



# WRESTLEMANIA

## XIX

**HIDDEN CHARACTERS  
AND STAGES  
REVEALED**

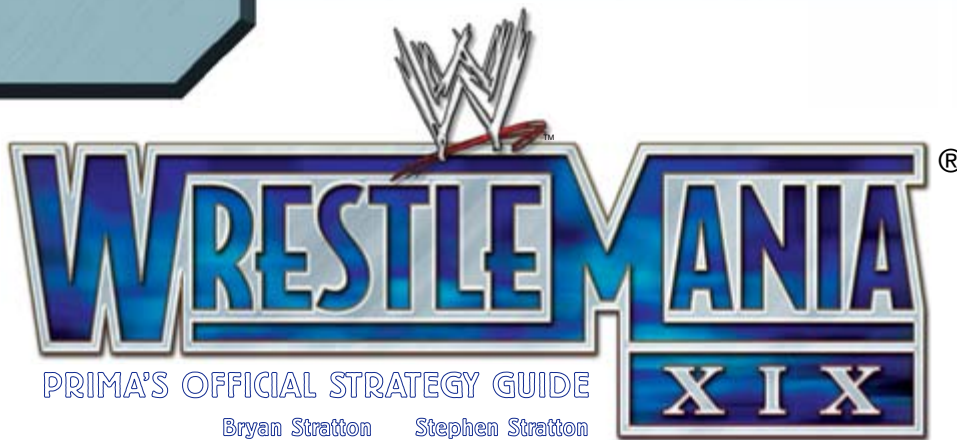


[primagames.com](http://primagames.com)



This game has received the following rating from the ESRB





**WRESTLEMANIA**  
PRIMA'S OFFICIAL STRATEGY GUIDE  
XIX  
Bryan Stratton Stephen Stratton

Prima Games  
A Division of Random House, Inc.  
3000 Lava Ridge Court  
Roseville, CA 95661  
1-800-733-3000  
www.primagames.com



The Prima Games logo is a registered trademark of Random House, Inc., registered in the United States and other countries. Primagames.com is a registered trademark of Random House, Inc., registered in the United States.

©2003-2004 by Prima Games. All rights reserved. No part of this book may be reproduced or transmitted in any form or by any means, electronic or mechanical, including photocopying, recording, or by any information storage or retrieval system without written permission from Prima Games. Prima Games is a division of Random House, Inc.

Associate Product Manager: Christy L. Curtis  
Project Editor: Matt Sumpter  
Design & Layout: Derek Hocking

The names of all World Wrestling Entertainment televised and live programming, talent names, images, likenesses, slogans and wrestling moves and all World Wrestling Entertainment logos are trademarks which are the exclusive property of World Wrestling Entertainment, Inc. © 2003 World Wrestling Entertainment, Inc. All Rights Reserved.

Game and Software © 2003 THQ/JAKKS Pacific, LLC. Used under exclusive license by THQ/JAKKS Pacific, LLC. JAKKS Pacific and the JAKKS Pacific logo are trademarks of JAKKS Pacific, Inc. Developed by Yuke's Co. Ltd. Yuke's Co. Ltd. and its logo are trademarks and/or registered trademarks of Yuke's Co., Ltd. THQ and the THQ logo are trademarks and/or registered trademarks of THQ Inc. All Rights Reserved. All other trademarks, logos and copyrights are property of their respective owners.

All products and characters mentioned in this book are trademarks of their respective companies.

Please be advised that the ESRB rating icons, "EC", "K-A", "E", "T", "M", "AO" and "RP" are copyrighted works and certification marks owned by the Entertainment Digital Software Association and may only be used with their permission and authority. Under no circumstances may the rating icons be self applied or used in connection with any product that has not been rated by the ESRB. For information regarding whether a product that has not been rated by the ESRB, please call the ESRB at 1-800-771-3772 or visit www.esrb.org. For information regarding licensing issues, please call ESA at 212-223-8936. Please note that ESRB ratings only apply to the content of the game itself and does NOT apply to the content of this book.

**Acknowledgements:**

Bryan and Stephen Stratton would like to thank: Kirk Somdal and Devin Knudsen from THQ; Jennifer Crotteau, Christy Curtis, and Matt Sumpter from Prima; Holly Hannam and David Hodgson from southern Washington; and The Spaniard and Seanbaby from Parts Unknown.

**Important:**

Prima Games has made every effort to determine that the information contained in this book is accurate. However, the publisher makes no warranty, either expressed or implied, as to the accuracy, effectiveness, or completeness of the material in this book; nor does the publisher assume liability for damages, either incidental or consequential, that may result from using the information in this book. The publisher cannot provide information regarding game play, hints and strategies, or problems with hardware or software. Questions should be directed to the support numbers provided by the game and device manufacturers in their documentation. Some game tricks require precise timing and may require repeated attempts before the desired result is achieved.

ISBN: 0-7615-4337-6

Library of Congress Catalog Card Number: 2003108350


WrestleMania®: The Showcase of the Immortals.....	2
Welcome to WrestleMania.....	2
WrestleMania XIX Controls.....	3
Scheduled For One Fall: Match Types.....	5
Tutorial.....	5
Exhibition Matches.....	6
During the Match.....	8
King of the Ring.....	9
Body Building: Create a Superstar.....	10
Revenge Mode.....	15
ShopZone.....	21
Superstars.....	22
Al Snow.....	22
Batista.....	24
Big Show.....	26
Booker T.....	28
Brock Lesnar.....	30
Bubba Ray Dudley.....	32
Chavo Guerrero.....	34
Chris Benoit.....	36
Chris Jericho.....	38
Christopher Nowinski.....	40
Christian.....	42
D-Uon Dudley.....	44
Dawn Marie.....	46
Eddie Guerrero.....	48
Edge.....	50
Goldberg.....	52
Goldust.....	54
Hulk Hogan.....	56
The Hurricane.....	58
John Cena.....	60
Kane.....	62
Kurt Angle.....	64
Lance Storm.....	66
Lita.....	68
Matt Hardy.....	70
Randy Orton.....	72
Rey Mysterio.....	74
Ric Flair.....	76
Rikishi.....	78
Rob Van Dam.....	80
The Rock.....	82
Scott Steiner.....	84
Shaun Michaels.....	86
Stacy Keibler.....	88
Stephanie McMahon.....	90
Stone Cold Steve Austin.....	92
Tajiri.....	94
Test.....	96
Torrie Wilson.....	98
Triple H.....	100
Trish Stratus.....	102
The Undertaker.....	104
Victoria.....	106
Vince McMahon.....	108
William Regal.....	110

# WrestleMania®: The Showcase of the Immortals

## Welcome to WrestleMania®


Thanks for purchasing Prima's Official Strategy Guide to WWE *WrestleMania XIX*! This guide will teach you all of the tricks and show you all the secrets you need to know to rise to the very top of the WWE ranks!

### Scheduled For One Fall: Match Types




This chapter takes you through the ins and outs of every single play mode, match type and variation in *WrestleMania XIX*, from Al Snow's Tutorial to the Royal Rumble!

### Body Building: Create a Superstar



The Create a Superstar option in *WrestleMania XIX* gives you all the tools you need to create the next WWE Champion. This chapter tells you how to put them all together.

### Revenge Mode



*WrestleMania XIX*'s Revenge mode puts you in the role of a WWE Superstar who's just been fired by Mr. McMahon. It's up to you to fight off McMahon's lackeys across more than two dozen missions and regain your Superstar status in time for *WrestleMania XIX*!

### Superstars



There are 45 different Superstars in *WrestleMania XIX*, and whether you're wrestling as them or against them, you can never know too much about their strengths and weaknesses. This guide's Superstar chapters give you full biographical information and a comprehensive moves list for each WWE Superstar!

# WrestleMania®: The Showcase of the Immortals

## WrestleMania® XIX Controls

### Menu Navigation

ACTION	BUTTON COMMAND
Highlight selection	○
Confirm selection	(A)
Cancel selection/back one menu	(B)

### Basic Controls

ACTION	BUTTON COMMAND
Walk	○
Run towards opponent	(Y)
Run in any direction	(Y)+(○)
Heavy grapple	(A) (hold)
Light grapple	(A) (tap)
Heavy strike	(B) (hold)
Light strike	(B) (tap)
Grappled strike	(A) (hold) + (B) (tap)
Irish whip	(A)+(Y) (or (Y) from a grapple)
Climb turnbuckle	(Y)+(○)
Step through ropes	(Y) (hold) + (○)
Stand on ring apron	(Y) (tap) + (○)
Run into/out of ring	(Y) to run, then (X) at ropes
Pin	(A)+↓
Tag partner	(Z) near partner
Double-team attacks	(A) near opponent and partner
Taunt	+ Control Pad
Change camera angle (not always available)	(○)
Focus on different opponent	(Z)
Special Taunt	(A)+(B) (with one full Special Slot)
Special Move	(A)+(B) (after Special Taunt)
Climb cage	(Y)+(○) (toward cage wall)
Climb up onto structure (table, ladder, etc.)	(Y)+(○) (toward object)
Climb down from structure	(Y)+(○) (toward edge)
Pull opponent off of cage	(A)
Pause game and display the Pause Menu	(START)
Grab weapon	(X)
Look for weapon under ring	(X)+(○) towards ring
Attack with weapon	(B)
Throw weapon at opponent	(A)
Set up table/ladder	(X)
Make partner attack legal opponent/interrupt pin	(Z) and + Control Pad ↑
Make partner attack non-legal opponent/prevent run-in	(Z) and + Control Pad ←
Set up partner for tag team move	(Z) and + Control Pad ↓
Make partner attack/distract the referee	(Z) and + Control Pad →



### Grappling

Your Superstar will perform heavy or light grapples depending on how hard you press (A).

**Heavy Grapple** (hold (A)): Strong grapples do more damage to your opponent, but they're also more likely to be reversed.

**Light Grapple** (tap (A)): Weak grapples don't do as much damage as heavy grapples, but their speed makes them harder for your opponent to reverse.

You can perform different grapples by pushing (○) in a direction while pressing or tapping (A). Your Superstar also performs different grapples depending on if he or she attacks an opponent from the front or back.



### Striking

Strikes are quick attacks, like punches and kicks. Like grapples, strikes are either heavy or light, depending on how hard you press (B).

**Heavy Strike** (hold (B)): Strong strikes do more damage but are easier for your opponent to counter.

**Light Strike** (tap (B)): Light strikes don't hurt as much, but they're tougher to counter than heavy strikes.

You can perform different types of strikes by pushing (○) in a direction while pressing or tapping (B).

**NOTE: Tapping (B) repeatedly performs a combination of strikes unique to your Superstar.**



### Grappled Strike

To perform a grappled strike, press and hold (A) to grapple, and then press (B) to perform a grappled strike.

It might take a few tries to get the hang of grappled strikes, but you should learn to master them for one important reason:

Grappled strikes land more often than not, because your opponent

will usually try to counter a grapple rather than a strike.

As with other grapples and strikes, pushing (○) in a direction while pressing (B) executes different grappled strikes.

**NOTE:** There are no "light" or "heavy" grappled strikes.



### Irish Whip

To Irish Whip an opponent towards the ropes, grapple them by holding down **A**, and then press **Y**; you can also press **A**+**Y** to Irish Whip an opponent.

If you're standing near the ropes, you can throw your opponent into or out of the ring by

Irish Whipping them and pushing **C** towards the ropes.

### Irish Whip Attacks

ACTION	BUTTON COMMANDS
Irish Whip	<b>A</b> + <b>Y</b> , or <b>Y</b> from a grapple
Irish Whip strike	<b>B</b> or <b>B</b> + <b>C</b> vs. running opponent
Pull back strike	<b>B</b> or <b>B</b> + <b>C</b> immediately after Irish Whipping
Heavy Irish Whip grapple	<b>A</b> (hold) or <b>A</b> (hold) + <b>C</b> vs. running opponent
Light Irish Whip grapple	<b>A</b> (tap) or <b>A</b> (tap) + <b>C</b> vs. running opponent



### When Your Opponent is Down

Waiting for a downed opponent to get up off of the mat might be gentlemanly, but this is no time to be a gentleman! Put the hurt on a downed opponent with the following techniques.

**Lift Opponent:** Tap **Y** near a downed opponent to lift them to their feet. Attack them while they're dazed and unable to counter!

**Lift Opponent & Get Behind:** Double-tap **Y** near a downed opponent to lift them to their feet and slip around behind them.

**Drag Opponent:** Hold down **A** and push **C** to drag your opponent around the ring. This is a handy technique for setting up a foe for a submission move far from the ropes.

**Pin:** To pin an opponent, push down on **C** while pressing **A**. Don't go for the pin until your opponent's Spirit is low, or they're almost certain to kick out.



### Reversals

You don't have to just stand there and take it when your opponent is about to strike or grapple you. By pressing **L** or **R** with the proper timing, you can counter your opponent's attack; hit the button just as the strike or grapple is about to land.

You can even counter a Special Move by pressing **L**+**R** as your opponent is about to perform his Special Move, but you can only counter it if you have a full Special Slot.

### Reversal Commands

ACTION	BUTTON COMMANDS
Counter a striking attack	<b>R</b>
Counter a weapon attack	<b>R</b>
Counter a grapple attack	<b>L</b>
Counter a Special Move	<b>L</b> + <b>R</b> (costs one full Special Slot)



### Special Moves

When you have at least one full Special Slot, press **A**+**B** to perform your Special Taunt and enter into your Special State. Once in your Special State, press **A**+**B** again to perform a Special Move.

**NOTE:** Each Superstar's Special Moves are different, and each one requires the Superstar and his opponent to be in certain positions. Refer to the Superstar chapters at the end of this guide to see the situations for each Superstar's Special Moves.



### Entering and Leaving the Ring

To step through the ropes and enter or leave the ring, press **Y** while pushing **C** towards the ropes. If you let up on **Y** while entering or leaving the ring, you'll stop on the ring apron.

You can also dash into or out of the ring by running towards the ropes (with **Y**) and pressing **Y** when you're just about to hit the ropes.

Your Superstar has a variety of unique attacks he or she can perform near the ropes. See the following table for details.

### Ringside & Apron Attacks

ACTION	BUTTON COMMAND
Opponent on apron	<b>A</b>
Opponent stunned on ropes	<b>A</b>
Attack from apron	<b>A</b>
Running attack through ropes	<b>Y</b> to run, then <b>B</b> + <b>C</b> (toward outside of ring)
Springboard attack off ropes vs. opponent in ring	<b>Y</b> to run, then <b>B</b> + <b>C</b> (toward inside of ring)
Flying attack over ropes	<b>Y</b> + <b>C</b> (toward outside of ring), then <b>B</b> at ropes (while still holding <b>C</b> )
Flying attack from apron	<b>B</b> + <b>C</b> (toward outside of ring)

# Scheduled For One Fall: Match Types



## Using the Turnbuckles

The ring itself can be used as a weapon against your opponents. The turnbuckles are excellent places in which to trap your opponent, and they also make great platforms from which to launch flying attacks against your foes.

**Climb/Descend Turnbuckle:** To climb the turnbuckle, walk towards it by pushing **○** towards it, then press **Y** to climb it. To climb down from a turnbuckle, press **Y** again.

**Flying Attack:** Press **B** while standing on a turnbuckle to execute a flying attack against your opponent. You can perform different attacks by pushing **○** in a direction while pressing **B**.

## Turnbuckle Moves

ACTION	BUTTON COMMANDS
Raise opponent	<b>Y</b> (tap)
Turn opponent	<b>Y</b> (hold)
Light turnbuckle grapple	<b>A</b> (tap) or <b>A</b> (tap) + <b>○</b>
Heavy turnbuckle grapple	<b>A</b> (hold) or <b>A</b> (hold) + <b>○</b>
Turnbuckle strike	<b>B</b>
Running turnbuckle strike	<b>Y</b> to run, then <b>B</b>

**NOTE:** Your Superstar performs different turnbuckle grapples depending on the direction your opponent is facing. Your Superstar also performs different grapples and strikes depending on whether or not the opponent is standing or sitting in the corner.



## Taunting

Nothing shows your opponent that you've got him right where you want him than a quick taunt. Press any direction on the + Control Pad to taunt your opponent.

While taunting, you're vulnerable to attack, but you can interrupt a taunt with an attack, throw, or dash if your opponent looks like he's going to hit you.

Taunting builds up your Adrenaline Gauge and Spirit meter and drives the crowd wild!

# Scheduled For One Fall: Match Types



## Main Menu

Pressing **START** at the title screen takes you to the Main Menu. There are eight different Main Menu options, and three of them take you to the match types described in this chapter. Cycle through them with **○**, and

choose the one you want by pressing **A**.

**Tutorial:** Take a trip to Al Snow's training camp and learn everything there is to know about controlling your Superstar.

**Exhibition:** Here's where you'll find the vast majority of match types, including Single, Tag Team, and Triple-Threat matches. Once you've selected the type of match, you can modify the rules, giving a Tag Team match Hardcore rules, or playing a Triple-Threat match inside of a Cage, for example.

**King of the Ring:** Set up a King of the Ring single-elimination tournament.

**TIP:** As comprehensive as this guide is, there are dozens of moves and techniques in Tutorial mode that we don't show you. Some moves need to be seen to be understood, so take advantage of Al Snow's years in the ring!


There are four different categories of Tutorial lessons. Play through them all, in this order:

**Basic Training:** These introductory lessons give you an overview of the basic button commands and wrestling moves, from strikes and grapples to performing Special Moves.

**Applied Training:** These advanced techniques show you how to combine several moves or techniques into effective ring strategies, from throwing your opponent into or out of the ring to double-team moves.

**Counters:** Knowing how to hit your opponent is crucial, but learning to avoid his attacks is just as important. The Counters lessons show you the ins and outs of countering every type of attack, from light strikes to Special Moves.

**Extra Training:** Finally, the Extra Training lessons teach you the finer points of controlling your *WrestleMania XIX* Superstar. You'll learn to do everything else here, from climbing steel cage walls to picking up weapons from under the ring to setting up ladders.



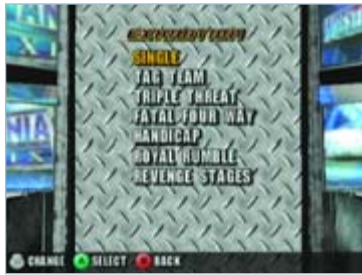
## Tutorial

### Al Snow's Tutorial mode

Before you play *WrestleMania XIX*, play through the Tutorial mode. Here, WWE Tough Enough's own Al Snow teaches you the ins and outs of controlling your Superstar in a non-competitive training environment.

# Exhibition Matches

Exhibition matches put you right into the middle of the WWE action. Choose "Exhibition" from the Main Menu, and then use the following options to customize your match:



## Select a Match-Up Match-Up Menu

The first thing you need to do is select a match-up, which determines the number of Superstars in the match and the makeup of any teams for a match with more than two Superstars. You can choose from


seven different types of matches, from a one-on-one Single match all the way up to a 30-man Royal Rumble™.

**NOTE:** You won't find match variations (like Cage, Table, or Ladder) in this list of match-ups. That comes later in the match selection process. At this stage, all you need to do is choose the number of Superstars and assign them to teams.

## Match-Up Types

MATCH-UP	DESCRIPTION
Single	Two Superstars go head-to-head against each other.
Tag Team	Two teams of two Superstars each square off against each other.
Triple-Threat™	Three Superstars compete in an every-man-for-himself match; the winner is the first Superstar to defeat either of his opponents.
Fatal Four-Way™	Identical to a Triple-Threat match, only with four Superstars.
Handicap	Two Superstars take on a single Superstar; you can play as either.
Royal Rumble™	30 Superstars battle to be the last man left in the ring at the end of the match. Eliminate your opponents by tossing them over the top rope to the floor outside of the ring.
Revenge Stages	Brawl through any Revenge stages you have unlocked in Revenge mode.

**NOTE:** After selecting a Royal Rumble, you automatically advance to the Rules Menu, skipping over the Match Type Menu.



## Select a Match Type

### Match Type Menu

After selecting your match-up, you have to select what type of match you want to play. This is where you get to set many of the special rules and conditions for the match, as described below.



## Normal Match

### Normal Match

Just as the name implies, there are no fancy set-ups or unconventional rules, just the ring, the referee, and the competing Superstars.



## Hardcore Match

### Hardcore Match

In a Hardcore Match, weapons are legal and anything goes! Do whatever it takes to beat down your opponent and pin him anywhere!

**TIP:** Since weapons are completely legal in a Hardcore Match, use them. If an opponent comes at you with a weapon, be ready with **[R]** to counter his weapon strike and disarm him.



## Ladder Match

### Ladder Match

In a Ladder Match, there's a title belt suspended high above the ring. To win, you've got to knock your opponent senseless, set up a ladder in the center of the ring, and climb up to grab the belt!

**TIP:** The key to winning a Ladder Match is to set up the ladder directly in the center of the ring. Use the shadow of the hanging belt to line up the ladder, and don't even bother climbing it unless it's perfectly placed; you'll just waste time.

## Table Match

### Table Match

The only way to defeat your opponents in a Table Match is to put them through the table! Set up the table, toss your opponent onto it,



# Scheduled For One Fall: Match Types

climb up onto the table with them, and use a grappling move to drive them through it for the win.

**TIP:** An easier way to win a Table Match is to set up the table in a turnbuckle, Irish Whip your opponent into it, and then use heavy strikes to smash them through the table. Watch out for reversals, though!



## TLC Match™ TLC Match

Tables and Ladders and Chairs, oh my! A TLC Match has the same rules as a Ladder Match, except for the abundance of chairs and tables scattered around the ring. They're all legal weapons, so use them to your advantage!

**TIP:** An opponent who's been put through a table takes a while to get back up. That's an excellent way to put your rival out of commission just before you make a grab for the belt above the ring.



## Cage Match Cage Match

Just like the name implies, Cage Matches take place in a ring surrounded by an unforgiving steel cage. To win, be the first Superstar to climb the 10-foot-tall chain link cage and drop to the ground outside the ring.



## Hell In a Cell™ Hell in a Cell

Hell in a Cell is an even more dangerous version of the Cage Match. This time, the cage has a roof on top of it, and it's a long way down if you fall! Beat the tar out of your opponent and pin them for the win!

**TIP:** To break through the cage walls, Irish Whip your opponent repeatedly through the same section of cage. If you leave the cage and climb to the top, you can usually taunt your opponent into climbing up and joining you. Once you're up there, use grappling moves to either toss your opponent off of the cage or slam him right through the roof!



## Ironman Match Ironman Match

For each pinfall or submission you score on your opponent, you earn a point in an Ironman Match. The Superstar with the most points at the end of the time limit is the winner!

**NOTE:** Ironman Matches are only available as Single matches.



## Select a Stage Stage Select Menu

Once you determine what kind of a match you're going to have, choose which stage you want to have it in. At the beginning of the game, only a few stages are available, but you can earn more by unlocking them in the WWE ShopZone by earning cash in Revenge Mode (see the "Revenge Mode" section of this guide for more information on Revenge Mode and WWE ShopZone). You can also select Revenge stages in which you've completed all six missions.



## Set the Rules Rule Setup Menu

After selecting your match-up and match type, you're taken to the Rule Setup Menu, where you can fine-tune the following rules for your match:





## Rules Options

RULE	DESCRIPTION
Match Length	The time limit for the match, in minutes. Choose "No Limit" to disable the time limit.
Pin	When turned ON, a three-count pin ends the match. When turned OFF, you have to win via submission or opponent disqualification.
Submit	Turn this ON to allow victory by submission. If it's turned OFF, you need to win in another way, such as a pin or opponent DQ.
DQ	If turned ON, the referee will disqualify a Superstar for illegal moves (using weapons, low blow, etc.). If turned OFF, anything goes!
First Blood	If this is turned ON, the first Superstar to bleed loses the match!
Ring Out Count	Set the amount of time, in seconds, that the Superstars can be out of the ring before being disqualified. Set it to NONE to disable a ring out DQ.
Rope Break	If turned ON, submission holds and pin attempts that are made too close to the ropes will be broken up by the referee. If it's turned OFF, only the Superstar's Spirit can save him from getting pinned or tapping out!
Entrances	Turn this ON to see each Superstar's entrance at the start of the match, or turn it OFF to skip them.
Tornado (Tag Match Only)	When turned ON, all four Superstars in a Tag Match can be in the ring at the same time, and anyone from one team can pin anyone from the other team to get the win.
Tag Help Time (Tag Match Only)	Set the amount of time (from 5 to 20 seconds), that the referee will allow both members of a tag team to be in the ring at the same time before forcing the illegal partner out.
Decision	Highlight DECISION and press <b>A</b> to advance to the Select Superstars Menu.



### Select Superstars

#### Select Superstars Menu

With the match and its rules determined, it's time to choose the Superstars who will participate in it. Superstars are either controlled by a player (1P, 2P, 3P, 4P) or by the computer (COM). Push **↑** or **↓** on

**○** to change a Superstar from a computer-controlled character to a player-controlled character, or vice-versa. Press **A** to confirm.

Now highlight a Superstar with **○**. Press **A** to choose your Superstar's default costume, or press **(START)** to choose their alternate costume.

To use a Created Superstar from a Nintendo GameCube™ Memory Card, highlight SLOT A or SLOT B with **○**. Press **A** to bring up a list of all Created Superstars on the Memory Card and push **←** and **→** on **○** to cycle through them. When you've highlighted the one you want, press **A**.

**NOTE:** You can also select a Created Superstar that you haven't saved to a Memory Card by selecting SLOT A.

After each player has chosen his or her Superstar, select Superstars for any computer-controlled opponents and press **A** to confirm the entrants and start the match!

## During the Match



### Player Indicators

*Player information is displayed in the player corners of the screen.*

In addition to paying attention to what's going on in the ring, you also have to keep an eye on the player information in the corners of the game screen. There are three important pieces of information for each player: the Adrenaline Gauge, the Special Slots, and Spirit.

**NOTE:** Player 1's information is in the upper left corner of the screen. Player 2's is in the upper right, Player 3's is in the lower left, and Player 4's is in the lower right.

### Adrenaline Gauge

The Adrenaline Gauge is a horizontal line that runs across the center of the player information. As your Superstar successfully performs moves and taunts, their Adrenaline Gauge fills up. When it's completely full, you earn a Special Slot, and the Adrenaline Gauge starts to fill up again.

### Special Slot

There are three Special Slots underneath the Adrenaline Gauge. All three are empty when the match begins, but you can fill them by filling your Adrenaline Gauge. For every full Special Slot your Superstar has, he or she can perform a Special Move, like The Rock's Rock Bottom or Brock Lesnar's F-5.

### Spirit

Your Superstar's Spirit is represented by a colored horizontal bar above the Adrenaline Gauge. The color of your Superstar's Spirit indicates their current energy level. If your Spirit is red, your Superstar is on fire! If it's green, your Superstar could be doing better, but he or she could also be doing much worse. If it's blue, your Superstar is in danger of being pinned or forced to submit. Attack your opponent and reverse their moves to build up your Spirit.

# Scheduled For One Fall: Match Types



## Pause Menu

### Pause Menu

At any point during your match, you can press **START** to pause the action and bring up the Pause Menu. From the Pause Menu, you can choose the following options:

## Pause Menu Options

OPTION	DESCRIPTION
Return to Game	Return to the match in progress.
Quit Game	Quit the match and return to the Main Menu.
Camera Angles	Select ON to see multiple camera angles during the match; turn it OFF if you want to see the action from one camera's perspective.
Player Indicators	Turn this ON if you want to see the player indicators; turn it OFF if you want to hide them.
Controller Cues	If this is ON, you'll see controller button icons appear when you need to press them. Turn this option OFF to hide the controller cues.
Short Replay	Turn this ON to see quick instant replays of powerful moves after they are performed; turn it OFF to prevent the action from being interrupted by replays.
Help	This brings up a screen of game controls and descriptions of on-screen player information.

## King of the Ring™

*King of the Ring* is one of the most cherished and time-honored traditions in WWE. A field of Superstars or tag teams of Superstars compete against each other for the honor of being named that year's *King of the Ring*. Past *King of the Ring* winners include such legends as Stone Cold Steve Austin, Triple H, Edge, and Brock Lesnar.

To begin a *King of the Ring* tournament, select "*King of the Ring*" from the Main Menu and customize your tournament with the following options:

### Select Match-Up and Title

The first thing you need to do is create a Single or Tag tournament, and determine the reward given to the Superstar or tag team that wins the tournament.



## MATCH-UP

MATCH-UP	DESCRIPTION
Single, Non Title	Individual Superstars compete for the honor of being named <i>King of the Ring</i> .
Single, WWE Championship	Individual Superstars battle for <i>SmackDown!</i> 's WWE Championship.
Single, World Heavyweight Championship	Individual Superstars vie for <i>Raw</i> 's World Heavyweight Championship.
Tag, Non Title	Tag teams fight for the honor of being named <i>King of the Ring</i> .
Tag, WWE Tag Team Championship	Tag teams clash for <i>SmackDown!</i> 's WWE Tag Team Championship.
Tag, World Tag Team Championship	Tag teams try to win <i>Raw</i> 's World Tag Team Championship.

### Select Match

Next, choose what type of match the *King of the Ring* matches will be. For more information on the various match types, refer to the descriptions in the "Exhibition Matches" section above.

### Select Arena

Once you have chosen the match type, choose the WWE arena that you want to hold the *King of the Ring* tournament in. The Select Arena Menu is identical to the Stage Select Menu in an Exhibition Match (see "Select a Stage," above).

### Set the Rules

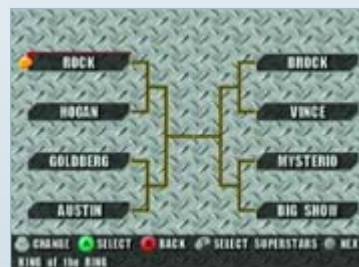
The next order of business is to determine the rules for the *King of the Ring* matches. This is exactly like setting the rules for an Exhibition Match (see "Set the Rules," above).

### Choose Number of Entrants

With the *King of the Ring* rules established, decide how many Superstars or tag teams of Superstars you want to compete in the tournament. Your tournament can be set up to accommodate 4 Superstars/teams (two brackets), 8 Superstars/teams (three brackets), or 16 Superstars/teams (four brackets).

### Select Superstars

Choose the Superstars that you want to include in the *King of the Ring* tournament, and decide whether human players or the computer will control them. The Select Superstars Menu for *King of the Ring* is identical to the one for an Exhibition Match (see "Select Superstars," above).



### Tournament Bracket

#### *King of the Ring* tournament bracket

Finally, you see a screen that shows the *King of the Ring* tournament bracket that you have created. This is your last chance to make any changes to the tournament setup

before starting the tournament!

Press **A** to change the location of your Superstar. Press **B** to return to the Select Superstars Menu. Highlight a Superstar and press **Y** to replace that Superstar with another one. When you're ready to start the *King of the Ring* tournament, press **START**.

## Create a New Superstar

WrestleMania XIX's Create a Superstar feature is so detailed that you're literally able to create just about any type of WWE Superstar you can imagine. You can also customize an existing Superstar. To create a new Superstar, choose "Create a Superstar" from the Main Menu, and choose "Create" from the menu that follows.



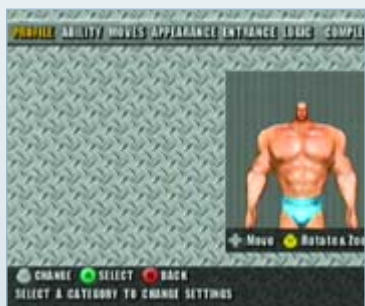
### Create a Superstar save slots

You now must choose a save slot in which to save your created Superstar. You can save up to 16 different created Superstars on each Memory Card. Even if you don't have a Memory Card inserted, you can still choose a save slot and create a Superstar, but you'll lose that

Superstar when you turn off the power if you don't save your game data first.

If you already have one or more created Superstar(s) on the Memory Card, selecting a save slot with a created Superstar brings up a menu that you can use to **Edit** that Superstar, **Delete** the Superstar permanently from the Memory Card, **Copy** that Superstar to another save slot, or perform a **Slot B: Copy** (copy a Superstar from the Memory Card in Slot B to the Memory Card in Slot A).

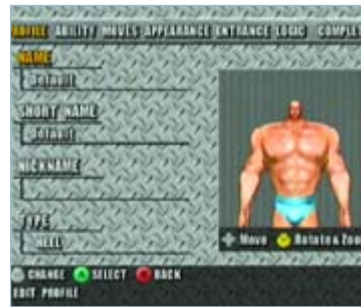
Since we're going to show you how to start creating a Superstar from scratch, choose a blank save slot, press **(A)**, and then choose Create/Edit from the menu.



### Create a Superstar Menu

This brings you to the Create a Superstar Menu. On the right side of the screen is a model of your created Superstar in progress. Use **(L)** and **(R)** to rotate it and **(Z)** and **(X)** to zoom in and out on it. You can also move the model around in its frame by pressing directions on the + Control Pad.

There are seven submenu options along the top of the screen: Profile, Ability, Moves, Appearance, Entrance, Logic, and Complete. Highlight them by pushing **(C)** and select the highlighted submenu by pressing **(A)**.



### Profile

#### Profile Submenu

The Profile Submenu allows you to name your Superstar and determine whether he's a good guy or a bad guy. There are four options in the Profile Submenu:

### Profile Submenu Options

OPTION	DESCRIPTION
Name	Your Superstar's full name (ex: Ric Flair™)
Short Name	A shortened version of your Superstar's name (ex: Flair™)
Nickname	Your Superstar's nickname (ex: The Nature Boy™)
Type	Choose to make your Superstar a babyface (fan favorite) or heel (rulebreaker)

Once you've set all four options, press **(B)** to close the Profile Submenu and return to the Create a Superstar Menu.



### Ability

#### Ability Submenu

The Ability Submenu is where you assign Local and Global Ability Points to your Superstar's various abilities. Highlight the various abilities with **(↑)** and **(↓)** and increase or decrease the points for the abilities with **(→)** and **(←)**.

For each Superstar you create, you get 20 Local Ability Points to assign to his abilities. You've also got a pool of 100 Global Ability Points, which are shared between **all** Created Superstars on that Memory Card.

So for example, say you create two Superstars. In the creation of your first Superstar, you use all 20 Local Ability Points and 65 of your 100 Global Ability Points. That means that when you go to create your second Superstar, you'll only have the usual 20 Local Ability Points and 35 Global Ability Points, because you used 65 of the 100 Global Ability Points on the first Superstar. If you're only planning on creating one Superstar, go nuts! But if you're going to be making several Superstars, you'll need to make some tough decisions when it comes to assigning Ability Points.

**NOTE: You can purchase additional Global Ability Points at the WWE ShopZone store with the cash you earn in Revenge mode. They don't come cheap (\$300 per point), but they're invaluable if you find yourself getting manhandled on a regular basis!**

You can't spend more points on your Superstar's abilities than you have Ability Points (displayed in the lower left corner of the screen). No ability can have a score greater than 10 or less than 1.

# Body Building: Create a Superstar

## Abilities

ABILITY	ABBR.	DESCRIPTION
Basic: Endurance	END	Your Superstar's overall toughness
Basic: Strength	STR	Your Superstar's overall physical power
Basic: Agility	AGI	Your Superstar's overall physical dexterity
Basic: Jumping	JMP	A measure of how far your Superstar can jump from turnbuckles, ledges, etc.
Basic: Recovery	REC	The speed at which your Superstar can recover from attacks
Attack: Striking	STR	Your Superstar's skill with striking attacks
Attack: Grappling	GRA	Your Superstar's skill with grappling attacks
Attack: Joint Locks	JOI	Your Superstar's proficiency with submission move attacks
Defense: Resilience	RES	Your Superstar's ability to shake off or counter striking attacks
Defense: Escape	ESC	Your Superstar's ability to counter or escape from grappling attacks
Defense: Flexibility	FLE	Your Superstar's ability to resist tapping out in submission moves

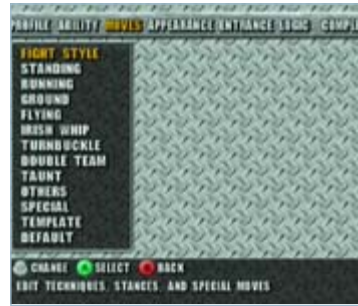
Obviously, if you want to make several created Superstars you can't max out every ability to 10, so use some strategy when assigning points. Keep your Defense ability scores fairly high, unless you want to wrestle a lot of short matches in which you lose!

Narrow the focus of your Attack abilities so that one of them is above average (8-10), one is average (5-6), and one is below average (2-4). When playing as your created Superstar, make sure to use the moves that complement his strengths. If you have a high Grappling ability but a low Joint Locks ability, use slams and suplexes and avoid going for the submission with leg and arm locks.

Endurance and Recovery are probably the two most important Basic abilities, as these affect your Superstar's in-ring stamina. If you're not planning on making a high-flier, you can trim down the Jumping ability. Likewise, if you're trying to make a dynamic daredevil who rarely gets into toe-to-toe brawls, you can sacrifice some Strength points.

Once you have assigned every Local Ability Point to an ability (and as many Global Ability Points as you're willing to spend), press **ⓑ** to close the Ability Submenu and return to the Create a Superstar Menu.

**CAUTION: Be sure to use every single Local Ability Point you've got! There's no point in not using them, as leftover Local Ability Points won't be available to any other Superstar.**



## Moves

### Moves Submenu

The Moves Submenu is where you get to select the grapples, strikes, and holds your Superstar will have in his arsenal. This is also where you select his fighting stance, taunts, and just about every other movement he makes.

### Selecting moves

To select a move, highlight its category and press **Ⓐ**. When you come to the list of moves in that category, highlight the one you want to change and press **Ⓐ**.

This brings up a list of potential moves for that category. Preview them with **↑** and **↓** and select the



move you want by pressing **Ⓐ**.

The following table describes the categories of moves. For more information on the specific sub-categories of moves in a category, refer to the Moves Tree in the sidebar.

## Moves Categories

CATEGORY	DESCRIPTION
Fight Style	Your Superstar's fighting stance, reversal style, and how he enters and leaves the ring
Standing	The moves your Superstar performs from a standing position against a standing opponent
Running	The moves your Superstar performs while running at a standing opponent
Ground	The moves your Superstar performs against a downed opponent
Flying	The moves your Superstar performs from an elevated position, such as a turnbuckle or ring apron
Irish Whip	The moves your Superstar performs following an Irish Whip
Turnbuckle	The moves your Superstar performs against an opponent in the turnbuckle
Double Team	The moves your Superstar and his tag team partner perform against a single opponent
Taunt	Your Superstar's taunts, including his Special Taunt
Others	Miscellaneous moves, including attacks through the ropes, reversal attacks, and attacks from the edge of a cage roof
Special	Your Superstar's Special Moves; you can select up to eight Special moves for your Superstar
Template	Duplicate an existing Superstar's move list for your created Superstar
Default	Return your Superstar's move list to its original setting

## Moves Tree

Having trouble finding the category in which a specific move type is hidden? Refer to the following list of all of the move categories and subcategories:

- FIGHT STYLE
  - Fighting Pose
  - Ring In Style
  - Ring Out Style
  - Apron to Ring
  - Turnbuckle Climbing
  - Special State Rising
  - Reversal Style
- STANDING
  - Striking
    - Light Striking
    - Combination Strikes
    - Combination Finish
    - Heavy Striking
  - Front Grapple
    - Light Front Grapple
    - Front Grappled Striking
    - Heavy Front Grapple
  - Rear Grapple
    - Light Rear Grapple
    - Rear Grappled Striking
    - Heavy Rear Grapple
- RUNNING
  - Striking
    - Running Strike
  - Grapple
    - Running Front Grapple
    - Running Rear Grapple
- GROUND
  - Striking
    - Down Strike (Facing Up)
    - Down Strike (Facing Down)
    - Running Down Strike (Facing Up)
    - Running Down Strike (Facing Down)
  - Down Grapple (Upper)
    - Down Grapple (Facing Up)
    - Down Grapple (Facing Down)
- Down Grapple (Side)
  - Down Grapple (Facing Up)
  - Down Grapple (Facing Down)
- Down Grapple (Lower)
  - Down Grapple (Facing Up)
  - Down Grapple (Facing Down)
- FLYING
  - Turnbuckle
    - Attack to Standing Opponent
    - Attack to Downed Opponent
  - Running
    - Diving Attack to Outside
    - Springboard Attack
  - Apron
    - Attack to Outside
    - From Apron to Outside
    - Attack from Top Rope (Stand)
    - Attack from Top Rope (Down)
- IRISH WHIP
  - Striking
    - Irish Whip Strike
    - Pull Back Strike
  - Grapple
    - Light Irish Whip Grapple
    - Heavy Irish Whip Grapple
  - Others
    - Leap Frog
- TURNBUCKLE
  - Striking
    - Turnbuckle Strike
    - Turnbuckle Lower Strike
    - Running Turnbuckle Strike
    - Running Turnbuckle Lower Strike
  - Front Grapple
    - Light Front Grapple
    - Heavy Front Grapple
    - Turnbuckle Lower Grapple
  - Top of Turnbuckle (Front)
  - Rear Grapple
    - Light Rear Grapple
    - Heavy Rear Grapple
    - Top of Turnbuckle (Rear)
- DOUBLE TEAM
  - Front Moves
  - Rear Moves
  - Sandwich Moves
  - Irish Whip Moves
  - Front Turnbuckle Moves
  - Rear Turnbuckle Moves
- TAUNT
  - Taunt
  - Taunt (Special)
  - Taunt (Top of Turnbuckle)
  - Taunt (at Apron)
  - Taunt (after Victory)
- OTHERS
  - Grapple
    - Grapple to Apron
    - Grapple from Apron
    - Rope Down Grapple
    - Reversal Attack
    - Testing Power
  - Attack From Edge
    - Grapple at Edge
    - Attack from Edge (Stand)
    - Attack from Edge (Down)
- SPECIAL
  - Special Moves
- TEMPLATE
  - select an existing Superstar's moves
- DEFAULT
  - return your Superstar's move list to its original settings

**TIP:** When selecting moves for your Superstar, keep in mind his ability scores. If you're selecting Ground attacks, for example, choose submission holds if your Superstar has a high Joint Locks ability, but choose kicks and knee drops if he's got a better Striking ability score.

Once you have finished assigning your Superstar his moves, press **Ⓑ** repeatedly until you close the Moves Submenu and return to the Create a Superstar Menu.

# Body Building: Create a Superstar



## Appearance

### Appearance Submenu

The Appearance Submenu is where you design the look of your Superstar, from the color of his hair to the style of his boots. It has six additional submenus in it: Head Attributes, Body Attributes, Equipment, Optional Gear, Scale and

Placement, and the Paint Tool. Cycle through them with ← and → and press Ⓐ to enter that particular submenu.



## Head Attributes

### Head Attributes Submenu

The Head Attributes Submenu allows you to customize every detail of your Superstar's look, from the neck up. Highlight a category with Ⓒ, select it with Ⓐ, and cycle through the options with Ⓒ, using Ⓐ to choose the one you

want. After choosing an option, you can select its color from the Color Palette (see sidebar).

## The Color Palette



You can change the color of just about every Appearance option with the Color Palette. To access the Color Palette for a specific Appearance option, choose "Color" from that option's category.

Each Appearance option has between one and three colors (Color 1, Color 2, and Color 3); if a color is grayed out, it's not available for that option. Highlight the color that you want to change with Ⓒ and press Ⓐ to select it.

Now it's time to select the color you want to use for the option. Use Ⓒ to move the cursor around the Default Palette colors to see a preview of the color in the preview pane on the right side of the screen.



You can also create your own colors by selecting one of the gray Favorites boxes under the Default Palette and pressing Ⓞ. Use Ⓛ and Ⓡ to change the hue, ← and → to change the saturation, and ↑ and ↓ to adjust the brightness. Press Ⓐ to select the color.

When you select a color, it goes into the Favorites section of the Color Palette and appears in every Appearance option's color palette. This means that you can coordinate your Superstar's custom hair color with his boots, for example, because the custom color that you created in the Hair Appearance option will be available to you in the Shoes Appearance option.



## Body Attributes

### Body Attributes Submenu

The Body Attributes Submenu is where you'll find all of the Appearance options for your character's upper and lower body, from their skin color and build to the style and color of their wrestling gear. All of the Appearance options for

your Superstar's torso, upper arms, and upper legs are found in this submenu, and it works just like the Head Attributes Submenu.



## Equipment

### Equipment Submenu

The Equipment Submenu is sort of a general catch-all for the rest of the usual gear that a Superstar wears in the ring. From the Equipment Submenu, you can select your Superstar's elbow, knee, and wrist pads, his shoes (or boots) and

socks, and any tattoos you want to place on his body. It works just like the other Appearance submenus.



## Optional Gear

### Optional Gear Submenu

The Optional Gear Submenu contains hats, glasses, masks, and other accessories that you can add to your Superstar. Each piece of Optional Gear carries a point value with it, and you can only have a total of eight points' worth of Optional

Gear on your Superstar. Select pieces of Optional Gear just as you would select any other Create a Superstar object.



## Scale and Placement

### Scale and Placement Submenu

The Scale and Placement Submenu lets you customize the finer details of your Superstar's physical proportions. Select an area of the Superstar's body to edit by highlighting it with ↑ or ↓ and press Ⓐ.

You can adjust the scale of any body part. Once you've selected a body part, use ↑ or ↓ to choose the part's width, length, or depth. Adjust each option with ← and →, or use Ⓛ and Ⓡ to simultaneously adjust the height, width, and depth. Choose OK when you've got the body part looking the way you want, or choose Default to return the body part to its original dimensions.

**CAUTION:** If you change a body part's scale and back out of the submenu with **(B)**, your changes will not be kept! You must choose **OK** if you've made any changes to the body part's scale that you want to keep.



## Paint Tool

### Paint Tool Submenu

The Paint Tool is an advanced option for artistically-inclined Superstar creators. It allows you to design your own logo for a Superstar's clothing, and the logo can also be used as a tattoo for the Superstar. After selecting Paint Tool

from the Appearance Submenu, choose an empty pattern slot to create a new pattern or an existing pattern to edit the pattern.

Arranged in a vertical column on the left side of the screen are your tools. From top to bottom, they are:

## Paint Tools

TOOL	DESCRIPTION
Pencil	Draw with the selected color
Line/Shape	Define a line or shape of the selected color
Fill	Fill an area with the selected color
Text	Insert letters, numbers and symbols
Copy Symmetrical	Copy a mirror image of the right side of the image to the left side, or vice-versa
Move Pattern	Move the entire pattern up, down, right, or left
Undo	Undo your last change

Pressing **(L)** or **(R)** will cycle through the three areas of the Paint Tool: the tools, the work area, and the color palette. Highlighting the tools allows you to access different options for the paint tools. Selecting the work area lets you use the current tool to modify the design.

Accessing the color palette lets you change the current color you're working with. Select the double-headed arrow at the very top of the palette to cycle through 16 different color palettes. Press **(X)** while highlighting a color to change the color's translucency and make it more or less see-through.

By default, the work area commands are as follows:

## Work Area Commands

BUTTON COMMAND	EFFECT
<b>(C)</b>	Move cursor
<b>(C)</b>	Navigate through different sections of the work area
<b>(A)</b>	Use selected tool
<b>(B)</b>	Sample the color that the cursor is on to make it the active color
<b>(Y)</b>	Undo the most recent change
<b>(START)</b>	Bring up a menu that allows you to exit the Paint Tool
<b>(L)</b> or <b>(R)</b>	Cycle between tools, work area, and palette
<b>(Z)</b>	Bring up the options menu, which lets you turn the work area grid on or off and change the zoom level
<b>+ Control Pad</b>	Switch tool



## Entrance

### Entrance Submenu

The Entrance Submenu from the Appearance Submenu allows you to customize every last detail of your Superstar's ring entrance, from his theme music to the pyrotechnics that shoot off when he walks to the ring!

There are seven options in the Entrance Submenu:

## Entrance Submenu Options

OPTION	DESCRIPTION
Theme Music	Your Superstar's entrance theme music
TitanTron	The video that plays on the TitanTron during your Superstar's entrance
Animation	The way your Superstar walks down the ramp and enters the ring
Effects	The production of the entrance, from the lighting to the camera angles to the pyrotechnics
Template	Use an existing Superstar's intro
Full Preview	See a preview of your entrance as it stands
Complete	Exit the Entrance Submenu and keep the entrance you've selected

Just as with every other Create a Superstar option so far, highlight the option you want to change with **(C)** and select it with **(A)**. Most options can be previewed with **(Y)**.

There are an outrageous number of Entrance options in the Entrance Submenu, and it's easy to get overwhelmed with them! We recommend starting out by having fun with it and coming up with the craziest combinations you can.

After you've got a feel for how the options affect your Superstar's entrance, we advise starting over from the default entrance (or by choosing a Superstar's entrance to use as a template). From there, change only one or two options at a time, and then preview the entrance. If you like the changes, keep them. If not, try something else.

Don't feel like you need to fully customize every aspect of your Superstar's entrance. Even changing one or two major portions of an existing Superstar's entrance can give you a completely unique entrance. Sometimes less is more!

# Revenge Mode



## Logic

### Logic Submenu

The Logic Submenu allows you to determine how your Superstar will behave when controlled by the computer. There are six options for your Superstar's Logic; choose the one that best complements his Ability:

## Logic Options

OPTION	DESCRIPTION
Standard	A generic wrestling style that isn't dependent on any particular tactics
Striking	The emphasis is on kicks, punches, elbows, knees, and similar quick strikes
Grapple	The Superstar will use slams, presses, suplexes, and other powerful grappling moves
Submission	The Superstar will try to take down his opponents and put them in joint locks and submission maneuvers
Flying	For daredevil Superstars with lots of high-flying moves
Rough	The Superstar will take every advantage and use brawling moves against his opponents

## Complete

Once you have your Superstar looking and acting the way you want, choose Complete to return to a menu that gives you the option to Save & Exit. Choose that option, save your Superstar to a Memory Card, and you're done!

**CAUTION: Be sure you choose the Save & Exit option! If you don't, you'll lose all of that hard work you put into creating your Superstar when you turn off the power on your Nintendo GameCube™!**

# Customize an Existing Superstar



## Customizing an existing Superstar

To customize an existing Superstar on the WWE roster, choose "Create a Superstar" from the Main Menu, and then choose "Customize" from the menu that follows. Use **[L]** or **[R]** to cycle through the Superstar roster to find the one that you

want to customize. There are three customization options:

## Superstar Customization Options

OPTION	DESCRIPTION
Type	Make the Superstar a face (fan favorite) or heel (rulebreaker)
Moves	Assign different moves to the Superstar using the same interface as the Moves Submenu in the Create a Superstar Menu
Complete	Exit and keep the changes you made to the Superstar

When you're done customizing the Superstar, press 2 to return to the previous menu, and be sure you choose Save & Exit from that menu if you want to keep the changes. Otherwise, the Superstar changes will be erased as soon as you turn the Nintendo GameCube™'s power off!

# Revenge Mode

Revenge mode is *WrestleMania XIX*'s story mode. To begin Revenge mode, select "Revenge" from the Main Menu. This brings you to the Revenge Menu, where you have three options:

## Revenge Menu Options

OPTION	DESCRIPTION
New Game	Start a new Revenge storyline from scratch
Continue Game	Resume a saved Revenge storyline
Select Mission	Play through any Revenge mission you've unlocked



When you start a new Revenge game, the first thing you need to do is select your Superstar. This will be the Superstar that you'll use to play through all of Revenge mode, so choose a Superstar you're familiar with.



After choosing your Superstar, a short introductory cinema plays. Your Superstar is fired from WWE by Vince McMahon, but as he's being thrown out of the arena, Stephanie McMahon offers him a chance to get revenge on Vince and get his job back.



At the start of Revenge mode, you see the Mission Menu. There are four available missions, one in each of four areas: the Construction Site, the Shopping Mall, the Parking Lot, and the Harbor.

The dots under the names of the areas represent the areas' missions. Yellow dots are available, uncompleted missions. Blue dots are missions you've completed. Gray dots are uncompleted missions that aren't yet available; complete available missions to unlock them.

Your goal is to complete every mission in the Mission Menu. The missions involve attacking Vince McMahon's employees and upsetting his plans for *WrestleMania XIX*. If you manage to complete all of the missions then Vince will have no choice but to sell WWE to Stephanie McMahon. Once Stephanie has full control of WWE she will have to fulfill your contract and reinstate you into WWE.

## Mission Clear Cash Awards

At the end of each mission you successfully complete, you are awarded cash in five different categories, depending on the mission you chose and your performance in it:





## Mission Clear Cash Awards

CATEGORY	DESCRIPTION
Base Points	Base amount of cash earned for beating that particular mission
Technique Bonus	The more impressive your moves, the higher this bonus
Opponent Bonus	The tougher your enemies, the higher the bonus
Object Bonus	Earn this bonus by using a variety of weapons and objects against your opponents
Time Bonus	The more time left on the clock at the end of the mission, the higher this will be

**NOTE:** The sixth and final mission in any area is a boss fight against a unique character never before seen in a WWE game! Completing the mission not only makes the stage available as a stage during Exhibition matches, it also unlocks the boss character as a playable Superstar!

## Construction Site Missions

This is the construction site for the *WrestleMania XIX* arena. Gain access to the wrecking ball and really put a hole in Vince's pocket!



### Mission #1

**Goal:** Prevent the workers from constructing the arena!

**Conditions for Completion:** Within the time limit, throw five workers off of the Construction Site platform.

**Time Limit:** 10 minutes

**Enemies Faced:** Builders, Security Officers

**TIP:** The best way to throw Builders and Security Officers off of the Construction Site platform is to Irish Whip them to the edge and then hit them with heavy strikes until they lose their grip. Though it puts you at risk, remain near a platform edge that you can easily throw opponents off of to save time.



### Mission #2

**Goal:** Continue to prevent the workers from constructing the arena!

**Conditions for Completion:** Within the time limit, throw eight workers off of the Construction Site platform.

**Time Limit:** 10 minutes

**Enemies Faced:** Builders, Security Officers, random Superstar

**CAUTION:** This time, your opponents attack in pairs! Use weapons to hit both at once! Your last opponent in this mission is a random WWE Superstar. He'll be significantly harder to get rid of than the Builders and Security Officers, so be prepared!



### Mission #3

**Goal:** Take out Vince's reinforcements!

**Conditions for Completion:** Within the time limit, throw 10 workers off of the Construction Site platform.

**Time Limit:** 20 minutes

**Enemies Faced:** Builders, Security Officers

**NOTE:** This mission is virtually identical to the two that came before it, so use many of the same strategies to achieve victory!



### Mission #4

**Goal:** You've been challenged to a little friendly competition...be sure to come out on top!

**Conditions for Completion:** Compete against a computer-controlled Superstar to see who can throw off more workers within the time limit.

**Time Limit:** 5 minutes

**Enemies Faced:** Builders, Security Officer, random Superstar

**TIP:** You don't have to throw off your rival Superstar to complete this mission, although doing so will earn you a point and slow him down!



### Mission #5

**Goal:** Vince sent a Superstar after you, so you must take him out!

**Conditions for Completion:** Within the time limit, throw the Superstar guarding the wrecking ball control room off of the Construction Site platform.

**Time Limit:** 10 minutes

**Enemies Faced:** Random Superstar, endless stream of Builders and Security Officers

**TIP:** The only opponent you absolutely need to take out in this mission is the WWE Superstar guarding the door to the wrecking ball control room. The Superstar waits for you at the highest point of the stage; use the map in the upper right corner of the screen to find him.

**NOTE:** The Builders and Security Officers are pesky foes, because eliminating one of them just causes another of the same type of enemy to show up immediately!



### Mission #6: Boss Fight

**Goal:** Protect the wrecking ball controls!

**Conditions for Completion:** You must keep the workers away from the wrecking ball controls for the duration of the time limit, because you must use the controls to destroy the arena!

**Time Limit:** 5 minutes

**Enemies Faced:** Random Superstar, Kim Chee (Boss), Agent

# Revenge Mode

**TIP:** Your opponents will try to get up to the door to the wrecking ball controls, located in the same part of the level that you fought the Superstar in during Mission #5. To prevent them from getting up to the controls, use **A** to shake the fence that they have to climb in order to reach the controls!

**NOTE:** Once you successfully complete Mission #6, the Construction Site is available as an Exhibition match stage and Kim Chee is available as a playable character.

## Shopping Mall Missions

At the Shopping Mall, *WrestleMania XIX* merchandise is flying off the shelves and the revenue is flowing into Vince's pockets. Get in there and rough the place up!



### Mission #1

**Goal:** Take out the Shopping Mall security!  
**Conditions for Completion:** Give the security a beating they will never forget. You must KO four opponents and make them bleed within the time limit.

**Time Limit:** 10 minutes

**Enemies Faced:** Security Officers, Workers, random Superstar

**TIP:** Treat this mission like a First Blood match and use a variety of brutal moves that target your opponents' heads to draw blood and knock them out. You can also Irish Whip them into the glass storefront windows for extra damage.

**NOTE:** Your last opponent is a random Superstar, but since your opponents attack one at a time, you should still be relatively fresh when he shows up.



### Mission #2

**Goal:** Stephanie has been detained by the security force! Rescue her!  
**Conditions for Completion:** Break down the entrance to the security office within the time limit.

**Time Limit:** 10 minutes

**Enemies Faced:** Agent, random Superstar

**NOTE:** You'll have an Agent (a tougher version of the Security Officer) and a random Superstar on your back during the entire mission, so use them as weapons against the security office entrance, which is a giant window on the ground floor of the Shopping Mall.

**TIP:** You'll know that you've found the security office door when you see a huge glass window with Stephanie McMahon on the other side; she's wearing a red dress. Irish Whip your opponents into the window and use heavy strikes against it when both of your foes are down!



### Mission #3

**Goal:** Destroy Vince's *WrestleMania* promotional signage!

**Conditions for Completion:** Destroy all three of Vince's *WrestleMania* signs before time runs out.

**Time Limit:** 5 minutes

**Enemies Faced:** Worker, random Superstar

**TIP:** Your first priority should be to beat down the Worker and the random Superstar so that you can focus your heavy strikes against the three *WrestleMania* signs on the ground floor of the Shopping Mall.



### Mission #4

**Goal:** Prevent Vince's security from reaching the briefcase!

**Conditions for Completion:** Vince has stored his *WrestleMania* Main Event contract in this briefcase. Prevent his security personnel from getting the briefcase for the duration of the time limit.

**Time Limit:** 5 minutes

**Enemies Faced:** Agent, random Superstar

**TIP:** Vince's henchmen will try to climb the pole on the ground floor of the Shopping Mall. If they reach the top of it, you fail the mission. Use **A** to shake them off of the pole!



### Mission #5

**Goal:** Raise havoc and destroy everything in sight!

**Conditions for Completion:** Destroy 20 objects in the Shopping Mall before time runs out.

**Time Limit:** 10 minutes

**Enemies Faced:** Security Officers, Worker

**NOTE:** Smashable objects include: windows, trees, glass barricades, and wooden benches. You cannot smash the "dead end" signs.

**CAUTION:** At the start of this mission, only one Security Officer is present. After 1:30 elapses, another Security Officer appears. And after another 1:30 (with 7:00 left on the clock), a Worker appears. These opponents will triple-team you, so move quickly.

**TIP:** The majority of the smashable objects are on the higher levels of the Shopping Mall.



## Mission #6: Boss Fight

**Goal:** Protect your getaway car and destroy your opponents' car!

**Conditions for Completion:** Without letting your own car get smashed, bash away at your opponents' car to destroy it.

**Time Limit:** 10 minutes

**Enemies Faced:** Master Builder, Agent

**TIP:** There's a sledgehammer near your starting position, and as Triple H has shown us repeatedly, there's no better tool for smashing up cars! Be sure to grab it, if only to keep it out of your enemies' hands!

**TIP:** When you start off, try to soften up your enemies, and then run (don't walk) towards their car. Start smashing the car up to lure your opponents over to you. If you don't see them after a few seconds, check the map in the upper right corner of the screen to make sure that they're not doing a number on your vehicle!

**NOTE:** Once you successfully complete Mission #6, you earn the Shopping Mall as a playable stage in Exhibition matches, and the Master Builder becomes a playable character (unless you already unlocked him by clearing the Harbor missions).

## Parking Lot Missions

Vince and the *WrestleMania* XIX planning crew are in an important meeting. Send them a message by layin' the *Smackdown!* on their vehicles and slowing down the trucking crew.



## Mission #1

**Goal:** Destroy the cars in Vince's parking lot!

**Conditions for Completion:** Put three of Vince's security force through cars—table-style—within the time limit.

**Time Limit:** 10 minutes

**Enemies Faced:** Security Officers, Rider

**TIP:** Destroy Vince's henchmen and their vehicles by softening them up with a few stiff shots and then Irish Whipping them up onto cars. Once they're up there, climb up with them and perform a grapple move that slams them down onto the car, just as if you were in a Table Match and the car was the table!



## Mission #2

**Goal:** Take out Vince's security force!

**Conditions for Completion:** Give the security force a beating they will never forget. You must knock them all out and make them bleed within the time limit.

**Time Limit:** 15 minutes

**Enemies Faced:** Workers, random Superstar

**CAUTION:** Your opponents attack in pairs, so you've got to be quick about switching your focus between them to keep from getting overwhelmed.

**TIP:** After softening up your opponents, use weapons and your strongest power moves to bust them open and knock them out!



## Mission #3

**Goal:** Seek out the payment Stephanie has left for you!


**Conditions for Completion:** Find and capture the briefcase containing your payment!

**Time Limit:** 10 minutes

**Enemies Faced:** Security Officers

**NOTE:** The Security Officers attack in twos. More appear if they are eliminated by the speeding cars outside the Parking Lot.

**CAUTION:** Watch out for those speeding cars! If you're hit by one, you'll fail the mission!

**TIP:** To get the briefcase, you need to climb the pole near the Security Officers and use  to make a grab for the case as it swings by on a crane.



## Mission #4

**Goal:** Destroy Vince's big rig truck!

**Conditions for Completion:** Vince is using his big rig truck to deliver his *WrestleMania* stage materials to the arena.

Destroy the big rig by throwing four opponents through the top of it within the time limit.

**Time Limit:** 10 minutes

**Enemies Faced:** Workers, random Superstar, Riders, Security Officers

**CAUTION:** Your opponents will attack you three at a time. Switch your focus between them quickly to keep them from getting the best of you!

**TIP:** For the purposes of this mission, just pretend you're in a Table Match and the big rig truck is the table. Throw your opponents onto the top of it and perform grapple moves while you're up there to put them through it!

**NOTE:** Each opponent you put through the truck destroys a section of the truck. Once it's destroyed, you can't use that part of the truck to eliminate an opponent. Slam them through the intact sections of the truck to beat the mission.

## Mission #5

**Goal:** Get rid of the security!

**Conditions for Completion:** Throw all ten of the security personnel into the moving cars within the time limit.

**Time Limit:** 15 minutes

**Enemies Faced:** Workers, Security Officers, random Superstar



# Revenge Mode

**CAUTION:** This is a tricky one. Not only do you have to worry about getting ganged up on by up to three opponents, you also need to worry about getting Irish Whipped into traffic. Make sure to soften up your opponents before trying to Irish Whip them into the moving cars, or they may reverse your move and cause you to fail the mission.

**TIP:** Try to stay on the level above the moving cars and toss your opponents off of the ledge. That way, if your foes reverse your Irish Whips, you at least have a chance of being able to pull yourself back up.



## Mission #6: Boss Fight

**Goal:** Take out Vince's personal bodyguard!  
**Conditions for Completion:** Within the time limit, reach Victor Romanov, Vince's personal bodyguard, and throw him off the platform.

**Time Limit:** 10 minutes

**Enemies Faced:** Security Officers, Victor Romanov

**TIP:** Although you face three opponents at once, the Security Officers aren't able to cross the series of poles and chains that separates them from Victor Romanov, so once you get to Romanov, it's a one-on-one fight.

**NOTE:** To cross the poles and chains that lead across the busy streets below, use **Y** to leap from one to another. You'll have to cross one set to reach the Security Officers and another set to reach Victor Romanov.

**TIP:** Before attempting to climb the second pole and cross the second set of chains that leads to Victor Romanov, make sure to beat down the Security Officers so that they can't knock you off the pole!

**NOTE:** Once you successfully complete Mission #6, you unlock the Parking Lot as a playable stage and Victor Romanov as a playable character in Exhibition matches.

## Harbor Missions

Supplies for *WrestleMania XIX* have arrived on a cargo ship. Make sure they don't get to their destination!



## Mission #1

**Goal:** Take out all of Vince's security detail in the shipping cell!  
**Conditions for Completion:** Throw all five of the security guards off of the shipping cell and into the ocean. You will have to destroy one of the fences in order to do this.

**Time Limit:** 30 minutes

**Enemies Faced:** Security Officers, Builders

**TIP:** The walls of the shipping cell are just like those of the Hell in a Cell. To smash through them, Irish Whip an opponent into them repeatedly, or use heavy strikes to knock them out.



## Mission #2

**Goal:** Escape the shipping cell!

**Conditions for Completion:** Break out of the shipping cell, climb to the top, and escape by climbing the chain to the platform within the time limit.

**Time Limit:** 10 minutes

**Enemies Faced:** Security Officers, Builders, Workers

**TIP:** This mission is like a Cage Match crossed with a Hell in a Cell. You have to smash open one of the walls of the shipping cell, beat down all of your opponents so that they can't interfere, and then climb up the outside of the shipping cell to reach the top. Once you're there, you again need to knock down all of your foes and climb the chain to the big yellow arrow at the top of it.



## Mission #3

**Goal:** Take out all of Vince's security detail on the platform!

**Conditions for Completion:** Throw all eight security guards off of the crane platform.

**Time Limit:** 15 minutes

**Enemies Faced:** Security Officers, Workers, Builders

**CAUTION:** This is an extremely precarious mission! The crane platform is narrow, and your opponents attack in pairs. Soften them up with strikes, and Irish Whip them off of the side only after they've had the fight taken out of them!



## Mission #4

**Goal:** Get to the crate that is being loaded onto the ship.

**Conditions for Completion:** Within the time limit, avoid the security detail and get to the crate. You need to reach this crate in time in order to get on Vince's ship.

**Time Limit:** 10 minutes

**Enemies Faced:** Workers, Builders, random Superstar

**NOTE:** To get up onto the large crate that is the goal of the mission, you need to use a wooden crate to reach it. Carry the crate up the stairs near the climbable pole and place it at the top of them. Climb up onto the crate by pressing **Y** and holding **○** in the direction of the crate, and you'll reach the goal, which is marked with a big yellow arrow.

**TIP:** If you smash all of the wooden crates in the vicinity of the large "goal" crate, look for the hole in the wall of the ship that leads to more crates!

**TIP:** If you eliminate the random Superstar by throwing him off the edge of the platform, he's replaced with a weaker, generic enemy.



### Mission #5

**Goal:** Get rid of the workers on Vince's shipping boat!

**Conditions for Completion:** Throw 10 workers on the shipping boat into the ocean within the time limit.

**Time Limit:** 10 minutes

**Enemies Faced:** Workers, Builders, Security Officers, random Superstar

**NOTE:** Other than the fact that your opponents attack in pairs, this is a pretty standard mission. If you've made it through all the rest of the "throw the workers off the platform" missions, you shouldn't have any trouble with this one.



### Mission #6: Boss Fight

**Goal:** Break into the ship's control room!

**Conditions for Completion:** Break down the door to the ship's control room within the time limit, but watch out for Vince's henchmen.

**Time Limit:** 10 minutes

**Enemies Faced:** Random Superstar, Master Builder, Security Officers

**NOTE:** If you can't find the door, look for the Master Builder on your map in the upper right corner of the screen, as he's guarding it. It's also got a big yellow arrow spinning in front of it, so it shouldn't be too hard to spot.

**TIP:** The enemies in this stage are tough, especially the Master Builder and the random Superstar, but remember that your goal is to make it to the door to the control room and break it down. It doesn't matter how bad of a beating you take on your way to doing it!

**NOTE:** Successfully completing Mission #6 unlocks the Harbor as a playable stage in Exhibition matches. If you didn't unlock the Master Builder as a playable Superstar at the end of the Shopping Mall missions, you'll unlock him by completing the Harbor missions.

Completing Mission #6 also lets you play through the Warehouse missions after clearing WrestleMania XIX Hall, and it unlocks the Warehouse as a playable stage in Exhibition matches.



### WrestleMania® XIX Hall

This is it: the final showdown between you and Vince McMahon! It takes place in the *WrestleMania XIX Hall*, in an actual ring. You're fighting for your career, and Vince is fighting for control of his company. The stakes couldn't be higher!

**Goal:** Defeat Vince McMahon before time runs out!

**Conditions for Completion:** Score a pinfall or submission on Vince McMahon within the time limit.

**Time Limit:** 15 minutes

**Enemies Faced:** Vince McMahon

**NOTE:** This is an actual wrestling match, in a ring with a referee. All of the normal rules apply, so go for the pin or make Vince tap out!

**NOTE:** If you clear this mission, you can now assign "EX-Special" moves to your Superstar in the Create a Superstar mode. EX-Special moves are incredibly powerful Special Moves that require three full Special Slots to use.

### Secret Missions: Warehouse

When you defeat Vince McMahon in the *WrestleMania XIX Hall*, *WrestleMania XIX Hall* is replaced with the Warehouse in the Revenge mode Mission Menu. These six missions are additional fun challenges that you can play through, and you'll unlock an additional playable boss character if you do so.



### Mission #1

**Goal:** Use the ladder to grab more cases than your opponent!

**Conditions for Completion:** Several briefcases hang overhead. Use the provided ladder to reach and grab them.

**Time Limit:** 5 minutes

**Enemies Faced:** Worker

**TIP:** Treat this mission like a Ladder Match with several prizes hanging above the ground. That means you need to beat down the worker, place the ladder directly underneath a swinging case, and climb up quickly to grab it.



### Mission #2

**Goal:** Climb the pole and grab the case before time runs out!

**Conditions for Completion:** Use the pole to reach the case swinging high overhead within the time limit.

**Time Limit:** 10 minutes

**Enemies Faced:** Security Officer

**NOTE:** Despite the fact that it's a rather tall pole to climb, the fact that there's only one weak enemy in this mission makes it a pretty simple one.

# Revenge Mode




## Mission #3

**Goal:** Climb the chains and grab the case before time runs out!

**Conditions for Completion:** Use the swinging chains to reach the case within the time limit.

**Time Limit:** 10 minutes

**Enemies Faced:** Worker

**NOTE:** Moving chains are harder to navigate than a single pole, but otherwise, this is the exact same mission as #3. Use  to swing from chain to chain.

**TIP:** The best way to reach the case is to watch the chains as they move and climb up one that's heading towards the case.



## Mission #4

**Goal:** Use the ladder and grab the case before time runs out!

**Conditions for Completion:** Fight off a random Superstar and a Security Officer, Ladder Match-style, to reach the case hanging high above the ground.

**Time Limit:** 10 minutes

**Enemies Faced:** Random Superstar, Security Officer

**NOTE:** Treat this mission like a Handicap Ladder Match. Knock the wind out of your opponents, set up the ladder, and grab that case!

**CAUTION:** Watch out! The metal grating below the case can be smashed through if you perform too many power moves on it! Falling through the grate is an instant mission failure.



## Mission #5

**Goal:** You've been challenged to a little friendly competition!

**Conditions for Completion:** Use the ladder to reach three cases before your opponent does!

**Time Limit:** 10 minutes

**Enemies Faced:** Random Superstar

**NOTE:** Like previous missions, this is essentially a Ladder Match, where the Superstar who snags the most cases at the end of the time limit is the winner. Use your Ladder Match skills to win!

**TIP:** Knock your opponent silly, set up the ladder on the metal grating at the top of the stairs, and snag case after case as they swing by!



## Mission #6: Boss Fight

**Goal:** Get the case within the time limit!

**Conditions for Completion:** Ascend the level and climb the pole at its upper levels to reach the case, which is swinging from a chain, within the time limit.

**Time Limit:** 10 minutes

**Enemies Faced:** Security Officer, Champ Bomber Head

**NOTE:** Although you're facing two opponents (and one of them is the boss, Champ Bomber Head), this is basically the same mission as all of the other Warehouse missions, just a bit more challenging.

**NOTE:** Clearing Mission #6 unlocks Champ Bomber Head as a playable character for Exhibition Matches!

## WWE™ ShopZone™

So, you've earned tons of cash in Revenge mode, you've unlocked all of the hidden characters and stages, but you still want more?

Well, that's what WWE ShopZone is for.

Here, you can use your hard-earned Revenge cash to unlock new create parts for your Superstar, as well as more moves, more weapons, more entrance features, and more Global Ability Points!



## Parts

### Parts Submenu

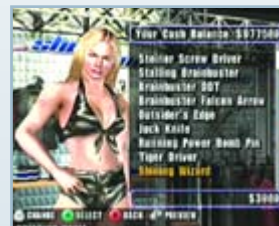
From the Parts Submenu of the WWE ShopZone Menu, you can purchase new create parts for your created Superstars, from hairstyles to ring attire. If you see a "?" in the Appearance Submenus while creating a Superstar, it's because that option is still locked away in the WWE ShopZone. Purchase it to unlock it.



## Entrances

### Entrances Submenu

The Entrances Submenu of the WWE ShopZone Menu has various options for a created Superstar's entrance. Choose from **Animations** (the way a Superstar moves during his entrance) or **Effects** (camera views, pyrotechnics, and other production effects).



## Moves

### Moves Submenu


In the Moves Submenu, you'll find unlockable individual moves, as well as move templates of existing Superstars that allow you to use all of that Superstar's moves for your own Superstar. If you've been looking for that Shining Wizard, here it is!



## Weapons and Ability Points

From this submenu, you can unlock new weapons, which will then appear in your matches and Revenge missions. You can also purchase Global Ability Points at \$300 a pop (see "Body Building: Creating a Superstar" for more information on Ability Points).

# AL SNOW™



## BIO

After establishing himself as a technically-sound in-ring Superstar, Al Snow found himself in a new role for this organization—a trainer for the MTV reality-based series, "WWE Tough Enough." The show, which featured 13 young adults trying to win a contract with WWE, was an instant ratings success, and Snow's involvement had much to do with that. The future also looks bright for Snow.



### STATS

HEIGHT	WEIGHT	FROM
6' 0"	234 lbs.	Lima, OH
FAVORITE QUOTE		
"What does everybody want?!"™		
FINISHING MOVE		
Snow Plow		
CAREER HIGHLIGHTS		
Hardcore Champion, European Champion, WWE World Tag Team Champion		

## SPECIAL MOVES



### QUESTION:

Al Snow used to carry a mannequin head named "HEAD" to the ring with him. Which Superstar came up with the "HEAD" gimmick, and what gimmick did Al give that Superstar in return? (Answer at bottom of page.)



ANSWER: Mick "Mankind" Foley invented the "HEAD" gimmick. In return, Al Snow gave Mick the idea for Mr. Socko, the sweatsock that Mick pulls out of his trunks just prior to using the Mandible Claw!


# AL SNOW™'S MOVES

DESCRIPTION	COMMAND	MOVE NAME
Light Strike	Ⓑ (tap)	Punch-R
Light Strike	Ⓑ (tap)	Toe Kick 01
Combination Strike (2nd)	Ⓑ (repeatedly)	Punch-R
Combination Strike (3rd)	Ⓑ (repeatedly)	Punch-R
Combination Finish	Ⓑ after last Combination Strike	Full-Swing Punch
Combination Finish	⊙+Ⓑ after last Combination Strike	Missile Dropkick
Heavy Strike	Ⓑ (hold)	Full-Swing Punch
Heavy Strike	⊙+Ⓑ (hold Ⓑ)	Missile Dropkick
Strike Running Opponent	Ⓑ	Full-Swing Punch
Strike Running Opponent	⊙+Ⓑ	Back Elbow Strike
Pull Back Strike	Ⓑ after Irish Whipping opponent	Hammer Throw Shoulder Thrusts
Pull Back Strike	⊙+Ⓑ after Irish Whipping opponent	Hammer Throw Clothesline
Running Strike vs. Standing Opponent	Ⓑ while running	Clothesline-R
Running Strike vs. Standing Opponent	⊙+Ⓑ while running	Missile Dropkick
Strike Opponent Standing in Turnbuckle	Ⓑ	Full-Swing Punch
Strike Opponent Down in Turnbuckle	Ⓑ	Stomp 01
Running Strike vs. Opponent Standing in Turnbuckle	Ⓑ while running	Missile Dropkick
Running Strike vs. Opponent Down in Turnbuckle	Ⓑ while running	Toe Kick
Strike Face-Up Downed Opponent	Ⓑ	Stomp 01
Strike Face-Down Downed Opponent	Ⓑ	Stomp 01
Running Strike vs. Face-Up Downed Opponent	Ⓑ while running	Elbow Drop
Running Strike vs. Face-Down Downed Opponent	Ⓑ while running	Elbow Drop
Front Grappled Strike	Ⓑ during Front Grapple	Headbutt
Front Grappled Striking	↑+Ⓑ during Front Grapple	Strong Headbutt
Front Grappled Striking	↓+Ⓑ during Front Grapple	Headlock Smash
Front Grappled Striking	←+Ⓑ during Front Grapple	Body Blow-L
Front Grappled Striking	→+Ⓑ during Front Grapple	Body Blow-R
Light Front Grapple*	Ⓐ (tap)	Snapmare
*(Facing Standing Opponent)		
Light Front Grapple*	↑+Ⓐ (tap Ⓐ)	Suplex
Light Front Grapple*	↓+Ⓐ (tap Ⓐ)	Scoop Slam
Light Front Grapple*	←+Ⓐ (tap Ⓐ)	Double Arm Suplex
Light Front Grapple*	→+Ⓐ (tap Ⓐ)	Side Suplex
Heavy Front Grapple*	Ⓐ (hold)	DDT
Heavy Front Grapple*	↑+Ⓐ (hold Ⓐ)	Trapping Headbutts
Heavy Front Grapple*	↓+Ⓐ (hold Ⓐ)	Fujiwara Armbar
Heavy Front Grapple*	←+Ⓐ (hold Ⓐ)	Small Package
Heavy Front Grapple*	→+Ⓐ (hold Ⓐ)	Belly-to-Belly 01
Front Grapple*	Ⓐ+Ⓑ while in Special State	Snow Plow
Rear Grappled Striking	Ⓑ during Rear Grapple	Punch-R
Rear Grappled Striking	↑+Ⓑ during Rear Grapple	Elbow Strike for Backhead
Rear Grappled Striking	↓+Ⓑ during Rear Grapple	Elbow Strike
Rear Grappled Striking	←+Ⓑ during Rear Grapple	Elbow Smash-L
Rear Grappled Striking	→+Ⓑ during Rear Grapple	Elbow Smash-R
Light Rear Grapple**	Ⓐ (tap)	Face Crusher 01
**(Behind Standing Opponent)		
Light Rear Grapple**	↑+Ⓐ (tap Ⓐ)	Sleeper Hold
Light Rear Grapple**	↓+Ⓐ (tap Ⓐ)	Take Down
Light Rear Grapple**	←+Ⓐ (tap Ⓐ)	Shin Breaker
Light Rear Grapple**	→+Ⓐ (tap Ⓐ)	Falling Neck Breaker
Heavy Rear Grapple**	Ⓐ (hold)	Abdominal Stretch
Heavy Rear Grapple**	↑+Ⓐ (hold Ⓐ)	Japanese Rolling Clutch Pin
Heavy Rear Grapple**	↓+Ⓐ (hold Ⓐ)	School Boy
Heavy Rear Grapple**	←+Ⓐ (hold Ⓐ)	Rolling Back Drop
Heavy Rear Grapple**	↓+Ⓐ (hold Ⓐ)	Russian Leg Sweep
Rear Grapple**	Ⓐ+Ⓑ while in Special State	Full Nelson Face Drop
Light Front Turnbuckle Grapple***	Ⓐ (tap)	10 Punches
*** (Facing Opponent Standing in Turnbuckle)		
Light Front Turnbuckle Grapple***	⊙+Ⓐ (tap Ⓐ)	Shoulder Thrusts
Heavy Front Turnbuckle Grapple***	Ⓐ (hold)	Superplex
Heavy Front Turnbuckle Grapple***	⊙+Ⓐ (hold Ⓐ)	Superplex

DESCRIPTION	COMMAND	MOVE NAME
Light Rear Turnbuckle Grapple'	Ⓐ (tap)	Face Slam to Pole
'(Behind Opponent Standing in Turnbuckle)		
Light Rear Turnbuckle Grapple'	⊙+Ⓐ (tap Ⓐ)	Shoulder Thrusts
Heavy Rear Turnbuckle Grapple'	Ⓐ (hold)	Sky High Back Drop
Heavy Rear Turnbuckle Grapple'	⊙+Ⓐ (hold Ⓐ)	Sky High Back Drop
Lower Turnbuckle Grapple	Ⓐ	Stomping and Knee Trample
(Facing Opponent Sitting in Turnbuckle)		
Front Top Turnbuckle Grapple	Ⓐ	Superplex
(Facing Opponent on Top Turnbuckle)		
Rear Top Turnbuckle Grapple	Ⓐ	Super Back Drop
(Behind Opponent on Top Turnbuckle)		
Light Grapple vs. Running Opponent	Ⓐ (tap)	Scissor Sweep
Light Grapple vs. Running Opponent	⊙+Ⓐ (tap Ⓐ)	Arm Drag
Heavy Grapple vs. Running Opponent	Ⓐ (hold)	Flap Jack 01
Heavy Grapple vs. Running Opponent	⊙+Ⓐ (hold Ⓐ)	Power Slam
Leap Frog (vs. Running Opponent)	Ⓐ	Turnbuckle Dodge 01
Running Grapple, Facing Standing Opponent	Ⓐ while running	Neck Breaker
Running Grapple, Behind Standing Opponent	⊙+Ⓐ while running	Face Crusher
Reversal Attack,	Ⓐ	Elbow Stomp
After Catching Opponent's Leg w/[R]		
Reversal Attack,	⊙+Ⓐ	Elbow Stomp
After Catching Opponent's Leg w/[R]		
Testing Power,	Ⓐ	Toe Kick
After Countering Grapple w/[L]		
Grapple Opponent on Apron From Ring	Ⓐ	Suplex
Grapple Opponent in Ring From Apron	Ⓐ	Guillotine
Grapple Opponent Down in Ropes	Ⓐ	Rope Guillotine
Grapple Opponent at Edge of Surface	Ⓐ	Throw
(Cage Roof, etc.)		
Double Team, Facing Standing Opponent	Ⓐ (both players simultaneously)	Double Flap Jack
Double Team, Behind Standing Opponent	Ⓐ (both players simultaneously)	Double Team Knee Breaker
Double Team, Surrounding Opponent	Ⓐ (both players simultaneously)	Striking Combination
Double Team, vs. Running Opponent	Ⓐ (both players simultaneously)	Double Team Back Toss
Double Team, Facing Opponent in Turnbuckle	Ⓐ (both players simultaneously)	Double Throw
Double Team, Behind Opponent in Turnbuckle	Ⓐ (both players simultaneously)	Double Impact
Grapple Face-Up Opponent's Upper Body	Ⓐ near opponent's head	Surfboard Stretch
Grapple Face-Up Opponent's Side	Ⓐ near opponent's midsection	Ground Punches
Grapple Face-Up Opponent's Lower Body	Ⓐ near opponent's legs	Elbow Crush
Grapple Face-Down Opponent's Upper Body	Ⓐ near opponent's head	Camel Clutch
Grapple Face-Down Opponent's Side	Ⓐ near opponent's midsection	Fujiwara Armbar
Grapple Face-Down Opponent's Lower Body	Ⓐ near opponent's legs	Knee Breaker
Flying Attack to Standing Opponent	Ⓑ	Double Axe Handle
Flying Attack to Standing Opponent	⊙+Ⓑ	Missile Dropkick
Flying Attack to Downed Opponent	Ⓑ	Diving Elbow Drop 01
Flying Attack to Downed Opponent	⊙+Ⓑ	Diving Elbow Drop 01
Attack Standing Opponent From Above	⊙ towards opponent + Ⓑ	Missile Dropkick
Attack Downed Opponent From Above	⊙ towards opponent + Ⓑ	Diving Elbow Drop 01
Run and Dive Through Ropes vs. Opponent Outside Ring	Ⓑ near ropes while running	Baseball Slide
Run and Dive Through Ropes vs. Opponent Outside Ring	⊙+Ⓑ near ropes while running	Baseball Slide
Standing Leap Over Ropes vs. Opponent Outside Ring	⊙ towards opponent + Ⓑ	Vaulting Body Press
Attack From Apron vs. Opponent Outside Ring	Ⓑ	Double Axe Handle
Weapon Attack Facing Standing Opponent	Ⓐ+Ⓑ while holding weapon in Special State	DDT with Weapon
Taunt	↑ (on + Control Pad)	Crouching Yaaa!
Taunt	↓ (on + Control Pad)	Crouching Yaaa!
Taunt	← (on + Control Pad)	Victory Sign 01
Taunt	→ (on + Control Pad)	Victory Sign 01
Special Taunt (Enter Special State)	Ⓐ+Ⓑ when you have a full Special Slot	Angry 01
Taunt From Top of Turnbuckle	+ Control Pad	Taunt 01
Taunt From Apron	+ Control Pad	Clapping Hands 02
Taunt After Victory	Automatic	Taunt 60



# BATISTA™



## BIO

Batista's size and seemingly unlimited athletic ability caught the eye of 16-time World Champion Ric Flair. Flair and Triple H have taken Batista under their wing and are intent on grooming the young Superstar into a championship contender. Of course, their guidance doesn't come for free. Flair and "The Game" are more than willing to make use of Batista's athletic prowess and surly attitude to further their interests when needed.



### STATS

HEIGHT 6'5"  
WEIGHT 275 lbs.

## SPECIAL MOVES



**QUESTION:**  
Before settling on "Batista," this Superstar wrestled under two variations of his name—what were they? (Answer at bottom of page.)

*Batista™*

ANSWER: Batista was known as "Deacon Batista" when he first arrived in WWE, and for a brief time, he used his full name ("Dave Batista") as his ring name.

# BATISTA™'S MOVES

DESCRIPTION	COMMAND	MOVE NAME
Light Strike	Ⓑ (tap)	Hunter Punch
Light Strike	Ⓑ (tap)	Light Middle Kick-R
Combination Strike (2nd)	Ⓑ (repeatedly)	Hunter Punch
Combination Strike (3rd)	Ⓑ (repeatedly)	Hunter Punch
Combination Finish	Ⓑ after last Combination Strike	Jumping Clothesline
Combination Finish	Ⓞ+Ⓑ after last Combination Strike	Clothesline 02
Heavy Strike	Ⓑ (hold)	Clothesline 01
Heavy Strike	Ⓞ+Ⓑ (hold Ⓑ)	Clothesline 02
Strike Running Opponent	Ⓑ	Jumping Clothesline
Strike Running Opponent	Ⓞ+Ⓑ	Clothesline 02
Pull Back Strike	Ⓑ after Irish Whipping opponent	Hammer Throw Shoulder Thrusts
Pull Back Strike	Ⓞ+Ⓑ after Irish Whipping opponent	Hammer Throw Clothesline
Running Strike vs. Standing Opponent	Ⓑ while running	Clothesline-R
Running Strike vs. Standing Opponent	Ⓞ+Ⓑ while running	Spear 01
Strike Opponent Standing in Turnbuckle	Ⓑ	Full-Swing Punch
Strike Opponent Down in Turnbuckle	Ⓑ	Stomp 01
Running Strike vs. Opponent Standing in Turnbuckle	Ⓑ while running	Clothesline-R
Running Strike vs. Opponent Down in Turnbuckle	Ⓑ while running	Running Knee Attack
Strike Face-Up Downed Opponent	Ⓑ	Stomp 01
Strike Face-Down Downed Opponent	Ⓑ	Toe Kick
Running Strike vs. Face-Up Downed Opponent	Ⓑ while running	Elbow Drop
Running Strike vs. Face-Down Downed Opponent	Ⓑ while running	Elbow Drop
Front Grappled Strike	Ⓑ during Front Grapple	Punch-L
Front Grappled Striking	↑+Ⓑ during Front Grapple	Clothesline-R
Front Grappled Striking	↓+Ⓑ during Front Grapple	Sledgehammer
Front Grappled Striking	←+Ⓑ during Front Grapple	Beast Strike-L
Front Grappled Striking	→+Ⓑ during Front Grapple	Beast Strike-R
Light Front Grapple*	Ⓐ (tap)	Choke Throw
*(Facing Standing Opponent)		
Light Front Grapple*	↑+Ⓐ (tap Ⓐ)	Suplex
Light Front Grapple*	↓+Ⓐ (tap Ⓐ)	High Angle Scoop Slam
Light Front Grapple*	←+Ⓐ (tap Ⓐ)	Stomach Breaker
Light Front Grapple*	→+Ⓐ (tap Ⓐ)	Military Slam
Heavy Front Grapple*	Ⓐ (hold)	Front Power Slam
Heavy Front Grapple*	↑+Ⓐ (hold Ⓐ)	Neck Hanged Slam
Heavy Front Grapple*	↓+Ⓐ (hold Ⓐ)	Powerbomb Whip
Heavy Front Grapple*	←+Ⓐ (hold Ⓐ)	Rolling Spinebuster
Heavy Front Grapple*	→+Ⓐ (hold Ⓐ)	Body Press Drop
Front Grapple*	Ⓐ+Ⓑ while in Special State	Sit Down Power Bomb
Rear Grappled Striking	Ⓑ during Rear Grapple	Punch-R
Rear Grappled Striking	↑+Ⓑ during Rear Grapple	Clothesline-R
Rear Grappled Striking	↓+Ⓑ during Rear Grapple	Elbow Strike for Backhead
Rear Grappled Striking	←+Ⓑ during Rear Grapple	Elbow Smash-L
Rear Grappled Striking	→+Ⓑ during Rear Grapple	Elbow Smash-R
Light Rear Grapple**	Ⓐ (tap)	Rough Throw
**(Behind Standing Opponent)		
Light Rear Grapple**	↑+Ⓐ (tap Ⓐ)	Back Drop
Light Rear Grapple**	↓+Ⓐ (tap Ⓐ)	School Boy
Light Rear Grapple**	←+Ⓐ (tap Ⓐ)	Falling Neck Breaker
Light Rear Grapple**	→+Ⓐ (tap Ⓐ)	Side Slam
Heavy Rear Grapple**	Ⓐ (hold)	Neck Hanging
Heavy Rear Grapple**	↑+Ⓐ (hold Ⓐ)	Full Nelson Slam
Heavy Rear Grapple**	↓+Ⓐ (hold Ⓐ)	Atomic Drop
Heavy Rear Grapple**	←+Ⓐ (hold Ⓐ)	Reverse DDT
Heavy Rear Grapple**	↓+Ⓐ (hold Ⓐ)	Half Nelson Suplex 02
Rear Grapple**	Ⓐ+Ⓑ while in Special State	Tilt Slam
Light Front Turnbuckle Grapple***	Ⓐ (tap)	Rapid Punches
(Facing Opponent Standing in Turnbuckle)		
Light Front Turnbuckle Grapple***	Ⓞ+Ⓐ (tap Ⓐ)	Knee Strikes
Heavy Front Turnbuckle Grapple***	Ⓐ (hold)	Foot Choke
Heavy Front Turnbuckle Grapple***	Ⓞ+Ⓐ (hold Ⓐ)	Superplex

DESCRIPTION	COMMAND	MOVE NAME
Light Rear Turnbuckle Grapple'	Ⓐ (tap)	Face Slam to Pole
'(Behind Opponent Standing in Turnbuckle)		
Light Rear Turnbuckle Grapple'	Ⓞ+Ⓐ (tap Ⓐ)	Shoulder Thrusts
Heavy Rear Turnbuckle Grapple'	Ⓐ (hold)	Super Back Drop
Heavy Rear Turnbuckle Grapple'	Ⓞ+Ⓐ (hold Ⓐ)	Super Back Drop
Lower Turnbuckle Grapple	Ⓐ	Stomping and Knee Trample
(Facing Opponent Sitting in Turnbuckle)		
Front Top Turnbuckle Grapple	Ⓐ	Throw
(Facing Opponent on Top Turnbuckle)		
Rear Top Turnbuckle Grapple	Ⓐ	Super Back Drop
(Behind Opponent on Top Turnbuckle)		
Light Grapple vs. Running Opponent	Ⓐ (tap)	Back Toss
Light Grapple vs. Running Opponent	Ⓞ+Ⓐ (tap Ⓐ)	Manhattan Drop
Heavy Grapple vs. Running Opponent	Ⓐ (hold)	Neck Hanged Slam
Heavy Grapple vs. Running Opponent	Ⓞ+Ⓐ (hold Ⓐ)	Power Slam
Grapple vs. Running Opponent	Ⓐ+Ⓑ while in Special State	People's Spinebuster™
Leap Frog (vs. Running Opponent)	Ⓐ	Turnbuckle Dodge 01
Running Grapple, Facing Standing Opponent	Ⓐ while running	Neck Breaker
Running Grapple, Behind Standing Opponent	Ⓞ+Ⓐ while running	Bulldog
Reversal Attack,	Ⓐ	Push Down
After Catching Opponent's Leg w/[R]		
Reversal Attack,	Ⓞ+Ⓐ	Capture Suplex
After Catching Opponent's Leg w/[R]		
Testing Power,	Ⓐ	Toe Kick
After Countering Grapple w/[L]		
Grapple Opponent on Apron From Ring	Ⓐ	Suplex
Grapple Opponent in Ring From Apron	Ⓐ	Suplex
Grapple Opponent Down in Ropes	Ⓐ	Pull and Drop
Grapple Opponent at Edge of Surface	Ⓐ	Chokeslam
(Cage Roof, etc.)		
Double Team, Facing Standing Opponent	Ⓐ (both players simultaneously)	Double Flap Jack
Double Team, Behind Standing Opponent	Ⓐ (both players simultaneously)	Double Team Knee Breaker
Double Team, Surrounding Opponent	Ⓐ (both players simultaneously)	Double Power Bomb
Double Team, vs. Running Opponent	Ⓐ (both players simultaneously)	Double Spinebuster
Double Team, Facing Opponent in Turnbuckle	Ⓐ (both players simultaneously)	Double Throw
Double Team, Behind Opponent in Turnbuckle	Ⓐ (both players simultaneously)	Double Impact
Grapple Face-Up Opponent's Upper Body	Ⓐ near opponent's head	Mounted Punches
Grapple Face-Up Opponent's Side	Ⓐ near opponent's midsection	Guri Guri
Grapple Face-Up Opponent's Lower Body	Ⓐ near opponent's legs	Elbow Crush
Grapple Face-Down Opponent's Upper Body	Ⓐ near opponent's head	Back Mounted Punches
Grapple Face-Down Opponent's Side	Ⓐ near opponent's midsection	Arm Wrench with Toe Kick
Grapple Face-Down Opponent's Lower Body	Ⓐ near opponent's legs	Knee Breaker
Flying Attack to Standing Opponent	Ⓑ	Double Axe Handle
Flying Attack to Standing Opponent	Ⓞ+Ⓑ	Double Axe Handle
Flying Attack to Downed Opponent	Ⓑ	Diving Elbow Drop 01
Flying Attack to Downed Opponent	Ⓞ+Ⓑ	Diving Elbow Drop 01
Attack Standing Opponent From Above	Ⓞ towards opponent + Ⓑ	Double Axe Handle
Attack Downed Opponent From Above	Ⓞ towards opponent + Ⓑ	Diving Elbow Drop 01
Run and Dive Through Ropes vs. Opponent Outside Ring	Ⓑ near ropes while running	Baseball Slide
Run and Dive Through Ropes vs. Opponent Outside Ring	Ⓞ+Ⓑ near ropes while running	Baseball Slide
Attack From Apron vs. Opponent Outside Ring	Ⓑ	Double Axe Handle
Taunt	↑ (on + Control Pad)	Leviathan
Taunt	↓ (on + Control Pad)	Leviathan
Taunt	← (on + Control Pad)	Most Muscular 02
Taunt	→ (on + Control Pad)	Most Muscular 02
Special Taunt (Enter Special State)	Ⓐ+Ⓑ when you have a full Special Slot	Angry 02
Taunt From Top of Turnbuckle	+ Control Pad	Taunt 01
Taunt From Apron	+ Control Pad	Clapping Hands 01
Taunt After Victory	Automatic	Taunt 58

# BIG SHOW®



## BIO

Big Show tore into WWE—literally. He first showed up at the *St. Valentine's Day Massacre* in February 1999, by ripping through the ring canvas and, in an amazing display of strength, throwing Stone Cold Steve Austin through a steel cage! Since then, he has proven that his big debut wasn't a fluke. Simply put, Big Show is a blue chipper. Whether it is lifting up an entire ring or pulling the entire TitanTron down to the floor, he puts on a show that fans won't soon forget.

## SPECIAL MOVES



Show Stopper™



Alleyoop



Eye of the Hurricane™



Moonsault Splash 01

### STATS

HEIGHT	WEIGHT	FROM
7' 2"	500 lbs.	Tampa, FL

**CAREER HIGHLIGHTS**  
 World Champion, Tag Team Champion,  
 Hardcore Champion



**QUESTION:**  
 True or false: Big Show initially set out to become a professional basketball player before joining WWE?  
 (Answer at bottom of page.)

ANSWER: True. Big Show played college basketball for Wichita State.

# BIG SHOW<sup>®</sup>'S MOVES

DESCRIPTION	COMMAND	MOVE NAME
Light Strike	Ⓑ (tap)	Punch-R
Light Strike	Ⓑ (tap)	Back Chop
Combination Strike (2nd)	Ⓑ (repeatedly)	Punch-R
Combination Strike (3rd)	Ⓑ (repeatedly)	Punch-R
Combination Finish	Ⓑ after last Combination Strike	Clothesline 01
Combination Finish	Ⓞ+Ⓑ after last Combination Strike	Big Boot
Heavy Strike	Ⓑ (hold)	Full-Swing Punch
Heavy Strike	Ⓞ+Ⓑ (hold Ⓑ)	Big Boot
Strike Running Opponent	Ⓑ	Full-Swing Punch
Strike Running Opponent	Ⓞ+Ⓑ	Big Boot
Pull-Back Strike	Ⓑ after Irish Whipping opponent	Hammer Throw Shoulder Thrusts
Pull-Back Strike	Ⓞ+Ⓑ after Irish Whipping opponent	Hammer Throw Clothesline
Running Strike vs. Standing Opponent	Ⓑ while running	Clothesline-R
Running Strike vs. Standing Opponent	Ⓞ+Ⓑ while running	Kitchen Sink
Strike Opponent Standing in Turnbuckle	Ⓑ	Clothesline 01
Strike Opponent Down in Turnbuckle	Ⓑ	Stomp 01
Running Strike vs. Opponent Standing in Turnbuckle	Ⓑ while running	Body Splash Attack
Running Strike vs. Opponent Down in Turnbuckle	Ⓑ while running	Running Knee Attack
Strike Face-Up Downed Opponent	Ⓑ	Elbow Drop
Strike Face-Down Downed Opponent	Ⓑ	Toe Kick
Running Strike vs. Face-Up Downed Opponent	Ⓑ while running	Elbow Drop
Running Strike vs. Face-Down Downed Opponent	Ⓑ while running	Elbow Drop
Front Grappled Strike	Ⓑ during Front Grapple	Headbutt
Front Grappled Striking	↑+Ⓑ during Front Grapple	Strong Headbutt
Front Grappled Striking	↓+Ⓑ during Front Grapple	Sledgehammer
Front Grappled Striking	←+Ⓑ during Front Grapple	Knee Lift-L
Front Grappled Striking	→+Ⓑ during Front Grapple	Hammer Strike-R
Light Front Grapple*	Ⓐ (tap)	Choke Throw
*(Facing Standing Opponent)		
Light Front Grapple*	↑+Ⓐ (tap Ⓐ)	Military Slam
Light Front Grapple*	↓+Ⓐ (tap Ⓐ)	High Angle Scoop Slam
Light Front Grapple*	←+Ⓐ (tap Ⓐ)	Headlock
Light Front Grapple*	→+Ⓐ (tap Ⓐ)	Knee Smash
Heavy Front Grapple*	Ⓐ (hold)	Neck Hanging
Heavy Front Grapple*	↑+Ⓐ (hold Ⓐ)	Drop Suplex
Heavy Front Grapple*	↓+Ⓐ (hold Ⓐ)	Powerbomb Whip
Heavy Front Grapple*	←+Ⓐ (hold Ⓐ)	Sidewalk Slam
Heavy Front Grapple*	→+Ⓐ (hold Ⓐ)	Body Press Drop
Front Grapple*	Ⓐ+Ⓑ while in Special State	Show Stopper
Front Grapple*	Ⓐ+Ⓑ while in Special State	Alleyoop™
Rear Grappled Striking	Ⓑ during Rear Grapple	Punch-L
Rear Grappled Striking	↑+Ⓑ during Rear Grapple	Clothesline-R
Rear Grappled Striking	↓+Ⓑ during Rear Grapple	Sledgehammer
Rear Grappled Striking	←+Ⓑ during Rear Grapple	Elbow Smash-L
Rear Grappled Striking	→+Ⓑ during Rear Grapple	Elbow Smash-R
Light Rear Grapple**	Ⓐ (tap)	Rough Throw
**(Behind Standing Opponent)		
Light Rear Grapple**	↑+Ⓐ (tap Ⓐ)	Hair-Pull Slam
Light Rear Grapple**	↓+Ⓐ (tap Ⓐ)	Shin Breaker*
Light Rear Grapple**	←+Ⓐ (tap Ⓐ)	Atomic Drop
Light Rear Grapple**	→+Ⓐ (tap Ⓐ)	Pendulum Back Breaker
Heavy Rear Grapple**	Ⓐ (hold)	Neck Hanging
Heavy Rear Grapple**	↑+Ⓐ (hold Ⓐ)	Reverse Suplex
Heavy Rear Grapple**	↓+Ⓐ (hold Ⓐ)	Stomach Breaker
Heavy Rear Grapple**	←+Ⓐ (hold Ⓐ)	Side Slam
Heavy Rear Grapple**	↓+Ⓐ (hold Ⓐ)	One Hand Back Breaker
Rear Grapple**	Ⓐ+Ⓑ while in Special State	Eye of the Hurricane
Light Front Turnbuckle Grapple***	Ⓐ (tap)	Chop to Breast
***(Facing Opponent Standing in Turnbuckle)		
Light Front Turnbuckle Grapple***	Ⓞ+Ⓐ (tap Ⓐ)	Knee Strikes
Heavy Front Turnbuckle Grapple***	Ⓐ (hold)	Foot Choke

DESCRIPTION	COMMAND	MOVE NAME
Heavy Front Turnbuckle Grapple***	Ⓞ+Ⓐ (hold Ⓐ)	Back Elbow Combination
Light Rear Turnbuckle Grapple'	Ⓐ (tap)	Face Slam to Pole
'(Behind Opponent Standing in Turnbuckle)		
Light Rear Turnbuckle Grapple'	Ⓞ+Ⓐ (tap Ⓐ)	Shoulder Thrusts
Heavy Rear Turnbuckle Grapple'	Ⓐ (hold)	Sky-High Back Drop
Heavy Rear Turnbuckle Grapple'	Ⓞ+Ⓐ (hold Ⓐ)	Sky-High Back Drop
Lower Turnbuckle Grapple (Facing Opponent Sitting in Turnbuckle)	Ⓐ	Face Trample
Front Top Turnbuckle Grapple (Facing Opponent on Top Turnbuckle)	Ⓐ	Throw
Rear Top Turnbuckle Grapple (Behind Opponent on Top Turnbuckle)	Ⓐ	Tree of Woe Stomp
Light Grapple vs. Running Opponent	Ⓐ (tap)	Manhattan Drop
Light Grapple vs. Running Opponent	Ⓞ+Ⓐ (tap Ⓐ)	Back Toss
Heavy Grapple vs. Running Opponent	Ⓐ (hold)	Flap Jack 01
Heavy Grapple vs. Running Opponent	Ⓞ+Ⓐ (hold Ⓐ)	Side Walk Slam
Leap Frog (vs. Running Opponent)	Ⓐ	Turnbuckle Dodge 01
Running Grapple, Facing Standing Opponent	Ⓐ while running	Neck Breaker
Running Grapple, Behind Standing Opponent	Ⓞ+Ⓐ while running	Bulldog
Reversal Attack, After Catching Opponent's Leg w/Ⓡ	Ⓐ	Push Down
Reversal Attack, After Catching Opponent's Leg w/Ⓡ	Ⓞ+Ⓐ	Push Down
Testing Power, After Countering Grapple w/Ⓛ	Ⓐ	Toe Kick
Grapple Opponent on Apron From Ring	Ⓐ	Throw into Inside
Grapple Opponent in Ring From Apron	Ⓐ	Suplex
Grapple Opponent Down in Ropes	Ⓐ	Pull and Drop
Grapple Opponent at Edge of Surface (Cage Roof, etc.)	Ⓐ	Chokeslam
Double Team, Facing Standing Opponent	Ⓐ (both players simultaneously)	Double Choke Slam
Double Team, Behind Standing Opponent	Ⓐ (both players simultaneously)	Double Team Knee Breaker
Double Team, Surrounding Opponent	Ⓐ (both players simultaneously)	Double Powerbomb
Double Team, vs. Running Opponent	Ⓐ (both players simultaneously)	High Time
Double Team, Facing Opponent in Turnbuckle	Ⓐ (both players simultaneously)	Double Throw
Double Team, Behind Opponent in Turnbuckle	Ⓐ (both players simultaneously)	Double Impact
Grapple Face-Up Opponent's Upper Body	Ⓐ near opponent's head	Hip Drop
Grapple Face-Up Opponent's Side	Ⓐ near opponent's midsection	Ground Punches
Grapple Face-Up Opponent's Lower Body	Ⓐ near opponent's legs	Elbow Crush
Grapple Face-Down Opponent's Upper Body	Ⓐ near opponent's head	Headlock
Grapple Face-Down Opponent's Side	Ⓐ near opponent's midsection	Arm Wrench with Toe Kick
Grapple Face-Down Opponent's Lower Body	Ⓐ near opponent's legs	Knee Breaker
Flying Attack to Standing Opponent	Ⓑ	Double Axe Handle
Flying Attack to Standing Opponent	Ⓞ+Ⓑ	Diving Shoulder Block
Flying Attack to Downed Opponent	Ⓑ	Diving Elbow Drop 01
Flying Attack to Downed Opponent	Ⓞ+Ⓑ	Diving Elbow Drop 01
SPECIAL: Flying Attack	Ⓐ+Ⓑ while in Special State	Moonsault Splash 01
Attack Standing Opponent From Above	Ⓞ towards opponent + Ⓑ	Double Axe Handle
Attack Downed Opponent From Above	Ⓞ towards opponent + Ⓑ	Diving Elbow Drop 01
Run and Dive Through Ropes vs. Opponent Outside Ring	Ⓑ near ropes while running	Baseball Slide
Run and Dive Through Ropes vs. Opponent Outside Ring	Ⓞ+Ⓑ near ropes while running	Baseball Slide
Attack From Apron vs. Opponent Outside Ring	Ⓑ	Double Axe Handle
Taunt	↑ (on + Control Pad)	I'm Ready!
Taunt	↓ (on + Control Pad)	I'm Ready!
Taunt	← (on + Control Pad)	Most Muscular 01
Taunt	→ (on + Control Pad)	Most Muscular 01
Special Taunt (Enter Special State)	Ⓐ+Ⓑ when you have a full Special Slot	Ahhhhhh!
Taunt From Top of Turnbuckle	+ Control Pad	Taunt 01
Taunt From Apron	+ Control Pad	Clapping Hands 01
Taunt After Victory	Automatic	Taunt 27

# BOOKER T®



## BIO

Booker T came into WWE and quickly established himself as one of its top Superstars. The Booker Man continues to pride himself on his success in the old WCW, where he held the World Championship on five occasions. Booker T now strives to reach the top of the WWE roster. Can you dig it, sucka?!

## SPECIAL MOVES

Scissors Kick



Side Slam



Book End™



Rolling Guillotine Leg Drop



### STATS

HEIGHT	WEIGHT	FROM
6' 3"	250 lbs.	Houston, TX

#### FAVORITE QUOTE

"Tell me you did not just say that!"

#### CAREER HIGHLIGHTS

WCW Champion; WCW U.S. Champion; WCW Television Champion; WCW Tag Team Champion; WWE World Tag Team Champion

### QUESTION:

Booker T calls himself the "Five-Time WCW Champion." Can you name the four opponents he beat for his five title runs? (Answer at bottom of page.)



*Booker T.*

ANSWER: Jeff Jarrett (twice), Kevin Nash, Scott Steiner, and Kurt Angle.

# BOOKER T<sup>®</sup>'S MOVES

DESCRIPTION	COMMAND	MOVE NAME
Light Strike	Ⓑ (tap)	Back Chop
Light Strike	Ⓑ (tap)	Toe Kick 01
Combination Strike (2nd)	Ⓑ (repeatedly)	Chop to Breast
Combination Strike (3rd)	Ⓑ (repeatedly)	Back Chop
Combination Strike (4th)	Ⓑ (repeatedly)	Chop to Breast
Combination Finish	Ⓑ after last Combination Strike	Booker Back Chop
Combination Finish	Ⓞ+Ⓑ after last Combination Strike	Spinning Wheel Kick 02
Heavy Strike	Ⓑ (hold)	Booker Back Chop
Heavy Strike	Ⓞ+Ⓑ (hold Ⓑ)	Spinning Wheel Kick 02
Strike Running Opponent	Ⓑ	Spinning Wheel Kick 02
Strike Running Opponent	Ⓞ+Ⓑ	Crescent Heel Kick
Pull-Back Strike	Ⓑ after Irish Whipping opponent	Hammer-Throw Shoulder Thrusts
Pull-Back Strike	Ⓞ+Ⓑ after Irish Whipping opponent	Hammer-Throw Clothesline
Running Strike vs. Standing Opponent	Ⓑ while running	Clothesline-R
Running Strike vs. Standing Opponent	Ⓞ+Ⓑ while running	Kitchen Sink
Strike Opponent Standing in Turnbuckle	Ⓑ	Booker Back Chop
Strike Opponent Down in Turnbuckle	Ⓑ	Stomp 01
Running Strike vs. Opponent Standing in Turnbuckle	Ⓑ while running	Clothesline-R
Running Strike vs. Opponent Down in Turnbuckle	Ⓑ while running	Stomp 01
Strike Face-Up Downed Opponent	Ⓑ	Stomp 01
Strike Face-Down Downed Opponent	Ⓑ	Stomp 01
Running Strike vs. Face-Up Downed Opponent	Ⓑ while running	Booker Knee Drop
Running Strike vs. Face-Down Downed Opponent	Ⓑ while running	Elbow Drop
Front Grappled Strike	Ⓑ during Front Grapple	Punch-R
Front Grappled Striking	↑+Ⓑ during Front Grapple	Arm Wrench with Hook Kick
Front Grappled Striking	↓+Ⓑ during Front Grapple	Heavy Knee Lift
Front Grappled Striking	←+Ⓑ during Front Grapple	Elbow Smash-L
Front Grappled Striking	→+Ⓑ during Front Grapple	Elbow Smash-R
Light Front Grapple*	Ⓐ (tap)	Arm Drag
*(Facing Standing Opponent)		
Light Front Grapple*	↑+Ⓐ (tap Ⓐ)	Headlock
Light Front Grapple*	↓+Ⓐ (tap Ⓐ)	Scoop Slam
Light Front Grapple*	←+Ⓐ (tap Ⓐ)	Arm Wrench with Hook Kick
Light Front Grapple*	→+Ⓐ (tap Ⓐ)	Small Package
Heavy Front Grapple*	Ⓐ (hold)	DDT
Heavy Front Grapple*	↑+Ⓐ (hold Ⓐ)	Bionic Spinebuster
Heavy Front Grapple*	↓+Ⓐ (hold Ⓐ)	Book End
Heavy Front Grapple*	←+Ⓐ (hold Ⓐ)	Sidewalk Slam
Heavy Front Grapple*	→+Ⓐ (hold Ⓐ)	Belly to Back Suplex
Front Grapple*	Ⓐ+Ⓑ while in Special State	Scissors Kick
Rear Grappled Striking	Ⓑ during Rear Grapple	Punch-R
Rear Grappled Striking	↑+Ⓑ during Rear Grapple	Elbow Strike
Rear Grappled Striking	↓+Ⓑ during Rear Grapple	Clothesline-R
Rear Grappled Striking	←+Ⓑ during Rear Grapple	Elbow Smash-L
Rear Grappled Striking	→+Ⓑ during Rear Grapple	Elbow Smash-R
Light Rear Grapple**	Ⓐ (tap)	Sleeper Hold
**(Behind Standing Opponent)		
Light Rear Grapple**	↑+Ⓐ (tap Ⓐ)	Back Drop
Light Rear Grapple**	↓+Ⓐ (tap Ⓐ)	School Boy
Light Rear Grapple**	←+Ⓐ (tap Ⓐ)	Shin Breaker
Light Rear Grapple**	→+Ⓐ (tap Ⓐ)	Russian Leg Sweep
Heavy Rear Grapple**	Ⓐ (hold)	Abdominal Stretch
Heavy Rear Grapple**	↑+Ⓐ (hold Ⓐ)	Atomic Drop
Heavy Rear Grapple**	↓+Ⓐ (hold Ⓐ)	Reverse DDT
Heavy Rear Grapple**	←+Ⓐ (hold Ⓐ)	Falling Neck Breaker
Heavy Rear Grapple**	↓+Ⓐ (hold Ⓐ)	Backslide Pin
Rear Grapple**	Ⓐ+Ⓑ while in Special State	Side Slam
Light Front Turnbuckle Grapple***	Ⓐ (tap)	10 Punches
***(Facing Opponent Standing in Turnbuckle)		
Light Front Turnbuckle Grapple***	Ⓞ+Ⓐ (tap Ⓐ)	Knee Strikes
Heavy Front Turnbuckle Grapple***	Ⓐ (hold)	Chop to Chest Combination
Heavy Front Turnbuckle Grapple***	Ⓞ+Ⓐ (hold Ⓐ)	Superplex

DESCRIPTION	COMMAND	MOVE NAME
Light Rear Turnbuckle Grapple'	Ⓐ (tap)	Face Slam to Pole
'(Behind Opponent Standing in Turnbuckle)		
Light Rear Turnbuckle Grapple'	Ⓞ+Ⓐ (tap Ⓐ)	Shoulder Thrusts
Heavy Rear Turnbuckle Grapple'	Ⓐ (hold)	School Boy
Heavy Rear Turnbuckle Grapple'	Ⓞ+Ⓐ (hold Ⓐ)	Sky-High Back Drop
Lower Turnbuckle Grapple	Ⓐ	Stomping and Knee Trample
(Facing Opponent Sitting in Turnbuckle)		
Front Top Turnbuckle Grapple	Ⓐ	Throw
(Facing Opponent on Top Turnbuckle)		
Rear Top Turnbuckle Grapple	Ⓐ	Super Back Drop
(Behind Opponent on Top Turnbuckle)		
Light Grapple vs. Running Opponent	Ⓐ (tap)	Manhattan Drop
Light Grapple vs. Running Opponent	Ⓞ+Ⓐ (tap Ⓐ)	Back Toss
Heavy Grapple vs. Running Opponent	Ⓐ (hold)	Flap Jack 01
Heavy Grapple vs. Running Opponent	Ⓞ+Ⓐ (hold Ⓐ)	Bionic Spinebuster
Grapple vs. Running Opponent	Ⓐ+Ⓑ while in Special State	Book End
Leap Frog (vs. Running Opponent)	Ⓐ	Turnbuckle Dodge 02
Running Grapple, Facing Standing Opponent	Ⓐ while running	Swinging Neck Breaker
Running Grapple, Behind Standing Opponent	Ⓞ+Ⓐ while running	School Boy
Reversal Attack,	Ⓐ	Elbow Stomp
After Catching Opponent's Leg w/Ⓡ		
Reversal Attack,	Ⓞ+Ⓐ	Elbow Stomp
After Catching Opponent's Leg w/Ⓡ		
Testing Power,	Ⓐ	Toe Kick
After Countering Grapple w/Ⓛ		
Grapple Opponent on Apron From Ring	Ⓐ	Suplex
Grapple Opponent in Ring From Apron	Ⓐ	Guillotine
Grapple Opponent Down in Ropes	Ⓐ	Rope Guillotine
Grapple Opponent at Edge of Surface	Ⓐ	Throw
(Cage Roof, etc.)		
Double Team, Facing Standing Opponent	Ⓐ (both players simultaneously)	Double Flap Jack
Double Team, Behind Standing Opponent	Ⓐ (both players simultaneously)	Double Team Knee Breaker
Double Team, Surrounding Opponent	Ⓐ (both players simultaneously)	Striking Combination
Double Team, Vs. Running Opponent	Ⓐ (both players simultaneously)	Double Team Back Toss
Double Team, Facing Opponent in Turnbuckle	Ⓐ (both players simultaneously)	Double Throw
Double Team, Behind Opponent in Turnbuckle	Ⓐ (both players simultaneously)	Double Impact
Grapple Face-Up Opponent's Upper Body	Ⓐ near opponent's head	Chin Lock
Grapple Face-Up Opponent's Side	Ⓐ near opponent's midsection	Ground Punches
Grapple Face-Up Opponent's Lower Body	Ⓐ near opponent's legs	Kick to Hamstring
Grapple Face-Down Opponent's Upper Body	Ⓐ near opponent's head	Camel Clutch
Grapple Face-Down Opponent's Side	Ⓐ near opponent's midsection	Arm Wrench with Toe Kick
Grapple Face-Down Opponent's Lower Body	Ⓐ near opponent's legs	Knee Breaker
Flying Attack to Standing Opponent	Ⓑ	Double Axe Handle
Flying Attack to Standing Opponent	Ⓞ+Ⓑ	Missile Dropkick
Flying Attack to Downed Opponent	Ⓑ	Diving Elbow Drop 01
Flying Attack to Downed Opponent	Ⓞ+Ⓑ	Diving Elbow Drop 01
Flying Attack	Ⓐ+Ⓑ while in Special State	Rolling Guillotine Leg Drop
Attack Standing Opponent From Above	Ⓞ towards opponent + Ⓑ	Missile Dropkick
Attack Downed Opponent From Above	Ⓞ towards opponent + Ⓑ	Diving Elbow Drop 01
Run and Dive Through Ropes vs. Opponent Outside Ring	Ⓑ near ropes while running	Baseball Slide
Run and Dive Through Ropes vs. Opponent Outside Ring	Ⓞ+Ⓑ near ropes while running	Baseball Slide
Attack From Apron vs. Opponent Outside Ring	Ⓑ	Double Axe Handle
Taunt	↑ (on + Control Pad)	Kurt's Woo!
Taunt	↓ (on + Control Pad)	Kurt's Woo!
Taunt	← (on + Control Pad)	Five Times!
Taunt	→ (on + Control Pad)	Five Times!
Special Taunt (Enter Special State)	Ⓐ+Ⓑ when you have a full Special Slot	Spin-a-roony!
Taunt From Top of Turnbuckle	+ Control Pad	Taunt 01
Taunt From Apron	+ Control Pad	Clapping Hands 01
Taunt After Victory	Automatic	Taunt 25

# BROCK LESNAR™ BIO

At 6-foot-4, 295 pounds, Brock Lesnar is a rock-solid mountain of chiseled muscle, a Superstar who was seemingly destined to accomplish great things in WWE. Brock lived up to the hype by defeating none other than The Rock at SummerSlam to become the youngest WWE Undisputed Champion ever!

Lesnar has already made an impact in the amateur sporting world. Lesnar, 24, became an NCAA Champion in 1998. He transferred to the University of Minnesota and promptly won the Big 10 Championship, but was a runner-up in the NCAA Tournament. He capped off his senior season by again winning the Big 10 Championship and then securing the NCAA heavyweight title. In 2000, Lesnar signed a developmental contract with WWE and began to learn the professional game at Ohio Valley Wrestling in Louisville, Kentucky. In doing so, he turned down opportunities to try out with several NFL teams.

As if growing up working on a farm wasn't good enough to build his frame, Lesnar said he picked up an avid interest in weightlifting and bodybuilding by the time he was in fifth grade.



## STATS

HEIGHT	WEIGHT	FROM
6' 4"	295 lbs.	Minneapolis, MN
FINISHING MOVE		
F-5		
CAREER HIGHLIGHTS		
WWE Champion		

## SPECIAL MOVES



### QUESTION:

*Brock Lesnar is a two-time WWE Champion and the youngest champ in WWE history. Which two Superstars did he beat to begin his title runs, and when did he beat them? (Answer at bottom of page.)*



**ANSWER:** Brock Lesnar beat The Rock at SummerSlam 2002 to begin his first WWE Championship run. His second run began when he beat Kurt Angle at WrestleMania XIX in 2003.

# BROCK LESNAR™'S MOVES

DESCRIPTION	COMMAND	MOVE NAME
Light Strike	Ⓑ (tap)	Dudley Punch
Light Strike	Ⓑ (tap)	Toe Kick 01
Combination Strike (2nd)	Ⓑ (repeatedly)	Dudley Punch
Combination Finish	Ⓑ after last Combination Strike	Clothesline 02
Combination Finish	Ⓞ+Ⓑ after last Combination Strike	Big Boot
Heavy Strike	Ⓑ (hold)	Clothesline 02
Heavy Strike	Ⓞ+Ⓑ (hold Ⓑ)	Big Boot
Strike Running Opponent	Ⓑ	Clothesline 01
Strike Running Opponent	Ⓞ+Ⓑ	Kitchen Sink
Pull-Back Strike	Ⓑ after Irish Whipping opponent	Hammer Throw Shoulder Thrusts
Pull-Back Strike	Ⓞ+Ⓑ after Irish Whipping opponent	Hammer Throw Clothesline
Running Strike vs. Standing Opponent	Ⓑ while running	Kitchen Sink
Running Strike vs. Standing Opponent	Ⓞ+Ⓑ while running	Spear 01
Strike Opponent Standing in Turnbuckle	Ⓑ	Full Swing Punch
Strike Opponent Down in Turnbuckle	Ⓑ	Stomp 01
Running Strike vs.	Ⓑ while running	Spear
Opponent Standing in Turnbuckle		
Running Strike vs.	Ⓑ while running	Running Knee Attack
Opponent Down in Turnbuckle		
Strike Face-Up Downed Opponent	Ⓑ	Stomp 01
Strike Face-Down Downed Opponent	Ⓑ	Toe Kick
Running Strike vs. Face-Up Downed Opponent	Ⓑ while running	Elbow Drop
Running Strike vs.	Ⓑ while running	Elbow Drop
Face-Down Downed Opponent		
Front Grappled Strike	Ⓑ during Front Grapple	Knee Lift-R
Front Grappled Striking	↑+Ⓑ during Front Grapple	Clothesline-R
Front Grappled Striking	↓+Ⓑ during Front Grapple	Sledgehammer
Front Grappled Striking	←+Ⓑ during Front Grapple	Hammer Strike-L
Front Grappled Striking	→+Ⓑ during Front Grapple	Hammer Strike-R
Light Front Grapple*	Ⓐ (tap)	Choke Throw
(Facing Standing Opponent)		
Light Front Grapple*	↑+Ⓐ (tap Ⓐ)	Stalling Suplex
Light Front Grapple*	↓+Ⓐ (tap Ⓐ)	Back Body Flip
Light Front Grapple*	←+Ⓐ (tap Ⓐ)	Front Suplex
Light Front Grapple*	→+Ⓐ (tap Ⓐ)	Stomach Breaker
Heavy Front Grapple*	Ⓐ (hold)	Bear Hug
Heavy Front Grapple*	↑+Ⓐ (hold Ⓐ)	Triple Powerbomb
Heavy Front Grapple*	↓+Ⓐ (hold Ⓐ)	Rolling Powerbomb
Heavy Front Grapple*	←+Ⓐ (hold Ⓐ)	Triple Back Breaker
Heavy Front Grapple*	→+Ⓐ (hold Ⓐ)	Rolling Spine Buster
Front Grapple*	Ⓐ+Ⓑ while in Special State	F-5
Rear Grappled Striking	Ⓑ during Rear Grapple	Punch-R
Rear Grappled Striking	↑+Ⓑ during Rear Grapple	Clothesline-R
Rear Grappled Striking	↓+Ⓑ during Rear Grapple	Elbow Strike for Backhead
Rear Grappled Striking	←+Ⓑ during Rear Grapple	Elbow Smash-L
Rear Grappled Striking	→+Ⓑ during Rear Grapple	Elbow Smash-R
Light Rear Grapple**	Ⓐ (tap)	Rough Throw
** (Behind Standing Opponent)		
Light Rear Grapple**	↑+Ⓐ (tap Ⓐ)	Sleeper Hold
Light Rear Grapple**	↓+Ⓐ (tap Ⓐ)	Wrestling Lift
Light Rear Grapple**	←+Ⓐ (tap Ⓐ)	Shin Breaker
Light Rear Grapple**	→+Ⓐ (tap Ⓐ)	Back Drop
Heavy Rear Grapple**	Ⓐ (hold)	Abdominal Stretch
Heavy Rear Grapple**	↑+Ⓐ (hold Ⓐ)	Atomic Drop
Heavy Rear Grapple**	↓+Ⓐ (hold Ⓐ)	Stomach Breaker
Heavy Rear Grapple**	←+Ⓐ (hold Ⓐ)	Side Slam
Heavy Rear Grapple**	↓+Ⓐ (hold Ⓐ)	German Suplex
Rear Grapple**	Ⓐ+Ⓑ while in Special State	Dragon Suplex
Light Front Turnbuckle Grapple***	Ⓐ (tap)	Shoulder Thrusts
*** (Facing Opponent Standing in Turnbuckle)		
Light Front Turnbuckle Grapple***	Ⓞ+Ⓐ (tap Ⓐ)	Knee Strikes
Heavy Front Turnbuckle Grapple***	Ⓐ (hold)	Foot Choke
Heavy Front Turnbuckle Grapple***	Ⓞ+Ⓐ (hold Ⓐ)	Super Belly-to-Belly Suplex

DESCRIPTION	COMMAND	MOVE NAME
Light Rear Turnbuckle Grapple'	Ⓐ (tap)	Face Slam to Pole
' (Behind Opponent Standing in Turnbuckle)		
Light Rear Turnbuckle Grapple'	Ⓞ+Ⓐ (tap Ⓐ)	Shoulder Thrusts
Heavy Rear Turnbuckle Grapple'	Ⓐ (hold)	Super Back Drop
Heavy Rear Turnbuckle Grapple'	Ⓞ+Ⓐ (hold Ⓐ)	Super Back Drop
Lower Turnbuckle Grapple	Ⓐ	Stomping and Knee Trample
(Facing Opponent Sitting in Turnbuckle)		
Front Top Turnbuckle Grapple	Ⓐ	Throw
(Facing Opponent on Top Turnbuckle)		
Rear Top Turnbuckle Grapple	Ⓐ	Super Back Drop
(Behind Opponent on Top Turnbuckle)		
Light Grapple vs. Running Opponent	Ⓐ (tap)	Back Toss
Light Grapple vs. Running Opponent	Ⓞ+Ⓐ (tap Ⓐ)	Back Body Flip
Heavy Grapple vs. Running Opponent	Ⓐ (hold)	Bear Hug
Heavy Grapple vs. Running Opponent	Ⓞ+Ⓐ (hold Ⓐ)	Front Suplex
Grapple vs. Running Opponent	Ⓐ+Ⓑ while in Special State	F-5
Leap Frog (vs. Running Opponent)	Ⓐ	Turnbuckle Dodge 01
Running Grapple, Facing Standing Opponent	Ⓐ while running	Swinging Neck Breaker
Running Grapple, Behind Standing Opponent	Ⓞ+Ⓐ while running	German Suplex
Reversal Attack,	Ⓐ	Capture Suplex
After Catching Opponent's Leg w/[R]		
Reversal Attack,	Ⓞ+Ⓐ	Capture Suplex
After Catching Opponent's Leg w/[R]		
Testing Power,	Ⓐ	Toe Kick
After Countering Grapple w/[L]		
Grapple Opponent on Apron From Ring	Ⓐ	Throw into Inside
Grapple Opponent in Ring From Apron	Ⓐ	Guillotine
Grapple Opponent Down in Ropes	Ⓐ	Pull and Drop
Grapple Opponent at Edge of Surface	Ⓐ	Throw
(Cage Roof, etc.)		
Double Team, Facing Standing Opponent	Ⓐ (both players simultaneously)	Double Flap Jack
Double Team, Behind Standing Opponent	Ⓐ (both players simultaneously)	Double Back Drop
Double Team, Surrounding Opponent	Ⓐ (both players simultaneously)	Double Powerbomb
Double Team, vs. Running Opponent	Ⓐ (both players simultaneously)	Double Team Back Toss
Double Team, Facing Opponent in Turnbuckle	Ⓐ (both players simultaneously)	Double Throw
Double Team, Behind Opponent in Turnbuckle	Ⓐ (both players simultaneously)	Double Impact
Grapple Face-Up Opponent's Upper Body	Ⓐ near opponent's head	Sleeper Hold
Grapple Face-Up Opponent's Side	Ⓐ near opponent's midsection	Mounted Punches
Grapple Face-Up Opponent's Lower Body	Ⓐ near opponent's legs	Elbow Crush
Grapple Face-Down Opponent's Upper Body	Ⓐ near opponent's head	Headlock
Grapple Face-Down Opponent's Side	Ⓐ near opponent's midsection	Arm Wrench with Toe Kick
Grapple Face-Down Opponent's Lower Body	Ⓐ near opponent's legs	Knee Breaker
Flying Attack to Standing Opponent	Ⓑ	Double Axe Handle
Flying Attack to Standing Opponent	Ⓞ+Ⓑ	Double Axe Handle
Flying Attack to Downed Opponent	Ⓑ	Diving Elbow Drop 01
Flying Attack to Downed Opponent	Ⓞ+Ⓑ	Diving Elbow Drop 01
Flying Attack	Ⓐ+Ⓑ while in Special State	Shooting-Star Splash
Attack Standing Opponent From Above	Ⓞ towards opponent + Ⓑ	Double Axe Handle
Attack Downed Opponent From Above	Ⓞ towards opponent + Ⓑ	Diving Elbow Drop 01
Run and Dive Through Ropes vs. Opponent Outside Ring	Ⓑ near ropes while running	Baseball Slide
Run and Dive Through Ropes vs. Opponent Outside Ring	Ⓞ+Ⓑ near ropes while running	Baseball Slide
Attack From Apron vs. Opponent Outside Ring	Ⓑ	Double Axe Handle
Taunt	↑ (on + Control Pad)	Footwork 01
Taunt	↓ (on + Control Pad)	Most Muscular 01
Taunt	← (on + Control Pad)	Shoulder Stretch 01
Taunt	→ (on + Control Pad)	Shoulder Stretch 01
Special Taunt (Enter Special State)	Ⓐ+Ⓑ when you have a full Special Slot	Angry 02
Taunt From Top of Turnbuckle	+ Control Pad	Taunt 01
Taunt From Apron	+ Control Pad	Footwork
Taunt After Victory	Automatic	Taunt 57




# BUBBA RAY DUDLEY™ BIO

The Dudley Boyz have made claims on many occasions that they are the best tag team in the world today, and history supports their beliefs, as they are the only tag team ever to win the WWE, WCW, and ECW Tag Team Championships. The Dudley Boyz had previously spent four years in the Philadelphia-based Extreme Championship Wrestling promotion. Bubba Ray joined up first, and D-Von, a native of the "South Side of Dudleyville," came shortly after.

While there, the Dudleyz competed in some of the most violent, bloody, and dangerous matches ever, battling in barbed-wire rings and throwing their opponents through flaming tables on many occasions. In addition, their finisher, 3D (Dudley Death Drop) is one of the most feared maneuvers in the world.

Recently, the duo from Dudleyville have unveiled a patriotic side as they've battled with the anti-American team of La Résistance.



## STATS

HEIGHT	WEIGHT	FROM
6' 4"	275 lbs.	Dudleyville, USA

### CAREER HIGHLIGHTS

Hardcore Champion, WWE World Tag Team Champion; WCW Tag Team Champion; ECW Tag Team Champion



## SPECIAL MOVES



**QUESTION:** How many times have Bubba Ray and D-Von Dudley held the WWE World Tag Team Titles, and which tag teams have they beaten for the titles? (Answer at bottom of page.)

*BUBBA RAY DUDLEY™*


**ANSWER:** As of press time, the Dudley Boyz have held the Tag Team Titles seven times. They've beaten the following tag teams for them: The New Age Outlaws (Billy Gunn & Road Dogg), Edge & Christian (twice), Chris Benoit & Chris Jericho, Kane & The Undertaker, The Hardy Boyz, & William Regal & Lance Storm.

# BUBBA RAY DUDLEY™'S MOVES

DESCRIPTION	COMMAND	MOVE NAME
Light Strike	Ⓑ (tap)	Dudley Punch
Light Strike	Ⓑ (tap)	Toe Kick 01
Combination Strike (2nd)	Ⓑ (repeatedly)	Dudley Punch
Combination Finish	Ⓑ after last Combination Strike	Dancing Elbow Smash
Combination Finish	Ⓞ+Ⓑ after last Combination Strike	Jumping Clothesline
Heavy Strike	Ⓑ (hold)	Dancing Elbow Smash
Heavy Strike	Ⓞ+Ⓑ (hold Ⓑ)	Jumping Clothesline
Strike Running Opponent	Ⓑ	Kitchen Sink
Strike Running Opponent	Ⓞ+Ⓑ	Diving Clothesline 03
Pull-Back Strike	Ⓑ after Irish Whipping opponent	Hammer Throw Shoulder Thrusts
Pull-Back Strike	Ⓞ+Ⓑ after Irish Whipping opponent	Hammer Throw Clothesline
Running Strike vs. Standing Opponent	Ⓑ while running	Shoulder Block
Running Strike vs. Standing Opponent	Ⓞ+Ⓑ while running	Diving Clothesline 03
Strike Opponent Standing in Turnbuckle	Ⓑ	Dancing Elbow Smash
Strike Opponent Down in Turnbuckle	Ⓑ	Stomp 01
Running Strike vs. Opponent Standing in Turnbuckle	Ⓑ while running	Body Splash Attack
Running Strike vs. Opponent Down in Turnbuckle	Ⓑ while running	Running Knee Attack
Strike Face-Up Downed Opponent	Ⓑ	Elbow Drop
Strike Face-Down Downed Opponent	Ⓑ	Elbow Drop
Running Strike vs. Face-Up Downed Opponent	Ⓑ while running	Sledgehammer Drop
Running Strike vs. Face-Down Downed Opponent	Ⓑ while running	Sledgehammer Drop
Front Grappled Strike	Ⓑ during Front Grapple	Punch-R
Front Grappled Striking	↑+Ⓑ during Front Grapple	Clothesline-R
Front Grappled Striking	↓+Ⓑ during Front Grapple	Sledge Hammer
Front Grappled Striking	←+Ⓑ during Front Grapple	Hammer Strike-L
Front Grappled Striking	→+Ⓑ during Front Grapple	Hammer Strike-R
Light Front Grapple*	Ⓐ (tap)	Headlock
*(Facing Standing Opponent)		
Light Front Grapple*	↑+Ⓐ (tap Ⓐ)	Drop Suplex
Light Front Grapple*	↓+Ⓐ (tap Ⓐ)	High-Angle Scoop Slam
Light Front Grapple*	←+Ⓐ (tap Ⓐ)	Back Body Drop
Light Front Grapple*	→+Ⓐ (tap Ⓐ)	Neck Breaker
Heavy Front Grapple*	Ⓐ (hold)	DDT
Heavy Front Grapple*	↑+Ⓐ (hold Ⓐ)	Powerbomb Whip
Heavy Front Grapple*	↓+Ⓐ (hold Ⓐ)	Sit Down Powerbomb Pin
Heavy Front Grapple*	←+Ⓐ (hold Ⓐ)	Sidewalk Slam
Heavy Front Grapple*	→+Ⓐ (hold Ⓐ)	Manhattan Drop
Front Grapple*	Ⓐ+Ⓑ while in Special State	Diamond Cutter™
Rear Grappled Striking	Ⓑ during Rear Grapple	Punch-R
Rear Grappled Striking	↑+Ⓑ during Rear Grapple	Dropkick
Rear Grappled Striking	↓+Ⓑ during Rear Grapple	Sledgehammer
Rear Grappled Striking	←+Ⓑ during Rear Grapple	Elbow Smash-L
Rear Grappled Striking	→+Ⓑ during Rear Grapple	Elbow Smash-R
Light Rear Grapple**	Ⓐ (tap)	Hair-Pull Slam
**(Behind Standing Opponent)		
Light Rear Grapple**	↑+Ⓐ (tap Ⓐ)	Atomic Drop
Light Rear Grapple**	↓+Ⓐ (tap Ⓐ)	Backslide Pin
Light Rear Grapple**	←+Ⓐ (tap Ⓐ)	Falling Back Drop
Light Rear Grapple**	→+Ⓐ (tap Ⓐ)	Falling Neck Breaker
Heavy Rear Grapple**	Ⓐ (hold)	Reverse DDT
Heavy Rear Grapple**	↑+Ⓐ (hold Ⓐ)	Sleeper Hold
Heavy Rear Grapple**	↓+Ⓐ (hold Ⓐ)	School Boy
Heavy Rear Grapple**	←+Ⓐ (hold Ⓐ)	Side Slam
Heavy Rear Grapple**	↓+Ⓐ (hold Ⓐ)	German Suplex
Rear Grapple	Ⓐ+Ⓑ while in Special State	Bubba Bomb™
Light Front Turnbuckle Grapple***	Ⓐ (tap)	10 Punches
***(Facing Opponent Standing in Turnbuckle)		
Light Front Turnbuckle Grapple***	Ⓞ+Ⓐ (tap Ⓐ)	Chop to Breast
Heavy Front Turnbuckle Grapple***	Ⓐ (hold)	Superplex
Heavy Front Turnbuckle Grapple***	Ⓞ+Ⓐ (hold Ⓐ)	Superplex

DESCRIPTION	COMMAND	MOVE NAME
Light Rear Turnbuckle Grapple†		
†(Behind Opponent Standing in Turnbuckle)	Ⓐ (tap)	Face Slam to Pole
Light Rear Turnbuckle Grapple†	Ⓞ+Ⓐ (tap Ⓐ)	Shoulder Thrusts
Heavy Rear Turnbuckle Grapple†	Ⓐ (hold)	Super Back Drop
Heavy Rear Turnbuckle Grapple†	Ⓞ+Ⓐ (hold Ⓐ)	Super Back Drop
Lower Turnbuckle Grapple	Ⓐ	Face Trample
(Facing Opponent Sitting in Turnbuckle)		
Front Top Turnbuckle Grapple	Ⓐ	Throw
(Facing Opponent on Top Turnbuckle)		
Rear Top Turnbuckle Grapple	Ⓐ	Super Back Drop
(Behind Opponent on Top Turnbuckle)		
Light Grapple vs. Running Opponent	Ⓐ (tap)	Monkey Toss
Light Grapple vs. Running Opponent	Ⓞ+Ⓐ (tap Ⓐ)	Back Toss
Heavy Grapple vs. Running Opponent	Ⓐ (hold)	Flap Jack 01
Heavy Grapple vs. Running Opponent	Ⓞ+Ⓐ (hold Ⓐ)	Samoan Drop
Leap Frog (Vs. Running Opponent)	Ⓐ	Turnbuckle Dodge 01
Running Grapple, Facing Standing Opponent	Ⓐ while running	Neck Breaker
Running Grapple, Behind Standing Opponent	Ⓞ+Ⓐ while running	School Boy
Reversal Attack, After Catching Opponent's Leg w/Ⓞ	Ⓐ	Elbow Stomp
Reversal Attack, After Catching Opponent's Leg w/Ⓞ	Ⓞ+Ⓐ	Push Down
Testing Power, After Countering Grapple w/Ⓞ	Ⓐ	Toe Kick
Grapple Opponent on Apron From Ring	Ⓐ	Throw into Inside
Grapple Opponent in Ring From Apron	Ⓐ	Guillotine
Grapple Opponent Down in Ropes	Ⓐ	Pull and Drop
Grapple Opponent at Edge of Surface (Cage Roof, etc.)	Ⓐ	Throw
Double Team, Facing Standing Opponent	Ⓐ (both players simultaneously)	Double Flap Jack
Double Team, Behind Standing Opponent	Ⓐ (both players simultaneously)	Double-Team Knee Breaker
Double Team, Surrounding Opponent	Ⓐ (both players simultaneously)	High Angle Neck Breaker
Double Team, Vs. Running Opponent	Ⓐ (both players simultaneously)	Dudley Death Drop
Double Team, Facing Opponent in Turnbuckle	Ⓐ (both players simultaneously)	Double Pile Driver
Double Team, Behind Opponent in Turnbuckle	Ⓐ (both players simultaneously)	Double Impact
Grapple Face-Up Opponent's Upper Body	Ⓐ near opponent's head	Dudley Hold
Grapple Face-Up Opponent's Side	Ⓐ near opponent's midsection	Ground Punches
Grapple Face-Up Opponent's Lower Body	Ⓐ near opponent's legs	Half Boston Crab
Grapple Face-Down Opponent's Upper Body	Ⓐ near opponent's head	Camel Clutch
Grapple Face-Down Opponent's Side	Ⓐ near opponent's midsection	Headlock
Grapple Face-Down Opponent's Lower Body	Ⓐ near opponent's legs	Knee Breaker
Flying Attack to Standing Opponent	Ⓑ	Double Axe Handle
Flying Attack to Standing Opponent	Ⓞ+Ⓑ	Double Axe Handle
Flying Attack to Downed Opponent	Ⓑ	Diving Elbow Drop 02
Flying Attack to Downed Opponent	Ⓞ+Ⓑ	Senton Splash
Attack Standing Opponent From Above	Ⓞ towards opponent + Ⓑ	Double Axe Handle
Attack Downed Opponent From Above	Ⓞ towards opponent + Ⓑ	Senton Splash
Run and Dive Through Ropes vs. Opponent Outside Ring	Ⓑ near ropes while running	Baseball Slide
Run and Dive Through Ropes vs. Opponent Outside Ring	Ⓞ+Ⓑ near ropes while running	Baseball Slide
Attack From Apron vs. Opponent Outside Ring	Ⓑ	Double Axe Handle
Taunt	↑ (on + Control Pad)	To the Moon, Alice!
Taunt	↓ (on + Control Pad)	Come on! 02
Taunt	← (on + Control Pad)	Victory Sign 01
Taunt	→ (on + Control Pad)	Victory Sign 01
Special Taunt (Enter Special State)	Ⓐ+Ⓑ when you have a full Special Slot	3D!
Taunt From Top of Turnbuckle	+ Control Pad	Taunt 01
Taunt From Apron	+ Control Pad	Guts Pose
Taunt After Victory	Automatic	Taunt 14

# CHAVO GUERRERO™



## BIO

Beside being able to fly around the ring at lightning-quick speed, Chavo Guerrero holds another advantage over his competitors. Growing up surrounded by legendary competitors in the famed Guerrero family prepared Chavo for the rigors of sports-entertainment. Because of his extensive knowledge and experience, Chavo was chosen as a trainer for WWE Tough Enough II where he helped coach newcomers to become the superstars of tomorrow.

The quick and agile Guerrero helps add even more skill and flash to the WWE Cruiserweight Division. He's a perennial contender for the Cruiserweight Title. Or, teaming with his uncle Eddie Guerrero, he's always in the running for the WWE Tag Team Championship.



### STATS

HEIGHT	WEIGHT	FROM
5' 9"	210 lbs.	El Paso, TX

#### CAREER HIGHLIGHTS

Career Highlights: WWE Cruiserweight Champion, WCW Tag Team Champion, WWE Tag Team Champion

## SPECIAL MOVES

Brainbuster



High Angle Rolling Clutch Pin



**QUESTION:** Chavo Guerrero comes from a family of wrestlers. Can you name the other members of the Guerrero wrestling dynasty? (Answer at bottom of page.)

*Chavo Guerrero Jr.™*

ANSWER: Chavo's uncle Eddie is a WWE Superstar. His uncles Hector and Mando are famous Mexican wrestlers, as is his father, Chavo Guerrero, Sr.

# CHAVO GUERRERO™'S MOVES

DESCRIPTION	COMMAND	MOVE NAME
Light Strike	Ⓑ (tap)	Punch-R
Light Strike	Ⓑ (tap)	Toe Kick 01
Combination Strike (2nd)	Ⓑ (repeatedly)	Punch-R
Combination Strike (3rd)	Ⓑ (repeatedly)	Punch-R
Combination Finish	Ⓑ after last Combination Strike	Full-Swing Punch
Combination Finish	Ⓞ+Ⓑ after last Combination Strike	Missile Dropkick
Heavy Strike	Ⓑ (hold)	Full-Swing Punch
Heavy Strike	Ⓞ+Ⓑ (hold Ⓑ)	Missile Dropkick
Strike Running Opponent	Ⓑ	Back Elbow Strike
Strike Running Opponent	Ⓞ+Ⓑ	Missile Dropkick
Pull-Back Strike	Ⓑ after Irish Whipping opponent	Hammer Throw Shoulder Thrusts
Pull-Back Strike	Ⓞ+Ⓑ after Irish Whipping opponent	Hammer Throw Clothesline
Running Strike vs. Standing Opponent	Ⓑ while running	Kitchen Sink
Running Strike vs. Standing Opponent	Ⓞ+Ⓑ while running	Missile Dropkick
Strike Opponent Standing in Turnbuckle	Ⓑ	Hard Back Chop
Strike Opponent Down in Turnbuckle	Ⓑ	Stomp 01
Running Strike vs. Opponent Standing in Turnbuckle	Ⓑ while running	Missile Dropkick
Running Strike vs. Opponent Down in Turnbuckle	Ⓑ while running	Gun Packet
Strike Face-Up Downed Opponent	Ⓑ	Stomp 01
Strike Face-Down Downed Opponent	Ⓑ	Stomp 01
Running Strike vs. Face-Up Downed Opponent	Ⓑ while running	Elbow Drop
Running Strike vs. Face-Down Downed Opponent	Ⓑ while running	Elbow Drop
Front Grappled Strike	Ⓑ during Front Grapple	Punch-R
Front Grappled Striking	↑+Ⓑ during Front Grapple	Eye Rake
Front Grappled Striking	↓+Ⓑ during Front Grapple	Knee Lift-R
Front Grappled Striking	←+Ⓑ during Front Grapple	Elbow Smash-L
Front Grappled Striking	→+Ⓑ during Front Grapple	Elbow Smash-R
Light Front Grapple*	Ⓐ (tap)	Snapmare
*(Facing Standing Opponent)		
Light Front Grapple*	↑+Ⓐ (tap Ⓐ)	Snap Suplex
Light Front Grapple*	↓+Ⓐ (tap Ⓐ)	Scoop Slam
Light Front Grapple*	←+Ⓐ (tap Ⓐ)	Arm Wrench with Elbow Stomp
Light Front Grapple*	→+Ⓐ (tap Ⓐ)	Arm Drag
Heavy Front Grapple*	Ⓐ (hold)	DDT
Heavy Front Grapple*	↑+Ⓐ (hold Ⓐ)	Huracanrana
Heavy Front Grapple*	↓+Ⓐ (hold Ⓐ)	Gorry Special Bomb
Heavy Front Grapple*	←+Ⓐ (hold Ⓐ)	Roll Throw
Heavy Front Grapple*	→+Ⓐ (hold Ⓐ)	Northern Light Suplex Pin
Front Grapple*	Ⓐ+Ⓑ while in Special State	Brainbuster
Rear Grappled Striking	Ⓑ during Rear Grapple	Punch-R
Rear Grappled Striking	↑+Ⓑ during Rear Grapple	Elbow Strike for Backhead
Rear Grappled Striking	↓+Ⓑ during Rear Grapple	Elbow Strike
Rear Grappled Striking	←+Ⓑ during Rear Grapple	Elbow Smash-L
Rear Grappled Striking	→+Ⓑ during Rear Grapple	Elbow Smash-R
Light Rear Grapple	Ⓐ (tap)	Sleeper Hold
**(Behind Standing Opponent)		
Light Rear Grapple**	↑+Ⓐ (tap Ⓐ)	Wrestling Lift
Light Rear Grapple**	↓+Ⓐ (tap Ⓐ)	Take Down
Light Rear Grapple**	←+Ⓐ (tap Ⓐ)	Backslide Pin
Light Rear Grapple**	→+Ⓐ (tap Ⓐ)	Falling Back Drop
Heavy Rear Grapple**	Ⓐ (hold)	Abdominal Stretch
Heavy Rear Grapple**	↑+Ⓐ (hold Ⓐ)	German Suplex Pin
Heavy Rear Grapple**	↓+Ⓐ (hold Ⓐ)	School Boy
Heavy Rear Grapple**	←+Ⓐ (hold Ⓐ)	Pendulum Back Breaker
Heavy Rear Grapple**	↓+Ⓐ (hold Ⓐ)	Russian Leg Sweep
Rear Grapple**	Ⓐ+Ⓑ while in Special State	High-Angle Rolling Clutch Pin
Light Front Turnbuckle Grapple***	Ⓐ (tap)	10 Punches
***(Facing Opponent Standing in Turnbuckle)		
Light Front Turnbuckle Grapple***	Ⓞ+Ⓐ (tap Ⓐ)	Shoulder Thrusts
Heavy Front Turnbuckle Grapple***	Ⓐ (hold)	Pulling Leg Thrust
Heavy Front Turnbuckle Grapple***	Ⓞ+Ⓐ (hold Ⓐ)	Superplex
Light Rear Turnbuckle Grapple†	Ⓐ (tap)	Face Slam to Pole
†(Behind Opponent Standing in Turnbuckle)		

DESCRIPTION	COMMAND	MOVE NAME
Light Rear Turnbuckle Grapple†	Ⓞ+Ⓐ (tap Ⓐ)	Shoulder Thrusts
Heavy Rear Turnbuckle Grapple†	Ⓐ (hold)	Sky-High Back Drop
Heavy Rear Turnbuckle Grapple†	Ⓞ+Ⓐ (hold Ⓐ)	Flipping Power Bomb Pin
Lower Turnbuckle Grapple (Facing Opponent Sitting in Turnbuckle)	Ⓐ	Stomping and Knee Trample
Front Top Turnbuckle Grapple (Facing Opponent on Top Turnbuckle)	Ⓐ	Sky-High Superplex
Rear Top Turnbuckle Grapple (Behind Opponent on Top Turnbuckle)	Ⓐ	Super Back Drop
Light Grapple vs. Running Opponent	Ⓐ (tap)	Scissor Sweep
Light Grapple vs. Running Opponent	Ⓞ+Ⓐ (tap Ⓐ)	Arm Drag
Heavy Grapple vs. Running Opponent	Ⓐ (hold)	Flap Jack 01
Heavy Grapple vs. Running Opponent	Ⓞ+Ⓐ (hold Ⓐ)	Huracanrana™ 02
Leap Frog (vs. Running Opponent)	Ⓐ	Turnbuckle Dodge 01
Running Grapple, Facing Standing Opponent	Ⓐ while running	Head Scissor 01
Running Grapple, Behind Standing Opponent	Ⓞ+Ⓐ while running	School Boy
Reversal Attack, After Catching Opponent's Leg w/Ⓞ	Ⓐ	Elbow Stomp
Reversal Attack, After Catching Opponent's Leg w/Ⓞ	Ⓞ+Ⓐ	Elbow Stomp
Testing Power, After Countering Grapple w/Ⓞ	Ⓐ	Toe Kick
Grapple Opponent on Apron From Ring	Ⓐ	Suplex
Grapple Opponent in Ring From Apron	Ⓐ	Guillotine
Grapple Opponent Down in Ropes	Ⓐ	Rope Guillotine
Grapple Opponent at Edge of Surface (Cage Roof, etc.)	Ⓐ	Throw
Double Team, Facing Standing Opponent	Ⓐ (both players simultaneously)	Double Flap Jack
Double Team, Behind Standing Opponent	Ⓐ (both players simultaneously)	Double Back Drop
Double Team, Surrounding Opponent	Ⓐ (both players simultaneously)	Double Powerbomb
Double Team, vs. Running Opponent	Ⓐ (both players simultaneously)	Double team Scissor Sweep
Double Team, Facing Opponent in Turnbuckle	Ⓐ (both players simultaneously)	Double Throw
Double Team, Behind Opponent in Turnbuckle	Ⓐ (both players simultaneously)	Double Impact
Grapple Face-Up Opponent's Upper Body	Ⓐ near opponent's head	Face Cut
Grapple Face-Up Opponent's Side	Ⓐ near opponent's midsection	Ground Punches
Grapple Face-Up Opponent's Lower Body	Ⓐ near opponent's legs	Kick to Hamstring
Grapple Face-Down Opponent's Upper Body	Ⓐ near opponent's head	Camel Clutch
Grapple Face-Down Opponent's Side	Ⓐ near opponent's midsection	Mahistrol Cradle
Grapple Face-Down Opponent's Lower Body	Ⓐ near opponent's legs	Reverse Indian Deathlock
Flying Attack to Standing Opponent	Ⓑ	Missile Dropkick
Flying Attack to Standing Opponent	Ⓞ+Ⓑ	Missile Dropkick
Flying Attack to Downed Opponent	Ⓑ	Diving Body Splash
Flying Attack to Downed Opponent	Ⓞ+Ⓑ	Frog Splash
Attack Standing Opponent From Above	Ⓞ towards opponent + Ⓑ	Missile Dropkick
Attack Downed Opponent From Above	Ⓞ towards opponent + Ⓑ	Frog Splash
Run and Dive Through Ropes vs. Opponent Outside Ring	Ⓑ near ropes while running	Baseball Slide
Run and Dive Through Ropes vs. Opponent Outside Ring	Ⓞ+Ⓑ near ropes while running	Suicide Dive
Standing Leap Over Ropes vs. Opponent Outside Ring	Ⓞ towards opponent + Ⓑ	Vaulting Body Press
Springboard From Ropes vs. Opponent Outside Ring	Ⓞ towards center of ring + Ⓑ near ropes while running	Springboard Dropkick
Attack From Apron vs. Opponent Outside Ring	Ⓑ	Asai Moonsault
Taunt	↑ (on + Control Pad)	Give It to Me!
Taunt	↓ (on + Control Pad)	Give It to Me!
Taunt	← (on + Control Pad)	Let's Do This!
Taunt	→ (on + Control Pad)	Let's Do This!
Special Taunt (Enter Special State)	Ⓐ+Ⓑ when you have a full Special Slot	Angry 01
Taunt From Top of Turnbuckle	+ Control Pad	Taunt 01
Taunt From Apron	+ Control Pad	Clapping Hands 01
Taunt After Victory	Automatic	Taunt 51

# CHRIS BENOIT™



## BIO

Chris Benoit's journey to the top has been a steady one, and he is now considered among the top singles competitors within World Wrestling Entertainment. There is no doubt that this young man has already proven he can achieve extraordinary things inside the ring. After having been a part of this organization for only a few months, Benoit won the Intercontinental title from Chris Jericho and Kurt Angle. Just as Benoit was setting his sights on the ultimate prize, the WWE Championship, he suffered a devastating shoulder/neck injury. Since his return to action, Benoit has been revealing a new side to his personality as he actively pursues the U.S. Championship against former partner, Eddie Guerrero.



### STATS

HEIGHT	WEIGHT	FROM
5' 10"	235 lbs.	Edmonton, Alberta, Canada

#### FAVORITE QUOTE

"Prove me wrong!"

#### CAREER HIGHLIGHTS

Intercontinental Champion; WCW World Champion; WCW U.S. Champion; WWE World Tag Team Champion; WWE Tag Team Champion; WCW Tag Team Champion; ECW Tag Team Champion

## SPECIAL MOVES



**QUESTION:** Chris Benoit was out of action for about 12 months in 2001 and 2002 after having spinal fusion surgery. Which other current WWE Superstars have had to have this surgery? (Answer at bottom of page.)

**ANSWER:** In addition to Chris Benoit, Stone Cold Steve Austin, Edge, Rhyno, Hardcore Holly and Lita have had spinal fusion surgery. Kurt Angle was scheduled to have it in early 2003, but he opted for a less invasive surgery instead.

# CHRIS BENOIT™'S MOVES


DESCRIPTION	COMMAND	MOVE NAME
Light Strike	Ⓑ (tap)	Canadian Punch
Light Strike	Ⓑ (tap)	Toe Kick 01
Combination Strike (2nd)	Ⓑ (repeatedly)	Canadian Punch
Combination Strike (3rd)	Ⓑ (repeatedly)	Canadian Punch
Combination Finish	Ⓑ after last Combination Strike	Clothesline 01
Combination Finish	Ⓞ+Ⓑ after last Combination Strike	Hard Back Chop
Heavy Strike	Ⓑ (hold)	Clothesline 01
Heavy Strike	Ⓞ+Ⓑ (hold Ⓑ)	Hard Back Chop
Strike Running Opponent	Ⓑ	Kitchen Sink
Strike Running Opponent	Ⓞ+Ⓑ	Hard Back Chop
Pull-Back Strike	Ⓑ after Irish Whipping opponent	Hammer Throw Clothesline
Pull-Back Strike	Ⓞ+Ⓑ after Irish Whipping opponent	Hammer Throw Shoulder Thrusts
Running Strike vs. Standing Opponent	Ⓑ while running	Kitchen Sink
Running Strike vs. Standing Opponent	Ⓞ+Ⓑ while running	Clothesline-L
Strike Opponent Standing in Turnbuckle	Ⓑ	Hard Back Chop
Strike Opponent Down in Turnbuckle	Ⓑ	Stomp 01
Running Strike vs.	Ⓑ while running	Clothesline-L
Opponent Standing in Turnbuckle		
Running Strike vs. Opponent Down in Turnbuckle	Ⓑ while running	Toe Kick
Strike Face-Up Downed Opponent	Ⓑ	Stomp 01
Strike Face-Down Downed Opponent	Ⓑ	Elbow Drop
Running Strike vs.	Ⓑ while running	Stomp 01
Face-Up Downed Opponent		
Running Strike vs. Face-Up Downed Opponent	Ⓑ while running	Elbow Drop
Front Grappled Strike	Ⓑ during Front Grapple	Punch-L
Front Grappled Striking	↑+Ⓑ during Front Grapple	Clothesline-L
Front Grappled Striking	↓+Ⓑ during Front Grapple	Heavy Knee Lift
Front Grappled Striking	←+Ⓑ during Front Grapple	Body Blow-L
Front Grappled Striking	→+Ⓑ during Front Grapple	Body Blow-R
Light Front Grapple*	Ⓐ (tap)	Snapmare
*(Facing Standing Opponent)		
Light Front Grapple*	↑+Ⓐ (tap Ⓐ)	Snap Suplex
Light Front Grapple*	↓+Ⓐ (tap Ⓐ)	High-Angle Scoop Slam
Light Front Grapple*	←+Ⓐ (tap Ⓐ)	Side Suplex
Light Front Grapple*	→+Ⓐ (tap Ⓐ)	Dragon Screw 02
Heavy Front Grapple*	Ⓐ (hold)	DDT
Heavy Front Grapple*	↑+Ⓐ (hold Ⓐ)	Gordbuster
Heavy Front Grapple*	↓+Ⓐ (hold Ⓐ)	Powerbomb Whip
Heavy Front Grapple*	←+Ⓐ (hold Ⓐ)	Twirl Pile Driver
Heavy Front Grapple*	→+Ⓐ (hold Ⓐ)	Northern Light Suplex Pin
Front Grapple*	Ⓐ+Ⓑ while in Special State	Crippler Crossface
Rear Grappled Striking	Ⓑ during Rear Grapple	Elbow Strike for Backhead
Rear Grappled Striking	↑+Ⓑ during Rear Grapple	Clothesline-L
Rear Grappled Striking	↓+Ⓑ during Rear Grapple	Elbow Strike
Rear Grappled Striking	←+Ⓑ during Rear Grapple	Elbow Smash-L
Rear Grappled Striking	→+Ⓑ during Rear Grapple	Elbow Smash-R
Light Rear Grapple**	Ⓐ (tap)	Sleeper Hold
**(Behind Standing Opponent)		
Light Rear Grapple**	↑+Ⓐ (tap Ⓐ)	Pendulum Back Breaker
Light Rear Grapple**	↓+Ⓐ (tap Ⓐ)	Wrestling Lift
Light Rear Grapple**	←+Ⓐ (tap Ⓐ)	Shin Breaker
Light Rear Grapple**	→+Ⓐ (tap Ⓐ)	Falling Back Drop
Heavy Rear Grapple**	Ⓐ (hold)	Abdominal Stretch
Heavy Rear Grapple**	↑+Ⓐ (hold Ⓐ)	Dragon Suplex Pin
Heavy Rear Grapple**	↓+Ⓐ (hold Ⓐ)	Backslide Pin
Heavy Rear Grapple**	←+Ⓐ (hold Ⓐ)	German Suplex
Heavy Rear Grapple**	↓+Ⓐ (hold Ⓐ)	German Suplex Pin
Rear Grapple**	Ⓐ+Ⓑ while in Special State	Multiple German Suplex
Light Front Turnbuckle Grapple***	Ⓐ (tap)	Shoulder Thrusts
***(Facing Opponent Standing in Turnbuckle)		
Light Front Turnbuckle Grapple***	Ⓞ+Ⓐ (tap Ⓐ)	Knee Strikes
Heavy Front Turnbuckle Grapple***	Ⓐ (hold)	Superplex
Heavy Front Turnbuckle Grapple***	Ⓞ+Ⓐ (hold Ⓐ)	Sky-High Superplex

DESCRIPTION	COMMAND	MOVE NAME
Light Rear Turnbuckle Grapple†	Ⓐ (tap)	Face Slam to Pole
†(Behind Opponent Standing in Turnbuckle)		
Light Rear Turnbuckle Grapple†	Ⓞ+Ⓐ (tap Ⓐ)	Shoulder Thrusts
Heavy Rear Turnbuckle Grapple †	Ⓐ (hold)	Sky-High Back Drop
Heavy Rear Turnbuckle Grapple†	Ⓞ+Ⓐ (hold Ⓐ)	Sky-High Back Drop
Lower Turnbuckle Grapple	Ⓐ	Stomping and Knee Trample
(Facing Opponent Sitting in Turnbuckle)		
Front Top Turnbuckle Grapple	Ⓐ	Sky-High Superplex
(Facing Opponent on Top Turnbuckle)		
Rear Top Turnbuckle Grapple	Ⓐ	Super Back Drop
(Behind Opponent on Top Turnbuckle)		
Light Grapple vs. Running Opponent	Ⓐ (tap)	Arm Drag
Light Grapple vs. Running Opponent	Ⓞ+Ⓐ (tap Ⓐ)	Back Toss
Heavy Grapple vs. Running Opponent	Ⓐ (hold)	Flap Jack 01
Heavy Grapple vs. Running Opponent	Ⓞ+Ⓐ (hold Ⓐ)	Powerslam
Grapple vs. Running Opponent	Ⓐ+Ⓑ while in Special State	Crippler Crossface
Leap Frog (vs. Running Opponent)	Ⓐ	Turnbuckle Dodge 01
Running Grapple, Facing Standing Opponent	Ⓐ while running	Neck Breaker
Running Grapple, Behind Standing Opponent	Ⓞ+Ⓐ while running	German Suplex
Reversal Attack,	Ⓐ	Elbow Stomp
After Catching Opponent's Leg w/Ⓞ		
Reversal Attack,	Ⓞ+Ⓐ	Dragon Screw
After Catching Opponent's Leg w/Ⓞ		
Testing Power,	Ⓐ	Test of Strength Flip
After Countering Grapple w/Ⓞ		
Grapple Opponent on Apron From Ring	Ⓐ	Suplex
Grapple Opponent in Ring From Apron	Ⓐ	Suplex
Grapple Opponent Down in Ropes	Ⓐ	Pull and Drop
Grapple Opponent at Edge of Surface	Ⓐ	Throw
(Cage Roof, etc.)		
Double Team, Facing Standing Opponent	Ⓐ (both players simultaneously)	Double Suplex
Double Team, Behind Standing Opponent	Ⓐ (both players simultaneously)	Double Back Drop
Double Team, Surrounding Opponent	Ⓐ (both players simultaneously)	Double Power Bomb
Double Team, vs. Running Opponent	Ⓐ (both players simultaneously)	Double Team Back Toss
Double Team, Facing Opponent in Turnbuckle	Ⓐ (both players simultaneously)	Double Pile Driver
Double Team, Behind Opponent in Turnbuckle	Ⓐ (both players simultaneously)	Double Impact
Grapple Face-Up Opponent's Upper Body	Ⓐ near opponent's head	Sleeper Hold
Grapple Face-Up Opponent's Side	Ⓐ near opponent's midsection	Cross Arm Breaker
Grapple Face-Up Opponent's Lower Body	Ⓐ near opponent's legs	Sharpshooter
Grapple Face-Down Opponent's Upper Body	Ⓐ near opponent's head	Headlock
Grapple Face-Down Opponent's Side	Ⓐ near opponent's midsection	Fujiwara Armbars
Grapple Face-Down Opponent's Lower Body	Ⓐ near opponent's legs	Knee Breaker
Grapple Face-Down Opponent's Side	Ⓐ+Ⓑ while in Special State	Crippler Crossface
Flying Attack to Standing Opponent	Ⓑ	Missile Dropkick
Flying Attack to Standing Opponent	Ⓞ+Ⓑ	Missile Dropkick
Flying Attack to Downed Opponent	Ⓑ	Diving Elbow Drop 01
Flying Attack to Downed Opponent	Ⓞ+Ⓑ	Diving Elbow Drop 01
SPECIAL: Flying Attack	Ⓐ+Ⓑ while in Special State	Diving Headbutt 01
Attack Standing Opponent From Above	Ⓞ towards opponent + Ⓑ	Double Axe Handle
Attack Downed Opponent From Above	Ⓞ towards opponent + Ⓑ	Diving Headbutt 01
Run and Dive Through Ropes vs.	Ⓑ near ropes while running	Baseball Slide
Opponent Outside Ring		
Run and Dive Through Ropes vs.	Ⓞ+Ⓑ near ropes while running	Diving Body Press 01
Opponent Outside Ring		
Standing Leap Over Ropes vs.	Ⓞ towards opponent + Ⓑ	Vaulting Body Press
Opponent Outside Ring		
Attack From Apron vs.	Ⓑ	Double Axe Handle
Opponent Outside Ring		
Taunt	↑ (on + Control Pad)	Cut Throat 01
Taunt	↓ (on + Control Pad)	Cut Throat 01
Taunt	← (on + Control Pad)	Arm Stretch
Taunt	→ (on + Control Pad)	Arm Stretch
Special Taunt (Enter Special State)	Ⓐ+Ⓑ when you have a full Special Slot	Rabid Wolverine
Taunt From Top of Turnbuckle	+ Control Pad	Taunt 01
Taunt From Apron	+ Control Pad	Clapping Hands 02
Taunt After Victory	Automatic	Taunt 01

# CHRIS JERICO<sup>®</sup>

## BIO

They said he was too small ever to be a "main-event Superstar." They said he couldn't "win the big one." Chris Jericho proved them all wrong. Jericho first appeared on World Wrestling Entertainment television on the August 9, 1999, episode of *Raw*—live from Chicago. Windy City fans have a reputation for being rabid—and on that day, they more than lived up to it. When Jericho appeared on the TitanTron, the fans went crazy. A star was born. Jericho immediately gave himself a nickname—"Y2J"—to emphasize that he was the Superstar for the new millennium. During the ensuing two years, Jericho won the Intercontinental Championship on four occasions, the WWE World Tag Team Championship twice, and the European and Hardcore titles as well. An impressive résumé to be sure, but after coming in with such a bang, some critics suggested that his first two years with the company had been a disappointment because he didn't win the Championship. Before coming to this organization, Jericho had four unquestionably disappointing years in WCW, so some doubters suggested that he lacked the size necessary ever to make it to the top. It certainly couldn't have been a lack of charisma or athletic ability—Jericho has those to spare. Finally, in late 2001, Jericho forced all his doubters to, as he would say, "Shut the hell up!" He "won the big one," defeating The Rock at October's *No Mercy* pay-per-view to capture the WCW Championship. Then, in December at *Vengeance*, he became the only man to defeat The Rock and Stone Cold Steve Austin in the same night, and thus became the Undisputed World Champion. That night, December 9, in San Diego, California, he also became the only Superstar to hold five different titles in this organization.



### STATS

HEIGHT	WEIGHT	FROM
6' 0"	231 lbs.	Winnipeg, Manitoba, Canada

**CAREER HIGHLIGHTS**  
 WWE Undisputed Champion; WCW Champion; Intercontinental Champion; European Champion; Hardcore Champion; WWE World Tag Team Champion; WCW TV Champion; WCW Cruiserweight Champion



## SPECIAL MOVES



**QUESTION:** Chris Jericho™'s father, Ted Irvine, was a professional hockey player who played for four different NHL teams in his career. How many of them can you name? (Answer at bottom of page.)



ANSWER: Ted Irvine played for the Los Angeles Kings, the New York Rangers, the Boston Bruins, and the St. Louis Blues.

# CHRIS JERICHO<sup>®</sup>'S MOVES


DESCRIPTION	COMMAND	MOVE NAME
Light Strike	Ⓑ (tap)	Punch-R
Light Strike	Ⓑ (tap)	Back Chop
Combination Strike (2nd)	Ⓑ (repeatedly)	Back Chop
Combination Strike (3rd)	Ⓑ (repeatedly)	Back Chop
Combination Finish	Ⓑ after last Combination Strike	Missile Dropkick
Combination Finish	Ⓞ+Ⓑ after last Combination Strike	Hard Back Chop
Heavy Strike	Ⓑ (hold)	Enzuigiri
Heavy Strike	Ⓞ+Ⓑ (hold Ⓑ)	Hard Back Chop
Strike Running Opponent	Ⓑ	Spinning Wheel Kick 01
Strike Running Opponent	Ⓞ+Ⓑ	Low Blow
Pull-Back Strike	Ⓑ after Irish Whipping opponent	Hammer Throw Shoulder Thrusts
Pull-Back Strike	Ⓞ+Ⓑ after Irish Whipping opponent	Hammer Throw Clothesline
Running Strike vs. Standing Opponent	Ⓑ while running	Flying Forearm Attack
Running Strike vs. Standing Opponent	Ⓞ+Ⓑ while running	Spinning Wheel Kick
Strike Opponent Standing in Turnbuckle	Ⓑ	Hard Back Chop
Strike Opponent Down in Turnbuckle	Ⓑ	Stomp 01
Running Strike vs. Opponent Standing in Turnbuckle	Ⓑ while running	Back Elbow Strike
Running Strike vs. Opponent Down in Turnbuckle	Ⓑ while running	Stomp 01
Strike Face-Up Downed Opponent	Ⓑ	Stomp 01
Strike Face-Down Downed Opponent	Ⓑ	Toe Kick
Running Strike vs. Face-Up Downed Opponent	Ⓑ while running	Elbow Drop
Running Strike vs. Face-Down Downed Opponent	Ⓑ while running	Toe Kick
Front Grappled Strike	Ⓑ during Front Grapple	Punch-R
Front Grappled Striking	↑+Ⓑ during Front Grapple	Eye Rake
Front Grappled Striking	↓+Ⓑ during Front Grapple	Knee Lift-R
Front Grappled Striking	←+Ⓑ during Front Grapple	Elbow Smash-L
Front Grappled Striking	→+Ⓑ during Front Grapple	Elbow Smash-R
Light Front Grapple*	Ⓐ (tap)	Headlock Takedown
*(Facing Standing Opponent)		
Light Front Grapple*	↑+Ⓐ (tap Ⓐ)	Suplex
Light Front Grapple*	↓+Ⓐ (tap Ⓐ)	Scoop Slam
Light Front Grapple*	←+Ⓐ (tap Ⓐ)	Headlock
Light Front Grapple*	→+Ⓐ (tap Ⓐ)	Rib Breaker
Heavy Front Grapple*	Ⓐ (hold)	DDT
Heavy Front Grapple*	↑+Ⓐ (hold Ⓐ)	Huracanrana™
Heavy Front Grapple*	↓+Ⓐ (hold Ⓐ)	Power Bomb Whip
Heavy Front Grapple*	←+Ⓐ (hold Ⓐ)	W-Arm Back Breaker
Heavy Front Grapple*	→+Ⓐ (hold Ⓐ)	Side Suplex
Front Grapple*	Ⓐ+Ⓑ while in Special State	Walls of Jericho
Rear Grappled Striking	Ⓑ during Rear Grapple	Elbow Strike
Rear Grappled Striking	↑+Ⓑ during Rear Grapple	Back Rake
Rear Grappled Striking	↓+Ⓑ during Rear Grapple	Low Blow
Rear Grappled Striking	←+Ⓑ during Rear Grapple	Elbow Smash-L
Rear Grappled Striking	→+Ⓑ during Rear Grapple	Elbow Smash-R
Light Rear Grapple**	Ⓐ (tap)	Sleeper Hold
**(Behind Standing Opponent)		
Light Rear Grapple**	↑+Ⓐ (tap Ⓐ)	Face Crusher 01
Light Rear Grapple**	↓+Ⓐ (tap Ⓐ)	Hair-Pull Slam
Light Rear Grapple**	←+Ⓐ (tap Ⓐ)	Backslide Pin
Light Rear Grapple**	→+Ⓐ (tap Ⓐ)	Back Drop
Heavy Rear Grapple**	Ⓐ (hold)	Abdominal Stretch
Heavy Rear Grapple**	↑+Ⓐ (hold Ⓐ)	Full Nelson Face Drop
Heavy Rear Grapple**	↓+Ⓐ (hold Ⓐ)	School Boy
Heavy Rear Grapple**	←+Ⓐ (hold Ⓐ)	Pendulum Back Breaker
Heavy Rear Grapple**	→+Ⓐ (hold Ⓐ)	Russian Leg Sweep
Rear Grapple**	Ⓐ+Ⓑ while in Special State	Flashback
Light Front Turnbuckle Grapple***	Ⓐ (tap)	Shoulder Thrusts
***(Facing Opponent Standing in Turnbuckle)		
Light Front Turnbuckle Grapple***	Ⓞ+Ⓐ (tap Ⓐ)	Knee Strikes
Heavy Front Turnbuckle Grapple***	Ⓐ (hold)	Super Huracanrana™
Heavy Front Turnbuckle Grapple***	Ⓞ+Ⓐ (hold Ⓐ)	Super W-Arm Suplex
Light Rear Turnbuckle Grapple†	Ⓐ (tap)	Face Slam to Pole

†(Behind Opponent Standing in Turnbuckle)

DESCRIPTION	COMMAND	MOVE NAME
Light Rear Turnbuckle Grapple†	Ⓞ+Ⓐ (tap Ⓐ)	School Boy
Heavy Rear Turnbuckle Grapple†	Ⓐ (hold)	Sky-High Back Drop
Heavy Rear Turnbuckle Grapple†	Ⓞ+Ⓐ (hold Ⓐ)	Sky-High Back Drop
Lower Turnbuckle Grapple (Facing Opponent Sitting in Turnbuckle)	Ⓐ	Face Trample
Front Top Turnbuckle Grapple (Facing Opponent on Top Turnbuckle)	Ⓐ	Superplex
Rear Top Turnbuckle Grapple (Behind Opponent on Top Turnbuckle)	Ⓐ	Drop to Outside
Light Grapple vs. Running Opponent	Ⓐ (tap)	Arm Drag
Light Grapple vs. Running Opponent	Ⓞ+Ⓐ (tap Ⓐ)	Sleeper Hold
Heavy Grapple vs. Running Opponent	Ⓐ (hold)	Flap Jack 01
Heavy Grapple vs. Running Opponent	Ⓞ+Ⓐ (hold Ⓐ)	Huracanrana 02
Grapple vs. Running Opponent	Ⓐ+Ⓑ while in Special State	Walls of Jericho
Leap Frog (vs. Running Opponent)	Ⓐ	Turnbuckle Dodge 01
Running Grapple, Facing Standing Opponent	Ⓐ while running	Swinging Neck Breaker
Running Grapple, Behind Standing Opponent	Ⓞ+Ⓐ while running	Face Crusher
Reversal Attack, After Catching Opponent's Leg w/Ⓡ	Ⓐ	Dragon Screw
Reversal Attack, After Catching Opponent's Leg w/Ⓡ	Ⓞ+Ⓐ	Push Down
Testing Power, After Countering Grapple w/Ⓛ	Ⓐ	Test of Strength Flip
Grapple Opponent on Apron From Ring	Ⓐ	Suplex
Grapple Opponent in Ring From Apron	Ⓐ	Guillotine
Grapple Opponent Down in Ropes	Ⓐ	Pull and Drop
Grapple Opponent at Edge of Surface (Cage Roof, etc.)	Ⓐ	Throw
Double Team, Facing Standing Opponent	Ⓐ (both players simultaneously)	Double Suplex
Double Team, Behind Standing Opponent	Ⓐ (both players simultaneously)	Double Back Drop
Double Team, Surrounding Opponent	Ⓐ (both players simultaneously)	Striking Combination
Double Team, vs. Running Opponent	Ⓐ (both players simultaneously)	Double Arm Drag
Double Team, Facing Opponent in Turnbuckle	Ⓐ (both players simultaneously)	Double Throw
Double Team, Behind Opponent in Turnbuckle	Ⓐ (both players simultaneously)	Double Impact
Grapple Face-Up Opponent's Upper Body	Ⓐ near opponent's head	Chin Lock
Grapple Face-Up Opponent's Side	Ⓐ near opponent's midsection	Ground Punches
Grapple Face-Up Opponent's Lower Body	Ⓐ near opponent's legs	Half Boston Crab
Grapple Face-Up Opponent's Lower Body	Ⓐ+Ⓑ while in Special State	Walls of Jericho
Grapple Face-Down Opponent's Upper Body	Ⓐ near opponent's head	Camel Clutch
Grapple Face-Down Opponent's Side	Ⓐ near opponent's midsection	Arm Wrench with Toe Kick
Grapple Face-Down Opponent's Lower Body	Ⓐ near opponent's legs	Knee Breaker
Flying Attack to Standing Opponent	Ⓑ	Double Axe Handle
Flying Attack to Standing Opponent	Ⓞ+Ⓑ	Missile Dropkick
Flying Attack to Downed Opponent	Ⓑ	Diving Elbow Drop 01
Flying Attack to Downed Opponent	Ⓞ+Ⓑ	Moonsault Splash 01
Attack Standing Opponent From Above	Ⓞ towards opponent + Ⓑ	Missile Dropkick
Attack Downed Opponent From Above	Ⓞ towards opponent + Ⓑ	Diving Elbow Drop 01
Run and Dive Through Ropes vs. Opponent Outside Ring	Ⓑ near ropes while running	Baseball Slide
Run and Dive Through Ropes vs. Opponent Outside Ring	Ⓞ+Ⓑ near ropes while running	Diving Body Press 01
Standing Leap Over Ropes vs. Opponent Outside Ring	Ⓞ towards opponent + Ⓑ	Vaulting Body Press
Springboard From Ropes vs. Opponent Inside Ring	Ⓞ towards center of ring + Ⓑ near ropes while running	Ring Lionsault
Springboard From Ropes vs. Opponent Inside Ring	Ⓞ towards center of ring + Ⓐ+Ⓑ near ropes while running in Special State	Lionsault
Attack From Apron vs. Opponent Outside Ring	Ⓑ	Double Axe Handle
Taunt	↑ (on + Control Pad)	King of the World™
Taunt	↓ (on + Control Pad)	Come on! 01
Taunt	← (on + Control Pad)	Footwork 02
Taunt	→ (on + Control Pad)	Footwork 02
Special Taunt (Enter Special State)	Ⓐ+Ⓑ when you have a full Special Slot	Angry 01
Taunt From Top of Turnbuckle	+ Control Pad	Taunt 01
Taunt From Apron	+ Control Pad	Clapping Hands 01
Taunt After Victory	Automatic	Taunt 08




# CHRISTOPHER NOWINSKI™ BIO



Christopher Nowinski has only been in WWE for a short period of time, but he has already become one of the game's most antagonizing Superstars. This should not come as a shock to his fellow WWE Superstars, however. As a cast member of the first-ever *WWE Tough Enough*, Nowinski made it clear that he felt he was better than his housemates by flaunting his Harvard education.

Unfortunately for Nowinski, his Harvard degree did not earn him a contract with WWE. Rather, World Wrestling Entertainment officials awarded Maven the WWE contract. The fact that he didn't win a WWE contract during the competition didn't slow his training, though. He actually became more determined than ever to become a WWE Superstar.

A successful stint on the independent wrestling scene caused WWE officials to take notice of the bright young star. Soon after, Nowinski was offered a WWE contract. Nowinski didn't come into WWE as most rookies do, however. Rather than being seen and not heard, Nowinski bragged to everybody that he was better than them due to his Harvard education.



## STATS

HEIGHT	WEIGHT	FROM
6'5"	270 lbs.	Evanston, IL

## SPECIAL MOVES



Honor Roll™

Reverse DDT

**QUESTION:**  
Christopher Nowinski was one of the three male finalists from the first season of *WWE Tough Enough*. All three finalists wound up working for WWE—who are the other two, and what do they do for the company? (Answer at bottom of page.)

*Chris Nowinski™*

ANSWER: The other two male finalists were Maven Huffman and Josh Matthews. Maven is a full-time WWE Superstar, and Josh Matthews is a backstage interviewer and the host of *WWE Velocity*.

# CHRISTOPHER NOWINSKI™'S MOVES


DESCRIPTION	COMMAND	MOVE NAME
Light Strike	Ⓑ (tap)	Punch-R
Light Strike	Ⓑ (tap)	Toe Kick 01
Combination Strike (2nd)	Ⓑ (repeatedly)	Punch-R
Combination Finish	Ⓑ after last Combination Strike	Full-Swing Punch
Combination Finish	Ⓞ+Ⓑ after last Combination Strike	Low Blow
Heavy Strike	Ⓑ (hold)	Full-Swing Punch
Heavy Strike	Ⓞ+Ⓑ (hold Ⓑ)	Low Blow
Strike Running Opponent	Ⓑ	Back Elbow Strike
Strike Running Opponent	Ⓞ+Ⓑ	Shoulder Block
Pull-Back Strike	Ⓑ after Irish Whipping opponent	Hammer Throw Shoulder Thrusts
Pull-Back Strike	Ⓞ+Ⓑ after Irish Whipping opponent	Hammer Throw Clothesline
Running Strike vs. Standing Opponent	Ⓑ while running	Missile Dropkick
Running Strike vs. Standing Opponent	Ⓞ+Ⓑ while running	Diving Shoulder Block
Strike Opponent Standing in Turnbuckle	Ⓑ	Full-Swing Punch
Strike Opponent Down in Turnbuckle	Ⓑ	Stomp 01
Running Strike vs.	Ⓑ while running	Back Elbow Strike
Opponent Standing in Turnbuckle		
Running Strike vs.	Ⓑ while running	Stomp 01
Opponent Down in Turnbuckle		
Strike Face-Up Downed Opponent	Ⓑ	Stomp 01
Strike Face-Down Downed Opponent	Ⓑ	Toe Kick
Running Strike vs. Face-Up Downed Opponent	Ⓑ while running	Elbow Drop
Running Strike vs.	Ⓑ while running	Elbow Drop
Face-Down Downed Opponent		
Front Grappled Strike	Ⓑ during Front Grapple	Punch-L
Front Grappled Striking	↑+Ⓑ during Front Grapple	Shoulder Thrusts
Front Grappled Striking	↓+Ⓑ during Front Grapple	Eye Rake
Front Grappled Striking	←+Ⓑ during Front Grapple	Hammer Strike-L
Front Grappled Striking	→+Ⓑ during Front Grapple	Hammer Strike-R
Light Front Grapple*	Ⓐ (tap)	Headlock Takedown
*(Facing Standing Opponent)		
Light Front Grapple*	↑+Ⓐ (tap Ⓐ)	Suplex
Light Front Grapple*	↓+Ⓐ (tap Ⓐ)	Scoop Slam
Light Front Grapple*	←+Ⓐ (tap Ⓐ)	Headlock
Light Front Grapple*	→+Ⓐ (tap Ⓐ)	Arm Drag
Heavy Front Grapple*	Ⓐ (hold)	DDT
Heavy Front Grapple*	↑+Ⓐ (hold Ⓐ)	Spine Buster
Heavy Front Grapple*	↓+Ⓐ (hold Ⓐ)	Jaw Breaker 01
Heavy Front Grapple*	←+Ⓐ (hold Ⓐ)	Back Body Drop
Heavy Front Grapple*	→+Ⓐ (hold Ⓐ)	Russian Leg Sweep
Front Grapple*	Ⓐ+Ⓑ while in Special State	Honor Roll
Rear Grappled Striking	Ⓑ during Rear Grapple	Punch-R
Rear Grappled Striking	↑+Ⓑ during Rear Grapple	Elbow Strike for Backhead
Rear Grappled Striking	↓+Ⓑ during Rear Grapple	Elbow Strike
Rear Grappled Striking	←+Ⓑ during Rear Grapple	Elbow Smash-L
Rear Grappled Striking	→+Ⓑ during Rear Grapple	Elbow Smash-R
Light Rear Grapple**	Ⓐ (tap)	Sleeper Hold
** (Behind Standing Opponent)		
Light Rear Grapple**	↑+Ⓐ (tap Ⓐ)	Back Drop
Light Rear Grapple**	↓+Ⓐ (tap Ⓐ)	Take Down
Light Rear Grapple**	←+Ⓐ (tap Ⓐ)	Wrestling Lift
Light Rear Grapple**	→+Ⓐ (tap Ⓐ)	Falling Neck Breaker
Heavy Rear Grapple**	Ⓐ (hold)	Abdominal Stretch
Heavy Rear Grapple**	↑+Ⓐ (hold Ⓐ)	Atomic Drop
Heavy Rear Grapple**	↓+Ⓐ (hold Ⓐ)	School Boy
Heavy Rear Grapple**	←+Ⓐ (hold Ⓐ)	Side Slam
Heavy Rear Grapple**	↓+Ⓐ (hold Ⓐ)	Russian Leg Sweep
Rear Grapple**	Ⓐ+Ⓑ while in Special State	Reverse DDT
Light Front Turnbuckle Grapple***	Ⓐ (tap)	10 Punches
*** (Facing Opponent Standing in Turnbuckle)		
Light Front Turnbuckle Grapple***	Ⓞ+Ⓐ (tap Ⓐ)	Shoulder Thrusts
Heavy Front Turnbuckle Grapple***	Ⓐ (hold)	Superplex

DESCRIPTION	COMMAND	MOVE NAME
Heavy Front Turnbuckle Grapple***	Ⓞ+Ⓐ (hold Ⓐ)	Superplex
Light Rear Turnbuckle Grapple'	Ⓐ (tap)	Face Slam to Pole
' (Behind Opponent Standing in Turnbuckle)		
Light Rear Turnbuckle Grapple'	Ⓞ+Ⓐ (tap Ⓐ)	Shoulder Thrusts
Heavy Rear Turnbuckle Grapple'	Ⓐ (hold)	School Boy
Heavy Rear Turnbuckle Grapple'	Ⓞ+Ⓐ (hold Ⓐ)	Sky-High Back Drop
Lower Turnbuckle Grapple	Ⓐ	Stomping and Knee Trample
(Facing Opponent Sitting in Turnbuckle)		
Front Top Turnbuckle Grapple	Ⓐ	Throw
(Facing Opponent on Top Turnbuckle)		
Rear Top Turnbuckle Grapple	Ⓐ	Drop to Outside
(Behind Opponent on Top Turnbuckle)		
Light Grapple vs. Running Opponent	Ⓐ (tap)	Scissor Sweep
Light Grapple vs. Running Opponent	Ⓞ+Ⓐ (tap Ⓐ)	Sleeper Hold
Heavy Grapple vs. Running Opponent	Ⓐ (hold)	Arm Drag
Heavy Grapple vs. Running Opponent	Ⓞ+Ⓐ (hold Ⓐ)	Flap Jack 01
Leap Frog (vs. Running Opponent)	Ⓐ	Turnbuckle Dodge 01
Running Grapple, Facing Standing Opponent	Ⓐ while running	Thesz Press
Running Grapple, Behind Standing Opponent	Ⓞ+Ⓐ while running	School Boy
Reversal Attack,	Ⓐ	Push Down
After Catching Opponent's Leg w/Ⓡ		
Reversal Attack,	Ⓞ+Ⓐ	Push Down
After Catching Opponent's Leg w/Ⓡ		
Testing Power,	Ⓐ	Toe Kick
After Countering Grapple w/Ⓛ		
Grapple Opponent on Apron From Ring	Ⓐ	Throw into Inside
Grapple Opponent in Ring From Apron	Ⓐ	Guillotine
Grapple Opponent Down in Ropes	Ⓐ	Rope Guillotine
Grapple Opponent at Edge of Surface	Ⓐ	Throw
(Cage Roof, etc.)		
Double Team, Facing Standing Opponent	Ⓐ (both players simultaneously)	Double Suplex
Double Team, Behind Standing Opponent	Ⓐ (both players simultaneously)	Double Back Drop
Double Team, Surrounding Opponent	Ⓐ (both players simultaneously)	Striking Combination
Double Team, vs. Running Opponent	Ⓐ (both players simultaneously)	Double Arm Drag
Double Team, Facing Opponent in Turnbuckle	Ⓐ (both players simultaneously)	Double Throw
Double Team, Behind Opponent in Turnbuckle	Ⓐ (both players simultaneously)	Double Impact
Grapple Face-Up Opponent's Upper Body	Ⓐ near opponent's head	Sleeper Hold
Grapple Face-Up Opponent's Side	Ⓐ near opponent's midsection	Mounted Punches
Grapple Face-Up Opponent's Lower Body	Ⓐ near opponent's legs	Kick to Hamstring
Grapple Face-Down Opponent's Upper Body	Ⓐ near opponent's head	Camel Clutch
Grapple Face-Down Opponent's Side	Ⓐ near opponent's midsection	Arm Wrench with Toe Kick
Grapple Face-Down Opponent's Lower Body	Ⓐ near opponent's legs	Boston Crab
Flying Attack to Standing Opponent	Ⓑ	Diving Shoulder Block
Flying Attack to Standing Opponent	Ⓞ+Ⓑ	Flying Body Attack
Flying Attack to Downed Opponent	Ⓑ	Diving Body Splash
Flying Attack to Downed Opponent	Ⓞ+Ⓑ	Diving Body Splash
Attack Standing Opponent From Above	Ⓞ towards opponent + Ⓑ	Flying Body Attack
Attack Downed Opponent From Above	Ⓞ towards opponent + Ⓑ	Diving Body Splash
Run and Dive Through Ropes vs. Opponent Outside Ring	Ⓑ near ropes while running	Baseball Slide
Run and Dive Through Ropes vs. Opponent Outside Ring	Ⓞ+Ⓑ near ropes while running	Baseball Slide
Opponent Outside Ring		
Attack From Apron vs. Opponent Outside Ring	Ⓑ	Double Axe Handle
Taunt	↑ (on + Control Pad)	Victory Sign 01
Taunt	↓ (on + Control Pad)	Victory Sign 01
Taunt	← (on + Control Pad)	Come on! 02
Taunt	→ (on + Control Pad)	Come on! 02
Special Taunt (Enter Special State)	Ⓐ+Ⓑ when you have a full Special Slot	Angry 01
Taunt From Top of Turnbuckle	+ Control Pad	Taunt 01
Taunt From Apron	+ Control Pad	Clapping Hands 01
Taunt After Victory	Automatic	Taunt 44

# CHRISTIAN™

## BIO

Christian is the epitome of character development in World Wrestling Entertainment. As a member of the cultlike faction, The Brood, Christian captured the Light-Heavyweight Championship from Taka Michinoku in his debut match on October 18, 1998. After he and his brother, fellow Superstar Edge, broke away from The Brood, the duo went on to become one of the most successful tag teams in history. Edge & Christian won the WWE World Tag Team Championship seven times, each time displaying their high-flying, risky maneuvers that made them fan favorites. However, after Edge won the *King of the Ring* Tournament in June 2001, it was obvious to everyone that Christian had become a bitter, jealous man. His jealousy finally turned him against his brother, and the two had their share of epic singles matchups. Lately, Christian has been redefining himself as he puts his career on track to capture singles gold.



### STATS

HEIGHT	WEIGHT	FROM
5' 10"	215 lbs.	Toronto, Ontario, Canada

### CAREER HIGHLIGHTS

Intercontinental Champion; WWE World Tag Team Champion; Light-Heavyweight Champion; European Champion

## SPECIAL MOVES



**QUESTION:**  
Christian has held the WWE World Tag Team Title a grand total of nine times. Who were his three tag team partners during his title runs? (Answer at bottom of page.)




ANSWER: Christian has held the WWE World Tag Team Title with Edge (7 times), Lance Storm, and Chris Jericho.

# CHRISTIAN™'S MOVES

DESCRIPTION	COMMAND	MOVE NAME
Light Strike	Ⓑ (tap)	Punch-R
Light Strike	Ⓑ (tap)	Toe Kick 01
Combination Strike (2nd)	Ⓑ (repeatedly)	Punch-R
Combination Strike (3rd)	Ⓑ (repeatedly)	Punch-R
Combination Finish	Ⓑ after last Combination Strike	Full-Swing Punch
Combination Finish	Ⓞ+Ⓑ after last Combination Strike	Low Blow
Heavy Strike	Ⓑ (hold)	Full-Swing Punch
Heavy Strike	Ⓞ+Ⓑ (hold Ⓑ)	Missile Dropkick
Strike Running Opponent	Ⓑ	Full-Swing Punch
Strike Running Opponent	Ⓞ+Ⓑ	Missile Dropkick
Pull-Back Strike	Ⓑ after Irish Whipping opponent	Hammer Throw Shoulder Thrusts
Pull-Back Strike	Ⓞ+Ⓑ after Irish Whipping opponent	Hammer Throw Clothesline
Running Strike vs. Standing Opponent	Ⓑ while running	Shoulder Block
Running Strike vs. Standing Opponent	Ⓞ+Ⓑ while running	Missile Dropkick
Strike Opponent Standing in Turnbuckle	Ⓑ	Missile Dropkick
Strike Opponent Down in Turnbuckle	Ⓑ	Stomp 01
Running Strike vs. Opponent Standing in Turnbuckle	Ⓑ while running	Missile Dropkick
Running Strike vs. Opponent Down in Turnbuckle	Ⓑ while running	Gun Packet
Strike Face-Up Downed Opponent	Ⓑ	Stomp 01
Strike Face-Down Downed Opponent	Ⓑ	Toe Kick
Running Strike vs. Face-Up Downed Opponent	Ⓑ while running	Stomp 01
Running Strike vs. Face-Down Downed Opponent	Ⓑ while running	Elbow Drop
Front Grappled Strike	Ⓑ during Front Grapple	Punch-R
Front Grappled Striking	↑+Ⓑ during Front Grapple	Eye Rake
Front Grappled Striking	↓+Ⓑ during Front Grapple	Knee Lift-R
Front Grappled Striking	←+Ⓑ during Front Grapple	Elbow Smash-L
Front Grappled Striking	→+Ⓑ during Front Grapple	Elbow Smash-R
Light Front Grapple*	Ⓐ (tap)	Headlock Takedown
*(Facing Standing Opponent)		
Light Front Grapple*	↑+Ⓐ (tap Ⓐ)	Snap Suplex
Light Front Grapple*	↓+Ⓐ (tap Ⓐ)	Scoop Slam
Light Front Grapple*	←+Ⓐ (tap Ⓐ)	Neck Breaker
Light Front Grapple*	→+Ⓐ (tap Ⓐ)	Russian Leg Sweep
Heavy Front Grapple*	Ⓐ (hold)	DDT
Heavy Front Grapple*	↑+Ⓐ (hold Ⓐ)	Manhattan Drop
Heavy Front Grapple*	↓+Ⓐ (hold Ⓐ)	Stomach Breaker
Heavy Front Grapple*	←+Ⓐ (hold Ⓐ)	Belly-to-Back Suplex
Heavy Front Grapple*	→+Ⓐ (hold Ⓐ)	Shoulder Arm Breaker
Front Grapple*	Ⓐ+Ⓑ while in Special State	Gordbuster
Rear Grappled Striking	Ⓑ during Rear Grapple	Punch-R
Rear Grappled Striking	↑+Ⓑ during Rear Grapple	Elbow Strike for Backhead
Rear Grappled Striking	↓+Ⓑ during Rear Grapple	Elbow Strike
Rear Grappled Striking	←+Ⓑ during Rear Grapple	Elbow Smash-L
Rear Grappled Striking	→+Ⓑ during Rear Grapple	Elbow Smash-R
Light Rear Grapple**	Ⓐ (tap)	Sleeper Hold
**(Behind Standing Opponent)		
Light Rear Grapple**	↑+Ⓐ (tap Ⓐ)	Back Drop
Light Rear Grapple**	↓+Ⓐ (tap Ⓐ)	Hair-Pull Slam
Light Rear Grapple**	←+Ⓐ (tap Ⓐ)	Shin Breaker
Light Rear Grapple**	→+Ⓐ (tap Ⓐ)	Pendulum Back Breaker
Heavy Rear Grapple**	Ⓐ (hold)	Reverse DDT
Heavy Rear Grapple**	↑+Ⓐ (hold Ⓐ)	Atomic Drop
Heavy Rear Grapple**	↓+Ⓐ (hold Ⓐ)	Backhead Crash
Heavy Rear Grapple**	←+Ⓐ (hold Ⓐ)	Russian Leg Sweep
Heavy Rear Grapple**	↓+Ⓐ (hold Ⓐ)	Abdominal Stretch
Rear Grapple**	Ⓐ+Ⓑ while in Special State	Unprettier
Light Front Turnbuckle Grapple	Ⓐ (tap)	10 Punches
*** (Facing Opponent Standing in Turnbuckle)		
Light Front Turnbuckle Grapple***	Ⓞ+Ⓐ (tap Ⓐ)	Shoulder Thrusts
Heavy Front Turnbuckle Grapple***	Ⓐ (hold)	Superplex
Heavy Front Turnbuckle Grapple***	Ⓞ+Ⓐ (hold Ⓐ)	Superplex

DESCRIPTION	COMMAND	MOVE NAME
Light Rear Turnbuckle Grapple†	Ⓐ (tap)	Face Slam to Pole
† (Behind Opponent Standing in Turnbuckle)		
Light Rear Turnbuckle Grapple†	Ⓞ+Ⓐ (tap Ⓐ)	School Boy
Heavy Rear Turnbuckle Grapple†	Ⓐ (hold)	Sky-High Back Drop
Heavy Rear Turnbuckle Grapple†	Ⓞ+Ⓐ (hold Ⓐ)	Sky-High Back Drop
Lower Turnbuckle Grapple (Facing Opponent Sitting in Turnbuckle)	Ⓐ	Stomping and Knee Trample
Front Top Turnbuckle Grapple (Facing Opponent on Top Turnbuckle)	Ⓐ	Sky-High Superplex
Rear Top Turnbuckle Grapple (Behind Opponent on Top Turnbuckle)	Ⓐ	Drop to Outside
Light Grapple vs. Running Opponent	Ⓐ (tap)	Manhattan Drop
Light Grapple vs. Running Opponent	Ⓞ+Ⓐ (tap Ⓐ)	Arm Drag
Heavy Grapple vs. Running Opponent	Ⓐ (hold)	Flap Jack 01
Heavy Grapple vs. Running Opponent	Ⓞ+Ⓐ (hold Ⓐ)	Power Slam
Leap Frog (vs. Running Opponent)	Ⓐ	Turnbuckle Dodge 01
Running Grapple, Facing Standing Opponent	Ⓐ while running	Head Scissor 01
Running Grapple, Behind Standing Opponent	Ⓞ+Ⓐ while running	School Boy
Reversal Attack, After Catching Opponent's Leg w/Ⓡ	Ⓐ	Elbow Stomp
Reversal Attack, After Catching Opponent's Leg w/Ⓡ	Ⓞ+Ⓐ	Elbow Stomp
Testing Power, After Countering Grapple w/Ⓛ	Ⓐ	Toe Kick
Grapple Opponent on Apron From Ring	Ⓐ	Suplex
Grapple Opponent in Ring From Apron	Ⓐ	Guillotine
Grapple Opponent Down in Ropes	Ⓐ	Rope Guillotine
Grapple Opponent at Edge of Surface (Cage Roof, etc.)	Ⓐ	Throw
Double Team, Facing Standing Opponent	Ⓐ (both players simultaneously)	Double Flap Jack
Double Team, Behind Standing Opponent	Ⓐ (both players simultaneously)	Double Team Knee Breaker
Double Team, Surrounding Opponent	Ⓐ (both players simultaneously)	Striking Combination
Double Team, vs. Running Opponent	Ⓐ (both players simultaneously)	Double Arm Drag
Double Team, Facing Opponent in Turnbuckle	Ⓐ (both players simultaneously)	Double Throw
Double Team, Behind Opponent in Turnbuckle	Ⓐ (both players simultaneously)	Double Impact
Grapple Face-Up Opponent's Upper Body	Ⓐ near opponent's head	Surfboard Stretch
Grapple Face-Up Opponent's Side	Ⓐ near opponent's midsection	Ground Punches
Grapple Face-Up Opponent's Lower Body	Ⓐ near opponent's legs	Kick to Hamstring
Grapple Face-Down Opponent's Upper Body	Ⓐ near opponent's head	Camel Clutch
Grapple Face-Down Opponent's Side	Ⓐ near opponent's midsection	Knee Smash
Grapple Face-Down Opponent's Lower Body	Ⓐ near opponent's legs	Knee Breaker
Flying Attack to Standing Opponent	Ⓑ	Missile Dropkick
Flying Attack to Standing Opponent	Ⓞ+Ⓑ	Diving Shoulder Block
Flying Attack to Downed Opponent	Ⓑ	Diving Elbow Drop 01
Flying Attack to Downed Opponent	Ⓞ+Ⓑ	Diving Elbow Drop 01
Attack Standing Opponent From Above	Ⓞ towards opponent + Ⓑ	Missile Dropkick
Attack Downed Opponent From Above	Ⓞ towards opponent + Ⓑ	Diving Elbow Drop 01
Run and Dive Through Ropes vs. Opponent Outside Ring	Ⓑ near ropes while running	Baseball Slide
Run and Dive Through Ropes vs. Opponent Outside Ring	Ⓞ+Ⓑ near ropes while running	Baseball Slide
Standing Leap Over Ropes vs. Opponent Outside Ring	Ⓞ towards opponent + Ⓑ	Vaulting Body Press
Attack From Apron vs. Opponent Outside Ring	Ⓑ	Double Axe Handle
Weapon Attack Facing Standing Opponent	Ⓐ+Ⓑ while holding weapon in Special State	DDT with Weapon
Taunt	↑ (on + Control Pad)	Come on! 02
Taunt	↓ (on + Control Pad)	Come on! 02
Taunt	← (on + Control Pad)	Chicken!
Taunt	→ (on + Control Pad)	Chicken!
Special Taunt (Enter Special State)	Ⓐ+Ⓑ when you have a full Special Slot	Stand Up!
Taunt From Top of Turnbuckle	+ Control Pad	Taunt 05
Taunt From Apron	+ Control Pad	Clapping Hands 01
Taunt After Victory	Automatic	Taunt 10

# D-VON DUDLEY™ BIO



The Dudley Boyz have made claims on many occasions that they are the best tag team in the world today, and history supports their beliefs, as they are the only tag team ever to win the WWE, WCW and ECW Tag Team Championships. The Dudley Boyz had previously spent four years in the Philadelphia-based Extreme Championship Wrestling promotion. Bubba Ray joined up first, and D-Von, a native of the "South Side of Dudleyville," came shortly after.

While there, the Dudleyz competed in some of the most violent, bloody, and dangerous matches ever, battling in barbed-wire rings and throwing their opponents through flaming tables on many occasions. In addition, their finisher, 3D (Dudley Death Drop) is one of the most feared maneuvers in the world.

Recently, the duo from Dudleyville have unveiled a patriotic side as they've battled with the anti-American team of La Résistance.



## STATS

HEIGHT	WEIGHT	FROM
6' 2"	240 lbs.	Dudleyville, USA

**CAREER HIGHLIGHTS**  
 WWE World Tag Team Champion,  
 WCW Tag Team Champion, ECW Tag  
 Team Champion

## SPECIAL MOVES



**QUESTION:** During a brief SmackDown! singles run, "Reverend D-Von" was responsible for launching the career of which future Raw superstar? (Answer at bottom of page.)

**ANSWER:** D-Von brought in Batista (known then as "Deacon Batista") as his protégé.

# D-VON DUDLEY™'S MOVES

DESCRIPTION	COMMAND	MOVE NAME
Light Strike	Ⓑ (tap)	Hunter Punch
Light Strike	Ⓑ (tap)	Toe Kick 02
Combination Strike (2nd)	Ⓑ (repeatedly)	Hunter Punch
Combination Strike (3rd)	Ⓑ (repeatedly)	Hunter Punch
Combination Finish	Ⓑ after last Combination Strike	Bow Pulling Straight
Combination Finish	Ⓞ+Ⓑ after last Combination Strike	Sledgehammer
Heavy Strike	Ⓑ (hold)	Bow Pulling Straight
Heavy Strike	Ⓞ+Ⓑ (hold Ⓑ)	Sledgehammer
Strike Running Opponent	Ⓑ	Jumping Clothesline
Strike Running Opponent	Ⓞ+Ⓑ	D-Von Rolling Attack
Pull-Back Strike	Ⓑ after Irish Whipping opponent	Hammer Throw Shoulder Thrusts
Pull-Back Strike	Ⓞ+2 after Irish Whipping opponent	Hammer Throw Clothesline
Running Strike vs. Standing Opponent	Ⓑ while running	Diving Shoulder Block
Running Strike vs. Standing Opponent	Ⓞ+Ⓑ while running	D-Von Rolling Attack
Strike Opponent Standing in Turnbuckle	Ⓑ	Bow Pulling Straight
Strike Opponent Down in Turnbuckle	Ⓑ	Stomp 01
Running Strike vs. Opponent Standing in Turnbuckle	Ⓑ while running	Diving Shoulder Block
Running Strike vs. Opponent Down in Turnbuckle	Ⓑ while running	Running Knee Attack
Strike Face-Up Downed Opponent	Ⓑ	Stomp 01
Strike Face-Down Downed Opponent	Ⓑ	Stomp 01
Running Strike vs. Face-Up Downed Opponent	Ⓑ while running	Elbow Drop
Running Strike vs. Face-Down Downed Opponent	Ⓑ while running	Elbow Drop
Front Grappled Strike	Ⓑ during Front Grapple	Punch-R
Front Grappled Striking	↑+Ⓑ during Front Grapple	Clothesline-R
Front Grappled Striking	↓+Ⓑ during Front Grapple	Sledgehammer
Front Grappled Striking	←+Ⓑ during Front Grapple	Hammer Strike-L
Front Grappled Striking	→+Ⓑ during Front Grapple	Hammer Strike-R
Light Front Grapple*	Ⓐ (tap)	Scoop Slam
*(Facing Standing Opponent)		
Light Front Grapple*	↑+Ⓐ (tap Ⓐ)	Headlock
Light Front Grapple*	↓+Ⓐ (tap Ⓐ)	Manhattan Drop
Light Front Grapple*	←+Ⓐ (tap Ⓐ)	Neck Breaker
Light Front Grapple*	→+Ⓐ (tap Ⓐ)	Stomach Breaker
Heavy Front Grapple*	Ⓐ (hold)	DDT
Heavy Front Grapple*	↑+Ⓐ (hold Ⓐ)	Neck Hanging
Heavy Front Grapple*	↓+Ⓐ (hold Ⓐ)	Spine Buster
Heavy Front Grapple*	←+Ⓐ (hold Ⓐ)	Sidewalk Slam
Heavy Front Grapple*	→+Ⓐ (hold Ⓐ)	Front Power Slam
Front Grapple*	Ⓐ+Ⓑ while in Special State	Power Bomb Whip
Rear Grappled Striking	Ⓑ during Rear Grapple	Elbow Smash-R
Rear Grappled Striking	↑+Ⓑ during Rear Grapple	Clothesline-R
Rear Grappled Striking	↓+Ⓑ during Rear Grapple	Elbow Strike
Rear Grappled Striking	←+Ⓑ during Rear Grapple	Punch-L
Rear Grappled Striking	→+Ⓑ during Rear Grapple	Punch-R
Light Rear Grapple**	Ⓐ (tap)	Abdominal Stretch
**(Behind Standing Opponent)		
Light Rear Grapple**	↑+Ⓐ (tap Ⓐ)	Back Drop
Light Rear Grapple**	↓+Ⓐ (tap Ⓐ)	School Boy
Light Rear Grapple**	←+Ⓐ (tap Ⓐ)	Falling Neck Breaker
Light Rear Grapple**	→+Ⓐ (tap Ⓐ)	Shin Breaker
Heavy Rear Grapple**	Ⓐ (hold)	Reverse DDT
Heavy Rear Grapple**	↑+Ⓐ (hold Ⓐ)	Sleeper Hold
Heavy Rear Grapple**	↓+Ⓐ (hold Ⓐ)	Atomic Drop
Heavy Rear Grapple**	←+Ⓐ (hold Ⓐ)	Side Slam
Heavy Rear Grapple**	↓+Ⓐ (hold Ⓐ)	Pendulum Back Breaker
Rear Grapple**	Ⓐ+Ⓑ while in Special State	Saving Grace
Light Front Turnbuckle Grapple***	Ⓐ (tap)	10 Punches
*** (Facing Opponent Standing in Turnbuckle)		
Light Front Turnbuckle Grapple***	Ⓞ+Ⓐ (tap Ⓐ)	Knee Strikes

DESCRIPTION	COMMAND	MOVE NAME
Heavy Front Turnbuckle Grapple***	Ⓐ (hold)	Shoulder Thrusts
Heavy Front Turnbuckle Grapple***	Ⓞ+Ⓐ (hold Ⓐ)	Superplex
Light Rear Turnbuckle Grapple <sup>1</sup>	Ⓐ (tap)	Face Slam to Pole
<sup>1</sup> (Behind Opponent Standing in Turnbuckle)		
Light Rear Turnbuckle Grapple <sup>1</sup>	Ⓞ+Ⓐ (tap Ⓐ)	Shoulder Thrusts
Heavy Rear Turnbuckle Grapple <sup>1</sup>	Ⓐ (hold)	Sky-High Back Drop
Heavy Rear Turnbuckle Grapple <sup>1</sup>	Ⓞ+Ⓐ (hold Ⓐ)	Sky-High Back Drop
Lower Turnbuckle Grapple (Facing Opponent Sitting in Turnbuckle)	Ⓐ	Face Trample
Front Top Turnbuckle Grapple (Facing Opponent on Top Turnbuckle)	Ⓐ	Throw
Rear Top Turnbuckle Grapple (Behind Opponent on Top Turnbuckle)	Ⓐ	Tree of Woe Stomp
Light Grapple vs. Running Opponent	Ⓐ (tap)	Back Toss
Light Grapple vs. Running Opponent	Ⓞ+Ⓐ (tap Ⓐ)	Manhattan Drop
Heavy Grapple vs. Running Opponent	Ⓐ (hold)	Flap Jack 01
Heavy Grapple vs. Running Opponent	Ⓞ+Ⓐ (hold Ⓐ)	Powerslam
Leap Frog (vs. Running Opponent)	Ⓐ	Turnbuckle Dodge 01
Running Grapple, Facing Standing Opponent	Ⓐ while running	Neck Breaker
Running Grapple, Behind Standing Opponent	Ⓞ+Ⓐ while running	Bulldog
Reversal Attack, After Catching Opponent's Leg w/Ⓞ	Ⓐ	Push Down
Reversal Attack, After Catching Opponent's Leg w/Ⓞ	Ⓞ+Ⓐ	Push Down
Testing Power, After Countering Grapple w/Ⓞ	Ⓐ	Toe Kick
Grapple Opponent on Apron From Ring	Ⓐ	Suplex
Grapple Opponent in Ring From Apron	Ⓐ	Suplex
Grapple Opponent Down in Ropes	Ⓐ	Rope Guillotine
Grapple Opponent at Edge of Surface (Cage Roof, etc.)	Ⓐ	Throw
Double Team, Facing Standing Opponent	Ⓐ (both players simultaneously)	Double Flap Jack
Double Team, Behind Standing Opponent	Ⓐ (both players simultaneously)	Back Drop & Neck Breaker
Double Team, Surrounding Opponent	Ⓐ (both players simultaneously)	Double Powerbomb
Double Team, vs. Running Opponent	Ⓐ (both players simultaneously)	Dudley Death Drop
Double Team, Facing Opponent in Turnbuckle	Ⓐ (both players simultaneously)	Double Throw
Double Team, Behind Opponent in Turnbuckle	Ⓐ (both players simultaneously)	Neck Breaker Bomb
Grapple Face-Up Opponent's Upper Body	Ⓐ near opponent's head	Sleeper Hold
Grapple Face-Up Opponent's Side	Ⓐ near opponent's midsection	Mounted Punches
Grapple Face-Up Opponent's Lower Body	Ⓐ near opponent's legs	Kick to Hamstring
Grapple Face-Down Opponent's Upper Body	Ⓐ near opponent's head	Back Mounted Punches
Grapple Face-Down Opponent's Side	Ⓐ near opponent's midsection	Arm Wrench with Toe Kick
Grapple Face-Down Opponent's Lower Body	Ⓐ near opponent's legs	Knee Breaker
Flying Attack to Standing Opponent	Ⓑ	Double Axe Handle
Flying Attack to Standing Opponent	Ⓞ+Ⓑ	Double Axe Handle
Flying Attack to Downed Opponent	Ⓑ	Diving Headbutt 02
Flying Attack to Downed Opponent	Ⓞ+Ⓑ	Diving Headbutt 02
Attack Standing Opponent From Above	Ⓞ towards opponent + Ⓑ	Double Axe Handle
Attack Downed Opponent From Above	Ⓞ towards opponent + Ⓑ	Diving Headbutt 02
Run and Dive Through Ropes vs. Opponent Outside Ring	Ⓑ near ropes while running	Baseball Slide
Run and Dive Through Ropes vs. Opponent Outside Ring	Ⓞ+Ⓑ near ropes while running	Baseball Slide
Attack From Apron vs. Opponent Outside Ring	Ⓑ	Double Axe Handle
Taunt	↑ (on + Control Pad)	3D!
Taunt	↓ (on + Control Pad)	3D!
Taunt	← (on + Control Pad)	Testify
Taunt	→ (on + Control Pad)	Testify
Special Taunt (Enter Special State)	Ⓐ+Ⓑ when you have a full Special Slot	Woool!
Taunt From Top of Turnbuckle	+ Control Pad	Taunt 03
Taunt From Apron	+ Control Pad	Clapping Hands 01
Taunt After Victory	Automatic	Taunt 15

# DAWN MARIE™



## BIO

WWE has no shortage of beautiful women, but Dawn Marie feels that none of them can match up with her.

The former ECW star emerged in WWE as Mr. McMahon's legal assistant who tried to drive a wedge between the company chairman and his aide, Stacy Keibler. Was she just doing her job? Or did Dawn Marie have ulterior motives?

Fans asked the same questions more recently when Dawn married Torrie Wilson's elderly father Al. The relationship between Dawn Marie and Al really got under Torrie's skin, leaving many to wonder if Dawn was getting close to Al simply to irritate Torrie. Or was she really in love with him? We may never know, as Al has recently passed on.



### STATS

HEIGHT	FROM
5' 8"	Woodbridge, N.J.

## SPECIAL MOVES

Lip Lock



Reverse Momo Clutch Pin



**QUESTION:** What is the relationship between Dawn Marie and Torrie Wilson? (Answer at bottom of page.)

ANSWER: Since Dawn Marie married Torrie's father, Al Wilson, Dawn is technically Torrie's step-mother!

# DAWN MARIE™'S MOVES

DESCRIPTION	COMMAND	MOVE NAME
Light Strike	Ⓑ (tap)	Elbow Strike-R
Light Strike	Ⓑ (tap)	Slap
Combination Strike (2nd)	Ⓑ (repeatedly)	Karate Strike-L
Combination Finish	Ⓑ after last Combination Strike	Hard Slap
Combination Finish	⊙+Ⓑ after last Combination Strike	Low Blow
Heavy Strike	Ⓑ (hold)	Hard Slap
Heavy Strike	⊙+Ⓑ (hold Ⓑ)	Low Blow
Strike Running Opponent	Ⓑ	Elbow Strike
Strike Running Opponent	⊙+Ⓑ	Low Blow
Pull-Back Strike	Ⓑ after Irish Whipping opponent	Hammer Throw Shoulder Thrusts
Pull-Back Strike	s+2 after Irish Whipping opponent	Hammer Throw Clothesline
Running Strike vs. Standing Opponent	Ⓑ while running	Elbow Strike
Running Strike vs. Standing Opponent	⊙+Ⓑ while running	Lower Clothesline
Strike Opponent Standing in Turnbuckle	Ⓑ	Slap
Strike Opponent Down in Turnbuckle	Ⓑ	Stomp 01
Running Strike vs.	Ⓑ while running	Jumping Hip Attack
Opponent Standing in Turnbuckle		
Running Strike vs.	Ⓑ while running	Bronco Buster
Opponent Down in Turnbuckle		
Strike Face-Up Downed Opponent	Ⓑ	Stomp 01
Strike Face-Down Downed Opponent	Ⓑ	Stomp 01
Running Strike vs. Face-Up Downed Opponent	Ⓑ while running	Stomp 01
Running Strike vs.	Ⓑ while running	Stomp 01
Face-Down Downed Opponent		
Front Grappled Strike	Ⓑ during Front Grapple	Punch-R
Front Grappled Striking	↑+Ⓑ during Front Grapple	Eye Rake
Front Grappled Striking	↓+Ⓑ during Front Grapple	Low Blow
Front Grappled Striking	←+Ⓑ during Front Grapple	Elbow Smash-L
Front Grappled Striking	→+Ⓑ during Front Grapple	Elbow Smash-R
Light Front Grapple*	Ⓐ (tap)	Snapmare
*(Facing Standing Opponent)		
Light Front Grapple*	↑+Ⓐ (tap Ⓐ)	Headlock
Light Front Grapple*	↓+Ⓐ (tap Ⓐ)	Scoop Slam
Light Front Grapple*	←+Ⓐ (tap Ⓐ)	Arm Wrench with Elbow Stomp
Light Front Grapple*	→+Ⓐ (tap Ⓐ)	Low Blow
Heavy Front Grapple*	Ⓐ (hold)	DDT
Heavy Front Grapple*	↑+Ⓐ (hold Ⓐ)	Cat Fight Throw
Heavy Front Grapple*	↓+Ⓐ (hold Ⓐ)	Small Package
Heavy Front Grapple*	←+Ⓐ (hold Ⓐ)	Fujiwara Armbar
Heavy Front Grapple*	→+Ⓐ (hold Ⓐ)	Russian Leg Sweep
Front Grapple*	Ⓐ+Ⓑ while in Special State	Lip Lock
Rear Grappled Striking	Ⓑ during Rear Grapple	Punch-R
Rear Grappled Striking	↑+Ⓑ during Rear Grapple	Back Rake
Rear Grappled Striking	↓+Ⓑ during Rear Grapple	Low Blow
Rear Grappled Striking	←+Ⓑ during Rear Grapple	Elbow Smash-L
Rear Grappled Striking	→+Ⓑ during Rear Grapple	Elbow Smash-R
Light Rear Grapple**	Ⓐ (tap)	Sleeper Hold
** (Behind Standing Opponent)		
Light Rear Grapple**	↑+Ⓐ (tap Ⓐ)	Face Crusher 01
Light Rear Grapple**	↓+Ⓐ (tap Ⓐ)	Take Down
Light Rear Grapple**	←+Ⓐ (tap Ⓐ)	Abdominal Stretch
Light Rear Grapple**	→+Ⓐ (tap Ⓐ)	Falling Neck Breaker
Heavy Rear Grapple**	Ⓐ (hold)	Grapevine Choke
Heavy Rear Grapple**	↑+Ⓐ (hold Ⓐ)	Hair-Pull Slam
Heavy Rear Grapple**	↓+Ⓐ (hold Ⓐ)	School Boy
Heavy Rear Grapple**	←+Ⓐ (hold Ⓐ)	Back Drop
Heavy Rear Grapple**	↓+Ⓐ (hold Ⓐ)	Russian Leg Sweep
Rear Grapple**	Ⓐ+Ⓑ while in Special State	Reverse Momo Clutch Pin
Light Front Turnbuckle Grapple***	Ⓐ (tap)	10 Punches
*** (Facing Opponent Standing in Turnbuckle)		
Light Front Turnbuckle Grapple***	⊙+Ⓐ (tap Ⓐ)	Shoulder Thrusts
Heavy Front Turnbuckle Grapple***	Ⓐ (hold)	Foot Choke

DESCRIPTION	COMMAND	MOVE NAME
Heavy Front Turnbuckle Grapple***	⊙+Ⓐ (hold Ⓐ)	Pulling Leg Thrust
Light Rear Turnbuckle Grapple <sup>†</sup>	Ⓐ (tap)	Face Slam to Pole
<sup>†</sup> (Behind Opponent Standing in Turnbuckle)		
Light Rear Turnbuckle Grapple <sup>†</sup>	⊙+Ⓐ (tap Ⓐ)	Shoulder Thrusts
Heavy Rear Turnbuckle Grapple <sup>†</sup>	Ⓐ (hold)	School Boy
Heavy Rear Turnbuckle Grapple <sup>†</sup>	⊙+Ⓐ (hold Ⓐ)	School Boy
Lower Turnbuckle Grapple	Ⓐ	Stomping and Knee Trample
(Facing Opponent Sitting in Turnbuckle)		
Front Top Turnbuckle Grapple	Ⓐ	Throw
(Facing Opponent on Top Turnbuckle)		
Rear Top Turnbuckle Grapple	Ⓐ	Drop to Outside
(Behind Opponent on Top Turnbuckle)		
Light Grapple vs. Running Opponent	Ⓐ (tap)	Back Toss
Light Grapple vs. Running Opponent	⊙+Ⓐ (tap Ⓐ)	Cat-Fight Throw
Heavy Grapple vs. Running Opponent	Ⓐ (hold)	Fujiwara Armbar
Heavy Grapple vs. Running Opponent	⊙+Ⓐ (hold Ⓐ)	Flap Jack 01
Leap Frog (vs. Running Opponent)	Ⓐ	Turnbuckle Dodge 01
Running Grapple, Facing Standing Opponent	Ⓐ while running	Neck Breaker
Running Grapple, Behind Standing Opponent	⊙+Ⓐ while running	Face Crusher
Reversal Attack,	Ⓐ	Push Down
After Catching Opponent's Leg w/Ⓡ		
Reversal Attack,	⊙+Ⓐ	Push Down
After Catching Opponent's Leg w/Ⓡ		
Testing Power,	Ⓐ	Toe Kick
After Countering Grapple w/Ⓛ		
Grapple Opponent on Apron From Ring	Ⓐ	Throw into Inside
Grapple Opponent in Ring From Apron	Ⓐ	Guillotine
Grapple Opponent Down in Ropes	Ⓐ	Rope Guillotine
Grapple Opponent at Edge of Surface	Ⓐ	Throw
(Cage Roof, etc.)		
Double Team, Facing Standing Opponent	Ⓐ (both players simultaneously)	Double Flap Jack
Double Team, Behind Standing Opponent	Ⓐ (both players simultaneously)	Double Back Drop
Double Team, Surrounding Opponent	Ⓐ (both players simultaneously)	Striking Combination
Double Team, vs. Running Opponent	Ⓐ (both players simultaneously)	Double Team Back Toss
Double Team, Facing Opponent in Turnbuckle	Ⓐ (both players simultaneously)	Double Throw
Double Team, Behind Opponent in Turnbuckle	Ⓐ (both players simultaneously)	Double Impact
Grapple Face-Up Opponent's Upper Body	Ⓐ near opponent's head	Head Pound
Grapple Face-Up Opponent's Side	Ⓐ near opponent's midsection	Knee Smash
Grapple Face-Up Opponent's Lower Body	Ⓐ near opponent's legs	Kick to Hamstring
Grapple Face-Down Opponent's Upper Body	Ⓐ near opponent's head	Camel Clutch
Grapple Face-Down Opponent's Side	Ⓐ near opponent's midsection	Knee Smash
Grapple Face-Down Opponent's Lower Body	Ⓐ near opponent's legs	Knee Breaker
Flying Attack to Standing Opponent	Ⓑ	Diving Clothesline 02
Flying Attack to Standing Opponent	⊙+Ⓑ	Flying Body Attack
Flying Attack to Downed Opponent	Ⓑ	Diving Body Splash
Flying Attack to Downed Opponent	⊙+Ⓑ	Diving Body Splash
Attack Standing Opponent From Above	⊙ towards opponent + Ⓑ	Flying Body Attack
Attack Downed Opponent From Above	⊙ towards opponent + Ⓑ	Diving Body Splash
Run and Dive Through Ropes vs. Opponent Outside Ring	Ⓑ near ropes while running	Baseball Slide
Run and Dive Through Ropes vs. Opponent Outside Ring	⊙+Ⓑ near ropes while running	Baseball Slide
Attack From Apron vs. Opponent Outside Ring	Ⓑ	Double Axe Handle
Taunt	↑ (on + Control Pad)	"She-Devil"
Taunt	↓ (on + Control Pad)	What?
Taunt	← (on + Control Pad)	Look at Me!
Taunt	→ (on + Control Pad)	Look at Me!
Special Taunt (Enter Special State)	Ⓐ+Ⓑ when you have a full Special Slot	Booty Shaking
Taunt From Top of Turnbuckle	+ Control Pad	Taunt 01
Taunt From Apron	+ Control Pad	Clapping Hands 01
Taunt After Victory	Automatic	Taunt 56



# EDDIE GUERRERO™ BIO

Eddie Guerrero returned to WWE and made an immediate impact by winning the Intercontinental Championship at *Backlash*. Guerrero uses a wide range of offensive maneuvers. Having grown up in a family of wrestlers exposed him to the craft at an early age. He's equally adept at grappling on the mat or sailing off the turnbuckle to deliver his signature Frog Splash. Although other Superstars may use a form of the Frog Splash, Eddie maintains that his finisher surpasses everyone else's.

## SPECIAL MOVES

Splash Mountain Bomb Pin



Tiger Suplex




El Paso™



Lasso from El Paso™



Frog Splash™



### STATS

HEIGHT	WEIGHT	FROM
5' 8"	220 lbs.	El Paso, TX

#### FINISHING MOVE

Frog Splash, Lasso from El Paso

#### CAREER HIGHLIGHTS

European Champion; Intercontinental Champion; WWE Tag Team Champion; WCW Cruiserweight Champion; WCW U.S. Champion

**QUESTION:** From whom did Eddie Guerrero win the Intercontinental Title to begin his first IC Title run? (Answer at bottom of page.)



**ANSWER:** Eddie Guerrero defeated his then-girlfriend Chyna in a Triple-Threat Match against her and Kurt Angle to begin his first Intercontinental title reign.

# EDDIE GUERRERO™'S MOVES


DESCRIPTION	COMMAND	MOVE NAME
Light Strike	(B) (tap)	Punch-R
Light Strike	(B) (tap)	Toe Kick 01
Combination Strike (2nd)	(B) (repeatedly)	Punch-R
Combination Strike (3rd)	(B) (repeatedly)	Punch-R
Combination Finish	(B) after last Combination Strike	Full-Swing Punch
Combination Finish	(B) + (B) after last Combination Strike	Missile Dropkick
Heavy Strike	(B) (hold)	Full-Swing Punch
Heavy Strike	(B) + (B) (hold (B))	Missile Dropkick
Strike Running Opponent	(B)	Full-Swing Punch
Strike Running Opponent	(B) + (B)	Missile Dropkick
Pull-Back Strike	(B) after Irish Whipping opponent	Hammer Throw Shoulder Thrusts
Pull-Back Strike	s+2 after Irish Whipping opponent	Hammer Throw Clothesline
Running Strike vs. Standing Opponent	(B) while running	Back Elbow Strike
Running Strike vs. Standing Opponent	(B) + (B) while running	Missile Dropkick
Strike Opponent Standing in Turnbuckle	(B)	Hard Back Chop
Strike Opponent Down in Turnbuckle	(B)	Stomp 01
Running Strike vs. Opponent Standing in Turnbuckle	(B) while running	Back Elbow Strike
Running Strike vs. Opponent Down in Turnbuckle	(B) while running	Toe Kick
Strike Face-Up Downed Opponent	(B)	Stomp 01
Strike Face-Down Downed Opponent	(B)	Stomp 01
Running Strike vs. Face-Up Downed Opponent	(B) while running	Stomp 01
Running Strike vs. Face-Down Downed Opponent	(B) while running	Elbow Drop
Front Grappled Strike	(B) during Front Grapple	Punch-R
Front Grappled Striking	(B) + (B) during Front Grapple	Headlock Smash
Front Grappled Striking	(B) + (B) during Front Grapple	Eye Rake
Front Grappled Striking	(B) + (B) during Front Grapple	Elbow Smash-L
Front Grappled Striking	(B) + (B) during Front Grapple	Elbow Smash-R
Light Front Grapple*	(A) (tap)	Snapmare
*(Facing Standing Opponent)		
Light Front Grapple*	(B) + (A) (tap (A))	Suplex
Light Front Grapple*	(B) + (A) (tap (A))	Hurracarana
Light Front Grapple*	(B) + (A) (tap (A))	Headlock
Light Front Grapple*	(B) + (A) (tap (A))	Arm Wrench with Elbow Stomp
Heavy Front Grapple*	(A) (hold)	Gorry Special
Heavy Front Grapple*	(B) + (A) (hold (A))	Brainbuster
Heavy Front Grapple*	(B) + (A) (hold (A))	Powerbomb Whip
Heavy Front Grapple*	(B) + (A) (hold (A))	Shoulder Arm Breaker
Heavy Front Grapple*	(B) + (A) (hold (A))	Small Package
Front Grapple*	(A) + (B) while in Special State	Splash Mountain Bomb Pin
Rear Grappled Striking	(B) during Rear Grapple	Punch-R
Rear Grappled Striking	(B) + (B) during Rear Grapple	Elbow Strike for Backhead
Rear Grappled Striking	(B) + (B) during Rear Grapple	Back Rake
Rear Grappled Striking	(B) + (B) during Rear Grapple	Elbow Smash-L
Rear Grappled Striking	(B) + (B) during Rear Grapple	Elbow Smash-R
Light Rear Grapple**	(A) (tap)	Sleeper Hold
**(Behind Standing Opponent)		
Light Rear Grapple**	(B) + (A) (tap (A))	Falling Back Drop
Light Rear Grapple**	(B) + (A) (tap (A))	Take Down
Light Rear Grapple**	(B) + (A) (tap (A))	Shin Breaker
Light Rear Grapple**	(B) + (A) (tap (A))	Backslide Pin
Heavy Rear Grapple**	(A) (hold)	Abdominal Stretch
Heavy Rear Grapple**	(B) + (A) (hold (A))	Atomic Drop
Heavy Rear Grapple**	(B) + (A) (hold (A))	School Boy
Heavy Rear Grapple**	(B) + (A) (hold (A))	Russian Leg Sweep
Heavy Rear Grapple**	(B) + (A) (hold (A))	German Suplex
Rear Grapple**	(A) + (B) while in Special State	Tiger Suplex
Light Front Turnbuckle Grapple***	(A) (tap)	10 Punches
***(Facing Opponent Standing in Turnbuckle)		
Light Front Turnbuckle Grapple***	(B) + (A) (tap (A))	Pulling Leg Thrust
Heavy Front Turnbuckle Grapple***	(A) (hold)	Sky-High Superplex
Heavy Front Turnbuckle Grapple***	(B) + (A) (hold (A))	Super Hurracarana
Light Rear Turnbuckle Grapple¹	(A) (tap)	Face Slam to Pole
¹(Behind Opponent Standing in Turnbuckle)		
Light Rear Turnbuckle Grapple¹	(B) + (A) (tap (A))	Shoulder Thrusts

DESCRIPTION	COMMAND	MOVE NAME
Heavy Rear Turnbuckle Grapple¹	(A) (hold)	Sky-High Back Drop
Heavy Rear Turnbuckle Grapple¹	(B) + (A) (hold (A))	Flipping Powerbomb Pin
Lower Turnbuckle Grapple (Facing Opponent Sitting in Turnbuckle)	(A)	Stomping and Knee Trample
Front Top Turnbuckle Grapple (Facing Opponent on Top Turnbuckle)	(A)	Sky High Superplex
Rear Top Turnbuckle Grapple (Behind Opponent on Top Turnbuckle)	(A)	Super Back Drop
Light Grapple vs. Running Opponent	(A) (tap)	Arm Drag
Light Grapple vs. Running Opponent	(B) + (A) (tap (A))	Back Toss
Heavy Grapple vs. Running Opponent	(A) (hold)	Flap Jack 01
Heavy Grapple vs. Running Opponent	(B) + (A) (hold (A))	Hurracarana 02
Leap Frog (vs. Running Opponent)	(A)	Turnbuckle Dodge 01
Running Grapple, Facing Standing Opponent	(A) while running	Swinging Neck Breaker
Running Grapple, Behind Standing Opponent	(B) + (A) while running	School Boy
Reversal Attack, After Catching Opponent's Leg w/(R)	(A)	Elbow Stomp
Reversal Attack, After Catching Opponent's Leg w/(R)	(B) + (A)	Dragon Screw
Testing Power, After Countering Grapple w/(L)	(A)	Toe Kick
Grapple Opponent on Apron From Ring	(A)	Suplex
Grapple Opponent in Ring From Apron	(A)	Sunset Flip
Grapple Opponent Down in Ropes	(A)	Rope Guillotine
Grapple Opponent at Edge of Surface (Cage Roof, etc.)	(A)	Throw
Double Team, Facing Standing Opponent	(A) (both players simultaneously)	Double Suplex
Double Team, Behind Standing Opponent	(A) (both players simultaneously)	Double Team Knee Breaker
Double Team, Surrounding Opponent	(A) (both players simultaneously)	Double Powerbomb
Double Team, vs. Running Opponent	(A) (both players simultaneously)	Double Team Scissor Sweep
Double Team, Facing Opponent in Turnbuckle	(A) (both players simultaneously)	Double Throw
Double Team, Behind Opponent in Turnbuckle	(A) (both players simultaneously)	Neck Breaker Bomb
Grapple Face-Up Opponent's Upper Body	(A) near opponent's head	Face Trample
Grapple Face-Up Opponent's Side	(A) near opponent's midsection	Ground Punches
Grapple Face-Up Opponent's Lower Body	(A) near opponent's legs	Elbow Crush
Grapple Face-Up Opponent's Lower Body	(A) + (B) while in Special State	El Paso
Grapple Face-Down Opponent's Upper Body	(A) near opponent's head	Camel Clutch
Grapple Face-Down Opponent's Side	(A) near opponent's midsection	Arm Wrench with Toe Kick
Grapple Face-Down Opponent's Lower Body	(A) near opponent's legs	Pretzel Swing
Grapple Face-Down Opponent's Lower Body	(A) + (B) while in Special State	Lasso from El Paso
Flying Attack to Standing Opponent	(B)	Double Axe Handle
Flying Attack to Standing Opponent	(B) + (B)	Missile Dropkick
Flying Attack to Downed Opponent	(B)	Diving Elbow Drop 01
Flying Attack to Downed Opponent	(B) + (B)	Diving Elbow Drop 01
Flying Attack	(A) + (B) while in Special State	Frog Splash
Attack Standing Opponent From Above	(B) towards opponent + (B)	Missile Dropkick
Attack Downed Opponent From Above	(B) towards opponent + (B)	Frog Splash
Run and Dive Through Ropes vs. Opponent Outside Ring	(B) near ropes while running	Suicide Dive
Run and Dive Through Ropes vs. Opponent Outside Ring	(B) + (B) near ropes while running	Diving Body Press 01
Standing Leap Over Ropes vs. Opponent Outside Ring	(B) towards opponent + (B)	Vaulting Body Press
Attack From Apron vs. Opponent Outside Ring	(B)	Asai Moonsault
Apron Springboard Attack vs. Opponent Outside Ring	(B) towards opponent + (B)	Missile Dropkick
Apron Springboard Attack vs. Downed Opponent	(B) towards opponent + (B)	Slingshot Body Splash
Taunt	(B) (on + Control Pad)	Victory Sign 01
Taunt	(B) (on + Control Pad)	Time Out!
Taunt	(B) (on + Control Pad)	Let's Do This!
Taunt	(B) (on + Control Pad)	Let's Do This!
Special Taunt (Enter Special State)	(A) + (B) when you have a full Special Slot	Angry 01
Taunt From Top of Turnbuckle	+ Control Pad	Taunt 01
Taunt From Apron	+ Control Pad	Clapping Hands 01
Taunt After Victory	Automatic	Taunt 50

# EDGE<sup>®</sup> BIO

How many of us can say that we accomplished our lifelong dream? How many of us can say that we're doing exactly what we wanted to do when we were children? Edge can.

One of the brightest young stars in World Wrestling Entertainment, Edge sat on the floor for *WrestleMania VI* at the Toronto SkyDome, watching Hulk Hogan battle Ultimate Warrior. Although he was only six at the time, Edge already knew that he wanted to follow in the footsteps of Hogan; he wanted to be a WWE Superstar. Twelve years later, more than 68,000 people watched Edge as he competed at *WrestleMania Xs* at the Toronto SkyDome. Edge already accomplished a career highlight at SkyDome—in July 1999, when he won the Intercontinental Championship there. The Canadian Superstar has excelled in both singles and tag-team action. Along with his brother Christian, he won the WWE World Tag Team Championship seven times. Edge & Christian were also part of some of the most memorable tag matches in history—including the Ladder match at *WrestleMania XVI*, the Tables, Ladders & Chairs (TLC) match at *SummerSlam 2000*; TLC II at *WrestleMania X-Seven*; and TLC III on the May 24, 2001, episode of *SmackDown!* But when Edge won the 2001 *King of the Ring* tournament, his brother Christian seemed to grow increasingly jealous. He insisted, for example, on always carrying Edge's *King of the Ring* trophy. Then, on September 3, 2001, Edge was a part of another unforgettable event in Toronto—but this time, it was unforgettable in the sense that it was shocking. On a live episode of *Raw* from the Air Canada Centre, Christian assaulted Edge with a steel chair as the hometown fans held their breath in disbelief. Arguably the greatest tag team in history had abruptly come to an end. Edge now looks to become one of the greatest singles competitors of all time. The early returns are favorable: he defeated Christian in an epic Ladder match at *No Mercy 2001* to become the Intercontinental Champion. In fact, he has already won the Intercontinental title on four occasions.



## STATS

HEIGHT	WEIGHT	FROM
6' 4"	240 lbs.	Toronto, Ontario, Canada

## CAREER HIGHLIGHTS

Tag Team Champion, WWE Tag Team Champion, Intercontinental Champion, WCW U.S. Champion

## SPECIAL MOVES

Spear 01



Edgecution™



Edge O'matic™



Edgecator™



**QUESTION:** Before he came to WWE, Edge wrestled in the indies under a different ring name. What was it? (Answer at bottom of page.)




*Edge*

ANSWER: The Superstar who would one day be known as Edge debuted in the indies as "Sexton Hardcastle."

# EDGE<sup>®</sup>'S MOVES

DESCRIPTION	COMMAND	MOVE NAME
Light Strike	Ⓑ (tap)	Punch-R
Light Strike	Ⓑ (tap)	Toe Kick 01
Combination Strike (2nd)	Ⓑ (repeatedly)	Punch-R
Combination Finish	Ⓑ after last Combination Strike	Full-Swing Punch
Combination Finish	Ⓞ+Ⓑ after last Combination Strike	Spinning Wheel Kick 01
Heavy Strike	Ⓑ (hold)	Full-Swing Punch
Heavy Strike	Ⓞ+Ⓑ (hold Ⓑ)	Dropkick to Knee 01
Strike Running Opponent	Ⓑ	Back Elbow Strike
Strike Running Opponent	Ⓞ+Ⓑ	Spear 01
Pull-Back Strike	Ⓑ after Irish Whipping opponent	Hammer Throw Shoulder Thrusts
Pull-Back Strike	Ⓞ+2 after Irish Whipping opponent	Hammer Throw Clothesline
Running Strike vs. Standing Opponent	Ⓑ while running	Clothesline-R
Running Strike vs. Standing Opponent	Ⓞ+Ⓑ while running	Spinning Wheel Kick
Running Strike vs. Standing Opponent	Ⓐ+Ⓑ while running in Special State	Spear 01
Strike Opponent Standing in Turnbuckle	Ⓑ	Full Swing Punch
Strike Opponent Down in Turnbuckle	Ⓑ	Stomp 01
Running Strike vs. Opponent Standing in Turnbuckle	Ⓑ while running	Spear
Running Strike vs. Opponent Down in Turnbuckle	Ⓑ while running	Gun Packet
Strike Face-Up Downed Opponent	Ⓑ	Stomp 01
Strike Face-Down Downed Opponent	Ⓑ	Toe Kick
Running Strike vs. Face-Up Downed Opponent	Ⓑ while running	Stomp 01
Running Strike vs. Face-Down Downed Opponent	Ⓑ while running	Toe Kick
Front Grappled Striking	Ⓑ during Front Grapple	Punch-L
Front Grappled Striking	⬆+Ⓑ during Front Grapple	Spinning Wheel Kick 01
Front Grappled Striking	⬇+Ⓑ during Front Grapple	Dropkick to Breast
Front Grappled Striking	⬅+Ⓑ during Front Grapple	Elbow Smash-L
Front Grappled Striking	➔+Ⓑ during Front Grapple	Elbow Smash-R
Light Front Grapple*	Ⓐ (tap)	Headlock Takedown
*(Facing Standing Opponent)		
Light Front Grapple*	⬆+Ⓐ (tap Ⓐ)	Suplex
Light Front Grapple*	⬇+Ⓐ (tap Ⓐ)	Small Package
Light Front Grapple*	⬅+Ⓐ (tap Ⓐ)	Headlock
Light Front Grapple*	➔+Ⓐ (tap Ⓐ)	Arm Drag
Heavy Front Grapple*	Ⓐ (hold)	DDT
Heavy Front Grapple*	⬆+Ⓐ (hold Ⓐ)	Front Suplex
Heavy Front Grapple*	⬇+Ⓐ (hold Ⓐ)	Manhattan Drop
Heavy Front Grapple*	⬅+Ⓐ (hold Ⓐ)	Neck Breaker
Heavy Front Grapple*	➔+Ⓐ (hold Ⓐ)	Russian Leg Sweep
Front Grapple*	Ⓐ+Ⓑ while in Special State	Edgecution
Rear Grappled Striking	Ⓑ during Rear Grapple	Punch-R
Rear Grappled Striking	⬆+Ⓑ during Rear Grapple	Spinning Wheel Kick 01
Rear Grappled Striking	⬇+Ⓑ during Rear Grapple	Elbow Strike
Rear Grappled Striking	⬅+Ⓑ during Rear Grapple	Elbow Smash-L
Rear Grappled Striking	➔+Ⓑ during Rear Grapple	Elbow Smash-R
Light Rear Grapple**	Ⓐ (tap)	Sleeper Hold
(Behind Standing Opponent)		
Light Rear Grapple**	⬆+Ⓐ (tap Ⓐ)	Falling Back Drop
Light Rear Grapple**	⬇+Ⓐ (tap Ⓐ)	School Boy
Light Rear Grapple**	⬅+Ⓐ (tap Ⓐ)	Russian Leg Sweep
Light Rear Grapple**	➔+Ⓐ (tap Ⓐ)	Falling Neck Breaker
Heavy Rear Grapple**	Ⓐ (hold)	Abdominal Stretch
Heavy Rear Grapple**	⬆+Ⓐ (hold Ⓐ)	Face Crusher 02
Heavy Rear Grapple**	⬇+Ⓐ (hold Ⓐ)	Japanese Rolling Clutch Pin
Heavy Rear Grapple**	⬅+Ⓐ (hold Ⓐ)	Side Slam
Heavy Rear Grapple**	⬇+Ⓐ (hold Ⓐ)	German Suplex
Rear Grapple**	Ⓐ+Ⓑ while in Special State	Edge O'matic
Light Front Turnbuckle Grapple***	Ⓐ (tap)	Shoulder Thrusts
***(Facing Opponent Standing in Turnbuckle)		
Light Front Turnbuckle Grapple***	Ⓞ+Ⓐ (tap Ⓐ)	10 Punches
Heavy Front Turnbuckle Grapple***	Ⓐ (hold)	Pulling Leg Thrust

DESCRIPTION	COMMAND	MOVE NAME
Heavy Front Turnbuckle Grapple***	Ⓞ+Ⓐ (hold Ⓐ)	Superplex
Light Rear Turnbuckle Grapple'	Ⓐ (tap)	Face Slam to Pole
'(Behind Opponent Standing in Turnbuckle)		
Light Rear Turnbuckle Grapple'	Ⓞ+Ⓐ (tap Ⓐ)	Shoulder Thrusts
Heavy Rear Turnbuckle Grapple'	Ⓐ (hold)	Sky-High Back Drop
Heavy Rear Turnbuckle Grapple'	Ⓞ+Ⓐ (hold Ⓐ)	Sky-High Back Drop
Lower Turnbuckle Grapple (Facing Opponent Sitting in Turnbuckle)	Ⓐ	Stomping and Knee Trample
Front Top Turnbuckle Grapple (Facing Opponent on Top Turnbuckle)	Ⓐ	Throw
Rear Top Turnbuckle Grapple (Behind Opponent on Top Turnbuckle)	Ⓐ	Super Back Drop
Light Grapple vs. Running Opponent	Ⓐ (tap)	Back Toss
Light Grapple vs. Running Opponent	Ⓞ+Ⓐ (tap Ⓐ)	Arm Drag
Heavy Grapple vs. Running Opponent	Ⓐ (hold)	Flap Jack 01
Heavy Grapple vs. Running Opponent	Ⓞ+Ⓐ (hold Ⓐ)	Hurracranana™ 02
Leap Frog (vs. Running Opponent)	Ⓐ	Turnbuckle Dodge 02
Running Grapple, Facing Standing Opponent	Ⓐ while running	Head Scissor 01
Running Grapple, Behind Standing Opponent	Ⓞ+Ⓐ while running	School Boy
Reversal Attack, After Catching Opponent's Leg w/Ⓞ	Ⓐ	Elbow Stomp
Reversal Attack, After Catching Opponent's Leg w/Ⓞ	Ⓞ+Ⓐ	Dragon Screw
Testing Power, After Countering Grapple w/Ⓞ	Ⓐ	Toe Kick
Grapple Opponent on Apron From Ring	Ⓐ	Suplex
Grapple Opponent in Ring From Apron	Ⓐ	Guillotine
Grapple Opponent Down in Ropes	Ⓐ	Rope Guillotine
Grapple Opponent at Edge of Surface (Cage Roof, etc.)	Ⓐ	Throw
Double Team, Facing Standing Opponent	Ⓐ (both players simultaneously)	Double Flap Jack
Double Team, Behind Standing Opponent	Ⓐ (both players simultaneously)	Double Team Knee Breaker
Double Team, Surrounding Opponent	Ⓐ (both players simultaneously)	High-Angle Neck Breaker
Double Team, vs. Running Opponent	Ⓐ (both players simultaneously)	Double Team Back Toss
Double Team, Facing Opponent in Turnbuckle	Ⓐ (both players simultaneously)	Double Throw
Double Team, Behind Opponent in Turnbuckle	Ⓐ (both players simultaneously)	Double Impact
Grapple Face-Up Opponent's Upper Body	Ⓐ near opponent's head	Sleeper Hold
Grapple Face-Up Opponent's Side	Ⓐ near opponent's midsection	Mounted Punches
Grapple Face-Up Opponent's Lower Body	Ⓐ near opponent's legs	Elbow Crush
Grapple Face-Up Opponent's Lower Body	Ⓐ+Ⓑ while in Special State	Edgecator
Grapple Face-Down Opponent's Upper Body	Ⓐ near opponent's head	Headlock
Grapple Face-Down Opponent's Side	Ⓐ near opponent's midsection	Fujiwara Armbar
Grapple Face-Down Opponent's Lower Body	Ⓐ near opponent's legs	Knee Breaker
Flying Attack to Standing Opponent	Ⓑ	Dropkick
Flying Attack to Standing Opponent	Ⓞ+Ⓑ	Flying Body Attack
Flying Attack to Downed Opponent	Ⓑ	Diving Elbow Drop 01
Flying Attack to Downed Opponent	Ⓞ+Ⓑ	Diving Elbow Drop 01
Attack Standing Opponent From Above	Ⓞ towards opponent + Ⓑ	Dropkick
Attack Downed Opponent From Above	Ⓞ towards opponent + Ⓑ	Diving Elbow Drop 01
Run and Dive Through Ropes vs. Opponent Outside Ring	Ⓑ near ropes while running	Baseball Slide
Run and Dive Through Ropes vs. Opponent Outside Ring	Ⓞ+Ⓑ near ropes while running	Baseball Slide
Attack From Apron vs. Opponent Outside Ring	Ⓑ	Double Axe Handle
Taunt	⬆ (on + Control Pad)	Combing
Taunt	⬇ (on + Control Pad)	Combing
Taunt	⬅ (on + Control Pad)	Ready for Rock Bottom
Taunt	➔ (on + Control Pad)	Ready for Rock Bottom
Special Taunt (Enter Special State)	Ⓐ+Ⓑ when you have a full Special Slot	Come on! 02
Taunt From Top of Turnbuckle	+ Control Pad	Taunt 01
Taunt From Apron	+ Control Pad	Clapping Hands 01
Taunt After Victory	Automatic	Taunt 09




## BIO

In the late 1990s, the popularity of Goldberg in WCW was equal to that of Stone Cold Steve Austin in WWE at the same time. A bona fide mainstream phenomenon, Goldberg captivated the imagination of fans around the world.

His undefeated streak from 1997 to 1998 is the stuff of legend, as is his victory over Hulk Hogan for the WCW title at the Georgia Dome. But when WCW was purchased by WWE in 2001, Goldberg disappeared.

Just like that, the phenomenon vanished, cutting short an amazing career that lasted a mere four years, and leaving fans to fantasize about what might happen if he joined WWE. With his arrival in WWE, fans are having the opportunity to watch their fantasies become reality.



### STATS

HEIGHT	WEIGHT	FROM
6'4"	283 lbs.	Tulsa, OK

#### FINISHING MOVE

Jackhammer

#### CAREER HIGHLIGHTS

WCW Champion; WCW Tag Team Champion; WCW United States Champion

## SPECIAL MOVES



### QUESTION:

*Goldberg had a legendary undefeated streak in WCW. How many wins did he rack up, and who finally handed him his first defeat? (Answer at bottom of page.)*



**ANSWER:** Goldberg had a string of 173 victories in WCW before being beaten by Kevin Nash.

# GOLDBERG™'S MOVES

DESCRIPTION	COMMAND	MOVE NAME
Light Strike	Ⓑ (tap)	Punch-R
Light Strike	Ⓑ (tap)	Front Kick
Combination Strike (2nd)	Ⓑ (repeatedly)	Punch-L
Combination Strike (3rd)	Ⓑ (repeatedly)	Punch-R
Combination Strike (4th)	Ⓑ (repeatedly)	Bodyblow
Combination Finish	Ⓑ after last Combination Strike	Full-Swing Punch
Combination Finish	Ⓞ+Ⓑ after last Combination Strike	Sidekick 02
Heavy Strike	Ⓑ (hold)	Full-Swing Punch
Heavy Strike	Ⓞ+Ⓑ (hold Ⓑ)	Sidekick 02
Strike Running Opponent	Ⓑ	Sidekick 01
Strike Running Opponent	Ⓞ+Ⓑ	Spear 02
Pull-Back Strike	Ⓑ after Irish Whipping opponent	Kitchen Sink
Pull-Back Strike	Ⓞ+Ⓑ after Irish Whipping opponent	Spear
Running Strike vs. Standing Opponent	Ⓑ while running	Shoulder Block
Running Strike vs. Standing Opponent	Ⓞ+Ⓑ while running	Clothesline-R
Running Strike vs. Standing Opponent	Ⓐ+Ⓑ while running in Special State	Spear 02
Strike Opponent Standing in Turnbuckle	Ⓑ	Bodyblow
Strike Opponent Down in Turnbuckle	Ⓑ	Stomp 01
Running Strike vs. Opponent Standing in Turnbuckle	Ⓑ while running	Spear
Running Strike vs. Opponent Down in Turnbuckle	Ⓑ while running	Running Knee Attack
Strike Face-Up Downed Opponent	Ⓑ	Stomp 01
Strike Face-Down Downed Opponent	Ⓑ	Stomp 01
Running Strike vs. Face-Up Downed Opponent	Ⓑ while running	Stomp 01
Running Strike vs. Face-Down Downed Opponent	Ⓑ while running	Stomp 01
Front Grappled Strike	Ⓑ during Front Grapple	Elbow Smash-R
Front Grappled Striking	↑+Ⓑ during Front Grapple	Sledgehammer
Front Grappled Striking	↓+Ⓑ during Front Grapple	Knee Strike-L
Front Grappled Striking	←+Ⓑ during Front Grapple	Hammer Strike-L
Front Grappled Striking	→+Ⓑ during Front Grapple	Hammer Strike-R
Light Front Grapple* (Facing Standing Opponent)	Ⓐ (tap)	High-Angle Scoop Slam
Light Front Grapple*	↑+Ⓐ (tap Ⓐ)	Military Slam
Light Front Grapple*	↓+Ⓐ (tap Ⓐ)	Body Press Drop
Light Front Grapple*	←+Ⓐ (tap Ⓐ)	Front Grapple Push
Light Front Grapple*	→+Ⓐ (tap Ⓐ)	Hip Toss
Heavy Front Grapple*	Ⓐ (hold)	Fujiwara Armbar
Heavy Front Grapple*	↑+Ⓐ (hold Ⓐ)	Falling Press Slam
Heavy Front Grapple*	↓+Ⓐ (hold Ⓐ)	Front Power Slam
Heavy Front Grapple*	←+Ⓐ (hold Ⓐ)	Neck Crank Suplex
Heavy Front Grapple*	→+Ⓐ (hold Ⓐ)	Sideswipe Falling Powerbomb
Front Grapple*	Ⓐ+Ⓑ while in Special State	Jack Hammer
Rear Grappled Striking	Ⓑ during Rear Grapple	Punch-R
Rear Grappled Striking	↑+Ⓑ during Rear Grapple	Elbow Strike for Backhead
Rear Grappled Striking	↓+Ⓑ during Rear Grapple	Clothesline-R
Rear Grappled Striking	←+Ⓑ during Rear Grapple	Elbow Smash-L
Rear Grappled Striking	→+Ⓑ during Rear Grapple	Elbow Smash-R
Light Rear Grapple** (**Behind Standing Opponent)	Ⓐ (tap)	Sleeper Hold
Light Rear Grapple**	↑+Ⓐ (tap Ⓐ)	Rough Throw
Light Rear Grapple**	↓+Ⓐ (tap Ⓐ)	Stomach Breaker
Light Rear Grapple**	←+Ⓐ (tap Ⓐ)	Back Drop
Light Rear Grapple**	→+Ⓐ (tap Ⓐ)	Pendulum Back Breaker
Heavy Rear Grapple**	Ⓐ (hold)	Grapevine Choke
Heavy Rear Grapple**	↑+Ⓐ (hold Ⓐ)	Reverse Suplex
Heavy Rear Grapple**	↓+Ⓐ (hold Ⓐ)	Full Nelson Slam
Heavy Rear Grapple**	←+Ⓐ (hold Ⓐ)	German Suplex
Heavy Rear Grapple**	↓+Ⓐ (hold Ⓐ)	Test Drive
Rear Grapple**	Ⓐ+Ⓑ while in Special State	Tilt Slam
Light Front Turnbuckle Grapple***	Ⓐ (tap)	Knee Strikes
Light Front Turnbuckle Grapple***	Ⓞ+Ⓐ (tap Ⓐ)	Shoulder Thrusts

DESCRIPTION	COMMAND	MOVE NAME
Heavy Front Turnbuckle Grapple***	Ⓐ (hold)	Sky-High Superplex
Heavy Front Turnbuckle Grapple***	Ⓞ+Ⓐ (hold Ⓐ)	Sky-High Superplex
Light Rear Turnbuckle Grapple' (Behind Opponent Standing in Turnbuckle)	Ⓐ (tap)	Face Slam to Pole
Light Rear Turnbuckle Grapple'	Ⓞ+Ⓐ (tap Ⓐ)	Shoulder Thrusts
Heavy Rear Turnbuckle Grapple'	Ⓐ (hold)	Super Back Drop
Heavy Rear Turnbuckle Grapple'	Ⓞ+Ⓐ (hold Ⓐ)	Super Back Drop
Lower Turnbuckle Grapple (Facing Opponent Sitting in Turnbuckle)	Ⓐ	Stomping and Knee Trample
Front Top Turnbuckle Grapple (Facing Opponent on Top Turnbuckle)	Ⓐ	Throw
Rear Top Turnbuckle Grapple (Behind Opponent on Top Turnbuckle)	Ⓐ	Super Back Drop
Light Grapple vs. Running Opponent	Ⓐ (tap)	Monkey Toss
Light Grapple vs. Running Opponent	Ⓞ+Ⓐ (tap Ⓐ)	Arm Drag
Heavy Grapple vs. Running Opponent	Ⓐ (hold)	Power Slam
Heavy Grapple vs. Running Opponent	Ⓞ+Ⓐ (hold Ⓐ)	Military Slam
Leap Frog (vs. Running Opponent)	Ⓐ	Turnbuckle Dodge 01
Running Grapple, Facing Standing Opponent	Ⓐ while running	Neck Breaker
Running Grapple, Behind Standing Opponent	Ⓞ+Ⓐ while running	German Suplex
Reversal Attack, After Catching Opponent's Leg w/[R]	Ⓐ	Dragon Screw
Reversal Attack, After Catching Opponent's Leg w/[R]	Ⓞ+Ⓐ	Capture Suplex
Testing Power, After Countering Grapple w/[L]	Ⓐ	Toe Kick
Grapple Opponent on Apron From Ring	Ⓐ	Suplex
Grapple Opponent in Ring From Apron	Ⓐ	Suplex
Grapple Opponent Down in Ropes	Ⓐ	Pull and Drop
Grapple Opponent at Edge of Surface (Cage Roof, etc.)	Ⓐ	Throw
Double Team, Facing Standing Opponent	Ⓐ (both players simultaneously)	Double Suplex
Double Team, Behind Standing Opponent	Ⓐ (both players simultaneously)	Double Back Drop
Double Team, Surrounding Opponent	Ⓐ (both players simultaneously)	Double Powerbomb
Double Team, vs. Running Opponent	Ⓐ (both players simultaneously)	Double Arm Drag
Double Team, Facing Opponent in Turnbuckle	Ⓐ (both players simultaneously)	Double Throw
Double Team, Behind Opponent in Turnbuckle	Ⓐ (both players simultaneously)	Double Impact
Grapple Face-Up Opponent's Upper Body	Ⓐ near opponent's head	Triangle Choke
Grapple Face-Up Opponent's Side	Ⓐ near opponent's midsection	Cross Arm Breaker
Grapple Face-Up Opponent's Lower Body	Ⓐ near opponent's legs	Leglock
Grapple Face-Down Opponent's Upper Body	Ⓐ near opponent's head	Camel Clutch
Grapple Face-Down Opponent's Side	Ⓐ near opponent's midsection	Cross Arm Breaker
Grapple Face-Down Opponent's Lower Body	Ⓐ near opponent's legs	Knee Breaker
Flying Attack to Standing Opponent	Ⓑ	Diving Shoulder Block
Flying Attack to Standing Opponent	Ⓞ+Ⓑ	Diving Shoulder Block
Flying Attack to Downed Opponent	Ⓑ	Diving Elbow Drop 01
Flying Attack to Downed Opponent	Ⓞ+Ⓑ	Diving Elbow Drop 01
Attack Standing Opponent From Above	Ⓞ towards opponent + Ⓑ	Diving Shoulder Block
Attack Downed Opponent From Above	Ⓞ towards opponent + Ⓑ	Diving Elbow Drop 01
Run and Dive Through Ropes vs. Opponent Outside Ring	Ⓑ near ropes while running	Baseball Slide
Run and Dive Through Ropes vs. Opponent Outside Ring	Ⓞ+Ⓑ near ropes while running	Baseball Slide
Attack From Apron vs. Opponent Outside Ring	Ⓑ	Double Axe Handle
Taunt	↑ (on + Control Pad)	Goldberg Stretch
Taunt	↓ (on + Control Pad)	Ready for Stunner
Taunt	← (on + Control Pad)	Roar!
Taunt	→ (on + Control Pad)	Roar!
Special Taunt (Enter Special State)	Ⓐ+Ⓑ when you have a full Special Slot	Cut Throat 02
Taunt From Top of Turnbuckle	+ Control Pad	Taunt 01
Taunt From Apron	+ Control Pad	Footwork
Taunt After Victory	Automatic	Taunt 01

# GOLDUST®



## BIO

On the surface, Goldust is a self-absorbed eccentric performer, but underneath his is a crafty and knowledgeable athlete who has held the Intercontinental title and vanquished opponent with his "mind games." The son of wrestling legend Dusty Rhodes, Goldust opted to create his own path to ring success. After a lengthy absence, he returned to the WWE for the 2002 *Royal Rumble*, quickly capturing the Hardcore title. After forming an unlikely partnership with Booker T that culminated in their winning the World Tag Team titles, Goldust was electrocuted in a backstage attack. The incident brought on stuttering and unpredictable movements that, ironically, have successfully kept his foes off balance.



### STATS

HEIGHT	WEIGHT	FROM
6' 6"	250 lbs.	Hollywood, CA

#### FAVORITE QUOTE

"You'll never forget the name, Goldust."

#### FINISHING MOVE

The Shattered Dreams

#### CAREER HIGHLIGHTS

Intercontinental Champion; WWE World Tag Team Champion; Hardcore Champion

## SPECIAL MOVES



### QUESTION:

*Goldust is a second-generation Superstar. His father is also a famous wrestler and a former WWE Superstar—who was he? (Answer at bottom of page.)*

ANSWER: Goldust's father is former WWE Superstar "The American Dream" Dusty Rhodes.


# GOLDUST<sup>®</sup>'S MOVES

DESCRIPTION	COMMAND	MOVE NAME
Light Strike	Ⓑ (tap)	Punch-R
Light Strike	Ⓑ (tap)	Back Chop
Combination Strike (2nd)	Ⓑ (repeatedly)	Punch-R
Combination Strike (3rd)	Ⓑ (repeatedly)	Punch-R
Combination Finish	Ⓑ after last Combination Strike	Full-Swing Punch
Combination Finish	Ⓞ+Ⓑ after last Combination Strike	Jumping Clothesline
Heavy Strike	Ⓑ (hold)	Hell Stab
Heavy Strike	Ⓞ+Ⓑ (hold Ⓑ)	Jumping Clothesline
Strike Running Opponent	Ⓑ	Heavy Uppercut 01
Strike Running Opponent	Ⓞ+Ⓑ	Diving Clothesline 03
Pull-Back Strike	Ⓑ after Irish Whipping opponent	Hammer Throw Shoulder Thrusts
Pull-Back Strike	Ⓞ+Ⓑ after Irish Whipping opponent	Hammer Throw Clothesline
Running Strike vs. Standing Opponent	Ⓑ while running	Jumping Hip Attack
Running Strike vs. Standing Opponent	Ⓞ+Ⓑ while running	Diving Clothesline 03
Strike Opponent Standing in Turnbuckle	Ⓑ	Hell Stab
Strike Opponent Down in Turnbuckle	Ⓑ	Stomp 01
Running Strike vs. Opponent Standing in Turnbuckle	Ⓑ while running	Jumping Hip Attack
Running Strike vs. Opponent Down in Turnbuckle	Ⓑ while running	Toe Kick
Strike Face-Up Downed Opponent	Ⓑ	Stomp 01
Strike Face-Down Downed Opponent	Ⓑ	Elbow Drop
Running Strike vs. Face-Up Downed Opponent	Ⓑ while running	Elbow Drop
Running Strike vs. Face-Down Downed Opponent	Ⓑ while running	Elbow Drop
Front Grappled Strike	Ⓑ during Front Grapple	Punch-L
Front Grappled Striking	↑+Ⓑ during Front Grapple	Headlock Smash
Front Grappled Striking	↓+Ⓑ during Front Grapple	Shoulder Thrusts
Front Grappled Striking	←+Ⓑ during Front Grapple	Elbow Smash-L
Front Grappled Striking	→+Ⓑ during Front Grapple	Elbow Smash-R
Light Front Grapple*	Ⓐ (tap)	Snapmare
* (Facing Standing Opponent)		
Light Front Grapple*	↑+Ⓐ (tap Ⓐ)	Headlock Takedown
Light Front Grapple*	↓+Ⓐ (tap Ⓐ)	Jaw Breaker 01
Light Front Grapple*	←+Ⓐ (tap Ⓐ)	Arm Wrench with Elbow Stomp
Light Front Grapple*	→+Ⓐ (tap Ⓐ)	Arm Drag
Heavy Front Grapple*	Ⓐ (hold)	DDT
Heavy Front Grapple*	↑+Ⓐ (hold Ⓐ)	Spine Buster
Heavy Front Grapple*	↓+Ⓐ (hold Ⓐ)	Fujiwara Armbars
Heavy Front Grapple*	←+Ⓐ (hold Ⓐ)	Shoulder Arm Breaker
Heavy Front Grapple*	→+Ⓐ (hold Ⓐ)	Small Package
Front Grapple*	Ⓐ+Ⓑ while in Special State	Curtain Call
Rear Grappled Striking	Ⓑ during Rear Grapple	Punch-R
Rear Grappled Striking	↑+Ⓑ during Rear Grapple	Back Rake
Rear Grappled Striking	↓+Ⓑ during Rear Grapple	Elbow Strike
Rear Grappled Striking	←+Ⓑ during Rear Grapple	Elbow Smash-L
Rear Grappled Striking	→+Ⓑ during Rear Grapple	Elbow Smash-R
Light Rear Grapple**	Ⓐ (tap)	Abdominal Stretch
** (Behind Standing Opponent)		
Light Rear Grapple**	↑+Ⓐ (tap Ⓐ)	Falling Back Drop
Light Rear Grapple**	↓+Ⓐ (tap Ⓐ)	School Boy
Light Rear Grapple**	←+Ⓐ (tap Ⓐ)	Falling Neck Breaker
Light Rear Grapple**	→+Ⓐ (tap Ⓐ)	Take Down
Heavy Rear Grapple**	Ⓐ (hold)	Sleeper Hold
Heavy Rear Grapple**	↑+Ⓐ (hold Ⓐ)	Atomic Drop
Heavy Rear Grapple**	↓+Ⓐ (hold Ⓐ)	Hair-Pull Slam
Heavy Rear Grapple**	←+Ⓐ (hold Ⓐ)	Russian Leg Sweep
Heavy Rear Grapple**	↓+Ⓐ (hold Ⓐ)	Side Slam
Rear Grapple**	Ⓐ+Ⓑ while in Special State	Saving Grace
Light Front Turnbuckle Grapple***	Ⓐ (tap)	10 Punches
*** (Facing Opponent Standing in Turnbuckle)		
Light Front Turnbuckle Grapple***	Ⓞ+Ⓐ (tap Ⓐ)	Knee Strikes
Heavy Front Turnbuckle Grapple***	Ⓐ (hold)	Pulling Leg Thrust
Heavy Front Turnbuckle Grapple***	Ⓞ+Ⓐ (hold Ⓐ)	Superplex
Front Turnbuckle Grapple***	Ⓐ+Ⓑ while in Special State	Shattered Dreams

DESCRIPTION	COMMAND	MOVE NAME
Light Rear Turnbuckle Grapple <sup>†</sup>	Ⓐ (tap)	Face Slam to Pole
<sup>†</sup> (Behind Opponent Standing in Turnbuckle)		
Light Rear Turnbuckle Grapple <sup>†</sup>	Ⓞ+Ⓐ (tap Ⓐ)	Shoulder Thrusts
Heavy Rear Turnbuckle Grapple <sup>†</sup>	Ⓐ (hold)	Sky-High Back Drop
Heavy Rear Turnbuckle Grapple <sup>†</sup>	Ⓞ+Ⓐ (hold Ⓐ)	Sky-High Back Drop
Lower Turnbuckle Grapple	Ⓐ	Stomping and Knee Trample
(Facing Opponent Sitting in Turnbuckle)		
Front Top Turnbuckle Grapple	Ⓐ	Throw
(Facing Opponent on Top Turnbuckle)		
Rear Top Turnbuckle Grapple	Ⓐ	Tree of Woe Stomp
(Behind Opponent on Top Turnbuckle)		
Light Grapple vs. Running Opponent	Ⓐ (tap)	Scissor Sweep
Light Grapple vs. Running Opponent	Ⓞ+Ⓐ (tap Ⓐ)	Arm Drag
Heavy Grapple vs. Running Opponent	Ⓐ (hold)	Flap Jack 01
Heavy Grapple vs. Running Opponent	Ⓞ+Ⓐ (hold Ⓐ)	Power Slam
Leap Frog (vs. Running Opponent)	Ⓐ	Turnbuckle Dodge 02
Running Grapple, Facing Standing Opponent	Ⓐ while running	Neck Breaker
Running Grapple, Behind Standing Opponent	Ⓞ+Ⓐ while running	School Boy
Reversal Attack,	Ⓐ	Push Down
After Catching Opponent's Leg w/Ⓡ		
Reversal Attack,	Ⓞ+Ⓐ	Elbow Stomp
After Catching Opponent's Leg w/Ⓡ		
Testing Power,	Ⓐ	Toe Kick
After Countering Grapple w/Ⓛ		
Grapple Opponent on Apron From Ring	Ⓐ	Throw into Inside
Grapple Opponent in Ring From Apron	Ⓐ	Guillotine
Grapple Opponent Down in Ropes	Ⓐ	Rope Guillotine
Grapple Opponent at Edge of Surface	Ⓐ	Throw
(Cage Roof, etc.)		
Double Team, Facing Standing Opponent	Ⓐ (both players simultaneously)	Double Flap Jack
Double Team, Behind Standing Opponent	Ⓐ (both players simultaneously)	Double Team Knee Breaker
Double Team, Surrounding Opponent	Ⓐ (both players simultaneously)	Striking Combination
Double Team, vs. Running Opponent	Ⓐ (both players simultaneously)	Double Team Back Toss
Double Team, Facing Opponent in Turnbuckle	Ⓐ (both players simultaneously)	Double Pile Driver
Double Team, Behind Opponent in Turnbuckle	Ⓐ (both players simultaneously)	Double Impact
Grapple Face-Up Opponent's Upper Body	Ⓐ near opponent's head	Chin Lock
Grapple Face-Up Opponent's Side	Ⓐ near opponent's midsection	Mounted Punches
Grapple Face-Up Opponent's Lower Body	Ⓐ near opponent's legs	Elbow Crush
Grapple Face-Down Opponent's Upper Body	Ⓐ near opponent's head	Camel Clutch
Grapple Face-Down Opponent's Side	Ⓐ near opponent's midsection	Mahistrol Cradle
Grapple Face-Down Opponent's Lower Body	Ⓐ near opponent's legs	Knee Breaker
Flying Attack to Standing Opponent	Ⓑ	Double Axe Handle
Flying Attack to Standing Opponent	Ⓞ+Ⓑ	Double Axe Handle
Flying Attack to Downed Opponent	Ⓑ	Diving Elbow Drop 01
Flying Attack to Downed Opponent	Ⓞ+Ⓑ	Diving Elbow Drop 01
Attack Standing Opponent From Above	Ⓞ towards opponent + Ⓑ	Double Axe Handle
Attack Downed Opponent From Above	Ⓞ towards opponent + Ⓑ	Diving Elbow Drop 01
Run and Dive Through Ropes vs. Opponent Outside Ring	Ⓑ near ropes while running	Baseball Slide
Run and Dive Through Ropes vs. Opponent Outside Ring	Ⓞ+Ⓑ near ropes while running	Baseball Slide
Attack From Apron vs. Opponent Outside Ring	Ⓑ	Double Axe Handle
Taunt	↑ (on + Control Pad)	Goldust Breathing
Taunt	↓ (on + Control Pad)	Gaze
Taunt	← (on + Control Pad)	Goldust Breathing
Taunt	→ (on + Control Pad)	Goldust Breathing
Special Taunt (Enter Special State)	Ⓐ+Ⓑ when you have a full Special Slot	Kurt's Woo!
Taunt From Top of Turnbuckle	+ Control Pad	Taunt 01
Taunt From Apron	+ Control Pad	Clapping Hands 01
Taunt After Victory	Automatic	Taunt 53



# HULK HOGAN™



## BIO

Perhaps no other performer in sports-entertainment history has had as great an impact as the legendary Hulkster. In 1984, when he began his first WWE Championship reign by pinning the Iron Sheik in New York's Madison Square Garden, the landscape of pro wrestling changed forever. Not only was Hogan a force to be reckoned with, but he engendered a movement called Hulkamania that exists to this day. With his Hulkamaniacs cheering him on, Hogan achieved the impossible in the ring, on the movie screen and at hospital bedsides, where his encouraging words inspired thousands of children to keep fighting. After a long sabbatical, he made a triumphant return to WWE in 2002, winning the WWE title and also writing a best-selling book, *Hollywood Hulk Hogan*. In 2003, he took care of two decades of unfinished business by defeating WWE owner Vince McMahon in a Street Fight at the event that has become synonymous with both men—*WrestleMania*.

### STATS

HEIGHT	WEIGHT	FROM
6' 7"	275 lbs.	Hollywood, CA

### CAREER HIGHLIGHTS

WWE Champion; WCW World Champion; WWE Undisputed Champion

## SPECIAL MOVES



**QUESTION:** *Where and when did Hulk Hogan win his first WWE championship, and who did he defeat? (Answer at bottom of page.)*


**ANSWER:** Hulk Hogan beat the Iron Sheik in New York City's Madison Square Garden on January 23, 1984 to become the WWE Champion.

# HULK HOGAN™'S MOVES

DESCRIPTION	COMMAND	MOVE NAME
Light Strike	Ⓑ (tap)	Hunter Punch
Light Strike	Ⓑ (tap)	Back Chop
Combination Strike (2nd)	Ⓑ (repeatedly)	Hunter Punch
Combination Strike (3rd)	Ⓑ (repeatedly)	Hunter Punch
Combination Finish	Ⓑ after last Combination Strike	Cheap Shot to Throat
Combination Finish	Ⓞ+Ⓑ after last Combination Strike	Big Boot
Heavy Strike	Ⓑ (hold)	Cheap Shot to Throat
Heavy Strike	Ⓞ+Ⓑ (hold Ⓑ)	Big Boot
Strike Running Opponent	Ⓑ	Cheap Shot to Throat
Strike Running Opponent	Ⓞ+Ⓑ	Back Elbow Strike
Pull-Back Strike	Ⓑ after Irish Whipping opponent	Hammer Throw Clothesline
Pull-Back Strike	Ⓞ+Ⓑ after Irish Whipping opponent	Hammer Throw Shoulder Thrusts
Running Strike vs. Standing Opponent	Ⓑ while running	Back Elbow Strike
Running Strike vs. Standing Opponent	Ⓞ+Ⓑ while running	Jumping Knee Attack
Running Strike vs. Standing Opponent	Ⓐ+Ⓑ while running in Special State	Axe Bomber
Strike Opponent Standing in Turnbuckle	Ⓑ	Cheap Shot to Throat
Strike Opponent Down in Turnbuckle	Ⓑ	Stomp O1
Running Strike vs. Opponent Standing in Turnbuckle	Ⓑ while running	Clothesline-R
Running Strike vs. Opponent Down in Turnbuckle	Ⓑ while running	Running Knee Attack
Strike Face-Up Downed Opponent	Ⓑ	Stomp O1
Strike Face-Down Downed Opponent	Ⓑ	Toe Kick
Running Strike vs. Face-Up Downed Opponent	Ⓑ while running	Elbow Drop
Running Strike vs. Face-Down Downed Opponent	Ⓑ while running	Elbow Drop
Front Grappled Strike	Ⓑ during Front Grapple	Hulk Hogan™ Knuckle Punch
Front Grappled Striking	↑+Ⓑ during Front Grapple	Wind Up Punch
Front Grappled Striking	↓+Ⓑ during Front Grapple	Big Boot
Front Grappled Striking	←+Ⓑ during Front Grapple	Elbow Smash-L
Front Grappled Striking	→+Ⓑ during Front Grapple	Elbow Smash-R
Light Front Grapple*	Ⓐ (tap)	Front Grapple Push
*(Facing Standing Opponent)		
Light Front Grapple*	↑+Ⓐ (tap Ⓐ)	Suplex
Light Front Grapple*	↓+Ⓐ (tap Ⓐ)	Scoop Slam
Light Front Grapple*	←+Ⓐ (tap Ⓐ)	Headlock
Light Front Grapple*	→+Ⓐ (tap Ⓐ)	Arm Wrench with Elbow Stomp
Heavy Front Grapple*	Ⓐ (hold)	DDT
Heavy Front Grapple*	↑+Ⓐ (hold Ⓐ)	Front Power Slam
Heavy Front Grapple*	↓+Ⓐ (hold Ⓐ)	Manhattan Drop
Heavy Front Grapple*	←+Ⓐ (hold Ⓐ)	Rib Breaker
Heavy Front Grapple*	→+Ⓐ (hold Ⓐ)	Shoulder Arm Breaker
Front Grapple*	Ⓐ+Ⓑ while in Special State	Hulk Up Combination
Rear Grappled Striking	Ⓑ during Rear Grapple	Punch-R
Rear Grappled Striking	↑+Ⓑ during Rear Grapple	Big Boot
Rear Grappled Striking	↓+Ⓑ during Rear Grapple	Back Rake
Rear Grappled Striking	←+Ⓑ during Rear Grapple	Elbow Smash-L
Rear Grappled Striking	→+Ⓑ during Rear Grapple	Elbow Smash-R
Light Rear Grapple**	Ⓐ (tap)	Sleeper Hold
**(Behind Standing Opponent)		
Light Rear Grapple**	↑+Ⓐ (tap Ⓐ)	Face Crusher O1
Light Rear Grapple**	↓+Ⓐ (tap Ⓐ)	School Boy
Light Rear Grapple**	←+Ⓐ (tap Ⓐ)	Shin Breaker
Light Rear Grapple**	→+Ⓐ (tap Ⓐ)	Russian Leg Sweep
Heavy Rear Grapple**	Ⓐ (hold)	Abdominal Stretch
Heavy Rear Grapple**	↑+Ⓐ (hold Ⓐ)	Back Drop
Heavy Rear Grapple**	↓+Ⓐ (hold Ⓐ)	Atomic Drop
Heavy Rear Grapple**	←+Ⓐ (hold Ⓐ)	Pendulum Back Breaker
Heavy Rear Grapple**	↓+Ⓐ (hold Ⓐ)	Backside Pin
Rear Grapple**	Ⓐ+Ⓑ while in Special State	Clothesline-R
Light Front Turnbuckle Grapple***	Ⓐ (tap)	10 Punches
***(Facing Opponent Standing in Turnbuckle)		
Light Front Turnbuckle Grapple***	Ⓞ+Ⓐ (tap Ⓐ)	Mixed Strikes
Heavy Front Turnbuckle Grapple***	Ⓐ (hold)	Foot Choke

DESCRIPTION	COMMAND	MOVE NAME
Heavy Front Turnbuckle Grapple***	Ⓞ+Ⓐ (hold Ⓐ)	Superplex
Light Rear Turnbuckle Grapple'	Ⓐ (tap)	Face Slam to Pole
'(Behind Opponent Standing in Turnbuckle)		
Light Rear Turnbuckle Grapple'	Ⓞ+Ⓐ (tap Ⓐ)	Shoulder Thrusts
Heavy Rear Turnbuckle Grapple'	Ⓐ (hold)	School Boy
Heavy Rear Turnbuckle Grapple'	Ⓞ+Ⓐ (hold Ⓐ)	Super Back Drop
Lower Turnbuckle Grapple (Facing Opponent Sitting in Turnbuckle)	Ⓐ	Face Trample
Front Top Turnbuckle Grapple (Facing Opponent on Top Turnbuckle)	Ⓐ	Throw
Rear Top Turnbuckle Grapple (Behind Opponent on Top Turnbuckle)	Ⓐ	Tree of Woe Stomp
Light Grapple vs. Running Opponent	Ⓐ (tap)	Back Toss
Light Grapple vs. Running Opponent	Ⓞ+Ⓐ (tap Ⓐ)	Monkey Toss
Heavy Grapple vs. Running Opponent	Ⓐ (hold)	Flap Jack O1
Heavy Grapple vs. Running Opponent	Ⓞ+Ⓐ (hold Ⓐ)	Sidewalk Slam
Leap Frog (vs. Running Opponent)	Ⓐ	Turnbuckle Dodge O1
Running Grapple, Facing Standing Opponent	Ⓐ while running	Swinging Neck Breaker
Running Grapple, Behind Standing Opponent	Ⓞ+Ⓐ while running	Face Crusher
Reversal Attack, After Catching Opponent's Leg w/Ⓡ	Ⓐ	Push Down
Reversal Attack, After Catching Opponent's Leg w/Ⓡ	Ⓞ+Ⓐ	Elbow Stomp
Testing Power, After Countering Grapple w/Ⓛ	Ⓐ	Toe Kick
Grapple Opponent on Apron From Ring	Ⓐ	Throw into Inside
Grapple Opponent in Ring From Apron	Ⓐ	Suplex
Grapple Opponent Down in Ropes	Ⓐ	Rope Guillotine
Grapple Opponent at Edge of Surface (Cage Roof, etc.)	Ⓐ	Throw
Double Team, Facing Standing Opponent	Ⓐ (both players simultaneously)	Double Suplex
Double Team, Behind Standing Opponent	Ⓐ (both players simultaneously)	Double Back Drop
Double Team, Surrounding Opponent	Ⓐ (both players simultaneously)	Double Powerbomb
Double Team, vs. Running Opponent	Ⓐ (both players simultaneously)	Double Arm Drag
Double Team, Facing Opponent in Turnbuckle	Ⓐ (both players simultaneously)	Double Pile Driver
Double Team, Behind Opponent in Turnbuckle	Ⓐ (both players simultaneously)	Neck Breaker Bomb
Grapple Face-Up Opponent's Upper Body	Ⓐ near opponent's head	Surfboard Stretch
Grapple Face-Up Opponent's Side	Ⓐ near opponent's midsection	Mounted Punches
Grapple Face-Up Opponent's Lower Body	Ⓐ near opponent's legs	Elbow Crush
Grapple Face-Up Opponent's Side	Ⓐ+Ⓑ while in Special State	Running Leg Drop
Grapple Face-Down Opponent's Upper Body	Ⓐ near opponent's head	Headlock
Grapple Face-Down Opponent's Side	Ⓐ near opponent's midsection	Knee Smash
Grapple Face-Down Opponent's Lower Body	Ⓐ near opponent's legs	Half Boston Crab
Flying Attack to Standing Opponent	Ⓑ	Double Axe Handle
Flying Attack to Standing Opponent	Ⓞ+Ⓑ	Double Axe Handle
Flying Attack to Downed Opponent	Ⓑ	Diving Elbow Drop O2
Flying Attack to Downed Opponent	Ⓞ+Ⓑ	Diving Elbow Drop O2
Attack Standing Opponent From Above	Ⓞ towards opponent + Ⓑ	Double Axe Handle
Attack Downed Opponent From Above	Ⓞ towards opponent + Ⓑ	Diving Elbow Drop O2
Run and Dive Through Ropes vs. Opponent Outside Ring	Ⓑ near ropes while running	Baseball Slide
Run and Dive Through Ropes vs. Opponent Outside Ring	Ⓞ+Ⓑ near ropes while running	Baseball Slide
Attack From Apron vs. Opponent Outside Ring	Ⓑ	Double Axe Handle
Taunt	↑ (on + Control Pad)	Hulk Hogan Pose
Taunt	↓ (on + Control Pad)	Hulkamania
Taunt	← (on + Control Pad)	Side Chest
Taunt	→ (on + Control Pad)	Most Muscular O1
Special Taunt (Enter Special State)	Ⓐ+Ⓑ when you have a full Special Slot	Hulk Up!
Taunt From Top of Turnbuckle	+ Control Pad	Taunt O1
Taunt From Apron	+ Control Pad	Rope Bound
Taunt After Victory	Automatic	Taunt 38

# THE HURRICANE®



## BIO

Don't let mild-mannered Gregory Helms fool you. When this ace reporter dons his costume and cape, he becomes an in-ring force, capturing the fans' enthusiasm with high-flying moves as he crusades for truth and justice. The Hurricane's skill level is at the top of his craft, and his foes know that they're in for the battle of their lives. An extremely gifted athlete, this superhero is capable of fleet-footed ring maneuvers and aerial assaults. He made his mark in WWE's Cruiserweight Division on *SmackDown!*, before flying to Raw to match his skills with some of the biggest men on the roster.



### STATS

HEIGHT	WEIGHT	FROM
6'0"	191 lbs.	Smithfield, NC

**FINISHING MOVE**  
Eye of the Hurricane

**FAVORITE QUOTE**  
"Stand Back! There's a Hurricane comin' through!"

**CAREER HIGHLIGHTS**  
European Champion; Hardcore Champion; Cruiserweight Champion; WCW Cruiserweight Champion; WCW Hardcore Champion; WWE World Tag Team Champion

## SPECIAL MOVES



**QUESTION:** Who is The Hurricane's favorite comic book superhero? (Answer at bottom of page.)


THE HURRICANE®

ANSWER: The Hurricane's favorite comic book superhero is the Green Lantern.

# THE HURRICANE<sup>®</sup>'S MOVES

DESCRIPTION	COMMAND	MOVE NAME
Light Strike	Ⓑ (tap)	Punch-R
Light Strike	Ⓑ (tap)	Toe Kick 01
Combination Strike (2nd)	Ⓑ (repeatedly)	Punch-R
Combination Strike (3rd)	Ⓑ (repeatedly)	Punch-R
Combination Finish	Ⓑ after last Combination Strike	Full Swing Punch
Combination Finish	Ⓞ+Ⓑ after last Combination Strike	Missile Dropkick
Heavy Strike	Ⓑ (hold)	Full Swing Punch
Heavy Strike	Ⓞ+Ⓑ (hold Ⓑ)	Missile Dropkick
Strike Running Opponent	Ⓑ	Full Swing Punch
Strike Running Opponent	Ⓞ+Ⓑ	Missile Dropkick
Pull-Back Strike	Ⓑ after Irish Whipping opponent	Hammer Throw Shoulder Thrusts
Pull-Back Strike	Ⓞ+Ⓑ after Irish Whipping opponent	Hammer Throw Clothesline
Running Strike vs. Standing Opponent	Ⓑ while running	People's Diving Clothesline
Running Strike vs. Standing Opponent	Ⓞ+Ⓑ while running	Flying Body Press
Strike Opponent Standing in Turnbuckle	Ⓑ	Missile Dropkick
Strike Opponent Down in Turnbuckle	Ⓑ	Stomp 01
Running Strike vs. Opponent Standing in Turnbuckle	Ⓑ while running	Clothesline-R
Running Strike vs. Opponent Down in Turnbuckle	Ⓑ while running	Gun Packet
Strike Face-Up Downed Opponent	Ⓑ	Stomp 01
Strike Face-Down Downed Opponent	Ⓑ	Stomp 01
Running Strike vs. Face-Up Downed Opponent	Ⓑ while running	Elbow Drop
Running Strike vs. Face-Down Downed Opponent	Ⓑ while running	Elbow Drop
Front Grappled Strike	Ⓑ during Front Grapple	Punch-R
Front Grappled Striking	↑+Ⓑ during Front Grapple	Headlock Smash
Front Grappled Striking	↓+Ⓑ during Front Grapple	Shoulder Thrusts
Front Grappled Striking	←+Ⓑ during Front Grapple	Elbow Smash-L
Front Grappled Striking	→+Ⓑ during Front Grapple	Elbow Smash-R
Light Front Grapple*	Ⓐ (tap)	Snapmare
*(Facing Standing Opponent)		
Light Front Grapple*	↑+Ⓐ (tap Ⓐ)	Snap Suplex
Light Front Grapple*	↓+Ⓐ (tap Ⓐ)	Small Package
Light Front Grapple*	←+Ⓐ (tap Ⓐ)	Neck Breaker
Light Front Grapple*	→+Ⓐ (tap Ⓐ)	Arm Drag
Heavy Front Grapple*	Ⓐ (hold)	DDT
Heavy Front Grapple*	↑+Ⓐ (hold Ⓐ)	Super Kick
Heavy Front Grapple*	↓+Ⓐ (hold Ⓐ)	Hurricane <sup>™</sup>
Heavy Front Grapple*	←+Ⓐ (hold Ⓐ)	Shoulder Arm Breaker
Heavy Front Grapple*	→+Ⓐ (hold Ⓐ)	Russian Leg Sweep
Front Grapple*	Ⓐ+Ⓑ while in Special State	Vertebreaker
Front Grapple*	Ⓐ+Ⓑ while in Special State	Sumo Choke Slam
Rear Grappled Striking	Ⓑ during Rear Grapple	Punch-R
Rear Grappled Striking	↑+Ⓑ during Rear Grapple	Elbow Strike for Backhead
Rear Grappled Striking	↓+Ⓑ during Rear Grapple	Elbow Strike
Rear Grappled Striking	←+Ⓑ during Rear Grapple	Elbow Smash-L
Rear Grappled Striking	→+Ⓑ during Rear Grapple	Elbow Smash-R
Light Rear Grapple**	Ⓐ (tap)	Sleeper Hold
**(Behind Standing Opponent)		
Light Rear Grapple**	↑+Ⓐ (tap Ⓐ)	Face Crusher 01
Light Rear Grapple**	↓+Ⓐ (tap Ⓐ)	Backslide Pin
Light Rear Grapple**	←+Ⓐ (tap Ⓐ)	Shin Breaker
Light Rear Grapple**	→+Ⓐ (tap Ⓐ)	Falling Neck Breaker
Heavy Rear Grapple**	Ⓐ (hold)	Abdominal Stretch
Heavy Rear Grapple**	↑+Ⓐ (hold Ⓐ)	Back Drop
Heavy Rear Grapple**	↓+Ⓐ (hold Ⓐ)	School Boy
Heavy Rear Grapple**	←+Ⓐ (hold Ⓐ)	Backhead Crash
Heavy Rear Grapple**	→+Ⓐ (hold Ⓐ)	Russian Leg Sweep
Rear Grapple**	Ⓐ+Ⓑ while in Special State	Eye of the Hurricane
Light Front Turnbuckle Grapple***	Ⓐ (tap)	10 Punches
***(Facing Opponent Standing in Turnbuckle)		
Light Front Turnbuckle Grapple***	Ⓞ+Ⓐ (tap Ⓐ)	Shoulder Thrusts
Heavy Front Turnbuckle Grapple***	Ⓐ (hold)	Superplex
Heavy Front Turnbuckle Grapple***	Ⓞ+Ⓐ (hold Ⓐ)	Tornado DDT

DESCRIPTION	COMMAND	MOVE NAME
Light Rear Turnbuckle Grapple <sup>†</sup>	Ⓐ (tap)	Face Slam to Pole
<sup>†</sup> (Behind Opponent Standing in Turnbuckle)		
Light Rear Turnbuckle Grapple <sup>†</sup>	Ⓞ+Ⓐ (tap Ⓐ)	Shoulder Thrusts
Heavy Rear Turnbuckle Grapple <sup>†</sup>	Ⓐ (hold)	Sky-High Back Drop
Heavy Rear Turnbuckle Grapple <sup>†</sup>	Ⓞ+Ⓐ (hold Ⓐ)	Sky-High Back Drop
Lower Turnbuckle Grapple	Ⓐ	Stomping and Knee Trample
(Facing Opponent Sitting in Turnbuckle)		
Front Top Turnbuckle Grapple	Ⓐ	Throw
(Facing Opponent on Top Turnbuckle)		
Rear Top Turnbuckle Grapple	Ⓐ	Tree of Woe Stomp
(Behind Opponent on Top Turnbuckle)		
Light Grapple vs. Running Opponent	Ⓐ (tap)	Monkey Toss
Light Grapple vs. Running Opponent	Ⓞ+Ⓐ (tap Ⓐ)	Arm Drag
Heavy Grapple vs. Running Opponent	Ⓐ (hold)	Back Toss
Heavy Grapple vs. Running Opponent	Ⓞ+Ⓐ (hold Ⓐ)	Hurricane <sup>™</sup> 02
Leap Frog (vs. Running Opponent)	Ⓐ	Turnbuckle Dodge 02
Running Grapple, Facing Standing Opponent	Ⓐ while running	Head Scissor 01
Running Grapple, Behind Standing Opponent	Ⓞ+Ⓐ while running	Face Crusher
Reversal Attack,	Ⓐ	Elbow Stomp
After Catching Opponent's Leg w/[R]		
Reversal Attack,	Ⓞ+Ⓐ	Dragon Screw
After Catching Opponent's Leg w/[R]		
Testing Power,	Ⓐ	Toe Kick
After Countering Grapple w/[L]		
Grapple Opponent on Apron From Ring	Ⓐ	Suplex
Grapple Opponent in Ring From Apron	Ⓐ	Sunset Flip
Grapple Opponent Down in Ropes	Ⓐ	Rope Guillotine
Grapple Opponent at Edge of Surface	Ⓐ	Choke Slam
(Cage Roof, etc.)		
Double Team, Facing Standing Opponent	Ⓐ (both players simultaneously)	Double Choke Slam
Double Team, Behind Standing Opponent	Ⓐ (both players simultaneously)	Back Drop & Neck Breaker
Double Team, Surrounding Opponent	Ⓐ (both players simultaneously)	High Angle Neck Breaker
Double Team, vs. Running Opponent	Ⓐ (both players simultaneously)	High Time
Double Team, Facing Opponent in Turnbuckle	Ⓐ (both players simultaneously)	Double Throw
Double Team, Behind Opponent in Turnbuckle	Ⓐ (both players simultaneously)	Neck Breaker Bomb
Grapple Face-Up Opponent's Upper Body	Ⓐ near opponent's head	Chin Lock
Grapple Face-Up Opponent's Side	Ⓐ near opponent's midsection	Ground Punches
Grapple Face-Up Opponent's Lower Body	Ⓐ near opponent's legs	Leg Drop to Groin
Grapple Face-Down Opponent's Upper Body	Ⓐ near opponent's head	Headlock
Grapple Face-Down Opponent's Side	Ⓐ near opponent's midsection	Mahistrol Cradle
Grapple Face-Down Opponent's Lower Body	Ⓐ near opponent's legs	Knee Breaker
Flying Attack to Standing Opponent	Ⓑ	Flying Body Attack
Flying Attack to Standing Opponent	Ⓞ+Ⓑ	Flip Attack 02
Flying Attack to Downed Opponent	Ⓑ	Diving Body Splash
Flying Attack to Downed Opponent	Ⓞ+Ⓑ	Diving Body Splash
Attack Standing Opponent From Above	Ⓞ towards opponent + Ⓑ	Flying Body Attack
Attack Downed Opponent From Above	Ⓞ towards opponent + Ⓑ	Diving Body Splash
Run and Dive Through Ropes vs. Opponent Outside Ring	Ⓑ near ropes while running	Baseball Slide
Run and Dive Through Ropes vs. Opponent Outside Ring	Ⓞ+Ⓑ near ropes while running	Summersault Plancha
Standing Leap Over Ropes vs. Opponent Outside Ring	Ⓞ towards opponent + Ⓑ	Vaulting Body Press
Attack From Apron vs. Opponent Outside Ring	Ⓑ	Asai Moonsault
Taunt	↑ (on + Control Pad)	Hurricane Coming Through!
Taunt	↓ (on + Control Pad)	Hurricane Coming Through!
Taunt	← (on + Control Pad)	Hurri-pose
Taunt	→ (on + Control Pad)	Hurri-pose
Special Taunt (Enter Special State)	Ⓐ+Ⓑ when you have a full Special Slot	Ahhhhhh!
Taunt From Top of Turnbuckle	+ Control Pad	Taunt 01
Taunt From Apron	+ Control Pad	Clapping Hands 01
Taunt After Victory	Automatic	Taunt 22



## BIO

One needs only to glance quickly at John Cena to realize that he's a phenomenally conditioned athlete. The young Superstar started training at age 15. He went on to play offensive lineman at Springfield (Mass.) College, earning All-American honors as a senior, and a degree in exercise physiology. He also competed in some bodybuilding competitions.

But what you may not know about John Cena just by looking at him is that he's an outstanding freestyle rapper. He's been doing it since he was a young teen, and, more recently, he has been able to display his talents to a worldwide WWE audience.

With his impressive athletic ability and natural charisma, Cena, still in his mid-20s, is one of the hottest stars on *SmackDown!*



### STATS

HEIGHT	WEIGHT	FROM
6'1"	248 lbs.	West Newbury, Mass.

FINISHING MOVE  
FU

## SPECIAL MOVES


Death Valley Driver



Protoplex™



**QUESTION:** What is John Cena's favorite baseball team?  
(Answer at bottom of page.)




# JOHN CENA™'S MOVES

DESCRIPTION	COMMAND	MOVE NAME
Light Strike	Ⓑ (tap)	Elbow Strike-R
Light Strike	Ⓑ (tap)	Toe Kick 02
Combination Strike (2nd)	Ⓑ (repeatedly)	Elbow Strike-R
Combination Strike (3rd)	Ⓑ (repeatedly)	Elbow Strike-R
Combination Finish	Ⓑ after last Combination Strike	Full-Swing Punch
Combination Finish	Ⓞ+Ⓑ after last Combination Strike	Missile Dropkick
Heavy Strike	Ⓑ (hold)	Full-Swing Punch
Heavy Strike	Ⓞ+Ⓑ (hold Ⓑ)	Missile Dropkick
Strike Running Opponent	Ⓑ	Full-Swing Punch
Strike Running Opponent	Ⓞ+Ⓑ	Missile Dropkick
Pull-Back Strike	Ⓑ after Irish Whipping opponent	Hammer Throw Shoulder Thrusts
Pull-Back Strike	Ⓞ+Ⓑ after Irish Whipping opponent	Hammer Throw Clothesline
Running Strike vs. Standing Opponent	Ⓑ while running	Missile Dropkick
Running Strike vs. Standing Opponent	Ⓞ+Ⓑ while running	Flying Body Press
Strike Opponent Standing in Turnbuckle	Ⓑ	Full-Swing Punch
Strike Opponent Down in Turnbuckle	Ⓑ	Stomp 01
Running Strike vs.	Ⓑ while running	Stinger Splash
Opponent Standing in Turnbuckle		
Running Strike vs.	Ⓑ while running	Elbow Drop
Opponent Down in Turnbuckle		
Strike Face-Up Downed Opponent	Ⓑ	Stomp 01
Strike Face-Down Downed Opponent	Ⓑ	Elbow Drop
Running Strike vs. Face-Up Downed Opponent	Ⓑ while running	Elbow Drop
Running Strike vs.	Ⓑ while running	Toe Kick
Face-Down Downed Opponent		
Front Grappled Strike	Ⓑ during Front Grapple	Punch-L
Front Grappled Striking	↑+Ⓑ during Front Grapple	Eye Poke
Front Grappled Striking	↓+Ⓑ during Front Grapple	Shoulder Thrusts
Front Grappled Striking	←+Ⓑ during Front Grapple	Elbow Smash-L
Front Grappled Striking	→+Ⓑ during Front Grapple	Elbow Smash-R
Light Front Grapple*	Ⓐ (tap)	Headlock Takedown
*(Facing Standing Opponent)		
Light Front Grapple*	↑+Ⓐ (tap Ⓐ)	Suplex
Light Front Grapple*	↓+Ⓐ (tap Ⓐ)	Scoop Slam
Light Front Grapple*	←+Ⓐ (tap Ⓐ)	Neck Breaker
Light Front Grapple*	→+Ⓐ (tap Ⓐ)	Arm Wrench with Elbow Stomp
Heavy Front Grapple*	Ⓐ (hold)	DDT
Heavy Front Grapple*	↑+Ⓐ (hold Ⓐ)	Spine Buster
Heavy Front Grapple*	↓+Ⓐ (hold Ⓐ)	Small Package
Heavy Front Grapple*	←+Ⓐ (hold Ⓐ)	Front Suplex
Heavy Front Grapple*	→+Ⓐ (hold Ⓐ)	Double Arm Suplex
Front Grapple*	Ⓐ+Ⓑ while in Special State	Death Valley Driver
Rear Grappled Striking	Ⓑ during Rear Grapple	Punch-R
Rear Grappled Striking	↑+Ⓑ during Rear Grapple	Clothesline-L
Rear Grappled Striking	↓+Ⓑ during Rear Grapple	Elbow Strike
Rear Grappled Striking	←+Ⓑ during Rear Grapple	Elbow Smash-L
Rear Grappled Striking	→+Ⓑ during Rear Grapple	Elbow Smash-R
Light Rear Grapple**	Ⓐ (tap)	Sleeper Hold
**(Behind Standing Opponent)		
Light Rear Grapple**	↑+Ⓐ (tap Ⓐ)	Back Drop
Light Rear Grapple**	↓+Ⓐ (tap Ⓐ)	Wrestling Lift
Light Rear Grapple**	←+Ⓐ (tap Ⓐ)	Pendulum Back Breaker
Light Rear Grapple**	→+Ⓐ (tap Ⓐ)	Backslide Pin
Heavy Rear Grapple**	Ⓐ (hold)	Grapevine Choke
Heavy Rear Grapple**	↑+Ⓐ (hold Ⓐ)	German Suplex
Heavy Rear Grapple**	↓+Ⓐ (hold Ⓐ)	School Boy
Heavy Rear Grapple**	←+Ⓐ (hold Ⓐ)	Side Slam
Heavy Rear Grapple**	↓+Ⓐ (hold Ⓐ)	Pendulum Back Breaker
Rear Grapple**	Ⓐ+Ⓑ while in Special State	Protoplex
Light Front Turnbuckle Grapple***	Ⓐ (tap)	10 Punches
***(Facing Opponent Standing in Turnbuckle)		
Light Front Turnbuckle Grapple***	Ⓞ+Ⓐ (tap Ⓐ)	Shoulder Thrusts
Heavy Front Turnbuckle Grapple***	Ⓐ (hold)	Superplex
Heavy Front Turnbuckle Grapple***	Ⓞ+Ⓐ (hold Ⓐ)	Super Belly-to-Belly Suplex

DESCRIPTION	COMMAND	MOVE NAME
Light Rear Turnbuckle Grapple'	Ⓐ (tap)	Face Slam to Pole
'(Behind Opponent Standing in Turnbuckle)		
Light Rear Turnbuckle Grapple'	Ⓞ+Ⓐ (tap Ⓐ)	Shoulder Thrusts
Heavy Rear Turnbuckle Grapple'	Ⓐ (hold)	Sky-High Back Drop
Heavy Rear Turnbuckle Grapple'	Ⓞ+Ⓐ (hold Ⓐ)	Sky-High Back Drop
Lower Turnbuckle Grapple	Ⓐ	Stomping and Knee Trample
(Facing Opponent Sitting in Turnbuckle)		
Front Top Turnbuckle Grapple	Ⓐ	Superplex
(Facing Opponent on Top Turnbuckle)		
Rear Top Turnbuckle Grapple	Ⓐ	Super Back Drop
(Behind Opponent on Top Turnbuckle)		
Light Grapple vs. Running Opponent	Ⓐ (tap)	Scissor Sweep
Light Grapple vs. Running Opponent	Ⓞ+Ⓐ (tap Ⓐ)	Arm Drag
Heavy Grapple vs. Running Opponent	Ⓐ (hold)	Flap Jack 01
Heavy Grapple vs. Running Opponent	Ⓞ+Ⓐ (hold Ⓐ)	Power Slam
Leap Frog (vs. Running Opponent)	Ⓐ	Turnbuckle Dodge 01
Running Grapple, Facing Standing Opponent	Ⓐ while running	Thesz Press
Running Grapple, Behind Standing Opponent	Ⓞ+Ⓐ while running	School Boy
Reversal Attack,	Ⓐ	Elbow Stomp
After Catching Opponent's Leg w/[R]		
Reversal Attack,	Ⓞ+Ⓐ	Push Down
After Catching Opponent's Leg w/[R]		
Testing Power,	Ⓐ	Toe Kick
After Countering Grapple w/[L]		
Grapple Opponent on Apron From Ring	Ⓐ	Suplex
Grapple Opponent in Ring From Apron	Ⓐ	Sunset Flip
Grapple Opponent Down in Ropes	Ⓐ	Rope Guillotine
Grapple Opponent at Edge of Surface	Ⓐ	Throw
(Cage Roof, etc.)		
Double Team, Facing Standing Opponent	Ⓐ (both players simultaneously)	Double Flap Jack
Double Team, Behind Standing Opponent	Ⓐ (both players simultaneously)	Double Back Drop
Double Team, Surrounding Opponent	Ⓐ (both players simultaneously)	Striking Combination
Double Team, vs. Running Opponent	Ⓐ (both players simultaneously)	Double Team Back Toss
Double Team, Facing Opponent in Turnbuckle	Ⓐ (both players simultaneously)	Double Throw
Double Team, Behind Opponent in Turnbuckle	Ⓐ (both players simultaneously)	Double Impact
Grapple Face-Up Opponent's Upper Body	Ⓐ near opponent's head	Mounted Punches
Grapple Face-Up Opponent's Side	Ⓐ near opponent's midsection	Knee Smash
Grapple Face-Up Opponent's Lower Body	Ⓐ near opponent's legs	Elbow Crush
Grapple Face-Down Opponent's Upper Body	Ⓐ near opponent's head	Camel Clutch
Grapple Face-Down Opponent's Side	Ⓐ near opponent's midsection	Mahistrol Cradle
Grapple Face-Down Opponent's Lower Body	Ⓐ near opponent's legs	Knee Breaker
Flying Attack to Standing Opponent	Ⓑ	Missile Dropkick
Flying Attack to Standing Opponent	Ⓞ+Ⓑ	Flying Body Attack
Flying Attack to Downed Opponent	Ⓑ	Diving Body Splash
Flying Attack to Downed Opponent	Ⓞ+Ⓑ	Diving Body Splash
Attack Standing Opponent From Above	Ⓞ towards opponent + Ⓑ	Flying Body Attack
Attack Downed Opponent From Above	Ⓞ towards opponent + Ⓑ	Diving Body Splash
Run and Dive Through Ropes vs.	Ⓑ near ropes while running	Baseball Slide
Opponent Outside Ring		
Run and Dive Through Ropes vs.	Ⓞ+Ⓑ near ropes while running	Baseball Slide
Opponent Outside Ring		
Standing Leap Over Ropes vs.	Ⓞ towards opponent + Ⓑ	Vaulting Body Press
Opponent Outside Ring		
Attack From Apron vs.	Ⓑ	Double Axe Handle
Opponent Outside Ring		
Taunt	↑ (on + Control Pad)	Word Life
Taunt	↓ (on + Control Pad)	Word Life
Taunt	← (on + Control Pad)	Come on! 01
Taunt	→ (on + Control Pad)	Come on! 01
Special Taunt (Enter Special State)	Ⓐ+Ⓑ when you have a full Special Slot	Angry 02
Taunt From Top of Turnbuckle		
Taunt From Apron	+ Control Pad	Taunt 01
Taunt After Victory	+ Control Pad	Clapping Hands 01
	Automatic	Taunt 43

# KANE®



## BIO

No Superstar in history has made more of an immediate impact than Kane. On October 5, 1997, the world met Kane, as the seven-foot monster tore off the door to the *Hell in a Cell* in order to get to his brother, Undertaker. The siblings later fought in the first-ever Inferno Match! Less than one year after he arrived, Kane became the WWE Champion by defeating Stone Cold Steve Austin at the 1998 *King of the Ring*. Though his reign was short-lived, the seven-foot monster proved he could live up to all expectations. Since then, Kane has been a Hardcore Champion, Intercontinental Champion, and five-time World Tag Team Champion.



### STATS

HEIGHT	WEIGHT	FROM
7' 0"	326 lbs.	Unknown

#### FINISHING MOVE

Chokeslam

#### CAREER HIGHLIGHTS

WWE Champion; Intercontinental Champion; WWE World Tag Team Champion; WCW Tag Team Champion; WWE Hardcore Champion

## SPECIAL MOVES

Choke Slam from Hell™



Tombstone Pile Driver™



Reverse Suplex



**QUESTION:** Kane is an eight-time World Tag Team Champion. Name the five partners with whom he won the titles. (Answer at bottom of page.)

*KANE®*

ANSWER: Kane has won the World Tag Team title with Mankind (twice), X-Pac (twice), Undertaker (twice), The Hurricane, and Rob Van Dam.

# KANE<sup>®</sup>'S MOVES

DESCRIPTION	COMMAND	MOVE NAME
Light Strike	(B) (tap)	Kane <sup>®</sup> Punch
Light Strike	(B) (tap)	Toe Kick 01
Combination Strike (2nd)	(B) (repeatedly)	Kane <sup>®</sup> Punch
Combination Strike (3rd)	(B) (repeatedly)	Kane <sup>®</sup> Punch
Combination Finish	(B) after last Combination Strike	Heavy Uppercut 01
Combination Finish	(B) + (B) after last Combination Strike	Big Boot
Heavy Strike	(B) (hold)	Heavy Uppercut 01
Heavy Strike	(B) + (B) (hold (B))	Big Boot
Strike Running Opponent	(B)	Clothesline 01
Strike Running Opponent	(B) + (B)	Big Boot
Pull-Back Strike	(B) after Irish Whipping opponent	Hammer Throw Shoulder Thrusts
Pull-Back Strike	(B) + (B) after Irish Whipping opponent	Hammer Throw Clothesline
Running Strike vs. Standing Opponent	(B) while running	Clothesline-R
Running Strike vs. Standing Opponent	(B) + (B) while running	Shoulder Block
Strike Opponent Standing in Turnbuckle	(B)	Heavy Uppercut 01
Strike Opponent Down in Turnbuckle	(B)	Stomp 01
Running Strike vs.	(B) while running	Back Elbow Strike
Opponent Standing in Turnbuckle		
Running Strike vs.	(B) while running	Stomp 01
Opponent Down in Turnbuckle		
Strike Face-Up Downed Opponent	(B)	Stomp 01
Strike Face-Down Downed Opponent	(B)	Stomp 01
Running Strike vs. Face-Up Downed Opponent	(B) while running	Elbow Drop
Running Strike vs.	(B) while running	Elbow Drop
Face-Down Downed Opponent		
Front Grappled Strike	(B) during Front Grapple	Punch-R
Front Grappled Striking	(B) + (B) during Front Grapple	Clothesline-R
Front Grappled Striking	(B) + (B) during Front Grapple	Heavy Knee Lift
Front Grappled Striking	(B) + (B) during Front Grapple	Body Blow-L
Front Grappled Striking	(B) + (B) during Front Grapple	Body Blow-R
Light Front Grapple*	(A) (tap)	High-Angle Scoop Slam
*(Facing Standing Opponent)		
Light Front Grapple*	(B) + (A) (tap (A))	Military Slam
Light Front Grapple*	(B) + (A) (tap (A))	Drop Suplex
Light Front Grapple*	(B) + (A) (tap (A))	Arm Wrench with Elbow Stomp
Light Front Grapple*	(B) + (A) (tap (A))	Choke Throw
Heavy Front Grapple*	(A) (hold)	Neck Hanging
Heavy Front Grapple*	(B) + (A) (hold (A))	Neck Hanged Slam
Heavy Front Grapple*	(B) + (A) (hold (A))	Falling Powerbomb
Heavy Front Grapple*	(B) + (A) (hold (A))	Sidewalk Slam
Heavy Front Grapple*	(B) + (A) (hold (A))	Front Power Slam
Front Grapple*	(A) + (B) while in Special State	Chokeslam from Hell
Front Grapple*	(A) + (B) while in Special State	Tomestone Pile Driver
Rear Grappled Striking	(B) during Rear Grapple	Punch-R
Rear Grappled Striking	(B) + (B) during Rear Grapple	Clothesline-R
Rear Grappled Striking	(B) + (B) during Rear Grapple	Elbow Strike
Rear Grappled Striking	(B) + (B) during Rear Grapple	Elbow Smash-L
Rear Grappled Striking	(B) + (B) during Rear Grapple	Elbow Smash-R
Light Rear Grapple**	(A) (tap)	Abdominal Stretch
**(Behind Standing Opponent)		
Light Rear Grapple**	(B) + (A) (tap (A))	Back Drop
Light Rear Grapple**	(B) + (A) (tap (A))	One-Hand Back Breaker
Light Rear Grapple**	(B) + (A) (tap (A))	Shin Breaker
Light Rear Grapple**	(B) + (A) (tap (A))	Falling Neck Breaker
Heavy Rear Grapple**	(A) (hold)	Reverse DDT
Heavy Rear Grapple**	(B) + (A) (hold (A))	Neck Hanging
Heavy Rear Grapple**	(B) + (A) (hold (A))	Full Nelson Slam
Heavy Rear Grapple**	(B) + (A) (hold (A))	Tilt Slam
Heavy Rear Grapple**	(B) + (A) (hold (A))	Side Slam
Rear Grapple**	(A) + (B) while in Special State	Reverse Suplex
Light Front Turnbuckle Grapple***	(A) (tap)	Foot Choke
***(Facing Opponent Standing in Turnbuckle)		
Light Front Turnbuckle Grapple***	(B) + (A) (tap (A))	Knee Strikes
Heavy Front Turnbuckle Grapple***	(A) (hold)	Superplex

DESCRIPTION	COMMAND	MOVE NAME
Heavy Front Turnbuckle Grapple***	(B) + (A) (hold (A))	Superplex
Light Rear Turnbuckle Grapple'	(A) (tap)	Face Slam to Pole
'(Behind Opponent Standing in Turnbuckle)		
Light Rear Turnbuckle Grapple'	(B) + (A) (tap (A))	Shoulder Thrusts
Heavy Rear Turnbuckle Grapple'	(A) (hold)	Sky-High Back Drop
Heavy Rear Turnbuckle Grapple'	(B) + (A) (hold (A))	Sky-High Back Drop
Lower Turnbuckle Grapple	(A)	Face Trample
(Facing Opponent Sitting in Turnbuckle)		
Front Top Turnbuckle Grapple	(A)	Throw
(Facing Opponent on Top Turnbuckle)		
Rear Top Turnbuckle Grapple	(A)	Super Back Drop
(Behind Opponent on Top Turnbuckle)		
Light Grapple vs. Running Opponent	(A) (tap)	Back Toss
Light Grapple vs. Running Opponent	(B) + (A) (tap (A))	Manhattan Drop
Heavy Grapple vs. Running Opponent	(A) (hold)	Sidewalk Slam
Heavy Grapple vs. Running Opponent	(B) + (A) (hold (A))	Choke Slam
Grapple vs. Running Opponent	(A) + (B) while in Special State	Choke Slam from Hell
Leap Frog (vs. Running Opponent)	(A)	Turnbuckle Dodge 01
Running Grapple, Facing Standing Opponent	(A) while running	Swinging Neck Breaker
Running Grapple, Behind Standing Opponent	(B) + (A) while running	Bulldog
Reversal Attack,	(A)	Push Down
After Catching Opponent's Leg w/(R)		
Reversal Attack,	(B) + (A)	Push Down
After Catching Opponent's Leg w/(L)		
Testing Power,	(A)	Toe Kick
After Countering Grapple w/(L)		
Grapple Opponent on Apron From Ring	(A)	Suplex
Grapple Opponent in Ring From Apron	(A)	Suplex
Grapple Opponent Down in Ropes	(A)	Pull and Drop
Grapple Opponent at Edge of Surface	(A)	Chokeslam
(Cage Roof, etc.)		
Double Team, Facing Standing Opponent	(A) (both players simultaneously)	Double Chokeslam
Double Team, Behind Standing Opponent	(A) (both players simultaneously)	Double Back Drop
Double Team, Surrounding Opponent	(A) (both players simultaneously)	Double Power Bomb
Double Team, vs. Running Opponent	(A) (both players simultaneously)	High Time
Double Team, Facing Opponent in Turnbuckle	(A) (both players simultaneously)	Double Throw
Double Team, Behind Opponent in Turnbuckle	(A) (both players simultaneously)	Double Impact
Grapple Face-Up Opponent's Upper Body	(A) near opponent's head	Chin Lock
Grapple Face-Up Opponent's Side	(A) near opponent's midsection	Mounted Punches
Grapple Face-Up Opponent's Lower Body	(A) near opponent's legs	Elbow Crush
Grapple Face-Down Opponent's Upper Body	(A) near opponent's head	Headlock
Grapple Face-Down Opponent's Side	(A) near opponent's midsection	Knee Smash
Grapple Face-Down Opponent's Lower Body	(A) near opponent's legs	Knee Breaker
Flying Attack to Standing Opponent	(B)	Double Axe Handle
Flying Attack to Standing Opponent	(B) + (B)	Diving Clothesline 01
Flying Attack to Downed Opponent	(B)	Diving Elbow Drop 01
Flying Attack to Downed Opponent	(B) + (B)	Diving Elbow Drop 01
Attack Standing Opponent From Above	(B) towards opponent + (B)	Diving Clothesline 01
Attack Downed Opponent From Above	(B) towards opponent + (B)	Diving Elbow Drop 01
Run and Dive Through Ropes vs. Opponent Outside Ring	(B) near ropes while running	Baseball Slide
Run and Dive Through Ropes vs. Opponent Outside Ring	(B) + (B) near ropes while running	Baseball Slide
Attack From Apron vs. Opponent Outside Ring	(B)	Double Axe Handle
Taunt	(B) (on + Control Pad)	Ready for Chokeslam
Taunt	(B) (on + Control Pad)	Hunchback 01
Taunt	(B) (on + Control Pad)	Tightening Glove
Taunt	(B) (on + Control Pad)	Tightening Glove
Special Taunt (Enter Special State)	(A) + (B) when you have a full Special Slot	Cut Throat from Hell
Taunt From Top of Turnbuckle	+ Control Pad	Taunt 01
Taunt From Apron	+ Control Pad	Clapping Hands 01
Taunt After Victory	Automatic	Taunt 07



# KURT ANGLE<sup>®</sup> BIO

Kurt Angle captured national attention in 1996 when he won the 220-pound freestyle wrestling competition at the Olympic Games in Atlanta. And the extraordinarily proud Angle—some

would say conceited—surely won't let anyone forget about it! When the crowd has the audacity not to cheer him, Angle wonders aloud how anyone can boo a gold medalist. In 2000—Angle's first full year in this organization—the Pittsburgh native had probably the best rookie campaign in history. After winning the European and Intercontinental titles, Angle took the 2000 King of the Ring crown. Then, in October, he won the WWE Championship, defeating The Rock at *No Mercy*. The momentum did not stop in 2001. Angle won the WWE Championship for a second time—beating Stone Cold Steve Austin in Angle's hometown—as well as the WCW title. He's gone on to win the WWE title two more times. Whether the crowd is chanting "Angle! Angle!" as they did that night in Pittsburgh, or, more likely, "You suck! You suck!" there's no denying Kurt Angle's accomplishments. When it's all said and done, Angle could go down in history as the greatest of all time. Oh, it's true!

## SPECIAL MOVES

Angle Slam<sup>TM</sup>



Multiple German Suplex




Super Angle Slam<sup>TM</sup>



Ankle Lock 01



Moonsault Splash 01



### STATS

HEIGHT	WEIGHT	FROM
6' 2"	220 lbs.	Pittsburgh, PA

**FINISHING MOVE**  
Angle Slam, Ankle Lock

#### FAVORITE QUOTE

"It's true. It's true!"

#### CAREER HIGHLIGHTS

WWE Champion; WCW Champion; Intercontinental Champion; European Champion; WCW U.S. Champion; King of the Ring 2000; Hardcore Champion; WWE Tag Team Champion

**QUESTION:** Kurt Angle is a three-time WWE Champion. Who were the three Superstars he beat for the title? (Answer at bottom of page.)



*Kurt Angle*

**ANSWER:** Kurt Angle beat The Rock, Stone Cold Steve Austin, Big Show, and Brock Lesnar, for the WWE Championship. Now that's a resume!

# KURT ANGLE®'S MOVES

DESCRIPTION	COMMAND	MOVE NAME
Light Strike	Ⓑ (tap)	Angle Punch
Light Strike	Ⓑ (tap)	Toe Kick 01
Combination Strike (2nd)	Ⓑ (repeatedly)	Angle Punch
Combination Strike (3rd)	Ⓑ (repeatedly)	Angle Punch
Combination Finish	Ⓑ after last Combination Strike	Full-Swing Punch
Combination Finish	⊙+Ⓑ after last Combination Strike	Missile Dropkick
Heavy Strike	Ⓑ (hold)	Full-Swing Punch
Heavy Strike	⊙+Ⓑ (hold Ⓑ)	Hard Back Chop
Strike Running Opponent	Ⓑ	Full-Swing Punch
Strike Running Opponent	⊙+Ⓑ	Jumping Clothesline
Pull-Back Strike	Ⓑ after Irish Whipping opponent	Hammer Throw Shoulder Thrusts
Pull-Back Strike	⊙+Ⓑ after Irish Whipping opponent	Hammer Throw Clothesline
Running Strike vs. Standing Opponent	Ⓑ while running	Shoulder Block
Running Strike vs. Standing Opponent	⊙+Ⓑ while running	Lower Clothesline
Strike Opponent Standing in Turnbuckle	Ⓑ	Hard Back Chop
Strike Opponent Down in Turnbuckle	Ⓑ	Stomp 01
Running Strike vs. Opponent Standing in Turnbuckle	Ⓑ while running	Clothesline-R
Running Strike vs. Opponent Down in Turnbuckle	Ⓑ while running	Stomp 01
Strike Face-Up Downed Opponent	Ⓑ	Stomp 01
Strike Face-Down Downed Opponent	Ⓑ	Stomp 01
Running Strike vs. Face-Up Downed Opponent	Ⓑ while running	Stomp 01
Running Strike vs. Face-Down Downed Opponent	Ⓑ while running	Elbow Drop
Front Grappled Strike	Ⓑ during Front Grapple	Punch-R
Front Grappled Striking	↑+Ⓑ during Front Grapple	Eye Rake
Front Grappled Striking	↓+Ⓑ during Front Grapple	Heavy Knee Lift
Front Grappled Striking	←+Ⓑ during Front Grapple	Knee Lift-L
Front Grappled Striking	→+Ⓑ during Front Grapple	Knee Lift-R
Light Front Grapple*	Ⓐ (tap)	Fireman's Carry
*(Facing Standing Opponent)		
Light Front Grapple*	↑+Ⓐ (tap Ⓐ)	Suplex
Light Front Grapple*	↓+Ⓐ (tap Ⓐ)	Rib Breaker
Light Front Grapple*	←+Ⓐ (tap Ⓐ)	Arm Wrench with Elbow Stomp
Light Front Grapple*	→+Ⓐ (tap Ⓐ)	Headlock Takedown
Heavy Front Grapple*	Ⓐ (hold)	DDT
Heavy Front Grapple*	↑+Ⓐ (hold Ⓐ)	Back Body Flip
Heavy Front Grapple*	↓+Ⓐ (hold Ⓐ)	Small Package
Heavy Front Grapple*	←+Ⓐ (hold Ⓐ)	Angle Front Suplex
Heavy Front Grapple*	→+Ⓐ (hold Ⓐ)	Side Suplex
Front Grapple*	Ⓐ+Ⓑ while in Special State	Angle Slam
Rear Grappled Striking	Ⓑ during Rear Grapple	Elbow Smash-R
Rear Grappled Striking	↑+Ⓑ during Rear Grapple	Clothesline-R
Rear Grappled Striking	↓+Ⓑ during Rear Grapple	Elbow Strike
Rear Grappled Striking	←+Ⓑ during Rear Grapple	Punch-L
Rear Grappled Striking	→+Ⓑ during Rear Grapple	Punch-R
Light Rear Grapple**	Ⓐ (tap)	Wrestling Lift
**(Behind Standing Opponent)		
Light Rear Grapple**	↑+Ⓐ (tap Ⓐ)	Sleeper Hold
Light Rear Grapple**	↓+Ⓐ (tap Ⓐ)	Take Down
Light Rear Grapple**	←+Ⓐ (tap Ⓐ)	Shin Breaker
Light Rear Grapple**	→+Ⓐ (tap Ⓐ)	Russian Leg Sweep
Heavy Rear Grapple**	Ⓐ (hold)	Grapevine Choke
Heavy Rear Grapple**	↑+Ⓐ (hold Ⓐ)	German Suplex
Heavy Rear Grapple**	↓+Ⓐ (hold Ⓐ)	School Boy
Heavy Rear Grapple**	←+Ⓐ (hold Ⓐ)	Falling Back Drop
Heavy Rear Grapple**	↓+Ⓐ (hold Ⓐ)	Abdominal Stretch
Rear Grapple**	Ⓐ+Ⓑ while in Special State	Multiple German Suplex
Light Front Turnbuckle Grapple***	Ⓐ (tap)	Knee Strikes
***(Facing Opponent Standing in Turnbuckle)		
Light Front Turnbuckle Grapple***	⊙+Ⓐ (tap Ⓐ)	Shoulder Thrusts
Heavy Front Turnbuckle Grapple***	Ⓐ (hold)	Super Belly-to-Belly Suplex
Heavy Front Turnbuckle Grapple***	⊙+Ⓐ (hold Ⓐ)	Super W-Arm Suplex
Front Turnbuckle Grapple***	Ⓐ+Ⓑ while in Special State	Super Angle Slam

DESCRIPTION	COMMAND	MOVE NAME
Light Rear Turnbuckle Grapple'	Ⓐ (tap)	Face Slam to Pole
'(Behind Opponent Standing in Turnbuckle)		
Light Rear Turnbuckle Grapple'	⊙+Ⓐ (tap Ⓐ)	Shoulder Thrusts
Heavy Rear Turnbuckle Grapple'	Ⓐ (hold)	School Boy
Heavy Rear Turnbuckle Grapple'	⊙+Ⓐ (hold Ⓐ)	Sky-High Back Drop
Lower Turnbuckle Grapple (Facing Opponent Sitting in Turnbuckle)	Ⓐ	Stomping and Knee Trample
Front Top Turnbuckle Grapple (Facing Opponent on Top Turnbuckle)	Ⓐ	Superplex
Rear Top Turnbuckle Grapple (Behind Opponent on Top Turnbuckle)	Ⓐ	Super Back Drop
Light Grapple vs. Running Opponent	Ⓐ (tap)	Arm Drag
Light Grapple vs. Running Opponent	⊙+Ⓐ (tap Ⓐ)	Back Toss
Heavy Grapple vs. Running Opponent	Ⓐ (hold)	Flap Jack 01
Heavy Grapple vs. Running Opponent	⊙+Ⓐ (hold Ⓐ)	Front Suplex
Leap Frog (vs. Running Opponent)	Ⓐ	Turnbuckle Dodge 01
Running Grapple, Facing Standing Opponent	Ⓐ while running	Swinging Neck Breaker
Running Grapple, Behind Standing Opponent	⊙+Ⓐ while running	German Suplex
Reversal Attack, After Catching Opponent's Leg w/[R]	Ⓐ	Elbow Stomp
Reversal Attack, After Catching Opponent's Leg w/[R]	⊙+Ⓐ	Dragon Screw
Testing Power, After Countering Grapple w/[L]	Ⓐ	Test of Strength Flip
Grapple Opponent on Apron From Ring	Ⓐ	Suplex
Grapple Opponent in Ring From Apron	Ⓐ	Guillotine
Grapple Opponent Down in Ropes	Ⓐ	Rope Guillotine
Grapple Opponent at Edge of Surface (Cage Roof, etc.)	Ⓐ	Throw
Double Team, Facing Standing Opponent	Ⓐ (both players simultaneously)	Double Suplex
Double Team, Behind Standing Opponent	Ⓐ (both players simultaneously)	Double Back Drop
Double Team, Surrounding Opponent	Ⓐ (both players simultaneously)	Striking Combination
Double Team, vs. Running Opponent	Ⓐ (both players simultaneously)	Double Team Back Toss
Double Team, Facing Opponent in Turnbuckle	Ⓐ (both players simultaneously)	Double Throw
Double Team, Behind Opponent in Turnbuckle	Ⓐ (both players simultaneously)	Double Impact
Grapple Face-Up Opponent's Upper Body	Ⓐ near opponent's head	Sleeper Hold
Grapple Face-Up Opponent's Side	Ⓐ near opponent's midsection	Cross Arm Breaker
Grapple Face-Up Opponent's Lower Body	Ⓐ near opponent's legs	Side Leglock
Grapple Face-Down Opponent's Upper Body	Ⓐ near opponent's head	Headlock
Grapple Face-Down Opponent's Side	Ⓐ near opponent's midsection	Fujiwara Armbars
Grapple Face-Down Opponent's Lower Body	Ⓐ near opponent's legs	Knee Breaker
Grapple Face-Down Opponent's Lower Body	Ⓐ+Ⓑ while in Special State	Ankle Lock 01
Flying Attack to Standing Opponent	Ⓑ	Missile Dropkick
Flying Attack to Standing Opponent	⊙+Ⓑ	Flying Body Attack
Flying Attack to Downed Opponent	Ⓑ	Diving Elbow Drop 01
Flying Attack to Downed Opponent	⊙+Ⓑ	Diving Elbow Drop 01
Flying Attack	Ⓐ+Ⓑ while in Special State	Moonsault Splash 01
Attack Standing Opponent From Above	⊙ towards opponent + Ⓑ	Missile Dropkick
Attack Downed Opponent From Above	⊙ towards opponent + Ⓑ	Moonsault Splash 01
Run and Dive Through Ropes vs. Opponent Outside Ring	Ⓑ near ropes while running	Baseball Slide
Run and Dive Through Ropes vs. Opponent Outside Ring	⊙+Ⓑ near ropes while running	Diving Body Press 01
Standing Leap Over Ropes vs. Opponent Outside Ring	⊙ towards opponent + Ⓑ	Vaulting Body Press
Attack From Apron vs. Opponent Outside Ring	Ⓑ	Double Axe Handle
Taunt	↑ (on + Control Pad)	Kurt's Woo!
Taunt	↓ (on + Control Pad)	Stand Up!
Taunt	← (on + Control Pad)	Angle Taunt
Taunt	→ (on + Control Pad)	Angle Taunt
Special Taunt (Enter Special State)	Ⓐ+Ⓑ when you have a full Special Slot	Angry Angle
Taunt From Top of Turnbuckle	+ Control Pad	Taunt 01
Taunt From Apron	+ Control Pad	Clapping Hands 01
Taunt After Victory	Automatic	Taunt 06

# LANCE STORM™

## LANCE STORM™



## BIO

Lance Storm always asks if he could be serious for a moment. The truth is he's so good, he should only be taken seriously, and he wasted little time in proving it by capturing the Intercontinental Championship.

Throughout his career, Storm has expressed his Canadian pride, and makes it well known that he's from Calgary, Alberta, Canada! If he has his way, Storm will make it well known that he's one of the best in the world. And he'll be serious about it!

## SPECIAL MOVES



### STATS

HEIGHT	WEIGHT	FROM
5' 11"	240 lbs.	Calgary, Alberta, Canada


#### FAVORITE QUOTE

"If I could be serious for a moment..."

#### CAREER HIGHLIGHTS

WCW U.S. Champion; WCW Hardcore Champion; WCW Cruiserweight Champion; Intercontinental Champion; ECW Tag Team Champion; WWE World Tag Team Champion; ECW Tag Team Champion

**QUESTION:** In what legendary facility did Lance Storm receive his wrestling training? (Answer at bottom of page.)




ANSWER: Lance Storm was trained by Stu Hart in Calgary, Alberta's infamous Hart Family "Dungeon."

# LANCE STORM™'S MOVES

DESCRIPTION	COMMAND	MOVE NAME
Light Strike	Ⓑ (tap)	Punch-R
Light Strike	Ⓑ (tap)	Toe Kick 02
Combination Strike (2nd)	Ⓑ (repeatedly)	Punch-R
Combination Finish	Ⓑ after last Combination Strike	Full Swing Punch
Combination Finish	Ⓞ+Ⓑ after last Combination Strike	Sidekick 02
Heavy Strike	Ⓑ (hold)	Missile Dropkick
Heavy Strike	Ⓞ+Ⓑ (hold Ⓑ)	Sidekick 02
Strike Running Opponent	Ⓑ	Spinning Wheel Kick 01
Strike Running Opponent	Ⓞ+Ⓑ	Sidekick 02
Pull-Back Strike	Ⓑ after Irish Whipping opponent	Hammer Throw Shoulder Thrusts
Pull-Back Strike	Ⓞ+Ⓑ after Irish Whipping opponent	Hammer Throw Clothesline
Running Strike vs. Standing Opponent	Ⓑ while running	Clothesline-R
Running Strike vs. Standing Opponent	Ⓞ+Ⓑ while running	Missile Dropkick
Strike Opponent Standing in Turnbuckle	Ⓑ	Full-Swing Punch
Strike Opponent Down in Turnbuckle	Ⓑ	Stomp 01
Running Strike vs. Opponent Standing in Turnbuckle	Ⓑ while running	Back Elbow Strike
Running Strike vs. Opponent Down in Turnbuckle	Ⓑ while running	Running Knee Attack
Strike Face-Up Downed Opponent	Ⓑ	Stomp 01
Strike Face-Down Downed Opponent	Ⓑ	Stomp 01
Running Strike vs. Face-Up Downed Opponent	Ⓑ while running	Elbow Drop
Running Strike vs. Face-Down Downed Opponent	Ⓑ while running	Elbow Drop
Front Grappled Strike	Ⓑ during Front Grapple	Punch-L
Front Grappled Striking	↑+Ⓑ during Front Grapple	Sidekick 02
Front Grappled Striking	↓+Ⓑ during Front Grapple	Knee Lift-R
Front Grappled Striking	←+Ⓑ during Front Grapple	Elbow Smash-L
Front Grappled Striking	→+Ⓑ during Front Grapple	Elbow Smash-R
Light Front Grapple*	Ⓐ (tap)	Snapmare
*(Facing Standing Opponent)		
Light Front Grapple*	↑+Ⓐ (tap Ⓐ)	Suplex
Light Front Grapple*	↓+Ⓐ (tap Ⓐ)	Jaw Breaker 01
Light Front Grapple*	←+Ⓐ (tap Ⓐ)	Arm Drag
Light Front Grapple*	→+Ⓐ (tap Ⓐ)	Neck Breaker
Heavy Front Grapple*	Ⓐ (hold)	Headlock
Heavy Front Grapple*	↑+Ⓐ (hold Ⓐ)	Roll Throw
Heavy Front Grapple*	↓+Ⓐ (hold Ⓐ)	Manhattan Drop
Heavy Front Grapple*	←+Ⓐ (hold Ⓐ)	Orton Driver
Heavy Front Grapple*	→+Ⓐ (hold Ⓐ)	Russian Leg Sweep
Front Grapple*	Ⓐ+Ⓑ while in Special State	Super Kick
Rear Grappled Striking	Ⓑ during Rear Grapple	Punch-R
Rear Grappled Striking	↑+Ⓑ during Rear Grapple	Elbow Strike
Rear Grappled Striking	↓+Ⓑ during Rear Grapple	Missile Dropkick
Rear Grappled Striking	←+Ⓑ during Rear Grapple	Elbow Smash-L
Rear Grappled Striking	→+Ⓑ during Rear Grapple	Elbow Smash-R
Light Rear Grapple**	Ⓐ (tap)	Sleeper Hold
**(Behind Standing Opponent)		
Light Rear Grapple**	↑+Ⓐ (tap Ⓐ)	Back Drop
Light Rear Grapple**	↓+Ⓐ (tap Ⓐ)	Wrestling Lift
Light Rear Grapple**	←+Ⓐ (tap Ⓐ)	Shin Breaker
Light Rear Grapple**	→+Ⓐ (tap Ⓐ)	Pendulum Back Breaker
Heavy Rear Grapple**	Ⓐ (hold)	Abdominal Stretch
Heavy Rear Grapple**	↑+Ⓐ (hold Ⓐ)	German Suplex Pin
Heavy Rear Grapple**	↓+Ⓐ (hold Ⓐ)	School Boy
Heavy Rear Grapple**	←+Ⓐ (hold Ⓐ)	Russian Leg Sweep
Heavy Rear Grapple**	↓+Ⓐ (hold Ⓐ)	Side Slam
Rear Grapple**	Ⓐ+Ⓑ while in Special State	Back Drop Pin
Light Front Turnbuckle Grapple***	Ⓐ (tap)	Knee Strikes
*** (Facing Opponent Standing in Turnbuckle)		
Light Front Turnbuckle Grapple***	Ⓞ+Ⓐ (tap Ⓐ)	Shoulder Thrusts
Heavy Front Turnbuckle Grapple***	Ⓐ (hold)	Superplex
Heavy Front Turnbuckle Grapple***	Ⓞ+Ⓐ (hold Ⓐ)	Superplex
Light Rear Turnbuckle Grapple†	Ⓐ (tap)	Face Slam to Pole
† (Behind Opponent Standing in Turnbuckle)		

DESCRIPTION	COMMAND	MOVE NAME
Light Rear Turnbuckle Grapple†	Ⓞ+Ⓐ (tap Ⓐ)	Shoulder Thrusts
Heavy Rear Turnbuckle Grapple†	Ⓐ (hold)	School Boy
Heavy Rear Turnbuckle Grapple†	Ⓞ+Ⓐ (hold Ⓐ)	Sky-High Back Drop
Lower Turnbuckle Grapple (Facing Opponent Sitting in Turnbuckle)	Ⓐ	Stomping and Knee Trample
Front Top Turnbuckle Grapple (Facing Opponent on Top Turnbuckle)	Ⓐ	Superplex
Rear Top Turnbuckle Grapple (Behind Opponent on Top Turnbuckle)	Ⓐ	Tree of Woe Stomp
Light Grapple vs. Running Opponent	Ⓐ (tap)	Scissor Sweep
Light Grapple vs. Running Opponent	Ⓞ+Ⓐ (tap Ⓐ)	Arm Drag
Heavy Grapple vs. Running Opponent	Ⓐ (hold)	Jaw Breaker 01
Heavy Grapple vs. Running Opponent	Ⓞ+Ⓐ (hold Ⓐ)	Flap Jack 01
Leap Frog (vs. Running Opponent)	Ⓐ	Turnbuckle Dodge 01
Running Grapple, Facing Standing Opponent	Ⓐ while running	Head Scissor 01
Running Grapple, Behind Standing Opponent	Ⓞ+Ⓐ while running	School Boy
Reversal Attack, After Catching Opponent's Leg w/Ⓞ	Ⓐ	Elbow Stomp
Reversal Attack, After Catching Opponent's Leg w/Ⓞ	Ⓞ+Ⓐ	Elbow Stomp
Testing Power, After Countering Grapple w/Ⓞ	Ⓐ	Toe Kick
Grapple Opponent on Apron From Ring	Ⓐ	Suplex
Grapple Opponent in Ring From Apron	Ⓐ	Sunset Flip
Grapple Opponent Down in Ropes	Ⓐ	Rope Guillotine
Grapple Opponent at Edge of Surface (Cage Roof, etc.)	Ⓐ	Throw
Double Team, Facing Standing Opponent	Ⓐ (both players simultaneously)	Double Suplex
Double Team, Behind Standing Opponent	Ⓐ (both players simultaneously)	Double Back Drop
Double Team, Surrounding Opponent	Ⓐ (both players simultaneously)	Striking Combination
Double Team, vs. Running Opponent	Ⓐ (both players simultaneously)	Double-Team Back Toss
Double Team, Facing Opponent in Turnbuckle	Ⓐ (both players simultaneously)	Double Throw
Double Team, Behind Opponent in Turnbuckle	Ⓐ (both players simultaneously)	Double Impact
Grapple Face-Up Opponent's Upper Body	Ⓐ near opponent's head	Chin Lock
Grapple Face-Up Opponent's Side	Ⓐ near opponent's midsection	Guri Guri
Grapple Face-Up Opponent's Lower Body	Ⓐ near opponent's legs	Elbow Crush
Grapple Face-Up Opponent's Lower Body	Ⓐ+Ⓑ while in Special State	Sharpshooter
Grapple Face-Down Opponent's Upper Body	Ⓐ near opponent's head	Camel Clutch
Grapple Face-Down Opponent's Side	Ⓐ near opponent's midsection	Arm Wrench with Toe Kick
Grapple Face-Down Opponent's Lower Body	Ⓐ near opponent's legs	Knee Breaker
Grapple Face-Down Opponent's Lower Body	Ⓐ+Ⓑ while in Special State	Half Boston Crab
Flying Attack to Standing Opponent	Ⓑ	Missile Dropkick
Flying Attack to Standing Opponent	Ⓞ+Ⓑ	Diving Clothesline 02
Flying Attack to Downed Opponent	Ⓑ	Diving Body Splash
Flying Attack to Downed Opponent	Ⓞ+Ⓑ	Diving Body Splash
Attack Standing Opponent From Above	Ⓞ towards opponent + Ⓑ	Missile Dropkick
Attack Downed Opponent From Above	Ⓞ towards opponent + Ⓑ	Diving Body Splash
Run and Dive Through Ropes vs. Opponent Outside Ring	Ⓑ near ropes while running	Baseball Slide
Run and Dive Through Ropes vs. Opponent Outside Ring	Ⓞ+Ⓑ near ropes while running	Baseball Slide
Attack From Apron vs. Opponent Outside Ring	Ⓑ	Double Axe Handle
Apron Springboard Attack vs. Standing Opponent	Ⓞ towards opponent + Ⓑ	Clothesline
Apron Springboard Attack vs. Downed Opponent	Ⓞ towards opponent + Ⓑ	Slingshot Body Splash
Taunt	↑ (on + Control Pad)	Victory Sign 01
Taunt	↓ (on + Control Pad)	Victory Sign 01
Taunt	← (on + Control Pad)	Ready for Rock Bottom
Taunt	→ (on + Control Pad)	Ready for Rock Bottom
Special Taunt (Enter Special State)	Ⓐ+Ⓑ when you have a full Special Slot	Angry 01
Taunt From Top of Turnbuckle	+ Control Pad	Taunt 01
Taunt From Apron	+ Control Pad	Clapping Hands 01
Taunt After Victory	Automatic	Taunt 01

# LITA<sup>®</sup>



## BIO

This fiery redhead has proven time and again that she packs more than a sultry look. Both men and women have fallen victim to Lita's arsenal of moonsaults and hurracanranas.

Lita's career took off when she partnered with the Hardy Boyz, and has showed no signs of slowing down. And if things could get any hotter for Lita, she and Matt Hardy have become an item—and haven't been shy about showing their affection for each other!

Given her ability in the ring, combined with her stunning looks, Lita could easily get her hands on anything she wants in WWE.




### STATS

HEIGHT FROM  
5' 8" Sanford, NC

CAREER HIGHLIGHTS  
WWE Women's Champion

## SPECIAL MOVES



**QUESTION:** While rehabbing from neck surgery in 2002 and 2003, Lita started up a charitable organization called A.D.O.R.E. What does "A.D.O.R.E." stand for? (Answer at bottom of page.)




ANSWER: A.D.O.R.E. is a non-profit animal rescue foundation named after its founder, Amy Dumas (Lita's real name). It stands for "Amy Dumas Operation: Rescue and Education."

# LITA<sup>®</sup>'S MOVES

DESCRIPTION	COMMAND	MOVE NAME
Light Strike	(B) (tap)	Punch-R
Light Strike	(B) (tap)	Toe Kick 01
Combination Strike (2nd)	(B) (repeatedly)	Punch-R
Combination Strike (3rd)	(B) (repeatedly)	Punch-R
Combination Finish	(B) after last Combination Strike	Full-Swing Punch
Combination Finish	(B) + (B) after last Combination Strike	Jumping Clothesline
Heavy Strike	(B) (hold)	Hard Back Chop
Heavy Strike	(B) + (B) (hold (B))	Missile Dropkick
Strike Running Opponent	(B)	Missile Dropkick
Strike Running Opponent	(B) + (B)	Jumping Clothesline
Pull-Back Strike	(B) after Irish Whipping opponent	Hammer Throw Shoulder Thrusts
Pull-Back Strike	(B) + (B) after Irish Whipping opponent	Hammer Throw Clothesline
Running Strike vs. Standing Opponent	(B) while running	Missile Dropkick
Running Strike vs. Standing Opponent	(B) + (B) while running	Diving Clothesline 03
Strike Opponent Standing in Turnbuckle	(B)	Hard Back Chop
Strike Opponent Down in Turnbuckle	(B)	Stomp 01
Running Strike vs. Opponent Standing in Turnbuckle	(B) while running	Clothesline-R
Running Strike vs. Opponent Down in Turnbuckle	(B) while running	Gun Packet
Strike Face-Up Downed Opponent	(B)	Stomp 01
Strike Face-Down Downed Opponent	(B)	Toe Kick
Running Strike vs. Face-Up Downed Opponent	(B) while running	Elbow Drop
Running Strike vs. Face-Down Downed Opponent	(B) while running	Dropkick
Front Grappled Strike	(B) during Front Grapple	Punch-R
Front Grappled Striking	(B) + (B) during Front Grapple	Clothesline-R
Front Grappled Striking	(B) + (B) during Front Grapple	Dropkick to Breast
Front Grappled Striking	(B) + (B) during Front Grapple	Elbow Smash-L
Front Grappled Striking	(B) + (B) during Front Grapple	Elbow Smash-R
Light Front Grapple*	(A) (tap)	Arm Drag
*(Facing Standing Opponent)		
Light Front Grapple*	(B) + (A) (tap (A))	Headlock
Light Front Grapple*	(B) + (A) (tap (A))	Scoop Slam
Light Front Grapple*	(B) + (A) (tap (A))	Neck Breaker
Light Front Grapple*	(B) + (A) (tap (A))	Small Package
Heavy Front Grapple*	(A) (hold)	Jaw Breaker 02
Heavy Front Grapple*	(B) + (A) (hold (A))	Cat-Fight Throw
Heavy Front Grapple*	(B) + (A) (hold (A))	Hurricaneana™
Heavy Front Grapple*	(B) + (A) (hold (A))	Wrist Lock Suplex Pin
Heavy Front Grapple*	(B) + (A) (hold (A))	Russian Leg Sweep
Front Grapple*	(A) + (B) while in Special State	Twist of Fate
Rear Grappled Striking	(B) during Rear Grapple	Punch-R
Rear Grappled Striking	(B) + (B) during Rear Grapple	Elbow Strike for Backhead
Rear Grappled Striking	(B) + (B) during Rear Grapple	Elbow Strike
Rear Grappled Striking	(B) + (B) during Rear Grapple	Elbow Smash-L
Rear Grappled Striking	(B) + (B) during Rear Grapple	Elbow Smash-R
Light Rear Grapple**	(A) (tap)	Face Crusher 01
**(Behind Standing Opponent)		
Light Rear Grapple**	(B) + (A) (tap (A))	Abdominal Stretch
Light Rear Grapple**	(B) + (A) (tap (A))	School Boy
Light Rear Grapple**	(B) + (A) (tap (A))	Shin Breaker
Light Rear Grapple**	(B) + (A) (tap (A))	Falling Neck Breaker
Heavy Rear Grapple**	(A) (hold)	Reverse DDT
Heavy Rear Grapple**	(B) + (A) (hold (A))	Back Drop
Heavy Rear Grapple**	(B) + (A) (hold (A))	Hair-Pull Slam
Heavy Rear Grapple**	(B) + (A) (hold (A))	Japanese Rolling Clutch Pin
Heavy Rear Grapple**	(B) + (A) (hold (A))	Russian Leg Sweep
Rear Grapple**	(A) + (B) while in Special State	Spinout Powerbomb Pin 02
Light Front Turnbuckle Grapple***	(A) (tap)	10 Punches
*** (Facing Opponent Standing in Turnbuckle)		
Light Front Turnbuckle Grapple***	(B) + (A) (tap (A))	Shoulder Thrusts
Heavy Front Turnbuckle Grapple***	(A) (hold)	Pulling Leg Thrust
Heavy Front Turnbuckle Grapple***	(B) + (A) (hold (A))	Super Hurricaneana

DESCRIPTION	COMMAND	MOVE NAME
Light Rear Turnbuckle Grapple'	(A) (tap)	Face Slam to Pole
'(Behind Opponent Standing in Turnbuckle)		
Light Rear Turnbuckle Grapple'	(B) + (A) (tap (A))	Shoulder Thrusts
Heavy Rear Turnbuckle Grapple'	(A) (hold)	Sky-High Back Drop
Heavy Rear Turnbuckle Grapple'	(B) + (A) (hold (A))	Sky-High Back Drop
Lower Turnbuckle Grapple	(A)	Stomping and Knee Trample
(Facing Opponent Sitting in Turnbuckle)		
Front Top Turnbuckle Grapple	(A)	Super Hurricaneana
(Facing Opponent on Top Turnbuckle)		
Rear Top Turnbuckle Grapple	(A)	Tree of Woe Stomp
(Behind Opponent on Top Turnbuckle)		
Light Grapple vs. Running Opponent	(A) (tap)	Arm Drag
Light Grapple vs. Running Opponent	(B) + (A) (tap (A))	Hurricaneana 01
Heavy Grapple vs. Running Opponent	(A) (hold)	Flap Jack 01
Heavy Grapple vs. Running Opponent	(B) + (A) (hold (A))	Hurricaneana 02
Leap Frog (vs. Running Opponent)	(A)	Turnbuckle Dodge 02
Running Grapple, Facing Standing Opponent	(A) while running	Head Scissor 01
Running Grapple, Behind Standing Opponent	(B) + (A) while running	School Boy
Reversal Attack,	(A)	Push Down
After Catching Opponent's Leg w/(R)		
Reversal Attack,	(B) + (A)	Wheel Kick
After Catching Opponent's Leg w/(R)		
Testing Power,	(A)	Test of Strength Flip
After Countering Grapple w/(L)		
Grapple Opponent on Apron From Ring	(A)	Suplex
Grapple Opponent in Ring From Apron	(A)	Guillotine
Grapple Opponent Down in Ropes	(A)	Rope Guillotine
Grapple Opponent at Edge of Surface	(A)	Throw
(Cage Roof, etc.)		
Double Team, Facing Standing Opponent	(A) (both players simultaneously)	Double Flap Jack
Double Team, Behind Standing Opponent	(A) (both players simultaneously)	Double Team Knee Breaker
Double Team, Surrounding Opponent	(A) (both players simultaneously)	Leg-Drop Collaboration
Double Team, vs. Running Opponent	(A) (both players simultaneously)	Double Arm Drag
Double Team, Facing Opponent in Turnbuckle	(A) (both players simultaneously)	Double Throw
Double Team, Behind Opponent in Turnbuckle	(A) (both players simultaneously)	Double Impact
Grapple Face-Up Opponent's Upper Body	(A) near opponent's head	Head Pound
Grapple Face-Up Opponent's Side	(A) near opponent's midsection	Ground Punches
Grapple Face-Up Opponent's Lower Body	(A) near opponent's legs	Leg Drop to Groin
Grapple Face-Down Opponent's Upper Body	(A) near opponent's head	Headlock
Grapple Face-Down Opponent's Side	(A) near opponent's midsection	Arm Wrench with Toe Kick
Grapple Face-Down Opponent's Lower Body	(A) near opponent's legs	Knee Breaker
Flying Attack to Standing Opponent	(B)	Missile Dropkick
Flying Attack to Standing Opponent	(B) + (B)	Hurricaneana
Flying Attack to Downed Opponent	(B)	Diving Body Splash
Flying Attack to Downed Opponent	(B) + (B)	Diving Body Splash
Flying Attack	(A) + (B) while in Special State	Moonsault Splash 02
Attack Standing Opponent From Above	(B) towards opponent + (B)	Hurricaneana
Attack Downed Opponent From Above	(B) towards opponent + (B)	Moonsault Splash 02
Run and Dive Through Ropes vs. Opponent Outside Ring	(B) near ropes while running	Baseball Slide
Run and Dive Through Ropes vs. Opponent Outside Ring	(B) + (B) near ropes while running	Diving Body Press 01
Standing Leap Over Ropes vs. Opponent Outside Ring	(B) towards opponent + (B)	Vaulting Body Press
Attack From Apron vs. Opponent Outside Ring	(B)	Double Axe Handle
Taunt	(B) (on + Control Pad)	Lita Taunt
Taunt	(B) (on + Control Pad)	Lita Taunt
Taunt	(B) (on + Control Pad)	Lita Taunt
Taunt	(B) (on + Control Pad)	Lita Taunt
Special Taunt (Enter Special State)	(A) + (B) when you have a full Special Slot	Me, Baby! Me!
Taunt From Top of Turnbuckle	+ Control Pad	Taunt 01
Taunt From Apron	+ Control Pad	Clapping Hands 01
Taunt After Victory	Automatic	Taunt 13

# MATT HARDY™



## BIO

Matt Hardy compares his self-improvement philosophy of *Mattitude* to a sophisticated type of computer software. But to his detractors, the Cruiserweight titlist is a walking virus. An incredibly successful tag team performer, Matt has blossomed on his own, and will undoubtedly add to his already impressive resume. On *SmackDown!*, he has revealed a more brutal side to his personality, engaging in senseless confrontations and spouting comments that border on delusional. While few Superstars subscribe to *Mattitude*, Hardy has succeeded in influencing the young and impressionable Shannon Moore, frequently throwing him into battles beyond his capacity. Besides creating the "Mattributes" of *Mattitude*, Hardy recently added "best-selling author" to his list of impressive accomplishments, with the publication of the Hardy Boyz autobiography, *The Hardy Boyz: Exist 2 Inspire*.

## SPECIAL MOVES



Twist of Fate™



Splash Mountain Bomb Pin




Flashback™



Mattitude Guillotine Leg Drop

### STATS

HEIGHT	WEIGHT	FROM
6'2"	225 lbs.	Cameron, NC
FINISHING MOVE		
Twist of Fate		
CAREER HIGHLIGHTS		
European Champion; Hardcore Champion; WWE World Tag Team Champion; WCW Tag Team Champion; WWE Cruiserweight Champion		



**QUESTION:** When and where did Matt Hardy win his first WWE championship belt, and whom did he beat? (Answer at bottom of page.)

*Matt Hardy*™

ANSWER: As the Hardy Boyz, Matt and his brother Jeff beat the Acolytes (now Faarooq and Bradshaw of the APA) in Fayetteville, North Carolina on June 29, 1999 to win the WWE Tag Team Titles.


# MATT HARDY™'S MOVES

DESCRIPTION	COMMAND	MOVE NAME
Light Strike	Ⓑ (tap)	Punch-R
Light Strike	Ⓑ (tap)	Toe Kick 01
Combination Strike (2nd)	Ⓑ (repeatedly)	Punch-R
Combination Strike (3rd)	Ⓑ (repeatedly)	Punch-R
Combination Finish	Ⓑ after last Combination Strike	Spinning Knuckle
Combination Finish	Ⓞ+Ⓑ after last Combination Strike	Dropkick
Heavy Strike	Ⓑ (hold)	Full-Swing Punch
Heavy Strike	Ⓞ+Ⓑ (hold Ⓑ)	Dropkick
Strike Running Opponent	Ⓑ	Full-Swing Punch
Strike Running Opponent	Ⓞ+Ⓑ	Spinning Knuckle
Pull-Back Strike	Ⓑ after Irish Whipping opponent	Hammer Throw Shoulder Thrusts
Pull-Back Strike	Ⓞ+Ⓑ after Irish Whipping opponent	Hammer Throw Clothesline
Running Strike vs. Standing Opponent	Ⓑ while running	Back Elbow Strike
Running Strike vs. Standing Opponent	Ⓞ+Ⓑ while running	Dropkick
Strike Opponent Standing in Turnbuckle	Ⓑ	Full-Swing Punch
Strike Opponent Down in Turnbuckle	Ⓑ	Stomp 01
Running Strike vs. Opponent Standing in Turnbuckle	Ⓑ while running	Clothesline-R
Running Strike vs. Opponent Down in Turnbuckle	Ⓑ while running	Dropkick
Strike Face-Up Downed Opponent	Ⓑ	Stomp 01
Strike Face-Down Downed Opponent	Ⓑ	Stomp 01
Running Strike vs. Face-Up Downed Opponent	Ⓑ while running	Elbow Drop
Running Strike vs. Face-Down Downed Opponent	Ⓑ while running	Elbow Drop
Front Grappled Strike	Ⓑ during Front Grapple	Punch-R
Front Grappled Striking	↑+Ⓑ during Front Grapple	Eye Rake
Front Grappled Striking	↓+Ⓑ during Front Grapple	Headlock Smash
Front Grappled Striking	←+Ⓑ during Front Grapple	Elbow Smash-L
Front Grappled Striking	→+Ⓑ during Front Grapple	Elbow Smash-R
Light Front Grapple*	Ⓐ (tap)	Scoop Slam
*(Facing Standing Opponent)		
Light Front Grapple*	↑+Ⓐ (tap Ⓐ)	Snap Suplex
Light Front Grapple*	↓+Ⓐ (tap Ⓐ)	Jaw Breaker 01
Light Front Grapple*	←+Ⓐ (tap Ⓐ)	Arm Drag
Light Front Grapple*	→+Ⓐ (tap Ⓐ)	Russian Leg Sweep
Heavy Front Grapple*	Ⓐ (hold)	Headlock
Heavy Front Grapple*	↑+Ⓐ (hold Ⓐ)	Side Effect
Heavy Front Grapple*	↓+Ⓐ (hold Ⓐ)	DDT
Heavy Front Grapple*	←+Ⓐ (hold Ⓐ)	Small Package
Heavy Front Grapple*	→+Ⓐ (hold Ⓐ)	Side Suplex
Front Grapple*	Ⓐ+Ⓑ while in Special State	Twist of Fate
Front Grapple*	Ⓐ+Ⓑ while in Special State	Splash Mountain Bomb Pin
Rear Grappled Striking	Ⓑ during Rear Grapple	Punch-L
Rear Grappled Striking	↑+Ⓑ during Rear Grapple	Elbow Strike
Rear Grappled Striking	↓+Ⓑ during Rear Grapple	Back Rake
Rear Grappled Striking	←+Ⓑ during Rear Grapple	Elbow Smash-L
Rear Grappled Striking	→+Ⓑ during Rear Grapple	Elbow Smash-R
Light Rear Grapple**	Ⓐ (tap)	Sleeper Hold
**(Behind Standing Opponent)		
Light Rear Grapple**	↑+Ⓐ (tap Ⓐ)	Back Drop
Light Rear Grapple**	↓+Ⓐ (tap Ⓐ)	School Boy
Light Rear Grapple**	←+Ⓐ (tap Ⓐ)	Falling Neck Breaker
Light Rear Grapple**	→+Ⓐ (tap Ⓐ)	Take Down
Heavy Rear Grapple**	Ⓐ (hold)	Abdominal Stretch
Heavy Rear Grapple**	↑+Ⓐ (hold Ⓐ)	Japanese Rolling Clutch Pin
Heavy Rear Grapple**	↓+Ⓐ (hold Ⓐ)	Reverse DDT
Heavy Rear Grapple**	←+Ⓐ (hold Ⓐ)	Russian Leg Sweep
Heavy Rear Grapple**	↓+Ⓐ (hold Ⓐ)	Side Slam
Rear Grapple**	Ⓐ+Ⓑ while in Special State	Flashback
Light Front Turnbuckle Grapple***	Ⓐ (tap)	10 Punches
***(Facing Opponent Standing in Turnbuckle)		
Light Front Turnbuckle Grapple***	Ⓞ+Ⓐ (tap Ⓐ)	Shoulder Thrusts
Heavy Front Turnbuckle Grapple***	Ⓐ (hold)	Superplex
Heavy Front Turnbuckle Grapple***	Ⓞ+Ⓐ (hold Ⓐ)	Super Huracanrana

DESCRIPTION	COMMAND	MOVE NAME
Light Rear Turnbuckle Grapple'	Ⓐ (tap)	Face Slam to Pole
'(Behind Opponent Standing in Turnbuckle)		
Light Rear Turnbuckle Grapple'	Ⓞ+Ⓐ (tap Ⓐ)	School Boy
Heavy Rear Turnbuckle Grapple'	Ⓐ (hold)	Super Back Drop
Heavy Rear Turnbuckle Grapple'	Ⓞ+Ⓐ (hold Ⓐ)	Super Back Drop
Lower Turnbuckle Grapple	Ⓐ	Stomping and Knee Trample
(Facing Opponent Sitting in Turnbuckle)		
Front Top Turnbuckle Grapple	Ⓐ	Throw
(Facing Opponent on Top Turnbuckle)		
Rear Top Turnbuckle Grapple	Ⓐ	Drop to Outside
(Behind Opponent on Top Turnbuckle)		
Light Grapple vs. Running Opponent	Ⓐ (tap)	Monkey Toss
Light Grapple vs. Running Opponent	Ⓞ+Ⓐ (tap Ⓐ)	Back Toss
Heavy Grapple vs. Running Opponent	Ⓐ (hold)	Flap Jack 01
Heavy Grapple vs. Running Opponent	Ⓞ+Ⓐ (hold Ⓐ)	Side Effect
Leap Frog (vs. Running Opponent)	Ⓐ	Turnbuckle Dodge 01
Running Grapple, Facing Standing Opponent	Ⓐ while running	Swinging DDT
Running Grapple, Behind Standing Opponent	Ⓞ+Ⓐ while running	School Boy
Reversal Attack,	Ⓐ	Elbow Stomp
After Catching Opponent's Leg w/[R]		
Reversal Attack,	Ⓞ+Ⓐ	Elbow Stomp
After Catching Opponent's Leg w/[R]		
Testing Power,	Ⓐ	Toe Kick
After Countering Grapple w/[L]		
Grapple Opponent on Apron From Ring	Ⓐ	Suplex
Grapple Opponent in Ring From Apron	Ⓐ	Guillotine
Grapple Opponent Down in Ropes	Ⓐ	Rope Guillotine
Grapple Opponent at Edge of Surface	Ⓐ	Throw
(Cage Roof, etc.)		
Double Team, Facing Standing Opponent	Ⓐ (both players simultaneously)	Double Suplex
Double Team, Behind Standing Opponent	Ⓐ (both players simultaneously)	Double Team Knee Breaker
Double Team, Surrounding Opponent	Ⓐ (both players simultaneously)	Leg Drop Collaboration
Double Team, vs. Running Opponent	Ⓐ (both players simultaneously)	Double Arm Drag
Double Team, Facing Opponent in Turnbuckle	Ⓐ (both players simultaneously)	Double Throw
Double Team, Behind Opponent in Turnbuckle	Ⓐ (both players simultaneously)	Neck Breaker Bomb
Grapple Face-Up Opponent's Upper Body	Ⓐ near opponent's head	Chin Lock
Grapple Face-Up Opponent's Side	Ⓐ near opponent's midsection	Knee Smash
Grapple Face-Up Opponent's Lower Body	Ⓐ near opponent's legs	Kick to Hamstring
Grapple Face-Down Opponent's Upper Body	Ⓐ near opponent's head	Headlock
Grapple Face-Down Opponent's Side	Ⓐ near opponent's midsection	Arm Wrench with Toe Kick
Grapple Face-Down Opponent's Lower Body	Ⓐ near opponent's legs	Knee Breaker
Flying Attack to Standing Opponent	Ⓑ	Double Axe Handle
Flying Attack to Standing Opponent	Ⓞ+Ⓑ	Double Axe Handle
Flying Attack to Downed Opponent	Ⓑ	Diving Elbow Drop 01
Flying Attack to Downed Opponent	Ⓞ+Ⓑ	Moonsault Splash 02
Flying Attack	Ⓐ+Ⓑ while in Special State	Mattitude Guillotine Leg Drop
Attack Standing Opponent From Above	Ⓞ towards opponent + Ⓑ	Double Axe Handle
Attack Downed Opponent From Above	Ⓞ towards opponent + Ⓑ	Diving Elbow Drop 01
Run and Dive Through Ropes vs. Opponent Outside Ring	Ⓑ near ropes while running	Baseball Slide
Run and Dive Through Ropes vs. Opponent Outside Ring	Ⓞ+Ⓑ near ropes while running	Baseball Slide
Standing Leap Over Ropes vs. Opponent Outside Ring	Ⓞ towards opponent + Ⓑ	Vaulting Body Press
Attack From Apron vs. Opponent Outside Ring	Ⓑ	Double Axe Handle
Taunt	↑ (on + Control Pad)	Mattitude ver. 1.0
Taunt	↓ (on + Control Pad)	Mattitude ver. 1.0
Taunt	← (on + Control Pad)	Mattitude ver. 1.0
Taunt	→ (on + Control Pad)	Mattitude ver. 1.0
Special Taunt (Enter Special State)	Ⓐ+Ⓑ when you have a full Special Slot	Me, Baby! Me!
Taunt From Top of Turnbuckle	+ Control Pad	Taunt 01
Taunt From Apron	+ Control Pad	Clapping Hands 01
Taunt After Victory	Automatic	Taunt 12



# RANDY ORTON™



## BIO

Randy Orton's arrival in WWE was seemingly inevitable. After all, he was practically raised in the business that both his father and grandfather excelled in.

But Randy Orton doesn't want his family name to bring him success in WWE. He's eager to prove that his in-ring abilities alone can get him to the top. He's quick, agile, technically sound, and as female fans will tell you, he has the looks to make an impact on sports-entertainment.


Savvy about the business, Orton has found himself mentors Ric Flair and Triple H in the newly formed faction Evolution. With these two ring legends guiding him, loof for great things in store for Randy Orton.



### STATS

HEIGHT	WEIGHT	FROM
6' 4"	245 lbs.	St. Louis, MO

## SPECIAL MOVES



Diamond Cutter™

German Suplex Pin

**QUESTION:** Randy Orton, like The Rock, is a third-generation wrestler. Who were his father and grandfather? (Answer at bottom of page.)



ANSWER: Randy Orton's father was "Cowboy" Bob Orton, and his grandfather was Bob Orton, Sr.

# RANDY ORTON™'S MOVES

DESCRIPTION	COMMAND	MOVE NAME
Light Strike	Ⓑ (tap)	Punch-R
Light Strike	Ⓑ (tap)	Toe Kick 01
Combination Strike (2nd)	Ⓑ (repeatedly)	Punch-R
Combination Strike (3rd)	Ⓑ (repeatedly)	Punch-R
Combination Finish	Ⓑ after last Combination Strike	Full-Swing Punch
Combination Finish	Ⓞ+Ⓑ after last Combination Strike	Missile Dropkick
Heavy Strike	Ⓑ (hold)	Full-Swing Punch
Heavy Strike	Ⓞ+Ⓑ (hold Ⓑ)	Missile Dropkick
Strike Running Opponent	Ⓑ	Back Elbow Strike
Strike Running Opponent	Ⓞ+Ⓑ	Clothesline-R
Pull-Back Strike	Ⓑ after Irish Whipping opponent	Hammer Throw Shoulder Thrusts
Pull-Back Strike	Ⓞ+Ⓑ after Irish Whipping opponent	Hammer Throw Clothesline
Running Strike vs. Standing Opponent	Ⓑ while running	Shoulder Block
Running Strike vs. Standing Opponent	Ⓞ+Ⓑ while running	Missile Dropkick
Strike Opponent Standing in Turnbuckle	Ⓑ	Full-Swing Punch
Strike Opponent Down in Turnbuckle	Ⓑ	Stomp 01
Running Strike vs. Opponent Standing in Turnbuckle	Ⓑ while running	Missile Dropkick
Running Strike vs. Opponent Down in Turnbuckle	Ⓑ while running	Stomp 01
Strike Face-Up Downed Opponent	Ⓑ	Stomp 01
Strike Face-Down Downed Opponent	Ⓑ	Stomp 01
Running Strike vs. Face-Up Downed Opponent	Ⓑ while running	Elbow Drop
Running Strike vs. Face-Down Downed Opponent	Ⓑ while running	Toe Kick
Front Grappled Strike	Ⓑ during Front Grapple	Punch-L
Front Grappled Striking	↑+Ⓑ during Front Grapple	Eye Rake
Front Grappled Striking	↓+Ⓑ during Front Grapple	Heavy Knee Lift
Front Grappled Striking	←+Ⓑ during Front Grapple	Elbow Smash-L
Front Grappled Striking	→+Ⓑ during Front Grapple	Elbow Smash-R
Light Front Grapple*	Ⓐ (tap)	Scoop Slam
*(Facing Standing Opponent)		
Light Front Grapple*	↑+Ⓐ (tap Ⓐ)	Snap Suplex
Light Front Grapple*	↓+Ⓐ (tap Ⓐ)	Tiger Spin
Light Front Grapple*	←+Ⓐ (tap Ⓐ)	Small Package
Light Front Grapple*	→+Ⓐ (tap Ⓐ)	Arm Drag
Heavy Front Grapple*	Ⓐ (hold)	DDT
Heavy Front Grapple*	↑+Ⓐ (hold Ⓐ)	Double Arm Suplex
Heavy Front Grapple*	↓+Ⓐ (hold Ⓐ)	Pile Driver
Heavy Front Grapple*	←+Ⓐ (hold Ⓐ)	Orton Driver
Heavy Front Grapple*	→+Ⓐ (hold Ⓐ)	Fujiwara Armbars
Front Grapple*	Ⓐ+Ⓑ while in Special State	Diamond Cutter™
Rear Grappled Striking	Ⓑ during Rear Grapple	Punch-R
Rear Grappled Striking	↑+Ⓑ during Rear Grapple	Clothesline-R
Rear Grappled Striking	↓+Ⓑ during Rear Grapple	Sledgehammer
Rear Grappled Striking	←+Ⓑ during Rear Grapple	Elbow Smash-L
Rear Grappled Striking	→+Ⓑ during Rear Grapple	Elbow Smash-R
Light Rear Grapple**	Ⓐ (tap)	Sleeper Hold
**(Behind Standing Opponent)		
Light Rear Grapple**	↑+Ⓐ (tap Ⓐ)	Back Drop
Light Rear Grapple**	↓+Ⓐ (tap Ⓐ)	Take Down
Light Rear Grapple**	←+Ⓐ (tap Ⓐ)	Shin Breaker
Light Rear Grapple**	→+Ⓐ (tap Ⓐ)	Falling Neck Breaker
Heavy Rear Grapple**	Ⓐ (hold)	Abdominal Stretch
Heavy Rear Grapple**	↑+Ⓐ (hold Ⓐ)	Atomic Drop
Heavy Rear Grapple**	↓+Ⓐ (hold Ⓐ)	School Boy
Heavy Rear Grapple**	←+Ⓐ (hold Ⓐ)	Side Slam
Heavy Rear Grapple**	↓+Ⓐ (hold Ⓐ)	Russian Leg Sweep
Rear Grapple**	Ⓐ+Ⓑ while in Special State	German Suplex Pin
Light Front Turnbuckle Grapple***	Ⓐ (tap)	10 Punches
*** (Facing Opponent Standing in Turnbuckle)		
Light Front Turnbuckle Grapple***	Ⓞ+Ⓐ (tap Ⓐ)	Shoulder Thrusts
Heavy Front Turnbuckle Grapple***	Ⓐ (hold)	Knee Strikes

DESCRIPTION	COMMAND	MOVE NAME
Heavy Front Turnbuckle Grapple***	Ⓞ+Ⓐ (hold Ⓐ)	Superplex
Light Rear Turnbuckle Grapple'	Ⓐ (tap)	Face Slam to Pole
'(Behind Opponent Standing in Turnbuckle)		
Light Rear Turnbuckle Grapple'	Ⓞ+Ⓐ (tap Ⓐ)	Shoulder Thrusts
Heavy Rear Turnbuckle Grapple'	Ⓐ (hold)	School Boy
Heavy Rear Turnbuckle Grapple'	Ⓞ+Ⓐ (hold Ⓐ)	Sky-High Back Drop
Lower Turnbuckle Grapple (Facing Opponent Sitting in Turnbuckle)	Ⓐ	Stomping and Knee Trample
Front Top Turnbuckle Grapple (Facing Opponent on Top Turnbuckle)	Ⓐ	Throw
Rear Top Turnbuckle Grapple (Behind Opponent on Top Turnbuckle)	Ⓐ	Tree of Woe Stomp
Light Grapple vs. Running Opponent	Ⓐ (tap)	Scissor Sweep
Light Grapple vs. Running Opponent	Ⓞ+Ⓐ (tap Ⓐ)	Arm Drag
Heavy Grapple vs. Running Opponent	Ⓐ (hold)	Back Toss
Heavy Grapple vs. Running Opponent	Ⓞ+Ⓐ (hold Ⓐ)	Flap Jack 01
Leap Frog (vs. Running Opponent)	Ⓐ	Turnbuckle Dodge 02
Running Grapple, Facing Standing Opponent	Ⓐ while running	Swinging Neck Breaker
Running Grapple, Behind Standing Opponent	Ⓞ+Ⓐ while running	School Boy
Reversal Attack, After Catching Opponent's Leg w/Ⓡ	Ⓐ	Elbow Stomp
Reversal Attack, After Catching Opponent's Leg w/Ⓡ	Ⓞ+Ⓐ	Elbow Stomp
Testing Power, After Countering Grapple w/Ⓛ	Ⓐ	Toe Kick
Grapple Opponent on Apron From Ring	Ⓐ	Throw into Inside
Grapple Opponent in Ring From Apron	Ⓐ	Guillotine
Grapple Opponent Down in Ropes	Ⓐ	Rope Guillotine
Grapple Opponent at Edge of Surface (Cage Roof, etc.)	Ⓐ	Throw
Double Team, Facing Standing Opponent	Ⓐ (both players simultaneously)	Double Flap Jack
Double Team, Behind Standing Opponent	Ⓐ (both players simultaneously)	Double-Team Knee Breaker
Double Team, Surrounding Opponent	Ⓐ (both players simultaneously)	Striking Combination
Double Team, vs. Running Opponent	Ⓐ (both players simultaneously)	Double-Team Back Toss
Double Team, Facing Opponent in Turnbuckle	Ⓐ (both players simultaneously)	Double Throw
Double Team, Behind Opponent in Turnbuckle	Ⓐ (both players simultaneously)	Double Impact
Grapple Face-Up Opponent's Upper Body	Ⓐ near opponent's head	Mounted Punches
Grapple Face-Up Opponent's Side	Ⓐ near opponent's midsection	Knee Smash
Grapple Face-Up Opponent's Lower Body	Ⓐ near opponent's legs	Kick to Hamstring
Grapple Face-Down Opponent's Upper Body	Ⓐ near opponent's head	Headlock
Grapple Face-Down Opponent's Side	Ⓐ near opponent's midsection	Arm Wrench with Toe Kick
Grapple Face-Down Opponent's Lower Body	Ⓐ near opponent's legs	Knee Breaker
Flying Attack to Standing Opponent	Ⓑ	Missile Dropkick
Flying Attack to Standing Opponent	Ⓞ+Ⓑ	Flying Body Attack
Flying Attack to Downed Opponent	Ⓑ	Diving Body Splash
Flying Attack to Downed Opponent	Ⓞ+Ⓑ	Diving Body Splash
Attack Standing Opponent From Above	Ⓞ towards opponent + Ⓑ	Flying Body Attack
Attack Downed Opponent From Above	Ⓞ towards opponent + Ⓑ	Diving Body Splash
Run and Dive Through Ropes vs. Opponent Outside Ring	Ⓑ near ropes while running	Baseball Slide
Run and Dive Through Ropes vs. Opponent Outside Ring	Ⓞ+Ⓑ near ropes while running	Baseball Slide
Attack From Apron vs. Opponent Outside Ring	Ⓑ	Double Axe Handle
Taunt	↑ (on + Control Pad)	Evolution
Taunt	↓ (on + Control Pad)	Evolution
Taunt	← (on + Control Pad)	Evolution
Taunt	→ (on + Control Pad)	Evolution
Special Taunt (Enter Special State)	Ⓐ+Ⓑ when you have a full Special Slot	Angry 01
Taunt From Top of Turnbuckle	+ Control Pad	Taunt 01
Taunt From Apron	+ Control Pad	Clapping Hands 01
Taunt After Victory	Automatic	Taunt 55

# REY MYSTERIO™



## BIO

No other cruiserweight in the world carries the kind of reputation that Rey Mysterio does. A phenomenon who has competed all over the world, he is one of the very few competitors in sports-entertainment history who can claim to have literally changed the game.

His innovative high-flying maneuvers and lightning-fast style helped open the doors to lighter weight wrestlers over the course of the 1990s. Originally a star in Mexico, he has plied his trade everywhere from Japan to ECW to WCW. Now, finally, he has made his way to WWE, once again wearing the mask that helped make him a legend.

The WWE cruiserweight division looks to be heating up more than ever before. When all is said and done, Rey Mysterio's name could be placed among the all-time greats.

## SPECIAL MOVES



### STATS

HEIGHT	WEIGHT	FROM
5'6"	165 lbs.	San Diego, CA

FINISHING MOVE  
Top-Rope Huracanrana

CAREER HIGHLIGHTS  
WCW Cruiserweight Champion; WCW World Tag Team Champion; WCW World Cruiserweight Tag Team Champion

**QUESTION:** Who did Rey Mysterio beat in his WWE debut?  
(Answer at bottom of page.)

*Rey Mysterio*

ANSWER: Rey beat Chavo Guerrero in his first WWE match.


# REY MYSTERIO™'S MOVES

DESCRIPTION	COMMAND	MOVE NAME
Light Strike	Ⓑ (tap)	Punch-R
Light Strike	Ⓑ (tap)	Toe Kick 01
Combination Strike (2nd)	Ⓑ (repeatedly)	Punch-R
Combination Finish	Ⓑ after last Combination Strike	Missile Dropkick
Combination Finish	Ⓞ+Ⓑ after last Combination Strike	Spinning Wheel Kick 01
Heavy Strike	Ⓑ (hold)	Missile Dropkick
Heavy Strike	Ⓞ+Ⓑ (hold Ⓑ)	Spinning Wheel Kick 01
Strike Running Opponent	Ⓑ	Dropkick to Knee 01
Strike Running Opponent	Ⓞ+Ⓑ	Spinning Wheel Kick 01
Pull-Back Strike	Ⓑ after Irish Whipping opponent	Hammer Throw Shoulder Thrusts
Pull-Back Strike	Ⓞ+Ⓑ after Irish Whipping opponent	Hammer Throw Clothesline
Running Strike vs. Standing Opponent	Ⓑ while running	Missile Dropkick
Running Strike vs. Standing Opponent	Ⓞ+Ⓑ while running	Flying Body Press
Strike Opponent Standing in Turnbuckle	Ⓑ	Missile Dropkick
Strike Opponent Down in Turnbuckle	Ⓑ	Stomp 01
Running Strike vs. Opponent Standing in Turnbuckle	Ⓑ while running	Dropkick
Running Strike vs. Opponent Down in Turnbuckle	Ⓑ while running	Bronco Buster
Strike Face-Up Downed Opponent	Ⓑ	Stomp 01
Strike Face-Down Downed Opponent	Ⓑ	Stomp 01
Running Strike vs. Face-Up Downed Opponent	Ⓑ while running	Guillotine Leg Drop
Running Strike vs. Face-Down Downed Opponent	Ⓑ while running	Dropkick
Front Grappled Striking	Ⓑ during Front Grapple	Punch-R
Front Grappled Striking	↑+Ⓑ during Front Grapple	Headlock Smash
Front Grappled Striking	↓+Ⓑ during Front Grapple	Dropkick to Breast
Front Grappled Striking	←+Ⓑ during Front Grapple	Elbow Smash-L
Front Grappled Striking	→+Ⓑ during Front Grapple	Elbow Smash-R
Light Front Grapple* *(Facing Standing Opponent)	Ⓐ (tap)	Snapmare
Light Front Grapple*	↑+Ⓐ (tap Ⓐ)	Headlock
Light Front Grapple*	↓+Ⓐ (tap Ⓐ)	Jaw Breaker 01
Light Front Grapple*	←+Ⓐ (tap Ⓐ)	Small Package
Light Front Grapple*	→+Ⓐ (tap Ⓐ)	Arm Drag
Heavy Front Grapple*	Ⓐ (hold)	DDT
Heavy Front Grapple*	↑+Ⓐ (hold Ⓐ)	Back Body Drop
Heavy Front Grapple*	↓+Ⓐ (hold Ⓐ)	Hurricane
Heavy Front Grapple*	←+Ⓐ (hold Ⓐ)	Neck Breaker
Heavy Front Grapple*	→+Ⓐ (hold Ⓐ)	Russian Leg Sweep
Front Grapple*	Ⓐ+Ⓑ while in Special State	X-Factor
Rear Grappled Striking	Ⓑ during Rear Grapple	Punch-R
Rear Grappled Striking	↑+Ⓑ during Rear Grapple	Spinning Wheel Kick 01
Rear Grappled Striking	↓+Ⓑ during Rear Grapple	Dropkick
Rear Grappled Striking	←+Ⓑ during Rear Grapple	Elbow Smash-L
Rear Grappled Striking	→+Ⓑ during Rear Grapple	Elbow Smash-R
Light Rear Grapple**	Ⓐ (tap)	Face Crusher 01
Light Rear Grapple**	↑+Ⓐ (tap Ⓐ)	Japanese Rolling Clutch Pin
Light Rear Grapple**	↓+Ⓐ (tap Ⓐ)	Take Down
Light Rear Grapple**	←+Ⓐ (tap Ⓐ)	Backslide Pin
Light Rear Grapple**	→+Ⓐ (tap Ⓐ)	Falling Neck Breaker
Heavy Rear Grapple**	Ⓐ (hold)	Grapevine Choke
Heavy Rear Grapple**	↑+Ⓐ (hold Ⓐ)	High Angle Rolling Clutch Pin
Heavy Rear Grapple**	↓+Ⓐ (hold Ⓐ)	School Boy
Heavy Rear Grapple**	←+Ⓐ (hold Ⓐ)	Russian Leg Sweep
Heavy Rear Grapple**	↓+Ⓐ (hold Ⓐ)	Wrestling Lift
Rear Grapple**	Ⓐ+Ⓑ while in Special State	Mysteriorana
Light Front Turnbuckle Grapple***	Ⓐ (tap)	10 Punches
Light Front Turnbuckle Grapple***	Ⓞ+Ⓐ (tap Ⓐ)	Shoulder Thrusts
Heavy Front Turnbuckle Grapple***	Ⓐ (hold)	Pulling Leg Thrust
Heavy Front Turnbuckle Grapple***	Ⓞ+Ⓐ (hold Ⓐ)	Super Hurricane
Light Rear Turnbuckle Grapple'	Ⓐ (tap)	Face Slam to Pole
Light Rear Turnbuckle Grapple'	Ⓞ+Ⓐ (tap Ⓐ)	Shoulder Thrusts
Heavy Rear Turnbuckle Grapple'	Ⓐ (hold)	Sky-High Back Drop
Heavy Rear Turnbuckle Grapple'	Ⓞ+Ⓐ (hold Ⓐ)	Sky-High Back Drop

DESCRIPTION	COMMAND	MOVE NAME
Lower Turnbuckle Grapple (Facing Opponent Sitting in Turnbuckle)	Ⓐ	Stomping and Knee Trample
Front Top Turnbuckle Grapple (Facing Opponent on Top Turnbuckle)	Ⓐ	Super Hurricane
Rear Top Turnbuckle Grapple (Behind Opponent on Top Turnbuckle)	Ⓐ	Tree of Woe Stomp
Light Grapple vs. Running Opponent	Ⓐ (tap)	Scissor Sweep
Light Grapple vs. Running Opponent	Ⓞ+Ⓐ (tap Ⓐ)	Arm Drag
Heavy Grapple vs. Running Opponent	Ⓐ (hold)	Hurricane 02
Heavy Grapple vs. Running Opponent	Ⓞ+Ⓐ (hold Ⓐ)	Hurricane 01
Leap Frog (Vs. Running Opponent)	Ⓐ	Turnbuckle Dodge 02
Running Grapple, Facing Standing Opponent	Ⓐ while running	Head Scissor 01
Running Grapple, Behind Standing Opponent	Ⓞ+Ⓐ while running	Face Crusher
Reversal Attack, After Catching Opponent's Leg w/Ⓡ	Ⓐ	Elbow Stomp
Reversal Attack, After Catching Opponent's Leg w/Ⓡ	Ⓞ+Ⓐ	Push Down
Testing Power, After Countering Grapple w/Ⓛ	Ⓐ	Toe Kick
Grapple Opponent on Apron From Ring	Ⓐ	Throw into Inside
Grapple Opponent in Ring From Apron	Ⓐ	Sunset Flip
Grapple Opponent Down in Ropes	Ⓐ	Rope Guillotine
Grapple Opponent at Edge of Surface (Cage Roof, etc.)	Ⓐ	Throw
Double Team, Facing Standing Opponent	Ⓐ (both players simultaneously)	Double Flap Jack
Double Team, Behind Standing Opponent	Ⓐ (both players simultaneously)	Double Team Knee Breaker
Double Team, Surrounding Opponent	Ⓐ (both players simultaneously)	Striking Combination
Double Team, Vs. Running Opponent	Ⓐ (both players simultaneously)	Double-Team Scissor Sweep
Double Team, Facing Opponent in Turnbuckle	Ⓐ (both players simultaneously)	Double Throw
Double Team, Behind Opponent in Turnbuckle	Ⓐ (both players simultaneously)	Double Impact
Grapple Face-Up Opponent's Upper Body	Ⓐ near opponent's head	Chin Lock
Grapple Face-Up Opponent's Side	Ⓐ near opponent's midsection	Ground Punches
Grapple Face-Up Opponent's Lower Body	Ⓐ near opponent's legs	Kick to Hamstring
Grapple Face-Down Opponent's Upper Body	Ⓐ near opponent's head	Headlock
Grapple Face-Down Opponent's Side	Ⓐ near opponent's midsection	Mahirost Cradle
Grapple Face-Down Opponent's Lower Body	Ⓐ near opponent's legs	Knee Breaker
Flying Attack to Standing Opponent	Ⓑ	Flying Body Attack
Flying Attack to Standing Opponent	Ⓞ+Ⓑ	Hurricane
Flying Attack to Downed Opponent	Ⓑ	Dividing Body Splash
Flying Attack to Downed Opponent	Ⓞ+Ⓑ	Dividing Body Splash
Flying Attack	Ⓐ+Ⓑ while in Special State	Dragonrana
Attack Standing Opponent From Above	Ⓞ towards opponent + Ⓑ	Hurricane
Attack Downed Opponent From Above	Ⓞ towards opponent + Ⓑ	Dividing Body Splash
Run and Dive Through Ropes vs. Opponent Outside Ring	Ⓑ near ropes while running	Dividing Body Press 01
Run and Dive Through Ropes vs. Opponent Outside Ring	Ⓞ+Ⓑ near ropes while running	Flip Attack
Standing Leap Over Ropes vs. Opponent Outside Ring	Ⓞ towards opponent + Ⓑ	Cork Screw Tote
Springboard From Ropes vs. Opponent Inside Ring	Ⓞ towards center of ring + Ⓑ near ropes while running	"619"
Springboard From Ropes vs. Opponent Inside Ring	Ⓞ towards center of ring + Ⓐ+Ⓑ near ropes while running in Special State	"619"
Attack From Apron vs. Opponent Outside Ring	Ⓑ	Asai Moonsault
Apron Springboard Attack vs. Standing Opponent	Ⓞ towards opponent + Ⓑ	West Coast Pop
Apron Springboard Attack vs. Downed Opponent	Ⓞ towards opponent + Ⓑ	Slingshot Body Splash
Taunt	↑ (on + Control Pad)	Drum Roll Point
Taunt	↓ (on + Control Pad)	Drum Roll Point
Taunt	← (on + Control Pad)	Come on! 01
Taunt	→ (on + Control Pad)	Come on! 01
Special Taunt (Enter Special State)	Ⓐ+Ⓑ when you have a full Special Slot	Scream
Taunt From Top of Turnbuckle	+ Control Pad	Taunt 01
Taunt From Apron	+ Control Pad	Guts Pose
Taunt After Victory	Automatic	Taunt 42

# RIC FLAIR<sup>®</sup> BIO

Ric Flair is perhaps the most incredible performer the sports-entertainment industry has ever seen. Over his legendary 25-year career, the "Nature Boy" has been one of the most decorated Superstars of all time, having held the NWA/WCW title on 14 occasions, and the WWE Championship on two occasions. He is also a multi-time U.S. and Tag Team Champion. Besides being one of the most accomplished in-ring performers of our time, Flair is also a star outside the squared circle. The "Nature Boy" likes to call himself a "limousine-ridin', lear jet-flyin', kiss-stealin', wheelin'-dealin' son of a gun, who's kissed all the girls and made them cry!" Indeed, Flair's charisma and energy have made him a favorite of fans from coast to coast, and especially in his hometown of Charlotte, North Carolina. During Flair's first tenure in this organization (from 1991 to 1993), he strutted around with the WCW title, calling himself the "Real WWE Champion." In 1992, he staged perhaps the greatest performance in *Royal Rumble* history, capturing the vacant World Championship by lasting over an hour in the *Rumble* event. After losing the title to Randy Savage in the main event of *WrestleMania VIII*, Flair regained the title in late August 1992, and then lost the championship to Bret Hart the following month. Now, "Naitch" is back, and he is grooming the next generation of Superstars by serving as mentor to Triple H and Randy Orton in *Evolution*.



## STATS

HEIGHT	WEIGHT	FROM
6' 1"	243 lbs.	Charlotte, NC
FAVORITE QUOTE		
"Wooooooo!"		
FINISHING MOVE		
Figure-Four Leglock		
CAREER HIGHLIGHTS		
WCW Champion, WWE Champion, WCW U.S. Champion, WCW Tag Team Champion, 1992 <i>Royal Rumble</i> winner		

## SPECIAL MOVES



**QUESTION: Ric Flair is a 16-time World Champion. Can you name all 11 wrestlers he beat for his various world titles? (Answer at bottom of page.)**



**ANSWER: Ric Flair defeated Dusty Rhodes (twice), Harley Race, Kerry Von Erch (twice), Ronnie Garvin, Ricky "The Dragon" Steamboat, Sting, Randy Savage (twice), Barry Windham, Vader, Hulk Hogan, and Jeff Jarrett. He also won the 1992 *Royal Rumble* to win the WWE Title.**

# RIC FLAIR®'S MOVES

DESCRIPTION	COMMAND	MOVE NAME
Light Strike	Ⓑ (tap)	Back Chop
Light Strike	Ⓑ (tap)	Punch-R
Combination Strike (2nd)	Ⓑ (repeatedly)	Back Chop
Combination Strike (3rd)	Ⓑ (repeatedly)	Back Chop
Combination Finish	Ⓑ after last Combination Strike	Hard Back Chop
Combination Finish	Ⓞ+Ⓑ after last Combination Strike	Low Blow
Heavy Strike	Ⓑ (hold)	Hard Back Chop
Heavy Strike	Ⓞ+Ⓑ (hold Ⓑ)	Full-Swing Punch
Strike Running Opponent	Ⓑ	Hard Back Chop
Strike Running Opponent	Ⓞ+Ⓑ	Full-Swing Punch
Pull-Back Strike	Ⓑ after Irish Whipping opponent	Hammer Throw Shoulder Thrusts
Pull-Back Strike	Ⓞ+Ⓑ after Irish Whipping opponent	Hammer Throw Clothesline
Running Strike vs. Standing Opponent	Ⓑ while running	Shoulder Block
Running Strike vs. Standing Opponent	Ⓞ+Ⓑ while running	Lower Clothesline
Strike Opponent Standing in Turnbuckle	Ⓑ	Hard Back Chop
Strike Opponent Down in Turnbuckle	Ⓑ	Stomp 01
Running Strike vs. Opponent Standing in Turnbuckle	Ⓑ while running	Back Elbow Strike
Running Strike vs. Opponent Down in Turnbuckle	Ⓑ while running	Running Knee Attack
Strike Face-Up Downed Opponent	Ⓑ	Stomp 01
Strike Face-Down Downed Opponent	Ⓑ	Elbow Drop
Running Strike vs. Face-Up Downed Opponent	Ⓑ while running	Stomp 01
Running Strike vs. Face-Down Downed Opponent	Ⓑ while running	Elbow Drop
Front Grappled Strike	Ⓑ during Front Grapple	Punch-L
Front Grappled Striking	↑+Ⓑ during Front Grapple	Headlock Smash
Front Grappled Striking	↓+Ⓑ during Front Grapple	Eye Rake
Front Grappled Striking	←+Ⓑ during Front Grapple	Body Blow-L
Front Grappled Striking	→+Ⓑ during Front Grapple	Body Blow-R
Light Front Grapple*	Ⓐ (tap)	Scoop Slam
*(Facing Standing Opponent)		
Light Front Grapple*	↑+Ⓐ (tap Ⓐ)	Suplex
Light Front Grapple*	↓+Ⓐ (tap Ⓐ)	Jaw Breaker 01
Light Front Grapple*	←+Ⓐ (tap Ⓐ)	Headlock Takedown
Light Front Grapple*	→+Ⓐ (tap Ⓐ)	Arm Wrench with Elbow Stomp
Heavy Front Grapple*	Ⓐ (hold)	Neck Breaker
Heavy Front Grapple*	↑+Ⓐ (hold Ⓐ)	Stalling Suplex
Heavy Front Grapple*	↓+Ⓐ (hold Ⓐ)	Pile Driver
Heavy Front Grapple*	←+Ⓐ (hold Ⓐ)	Low Blow
Heavy Front Grapple*	→+Ⓐ (hold Ⓐ)	Russian Leg Sweep
Front Grapple*	Ⓐ+Ⓑ while in Special State	"Nature Boy" Special
Rear Grappled Striking	Ⓑ during Rear Grapple	Punch-R
Rear Grappled Striking	↑+Ⓑ during Rear Grapple	Back Rake
Rear Grappled Striking	↓+Ⓑ during Rear Grapple	Low Blow
Rear Grappled Striking	←+Ⓑ during Rear Grapple	Elbow Smash-L
Rear Grappled Striking	→+Ⓑ during Rear Grapple	Elbow Smash-R
Light Rear Grapple**	Ⓐ (tap)	Sleeper Hold
** (Behind Standing Opponent)		
Light Rear Grapple**	↑+Ⓐ (tap Ⓐ)	Hair Pull Slam
Light Rear Grapple**	↓+Ⓐ (tap Ⓐ)	Backslide Pin
Light Rear Grapple**	←+Ⓐ (tap Ⓐ)	Shin Breaker
Light Rear Grapple**	→+Ⓐ (tap Ⓐ)	Pendulum Back Breaker
Heavy Rear Grapple**	Ⓐ (hold)	Abdominal Stretch
Heavy Rear Grapple**	↑+Ⓐ (hold Ⓐ)	Atomic Drop
Heavy Rear Grapple**	↓+Ⓐ (hold Ⓐ)	School Boy
Heavy Rear Grapple**	←+Ⓐ (hold Ⓐ)	Falling Back Drop
Heavy Rear Grapple**	↓+Ⓐ (hold Ⓐ)	Russian Leg Sweep
Rear Grapple**	Ⓐ+Ⓑ while in Special State	Reverse Suplex
Light Front Turnbuckle Grapple***	Ⓐ (tap)	10 Punches
**(Facing Opponent Standing in Turnbuckle)		
Light Front Turnbuckle Grapple***	Ⓞ+Ⓐ (tap Ⓐ)	Shoulder Thrusts
Heavy Front Turnbuckle Grapple***	Ⓐ (hold)	Mixed Strikes
Heavy Front Turnbuckle Grapple***	Ⓞ+Ⓐ (hold Ⓐ)	Superplex


DESCRIPTION	COMMAND	MOVE NAME
Light Rear Turnbuckle Grapple†	Ⓐ (tap)	Face Slam to Pole
†(Behind Opponent Standing in Turnbuckle)		
Light Rear Turnbuckle Grapple†	Ⓞ+Ⓐ (tap Ⓐ)	Shoulder Thrusts
Heavy Rear Turnbuckle Grapple†	Ⓐ (hold)	School Boy
Heavy Rear Turnbuckle Grapple†	Ⓞ+Ⓐ (hold Ⓐ)	Super Back Drop
Lower Turnbuckle Grapple (Facing Opponent Sitting in Turnbuckle)	Ⓐ	Stomping and Knee Trample
Front Top Turnbuckle Grapple (Facing Opponent on Top Turnbuckle)	Ⓐ	Throw
Rear Top Turnbuckle Grapple (Behind Opponent on Top Turnbuckle)	Ⓐ	Super Back Drop
Light Grapple vs. Running Opponent	Ⓐ (tap)	Scissor Sweep
Light Grapple vs. Running Opponent	Ⓞ+Ⓐ (tap Ⓐ)	Sleeper Hold
Heavy Grapple vs. Running Opponent	Ⓐ (hold)	Small Package
Heavy Grapple vs. Running Opponent	Ⓞ+Ⓐ (hold Ⓐ)	Flap Jack 01
Leap Frog (vs. Running Opponent)	Ⓐ	Turnbuckle Dodge 01
Running Grapple, Facing Standing Opponent	Ⓐ while running	Swinging Neck Breaker
Running Grapple, Behind Standing Opponent	Ⓞ+Ⓐ while running	School Boy
Reversal Attack, After Catching Opponent's Leg w/[R]	Ⓐ	Elbow Stomp
Reversal Attack, After Catching Opponent's Leg w/[R]	Ⓞ+Ⓐ	Push Down
Testing Power, After Countering Grapple w/[L]	Ⓐ	Toe Kick
Grapple Opponent on Apron From Ring	Ⓐ	Suplex
Grapple Opponent in Ring From Apron	Ⓐ	Guillotine
Grapple Opponent Down in Ropes	Ⓐ	Rope Guillotine
Grapple Opponent at Edge of Surface (Cage Roof, etc.)	Ⓐ	Throw
Double Team, Facing Standing Opponent	Ⓐ (both players simultaneously)	Double Flap Jack
Double Team, Behind Standing Opponent	Ⓐ (both players simultaneously)	Double Team Knee Breaker
Double Team, Surrounding Opponent	Ⓐ (both players simultaneously)	Striking Combination
Double Team, vs. Running Opponent	Ⓐ (both players simultaneously)	Double-Team Scissor Sweep
Double Team, Facing Opponent in Turnbuckle	Ⓐ (both players simultaneously)	Double Pile Driver
Double Team, Behind Opponent in Turnbuckle	Ⓐ (both players simultaneously)	Double Impact
Grapple Face-Up Opponent's Upper Body	Ⓐ near opponent's head	Mounted Punches
Grapple Face-Up Opponent's Side	Ⓐ near opponent's midsection	Guri Guri
Grapple Face-Up Opponent's Lower Body	Ⓐ near opponent's legs	Stomp to Groin
Grapple Face-Up Opponent's Lower Body	Ⓐ+Ⓑ while in Special State	Figure-Four Leglock
Grapple Face-Down Opponent's Upper Body	Ⓐ near opponent's head	Headlock
Grapple Face-Down Opponent's Side	Ⓐ near opponent's midsection	Knee Smash
Grapple Face-Down Opponent's Lower Body	Ⓐ near opponent's legs	Knee Breaker
Flying Attack to Standing Opponent	Ⓑ	Double Axe Handle
Flying Attack to Standing Opponent	Ⓞ+Ⓑ	Diving Shoulder Block
Flying Attack to Downed Opponent	Ⓑ	Diving Elbow Drop 01
Flying Attack to Downed Opponent	Ⓞ+Ⓑ	Diving Elbow Drop 01
Attack Standing Opponent From Above	Ⓞ towards opponent + Ⓑ	Diving Shoulder Block
Attack Downed Opponent From Above	Ⓞ towards opponent + Ⓑ	Diving Elbow Drop 01
Run and Dive Through Ropes vs. Opponent Outside Ring	Ⓑ near ropes while running	Baseball Slide
Run and Dive Through Ropes vs. Opponent Outside Ring	Ⓞ+Ⓑ near ropes while running	Baseball Slide
Attack From Apron vs. Opponent Outside Ring	Ⓑ	Double Axe Handle
Taunt	↑ (on + Control Pad)	I Give Up
Taunt	↓ (on + Control Pad)	Tired Ric
Taunt	← (on + Control Pad)	Styling and Profiling
Taunt	→ (on + Control Pad)	Styling and Profiling
Special Taunt (Enter Special State)	Ⓐ+Ⓑ when you have a full Special Slot	Woool!
Taunt From Top of Turnbuckle	+ Control Pad	Taunt 01
Taunt From Apron	+ Control Pad	Clapping Hands 01
Taunt After Victory	Automatic	Taunt 34

# RIKISHI™ BIO

Weighing more than 400 pounds, Rikishi is one of the most imposing men in sports-entertainment.

But perhaps the scariest thing about him is his butt—which he likes to stick in the face of opponents, as he delivers the dreaded Stink Face!

Rikishi has enjoyed a great deal of success in WWE. As a member of the Headshrinkers tag team, he held the Tag Team Championship back in 1994. Since rejoining the company in 1999, he has enjoyed a successful run as Intercontinental Champion. He also made it to the finals of the 2000 *King of the Ring* tournament, before narrowly losing to Kurt Angle. The Phat Man was embroiled in controversy in late 2000 when it was revealed that he was driving the car that ran down Stone Cold Steve Austin at the 1999 *Survivor Series*. But Rikishi has come a long way since then, earning back his spot in the hearts of fans around the world. After missing a good portion of 2001 due to injury, Rikishi is back and better than ever. And if anyone gets in his way, he might have a Stink Face for them—and a dance for the fans!



## STATS

HEIGHT	WEIGHT	FROM
6' 1"	401 lbs.	Samoa
FINISHING MOVE		
BANZAI Drop		
CAREER HIGHLIGHTS		
Intercontinental Champion; WWE World Tag Team Champion (as Headshrinker Fatu)		

## SPECIAL MOVES



**QUESTION:** Rikishi has used three different ring names in WWE—name them! (Answer at bottom of page.)

*Rikishi*™

**ANSWER:** In addition to "Rikishi," he has also used "Fatu" and "The Sultan" as WWE ring names.

# RIKISHI™'S MOVES

DESCRIPTION	COMMAND	MOVE NAME
Light Strike	Ⓑ (tap)	Rikishi Strike
Light Strike	Ⓑ (tap)	Toe Kick 01
Combination Strike (2nd)	Ⓑ (repeatedly)	Rikishi Strike
Combination Strike (3rd)	Ⓑ (repeatedly)	Rikishi Strike
Combination Finish	Ⓑ after last Combination Strike	Heavy Uppercut 01
Combination Finish	⊙+Ⓑ after last Combination Strike	Sidekick 01
Heavy Strike	Ⓑ (hold)	Heavy Uppercut 01
Heavy Strike	⊙+Ⓑ (hold Ⓑ)	Sidekick 01
Strike Running Opponent	Ⓑ	Back Elbow Strike
Strike Running Opponent	⊙+Ⓑ	Sidekick 01
Pull-Back Strike	Ⓑ after Irish Whipping opponent	Hammer Throw Shoulder Thrusts
Pull-Back Strike	⊙+Ⓑ after Irish Whipping opponent	Hammer Throw Clothesline
Running Strike vs. Standing Opponent	Ⓑ while running	Clothesline-R
Running Strike vs. Standing Opponent	⊙+Ⓑ while running	Shoulder Block
Strike Opponent Standing in Turnbuckle	Ⓑ	Rikishi Strike
Strike Opponent Down in Turnbuckle	Ⓑ	Stomp 01
Running Strike vs. Opponent Standing in Turnbuckle	Ⓑ while running	Back Elbow Strike
Running Strike vs. Opponent Down in Turnbuckle	Ⓑ while running	Stomp 01
Strike Face-Up Downed Opponent	Ⓑ	Stomp 01
Strike Face-Down Downed Opponent	Ⓑ	Stomp 01
Running Strike vs. Face-Up Downed Opponent	Ⓑ while running	Jumping Guillotine Leg Drop
Running Strike vs. Face-Down Downed Opponent	Ⓑ while running	Stomp 01
Front Grappled Strike	Ⓑ during Front Grapple	Headbutt
Front Grappled Striking	↑+Ⓑ during Front Grapple	Sidekick 01
Front Grappled Striking	↓+Ⓑ during Front Grapple	Knee Lift-R
Front Grappled Striking	←+Ⓑ during Front Grapple	Punch-L
Front Grappled Striking	→+Ⓑ during Front Grapple	Punch-R
Light Front Grapple*	Ⓐ (tap)	High-Angle Scoop Slam
*(Facing Standing Opponent)		
Light Front Grapple*	↑+Ⓐ (tap Ⓐ)	Drop Suplex
Light Front Grapple*	↓+Ⓐ (tap Ⓐ)	Manhattan Drop
Light Front Grapple*	←+Ⓐ (tap Ⓐ)	Choke Throw
Light Front Grapple*	→+Ⓐ (tap Ⓐ)	Body Stomp
Heavy Front Grapple*	Ⓐ (hold)	Belly-to-Back Suplex
Heavy Front Grapple*	↑+Ⓐ (hold Ⓐ)	Military Slam
Heavy Front Grapple*	↓+Ⓐ (hold Ⓐ)	Super Kick
Heavy Front Grapple*	←+Ⓐ (hold Ⓐ)	Front Power Slam
Heavy Front Grapple*	→+Ⓐ (hold Ⓐ)	Sidewalk Slam
Front Grapple*	Ⓐ+Ⓑ while in Special State	Rikishi Driver
Rear Grappled Striking	Ⓑ during Rear Grapple	Punch-R
Rear Grappled Striking	↑+Ⓑ during Rear Grapple	Clothesline-R
Rear Grappled Striking	↓+Ⓑ during Rear Grapple	Elbow Strike
Rear Grappled Striking	←+Ⓑ during Rear Grapple	Elbow Smash-L
Rear Grappled Striking	→+Ⓑ during Rear Grapple	Elbow Smash-R
Light Rear Grapple**	Ⓐ (tap)	Abdominal Stretch
**(Behind Standing Opponent)		
Light Rear Grapple**	↑+Ⓐ (tap Ⓐ)	Back Drop
Light Rear Grapple**	↓+Ⓐ (tap Ⓐ)	Take Down
Light Rear Grapple**	←+Ⓐ (tap Ⓐ)	Shin Breaker
Light Rear Grapple**	→+Ⓐ (tap Ⓐ)	Falling Neck Breaker
Heavy Rear Grapple**	Ⓐ (hold)	Reverse DDT
Heavy Rear Grapple**	↑+Ⓐ (hold Ⓐ)	Atomic Drop
Heavy Rear Grapple**	↓+Ⓐ (hold Ⓐ)	School Boy
Heavy Rear Grapple**	←+Ⓐ (hold Ⓐ)	Side Slam
Heavy Rear Grapple**	↓+Ⓐ (hold Ⓐ)	Russian Leg Sweep
Rear Grapple**	Ⓐ+Ⓑ while in Special State	Full Nelson Slam
Light Front Turnbuckle Grapple***	Ⓐ (tap)	Shoulder Thrusts
(Facing Opponent Standing in Turnbuckle)		
Light Front Turnbuckle Grapple***	⊙+Ⓐ (tap Ⓐ)	Back Elbow Combination
Heavy Front Turnbuckle Grapple***	Ⓐ (hold)	Superplex

DESCRIPTION	COMMAND	MOVE NAME
Heavy Front Turnbuckle Grapple***	⊙+Ⓐ (hold Ⓐ)	Superplex
Light Rear Turnbuckle Grapple'	Ⓐ (tap)	Face Slam to Pole
'(Behind Opponent Standing in Turnbuckle)		
Light Rear Turnbuckle Grapple'	⊙+Ⓐ (tap Ⓐ)	Shoulder Thrusts
Heavy Rear Turnbuckle Grapple'	Ⓐ (hold)	Super Back Drop
Heavy Rear Turnbuckle Grapple'	⊙+Ⓐ (hold Ⓐ)	Super Back Drop
Lower Turnbuckle Grapple (Facing Opponent Sitting in Turnbuckle)	Ⓐ	Stink Face
Front Top Turnbuckle Grapple (Facing Opponent on Top Turnbuckle)	Ⓐ	Throw
Rear Top Turnbuckle Grapple (Behind Opponent on Top Turnbuckle)	Ⓐ	Tree of Woe Stomp
Light Grapple vs. Running Opponent	Ⓐ (tap)	Manhattan Drop
Light Grapple vs. Running Opponent	⊙+Ⓐ (tap Ⓐ)	Back Toss
Heavy Grapple vs. Running Opponent	Ⓐ (hold)	Belly-to-Belly 01
Heavy Grapple vs. Running Opponent	⊙+Ⓐ (hold Ⓐ)	Samoan Drop
Leap Frog (vs. Running Opponent)	Ⓐ	Turnbuckle Dodge 01
Running Grapple, Facing Standing Opponent	Ⓐ while running	Neck Breaker
Running Grapple, Behind Standing Opponent	⊙+Ⓐ while running	Face Crusher
Reversal Attack, After Catching Opponent's Leg w/Ⓡ	Ⓐ	Push Down
Reversal Attack, After Catching Opponent's Leg w/Ⓡ	⊙+Ⓐ	Push Down
Testing Power, After Countering Grapple w/Ⓛ	Ⓐ	Toe Kick
Grapple Opponent on Apron From Ring	Ⓐ	Suplex
Grapple Opponent in Ring From Apron	Ⓐ	Guillotine
Grapple Opponent Down in Ropes	Ⓐ	Rope Guillotine
Grapple Opponent at Edge of Surface (Cage Roof, etc.)	Ⓐ	Throw
Double Team, Facing Standing Opponent	Ⓐ (both players simultaneously)	Double Flap Jack
Double Team, Behind Standing Opponent	Ⓐ (both players simultaneously)	Double Back Drop
Double Team, Surrounding Opponent	Ⓐ (both players simultaneously)	Striking Combination
Double Team, vs. Running Opponent	Ⓐ (both players simultaneously)	Double-Team Back Toss
Double Team, Facing Opponent in Turnbuckle	Ⓐ (both players simultaneously)	Double Throw
Double Team, Behind Opponent in Turnbuckle	Ⓐ (both players simultaneously)	Neck Breaker Bomb
Grapple Face-Up Opponent's Upper Body	Ⓐ near opponent's head	Chin Lock
Grapple Face-Up Opponent's Side	Ⓐ near opponent's midsection	Ground Punches
Grapple Face-Up Opponent's Lower Body	Ⓐ near opponent's legs	Kick to Hamstring
Grapple Face-Up Opponent's Upper Body	Ⓐ+Ⓑ while in Special State	Hip Drop
Grapple Face-Down Opponent's Upper Body	Ⓐ near opponent's head	Camel Clutch
Grapple Face-Down Opponent's Side	Ⓐ near opponent's midsection	Knee Smash
Grapple Face-Down Opponent's Lower Body	Ⓐ near opponent's legs	Knee Breaker
Flying Attack to Standing Opponent	Ⓑ	Double Axe Handle
Flying Attack to Standing Opponent	⊙+Ⓑ	Double Axe Handle
Flying Attack to Downed Opponent	Ⓑ	Diving Body Splash
Flying Attack to Downed Opponent	⊙+Ⓑ	Diving Body Splash
Attack Standing Opponent From Above	⊙ towards opponent + Ⓑ	Double Axe Handle
Attack Downed Opponent From Above	⊙ towards opponent + Ⓑ	Diving Body Splash
Run and Dive Through Ropes vs. Opponent Outside Ring	Ⓑ near ropes while running	Baseball Slide
Run and Dive Through Ropes vs. Opponent Outside Ring	⊙+Ⓑ near ropes while running	Baseball Slide
Attack From Apron vs. Opponent Outside Ring	Ⓑ	Double Axe Handle
Taunt	↑ (on + Control Pad)	Raise the Roof
Taunt	↓ (on + Control Pad)	Raise the Roof
Taunt	← (on + Control Pad)	Over the Shoulder Look
Taunt	→ (on + Control Pad)	Spanking 01
Special Taunt (Enter Special State)	Ⓐ+Ⓑ when you have a full Special Slot	Spanking 02
Taunt From Top of Turnbuckle	+ Control Pad	Taunt 01
Taunt From Apron	+ Control Pad	Clapping Hands 01
Taunt After Victory	Automatic	Taunt 21



# ROB VAN DAM® BIO

Call Rob Van Dam what you will—"Mr. Monday Night," "The Whole F'N Show," "Mr. Pay-Per-View"—but the RVD who helped lead ECW's invasion of WWE, is better, stronger and wiser. Van Dam captivated ECW's loyal following with scintillating martial-arts skills and eye-popping maneuvers, including the Van Daminator, the Van Terminator and the Five-Star Frog Splash. His magnificent abilities in the ring helped him set an ECW record 23-month reign as World Television Champion. Today, Van Dam says he's at the peak of his career, having fully recovered from a broken fibula that halted it for three months. And that's scary for anyone who thinks they can stop someone who has every right to brag about how great he is! Just ask the man who discovered him: "We built a huge part of ECW around Rob Van Dam," said Paul Heyman. "I have no regrets about that. He is perhaps the most spectacular athlete that this industry has to offer today."



## STATS

HEIGHT	WEIGHT	FROM
6' 0"	220 lbs.	Battle Creek, MI
FAVORITE QUOTE		
"R-V-D!"		
FINISHING MOVE		
Five-Star Frog Splash		
CAREER HIGHLIGHTS		
International Champion, WWE World Tag Team Champion, Hardcore Champion, ECW Television Champion, ECW Tag Team Champion		

## SPECIAL MOVES



**QUESTION:** Which of Rob Van Dam's nicknames was inspired by Shawn Michaels? (Answer at bottom of page.)

**ANSWER:** In the late '90s, Shawn Michaels referred to himself as "The Showstopper." RVD, a member of the rival organization ECW, responded by calling himself "The Whole F'n Show!"

# ROB VAN DAM<sup>®</sup>'S MOVES


DESCRIPTION	COMMAND	MOVE NAME
Light Strike	Ⓑ (tap)	Punch-R
Light Strike	Ⓑ (tap)	Light Middle Kick-R
Combination Strike (2nd)	Ⓑ (repeatedly)	Light Middle Kick-L
Combination Strike (3rd)	Ⓑ (repeatedly)	Low Kick 01
Combination Finish	Ⓑ after last Combination Strike	Spinning Jump Kick 01
Combination Finish	⊙+Ⓑ after last Combination Strike	Spinning Wheel Kick 02
Heavy Strike	Ⓑ (hold)	Leg Sweep 02
Heavy Strike	⊙+Ⓑ (hold Ⓑ)	Spinning Wheel Kick 02
Strike Running Opponent	Ⓑ	Back Elbow Strike
Strike Running Opponent	⊙+Ⓑ	Spinning Wheel Kick 02
Pull-Back Strike	Ⓑ after Irish Whipping opponent	Hammer Throw Shoulder Thrusts
Pull-Back Strike	⊙+Ⓑ after Irish Whipping opponent	Hammer Throw Clothesline
Running Strike vs. Standing Opponent	Ⓑ while running	Spinning Wheel Kick
Running Strike vs. Standing Opponent	⊙+Ⓑ while running	Flying Body Press
Strike Opponent Standing in Turnbuckle	Ⓑ	Elbow Strike-R
Strike Opponent Down in Turnbuckle	Ⓑ	Stomp 01
Running Strike vs. Opponent Standing in Turnbuckle	Ⓑ while running	Spear
Running Strike vs. Opponent Down in Turnbuckle	Ⓑ while running	Gun Packet
Strike Face-Up Downed Opponent	Ⓑ	Spiral Guillotine Leg Drop
Strike Face-Down Downed Opponent	Ⓑ	Stomp 01
Running Strike vs. Face-Up Downed Opponent	Ⓑ while running	Rolling Thunder
Running Strike vs. Face-Down Downed Opponent	Ⓑ while running	Dropkick
Front Grappled Strike	Ⓑ during Front Grapple	Punch-R
Front Grappled Striking	↑+Ⓑ during Front Grapple	Clothesline-L
Front Grappled Striking	↓+Ⓑ during Front Grapple	Dropkick to Breast
Front Grappled Striking	←+Ⓑ during Front Grapple	Elbow Smash-L
Front Grappled Striking	→+Ⓑ during Front Grapple	Elbow Smash-R
Light Front Grapple*	Ⓐ (tap)	Headlock Takedown
*(Facing Standing Opponent)		
Light Front Grapple*	↑+Ⓐ (tap Ⓐ)	Suplex
Light Front Grapple*	↓+Ⓐ (tap Ⓐ)	Jaw Breaker 01
Light Front Grapple*	←+Ⓐ (tap Ⓐ)	Small Package
Light Front Grapple*	→+Ⓐ (tap Ⓐ)	Arm Drag
Heavy Front Grapple*	Ⓐ (hold)	DDT
Heavy Front Grapple*	↑+Ⓐ (hold Ⓐ)	Gordbuster
Heavy Front Grapple*	↓+Ⓐ (hold Ⓐ)	Hurricane <sup>™</sup>
Heavy Front Grapple*	←+Ⓐ (hold Ⓐ)	Double Underhook Back Drop
Heavy Front Grapple*	→+Ⓐ (hold Ⓐ)	Roll Throw
Front Grapple*	Ⓐ+Ⓑ while in Special State	Van Daminator
Rear Grappled Striking	Ⓑ during Rear Grapple	Punch-R
Rear Grappled Striking	↑+Ⓑ during Rear Grapple	Spinning Wheel Kick 01
Rear Grappled Striking	↓+Ⓑ during Rear Grapple	Leg Sweep 02
Rear Grappled Striking	←+Ⓑ during Rear Grapple	Elbow Smash-L
Rear Grappled Striking	→+Ⓑ during Rear Grapple	Elbow Smash-R
Light Rear Grapple**	Ⓐ (tap)	Sleeper Hold
**(Behind Standing Opponent)		
Light Rear Grapple**	↑+Ⓐ (tap Ⓐ)	Face Crusher 01
Light Rear Grapple**	↓+Ⓐ (tap Ⓐ)	Take Down
Light Rear Grapple**	←+Ⓐ (tap Ⓐ)	Pendulum Back Breaker
Light Rear Grapple**	→+Ⓐ (tap Ⓐ)	Backslide Pin
Heavy Rear Grapple**	Ⓐ (hold)	Reverse DDT
Heavy Rear Grapple**	↑+Ⓐ (hold Ⓐ)	German Suplex
Heavy Rear Grapple**	↓+Ⓐ (hold Ⓐ)	Japanese Rolling Clutch Pin
Heavy Rear Grapple**	←+Ⓐ (hold Ⓐ)	Falling Neck Breaker
Heavy Rear Grapple**	→+Ⓐ (hold Ⓐ)	Abdominal Stretch
Rear Grapple**	Ⓐ+Ⓑ while in Special State	High-Angle Rolling Clutch Pin
Light Front Turnbuckle Grapple***	Ⓐ (tap)	10 Punches
***(Facing Opponent Standing in Turnbuckle)		
Light Front Turnbuckle Grapple***	⊙+Ⓐ (tap Ⓐ)	RVD Shoulder Thrusts
Heavy Front Turnbuckle Grapple***	Ⓐ (hold)	Pulling Leg Thrust
Heavy Front Turnbuckle Grapple***	⊙+Ⓐ (hold Ⓐ)	Superplex
Light Rear Turnbuckle Grapple'	Ⓐ (tap)	Face Slam to Pole

DESCRIPTION	COMMAND	MOVE NAME
Light Rear Turnbuckle Grapple'	⊙+Ⓐ (tap Ⓐ)	Shoulder Thrusts
Heavy Rear Turnbuckle Grapple'	Ⓐ (hold)	Sky-High Back Drop
Heavy Rear Turnbuckle Grapple'	⊙+Ⓐ (hold Ⓐ)	Flipping Power Bomb Pin
Lower Turnbuckle Grapple (Facing Opponent Sitting in Turnbuckle)	Ⓐ	Stomping and Knee Trample
Front Top Turnbuckle Grapple (Facing Opponent on Top Turnbuckle)	Ⓐ	Throw
Rear Top Turnbuckle Grapple (Behind Opponent on Top Turnbuckle)	Ⓐ	Drop to Outside
Light Grapple vs. Running Opponent	Ⓐ (tap)	Back Toss
Light Grapple vs. Running Opponent	⊙+Ⓐ (tap Ⓐ)	Arm Drag
Heavy Grapple vs. Running Opponent	Ⓐ (hold)	Flap Jack 01
Heavy Grapple vs. Running Opponent	⊙+Ⓐ (hold Ⓐ)	Hurricane <sup>™</sup>
Leap Frog (vs. Running Opponent)	Ⓐ	Turnbuckle Dodge 03
Running Grapple, Facing Standing Opponent	Ⓐ while running	Thesz Press
Running Grapple, Behind Standing Opponent	⊙+Ⓐ while running	School Boy
Reversal Attack, After Catching Opponent's Leg w/[R]	Ⓐ	Wheel Kick
Reversal Attack, After Catching Opponent's Leg w/[R]	⊙+Ⓐ	Wheel Kick
Testing Power,	Ⓐ	Test of Strength Flip
After Countering Grapple w/[L]	Ⓐ	Suplex
Grapple Opponent on Apron From Ring	Ⓐ	Sunset Flip
Grapple Opponent in Ring From Apron	Ⓐ	Rope Guillotine
Grapple Opponent Down in Ropes	Ⓐ	Throw
Grapple Opponent at Edge of Surface (Cage Roof, etc.)	Ⓐ	Throw
Double Team, Facing Standing Opponent	Ⓐ (both players simultaneously)	Double Flap Jack
Double Team, Behind Standing Opponent	Ⓐ (both players simultaneously)	Double-Team Knee Breaker
Double Team, Surrounding Opponent	Ⓐ (both players simultaneously)	Striking Combination
Double Team, vs. Running Opponent	Ⓐ (both players simultaneously)	Double Arm Drag
Double Team, Facing Opponent in Turnbuckle	Ⓐ (both players simultaneously)	Double Throw
Double Team, Behind Opponent in Turnbuckle	Ⓐ (both players simultaneously)	Double Impact
Grapple Face-Up Opponent's Upper Body	Ⓐ near opponent's head	Chin Lock
Grapple Face-Up Opponent's Side	Ⓐ near opponent's midsection	Ground Punches
Grapple Face-Up Opponent's Lower Body	Ⓐ near opponent's legs	Kick to Hamstring
Grapple Face-Down Opponent's Upper Body	Ⓐ near opponent's head	Headlock
Grapple Face-Down Opponent's Side	Ⓐ near opponent's midsection	Arm Wrench with Toe Kick
Grapple Face-Down Opponent's Lower Body	Ⓐ near opponent's legs	Half Boston Crab
Flying Attack to Standing Opponent	Ⓑ	Diving Karate Kick
Flying Attack to Standing Opponent	⊙+Ⓑ	Flip Attack 01
Flying Attack to Downed Opponent	Ⓑ	Diving Elbow Drop 01
Flying Attack to Downed Opponent	⊙+Ⓑ	Moonsault Splash 03
Flying Attack	Ⓐ+Ⓑ while in Special State	Five-Star Frog Splash
Attack Standing Opponent From Above	⊙ towards opponent + Ⓑ	Flip Attack 01
Attack Downed Opponent From Above	⊙ towards opponent + Ⓑ	Five-Star Frog Splash
Run and Dive Through Ropes vs. Opponent Outside Ring	Ⓑ near ropes while running	Baseball Slide
Run and Dive Through Ropes vs. Opponent Outside Ring	⊙+Ⓑ near ropes while running	Suicide Dive
Standing Leap Over Ropes vs. Opponent Outside Ring	⊙ towards opponent + Ⓑ	Vaulting Body Press
Springboard From Ropes vs. Opponent Inside Ring	⊙ towards center of ring + Ⓑ near ropes while running	Springboard Dropkick
Attack From Apron vs. Opponent Outside Ring	Ⓑ	Asai Moonsault
Weapon Attack Facing Standing Opponent in Special State	Ⓐ+Ⓑ while holding weapon in Special State	Van Daminator
Taunt	↑ (on + Control Pad)	R-V-D!
Taunt	↓ (on + Control Pad)	R-V-D!
Taunt	← (on + Control Pad)	RVD Bounce
Taunt	→ (on + Control Pad)	RVD Fighting Stance
Special Taunt (Enter Special State)	Ⓐ+Ⓑ when you have a full Special Slot	Come on! 01
Taunt From Top of Turnbuckle	+ Control Pad	Taunt 01
Taunt From Apron	+ Control Pad	Clapping Hands 02
Taunt After Victory	Automatic	Taunt 16

# THE ROCK<sup>®</sup> BIO

He's the most electrifying man in sports-entertainment. The People's Champion. The "Great One."

Call him whatever you want, but to millions of fans around the world, there is no substitute for The Rock. From the moment his music hits to the time he leaves the arena, The Rock leaves fans on the edge of their seats. A seven-time former World Champion, The Rock has what it takes to lay the smack down in the ring, leaving his opponent laying. The Rock also has a penchant on the microphone, dazzling fans with his quick wit and his ability to talk smack. You don't want to get in the Brahma Bull's way. The Rock is also a media Superstar, having starred in the feature film *The Mummy Returns* and its prequel *The Scorpion King*. His autobiography, *The Rock Says . . .* was a New York Times No. 1 bestseller. The future is bright for this young Superstar, and the sky's the limit ... "if ya smell what The Rock is cookin'!"




## SPECIAL MOVES



### STATS

HEIGHT	WEIGHT	FROM
6' 5"	260 lbs.	Miami, FL
FAVORITE QUOTE		
"If you smell what The Rock is cookin'!"		
FINISHING MOVE		
Rock Bottom; People's Elbow		
CAREER HIGHLIGHTS		
WWE World Champion; Intercontinental Champion; WWE World Tag Team Champion; 2000 Royal Rumble winner; WCW Champion		



**QUESTION:** The Rock is a third-generation Superstar—who were his father and grandfather? (Answer at bottom of page.)

*THE Rock*

**ANSWER:** The Rock's father is Rocky Johnson, and his maternal grandfather was High Chief Peter Maivia.

# THE ROCK<sup>®</sup>'S MOVES

DESCRIPTION	COMMAND	MOVE NAME
Light Strike	Ⓑ (tap)	Rock Punch
Light Strike	Ⓑ (tap)	Toe Kick 01
Combination Strike (2nd)	Ⓑ (repeatedly)	Rock Punch
Combination Strike (3rd)	Ⓑ (repeatedly)	Rock Punch
Combination Finish	Ⓑ after last Combination Strike	People's Punch
Combination Finish	Ⓞ+Ⓑ after last Combination Strike	Jumping Clothesline
Heavy Strike	Ⓑ (hold)	People's Punch
Heavy Strike	Ⓞ+Ⓑ (hold Ⓑ)	Jumping Clothesline
Strike Running Opponent	Ⓑ	People's Punch
Strike Running Opponent	Ⓞ+Ⓑ	Jumping Clothesline
Pull-Back Strike	Ⓑ after Irish Whipping opponent	Hammer Throw Shoulder Thrusts
Pull-Back Strike	Ⓞ+Ⓑ after Irish Whipping opponent	Hammer Throw Clothesline
Running Strike vs. Standing Opponent	Ⓑ while running	People's Clothesline
Running Strike vs. Standing Opponent	Ⓞ+Ⓑ while running	People's Diving Clothesline
Strike Opponent Standing in Turnbuckle	Ⓑ	People's Punch
Strike Opponent Down in Turnbuckle	Ⓑ	Stomp 02
Running Strike vs. Opponent Standing in Turnbuckle	Ⓑ while running	Clothesline-R
Running Strike vs. Opponent Down in Turnbuckle	Ⓑ while running	Stomp 02
Strike Face-Up Downed Opponent	Ⓑ	Stomp 02
Strike Face-Down Downed Opponent	Ⓑ	Stomp 02
Running Strike vs. Face-Up Downed Opponent	Ⓑ while running	Stomp 02
Running Strike vs. Face-Down Downed Opponent	Ⓑ while running	Stomp 02
Front Grappled Strike	Ⓑ during Front Grapple	Punch-R
Front Grappled Striking	↑+Ⓑ during Front Grapple	Shoulder Thrusts
Front Grappled Striking	↓+Ⓑ during Front Grapple	Heavy Knee Lift
Front Grappled Striking	←+Ⓑ during Front Grapple	Hammer Strike-L
Front Grappled Striking	→+Ⓑ during Front Grapple	Hammer Strike-R
Light Front Grapple*	Ⓐ (tap)	Headlock Takedown
*(Facing Standing Opponent)		
Light Front Grapple*	↑+Ⓐ (tap Ⓐ)	Suplex
Light Front Grapple*	↓+Ⓐ (tap Ⓐ)	Scoop Slam
Light Front Grapple*	←+Ⓐ (tap Ⓐ)	Arm Drag
Light Front Grapple*	→+Ⓐ (tap Ⓐ)	Neck Breaker
Heavy Front Grapple*	Ⓐ (hold)	People's DDT
Heavy Front Grapple*	↑+Ⓐ (hold Ⓐ)	Headlock
Heavy Front Grapple*	↓+Ⓐ (hold Ⓐ)	Spine Buster
Heavy Front Grapple*	←+Ⓐ (hold Ⓐ)	Dragon Screw 02
Heavy Front Grapple*	→+Ⓐ (hold Ⓐ)	Belly-to-Belly 01
Front Grapple*	Ⓐ+Ⓑ while in Special State	Rock Bottom
Rear Grappled Striking	Ⓑ during Rear Grapple	Elbow Smash-R
Rear Grappled Striking	↑+Ⓑ during Rear Grapple	Back Rake
Rear Grappled Striking	↓+Ⓑ during Rear Grapple	Elbow Strike
Rear Grappled Striking	←+Ⓑ during Rear Grapple	Punch-L
Rear Grappled Striking	→+Ⓑ during Rear Grapple	Punch-R
Light Rear Grapple**	Ⓐ (tap)	Sleeper Hold
**(Behind Standing Opponent)		
Light Rear Grapple**	↑+Ⓐ (tap Ⓐ)	Back Drop
Light Rear Grapple**	↓+Ⓐ (tap Ⓐ)	Hair-Pull Slam
Light Rear Grapple**	←+Ⓐ (tap Ⓐ)	Shin Breaker
Light Rear Grapple**	→+Ⓐ (tap Ⓐ)	Pendulum Back Breaker
Heavy Rear Grapple**	Ⓐ (hold)	Abdominal Stretch
Heavy Rear Grapple**	↑+Ⓐ (hold Ⓐ)	Atomic Drop
Heavy Rear Grapple**	↓+Ⓐ (hold Ⓐ)	School Boy
Heavy Rear Grapple**	←+Ⓐ (hold Ⓐ)	Reverse DDT
Heavy Rear Grapple**	↓+Ⓐ (hold Ⓐ)	Russian Leg Sweep
Rear Grapple**	Ⓐ+Ⓑ while in Special State	Clothesline-R
Light Front Turnbuckle Grapple***	Ⓐ (tap)	Shoulder Thrusts
*** (Facing Opponent Standing in Turnbuckle)		
Light Front Turnbuckle Grapple***	Ⓞ+Ⓐ (tap Ⓐ)	Knee Strikes
Heavy Front Turnbuckle Grapple***	Ⓐ (hold)	Sky-High Superplex
Heavy Front Turnbuckle Grapple***	Ⓞ+Ⓐ (hold Ⓐ)	Sky-High Superplex

DESCRIPTION	COMMAND	MOVE NAME
Light Rear Turnbuckle Grapple'	Ⓐ (tap)	Face Slam to Pole
'(Behind Opponent Standing in Turnbuckle)		
Light Rear Turnbuckle Grapple'	Ⓞ+Ⓐ (tap Ⓐ)	Shoulder Thrusts
Heavy Rear Turnbuckle Grapple'	Ⓐ (hold)	Sky-High Back Drop
Heavy Rear Turnbuckle Grapple'	Ⓞ+Ⓐ (hold Ⓐ)	Sky-High Back Drop
Lower Turnbuckle Grapple	Ⓐ	Stomping and Knee Trample
(Facing Opponent Sitting in Turnbuckle)		
Front Top Turnbuckle Grapple	Ⓐ	Sky-High Superplex
(Facing Opponent on Top Turnbuckle)		
Rear Top Turnbuckle Grapple	Ⓐ	Super Back Drop
(Behind Opponent on Top Turnbuckle)		
Light Grapple vs. Running Opponent	Ⓐ (tap)	Back Toss
Light Grapple vs. Running Opponent	Ⓞ+Ⓐ (tap Ⓐ)	Arm Drag
Heavy Grapple vs. Running Opponent	Ⓐ (hold)	Front Suplex
Heavy Grapple vs. Running Opponent	Ⓞ+Ⓐ (hold Ⓐ)	Samoa Drop
Grapple vs. Running Opponent	Ⓐ+Ⓑ while in Special State	People's Spine Buster
Leap Frog (vs. Running Opponent)	Ⓐ	Turnbuckle Dodge 01
Running Grapple, Facing Standing Opponent	Ⓐ while running	Spinning DDT
Running Grapple, Behind Standing Opponent	Ⓞ+Ⓐ while running	School Boy
Reversal Attack, After Catching Opponent's Leg w/Ⓡ	Ⓐ	Dragon Screw
Reversal Attack, After Catching Opponent's Leg w/Ⓡ	Ⓞ+Ⓐ	Dragon Screw
Testing Power, After Countering Grapple w/Ⓛ	Ⓐ	Toe Kick
Grapple Opponent on Apron From Ring	Ⓐ	Throw into Inside
Grapple Opponent in Ring From Apron	Ⓐ	Guillotine
Grapple Opponent Down in Ropes	Ⓐ	Pull and Drop
Grapple Opponent at Edge of Surface (Cage Roof, etc.)	Ⓐ	Throw
Double Team, Facing Standing Opponent	Ⓐ (both players simultaneously)	Double Flap Jack
Double Team, Behind Standing Opponent	Ⓐ (both players simultaneously)	Double Back Drop
Double Team, Surrounding Opponent	Ⓐ (both players simultaneously)	Striking Combination
Double Team, vs. Running Opponent	Ⓐ (both players simultaneously)	Double-Team Back Toss
Double Team, Facing Opponent in Turnbuckle	Ⓐ (both players simultaneously)	Double Pile Driver
Double Team, Behind Opponent in Turnbuckle	Ⓐ (both players simultaneously)	Double Impact
Grapple Face-Up Opponent's Upper Body	Ⓐ near opponent's head	Sleeper Hold
Grapple Face-Up Opponent's Side	Ⓐ near opponent's midsection	Ground Punches
Grapple Face-Up Opponent's Lower Body	Ⓐ near opponent's legs	Strike to Groin
Grapple Face-Up Opponent's Upper Body	Ⓐ+Ⓑ while in Special State	People's Elbow
Grapple Face-Up Opponent's Lower Body	Ⓐ+Ⓑ while in Special State	Sharpshooter
Grapple Face-Down Opponent's Upper Body	Ⓐ near opponent's head	Headlock
Grapple Face-Down Opponent's Side	Ⓐ near opponent's midsection	Mahistol Cradle
Grapple Face-Down Opponent's Lower Body	Ⓐ near opponent's legs	Knee Breaker
Flying Attack to Standing Opponent	Ⓑ	Double Axe Handle
Flying Attack to Standing Opponent	Ⓞ+Ⓑ	Diving Clothesline 02
Flying Attack to Downed Opponent	Ⓑ	Diving Elbow Drop 01
Flying Attack to Downed Opponent	Ⓞ+Ⓑ	Diving Elbow Drop 01
Attack Standing Opponent From Above	Ⓞ towards opponent + Ⓑ	Double Axe Handle
Attack Downed Opponent From Above	Ⓞ towards opponent + Ⓑ	Diving Elbow Drop 01
Run and Dive Through Ropes vs. Opponent Outside Ring	Ⓑ near ropes while running	Baseball Slide
Run and Dive Through Ropes vs. Opponent Outside Ring	Ⓞ+Ⓑ near ropes while running	Baseball Slide
Attack From Apron vs. Opponent Outside Ring	Ⓑ	Double Axe Handle
Taunt	↑ (on + Control Pad)	Come on! 02
Taunt	↓ (on + Control Pad)	Come on! 02
Taunt	← (on + Control Pad)	Just Bring It!
Taunt	→ (on + Control Pad)	Just Bring It!
Special Taunt (Enter Special State)	Ⓐ+Ⓑ when you have a full Special Slot	Ready for Rock Bottom
Taunt From Top of Turnbuckle	+ Control Pad	Taunt 01
Taunt From Apron	+ Control Pad	Clapping Hands 01
Taunt After Victory	Automatic	Taunt 02

# SCOTT STEINER™



## BIO

When Scott Steiner was signed by WWE, a fierce war broke out between *Raw* General Manager Eric Bischoff and *SmackDown!* GM Stephanie McMahon. Both wanted to bring Big Poppa Pump to their brands, and for good reason.


Just look at him. The Big Bad Booty Daddy has one of the most impressive physiques in the world. At 6' 2", 255 pounds, Steiner is a suplex master and excellent mat technician. His skills and his brute strength suggest that Steiner will put some great accomplishments underneath his belt before his time in WWE is done!



### STATS

HEIGHT	WEIGHT	FROM
6' 2"	255 lbs.	Detroit, MI
NICKNAMES		
Big Poppa Pump, The Big Bad Booty Daddy, the Genetic Freak, Freakzilla		
FINISHING MOVE		
Steiner Recliner		
CAREER HIGHLIGHTS		
WWE Tag Team Championship, WCW Championship		

## SPECIAL MOVES



**QUESTION:** During the final WCW Monday Nitro, WCW World Heavyweight Champion Scott Steiner lost the title to which future WWE Superstar? (Answer at bottom of page.)



ANSWER: Scott Steiner lost the World Heavyweight Title to Booker T on the final episode of Nitro, making the Bookerman a "five-time WCW Champion!"


# SCOTT STEINER™'S MOVES

DESCRIPTION	COMMAND	MOVE NAME
Light Strike	Ⓑ (tap)	Punch-R
Light Strike	Ⓑ (tap)	Back Chop
Combination Strike (2nd)	Ⓑ (repeatedly)	Punch-R
Combination Strike (3rd)	Ⓑ (repeatedly)	Punch-R
Combination Finish	Ⓑ after last Combination Strike	Full-Swing Punch
Combination Finish	Ⓞ+Ⓑ after last Combination Strike	Clothesline 02
Heavy Strike	Ⓑ (hold)	Full-Swing Punch
Heavy Strike	Ⓞ+Ⓑ (hold Ⓑ)	Clothesline 01
Strike Running Opponent	Ⓑ	Full-Swing Punch
Strike Running Opponent	Ⓞ+Ⓑ	Clothesline 01
Pull-Back Strike	Ⓑ after Irish Whipping opponent	Hammer Throw Shoulder Thrusts
Pull-Back Strike	Ⓞ+Ⓑ after Irish Whipping opponent	Hammer Throw Clothesline
Running Strike vs. Standing Opponent	Ⓑ while running	Clothesline-R
Running Strike vs. Standing Opponent	Ⓞ+Ⓑ while running	Shoulder Block
Strike Opponent Standing in Turnbuckle	Ⓑ	Hard Back Chop
Strike Opponent Down in Turnbuckle	Ⓑ	Stomp 01
Running Strike vs. Opponent Standing in Turnbuckle	Ⓑ while running	Clothesline-R
Running Strike vs. Opponent Down in Turnbuckle	Ⓑ while running	Toe Kick
Strike Face-Up Downed Opponent	Ⓑ	Stomp 01
Strike Face-Down Downed Opponent	Ⓑ	Toe Kick
Running Strike vs. Face-Up Downed Opponent	Ⓑ while running	Stomp 01
Running Strike vs. Face-Down Downed Opponent	Ⓑ while running	Toe Kick
Front Grappled Strike	Ⓑ during Front Grapple	Punch-R
Front Grappled Striking	↑+Ⓑ during Front Grapple	Shoulder Thrusts
Front Grappled Striking	↓+Ⓑ during Front Grapple	Sledge Hammer
Front Grappled Striking	←+Ⓑ during Front Grapple	Elbow Smash-L
Front Grappled Striking	→+Ⓑ during Front Grapple	Elbow Smash-R
Light Front Grapple*	Ⓐ (tap)	Fireman's Carry
*(Facing Standing Opponent)		
Light Front Grapple*	↑+Ⓐ (tap Ⓐ)	Drop Suplex
Light Front Grapple*	↓+Ⓐ (tap Ⓐ)	High Angle Scoop Slam
Light Front Grapple*	←+Ⓐ (tap Ⓐ)	Body Press Drop
Light Front Grapple*	→+Ⓐ (tap Ⓐ)	Side Suplex
Heavy Front Grapple*	Ⓐ (hold)	Shoulder Arm Breaker
Heavy Front Grapple*	↑+Ⓐ (hold Ⓐ)	T-Bone Suplex
Heavy Front Grapple*	↓+Ⓐ (hold Ⓐ)	Front Power Slam
Heavy Front Grapple*	←+Ⓐ (hold Ⓐ)	Belly to Belly 02
Heavy Front Grapple*	→+Ⓐ (hold Ⓐ)	Underhook Belly to Belly
Front Grapple*	Ⓐ+Ⓑ while in Special State	Steiner Screw Driver
Rear Grappled Striking	Ⓑ during Rear Grapple	Punch-R
Rear Grappled Striking	↑+Ⓑ during Rear Grapple	Clothesline-R
Rear Grappled Striking	↓+Ⓑ during Rear Grapple	Elbow Strike
Rear Grappled Striking	←+Ⓑ during Rear Grapple	Elbow Smash-L
Rear Grappled Striking	→+Ⓑ during Rear Grapple	Elbow Smash-R
Light Rear Grapple**	Ⓐ (tap)	Sleeper Hold
**(Behind Standing Opponent)		
Light Rear Grapple**	↑+Ⓐ (tap Ⓐ)	Atomic Drop
Light Rear Grapple**	↓+Ⓐ (tap Ⓐ)	Wrestling Lift
Light Rear Grapple**	←+Ⓐ (tap Ⓐ)	Back Drop
Light Rear Grapple**	→+Ⓐ (tap Ⓐ)	One Hand Back Breaker
Heavy Rear Grapple**	Ⓐ (hold)	Abdominal Stretch
Heavy Rear Grapple**	↑+Ⓐ (hold Ⓐ)	Reverse Suplex
Heavy Rear Grapple**	↓+Ⓐ (hold Ⓐ)	School Boy
Heavy Rear Grapple**	←+Ⓐ (hold Ⓐ)	German Suplex
Heavy Rear Grapple**	↓+Ⓐ (hold Ⓐ)	Stomach Breaker
Rear Grapple**	Ⓐ+Ⓑ while in Special State	Tilt Slam
Light Front Turnbuckle Grapple***	Ⓐ (tap)	Knee Strikes
***(Facing Opponent Standing in Turnbuckle)		
Light Front Turnbuckle Grapple***	Ⓞ+Ⓐ (tap Ⓐ)	Shoulder Thrusts
Heavy Front Turnbuckle Grapple***	Ⓐ (hold)	Super Belly to Belly Suplex

DESCRIPTION	COMMAND	MOVE NAME
Heavy Front Turnbuckle Grapple***	Ⓞ+Ⓐ (hold Ⓐ)	Super W-Arm Suplex
Light Rear Turnbuckle Grapple'	Ⓐ (tap)	Face Slam to Pole
'(Behind Opponent Standing in Turnbuckle)		
Light Rear Turnbuckle Grapple'	Ⓞ+Ⓐ (tap Ⓐ)	Shoulder Thrusts
Heavy Rear Turnbuckle Grapple'	Ⓐ (hold)	Super Back Drop
Heavy Rear Turnbuckle Grapple'	Ⓞ+Ⓐ (hold Ⓐ)	Super Back Drop
Lower Turnbuckle Grapple (Facing Opponent Sitting in Turnbuckle)	Ⓐ	Stomping and Knee Trample
Front Top Turnbuckle Grapple (Facing Opponent on Top Turnbuckle)	Ⓐ	Throw
Rear Top Turnbuckle Grapple (Behind Opponent on Top Turnbuckle)	Ⓐ	Super Back Drop
Light Grapple vs. Running Opponent	Ⓐ (tap)	Back Toss
Light Grapple vs. Running Opponent	Ⓞ+Ⓐ (tap Ⓐ)	Rib Breaker
Heavy Grapple vs. Running Opponent	Ⓐ (hold)	Front Suplex
Heavy Grapple vs. Running Opponent	Ⓞ+Ⓐ (hold Ⓐ)	Military Slam
Leap Frog (vs. Running Opponent)	Ⓐ	Turnbuckle Dodge 01
Running Grapple, Facing Standing Opponent	Ⓐ while running	Swinging Neck Breaker
Running Grapple, Behind Standing Opponent	Ⓞ+Ⓐ while running	German Suplex
Reversal Attack, After Catching Opponent's Leg w/Ⓡ	Ⓐ	Elbow Stomp
Reversal Attack, After Catching Opponent's Leg w/Ⓡ	Ⓞ+Ⓐ	Capture Suplex
Testing Power, After Countering Grapple w/Ⓛ	Ⓐ	Test of Strength Flip
Grapple Opponent on Apron From Ring	Ⓐ	Suplex
Grapple Opponent in Ring From Apron	Ⓐ	Suplex
Grapple Opponent Down in Ropes	Ⓐ	Rope Guillotine
Grapple Opponent at Edge of Surface (Cage Roof, etc.)	Ⓐ	Throw
Double Team, Facing Standing Opponent	Ⓐ (both players simultaneously)	Double Suplex
Double Team, Behind Standing Opponent	Ⓐ (both players simultaneously)	Double Back Drop
Double Team, Surrounding Opponent	Ⓐ (both players simultaneously)	Double Power Bomb
Double Team, vs. Running Opponent	Ⓐ (both players simultaneously)	Double-Team Back Toss
Double Team, Facing Opponent in Turnbuckle	Ⓐ (both players simultaneously)	Double Pile Driver
Double Team, Behind Opponent in Turnbuckle	Ⓐ (both players simultaneously)	Double Impact
Grapple Face-Up Opponent's Upper Body	Ⓐ near opponent's head	Surfboard Stretch
Grapple Face-Up Opponent's Side	Ⓐ near opponent's midsection	Ground Punches
Grapple Face-Up Opponent's Lower Body	Ⓐ near opponent's legs	Kick to Hamstring
Grapple Face-Down Opponent's Upper Body	Ⓐ near opponent's head	Headlock
Grapple Face-Down Opponent's Side	Ⓐ near opponent's midsection	Arm Wrench with Toe Kick
Grapple Face-Down Opponent's Lower Body	Ⓐ near opponent's legs	Knee Breaker
Grapple Face-Down Opponent's Upper Body	Ⓐ+Ⓑ while in Special State	Steiner Recliner
Flying Attack to Standing Opponent	Ⓑ	Double Axe Handle
Flying Attack to Standing Opponent	Ⓞ+Ⓑ	Diving Clothesline 02
Flying Attack to Downed Opponent	Ⓑ	Diving Elbow Drop 01
Flying Attack to Downed Opponent	Ⓞ+Ⓑ	Diving Elbow Drop 01
Attack Standing Opponent From Above	Ⓞ towards opponent + Ⓑ	Diving Clothesline 02
Attack Downed Opponent From Above	Ⓞ towards opponent + Ⓑ	Diving Elbow Drop 01
Run and Dive Through Ropes vs. Opponent Outside Ring	Ⓑ near ropes while running	Baseball Slide
Run and Dive Through Ropes vs. Opponent Outside Ring	Ⓞ+Ⓑ near ropes while running	Baseball Slide
Attack From Apron vs. Opponent Outside Ring	Ⓑ	Double Axe Handle
Taunt	↑ (on + Control Pad)	Most Muscular 01
Taunt	↓ (on + Control Pad)	Push Ups
Taunt	← (on + Control Pad)	Poppa Pump Pose
Taunt	→ (on + Control Pad)	Poppa Pump Pose
Special Taunt (Enter Special State)	Ⓐ+Ⓑ when you have a full Special Slot	Rabid Wolverine
Taunt From Top of Turnbuckle	+ Control Pad	Taunt 04
Taunt From Apron	+ Control Pad	Clapping Hands 01
Taunt After Victory	Automatic	Taunt 54

# SHAWN MICHAELS™ BIO

In his prime, the Heartbreak Kid wiggled his hips to the tune of "Sexy Boy" as he battled his way to three WWE Championship reigns. Due to Michaels' physicality in the ring, he ended up competing with painful injuries, and after losing his WWE title to Stone Cold Steve Austin in 1998, he retired. He returned in June 2002, surprising fans and fellow Superstars with his unexpected decision. While he wasn't planning to return to active competition, his choice to remain on the sidelines was taken out of his hands following a vicious assault by his former best friend Triple H. Putting his future health on the line, Michaels entered the ring to capture "The Game's" World Heavyweight Championship at *Survivor Series* 2002. The Showstopper knows that he's inspired a new generation of men who seek to follow in his footsteps, and remains willing to step through the ropes with any of them to prove that he truly is the "main event."



## STATS

HEIGHT	WEIGHT	FROM
6' 1"	225 lbs.	San Antonio, Texas
FAVORITE MOVE		
Sweet Chin Music		
CAREER HIGHLIGHTS		
WWE Champion; Intercontinental Champion; European Champion; Tag Team Champion; 1995 and 1996 Royal Rumble winner		



## SPECIAL MOVES



**QUESTION:** Shawn Michaels was the first WWE "Grand Slam Champion," having held four major titles during his career. Can you name the four titles that made up the "Grand Slam Championship"? (Answer at bottom of page.)

**ANSWER:** The "Grand Slam Championship" was composed of the WWE Championship, the World Tag Team Championship, the WWE Intercontinental Championship, and the retired WWE European Championship.

# SHAWN MICHAELS™ MOVES

DESCRIPTION	COMMAND	MOVE NAME
Light Strike	Ⓑ (tap)	Punch-R
Light Strike	Ⓑ (tap)	Toe Kick 01
Combination Strike (2nd)	Ⓑ (repeatedly)	Punch-R
Combination Strike (3rd)	Ⓑ (repeatedly)	Punch-R
Combination Finish	Ⓑ after last Combination Strike	Full-Swing Punch
Combination Finish	Ⓞ+Ⓑ after last Combination Strike	Sidekick 02
Heavy Strike	Ⓑ (hold)	Full-Swing Punch
Heavy Strike	Ⓞ+Ⓑ (hold Ⓑ)	Sidekick 02
Strike Running Opponent	Ⓑ	Back Elbow Strike
Strike Running Opponent	Ⓞ+Ⓑ	Sidekick 02
Pull-Back Strike	Ⓑ after Irish Whipping opponent	Hammer Throw Shoulder Thrusts
Pull-Back Strike	Ⓞ+Ⓑ after Irish Whipping opponent	Hammer Throw Clothesline
Running Strike vs. Standing Opponent	Ⓑ while running	Clothesline-R
Running Strike vs. Standing Opponent	Ⓞ+Ⓑ while running	Flying Forearm Attack
Strike Opponent Standing in Turnbuckle	Ⓑ	Full-Swing Punch
Strike Opponent Down in Turnbuckle	Ⓑ	Stomp 01
Running Strike vs.	Ⓑ while running	Clothesline-R
Opponent Standing in Turnbuckle		
Running Strike vs.	Ⓑ while running	Running Knee Attack
Opponent Down in Turnbuckle		
Strike Face-Up Downed Opponent	Ⓑ	Stomp 01
Strike Face-Down Downed Opponent	Ⓑ	Stomp 01
Running Strike vs. Face-Up Downed Opponent	Ⓑ while running	Elbow Drop
Running Strike vs.	Ⓑ while running	Elbow Drop
Face-Down Downed Opponent		
Front Grappled Strike	Ⓑ during Front Grapple	Punch-R
Front Grappled Striking	Ⓞ+Ⓑ during Front Grapple	Headlock Smash
Front Grappled Striking	↕+Ⓑ during Front Grapple	Shoulder Thrusts
Front Grappled Striking	←+Ⓑ during Front Grapple	Elbow Smash-L
Front Grappled Striking	→+Ⓑ during Front Grapple	Elbow Smash-R
Light Front Grapple*	Ⓐ (tap)	Snapmare
*(Facing Standing Opponent)		
Light Front Grapple*	Ⓞ+Ⓐ (tap Ⓐ)	Suplex
Light Front Grapple*	↕+Ⓐ (tap Ⓐ)	Jaw Breaker 01
Light Front Grapple*	←+Ⓐ (tap Ⓐ)	Neck Breaker
Light Front Grapple*	→+Ⓐ (tap Ⓐ)	Arm Drag
Heavy Front Grapple*	Ⓐ (hold)	DDT
Heavy Front Grapple*	Ⓞ+Ⓐ (hold Ⓐ)	Back Body Drop
Heavy Front Grapple*	↕+Ⓐ (hold Ⓐ)	Jumping Pile Driver
Heavy Front Grapple*	←+Ⓐ (hold Ⓐ)	Small Package
Heavy Front Grapple*	→+Ⓐ (hold Ⓐ)	Russian Leg Sweep
Front Grapple*	Ⓐ+Ⓑ while in Special State	Sweet Chin Music
Rear Grappled Striking	Ⓑ during Rear Grapple	Punch-R
Rear Grappled Striking	Ⓞ+Ⓑ during Rear Grapple	Sidekick 02
Rear Grappled Striking	↕+Ⓑ during Rear Grapple	Elbow Strike
Rear Grappled Striking	←+Ⓑ during Rear Grapple	Elbow Smash-L
Rear Grappled Striking	→+Ⓑ during Rear Grapple	Elbow Smash-R
Light Rear Grapple**	Ⓐ (tap)	Face Crusher 01
**(Behind Standing Opponent)		
Light Rear Grapple**	Ⓞ+Ⓐ (tap Ⓐ)	Sleeper Hold
Light Rear Grapple**	↕+Ⓐ (tap Ⓐ)	Backslide Pin
Light Rear Grapple**	←+Ⓐ (tap Ⓐ)	Falling Neck Breaker
Light Rear Grapple**	→+Ⓐ (tap Ⓐ)	Shin Breaker
Heavy Rear Grapple**	Ⓐ (hold)	Reverse DDT
Heavy Rear Grapple**	Ⓞ+Ⓐ (hold Ⓐ)	Abdominal Stretch
Heavy Rear Grapple**	↕+Ⓐ (hold Ⓐ)	School Boy
Heavy Rear Grapple**	←+Ⓐ (hold Ⓐ)	Back Drop
Heavy Rear Grapple**	↕+Ⓐ (hold Ⓐ)	Atomic Drop
Rear Grapple**	Ⓐ+Ⓑ while in Special State	Japanese Rolling Clutch Pin
Light Front Turnbuckle Grapple***	Ⓐ (tap)	10 Punches
***(Facing Opponent Standing in Turnbuckle)		
Light Front Turnbuckle Grapple***	Ⓞ+Ⓐ (tap Ⓐ)	Shoulder Thrusts
Heavy Front Turnbuckle Grapple***	Ⓐ (hold)	Superplex
Heavy Front Turnbuckle Grapple***	Ⓞ+Ⓐ (hold Ⓐ)	Superplex

DESCRIPTION	COMMAND	MOVE NAME
Light Rear Turnbuckle Grapple'	Ⓐ (tap)	Face Slam to Pole
'(Behind Opponent Standing in Turnbuckle)		
Light Rear Turnbuckle Grapple'	Ⓞ+Ⓐ (tap Ⓐ)	Shoulder Thrusts
Heavy Rear Turnbuckle Grapple'	Ⓐ (hold)	Sky-High Back Drop
Heavy Rear Turnbuckle Grapple'	Ⓞ+Ⓐ (hold Ⓐ)	Sky-High Back Drop
Lower Turnbuckle Grapple	Ⓐ	Stomping and Knee Trample
(Facing Opponent Sitting in Turnbuckle)		
Front Top Turnbuckle Grapple	Ⓐ	Throw
(Facing Opponent on Top Turnbuckle)		
Rear Top Turnbuckle Grapple	Ⓐ	Super Back Drop
(Behind Opponent on Top Turnbuckle)		
Light Grapple vs. Running Opponent	Ⓐ (tap)	Scissor Sweep
Light Grapple vs. Running Opponent	Ⓞ+Ⓐ (tap Ⓐ)	Sleeper Hold
Heavy Grapple vs. Running Opponent	Ⓐ (hold)	Back Toss
Heavy Grapple vs. Running Opponent	Ⓞ+Ⓐ (hold Ⓐ)	Flap Jack 01
Leap Frog (vs. Running Opponent)	Ⓐ	Turnbuckle Dodge 01
Running Grapple, Facing Standing Opponent	Ⓐ while running	Head Scissor 01
Running Grapple, Behind Standing Opponent	Ⓞ+Ⓐ while running	Face Crusher
Reversal Attack,	Ⓐ	Elbow Stomp
After Catching Opponent's Leg w/[R]		
Reversal Attack,	Ⓞ+Ⓐ	Elbow Stomp
After Catching Opponent's Leg w/[R]		
Testing Power,	Ⓐ	Toe Kick
After Countering Grapple w/[L]		
Grapple Opponent on Apron From Ring	Ⓐ	Throw into Inside
Grapple Opponent in Ring From Apron	Ⓐ	Guillotine
Grapple Opponent Down in Ropes	Ⓐ	Rope Guillotine
Grapple Opponent at Edge of Surface	Ⓐ	Throw
(Cage Roof, etc.)		
Double Team, Facing Standing Opponent	Ⓐ (both players simultaneously)	Double Flap Jack
Double Team, Behind Standing Opponent	Ⓐ (both players simultaneously)	Double Team Knee Breaker
Double Team, Surrounding Opponent		
Double Team, Surrounding Opponent	Ⓐ (both players simultaneously)	Striking Combination
Double Team, Vs. Running Opponent	Ⓐ (both players simultaneously)	Double Team Back Toss
Double Team, Facing Opponent in Turnbuckle	Ⓐ (both players simultaneously)	Double Throw
Double Team, Behind Opponent in Turnbuckle	Ⓐ (both players simultaneously)	Double Impact
Grapple Face-Up Opponent's Upper Body	Ⓐ near opponent's head	Sleeper Hold
Grapple Face-Up Opponent's Side	Ⓐ near opponent's midsection	Mounted Punches
Grapple Face-Up Opponent's Lower Body	Ⓐ near opponent's legs	Figure-Four Leglock
Grapple Face-Down Opponent's Upper Body	Ⓐ near opponent's head	Headlock
Grapple Face-Down Opponent's Side	Ⓐ near opponent's midsection	Mahistrol Cradle
Grapple Face-Down Opponent's Lower Body	Ⓐ near opponent's legs	Knee Breaker
Flying Attack to Standing Opponent	Ⓑ	Missile Dropkick
Flying Attack to Standing Opponent	Ⓞ+Ⓑ	Flying Body Attack
Flying Attack to Downed Opponent	Ⓑ	Moonsault Splash 02
Flying Attack to Downed Opponent	Ⓞ+Ⓑ	Moonsault Splash 02
Flying Attack	Ⓐ+Ⓑ while in Special State	Diving Elbow Drop 01
Attack Standing Opponent From Above	Ⓞ towards opponent + Ⓑ	Flying Body Attack
Attack Downed Opponent From Above	Ⓞ towards opponent + Ⓑ	Diving Elbow Drop 01
Run and Dive Through Ropes vs. Opponent Outside Ring	Ⓑ near ropes while running	Baseball Slide
Run and Dive Through Ropes vs. Opponent Outside Ring	Ⓞ+Ⓑ near ropes while running	Diving Body Press 01
Standing Leap Over Ropes vs. Opponent Outside Ring	Ⓞ towards opponent + Ⓑ	Vaulting Body Press
Attack From Apron vs. Opponent Outside Ring	Ⓑ	Double Axe Handle
Taunt	Ⓞ (on + Control Pad)	Heartbreak Dancing
Taunt	↕ (on + Control Pad)	Heartbreak Dancing
Taunt	← (on + Control Pad)	Heartbreak Pose
Taunt	→ (on + Control Pad)	Heartbreak Pose
Special Taunt (Enter Special State)	Ⓐ+Ⓑ when you have a full Special Slot	Heartbreak Footwork
Taunt From Top of Turnbuckle	+ Control Pad	Taunt 05
Taunt From Apron	+ Control Pad	Guts Pose
Taunt After Victory	Automatic	Taunt 59



# STACY KEIBLER™

STACY KEIBLER™



## BIO

Perhaps no WWE Diva has gained as fanatical a following as quickly as this beautiful blonde, who drives male fans wild with her short skirts and long legs. But the former Baltimore Ravens cheerleader isn't just eye candy; she's got a brilliant mind and savvy business sense as well. With her risqué slogan, "I love my Testicles," she marketed Test into one of WWE's elite Superstars. With Test's increase in popularity, also came an inflated ego. He refused to acknowledge his business manager's assistance in his success, and even went so far as verbally and physically abusing her. Adding to the tension between the pair was the chivalrous actions of Scott Steiner, who came to Stacy's aid. It looks like Ms. Keibler now has a new client who will get a leg up on the competition with her in his corner.



### STATS

HEIGHT 5' 11"  
FROM Baltimore, MD

## SPECIAL MOVES

Lip Lock



Golden Hip



**QUESTION:** How did Stacy Keibler break into sports-entertainment?  
(Answer at bottom of page.)

Stacy™

ANSWER: Stacy won a WCW Nitro Girl talent search contest and became a WCW Superstar soon after.

# STACY KEIBLER™'S MOVES

DESCRIPTION	COMMAND	MOVE NAME
Light Strike	Ⓑ (tap)	Slap
Light Strike	Ⓑ (tap)	Front Kick
Combination Strike (2nd)	Ⓑ (repeatedly)	Slap
Combination Finish	Ⓑ after last Combination Strike	Axe Kick 01
Combination Finish	Ⓞ+Ⓑ after last Combination Strike	Spinning Back Kick
Heavy Strike	Ⓑ (hold)	Axe Kick 01
Heavy Strike	Ⓞ+Ⓑ (hold Ⓑ)	Spinning Back Kick
Strike Running Opponent	Ⓑ	Low Blow
Strike Running Opponent	Ⓞ+Ⓑ	Spinning Back Kick
Pull-Back Strike	Ⓑ after Irish Whipping opponent	Hammer Throw Shoulder Thrusts
Pull-Back Strike	Ⓞ+Ⓑ after Irish Whipping opponent	Hammer Throw Clothesline
Running Strike vs. Standing Opponent	Ⓑ while running	Elbow Strike
Running Strike vs. Standing Opponent	Ⓞ+Ⓑ while running	Clothesline-R
Strike Opponent Standing in Turnbuckle	Ⓑ	Slap
Strike Opponent Down in Turnbuckle	Ⓑ	Stomp 01
Running Strike vs. Opponent Standing in Turnbuckle	Ⓑ while running	Clothesline-R
Running Strike vs. Opponent Down in Turnbuckle	Ⓑ while running	Stomp 01
Strike Face-Up Downed Opponent	Ⓑ	Stomp 01
Strike Face-Down Downed Opponent	Ⓑ	Stomp 01
Running Strike vs. Face-Up Downed Opponent	Ⓑ while running	Stomp 01
Running Strike vs. Face-Down Downed Opponent	Ⓑ while running	Stomp 01
Face-Down Downed Opponent		
Front Grappled Strike	Ⓑ during Front Grapple	Elbow Smash-R
Front Grappled Striking	↑+Ⓑ during Front Grapple	Arm Wrench with Hook Kick
Front Grappled Striking	↓+Ⓑ during Front Grapple	Axe Kick 01
Front Grappled Striking	←+Ⓑ during Front Grapple	Knee Strike-L
Front Grappled Striking	→+Ⓑ during Front Grapple	Knee Strike-R
Light Front Grapple*	Ⓐ (tap)	Snapmare
*(Facing Standing Opponent)		
Light Front Grapple*	↑+Ⓐ (tap Ⓐ)	Headlock
Light Front Grapple*	↓+Ⓐ (tap Ⓐ)	Jaw Breaker 01
Light Front Grapple*	←+Ⓐ (tap Ⓐ)	Neck Breaker
Light Front Grapple*	→+Ⓐ (tap Ⓐ)	Arm Drag
Heavy Front Grapple*	Ⓐ (hold)	Cat-Fight Throw
Heavy Front Grapple*	↑+Ⓐ (hold Ⓐ)	Arm Wrench with Hook Kick
Heavy Front Grapple*	↓+Ⓐ (hold Ⓐ)	Manhattan Drop
Heavy Front Grapple*	←+Ⓐ (hold Ⓐ)	Bulldog
Heavy Front Grapple*	→+Ⓐ (hold Ⓐ)	Russian Leg Sweep
Front Grapple*	Ⓐ+Ⓑ while in Special State	Lip Lock
Rear Grappled Striking	Ⓑ during Rear Grapple	Punch-R
Rear Grappled Striking	↑+Ⓑ during Rear Grapple	Back Rake
Rear Grappled Striking	↓+Ⓑ during Rear Grapple	Spinning Back Kick
Rear Grappled Striking	←+Ⓑ during Rear Grapple	Elbow Smash-L
Rear Grappled Striking	→+Ⓑ during Rear Grapple	Elbow Smash-R
Light Rear Grapple**	Ⓐ (tap)	Sleeper Hold
** (Behind Standing Opponent)		
Light Rear Grapple**	↑+Ⓐ (tap Ⓐ)	Face Crusher 01
Light Rear Grapple**	↓+Ⓐ (tap Ⓐ)	School Boy
Light Rear Grapple**	←+Ⓐ (tap Ⓐ)	Take Down
Light Rear Grapple**	→+Ⓐ (tap Ⓐ)	Backslide Pin
Heavy Rear Grapple**	Ⓐ (hold)	Grapevine Choke
Heavy Rear Grapple**	↑+Ⓐ (hold Ⓐ)	Hair-Pull Slam
Heavy Rear Grapple**	↓+Ⓐ (hold Ⓐ)	Atomic Drop
Heavy Rear Grapple**	←+Ⓐ (hold Ⓐ)	Abdominal Stretch
Heavy Rear Grapple**	↓+Ⓐ (hold Ⓐ)	Russian Leg Sweep
Rear Grapple**	Ⓐ+Ⓑ while in Special State	Golden Hip
Light Front Turnbuckle Grapple***	Ⓐ (tap)	Chop to Breast
*** (Facing Opponent Standing in Turnbuckle)		
Light Front Turnbuckle Grapple***	Ⓞ+Ⓐ (tap Ⓐ)	Bulldog
Heavy Front Turnbuckle Grapple***	Ⓐ (hold)	Foot Choke

DESCRIPTION	COMMAND	MOVE NAME
Heavy Front Turnbuckle Grapple***	Ⓞ+Ⓐ (hold Ⓐ)	Cat-Fight Choke
Light Rear Turnbuckle Grapple'	Ⓐ (tap)	Face Slam to Pole
'(Behind Opponent Standing in Turnbuckle)		
Light Rear Turnbuckle Grapple'	Ⓞ+Ⓐ (tap Ⓐ)	Shoulder Thrusts
Heavy Rear Turnbuckle Grapple'	Ⓐ (hold)	School Boy
Heavy Rear Turnbuckle Grapple'	Ⓞ+Ⓐ (hold Ⓐ)	School Boy
Lower Turnbuckle Grapple'	Ⓐ	Stomping and Knee Trample
Front Top Turnbuckle Grapple (Facing Opponent on Top Turnbuckle)	Ⓐ	Throw
Rear Top Turnbuckle Grapple (Behind Opponent on Top Turnbuckle)	Ⓐ	Drop to Outside
Light Grapple vs. Running Opponent	Ⓐ (tap)	Sleeper Hold
Light Grapple vs. Running Opponent	Ⓞ+Ⓐ (tap Ⓐ)	Scissor Sweep
Heavy Grapple vs. Running Opponent	Ⓐ (hold)	Monkey Toss
Heavy Grapple vs. Running Opponent	Ⓞ+Ⓐ (hold Ⓐ)	Cat-Fight Throw
Leap Frog (vs. Running Opponent)	Ⓐ	Turnbuckle Dodge 02
Running Grapple, Facing Standing Opponent	Ⓐ while running	Swinging Neck Breaker
Running Grapple, Behind Standing Opponent	Ⓞ+Ⓐ while running	School Boy
Reversal Attack, After Catching Opponent's Leg w/[R]	Ⓐ	Push Down
Reversal Attack, After Catching Opponent's Leg w/[R]	Ⓞ+Ⓐ	Push Down
Testing Power, After Countering Grapple w/[L]	Ⓐ	Toe Kick
Grapple Opponent on Apron From Ring	Ⓐ	SuPLEX
Grapple Opponent in Ring From Apron	Ⓐ	Guillotine
Grapple Opponent Down in Ropes	Ⓐ	Pull and Drop
Grapple Opponent at Edge of Surface (Cage Roof, etc.)	Ⓐ	Throw
Double Team, Facing Standing Opponent	Ⓐ (both players simultaneously)	Double Flap Jack
Double Team, Behind Standing Opponent	Ⓐ (both players simultaneously)	Double-Team Knee Breaker
Double Team, Surrounding Opponent	Ⓐ (both players simultaneously)	Striking Combination
Double Team, vs. Running Opponent	Ⓐ (both players simultaneously)	Double Arm Drag
Double Team, Facing Opponent in Turnbuckle	Ⓐ (both players simultaneously)	Double Throw
Double Team, Behind Opponent in Turnbuckle	Ⓐ (both players simultaneously)	Double Impact
Grapple Face-Up Opponent's Upper Body	Ⓐ near opponent's head	Hair Trample
Grapple Face-Up Opponent's Side	Ⓐ near opponent's midsection	Mounted Punches
Grapple Face-Up Opponent's Lower Body	Ⓐ near opponent's legs	Kick to Hamstring
Grapple Face-Down Opponent's Upper Body	Ⓐ near opponent's head	Camel Clutch
Grapple Face-Down Opponent's Side	Ⓐ near opponent's midsection	Arm Wrench with Toe Kick
Grapple Face-Down Opponent's Lower Body	Ⓐ near opponent's legs	Knee Breaker
Flying Attack to Standing Opponent	Ⓑ	Double Axe Handle
Flying Attack to Standing Opponent	Ⓞ+Ⓑ	Missile Dropkick
Flying Attack to Downed Opponent	Ⓑ	Diving Body Splash
Flying Attack to Downed Opponent	Ⓞ+Ⓑ	Diving Body Splash
Attack Standing Opponent From Above	Ⓞ towards opponent + Ⓑ	Double Axe Handle
Attack Downed Opponent From Above	Ⓞ towards opponent + Ⓑ	Diving Body Splash
Run and Dive Through Ropes vs. Opponent Outside Ring	Ⓑ near ropes while running	Baseball Slide
Run and Dive Through Ropes vs. Opponent Outside Ring	Ⓞ+Ⓑ near ropes while running	Baseball Slide
Attack From Apron vs. Opponent Outside Ring	Ⓑ	Double Axe Handle
Taunt	↑ (on + Control Pad)	Boast
Taunt	↓ (on + Control Pad)	Clapping
Taunt	← (on + Control Pad)	Royal Greeting
Taunt	→ (on + Control Pad)	Royal Greeting
Special Taunt (Enter Special State)	Ⓐ+Ⓑ when you have a full Special Slot	Look at Me!
Taunt From Top of Turnbuckle	+ Control Pad	Taunt 06
Taunt From Apron	+ Control Pad	Happy
Taunt After Victory	Automatic	Taunt 47

# STEPHANIE MCMAHON™ BIO

Stephanie McMahon has experienced many changes in her life since her first appearance on WWE television. But like her father, Vince McMahon, she's always come out stronger from her battles. No longer the manipulative bride of Triple H, Stephanie has begun a whole new chapter in her controversial career. She is now the General Manager of *SmackDown!*, waging war on a weekly basis with *Raw* GM Eric Bischoff in an attempt to make sure her show is the best in sports-entertainment. Her past actions are a clear illustration that Stephanie will go to any length (or depth) to ensure her supremacy.



## STATS

HEIGHT FROM  
5'8" Greenwich, CT

CAREER HIGHLIGHTS  
WWE Women's Champion

## SPECIAL MOVES

Full Swinging Slap




Pedigree™



Grapevine Choke



Shattered Dreams™



**QUESTION:** Who did Stephanie McMahon beat for her one and only Women's Championship run, and who beat her to end it?(Answer at bottom of page.)

ANSWER: Stephanie beat Jacqueline to win the Women's Title and lost the title to Lita.


# STEPHANIE MCMAHON™'S MOVES

DESCRIPTION	COMMAND	MOVE NAME
Light Strike	Ⓑ (tap)	Slap
Light Strike	Ⓑ (tap)	Toe Kick 02
Combination Strike (2nd)	Ⓑ (repeatedly)	Slap
Combination Finish	Ⓑ after last Combination Strike	Hard Slap
Combination Finish	Ⓞ+Ⓑ after last Combination Strike	Low Blow
Heavy Strike	Ⓑ (hold)	Hard Slap
Heavy Strike	Ⓞ+Ⓑ (hold Ⓑ)	Low Blow
Strike Running Opponent	Ⓑ	Hard Slap
Strike Running Opponent	Ⓞ+Ⓑ	Low Blow
Pull-Back Strike	Ⓑ after Irish Whipping opponent	Hammer Throw Shoulder Thrusts
Pull-Back Strike	Ⓞ+Ⓑ after Irish Whipping opponent	Hammer Throw Clothesline
Running Strike vs. Standing Opponent	Ⓑ while running	Elbow Strike
Running Strike vs. Standing Opponent	Ⓞ+Ⓑ while running	Spear 01
Strike Opponent Standing in Turnbuckle	Ⓑ	Slap
Strike Opponent Down in Turnbuckle	Ⓑ	Stomp 01
Running Strike vs. Opponent Standing in Turnbuckle	Ⓑ while running	Back Elbow Strike
Running Strike vs. Opponent Down in Turnbuckle	Ⓑ while running	Toe Kick
Strike Face-Up Downed Opponent	Ⓑ	Stomp 01
Strike Face-Down Downed Opponent	Ⓑ	Toe Kick
Running Strike vs. Face-Up Downed Opponent	Ⓑ while running	Elbow Drop
Running Strike vs. Face-Down Downed Opponent	Ⓑ while running	Toe Kick
Front Grappled Strike	Ⓑ during Front Grapple	Punch-R
Front Grappled Striking	↑+Ⓑ during Front Grapple	Eye Rake
Front Grappled Striking	↓+Ⓑ during Front Grapple	Low Blow
Front Grappled Striking	←+Ⓑ during Front Grapple	Elbow Smash-L
Front Grappled Striking	→+Ⓑ during Front Grapple	Elbow Smash-R
Light Front Grapple*	Ⓐ (tap)	Headlock Takedown
*(Facing Standing Opponent)		
Light Front Grapple*	↑+Ⓐ (tap Ⓐ)	Headlock
Light Front Grapple*	↓+Ⓐ (tap Ⓐ)	Small Package
Light Front Grapple*	←+Ⓐ (tap Ⓐ)	Russian Leg Sweep
Light Front Grapple*	→+Ⓐ (tap Ⓐ)	Arm Wrench with Elbow Stomp
Heavy Front Grapple*	Ⓐ (hold)	Snapmare
Heavy Front Grapple*	↑+Ⓐ (hold Ⓐ)	Cat-Fight Throw
Heavy Front Grapple*	↓+Ⓐ (hold Ⓐ)	DDT
Heavy Front Grapple*	←+Ⓐ (hold Ⓐ)	Neck Breaker
Heavy Front Grapple*	→+Ⓐ (hold Ⓐ)	Over the Shoulder Takedown
Front Grapple*	Ⓐ+Ⓑ while in Special State	Full-Swinging Slap
Front Grapple (Facing Standing Opponent)	Ⓐ+Ⓑ while in Special State	Pedigree
Rear Grappled Striking	Ⓑ during Rear Grapple	Punch-R
Rear Grappled Striking	↑+Ⓑ during Rear Grapple	Hard Slap
Rear Grappled Striking	↓+Ⓑ during Rear Grapple	Grappling Low Blow
Rear Grappled Striking	←+Ⓑ during Rear Grapple	Elbow Smash-L
Rear Grappled Striking	→+Ⓑ during Rear Grapple	Elbow Smash-R
Light Rear Grapple**	Ⓐ (tap)	Sleeper Hold
** (Behind Standing Opponent)		
Light Rear Grapple**	↑+Ⓐ (tap Ⓐ)	Face Crusher 01
Light Rear Grapple**	↓+Ⓐ (tap Ⓐ)	Take Down
Light Rear Grapple**	←+Ⓐ (tap Ⓐ)	Russian Leg Sweep
Light Rear Grapple**	→+Ⓐ (tap Ⓐ)	Backside Pin
Heavy Rear Grapple**	Ⓐ (hold)	School Boy
Heavy Rear Grapple**	↑+Ⓐ (hold Ⓐ)	Hair Pull Slam
Heavy Rear Grapple**	↓+Ⓐ (hold Ⓐ)	Falling Neck Breaker
Heavy Rear Grapple**	←+Ⓐ (hold Ⓐ)	Abdominal Stretch
Heavy Rear Grapple**	↓+Ⓐ (hold Ⓐ)	Atomic Drop
Rear Grapple**	Ⓐ+Ⓑ while in Special State	Grapevine Choke
Light Front Turnbuckle Grapple***	Ⓐ (tap)	10 Punches
*** (Facing Opponent Standing in Turnbuckle)		
Light Front Turnbuckle Grapple***	Ⓞ+Ⓐ (tap Ⓐ)	Shoulder Thrusts
Heavy Front Turnbuckle Grapple***	Ⓐ (hold)	Foot Choke
Heavy Front Turnbuckle Grapple***	Ⓞ+Ⓐ (hold Ⓐ)	Bulldog

DESCRIPTION	COMMAND	MOVE NAME
Front Turnbuckle Grapple***	Ⓐ+Ⓑ while in Special State	Shattered Dreams
Light Rear Turnbuckle Grapple'	Ⓐ (tap)	Face Slam to Pole
' (Behind Opponent Standing in Turnbuckle)		
Light Rear Turnbuckle Grapple'	Ⓞ+Ⓐ (tap Ⓐ)	Shoulder Thrusts
Heavy Rear Turnbuckle Grapple'	Ⓐ (hold)	Sky-High Back Drop
Heavy Rear Turnbuckle Grapple'	Ⓞ+Ⓐ (hold Ⓐ)	Sky-High Back Drop
Lower Turnbuckle Grapple (Facing Opponent Sitting in Turnbuckle)	Ⓐ	Face Trample
Front Top Turnbuckle Grapple (Facing Opponent on Top Turnbuckle)	Ⓐ	Throw
Rear Top Turnbuckle Grapple (Behind Opponent on Top Turnbuckle)	Ⓐ	Drop to Outside
Light Grapple vs. Running Opponent	Ⓐ (tap)	Sleeper Hold
Light Grapple vs. Running Opponent	Ⓞ+Ⓐ (tap Ⓐ)	Monkey Toss
Heavy Grapple vs. Running Opponent	Ⓐ (hold)	Back Toss
Heavy Grapple vs. Running Opponent	Ⓞ+Ⓐ (hold Ⓐ)	Cat-Fight Throw
Leap Frog (vs. Running Opponent)	Ⓐ	Turnbuckle Dodge 01
Running Grapple, Facing Standing Opponent	Ⓐ while running	Swinging Neck Breaker
Running Grapple, Behind Standing Opponent	Ⓞ+Ⓐ while running	Face Crusher
Reversal Attack, After Catching Opponent's Leg w/Ⓡ	Ⓐ	Push Down
Reversal Attack, After Catching Opponent's Leg w/Ⓡ	Ⓞ+Ⓐ	Push Down
Testing Power, After Countering Grapple w/Ⓛ	Ⓐ	Toe Kick
Grapple Opponent on Apron From Ring	Ⓐ	Throw into Inside
Grapple Opponent in Ring From Apron	Ⓐ	Guillotine
Grapple Opponent Down in Ropes	Ⓐ	Pull and Drop
Grapple Opponent at Edge of Surface (Cage Roof, etc.)	Ⓐ	Throw
Double Team, Facing Standing Opponent	Ⓐ (both players simultaneously)	Double Flap Jack
Double Team, Behind Standing Opponent	Ⓐ (both players simultaneously)	Double-Team Knee Breaker
Double Team, Surrounding Opponent	Ⓐ (both players simultaneously)	Striking Combination
Double Team, vs. Running Opponent	Ⓐ (both players simultaneously)	Double-Team Body Press Drop
Double Team, Facing Opponent in Turnbuckle	Ⓐ (both players simultaneously)	Double Throw
Double Team, Behind Opponent in Turnbuckle	Ⓐ (both players simultaneously)	Double Impact
Grapple Face-Up Opponent's Upper Body	Ⓐ near opponent's head	Hair Trample
Grapple Face-Up Opponent's Side	Ⓐ near opponent's midsection	Mounted Punches
Grapple Face-Up Opponent's Lower Body	Ⓐ near opponent's legs	Stomp to Groin
Grapple Face-Down Opponent's Upper Body	Ⓐ near opponent's head	Camel Clutch
Grapple Face-Down Opponent's Side	Ⓐ near opponent's midsection	Headlock
Grapple Face-Down Opponent's Lower Body	Ⓐ near opponent's legs	Knee Breaker
Flying Attack to Standing Opponent	Ⓑ	Flying Body Attack
Flying Attack to Standing Opponent	Ⓞ+Ⓑ	Flying Body Attack
Flying Attack to Downed Opponent	Ⓑ	Diving Body Splash
Flying Attack to Downed Opponent	Ⓞ+Ⓑ	Diving Body Splash
Attack Standing Opponent From Above	Ⓞ towards opponent + Ⓑ	Flying Body Attack
Attack Downed Opponent From Above	Ⓞ towards opponent + Ⓑ	Diving Body Splash
Run and Dive Through Ropes vs. Opponent Outside Ring	Ⓑ near ropes while running	Baseball Slide
Run and Dive Through Ropes vs. Opponent Outside Ring	Ⓞ+Ⓑ near ropes while running	Baseball Slide
Attack From Apron vs. Opponent Outside Ring	Ⓑ	Double Axe Handle
Taunt	↑ (on + Control Pad)	Boast
Taunt	↓ (on + Control Pad)	Boast
Taunt	← (on + Control Pad)	Clapping
Taunt	→ (on + Control Pad)	Clapping
Special Taunt (Enter Special State)	Ⓐ+Ⓑ when you have a full Special Slot	Come on! 02
Taunt From Top of Turnbuckle	+ Control Pad	Taunt 01
Taunt From Apron	+ Control Pad	Clapping Hands 01
Taunt After Victory	Automatic	Taunt 32

# STONE COLD STEVE AUSTIN™ BIO


Stone Cold Steve Austin is arguably the greatest Superstar in the history of World Wrestling Entertainment. A six-time World Champion, the Texas Rattlesnake has main-evented three *WrestleMania* events, won the *Royal Rumble* match three times, and has had memorable matches against the greatest Superstars in the game. Austin's era of greatness began at the 1996 *King of the Ring*. After winning the tournament, Austin coined the phrase, "Austin 3:16," which means that "I just whipped your ass!" He would go on to win his first World Championship at *WrestleMania XIV* in 1998 with some help from boxer Mike Tyson, and would then segue into the infamous "Austin vs. McMahon" feud, which propelled sports-entertainment into the stratosphere. After returning from a career-threatening neck injury in 2000, the Rattlesnake quickly climbed back to the top of the roster, culminating in his WWE Championship win over The Rock at *WrestleMania X-Seven*, in front of 67,925 of his fellow Texans at the Reliant Astrodome! He's a trash-talkin', beer-swillin', finger-gesturin', ass-kickin' S.O.B., and millions of World Wrestling Entertainment fans wouldn't have it any other way!



## STATS

HEIGHT	WEIGHT	FROM
6' 2"	252 lbs.	Victoria, TX
FAVORITE QUOTE		
"And that's the bottom line, 'cause Stone Cold said so!"		
FINISHING MOVE		
Stone Cold Stunner		
CAREER HIGHLIGHTS		
WWE World Champion, Intercontinental Champion, Tag Team Champion, <i>King Of the Ring</i> 1996, 1997, 1998, 2001 <i>Royal Rumble</i> winner, WCW U.S. Champion, WCW Tag Team Champion		

## SPECIAL MOVES



**QUESTION:** What was Steve Austin's first WWE ring name? (Answer at bottom of page.)

*Stone Cold Steve Austin™ #1*

ANSWER: Austin started his WWE run as "The Million-Dollar Man" Ted DiBiase. Ringmaster Steve Austin and was managed by "The Million-Dollar Man" Ted DiBiase.

# STONE COLD STEVE AUSTIN™'S MOVES

DESCRIPTION	COMMAND	MOVE NAME
Light Strike	Ⓑ (tap)	Austin Punch
Light Strike	Ⓑ (tap)	Toe Kick 02
Combination Strike (2nd)	Ⓑ (repeatedly)	Austin Punch
Combination Strike (3rd)	Ⓑ (repeatedly)	Austin Punch
Combination Finish	Ⓑ after last Combination Strike	Bionic Punch
Combination Finish	Ⓞ+Ⓑ after last Combination Strike	Hard Back Chop
Heavy Strike	Ⓑ (hold)	Bionic Punch
Heavy Strike	Ⓞ+Ⓑ (hold Ⓑ)	Hard Back Chop
Strike Running Opponent	Ⓑ	Kitchen Sink
Strike Running Opponent	Ⓞ+Ⓑ	Jumping Clothesline
Pull-Back Strike	Ⓑ after Irish Whipping opponent	Hammer Throw Shoulder Thrusts
Pull-Back Strike	Ⓞ+Ⓑ after Irish Whipping opponent	Hammer Throw Clothesline
Running Strike vs. Standing Opponent	Ⓑ while running	Kitchen Sink
Running Strike vs. Standing Opponent	Ⓞ+Ⓑ while running	Diving Clothesline 03
Strike Opponent Standing in Turnbuckle	Ⓑ	Bionic Punch
Strike Opponent Down in Turnbuckle	Ⓑ	Stomp 01
Running Strike vs. Opponent Standing in Turnbuckle	Ⓑ while running	Back Elbow Strike
Running Strike vs. Opponent Down in Turnbuckle	Ⓑ while running	Running Knee Attack
Strike Face-Up Downed Opponent	Ⓑ	Austin Elbow Drop
Strike Face-Down Downed Opponent	Ⓑ	Stomp 01
Running Strike vs. Face-Up Downed Opponent	Ⓑ while running	Austin Elbow Drop
Running Strike vs. Face-Down Downed Opponent	Ⓑ while running	Stomp 01
Front Grappled Strike	Ⓑ during Front Grapple	Knee Lift-R
Front Grappled Striking	↑+Ⓑ during Front Grapple	Sledgehammer
Front Grappled Striking	↓+Ⓑ during Front Grapple	Heavy Knee Lift
Front Grappled Striking	←+Ⓑ during Front Grapple	Punch-L
Front Grappled Striking	→+Ⓑ during Front Grapple	Punch-R
Light Front Grapple*	Ⓐ (tap)	Headlock Takedown
*(Facing Standing Opponent)		
Light Front Grapple*	↑+Ⓐ (tap Ⓐ)	Suplex
Light Front Grapple*	↓+Ⓐ (tap Ⓐ)	Scoop Slam
Light Front Grapple*	←+Ⓐ (tap Ⓐ)	Arm Wrench with Elbow Stomp
Light Front Grapple*	→+Ⓐ (tap Ⓐ)	Russian Leg Sweep
Heavy Front Grapple*	Ⓐ (hold)	DDT
Heavy Front Grapple*	↑+Ⓐ (hold Ⓐ)	Bionic Spine Buster
Heavy Front Grapple*	↓+Ⓐ (hold Ⓐ)	Pile Driver
Heavy Front Grapple*	←+Ⓐ (hold Ⓐ)	Manhattan Drop
Heavy Front Grapple*	→+Ⓐ (hold Ⓐ)	Russian Leg Sweep
Front Grapple*	Ⓐ+Ⓑ while in Special State	Stone Cold Stunner
Rear Grappled Striking	Ⓑ during Rear Grapple	Punch-R
Rear Grappled Striking	↑+Ⓑ during Rear Grapple	Elbow Strike for Backhead
Rear Grappled Striking	↓+Ⓑ during Rear Grapple	Clothesline-R
Rear Grappled Striking	←+Ⓑ during Rear Grapple	Elbow Smash-L
Rear Grappled Striking	→+Ⓑ during Rear Grapple	Elbow Smash-R
Light Rear Grapple**	Ⓐ (tap)	Hair-Pull Slam
**(Behind Standing Opponent)		
Light Rear Grapple**	↑+Ⓐ (tap Ⓐ)	Sleeper Hold
Light Rear Grapple**	↓+Ⓐ (tap Ⓐ)	Atomic Drop
Light Rear Grapple**	←+Ⓐ (tap Ⓐ)	Russian Leg Sweep
Light Rear Grapple**	→+Ⓐ (tap Ⓐ)	Wrestling Lift
Heavy Rear Grapple**	Ⓐ (hold)	Grapevine Choke
Heavy Rear Grapple**	↑+Ⓐ (hold Ⓐ)	German Suplex
Heavy Rear Grapple**	↓+Ⓐ (hold Ⓐ)	School Boy
Heavy Rear Grapple**	←+Ⓐ (hold Ⓐ)	Abdominal Stretch
Heavy Rear Grapple**	↓+Ⓐ (hold Ⓐ)	Back Drop
Rear Grapple**	Ⓐ+Ⓑ while in Special State	Cobra Clutch
Light Front Turnbuckle Grapple***	Ⓐ (tap)	10 Punches
*** (Facing Opponent Standing in Turnbuckle)		
Light Front Turnbuckle Grapple***	Ⓞ+Ⓐ (tap Ⓐ)	Knee Strikes
Heavy Front Turnbuckle Grapple***	Ⓐ (hold)	Mixed Strikes
Heavy Front Turnbuckle Grapple***	Ⓞ+Ⓐ (hold Ⓐ)	Suplex

DESCRIPTION	COMMAND	MOVE NAME
Light Rear Turnbuckle Grapple'	Ⓐ (tap)	Shoulder Thrusts
'(Behind Opponent Standing in Turnbuckle)		
Light Rear Turnbuckle Grapple'	Ⓞ+Ⓐ (tap Ⓐ)	Face Slam to Pole
Heavy Rear Turnbuckle Grapple'	Ⓐ (hold)	School Boy
Heavy Rear Turnbuckle Grapple'	Ⓞ+Ⓐ (hold Ⓐ)	Super Back Drop
Lower Turnbuckle Grapple (Facing Opponent Sitting in Turnbuckle)	Ⓐ	Madhole Stomp
Front Top Turnbuckle Grapple (Facing Opponent on Top Turnbuckle)	Ⓐ	Superplex
Rear Top Turnbuckle Grapple (Behind Opponent on Top Turnbuckle)	Ⓐ	Tree of Woe Stomp
Light Grapple vs. Running Opponent	Ⓐ (tap)	Scissor Sweep
Light Grapple vs. Running Opponent	Ⓞ+Ⓐ (tap Ⓐ)	Sleeper Hold
Heavy Grapple vs. Running Opponent	Ⓐ (hold)	Bionic Spine Buster
Heavy Grapple vs. Running Opponent	Ⓞ+Ⓐ (hold Ⓐ)	Thesz Press Knuckle
Leap Frog (vs. Running Opponent)	Ⓐ	Turnbuckle Dodge 01
Running Grapple, Facing Standing Opponent	Ⓐ while running	Neck Breaker
Running Grapple, Behind Standing Opponent	Ⓞ+Ⓐ while running	Bulldog
Reversal Attack, After Catching Opponent's Leg w/[R]	Ⓐ	Elbow Stomp
Reversal Attack, After Catching Opponent's Leg w/[R]	Ⓞ+Ⓐ	Push Down
Testing Power, After Countering Grapple w/[L]	Ⓐ	Toe Kick
Grapple Opponent on Apron From Ring	Ⓐ	Suplex
Grapple Opponent in Ring From Apron	Ⓐ	Guillotine
Grapple Opponent Down in Ropes	Ⓐ	Rope Guillotine
Grapple Opponent at Edge of Surface (Cage Roof, etc.)	Ⓐ	Throw
Double Team, Facing Standing Opponent	Ⓐ (both players simultaneously)	Double Suplex
Double Team, Behind Standing Opponent	Ⓐ (both players simultaneously)	Double Back Drop
Double Team, Surrounding Opponent	Ⓐ (both players simultaneously)	Striking Combination
Double Team, vs. Running Opponent	Ⓐ (both players simultaneously)	Double-Team Back Toss
Double Team, Facing Opponent in Turnbuckle	Ⓐ (both players simultaneously)	Double Throw
Double Team, Behind Opponent in Turnbuckle	Ⓐ (both players simultaneously)	Double Impact
Grapple Face-Up Opponent's Upper Body	Ⓐ near opponent's head	Mounted Punches
Grapple Face-Up Opponent's Side	Ⓐ near opponent's midsection	Guri Guri
Grapple Face-Up Opponent's Lower Body	Ⓐ near opponent's legs	Stomp to Groin
Grapple Face-Up Opponent's Lower Body	Ⓐ+Ⓑ while in Special State	STF
Grapple Face-Down Opponent's Upper Body	Ⓐ near opponent's head	Headlock
Grapple Face-Down Opponent's Side	Ⓐ near opponent's midsection	Arm Wrench with Toe Kick
Grapple Face-Down Opponent's Lower Body	Ⓐ near opponent's legs	Knee Breaker
Grapple Face-Down Opponent's Lower Body	Ⓐ+Ⓑ while in Special State	STF
Flying Attack to Standing Opponent	Ⓑ	Double Axe Handle
Flying Attack to Standing Opponent	Ⓞ+Ⓑ	Elbow Strike
Flying Attack to Downed Opponent	Ⓑ	Diving Elbow Drop 01
Flying Attack to Downed Opponent	Ⓞ+Ⓑ	Diving Elbow Drop 01
Attack Standing Opponent From Above	Ⓞ towards opponent + Ⓑ	Elbow Strike
Attack Downed Opponent From Above	Ⓞ towards opponent + Ⓑ	Diving Elbow Drop 01
Run and Dive Through Ropes vs. Opponent Outside Ring	Ⓑ near ropes while running	Baseball Slide
Run and Dive Through Ropes vs. Opponent Outside Ring	Ⓞ+Ⓑ near ropes while running	Baseball Slide
Attack From Apron vs. Opponent Outside Ring	Ⓑ	Double Axe Handle
Taunt	↑ (on + Control Pad)	The Finger
Taunt	↓ (on + Control Pad)	Abusing
Taunt	← (on + Control Pad)	The Finger
Taunt	→ (on + Control Pad)	The Finger
Special Taunt (Enter Special State)	Ⓐ+Ⓑ when you have a full Special Slot	Ready for Stunner
Taunt From Top of Turnbuckle	+ Control Pad	Taunt 01
Taunt From Apron	+ Control Pad	Clapping Hands 01
Taunt After Victory	Automatic	Taunt 03

# TAJIRI™



## BIO

"The Japanese Buzzsaw" has arrived in World Wrestling Entertainment And there's no denying what this young stud is capable of accomplishing in the ring. While on a tour of Mexico, Tajiri incorporated a high-flying *lucha libre* style into his background of martial arts and Japanese shoot wrestling to become one of the top young junior heavyweights in the world. In 1998, Paul Heyman gave Tajiri an opportunity in Extreme Championship Wrestling, where the Japanese Buzzsaw worked a series of memorable matches, including a few with Tazz. Tajiri's blinding, rapid-fire kicks to the face and an unorthodox maneuver called the Tarantula earned respect throughout the sports-entertainment world, as well as a place in the WWE Cruiserweight Division.



### STATS

HEIGHT	WEIGHT	FROM
5' 9"	205 lbs.	Japan

#### CAREER HIGHLIGHTS

WWE Light-Heavyweight Champion; WWE Cruiserweight Champion; ECW Television Champion; ECW Tag Team Champion; WWE Tag Team Champion

## SPECIAL MOVES

Buzzsaw Kick with Poison Mist™



Dragon Suplex Pin™



**QUESTION:** How many different professional wrestling organizations has Tajiri worked for? (Answer at bottom of page.)



ANSWER: From the beginning of his career to the present day, Tajiri has worked for IWA, Big Japan, ECW, and WWE.

# TAJIRI™'S MOVES

DESCRIPTION	COMMAND	MOVE NAME
Light Strike	Ⓑ (tap)	Karate Strike-R
Light Strike	Ⓑ (tap)	Light Middle Kick-R
Combination Strike (2nd)	Ⓑ (repeatedly)	Karate Strike-L
Combination Strike (3rd)	Ⓑ (repeatedly)	Low Kick 01
Combination Finish	Ⓑ after last Combination Strike	Missile Dropkick
Combination Finish	Ⓞ+Ⓑ after last Combination Strike	Spinning Wheel Kick 01
Heavy Strike	Ⓑ (hold)	Missile Dropkick
Heavy Strike	Ⓞ+Ⓑ (hold Ⓑ)	Spinning Wheel Kick 01
Strike Running Opponent	Ⓑ	Sidekick 02
Strike Running Opponent	Ⓞ+Ⓑ	Spinning Wheel Kick 01
Pull-Back Strike	Ⓑ after Irish Whipping opponent	Hammer Throw Shoulder Thrusts
Pull-Back Strike	Ⓞ+Ⓑ after Irish Whipping opponent	Hammer Throw Clothesline
Running Strike vs. Standing Opponent	Ⓑ while running	Missile Dropkick
Running Strike vs. Standing Opponent	Ⓞ+Ⓑ while running	Spinning Wheel Kick
Strike Opponent Standing in Turnbuckle	Ⓑ	High Kick
Strike Opponent Down in Turnbuckle	Ⓑ	Stomp 01
Running Strike vs. Opponent Standing in Turnbuckle	Ⓑ while running	Missile Dropkick
Running Strike vs. Opponent Down in Turnbuckle	Ⓑ while running	Gun Packet
Strike Face-Up Downed Opponent	Ⓑ	Moonsault Splash
Strike Face-Down Downed Opponent	Ⓑ	Stomp 01
Running Strike vs. Face-Up Downed Opponent	Ⓑ while running	Jumping Knee Drop
Running Strike vs. Face-Down Downed Opponent	Ⓑ while running	Dropkick
Front Grappled Strike	Ⓑ during Front Grapple	Punch-R
Front Grappled Striking	↑+Ⓑ during Front Grapple	Arm Wrench with Hook Kick
Front Grappled Striking	↓+Ⓑ during Front Grapple	Dropkick to Breast
Front Grappled Striking	←+Ⓑ during Front Grapple	Body Blow-L
Front Grappled Striking	→+Ⓑ during Front Grapple	Body Blow-R
Light Front Grapple*	Ⓐ (tap)	Headlock Takedown
*(Facing Standing Opponent)		
Light Front Grapple*	↑+Ⓐ (tap Ⓐ)	Snap Suplex
Light Front Grapple*	↓+Ⓐ (tap Ⓐ)	Scoop Slam
Light Front Grapple*	←+Ⓐ (tap Ⓐ)	Arm Drag
Light Front Grapple*	→+Ⓐ (tap Ⓐ)	Small Package
Heavy Front Grapple*	Ⓐ (hold)	DDT
Heavy Front Grapple*	↑+Ⓐ (hold Ⓐ)	Northern Light Suplex Pin
Heavy Front Grapple*	↓+Ⓐ (hold Ⓐ)	Hurricane™
Heavy Front Grapple*	←+Ⓐ (hold Ⓐ)	Arm Wrench with Hook Kick
Heavy Front Grapple*	→+Ⓐ (hold Ⓐ)	Russian Leg Sweep
Front Grapple*	Ⓐ+Ⓑ while in Special State	Buzzsaw Kick with Poison Mist
Rear Grappled Striking	Ⓑ during Rear Grapple	Punch-R
Rear Grappled Striking	↑+Ⓑ during Rear Grapple	Elbow Strike for Backhead
Rear Grappled Striking	↓+Ⓑ during Rear Grapple	Elbow Strike
Rear Grappled Striking	←+Ⓑ during Rear Grapple	Elbow Smash-L
Rear Grappled Striking	→+Ⓑ during Rear Grapple	Elbow Smash-R
Light Rear Grapple**	Ⓐ (tap)	Face Crusher 01
**(Behind Standing Opponent)		
Light Rear Grapple**	↑+Ⓐ (tap Ⓐ)	Sleeper Hold
Light Rear Grapple**	↓+Ⓐ (tap Ⓐ)	Backslide Pin
Light Rear Grapple**	←+Ⓐ (tap Ⓐ)	Abdominal Stretch
Light Rear Grapple**	→+Ⓐ (tap Ⓐ)	Back Drop
Heavy Rear Grapple**	Ⓐ (hold)	Octopus Stretch
Heavy Rear Grapple**	↑+Ⓐ (hold Ⓐ)	German Suplex Pin
Heavy Rear Grapple**	↓+Ⓐ (hold Ⓐ)	Japanese Rolling Clutch Pin
Heavy Rear Grapple**	←+Ⓐ (hold Ⓐ)	Abdominal Stretch
Heavy Rear Grapple**	↓+Ⓐ (hold Ⓐ)	Russian Leg Sweep
Rear Grapple**	Ⓐ+Ⓑ while in Special State	Dragon Suplex Pin
Light Front Turnbuckle Grapple***	Ⓐ (tap)	Shoulder Thrusts
***(Facing Opponent Standing in Turnbuckle)		
Light Front Turnbuckle Grapple***	Ⓞ+Ⓐ (tap Ⓐ)	Pulling Leg Thrust
Heavy Front Turnbuckle Grapple***	Ⓐ (hold)	Superplex
Heavy Front Turnbuckle Grapple***	Ⓞ+Ⓐ (hold Ⓐ)	Super Hurricane
Light Rear Turnbuckle Grapple¹	Ⓐ (tap)	Face Slam to Pole

¹(Behind Opponent Standing in Turnbuckle)

DESCRIPTION	COMMAND	MOVE NAME
Light Rear Turnbuckle Grapple¹	Ⓞ+Ⓐ (tap Ⓐ)	Shoulder Thrusts
Heavy Rear Turnbuckle Grapple¹	Ⓐ (hold)	Super Back Drop
Heavy Rear Turnbuckle Grapple¹	Ⓞ+Ⓐ (hold Ⓐ)	Tarantula
Lower Turnbuckle Grapple (Facing Opponent Sitting in Turnbuckle)	Ⓐ	Stomping and Knee Trample
Front Top Turnbuckle Grapple (Facing Opponent on Top Turnbuckle)	Ⓐ	Super Hurricane
Rear Top Turnbuckle Grapple (Behind Opponent on Top Turnbuckle)	Ⓐ	Tree of Woe Stomp
Light Grapple vs. Running Opponent	Ⓐ (tap)	Scissor Sweep
Light Grapple vs. Running Opponent	Ⓞ+Ⓐ (tap Ⓐ)	Arm Drag
Heavy Grapple vs. Running Opponent	Ⓐ (hold)	Hurricane 01
Heavy Grapple vs. Running Opponent	Ⓞ+Ⓐ (hold Ⓐ)	Hurricane 02
Leap Frog (vs. Running Opponent)	Ⓐ	Turnbuckle Dodge 01
Running Grapple, Facing Standing Opponent	Ⓐ while running	Head Scissor 01
Running Grapple, Behind Standing Opponent	Ⓞ+Ⓐ while running	School Boy
Reversal Attack, After Catching Opponent's Leg w/Ⓞ	Ⓐ	Dragon Screw
Reversal Attack, After Catching Opponent's Leg w/Ⓞ	Ⓞ+Ⓐ	Dragon Screw
Testing Power, After Countering Grapple w/Ⓞ	Ⓐ	Test of Strength Flip
Grapple Opponent on Apron From Ring	Ⓐ	Suplex
Grapple Opponent in Ring From Apron	Ⓐ	Sunset Flip
Grapple Opponent Down in Ropes	Ⓐ	Rope Guillotine
Grapple Opponent at Edge of Surface (Cage Roof, etc.)	Ⓐ	Throw
Double Team, Facing Standing Opponent	Ⓐ (both players simultaneously)	Double Flap Jack
Double Team, Behind Standing Opponent	Ⓐ (both players simultaneously)	Double Back Drop
Double Team, Surrounding Opponent	Ⓐ (both players simultaneously)	High-Angle Neck Breaker
Double Team, vs. Running Opponent	Ⓐ (both players simultaneously)	Double-Team Scissor Sweep
Double Team, Facing Opponent in Turnbuckle	Ⓐ (both players simultaneously)	Double Throw
Double Team, Behind Opponent in Turnbuckle	Ⓐ (both players simultaneously)	Double Impact
Grapple Face-Up Opponent's Upper Body	Ⓐ near opponent's head	Surfboard Stretch
Grapple Face-Up Opponent's Side	Ⓐ near opponent's midsection	Knee Smash
Grapple Face-Up Opponent's Lower Body	Ⓐ near opponent's legs	Leg Drop to Groin
Grapple Face-Down Opponent's Upper Body	Ⓐ near opponent's head	Headlock
Grapple Face-Down Opponent's Side	Ⓐ near opponent's midsection	Mahistral Cradle
Grapple Face-Down Opponent's Lower Body	Ⓐ near opponent's legs	Mexican Surfboard Stretch
Flying Attack to Standing Opponent	Ⓑ	Missile Dropkick
Flying Attack to Standing Opponent	Ⓞ+Ⓑ	Hurricane
Flying Attack to Downed Opponent	Ⓑ	Moonsault Splash 01
Flying Attack to Downed Opponent	Ⓞ+Ⓑ	Moonsault Splash 01
Attack Standing Opponent From Above	Ⓞ towards opponent + Ⓑ	Hurricane
Attack Downed Opponent From Above	Ⓞ towards opponent + Ⓑ	Moonsault Splash 01
Run and Dive Through Ropes vs. Opponent Outside Ring	Ⓑ near ropes while running	Baseball Slide
Run and Dive Through Ropes vs. Opponent Outside Ring	Ⓞ+Ⓑ near ropes while running	Diving Body Press 01
Standing Leap Over Ropes vs. Opponent Outside Ring	Ⓞ towards opponent + Ⓑ	Vaulting Body Press
Springboard From Ropes vs. Opponent Inside Ring	Ⓞ towards center of ring + Ⓑ near ropes while running	Springboard Back Elbow
Attack From Apron vs. Opponent Outside Ring	Ⓑ	Asai Moonsault
Apron Springboard Attack vs. Standing Opponent	Ⓞ towards opponent + Ⓑ	Missile Dropkick
Apron Springboard Attack vs. Downed Opponent	Ⓞ towards opponent + Ⓑ	Slingshot Body Splash
Taunt	↑ (on + Control Pad)	Asian Bow
Taunt	↓ (on + Control Pad)	Asian Bow
Taunt	← (on + Control Pad)	Clapping Hands 03
Taunt	→ (on + Control Pad)	Clapping Hands 03
Special Taunt (Enter Special State)	Ⓐ+Ⓑ when you have a full Special Slot	Karate Taunt
Taunt From Top of Turnbuckle	+ Control Pad	Taunt 01
Taunt From Apron	+ Control Pad	Clapping Hands 01
Taunt After Victory	Automatic	Taunt 20



## TEST BIO

For years, Test has been one of the first names mentioned when fans and experts debated which Superstar would ascend to the top-tier of sports-entertainment. And with the success Test experienced teaming with the popular Stacy Keibler, fans began seeing him as a major player in the sport. But with an increase in his popularity, fans also saw an increase in the size of Test's ego, as he became rude and obnoxious to his manager. Since severing ties with Stacy, Test has become a changed man, viciously assaulting rivals as well as WWE Divas, including Stacy, Mae Young and Trish Stratus. Fans can only wonder where Test's ego will lead him.



### STATS

HEIGHT	WEIGHT	FROM
6' 6"	282 lbs.	Toronto, Ontario, Canada

#### FINISHING MOVE

Big Boot

#### CAREER HIGHLIGHTS

Intercontinental Champion; Hardcore Champion; European Champion; WWE World Tag Team Champion; WCW Tag Team Champion



## SPECIAL MOVES

Running Big Boot



Sideswipe Falling Power Bomb



Test Drive™



**QUESTION:** Test was most recently romantically linked with his former valet, Stacy Keibler, but he's been paired with two other Divas in his WWE career. Who are they? (Answer at bottom of page.)




**ANSWER:** Test was originally engaged to marry Stephanie McMahon before she ran off with Triple H. He was also managed by Trish Stratus in her first WWE appearance, who paired him with Albert (now A-Train) as the tag team "TSA."

# TEST™'S MOVES

DESCRIPTION	COMMAND	MOVE NAME
Light Strike	Ⓑ (tap)	Punch-R
Light Strike	Ⓑ (tap)	Toe Kick 01
Combination Strike (2nd)	Ⓑ (repeatedly)	Punch-R
Combination Strike (3rd)	Ⓑ (repeatedly)	Punch-R
Combination Finish	Ⓑ after last Combination Strike	Full-Swing Punch
Combination Finish	Ⓞ+Ⓑ after last Combination Strike	Big Boot
Heavy Strike	Ⓑ (hold)	Full-Swing Punch
Heavy Strike	Ⓞ+Ⓑ (hold Ⓑ)	Big Boot
Strike Running Opponent	Ⓑ	Back Elbow Strike
Strike Running Opponent	Ⓞ+Ⓑ	Big Boot
Pull-Back Strike	Ⓑ after Irish Whipping opponent	Hammer Throw Shoulder Thrusts
Pull-Back Strike	Ⓞ+Ⓑ after Irish Whipping opponent	Hammer Throw Clothesline
Running Strike vs. Standing Opponent	Ⓑ while running	Clothesline-R
Running Strike vs. Standing Opponent	Ⓞ+Ⓑ while running	Kitchen Sink
Running Strike vs. Standing Opponent	Ⓐ+Ⓑ while running in Special State	Running Big Boot
Strike Opponent Standing in Turnbuckle	Ⓑ	Full-Swing Punch
Strike Opponent Down in Turnbuckle	Ⓑ	Stomp 01
Running Strike vs. Opponent Standing in Turnbuckle	Ⓑ while running	Clothesline-R
Running Strike vs. Opponent Down in Turnbuckle	Ⓑ while running	Running Knee Attack
Strike Face-Up Downed Opponent	Ⓑ	Stomp 01
Strike Face-Down Downed Opponent	Ⓑ	Stomp 01
Running Strike vs. Face-Up Downed Opponent	Ⓑ while running	Elbow Drop
Running Strike vs. Face-Down Downed Opponent	Ⓑ while running	Elbow Drop
Front Grappled Strike	Ⓑ during Front Grapple	Punch-R
Front Grappled Striking	↑+Ⓑ during Front Grapple	Shoulder Thrusts
Front Grappled Striking	↓+Ⓑ during Front Grapple	Heavy Knee Lift
Front Grappled Striking	←+Ⓑ during Front Grapple	Hammer Strike-L
Front Grappled Striking	→+Ⓑ during Front Grapple	Hammer Strike-R
Light Front Grapple*	Ⓐ (tap)	High-Angle Scoop Slam
*(Facing Standing Opponent)		
Light Front Grapple*	↑+Ⓐ (tap Ⓐ)	Drop Suplex
Light Front Grapple*	↓+Ⓐ (tap Ⓐ)	Military Slam
Light Front Grapple*	←+Ⓐ (tap Ⓐ)	Choke Throw
Light Front Grapple*	→+Ⓐ (tap Ⓐ)	Stomach Breaker
Heavy Front Grapple*	Ⓐ (hold)	Neck Breaker
Heavy Front Grapple*	↑+Ⓐ (hold Ⓐ)	Front Power Slam
Heavy Front Grapple*	↓+Ⓐ (hold Ⓐ)	Body Press Drop
Heavy Front Grapple*	←+Ⓐ (hold Ⓐ)	Sidewalk Slam
Heavy Front Grapple*	→+Ⓐ (hold Ⓐ)	Neck Hanged Slam
Front Grapple*	Ⓐ+Ⓑ while in Special State	Sideswipe Falling Power Bomb
Rear Grappled Striking	Ⓑ during Rear Grapple	Punch-R
Rear Grappled Striking	↑+Ⓑ during Rear Grapple	Elbow Strike for Backhead
Rear Grappled Striking	↓+Ⓑ during Rear Grapple	Clothesline-R
Rear Grappled Striking	←+Ⓑ during Rear Grapple	Elbow Smash-L
Rear Grappled Striking	→+Ⓑ during Rear Grapple	Elbow Smash-R
Light Rear Grapple**	Ⓐ (tap)	Abdominal Stretch
**(Behind Standing Opponent)		
Light Rear Grapple**	↑+Ⓐ (tap Ⓐ)	Back Drop
Light Rear Grapple**	↓+Ⓐ (tap Ⓐ)	Side Slam
Light Rear Grapple**	←+Ⓐ (tap Ⓐ)	Rough Throw
Light Rear Grapple**	→+Ⓐ (tap Ⓐ)	Falling Neck Breaker
Heavy Rear Grapple**	Ⓐ (hold)	Reverse DDT
Heavy Rear Grapple**	↑+Ⓐ (hold Ⓐ)	Full Nelson Slam
Heavy Rear Grapple**	↓+Ⓐ (hold Ⓐ)	Pump Handle Slam
Heavy Rear Grapple**	←+Ⓐ (hold Ⓐ)	Pendulum Back Breaker
Heavy Rear Grapple**	↓+Ⓐ (hold Ⓐ)	Stomach Breaker
Rear Grapple**	Ⓐ+Ⓑ while in Special State	Test Drive
Light Front Turnbuckle Grapple***	Ⓐ (tap)	10 Punches
***(Facing Opponent Standing in Turnbuckle)		
Light Front Turnbuckle Grapple***	Ⓞ+Ⓐ (tap Ⓐ)	Foot Choke
Heavy Front Turnbuckle Grapple***	Ⓐ (hold)	Back Elbow Combination

DESCRIPTION	COMMAND	MOVE NAME
Heavy Front Turnbuckle Grapple***	Ⓞ+Ⓐ (hold Ⓐ)	Superplex
Light Rear Turnbuckle Grapple'	Ⓐ (tap)	Face Slam to Pole
'(Behind Opponent Standing in Turnbuckle)		
Light Rear Turnbuckle Grapple'	Ⓞ+Ⓐ (tap Ⓐ)	Shoulder Thrusts
Heavy Rear Turnbuckle Grapple'	Ⓐ (hold)	Super Back Drop
Heavy Rear Turnbuckle Grapple'	Ⓞ+Ⓐ (hold Ⓐ)	Super Back Drop
Lower Turnbuckle Grapple (Facing Opponent Sitting in Turnbuckle)	Ⓐ	Stomping and Knee Trample
Front Top Turnbuckle Grapple (Facing Opponent on Top Turnbuckle)	Ⓐ	Superplex
Rear Top Turnbuckle Grapple (Behind Opponent on Top Turnbuckle)	Ⓐ	Super Back Drop
Light Grapple vs. Running Opponent	Ⓐ (tap)	Monkey Toss
Light Grapple vs. Running Opponent	Ⓞ+Ⓐ (tap Ⓐ)	Back Toss
Heavy Grapple vs. Running Opponent	Ⓐ (hold)	Power Slam
Heavy Grapple vs. Running Opponent	Ⓞ+Ⓐ (hold Ⓐ)	Sidewalk Slam
Leap Frog (vs. Running Opponent)	Ⓐ	Turnbuckle Dodge 01
Running Grapple, Facing Standing Opponent	Ⓐ while running	Swinging Neck Breaker
Running Grapple, Behind Standing Opponent	Ⓞ+Ⓐ while running	Bludog
Reversal Attack, After Catching Opponent's Leg w/Ⓡ	Ⓐ	Push Down
Reversal Attack, After Catching Opponent's Leg w/Ⓡ	Ⓞ+Ⓐ	Push Down
Testing Power, After Countering Grapple w/Ⓛ	Ⓐ	Toe Kick
Grapple Opponent on Apron From Ring	Ⓐ	Suplex
Grapple Opponent in Ring From Apron	Ⓐ	Guillotine
Grapple Opponent Down in Ropes	Ⓐ	Rope Guillotine
Grapple Opponent at Edge of Surface (Cage Roof, etc.)	Ⓐ	Throw
Double Team, Facing Standing Opponent	Ⓐ (both players simultaneously)	Double Suplex
Double Team, Behind Standing Opponent	Ⓐ (both players simultaneously)	Double Team Knee Breaker
Double Team, Surrounding Opponent	Ⓐ (both players simultaneously)	Double Powerbomb
Double Team, vs. Running Opponent	Ⓐ (both players simultaneously)	Double-Team Back Toss
Double Team, Facing Opponent in Turnbuckle	Ⓐ (both players simultaneously)	Double Throw
Double Team, Behind Opponent in Turnbuckle	Ⓐ (both players simultaneously)	Double Impact
Grapple Face-Up Opponent's Upper Body	Ⓐ near opponent's head	Surfboard Stretch
Grapple Face-Up Opponent's Side	Ⓐ near opponent's midsection	Ground Punches
Grapple Face-Up Opponent's Lower Body	Ⓐ near opponent's legs	Kick to Hamstring
Grapple Face-Down Opponent's Upper Body	Ⓐ near opponent's head	Headlock
Grapple Face-Down Opponent's Side	Ⓐ near opponent's midsection	Arm Wrench with Toe Kick
Grapple Face-Down Opponent's Lower Body	Ⓐ near opponent's legs	Knee Breaker
Flying Attack to Standing Opponent	Ⓑ	Double Axe Handle
Flying Attack to Standing Opponent	Ⓞ+Ⓑ	Diving Shoulder Block
Flying Attack to Downed Opponent	Ⓑ	Diving Elbow Drop 02
Flying Attack to Downed Opponent	Ⓞ+Ⓑ	Diving Elbow Drop 02
Attack Standing Opponent From Above	Ⓞ towards opponent + Ⓑ	Double Axe Handle
Attack Downed Opponent From Above	Ⓞ towards opponent + Ⓑ	Diving Elbow Drop 02
Run and Dive Through Ropes vs. Opponent Outside Ring	Ⓑ near ropes while running	Baseball Slide
Run and Dive Through Ropes vs. Opponent Outside Ring	Ⓞ+Ⓑ near ropes while running	Baseball Slide
Attack From Apron vs. Opponent Outside Ring	Ⓑ	Double Axe Handle
Taunt	↑ (on + Control Pad)	To the Moon, Alice!
Taunt	↓ (on + Control Pad)	To the Moon, Alice!
Taunt	← (on + Control Pad)	Victory Sign 01
Taunt	→ (on + Control Pad)	Victory Sign 01
Special Taunt (Enter Special State)	Ⓐ+Ⓑ when you have a full Special Slot	Ready for Gore!
Taunt From Top of Turnbuckle	+ Control Pad	Taunt 01
Taunt From Apron	+ Control Pad	Clapping Hands 01
Taunt After Victory	Automatic	Taunt 24

# TORRIE WILSON™



## BIO

Blond, beautiful and brilliant those three words sum up Torrie Wilson. Dating back to her days in WCW, Torrie has always known how to stay on top of her game. Since aligning herself with her boyfriend, Tajiri, and joining the World Wrestling Entertainment, Torrie has been flying higher than ever, earning the respect of her peers and the attention of fans around the world! With her unique combination of in-ring talents and stunning beauty, Torrie can do whatever she wants in the World Wrestling Entertainment. The only question is, what are the goals of this dazzling diva?



### STATS

HEIGHT 5' 7"  
FROM Boise, ID

## SPECIAL MOVES



**QUESTION:** In recent WWE storylines, Torrie Wilson has been linked romantically with Billy Gunn, but which lucky WWE Superstar is this lovely Diva actually married to off-screen? (Answer at bottom of page.)

*Love,  
Torrie Wilson™  
XOXO*

ANSWER: Torrie Wilson is married to former WWE Cruiserweight Champion Billy Kidman.

# TORRIE WILSON™'S MOVES

DESCRIPTION	COMMAND	MOVE NAME
Light Strike	Ⓑ (tap)	Slap
Light Strike	Ⓑ (tap)	Toe Kick 01
Combination Strike (2nd)	Ⓑ (repeatedly)	Slap
Combination Finish	Ⓑ after last Combination Strike	Hard Slap
Combination Finish	Ⓞ+Ⓑ after last Combination Strike	Hard Back Chop
Heavy Strike	Ⓑ (hold)	Hard Back Chop
Heavy Strike	Ⓞ+Ⓑ (hold Ⓑ)	Missile Dropkick
Strike Running Opponent	Ⓑ	Clothesline-R
Strike Running Opponent	Ⓞ+Ⓑ	Hard Back Chop
Pull-Back Strike	Ⓑ after Irish Whipping opponent	Hammer Throw Shoulder Thrusts
Pull-Back Strike	Ⓞ+Ⓑ after Irish Whipping opponent	Hammer Throw Clothesline
Running Strike vs. Standing Opponent	Ⓑ while running	Elbow Strike
Running Strike vs. Standing Opponent	Ⓞ+Ⓑ while running	Spear 01
Strike Opponent Standing in Turnbuckle	Ⓑ	Toe Kick 01
Strike Opponent Down in Turnbuckle	Ⓑ	Stomp 01
Running Strike vs. Opponent Standing in Turnbuckle	Ⓑ while running	Elbow Strike
Running Strike vs. Opponent Down in Turnbuckle	Ⓑ while running	Bronco Buster
Strike Face-Up Downed Opponent	Ⓑ	Stomp 01
Strike Face-Down Downed Opponent	Ⓑ	Stomp 01
Running Strike vs. Face-Up Downed Opponent	Ⓑ while running	Elbow Drop
Running Strike vs. Face-Down Downed Opponent	Ⓑ while running	Toe Kick
Front Grappled Strike	Ⓑ during Front Grapple	Punch-R
Front Grappled Striking	↑+Ⓑ during Front Grapple	Clothesline-R
Front Grappled Striking	↓+Ⓑ during Front Grapple	Dropkick to Breast
Front Grappled Striking	←+Ⓑ during Front Grapple	Elbow Smash-L
Front Grappled Striking	→+Ⓑ during Front Grapple	Elbow Smash-R
Light Front Grapple*	Ⓐ (tap)	Snapmare
*(Facing Standing Opponent)		
Light Front Grapple*	↑+Ⓐ (tap Ⓐ)	Headlock
Light Front Grapple*	↓+Ⓐ (tap Ⓐ)	Jaw Breaker 01
Light Front Grapple*	←+Ⓐ (tap Ⓐ)	Small Package
Light Front Grapple*	→+Ⓐ (tap Ⓐ)	Arm Drag
Heavy Front Grapple*	Ⓐ (hold)	DDT
Heavy Front Grapple*	↑+Ⓐ (hold Ⓐ)	Cat-Fight Throw
Heavy Front Grapple*	↓+Ⓐ (hold Ⓐ)	Body Stomp
Heavy Front Grapple*	←+Ⓐ (hold Ⓐ)	Neck Breaker
Heavy Front Grapple*	→+Ⓐ (hold Ⓐ)	Russian Leg Sweep
Front Grapple*	Ⓐ+Ⓑ while in Special State	Full Swinging Slap
Rear Grappled Striking	Ⓑ during Rear Grapple	Punch-R
Rear Grappled Striking	↑+Ⓑ during Rear Grapple	Elbow Strike
Rear Grappled Striking	↓+Ⓑ during Rear Grapple	Back Rake
Rear Grappled Striking	←+Ⓑ during Rear Grapple	Elbow Smash-L
Rear Grappled Striking	→+Ⓑ during Rear Grapple	Elbow Smash-R
Light Rear Grapple**	Ⓐ (tap)	Sleeper Hold
**(Behind Standing Opponent)		
Light Rear Grapple**	↑+Ⓐ (tap Ⓐ)	Face Crusher 01
Light Rear Grapple**	↓+Ⓐ (tap Ⓐ)	Russian Leg Sweep
Light Rear Grapple**	←+Ⓐ (tap Ⓐ)	Falling Neck Breaker
Light Rear Grapple**	→+Ⓐ (tap Ⓐ)	Backslide Pin
Heavy Rear Grapple**	Ⓐ (hold)	Grapevine Choke
Heavy Rear Grapple**	↑+Ⓐ (hold Ⓐ)	Back Drop
Heavy Rear Grapple**	↓+Ⓐ (hold Ⓐ)	Hair-Pull Slam
Heavy Rear Grapple**	←+Ⓐ (hold Ⓐ)	Abdominal Stretch
Heavy Rear Grapple**	↓+Ⓐ (hold Ⓐ)	Falling Neck Breaker
Rear Grapple**	Ⓐ+Ⓑ while in Special State	Japanese Rolling Clutch Pin
Light Front Turnbuckle Grapple***	Ⓐ (tap)	10 Punches
***(Facing Opponent Standing in Turnbuckle)		
Light Front Turnbuckle Grapple***	Ⓞ+Ⓐ (tap Ⓐ)	Shoulder Thrusts
Heavy Front Turnbuckle Grapple***	Ⓐ (hold)	Bulldog
Heavy Front Turnbuckle Grapple***	Ⓞ+Ⓐ (hold Ⓐ)	Pulling Leg Thrust
Front Turnbuckle Grapple***	Ⓐ+Ⓑ while in Special State	Shattered Dreams

DESCRIPTION	COMMAND	MOVE NAME
Light Rear Turnbuckle Grapple†	Ⓐ (tap)	Face Slam to Pole
†(Behind Opponent Standing in Turnbuckle)		
Light Rear Turnbuckle Grapple†	Ⓞ+Ⓐ (tap Ⓐ)	Shoulder Thrusts
Heavy Rear Turnbuckle Grapple†	Ⓐ (hold)	Sky-High Back Drop
Heavy Rear Turnbuckle Grapple†	Ⓞ+Ⓐ (hold Ⓐ)	Sky-High Back Drop
Lower Turnbuckle Grapple	Ⓐ	Stomping and Knee Trample
(Facing Opponent Sitting in Turnbuckle)		
Front Top Turnbuckle Grapple	Ⓐ	Throw
(Facing Opponent on Top Turnbuckle)		
Rear Top Turnbuckle Grapple	Ⓐ	Drop to Outside
(Behind Opponent on Top Turnbuckle)		
Light Grapple vs. Running Opponent	Ⓐ (tap)	Scissor Sweep
Light Grapple vs. Running Opponent	Ⓞ+Ⓐ (tap Ⓐ)	Arm Drag
Heavy Grapple vs. Running Opponent	Ⓐ (hold)	Back Toss
Heavy Grapple vs. Running Opponent	Ⓞ+Ⓐ (hold Ⓐ)	Cat-Fight Throw
Leap Frog (vs. Running Opponent)	Ⓐ	Turnbuckle Dodge 02
Running Grapple, Facing Standing Opponent	Ⓐ while running	Swinging DDT
Running Grapple, Behind Standing Opponent	Ⓞ+Ⓐ while running	Bulldog
Reversal Attack, After Catching Opponent's Leg w/[R]	Ⓐ	Push Down
Reversal Attack, After Catching Opponent's Leg w/[R]	Ⓞ+Ⓐ	Push Down
Testing Power, After Countering Grapple w/[L]	Ⓐ	Toe Kick
Grapple Opponent on Apron From Ring	Ⓐ	Throw into Inside
Grapple Opponent in Ring From Apron	Ⓐ	Guillotine
Grapple Opponent Down in Ropes	Ⓐ	Rope Guillotine
Grapple Opponent at Edge of Surface (Cage Roof, etc.)	Ⓐ	Throw
Double Team, Facing Standing Opponent	Ⓐ (both players simultaneously)	Double Flap Jack
Double Team, Behind Standing Opponent	Ⓐ (both players simultaneously)	Double Team Knee Breaker
Double Team, Surrounding Opponent	Ⓐ (both players simultaneously)	Striking Combination
Double Team, vs. Running Opponent	Ⓐ (both players simultaneously)	Double Arm Drag
Double Team, Facing Opponent in Turnbuckle	Ⓐ (both players simultaneously)	Double Throw
Double Team, Behind Opponent in Turnbuckle	Ⓐ (both players simultaneously)	Double Impact
Grapple Face-Up Opponent's Upper Body	Ⓐ near opponent's head	Hair Trample
Grapple Face-Up Opponent's Side	Ⓐ near opponent's midsection	Guri Guri
Grapple Face-Up Opponent's Lower Body	Ⓐ near opponent's legs	Kick to Hamstring
Grapple Face-Down Opponent's Upper Body	Ⓐ near opponent's head	Camel Clutch
Grapple Face-Down Opponent's Side	Ⓐ near opponent's midsection	Headlock
Grapple Face-Down Opponent's Lower Body	Ⓐ near opponent's legs	Knee Breaker
Flying Attack to Standing Opponent	Ⓑ	Missile Dropkick
Flying Attack to Standing Opponent	Ⓞ+Ⓑ	Flying Body Attack
Flying Attack to Downed Opponent	Ⓑ	Diving Elbow Drop 01
Flying Attack to Downed Opponent	Ⓞ+Ⓑ	Diving Elbow Drop 01
Attack Standing Opponent From Above	Ⓞ towards opponent + Ⓑ	Flying Body Attack
Attack Downed Opponent From Above	Ⓞ towards opponent + Ⓑ	Diving Elbow Drop 01
Run and Dive Through Ropes vs. Opponent Outside Ring	Ⓑ near ropes while running	Baseball Slide
Run and Dive Through Ropes vs. Opponent Outside Ring	Ⓞ+Ⓑ near ropes while running	Baseball Slide
Attack From Apron vs. Opponent Outside Ring	Ⓑ	Double Axe Handle
Taunt	↑ (on + Control Pad)	"She-Devil"
Taunt	↓ (on + Control Pad)	What?
Taunt	← (on + Control Pad)	Clapping
Taunt	→ (on + Control Pad)	Clapping
Special Taunt (Enter Special State)	Ⓐ+Ⓑ when you have a full Special Slot	Come on! 02
Taunt From Top of Turnbuckle	+ Control Pad	Taunt 01
Taunt From Apron	+ Control Pad	Happy
Taunt After Victory	Automatic	Taunt 48

# TRIPLE H™ BIO



Triple H calls himself "The Game," and you'd be hard-pressed to find anyone who disagrees with that assumption. Since making his WWE debut in the spring of 1995 (as Hunter Hearst-Helmsley), Triple H has done it all in the sports-entertainment industry. He's the only man in the history of the business to have been a Grand Slam Champion and to have won both a *King of the Ring* and a *Royal Rumble*.

Triple H's dedication to the business was never more evident than on the May 21, 2001, episode of Raw. On that night, "The Game" teamed with Stone Cold Steve Austin to take on Chris Benoit and Chris Jericho in a World Tag Team Championship match. During the bout, Triple H tore his left quadriceps muscle completely off the bone. Yet "The Game" found the heart to finish the bout, never once even thinking about giving up.

After eight months of hellacious rehab, "The Game" returned to a hero's welcome on the January 7, 2002, episode of Raw. The fans of WWE sympathized with Triple H, thus making him one of the top fan favorites of that time.

Triple H's honeymoon with the fans did not last long, however. Soon thereafter, "The Game's" true colors came shining through and he has once again found himself listening to the fans' jeers. To further solidify the fact that he doesn't care about the fans, Triple H has aligned himself with "the dirtiest players in the game," Ric Flair and Randy Orton. Together, they call themselves Evolution.



## STATS

HEIGHT	WEIGHT	FROM
6' 4"	260 lbs.	Greenwich, CT
FAVORITE QUOTE		
"I am 'The Game,'" and "I am that DAMN good!"		
FINISHING MOVE		
Pedigree		
CAREER HIGHLIGHTS		
WWE Undisputed Champion; WWE World Champion; Intercontinental Champion; WWE Tag Team Champion; European Champion; King of the Ring 1997		

## SPECIAL MOVES



Pedigree™

Reverse Suplex

**QUESTION:**  
Triple H has held the WWE title five times and the World Heavyweight title three times. Which Superstars did he beat to win those prestigious titles? (Answer at bottom of page.)

*The Game*

ANSWER: Triple H beat Mankind, The Rock (twice), Big Show, and Chris Jericho for the WWE title. He beat The Rock and Shawn Michaels for the World Heavyweight Title and was awarded it once by Eric Bischoff without having to compete for it.

# TRIPLE H™'S MOVES

DESCRIPTION	COMMAND	MOVE NAME
Light Strike	Ⓑ (tap)	Hunter Punch
Light Strike	Ⓑ (tap)	Toe Kick 01
Combination Strike (2nd)	Ⓑ (repeatedly)	Hunter Punch
Combination Strike (3rd)	Ⓑ (repeatedly)	Hunter Punch
Combination Finish	Ⓑ after last Combination Strike	Full-Swing Punch
Combination Finish	Ⓞ+Ⓑ after last Combination Strike	Bow Pulling Straight
Heavy Strike	Ⓑ (hold)	Full-Swing Punch
Heavy Strike	Ⓞ+Ⓑ (hold Ⓑ)	Sledgehammer
Strike Running Opponent	Ⓑ	Full-Swing Punch
Strike Running Opponent	Ⓞ+Ⓑ	Spinning Knuckle
Pull-Back Strike	Ⓑ after Irish Whipping opponent	Hammer Throw Shoulder Thrusts
Pull-Back Strike	Ⓞ+Ⓑ after Irish Whipping opponent	Hammer Throw Clothesline
Running Strike vs. Standing Opponent	Ⓑ while running	Jumping Knee Attack
Running Strike vs. Standing Opponent	Ⓞ+Ⓑ while running	Lower Clothesline
Strike Opponent Standing in Turnbuckle	Ⓑ	Full-Swing Punch
Strike Opponent Down in Turnbuckle	Ⓑ	Stomp 01
Running Strike vs. Opponent Standing in Turnbuckle	Ⓑ while running	Jumping Knee Attack
Running Strike vs. Opponent Down in Turnbuckle	Ⓑ while running	Running Knee Attack
Strike Face-Up Downed Opponent	Ⓑ	Knee Drop
Strike Face-Down Downed Opponent	Ⓑ	Knee Drop
Running Strike vs. Face-Up Downed Opponent	Ⓑ while running	Knee Drop
Running Strike vs. Face-Down Downed Opponent	Ⓑ while running	Knee Drop
Front Grappled Strike	Ⓑ during Front Grapple	Knee Lift-R
Front Grappled Striking	↑+Ⓑ during Front Grapple	Headlock Smash
Front Grappled Striking	↓+Ⓑ during Front Grapple	Clothesline-R
Front Grappled Striking	←+Ⓑ during Front Grapple	Punch-L
Front Grappled Striking	→+Ⓑ during Front Grapple	Punch-R
Light Front Grapple*	Ⓐ (tap)	Scoop Slam
*(Facing Standing Opponent)		
Light Front Grapple*	↑+Ⓐ (tap Ⓐ)	Suplex
Light Front Grapple*	↓+Ⓐ (tap Ⓐ)	Rib Breaker
Light Front Grapple*	←+Ⓐ (tap Ⓐ)	Headlock
Light Front Grapple*	→+Ⓐ (tap Ⓐ)	Neck Breaker
Heavy Front Grapple*	Ⓐ (hold)	Front Neck Lock
Heavy Front Grapple*	↑+Ⓐ (hold Ⓐ)	Manhattan Drop
Heavy Front Grapple*	↓+Ⓐ (hold Ⓐ)	Pile Driver
Heavy Front Grapple*	←+Ⓐ (hold Ⓐ)	Rolling Spine Buster
Heavy Front Grapple*	→+Ⓐ (hold Ⓐ)	Shoulder Arm Breaker
Front Grapple*	Ⓐ+Ⓑ while in Special State	Pedigree
Rear Grappled Striking	Ⓑ during Rear Grapple	Back Rake
Rear Grappled Striking	↑+Ⓑ during Rear Grapple	Elbow Strike for Backhead
Rear Grappled Striking	↓+Ⓑ during Rear Grapple	Low Blow
Rear Grappled Striking	←+Ⓑ during Rear Grapple	Elbow Smash-L
Rear Grappled Striking	→+Ⓑ during Rear Grapple	Elbow Smash-R
Light Rear Grapple**	Ⓐ (tap)	Sleeper Hold
** (Behind Standing Opponent)		
Light Rear Grapple**	↑+Ⓐ (tap Ⓐ)	Back Drop
Light Rear Grapple**	↓+Ⓐ (tap Ⓐ)	Hair-Pull Slam
Light Rear Grapple**	←+Ⓐ (tap Ⓐ)	Shin Breaker
Light Rear Grapple**	→+Ⓐ (tap Ⓐ)	Falling Neck Breaker
Heavy Rear Grapple**	Ⓐ (hold)	Abdominal Stretch
Heavy Rear Grapple**	↑+Ⓐ (hold Ⓐ)	Dragon Sleeper
Heavy Rear Grapple**	↓+Ⓐ (hold Ⓐ)	School Boy
Heavy Rear Grapple**	←+Ⓐ (hold Ⓐ)	Russian Leg Sweep
Heavy Rear Grapple**	↓+Ⓐ (hold Ⓐ)	Atomic Drop
Rear Grapple**	Ⓐ+Ⓑ while in Special State	Reverse Suplex
Light Front Turnbuckle Grapple***	Ⓐ (tap)	10 Punches
*** (Facing Opponent Standing in Turnbuckle)		
Light Front Turnbuckle Grapple***	Ⓞ+Ⓐ (tap Ⓐ)	Knee Strikes
Heavy Front Turnbuckle Grapple***	Ⓐ (hold)	Sky-High Superplex

DESCRIPTION	COMMAND	MOVE NAME
Heavy Front Turnbuckle Grapple***	Ⓞ+Ⓐ (hold Ⓐ)	Super W-Arm Suplex
Light Rear Turnbuckle Grapple'	Ⓐ (tap)	Shoulder Thrusts
'(Behind Opponent Standing in Turnbuckle)		
Light Rear Turnbuckle Grapple'	Ⓞ+Ⓐ (tap Ⓐ)	Face Slam to Pole
Heavy Rear Turnbuckle Grapple'	Ⓐ (hold)	Super Back Drop
Heavy Rear Turnbuckle Grapple'	Ⓞ+Ⓐ (hold Ⓐ)	School Boy
Lower Turnbuckle Grapple (Facing Opponent Sitting in Turnbuckle)	Ⓐ	Stomping and Knee Trample
Front Top Turnbuckle Grapple (Facing Opponent on Top Turnbuckle)	Ⓐ	Throw
Rear Top Turnbuckle Grapple (Behind Opponent on Top Turnbuckle)	Ⓐ	Super Back Drop
Light Grapple vs. Running Opponent	Ⓐ (tap)	Sleeper Hold
Light Grapple vs. Running Opponent	Ⓞ+Ⓐ (tap Ⓐ)	Scissor Sweep
Heavy Grapple vs. Running Opponent	Ⓐ (hold)	Sidewalk Slam
Heavy Grapple vs. Running Opponent	Ⓞ+Ⓐ (hold Ⓐ)	Rolling Spine Buster
Leap Frog (vs. Running Opponent)	Ⓐ	Turnbuckle Dodge 01
Running Grapple, Facing Standing Opponent	Ⓐ while running	Law Breaker
Running Grapple, Behind Standing Opponent	Ⓞ+Ⓐ while running	Bulldog
Reversal Attack, After Catching Opponent's Leg w/Ⓡ	Ⓐ	Capture Suplex
Reversal Attack, After Catching Opponent's Leg w/Ⓡ	Ⓞ+Ⓐ	Dragon Screw
Testing Power, After Countering Grapple w/Ⓛ	Ⓐ	Toe Kick
Grapple Opponent on Apron From Ring	Ⓐ	Suplex
Grapple Opponent in Ring From Apron	Ⓐ	Suplex
Grapple Opponent Down in Ropes	Ⓐ	Rope Guillotine
Grapple Opponent at Edge of Surface (Cage Roof, etc.)	Ⓐ	Throw
Double Team, Facing Standing Opponent	Ⓐ (both players simultaneously)	Double Flap Jack
Double Team, Behind Standing Opponent	Ⓐ (both players simultaneously)	Double Back Drop
Double Team, Surrounding Opponent	Ⓐ (both players simultaneously)	Striking Combination
Double Team, vs. Running Opponent	Ⓐ (both players simultaneously)	Double Arm Drag
Double Team, Facing Opponent in Turnbuckle	Ⓐ (both players simultaneously)	Double Pile Driver
Double Team, Behind Opponent in Turnbuckle	Ⓐ (both players simultaneously)	Neck Breaker Bomb
Grapple Face-Up Opponent's Upper Body	Ⓐ near opponent's head	Chin Lock
Grapple Face-Up Opponent's Side	Ⓐ near opponent's midsection	Mounted Punches
Grapple Face-Up Opponent's Lower Body	Ⓐ near opponent's legs	Elbow Crush
Grapple Face-Down Opponent's Upper Body	Ⓐ near opponent's head	Camel Clutch
Grapple Face-Down Opponent's Side	Ⓐ near opponent's midsection	Arm Wrench with Toe Kick
Grapple Face-Down Opponent's Lower Body	Ⓐ near opponent's legs	Reverse Indian Deathlock
Flying Attack to Standing Opponent	Ⓑ	Double Axe Handle
Flying Attack to Standing Opponent	Ⓞ+Ⓑ	Double Axe Handle
Flying Attack to Downed Opponent	Ⓑ	Diving Elbow Drop 01
Flying Attack to Downed Opponent	Ⓞ+Ⓑ	Diving Elbow Drop 01
Attack Standing Opponent From Above	Ⓞ towards opponent + Ⓑ	Double Axe Handle
Attack Downed Opponent From Above	Ⓞ towards opponent + Ⓑ	Diving Elbow Drop 01
Run and Dive Through Ropes vs. Opponent Outside Ring	Ⓑ near ropes while running	Baseball Slide
Run and Dive Through Ropes vs. Opponent Outside Ring	Ⓞ+Ⓑ near ropes while running	Baseball Slide
Attack From Apron vs. Opponent Outside Ring	Ⓑ	Double Axe Handle
Taunt	↑ (on + Control Pad)	I am the Game!
Taunt	↓ (on + Control Pad)	I am the Game!
Taunt	← (on + Control Pad)	Suck It !
Taunt	→ (on + Control Pad)	Suck It !
Special Taunt (Enter Special State)	Ⓐ+Ⓑ when you have a full Special Slot	Angry 01
Taunt From Top of Turnbuckle	+ Control Pad	Taunt 05
Taunt From Apron	+ Control Pad	Clapping Hands 01
Taunt After Victory	Automatic	Taunt 05

# TRISH STRATUS BIO

Trish Stratus made an immediate impact upon entering WWE. Because of her stunning looks—and some strategic errors made early in her tenure—this former fitness model has had to battle for the respect she's finally earned. Since her decision to actively pursue physical combat, she's become one of the most potent forces in WWE's Women's Division, capturing the gold on several occasions. Canada's sexiest athlete is renowned for always giving WWE fans "Stratusfaction Guaranteed," and they have returned the compliment by voting her the 2001 and 2002 Internet Babe of the Year in polls at WWEDivas.com. At *WrestleMania XIX*, Trish became the WWE's second four-time Women's Champion, and hopes to smash all records by dominating the championship for years to come.



## STATS

**HEIGHT** FROM  
5' 4" Toronto, Ontario, Canada

**FAVORITE QUOTE**  
"Stratusfaction guaranteed!"

**FINISHING MOVE**  
Stratusfaction, Bulldog

**CAREER HIGHLIGHTS**  
WWE Women's Champion

## SPECIAL MOVES



**QUESTION:** Trish is a four-time WWE Women's Champion. Which four Superstars did she beat for the title? (Answer at bottom of page.)

*Trish Stratus*  
XOX

**ANSWER:** Trish began her four title reigns by beating Ivory, Jazz, Molly Holly, and Victoria.

# TRISH STRATUS<sup>®</sup>'S MOVES

DESCRIPTION	COMMAND	MOVE NAME
Light Strike	Ⓑ (tap)	Back Chop
Light Strike	Ⓑ (tap)	High Kick
Combination Strike (2nd)	Ⓑ (repeatedly)	Back Chop
Combination Finish	Ⓑ after last Combination Strike	Hard Back Chop
Combination Finish	Ⓞ+Ⓑ after last Combination Strike	Step High Kick
Heavy Strike	Ⓑ (hold)	Hard Back Chop
Heavy Strike	Ⓞ+Ⓑ (hold Ⓑ)	Step High Kick
Strike Running Opponent	Ⓑ	Clothesline-R
Strike Running Opponent	Ⓞ+Ⓑ	Step High Kick
Pull-Back Strike	Ⓑ after Irish Whipping opponent	Hammer Throw Shoulder Thrusts
Pull-Back Strike	Ⓞ+Ⓑ after Irish Whipping opponent	Hammer Throw Clothesline
Running Strike vs. Standing Opponent	Ⓑ while running	Clothesline-R
Running Strike vs. Standing Opponent	Ⓞ+Ⓑ while running	Missile Dropkick
Strike Opponent Standing in Turnbuckle	Ⓑ	Hard Back Chop
Strike Opponent Down in Turnbuckle	Ⓑ	Stomp 01
Running Strike vs. Opponent Standing in Turnbuckle	Ⓑ while running	Elbow Strike
Running Strike vs. Opponent Down in Turnbuckle	Ⓑ while running	Stomp 01
Strike Face-Up Downed Opponent	Ⓑ	Stomp 01
Strike Face-Down Downed Opponent	Ⓑ	Toe Kick
Running Strike vs. Face-Up Downed Opponent	Ⓑ while running	Elbow Drop
Running Strike vs. Face-Down Downed Opponent	Ⓑ while running	Elbow Drop
Face-Down Downed Opponent		
Front Grappled Strike	Ⓑ during Front Grapple	Punch-R
Front Grappled Striking	↑+Ⓑ during Front Grapple	Eye Rake
Front Grappled Striking	↓+Ⓑ during Front Grapple	Dropkick to Breast
Front Grappled Striking	←+Ⓑ during Front Grapple	Elbow Smash-L
Front Grappled Striking	→+Ⓑ during Front Grapple	Elbow Smash-R
Light Front Grapple*	Ⓐ (tap)	Snapmare
*(Facing Standing Opponent)		
Light Front Grapple*	↑+Ⓐ (tap Ⓐ)	Headlock
Light Front Grapple*	↓+Ⓐ (tap Ⓐ)	Scoop Slam
Light Front Grapple*	←+Ⓐ (tap Ⓐ)	Small Package
Light Front Grapple*	→+Ⓐ (tap Ⓐ)	Arm Drag
Heavy Front Grapple*	Ⓐ (hold)	DDT
Heavy Front Grapple*	↑+Ⓐ (hold Ⓐ)	Huracanrana
Heavy Front Grapple*	↓+Ⓐ (hold Ⓐ)	Jaw Breaker 01
Heavy Front Grapple*	←+Ⓐ (hold Ⓐ)	Cat-Fight Throw
Heavy Front Grapple*	→+Ⓐ (hold Ⓐ)	Neck Breaker
Front Grapple*	Ⓐ+Ⓑ while in Special State	Stratusfaction
Rear Grappled Striking	Ⓑ during Rear Grapple	Punch-R
Rear Grappled Striking	↑+Ⓑ during Rear Grapple	Step High Kick
Rear Grappled Striking	↓+Ⓑ during Rear Grapple	Elbow Strike
Rear Grappled Striking	←+Ⓑ during Rear Grapple	Elbow Smash-L
Rear Grappled Striking	→+Ⓑ during Rear Grapple	Elbow Smash-R
Light Rear Grapple**	Ⓐ (tap)	Face Crusher 01
** (Behind Standing Opponent)		
Light Rear Grapple**	↑+Ⓐ (tap Ⓐ)	Sleeper Hold
Light Rear Grapple**	↓+Ⓐ (tap Ⓐ)	School Boy
Light Rear Grapple**	←+Ⓐ (tap Ⓐ)	Shin Breaker
Light Rear Grapple**	→+Ⓐ (tap Ⓐ)	Hair Pull Slam
Heavy Rear Grapple**	Ⓐ (hold)	Reverse DDT
Heavy Rear Grapple**	↑+Ⓐ (hold Ⓐ)	Falling Back Drop
Heavy Rear Grapple**	↓+Ⓐ (hold Ⓐ)	Japanese Rolling Clutch Pin
Heavy Rear Grapple**	←+Ⓐ (hold Ⓐ)	Russian Leg Sweep
Heavy Rear Grapple**	↓+Ⓐ (hold Ⓐ)	Pendulum Back Breaker
Rear Grapple**	Ⓐ+Ⓑ while in Special State	High-Angle Rolling Clutch Pin
Light Front Turnbuckle Grapple***	Ⓐ (tap)	10 Punches
*** (Facing Opponent Standing in Turnbuckle)		
Light Front Turnbuckle Grapple***	Ⓞ+Ⓐ (tap Ⓐ)	Shoulder Thrusts
Heavy Front Turnbuckle Grapple***	Ⓐ (hold)	Pulling Leg Thrust
Heavy Front Turnbuckle Grapple***	Ⓞ+Ⓐ (hold Ⓐ)	Bulldog
Front Turnbuckle Grapple***	Ⓐ+Ⓑ while in Special State	Stratusphere


DESCRIPTION	COMMAND	MOVE NAME
Light Rear Turnbuckle Grapple'	Ⓐ (tap)	Face Slam to Pole
' (Behind Opponent Standing in Turnbuckle)		
Light Rear Turnbuckle Grapple'	Ⓞ+Ⓐ (tap Ⓐ)	Shoulder Thrusts
Heavy Rear Turnbuckle Grapple'	Ⓐ (hold)	Sky-High Back Drop
Heavy Rear Turnbuckle Grapple'	Ⓞ+Ⓐ (hold Ⓐ)	Sky-High Back Drop
Lower Turnbuckle Grapple (Facing Opponent Sitting in Turnbuckle)	Ⓐ	Stomping and Knee Trample
Front Top Turnbuckle Grapple (Facing Opponent on Top Turnbuckle)	Ⓐ	Throw
Rear Top Turnbuckle Grapple (Behind Opponent on Top Turnbuckle)	Ⓐ	Super Back Drop
Light Grapple vs. Running Opponent	Ⓐ (tap)	Back Toss
Light Grapple vs. Running Opponent	Ⓞ+Ⓐ (tap Ⓐ)	Monkey Toss
Heavy Grapple vs. Running Opponent	Ⓐ (hold)	Cat-Fight Throw
Heavy Grapple vs. Running Opponent	Ⓞ+Ⓐ (hold Ⓐ)	Flap Jack 01
Leap Frog (vs. Running Opponent)	Ⓐ	Turnbuckle Dodge 01
Running Grapple, Facing Standing Opponent	Ⓐ while running	Head Scissor 01
Running Grapple, Behind Standing Opponent	Ⓞ+Ⓐ while running	Bulldog
Reversal Attack, After Catching Opponent's Leg w/[R]	Ⓐ	Elbow Stomp
Reversal Attack, After Catching Opponent's Leg w/[R]	Ⓞ+Ⓐ	Push Down
Testing Power, After Countering Grapple w/[L]	Ⓐ	Test-of-Strength Flip
Grapple Opponent on Apron From Ring	Ⓐ	Throw into Inside
Grapple Opponent in Ring From Apron	Ⓐ	Guillotine
Grapple Opponent Down in Ropes	Ⓐ	Rope Guillotine
Grapple Opponent at Edge of Surface (Cage Roof, etc.)	Ⓐ	Throw
Double Team, Facing Standing Opponent	Ⓐ (both players simultaneously)	Double Flap Jack
Double Team, Behind Standing Opponent	Ⓐ (both players simultaneously)	Double Team Knee Breaker
Double Team, Surrounding Opponent	Ⓐ (both players simultaneously)	Striking Combination
Double Team, vs. Running Opponent	Ⓐ (both players simultaneously)	Double Arm Drag
Double Team, Facing Opponent in Turnbuckle	Ⓐ (both players simultaneously)	Double Throw
Double Team, Behind Opponent in Turnbuckle	Ⓐ (both players simultaneously)	Double Impact
Grapple Face-Up Opponent's Upper Body	Ⓐ near opponent's head	Head Pound
Grapple Face-Up Opponent's Side	Ⓐ near opponent's midsection	Mounted Punches
Grapple Face-Up Opponent's Lower Body	Ⓐ near opponent's legs	Kick to Hamstring
Grapple Face-Up Opponent's Lower Body	Ⓐ+Ⓑ while in Special State	Giant Swing
Grapple Face-Down Opponent's Upper Body	Ⓐ near opponent's head	Camel Clutch
Grapple Face-Down Opponent's Side	Ⓐ near opponent's midsection	Fujiwara Armbars
Grapple Face-Down Opponent's Lower Body	Ⓐ near opponent's legs	Knee Breaker
Flying Attack to Standing Opponent	Ⓑ	Diving Clothesline 02
Flying Attack to Standing Opponent	Ⓞ+Ⓑ	Missile Dropkick
Flying Attack to Downed Opponent	Ⓑ	Diving Body Splash
Flying Attack to Downed Opponent	Ⓞ+Ⓑ	Diving Body Splash
Attack Standing Opponent From Above	Ⓞ towards opponent + Ⓑ	Missile Dropkick
Attack Downed Opponent From Above	Ⓞ towards opponent + Ⓑ	Diving Body Splash
Run and Dive Through Ropes vs. Opponent Outside Ring	Ⓑ near ropes while running	Baseball Slide
Run and Dive Through Ropes vs. Opponent Outside Ring	Ⓞ+Ⓑ near ropes while running	Baseball Slide
Attack From Apron vs. Opponent Outside Ring	Ⓑ	Double Axe Handle
Taunt	↑ (on + Control Pad)	Ready for Rock Bottom
Taunt	↓ (on + Control Pad)	Ready for Rock Bottom
Taunt	← (on + Control Pad)	Crowd Point
Taunt	→ (on + Control Pad)	Crowd Point
Special Taunt (Enter Special State)	Ⓐ+Ⓑ when you have a full Special Slot	Come on! 02
Taunt From Top of Turnbuckle	+ Control Pad	Taunt 01
Taunt From Apron	+ Control Pad	Clapping Hands 01
Taunt After Victory	Automatic	Taunt 52



# UNDERTAKER<sup>®</sup> BIO

It's been more than a decade of destruction since Undertaker entered WWE. In that time, the "American Bad Ass" has become one of the true

legends of sports-entertainment, a name that will command as much awe in a generation as it does today. Originally known as the "Man from the Dark Side," Undertaker won his first WWE Championship in 1991. Eleven years later, the future Hall of Famer snared the title again by toppling the same opponent, the immortal Hulk Hogan. At *WrestleMania XIX*, the pair defeated the mammoth team of A-Train and Big Show, improving Undertaker's *WrestleMania* record to an amazing 11-0.



## SPECIAL MOVES



### STATS

HEIGHT	WEIGHT	FROM
6' 10"	328 lbs.	Death Valley, CA
FINISHING MOVE		
Last Ride		
CAREER HIGHLIGHTS		
WWE Undisputed Champion; WWE Champion; WWE Tag Team Champion; WCW Tag Team Champion; Hardcore Champion		



**QUESTION:** True or false: Undertaker has beaten Hulk Hogan for the WWE title? (Answer at bottom of page.)

*THE UNDERTAKER*

ANSWER: True. Taker won the WWE title at Survivor Series '92 by pinning then-champ Hulk Hogan, thanks to some help from Ric Flair.

# UNDERTAKER<sup>®</sup>'S MOVES

DESCRIPTION	COMMAND	MOVE NAME
Light Strike	Ⓑ (tap)	'Taker Punch
Light Strike	Ⓑ (tap)	Bodyblow
Combination Strike (2nd)	Ⓑ (repeatedly)	'Taker Punch
Combination Strike (3rd)	Ⓑ (repeatedly)	Bodyblow
Combination Finish	Ⓑ after last Combination Strike	Bow-Pulling Straight
Combination Finish	Ⓞ+Ⓑ after last Combination Strike	Big Boot
Heavy Strike	Ⓑ (hold)	Full-Swing Punch
Heavy Strike	Ⓞ+Ⓑ (hold Ⓑ)	Big Boot
Strike Running Opponent	Ⓑ	Full-Swing Punch
Strike Running Opponent	Ⓞ+Ⓑ	Big Boot
Pull Back Strike	Ⓑ after Irish Whipping opponent	Hammer Throw Shoulder Thrusts
Pull Back Strike	Ⓞ+Ⓑ after Irish Whipping opponent	Hammer Throw Clothesline
Running Strike vs. Standing Opponent	Ⓑ while running	Back Elbow Strike
Running Strike vs. Standing Opponent	Ⓞ+Ⓑ while running	Diving Clothesline 01
Strike Opponent Standing in Turnbuckle	Ⓑ	Bodyblow
Strike Opponent Down in Turnbuckle	Ⓑ	Stomp 01
Running Strike vs. Opponent Standing in Turnbuckle	Ⓑ while running	Stinger Splash
Running Strike vs. Opponent Down in Turnbuckle	Ⓑ while running	Running Knee Attack
Strike Face-Up Downed Opponent	Ⓑ	Stomp 01
Strike Face-Down Downed Opponent	Ⓑ	Elbow Drop
Running Strike vs. Face-Up Downed Opponent	Ⓑ while running	Elbow Drop
Running Strike vs. Face-Down Downed Opponent	Ⓑ while running	Elbow Drop
Front Grappled Strike	Ⓑ during Front Grapple	Punch-R
Front Grappled Striking	↑+Ⓑ during Front Grapple	Sledgehammer
Front Grappled Striking	↓+Ⓑ during Front Grapple	Heavy Knee Lift
Front Grappled Striking	←+Ⓑ during Front Grapple	Body Blow-L
Front Grappled Striking	→+Ⓑ during Front Grapple	Body Blow-R
Light Front Grapple*	Ⓐ (tap)	Choke Throw
*(Facing Standing Opponent)		
Light Front Grapple*	↑+Ⓐ (tap Ⓐ)	Suplex
Light Front Grapple*	↓+Ⓐ (tap Ⓐ)	High-Angle Scoop Slam
Light Front Grapple*	←+Ⓐ (tap Ⓐ)	Neck Breaker
Light Front Grapple*	→+Ⓐ (tap Ⓐ)	Arm Wrench Lift Up Throwing DDT
Heavy Front Grapple*	Ⓐ (hold)	Chokeslam
Heavy Front Grapple*	↑+Ⓐ (hold Ⓐ)	Fujiwara Armbar
Heavy Front Grapple*	↓+Ⓐ (hold Ⓐ)	Sidewalk Slam
Heavy Front Grapple*	←+Ⓐ (hold Ⓐ)	Front Power Slam
Heavy Front Grapple*	→+Ⓐ (hold Ⓐ)	Front Power Slam
Front Grapple*	Ⓐ+Ⓑ while in Special State	Last Ride
Front Grapple*	Ⓐ+Ⓑ while in Special State	Tomestone Pile Driver
Rear Grappled Striking	Ⓑ during Rear Grapple	Punch-R
Rear Grappled Striking	↑+Ⓑ during Rear Grapple	Clothesline-R
Rear Grappled Striking	↓+Ⓑ during Rear Grapple	Elbow Strike
Rear Grappled Striking	←+Ⓑ during Rear Grapple	Elbow Smash-L
Rear Grappled Striking	→+Ⓑ during Rear Grapple	Elbow Smash-R
Light Rear Grapple**	Ⓐ (tap)	Sleeper Hold
**(Behind Standing Opponent)		
Light Rear Grapple**	↑+Ⓐ (tap Ⓐ)	Back Drop
Light Rear Grapple**	↓+Ⓐ (tap Ⓐ)	Russian Leg Sweep
Light Rear Grapple**	←+Ⓐ (tap Ⓐ)	Shin Breaker
Light Rear Grapple**	→+Ⓐ (tap Ⓐ)	Falling Neck Breaker
Heavy Rear Grapple**	Ⓐ (hold)	Abdominal Stretch
Heavy Rear Grapple**	↑+Ⓐ (hold Ⓐ)	Reverse DDT
Heavy Rear Grapple**	↓+Ⓐ (hold Ⓐ)	School Boy
Heavy Rear Grapple**	←+Ⓐ (hold Ⓐ)	Atomic Drop
Heavy Rear Grapple**	↓+Ⓐ (hold Ⓐ)	Side Slam
Rear Grapple**	Ⓐ+Ⓑ while in Special State	Dragon Sleeper
Light Front Turnbuckle Grapple***	Ⓐ (tap)	Rapid Punches
***(Facing Opponent Standing in Turnbuckle)		
Light Front Turnbuckle Grapple***	Ⓞ+Ⓐ (tap Ⓐ)	Back Elbow Combination
Heavy Front Turnbuckle Grapple***	Ⓐ (hold)	Old School
Heavy Front Turnbuckle Grapple***	Ⓞ+Ⓐ (hold Ⓐ)	Superplex

DESCRIPTION	COMMAND	MOVE NAME
Light Rear Turnbuckle Grapple <sup>†</sup>	Ⓐ (tap)	Face Slam to Pole
<sup>†</sup> (Behind Opponent Standing in Turnbuckle)		
Light Rear Turnbuckle Grapple <sup>†</sup>	Ⓞ+Ⓐ (tap Ⓐ)	Shoulder Thrusts
Heavy Rear Turnbuckle Grapple <sup>†</sup>	Ⓐ (hold)	Super Back Drop
Heavy Rear Turnbuckle Grapple <sup>†</sup>	Ⓞ+Ⓐ (hold Ⓐ)	Super Back Drop
Lower Turnbuckle Grapple (Facing Opponent Sitting in Turnbuckle)	Ⓐ	Stomping and Knee Trample
Front Top Turnbuckle Grapple (Facing Opponent on Top Turnbuckle)	Ⓐ	Throw
Rear Top Turnbuckle Grapple (Behind Opponent on Top Turnbuckle)	Ⓐ	Super Back Drop
Light Grapple vs. Running Opponent	Ⓐ (tap)	Back Toss
Light Grapple vs. Running Opponent	Ⓞ+Ⓐ (tap Ⓐ)	Manhattan Drop
Heavy Grapple vs. Running Opponent	Ⓐ (hold)	Front Power Slam
Heavy Grapple vs. Running Opponent	Ⓞ+Ⓐ (hold Ⓐ)	Sidewalk Slam
Grapple vs. Running Opponent	Ⓐ+Ⓑ while in Special State	Chokeslam
Leap Frog (vs. Running Opponent)	Ⓐ	Turnbuckle Dodge 01
Running Grapple, Facing Standing Opponent	Ⓐ while running	Running DDT
Running Grapple, Behind Standing Opponent	Ⓞ+Ⓐ while running	Bulldog
Reversal Attack, After Catching Opponent's Leg w/Ⓡ	Ⓐ	Elbow Stomp
Reversal Attack, After Catching Opponent's Leg w/Ⓡ	Ⓞ+Ⓐ	Push Down
Testing Power, After Countering Grapple w/Ⓛ	Ⓐ	Toe Kick
Grapple Opponent on Apron From Ring	Ⓐ	Suplex
Grapple Opponent in Ring From Apron	Ⓐ	Guillotine
Grapple Opponent Down in Ropes	Ⓐ	Rope Guillotine
Grapple Opponent at Edge of Surface (Cage Roof, etc.)	Ⓐ	Chokeslam
Double Team, Facing Standing Opponent	Ⓐ (both players simultaneously)	Double Chokeslam
Double Team, Behind Standing Opponent	Ⓐ (both players simultaneously)	Double Back Drop
Double Team, Surrounding Opponent	Ⓐ (both players simultaneously)	Double Powerbomb
Double Team, vs. Running Opponent	Ⓐ (both players simultaneously)	High Time
Double Team, Facing Opponent in Turnbuckle	Ⓐ (both players simultaneously)	Double Throw
Double Team, Behind Opponent in Turnbuckle	Ⓐ (both players simultaneously)	Double Impact
Grapple Face-Up Opponent's Upper Body	Ⓐ near opponent's head	Mounted Punches
Grapple Face-Up Opponent's Side	Ⓐ near opponent's midsection	Guri Guri
Grapple Face-Up Opponent's Lower Body	Ⓐ near opponent's legs	Side Leglock
Grapple Face-Down Opponent's Upper Body	Ⓐ near opponent's head	Headlock
Grapple Face-Down Opponent's Side	Ⓐ near opponent's midsection	Fujiwara Armbar
Grapple Face-Down Opponent's Lower Body	Ⓐ near opponent's legs	Knee Breaker
Flying Attack to Standing Opponent	Ⓑ	Diving Shoulder Block
Flying Attack to Standing Opponent	Ⓞ+Ⓑ	Diving Shoulder Block
Flying Attack to Downed Opponent	Ⓑ	Diving Elbow Drop 01
Flying Attack to Downed Opponent	Ⓞ+Ⓑ	Diving Elbow Drop 01
Attack Standing Opponent From Above	Ⓞ towards opponent + Ⓑ	Diving Shoulder Block
Attack Downed Opponent From Above	Ⓞ towards opponent + Ⓑ	Diving Elbow Drop 01
Run and Dive Through Ropes vs. Opponent Outside Ring	Ⓑ near ropes while running	Baseball Slide
Run and Dive Through Ropes vs. Opponent Outside Ring	Ⓞ+Ⓑ near ropes while running	Diving Body Press 02
Attack From Apron vs. Opponent Outside Ring	Ⓑ	Double Axe Handle
Weapon Attack Facing Standing Opponent	Ⓐ+Ⓑ while holding weapon in Special State	Guillotine with Weapon
Taunt	↑ (on + Control Pad)	Ready for Chokeslam
Taunt	↓ (on + Control Pad)	I'm Ready!
Taunt	← (on + Control Pad)	Ready for the Last Ride
Taunt	→ (on + Control Pad)	Ready for the Last Ride
Special Taunt (Enter Special State)	Ⓐ+Ⓑ when you have a full Special Slot	Go to Hell
Taunt From Top of Turnbuckle	+ Control Pad	Taunt 01
Taunt From Apron	+ Control Pad	Clapping Hands 01
Taunt After Victory	Automatic	Taunt 04

# VICTORIA™

Victoria™



## STATS

HEIGHT 5'8"  
 FROM San Bernardino, CA  
 CAREER HIGHLIGHTS  
 WWE Women's Champion

## BIO

Victoria's in-ring *Raw* debut in August 2002 against Trish Stratus opened a lot of eyes, and she hasn't disappointed since. She has proven she is a force to be reckoned with in the Women's Division, highlighted by her Women's Championship victory over Trish in November of the same year.

Victoria's athleticism is one of the reasons she has become so successful in such a short period of time, but it isn't the only attribute that has catapulted her to the top. She is a visibly maniacal competitor. Her crazy actions and mad facial expressions leave many Divas questioning whether even to step in the ring with her.

She carries the same crazed attitude in her relationship with Steven Richards. While the details of their relationship are still blurry, it is clear that Victoria is the one who wears the pants.



## SPECIAL MOVES

Widow's Peak™



Reverse DDT



**QUESTION:** What was Victoria's first role in WWE?  
 (Answer at bottom of page.)

**ANSWER:** Victoria played the role of one of The Godfather's "hos" in her first WWE appearances. In fact, she was caught in the shower with Eddie Guerrero by his then-girlfriend, Chyna, which led to their breakup!

# VICTORIA™'S MOVES

DESCRIPTION	COMMAND	MOVE NAME
Light Strike	Ⓑ (tap)	Punch-R
Light Strike	Ⓑ (tap)	Toe Kick 02
Combination Strike (2nd)	Ⓑ (repeatedly)	Punch-R
Combination Finish	Ⓑ after last Combination Strike	Sledgehammer
Combination Finish	Ⓞ+Ⓑ after last Combination Strike	Jumping Clothesline
Heavy Strike	Ⓑ (hold)	Sledgehammer
Heavy Strike	Ⓞ+Ⓑ (hold Ⓑ)	Jumping Clothesline
Strike Running Opponent	Ⓑ	Sledgehammer
Strike Running Opponent	Ⓞ+Ⓑ	Jumping Clothesline
Pull-Back Strike	Ⓑ after Irish Whipping opponent	Hammer Throw Shoulder Thrusts
Pull-Back Strike	Ⓞ+Ⓑ after Irish Whipping opponent	Hammer Throw Clothesline
Running Strike vs. Standing Opponent	Ⓑ while running	Back Elbow Strike
Running Strike vs. Standing Opponent	Ⓞ+Ⓑ while running	Clothesline-R
Strike Opponent Standing in Turnbuckle	Ⓑ	Full Swing Punch
Strike Opponent Down in Turnbuckle	Ⓑ	Stomp 01
Running Strike vs. Opponent Standing in Turnbuckle	Ⓑ while running	Clothesline-R
Running Strike vs. Opponent Down in Turnbuckle	Ⓑ while running	Toe Kick
Strike Face-Up Downed Opponent	Ⓑ	Stomp 01
Strike Face-Down Downed Opponent	Ⓑ	Stomp 01
Running Strike vs. Face-Up Downed Opponent	Ⓑ while running	Elbow Drop
Running Strike vs. Face-Down Downed Opponent	Ⓑ while running	Elbow Drop
Front Grappled Strike	Ⓑ during Front Grapple	Punch-R
Front Grappled Striking	↑+Ⓑ during Front Grapple	Clothesline-R
Front Grappled Striking	↓+Ⓑ during Front Grapple	Hard Back Chop
Front Grappled Striking	←+Ⓑ during Front Grapple	Elbow Smash-L
Front Grappled Striking	→+Ⓑ during Front Grapple	Elbow Smash-R
Light Front Grapple*	Ⓐ (tap)	Headlock Takedown
*(Facing Standing Opponent)		
Light Front Grapple*	↑+Ⓐ (tap Ⓐ)	Suplex
Light Front Grapple*	↓+Ⓐ (tap Ⓐ)	Scoop Slam
Light Front Grapple*	←+Ⓐ (tap Ⓐ)	Arm Drag
Light Front Grapple*	→+Ⓐ (tap Ⓐ)	Headlock
Heavy Front Grapple*	Ⓐ (hold)	Cat-Fight Throw
Heavy Front Grapple*	↑+Ⓐ (hold Ⓐ)	Torture Rack
Heavy Front Grapple*	↓+Ⓐ (hold Ⓐ)	DDT
Heavy Front Grapple*	←+Ⓐ (hold Ⓐ)	Sidewalk Slam
Heavy Front Grapple*	→+Ⓐ (hold Ⓐ)	Russian Leg Sweep
Front Grapple*	Ⓐ+Ⓑ while in Special State	Widow's Peak
Rear Grappled Striking	Ⓑ during Rear Grapple	Punch-R
Rear Grappled Striking	↑+Ⓑ during Rear Grapple	Elbow Strike
Rear Grappled Striking	↓+Ⓑ during Rear Grapple	Back Rake
Rear Grappled Striking	←+Ⓑ during Rear Grapple	Elbow Smash-L
Rear Grappled Striking	→+Ⓑ during Rear Grapple	Elbow Smash-R
Light Rear Grapple**	Ⓐ (tap)	Sleeper Hold
**(Behind Standing Opponent)		
Light Rear Grapple**	↑+Ⓐ (tap Ⓐ)	Face Crusher 01
Light Rear Grapple**	↓+Ⓐ (tap Ⓐ)	Take Down
Light Rear Grapple**	←+Ⓐ (tap Ⓐ)	Shin Breaker
Light Rear Grapple**	→+Ⓐ (tap Ⓐ)	Pendulum Back Breaker
Heavy Rear Grapple**	Ⓐ (hold)	Hair-Pull Slam
Heavy Rear Grapple**	↑+Ⓐ (hold Ⓐ)	Atomic Drop
Heavy Rear Grapple**	↓+Ⓐ (hold Ⓐ)	School Boy
Heavy Rear Grapple**	←+Ⓐ (hold Ⓐ)	Back Drop
Heavy Rear Grapple**	↓+Ⓐ (hold Ⓐ)	Abdominal Stretch
Rear Grapple**	Ⓐ+Ⓑ while in Special State	Reverse DDT
Light Front Turnbuckle Grapple***	Ⓐ (tap)	Knee Strikes
*** (Facing Opponent Standing in Turnbuckle)		
Light Front Turnbuckle Grapple***	Ⓞ+Ⓐ (tap Ⓐ)	Shoulder Thrusts
Heavy Front Turnbuckle Grapple***	Ⓐ (hold)	Superplex
Heavy Front Turnbuckle Grapple***	Ⓞ+Ⓐ (hold Ⓐ)	Superplex
Light Rear Turnbuckle Grapple†	Ⓐ (tap)	Face Slam to Pole
†(Behind Opponent Standing in Turnbuckle)		

DESCRIPTION	COMMAND	MOVE NAME
Light Rear Turnbuckle Grapple†	Ⓞ+Ⓐ (tap Ⓐ)	Shoulder Thrusts
Heavy Rear Turnbuckle Grapple†	Ⓐ (hold)	Super Back Drop
Heavy Rear Turnbuckle Grapple†	Ⓞ+Ⓐ (hold Ⓐ)	Super Back Drop
Lower Turnbuckle Grapple (Facing Opponent Sitting in Turnbuckle)	Ⓐ	Stomping and Knee Trample
Front Top Turnbuckle Grapple (Facing Opponent on Top Turnbuckle)	Ⓐ	Superplex
Rear Top Turnbuckle Grapple (Behind Opponent on Top Turnbuckle)	Ⓐ	Super Back Drop
Light Grapple vs. Running Opponent	Ⓐ (tap)	Back Toss
Light Grapple vs. Running Opponent	Ⓞ+Ⓐ (tap Ⓐ)	Jaw Breaker 01
Heavy Grapple vs. Running Opponent	Ⓐ (hold)	Cat-Fight Throw
Heavy Grapple vs. Running Opponent	Ⓞ+Ⓐ (hold Ⓐ)	Flap Jack 01
Leap Frog (vs. Running Opponent)	Ⓐ	Turnbuckle Dodge 01
Running Grapple, Facing Standing Opponent	Ⓐ while running	Neck Breaker
Running Grapple, Behind Standing Opponent	Ⓞ+Ⓐ while running	Bulldog
Reversal Attack, After Catching Opponent's Leg w/⟨R⟩	Ⓐ	Elbow Stomp
Reversal Attack, After Catching Opponent's Leg w/⟨R⟩	Ⓞ+Ⓐ	Push Down
Testing Power, After Countering Grapple w/⟨L⟩	Ⓐ	Toe Kick
Grapple Opponent on Apron From Ring	Ⓐ	Suplex
Grapple Opponent in Ring From Apron	Ⓐ	Guillotine
Grapple Opponent Down in Ropes	Ⓐ	Pull and Drop
Grapple Opponent at Edge of Surface (Cage Roof, etc.)	Ⓐ	Throw
Double Team, Facing Standing Opponent	Ⓐ (both players simultaneously)	Double Suplex
Double Team, Behind Standing Opponent	Ⓐ (both players simultaneously)	Double Back Drop
Double Team, Surrounding Opponent	Ⓐ (both players simultaneously)	Double Powerbomb
Double Team, vs. Running Opponent	Ⓐ (both players simultaneously)	Double-Team Back Toss
Double Team, Facing Opponent in Turnbuckle	Ⓐ (both players simultaneously)	Double Throw
Double Team, Behind Opponent in Turnbuckle	Ⓐ (both players simultaneously)	Double Impact
Grapple Face-Up Opponent's Upper Body	Ⓐ near opponent's head	Head Pound
Grapple Face-Up Opponent's Side	Ⓐ near opponent's midsection	Mounted Punches
Grapple Face-Up Opponent's Lower Body	Ⓐ near opponent's legs	Half Boston Crab
Grapple Face-Down Opponent's Upper Body	Ⓐ near opponent's head	Camel Clutch
Grapple Face-Down Opponent's Side	Ⓐ near opponent's midsection	Arm Wrench with Toe Kick
Grapple Face-Down Opponent's Lower Body	Ⓐ near opponent's legs	Knee Breaker
Flying Attack to Standing Opponent	Ⓑ	Missile Dropkick
Flying Attack to Standing Opponent	Ⓞ+Ⓑ	Missile Dropkick
Flying Attack to Downed Opponent	Ⓑ	Diving Elbow Drop 01
Flying Attack to Downed Opponent	Ⓞ+Ⓑ	Diving Elbow Drop 01
Attack Standing Opponent From Above	Ⓞ towards opponent + Ⓑ	Missile Dropkick
Attack Downed Opponent From Above	Ⓞ towards opponent + Ⓑ	Diving Elbow Drop 01
Run and Dive Through Ropes vs. Opponent Outside Ring	Ⓑ near ropes while running	Baseball Slide
Run and Dive Through Ropes vs. Opponent Outside Ring	Ⓞ+Ⓑ near ropes while running	Baseball Slide
Attack From Apron vs. Opponent Outside Ring	Ⓑ	Double Axe Handle
Apron Springboard Attack vs. Standing Opponent	Ⓞ towards opponent + Ⓑ	Missile Dropkick
Apron Springboard Attack vs. Downed Opponent	Ⓞ towards opponent + Ⓑ	Slingshot Leg Drop
Taunt	↑ (on + Control Pad)	Combing
Taunt	↓ (on + Control Pad)	Come on! 02
Taunt	← (on + Control Pad)	Hunchback 02
Taunt	→ (on + Control Pad)	Hunchback 02
Special Taunt (Enter Special State)	Ⓐ+Ⓑ when you have a full Special Slot	Go to Hell
Taunt From Top of Turnbuckle	+ Control Pad	Taunt 01
Taunt From Apron	+ Control Pad	Clapping Hands 01
Taunt After Victory	Automatic	Taunt 01


# VINCE McMAHON™ BIO

In 1982, Vincent K. McMahon bought his father's wrestling company, Capitol Wrestling Corporation, and set out to realize the vision known today as World Wrestling Entertainment. Like other professional

wrestling operations of the time, Capitol was a regional enterprise. Vincent K. McMahon's combination of sports and entertainment gave the new company an appeal that attracted a much broader audience than before.

Since that time, World Wrestling Entertainment has become the recognized leader in sports-entertainment, attracting a half-billion global viewers each week, including enormous live-event success. In addition, the company is home to some of the greatest athletes in the world, from realms such as boxing, football, powerlifting, basketball, Ultimate Fighting and much more. It's a formula for success that Mr. McMahon uses to drive his company to new heights of prosperity each year, while at the same time giving fans the entertainment value they want.

MR. McMAHON™



## SPECIAL MOVES



### STATS

FROM  
Greenwich, CT

**QUESTION:** What is Vince McMahon's full name? (Answer at bottom of page.)



*Vince McMahon*™

**ANSWER:** His full name is Vincent Kennedy McMahon...but you can call him "Mr. McMahon!"

# VINCE MCMAHON™'S MOVES

DESCRIPTION	COMMAND	MOVE NAME
Light Strike	Ⓑ (tap)	Punch-R
Light Strike	Ⓑ (tap)	Toe Kick 02
Combination Strike (2nd)	Ⓑ (repeatedly)	Punch-R
Combination Strike (3rd)	Ⓑ (repeatedly)	Elbow Strike-L
Combination Strike (4th)	Ⓑ (repeatedly)	Elbow Strike-R
Combination Strike (5th)	Ⓑ (repeatedly)	Bodyblow
Combination Strike (6th)	Ⓑ (repeatedly)	'Taker Punch
Combination Strike (7th)	Ⓑ (repeatedly)	Toe Kick 02
Combination Strike (8th)	Ⓑ (repeatedly)	Middle Kick-L
Combination Strike (9th)	Ⓑ (repeatedly)	Middle Kick-R
Combination Finish	Ⓑ after last Combination Strike	Bow-Pulling Straight
Combination Finish	Ⓞ+Ⓑ after last Combination Strike	Sledgehammer
Heavy Strike	Ⓑ (hold)	Full-Swing Punch
Heavy Strike	Ⓞ+Ⓑ (hold Ⓑ)	Low Blow
Strike Running Opponent	Ⓑ	Back Elbow Strike
Strike Running Opponent	Ⓞ+Ⓑ	Sledgehammer
Pull-Back Strike	Ⓑ after Irish Whipping opponent	Hammer Throw Shoulder Thrusts
Pull-Back Strike	Ⓞ+Ⓑ after Irish Whipping opponent	Hammer Throw Clothesline
Running Strike vs. Standing Opponent	Ⓑ while running	Shoulder Block
Running Strike vs. Standing Opponent	Ⓞ+Ⓑ while running	Clothesline-R
Strike Opponent Standing in Turnbuckle	Ⓑ	Full-Swing Punch
Strike Opponent Down in Turnbuckle	Ⓑ	Stomp 01
Running Strike vs.	Ⓑ while running	Clothesline-R
Opponent Standing in Turnbuckle		
Running Strike vs.	Ⓑ while running	Running Knee Attack
Opponent Down in Turnbuckle		
Strike Face-Up Downed Opponent	Ⓑ	Stomp 01
Strike Face-Down Downed Opponent	Ⓑ	Toe Kick
Running Strike vs. Face-Up Downed Opponent	Ⓑ while running	Elbow Drop
Running Strike vs.	Ⓑ while running	Elbow Drop
Face-Down Downed Opponent		
Front Grappled Strike	Ⓑ during Front Grapple	Punch-R
Front Grappled Striking	↑+Ⓑ during Front Grapple	Eye Rake
Front Grappled Striking	↓+Ⓑ during Front Grapple	Low Blow
Front Grappled Striking	←+Ⓑ during Front Grapple	Body Blow-L
Front Grappled Striking	→+Ⓑ during Front Grapple	Body Blow-R
Light Front Grapple*	Ⓐ (tap)	Scoop Slam
*(Facing Standing Opponent)		
Light Front Grapple*	↑+Ⓐ (tap Ⓐ)	Headlock
Light Front Grapple*	↓+Ⓐ (tap Ⓐ)	Jaw Breaker 01
Light Front Grapple*	←+Ⓐ (tap Ⓐ)	Fireman's Carry
Light Front Grapple*	→+Ⓐ (tap Ⓐ)	Arm Drag
Heavy Front Grapple*	Ⓐ (hold)	DDT
Heavy Front Grapple*	↑+Ⓐ (hold Ⓐ)	Back Body Drop
Heavy Front Grapple*	↓+Ⓐ (hold Ⓐ)	Drop Suplex
Heavy Front Grapple*	←+Ⓐ (hold Ⓐ)	Neck Breaker
Heavy Front Grapple*	→+Ⓐ (hold Ⓐ)	Russian Leg Sweep
Front Grapple*	Ⓐ+Ⓑ while in Special State	Stone Cold Stunner
Rear Grappled Striking	Ⓑ during Rear Grapple	Punch-R
Rear Grappled Striking	↑+Ⓑ during Rear Grapple	Elbow Strike
Rear Grappled Striking	↓+Ⓑ during Rear Grapple	Grappling Low Blow
Rear Grappled Striking	←+Ⓑ during Rear Grapple	Elbow Smash-L
Rear Grappled Striking	→+Ⓑ during Rear Grapple	Elbow Smash-R
Light Rear Grapple**	Ⓐ (tap)	Sleeper Hold
**(Behind Standing Opponent)		
Light Rear Grapple**	↑+Ⓐ (tap Ⓐ)	Hair-Pull Slam
Light Rear Grapple**	↓+Ⓐ (tap Ⓐ)	School Boy
Light Rear Grapple**	←+Ⓐ (tap Ⓐ)	Shin Breaker
Light Rear Grapple**	→+Ⓐ (tap Ⓐ)	Back Drop
Heavy Rear Grapple**	Ⓐ (hold)	Abdominal Stretch
Heavy Rear Grapple**	↑+Ⓐ (hold Ⓐ)	Pendulum Back Breaker
Heavy Rear Grapple**	↓+Ⓐ (hold Ⓐ)	Atomic Drop
Heavy Rear Grapple**	←+Ⓐ (hold Ⓐ)	Falling Neck Breaker
Heavy Rear Grapple**	→+Ⓐ (hold Ⓐ)	Russian Leg Sweep
Rear Grapple**	Ⓐ+Ⓑ while in Special State	Octopus Stretch
Light Front Turnbuckle Grapple***	Ⓐ (tap)	10 Punches
***(Facing Opponent Standing in Turnbuckle)		

DESCRIPTION	COMMAND	MOVE NAME
Light Front Turnbuckle Grapple***	Ⓞ+Ⓐ (tap Ⓐ)	Knee Strikes
Heavy Front Turnbuckle Grapple***	Ⓐ (hold)	Superplex
Heavy Front Turnbuckle Grapple***	Ⓞ+Ⓐ (hold Ⓐ)	Superplex
Light Rear Turnbuckle Grapple'	Ⓐ (tap)	Face Slam to Pole
'(Behind Opponent Standing in Turnbuckle)		
Light Rear Turnbuckle Grapple'	Ⓞ+Ⓐ (tap Ⓐ)	Shoulder Thrusts
Heavy Rear Turnbuckle Grapple'	Ⓐ (hold)	School Boy
Heavy Rear Turnbuckle Grapple'	Ⓞ+Ⓐ (hold Ⓐ)	Super Back Drop
Lower Turnbuckle Grapple	Ⓐ	Face Trample
(Facing Opponent Sitting in Turnbuckle)		
Front Top Turnbuckle Grapple	Ⓐ	Throw
(Facing Opponent on Top Turnbuckle)		
Rear Top Turnbuckle Grapple	Ⓐ	Super Back Drop
(Behind Opponent on Top Turnbuckle)		
Light Grapple vs. Running Opponent	Ⓐ (tap)	Scissor Sweep
Light Grapple vs. Running Opponent	Ⓞ+Ⓐ (tap Ⓐ)	Monkey Toss
Heavy Grapple vs. Running Opponent	Ⓐ (hold)	Back Toss
Heavy Grapple vs. Running Opponent	Ⓞ+Ⓐ (hold Ⓐ)	Manhattan Drop
Leap Frog (vs. Running Opponent)	Ⓐ	Turnbuckle Dodge 01
Running Grapple, Facing Standing Opponent	Ⓐ while running	Jaw Breaker
Running Grapple, Behind Standing Opponent	Ⓞ+Ⓐ while running	School Boy
Reversal Attack, After Catching Opponent's Leg w/Ⓔ	Ⓐ	Elbow Stomp
Reversal Attack, After Catching Opponent's Leg w/Ⓔ	Ⓞ+Ⓐ	Elbow Stomp
Testing Power, After Countering Grapple w/Ⓔ	Ⓞ+Ⓐ	Toe Kick
Grapple Opponent on Apron From Ring	Ⓐ	Throw into Inside
Grapple Opponent in Ring From Apron	Ⓐ	Guillotine
Grapple Opponent Down in Ropes	Ⓐ	Pull and Drop
Grapple Opponent at Edge of Surface	Ⓐ	Throw
(Cage Roof, etc.)		
Double Team, Facing Standing Opponent	Ⓐ (both players simultaneously)	Double Suplex
Double Team, Behind Standing Opponent	Ⓐ (both players simultaneously)	Double Back Drop
Double Team, Surrounding Opponent	Ⓐ (both players simultaneously)	Striking Combination
Double Team, vs. Running Opponent	Ⓐ (both players simultaneously)	Double Arm Drag
Double Team, Facing Opponent in Turnbuckle	Ⓐ (both players simultaneously)	Double Throw
Double Team, Behind Opponent in Turnbuckle	Ⓐ (both players simultaneously)	Double Impact
Grapple Face-Up Opponent's Upper Body	Ⓐ near opponent's head	Sleeper Hold
Grapple Face-Up Opponent's Side	Ⓐ near opponent's midsection	Ground Punches
Grapple Face-Up Opponent's Lower Body	Ⓐ near opponent's legs	Stomp to Groin
Grapple Face-Up Opponent's Upper Body	Ⓐ+Ⓑ while in Special State	People's Elbow
Grapple Face-Up Opponent's Side	Ⓐ+Ⓑ while in Special State	Running Leg Drop
Grapple Face-Down Opponent's Upper Body	Ⓐ near opponent's head	Camel Clutch
Grapple Face-Down Opponent's Side	Ⓐ near opponent's midsection	Arm Wrench with Toe Kick
Grapple Face-Down Opponent's Lower Body	Ⓐ near opponent's legs	Knee Breaker
Flying Attack to Standing Opponent	Ⓑ	Double Axe Handle
Flying Attack to Standing Opponent	Ⓞ+Ⓑ	Diving Shoulder Block
Flying Attack to Downed Opponent	Ⓑ	Diving Elbow Drop 01
Flying Attack to Downed Opponent	Ⓞ+Ⓑ	Diving Elbow Drop 01
Attack Standing Opponent From Above	Ⓞ towards opponent + Ⓑ	Double Axe Handle
Attack Downed Opponent From Above	Ⓞ towards opponent + Ⓑ	Diving Elbow Drop 01
Run and Dive Through Ropes vs. Opponent Outside Ring	Ⓑ near ropes while running	Baseball Slide
Run and Dive Through Ropes vs. Opponent Outside Ring	Ⓞ+Ⓑ near ropes while running	Baseball Slide
Attack From Apron vs. Opponent Outside Ring	Ⓑ	Double Axe Handle
Weapon Attack Facing Standing Opponent	Ⓐ+Ⓑ while holding weapon in Special State	DDT with Weapon
Taunt	↑ (on + Control Pad)	The Finger
Taunt	↓ (on + Control Pad)	I Give Up
Taunt	← (on + Control Pad)	Styling and Profiling
Taunt	→ (on + Control Pad)	Styling and Profiling
Special Taunt (Enter Special State)	Ⓐ+Ⓑ when you have a full Special Slot	Most Muscular 01
Taunt From Top of Turnbuckle	+ Control Pad	Taunt 01
Taunt From Apron	+ Control Pad	Clapping Hands 02
Taunt After Victory	Automatic	Taunt 31

# WILLIAM REGAL™ BIO

When William Regal joined this company in September 2000, he came as a goodwill ambassador from his homeland of Great Britain. He wanted to show Americans how to act like upstanding citizens, and he let everyone know how appalled he was at the low-level of class Americans displayed.

In March 2001, his goodwill won over Mr. McMahon, and Regal was handed the title of Commissioner. For months, with Tajiri as his loyal servant, Commissioner Regal won over the fans by being a leader against the Alliance. However, in October 2001, Regal decided to turn his back on the company, and he joined the Alliance. Linda McMahon decided to immediately fire Regal as Commissioner, and, in turn, Shane and Stephanie crowned Regal as the first-ever commissioner of the Alliance. However, after the fall of the Alliance at *Survivor Series 2001*, Regal did the unthinkable. He kissed Mr. McMahon's naked backside on national television to get his job back! Fans still laugh at recalling Regal's humiliation at the hands of the company owner. But Regal's in-ring success is no laughing matter. The U.K. native is a multi-time champion, and possesses one of the most painful maneuvers in the mat game today—the Regal stretch.



## STATS

HEIGHT	WEIGHT	FROM
6' 2"	245 lbs.	Blackpool, England

### CAREER HIGHLIGHTS

Intercontinental Champion, European Champion, Commissioner, WWE World Tag Team Champion, WCW Television Champion



## SPECIAL MOVES

Power of the Punch™



Clothesline-L



Regal Stretch™



**QUESTION:** What illegal weapon does William Regal use to give his Power of the Punch its devastating impact? (Answer at bottom of page.)

*William Regal*™

ANSWER: William Regal keeps a set of brass knuckles in his trunks to KO his opponents when the referee's back is turned.

# WILLIAM REGAL™'S MOVES

DESCRIPTION	COMMAND	MOVE NAME
Light Strike	Ⓑ (tap)	Elbow Strike-L
Light Strike	Ⓑ (tap)	Toe Kick 01
Combination Strike (2nd)	Ⓑ (repeatedly)	Elbow Strike-L
Combination Strike (3rd)	Ⓑ (repeatedly)	Elbow Strike-L
Combination Finish	Ⓑ after last Combination Strike	Knuckle Punch
Combination Finish	Ⓞ+Ⓑ after last Combination Strike	Low Blow
Heavy Strike	Ⓑ (hold)	Knuckle Punch
Heavy Strike	Ⓞ+Ⓑ (hold Ⓑ)	Hard Back Chop
Strike Running Opponent	Ⓑ	Back Elbow Strike
Strike Running Opponent	Ⓞ+Ⓑ	Full-Swing Punch
Pull-Back Strike	Ⓑ after Irish Whipping opponent	Hammer Throw Shoulder Thrusts
Pull-Back Strike	Ⓞ+Ⓑ after Irish Whipping opponent	Hammer Throw Clothesline
Running Strike vs. Standing Opponent	Ⓑ while running	Elbow Strike
Running Strike vs. Standing Opponent	Ⓞ+Ⓑ while running	Shoulder Block
Strike Opponent Standing in Turnbuckle	Ⓑ	Full-Swing Punch
Strike Opponent Down in Turnbuckle	Ⓑ	Stomp 01
Running Strike vs. Opponent Standing in Turnbuckle	Ⓑ while running	Shoulder Block
Running Strike vs. Opponent Down in Turnbuckle	Ⓑ while running	Running Knee Attack
Strike Face-Up Downed Opponent	Ⓑ	Stomp 01
Strike Face-Down Downed Opponent	Ⓑ	Knee Drop
Running Strike vs. Face-Up Downed Opponent	Ⓑ while running	Elbow Drop
Running Strike vs. Face-Down Downed Opponent	Ⓑ while running	Elbow Drop
Front Grappled Strike	Ⓑ during Front Grapple	Elbow Smash-L
Front Grappled Striking	↑+Ⓑ during Front Grapple	Headlock Smash
Front Grappled Striking	↓+Ⓑ during Front Grapple	Alternating Knee Strikes
Front Grappled Striking	←+Ⓑ during Front Grapple	Knee Strike-L
Front Grappled Striking	→+Ⓑ during Front Grapple	Knee Strike-R
Light Front Grapple*	Ⓐ (tap)	Headlock Takedown
*(Facing Standing Opponent)		
Light Front Grapple*	↑+Ⓐ (tap Ⓐ)	Snapmare
Light Front Grapple*	↓+Ⓐ (tap Ⓐ)	Small Package
Light Front Grapple*	←+Ⓐ (tap Ⓐ)	Arm Wrench with Elbow Stomp
Light Front Grapple*	→+Ⓐ (tap Ⓐ)	Russian Leg Sweep
Heavy Front Grapple*	Ⓐ (hold)	Double Arm Suplex
Heavy Front Grapple*	↑+Ⓐ (hold Ⓐ)	Shoulder Arm Breaker
Heavy Front Grapple*	↓+Ⓐ (hold Ⓐ)	W-Arm Driver 01
Heavy Front Grapple*	←+Ⓐ (hold Ⓐ)	Sambo Suplex
Heavy Front Grapple*	→+Ⓐ (hold Ⓐ)	Regal Cutter
Front Grapple*	Ⓐ+Ⓑ while in Special State	Power of the Punch
Rear Grappled Striking	Ⓑ during Rear Grapple	Punch-R
Rear Grappled Striking	↑+Ⓑ during Rear Grapple	Elbow Strike for Backhead
Rear Grappled Striking	↓+Ⓑ during Rear Grapple	Back Rake
Rear Grappled Striking	←+Ⓑ during Rear Grapple	Elbow Smash-L
Rear Grappled Striking	→+Ⓑ during Rear Grapple	Elbow Smash-R
Light Rear Grapple**	Ⓐ (tap)	Sleeper Hold
**(Behind Standing Opponent)		
Light Rear Grapple**	↑+Ⓐ (tap Ⓐ)	Wrestling Lift
Light Rear Grapple**	↓+Ⓐ (tap Ⓐ)	Take Down
Light Rear Grapple**	←+Ⓐ (tap Ⓐ)	Falling Neck Breaker
Light Rear Grapple**	→+Ⓐ (tap Ⓐ)	Shin Breaker
Heavy Rear Grapple**	Ⓐ (hold)	Abdominal Stretch
Heavy Rear Grapple**	↑+Ⓐ (hold Ⓐ)	Half Nelson Suplex 02
Heavy Rear Grapple**	↓+Ⓐ (hold Ⓐ)	School Boy
Heavy Rear Grapple**	←+Ⓐ (hold Ⓐ)	Atomic Drop
Heavy Rear Grapple**	↓+Ⓐ (hold Ⓐ)	Back Drop
Rear Grapple**	Ⓐ+Ⓑ while in Special State	Clothesline-L
Light Front Turnbuckle Grapple	Ⓐ (tap)	10 Punches
*** (Facing Opponent Standing in Turnbuckle)		
Light Front Turnbuckle Grapple***	Ⓞ+Ⓐ (tap Ⓐ)	Knee Strikes
Heavy Front Turnbuckle Grapple***	Ⓐ (hold)	Super W-Arm Suplex
Heavy Front Turnbuckle Grapple***	Ⓞ+Ⓐ (hold Ⓐ)	Super W-Arm Suplex

DESCRIPTION	COMMAND	MOVE NAME
Light Rear Turnbuckle Grapple'	Ⓐ (tap)	Face Slam to Pole
'(Behind Opponent Standing in Turnbuckle)		
Light Rear Turnbuckle Grapple'	Ⓞ+Ⓐ (tap Ⓐ)	School Boy
Heavy Rear Turnbuckle Grapple'	Ⓐ (hold)	Super Back Drop
Heavy Rear Turnbuckle Grapple'	Ⓞ+Ⓐ (hold Ⓐ)	Super Back Drop
Lower Turnbuckle Grapple	Ⓐ	Stomping and Knee Trample
(Facing Opponent Sitting in Turnbuckle)		
Front Top Turnbuckle Grapple	Ⓐ	Throw
(Facing Opponent on Top Turnbuckle)		
Rear Top Turnbuckle Grapple	Ⓐ	Tree of Woe Stomp
(Behind Opponent on Top Turnbuckle)		
Light Grapple vs. Running Opponent	Ⓐ (tap)	Scissor Sweep
Light Grapple vs. Running Opponent	Ⓞ+Ⓐ (tap Ⓐ)	Arm Drag
Heavy Grapple vs. Running Opponent	Ⓐ (hold)	Flap Jack 01
Heavy Grapple vs. Running Opponent	Ⓞ+Ⓐ (hold Ⓐ)	Sambo Suplex
Leap Frog (vs. Running Opponent)	Ⓐ	Turnbuckle Dodge 01
Running Grapple, Facing Standing Opponent	Ⓐ while running	Swinging Neck Breaker
Running Grapple, Behind Standing Opponent	Ⓞ+Ⓐ while running	School Boy
Reversal Attack,	Ⓐ	Elbow Stomp
After Catching Opponent's Leg w/[R]		
Reversal Attack,	Ⓞ+Ⓐ	Elbow Stomp
After Catching Opponent's Leg w/[R]		
Testing Power,	Ⓐ	Test of Strength Flip
After Countering Grapple w/[L]		
Grapple Opponent on Apron From Ring	Ⓐ	Suplex
Grapple Opponent in Ring From Apron	Ⓐ	Guillotine
Grapple Opponent Down in Ropes	Ⓐ	Rope Guillotine
Grapple Opponent at Edge of Surface	Ⓐ	Throw
(Cage Roof, etc.)		
Double Team, Facing Standing Opponent	Ⓐ (both players simultaneously)	Double Flap Jack
Double Team, Behind Standing Opponent	Ⓐ (both players simultaneously)	Double Team Knee Breaker
Double Team, Surrounding Opponent	Ⓐ (both players simultaneously)	Striking Combination
Double Team, vs. Running Opponent	Ⓐ (both players simultaneously)	Double Arm Drag
Double Team, Facing Opponent in Turnbuckle	Ⓐ (both players simultaneously)	Double Throw
Double Team, Behind Opponent in Turnbuckle	Ⓐ (both players simultaneously)	Double Impact
Grapple Face-Up Opponent's Upper Body	Ⓐ near opponent's head	Chin Lock
Grapple Face-Up Opponent's Side	Ⓐ near opponent's midsection	Knee Smash
Grapple Face-Up Opponent's Lower Body	Ⓐ near opponent's legs	Kick to Hamstring
Grapple Face-Down Opponent's Upper Body	Ⓐ near opponent's head	Camel Clutch
Grapple Face-Down Opponent's Side	Ⓐ near opponent's midsection	Headlock
Grapple Face-Down Opponent's Lower Body	Ⓐ near opponent's legs	Half Boston Crab
Grapple Face-Down Opponent's Lower Body	Ⓐ+Ⓑ while in Special State	Regal Stretch
Flying Attack to Standing Opponent	Ⓑ	Double Axe Handle
Flying Attack to Standing Opponent	Ⓞ+Ⓑ	Double Axe Handle
Flying Attack to Downed Opponent	Ⓑ	Diving Elbow Drop 01
Flying Attack to Downed Opponent	Ⓞ+Ⓑ	Diving Elbow Drop 01
Attack Standing Opponent From Above	Ⓞ towards opponent + Ⓑ	Double Axe Handle
Attack Downed Opponent From Above	Ⓞ towards opponent + Ⓑ	Diving Elbow Drop 01
Run and Dive Through Ropes vs. Opponent Outside Ring	Ⓑ near ropes while running	Baseball Slide
Run and Dive Through Ropes vs. Opponent Outside Ring	Ⓞ+Ⓑ near ropes while running	Baseball Slide
Attack From Apron vs. Opponent Outside Ring	Ⓑ	Double Axe Handle
Taunt	↑ (on + Control Pad)	Royal Greeting™
Taunt	↓ (on + Control Pad)	Royal Greeting™
Taunt	← (on + Control Pad)	Victory Sign 01
Taunt	→ (on + Control Pad)	Victory Sign 01
Special Taunt (Enter Special State)	Ⓐ+Ⓑ when you have a full Special Slot	Footwork 02
Taunt From Top of Turnbuckle	+ Control Pad	Taunt 01
Taunt From Apron	+ Control Pad	Clapping Hands 01
Taunt After Victory	Automatic	Taunt 17