



**HOW TO
UNLOCK ALL
ITEMS!**




RAW 2



This game has received the following rating from the ESRB





RAW 2

Prima Games
A Division of Random House, Inc.
3000 Lava Ridge Court
Roseville, CA 95661
(800) 733-3000
www.primagames.com



Prima's Official Strategy Guide

Bryan Stratton
Stephen Stratton



The Prima Games logo is a registered trademark of Random House, Inc., registered in the United States and other countries. Primagames.com is a registered trademark of Random House, Inc., registered in the United States. Prima Games is a division of Random House, Inc.

© 2003-2004 by World Wrestling Entertainment. All rights reserved. No part of this book may be reproduced or transmitted in any form or by any means, electronic or mechanical, including photocopying, recording, or by any information storage or retrieval system without written permission from World Wrestling Entertainment.

Associate Product Manager: Christy L. Curtis
Project Editor: Teli Hernandez
Layout & Design: Graphic Applications Group, Inc.

Acknowledgements:

Bryan and Stephen Stratton would like to thank: Kirk Somdal and Devin Knudsen from THQ; Jennifer Croteau, Christy Curtis, and Teli Hernandez from Prima; Holly Hannam and David Hodgson from southern Washington; and The Spaniard and Seanbaby from Parts Unknown.

The names of all World Wrestling Entertainment televised and live programming, talent names, images, likenesses, slogans and wrestling moves and all World Wrestling Entertainment logos are trademarks which are the exclusive property of World Wrestling Entertainment, Inc. © 2003 World Wrestling Entertainment, Inc. All Rights Reserved.

Game and Software © 2003 THQ/JAKKS Pacific, LLC. Used under exclusive license by THQ/JAKKS Pacific, LLC. JAKKS Pacific and the JAKKS Pacific logo are trademarks of JAKKS Pacific, Inc. THQ and the THQ logo are trademarks and/or registered trademarks of THQ Inc. All Rights Reserved. All other trademarks, logos and copyrights are property of their respective owners.

All products and characters mentioned in this book are trademarks of their respective companies.

Please be advised that the ESRB rating icons, "EC", "K-A", "E", "T", "M", "AO" and "RP" are copyrighted works and certification marks owned by the Entertainment Digital Software Association and may only be used with their permission and authority. Under no circumstances may the rating icons be self applied or used in connection with any product that has not been rated by the ESRB. For information regarding whether a product that has not been rated by the ESRB, please call the ESRB at 1-800-771-3772 or visit www.esrb.org. For information regarding licensing issues, please call ESA at (212)223-8936. Please note that ESRB ratings only apply to the content of the game itself and does NOT apply to the content of this book.

Important:

Prima Games has made every effort to determine that the information contained in this book is accurate. However, the publisher makes no warranty, either expressed or implied, as to the accuracy, effectiveness, or completeness of the material in this book; nor does the publisher assume liability for damages, either incidental or consequential, that may result from using the information in this book. The publisher cannot provide information regarding game play, hints and strategies, or problems with hardware or software. Questions should be directed to the support numbers provided by the game and device manufacturers in their documentation. Some game tricks require precise timing and may require repeated attempts before the desired result is achieved.

ISBN: 0-7615-4338-4

Library of Congress Catalog Card Number: 2003106675



CONTENTS

WELCOME TO RAW® 2	4
HOW TO USE THIS GUIDE	4
BASIC CONTROLS	5
MAIN MENU	6
OPTIONS	6
SAVE & LOAD	7
SCHEDULED FOR ONE FALL: MATCH TYPES	8
SETTING UP A MATCH	8
DURING THE MATCH	11
PLAY MODES	12
CREATE MODES	14
CREATE A SUPERSTAR	14
CREATE A TEAM	24
ROAD TO WRESTLEMANIA® XIX:	
SEASON MODE	25
SEASON MODE	25
THEATER	31
HALL OF FAME	31
WWE™ SUPERSTARS	
A-TRAIN	32
BATISTA	34
BIG SHOW	36
BILLY GUNN	38
BILLY KIDMAN.....	40
BOOKER T	42
BRADSHAW	44
BROCK LESNAR.....	46
BUBBA RAY DUDLEY	48
CHAVO GUERRERO	50
CHRIS BENOIT.....	52
CHRIS JERICHO	54
CHRIS NOWINSKI.....	56
CHRISTIAN.....	58
CHUCK PALUMBO.....	60
CRASH	62
D-VON DUDLEY	64
EDDIE GUERRERO	66
EDGE	68
GOLDBERG.....	70
GOLDUST	72
HARDCORE HOLLY	74

HULK HOGAN.....	76
THE HURRICANE.....	78
JACQUELINE.....	80
JAMIE NOBLE.....	82
JAZZ	84
JOHN CENA.....	86
KANE	88
KEVIN NASH.....	90
KURT ANGLE	92
LANCE STORM.....	94
LITA	96
MARK HENRY	98
MATT HARDY.....	100
MOLLY HOLLY	102
NIDIA	104
RANDY ORTON	106
REY MYSTERIO	108
RHYNO	110
RIC FLAIR.....	112
RICO	114
RIKISHI.....	116
ROB VAN DAM.....	118
THE ROCK	120
SCOTT STEINER	122
SHANNON MOORE	124
SHAWN MICHAELS	126
SPIKE DUDLEY	128
STACY KEIBLER	130
STEPHANIE McMAHON	132
STEVE AUSTIN	134
STEVEN RICHARDS	136
TAJIRI	138
TERRI	140
TEST	142
TOMMY DREAMER.....	144
TORRIE WILSON	146
TRIPLE H	148
TRISH STRATUS	150
UNDERTAKER	152
VAL VENIS	154
VICTORIA	156
WILLIAM REGAL.....	158

WELCOME TO RAW[®] 2

HOW TO USE THIS GUIDE

This guide gives you all the tips, tricks, and strategies you need to rise through the WWE ranks and win the World Heavyweight Championship.

This section gives you the basics you need to start playing *RAW 2*, including the fundamental controls, menu navigation, and an explanation of how your game data is stored.

SCHEDULED FOR ONE FALL: MATCH TYPES

This section of the guide gives you the lowdown on every match type and variation in *RAW 2*, from one-on-one single matches to the career-shortening Hell in a Cell[™]. It's also jam-packed with tips and strategies to help you lay the *SmackDown!*[™] on your opponents.



BODY BUILDING: CREATE MODES

This section has all the essentials for creating Superstars and teams, from designing their look to putting together their ring entrances.

ROAD TO WRESTLEMANIA[®] XIX: SEASON MODE

This section gives you all the ins and outs of taking your Superstar through Season Mode to the World Heavyweight Championship. It also exposes hidden items and tells you how to unlock them. Don't begin your WWE career without checking it out!



SUPERSTARS

The end of this guide is dedicated to the 64 Superstars of *RAW 2*, with full moves lists, career statistics, and biographies for each Superstar. Curious as to how to perform Kurt Angle's Angle Slam or Steve Austin's Stone Cold Stunner? Turn to their Superstar page and wonder no longer!

BASIC CONTROLS

MENU CONTROLS

BUTTON	COMMAND
⊙	Highlight/change menu options
A	Confirm selection
B	Cancel/return to previous menu



IN-RING CONTROLS

BUTTON	COMMAND
⊙	Move
⊙ (double-tap and hold) or L	Run
R	Taunt
A	Grapple
B	Dodge/counter
X	Strike
Y	Pin (when opponent is down on mat)
WHT	Pick up weapon/object
BLK	Action (tag partner, enter/exit ring, leave area, climb ladder or cage, etc.)
L/R	Change targeted opponent
START	Pause game



GRAPPLE MOVES (AFTER PRESSING A TO GRAPPLE)

BUTTON	COMMAND
⊙+A	Heavy grapple attack
⊙+X	Light grapple attack
X+A	Finishing move (when opponent is groggy and your Voltage Meter is flashing)
B	Release grapple
⊙ toward ropes + BLK	Irish Whip to ropes



RUNNING MOVES (USE L OR DOUBLE-TAP AND HOLD ⊙ TO RUN)

BUTTON	COMMAND
A	Running grapple
X	Running strike
⊙+BLK (hold)	Roll into/out of ring



MOVES VS. OPPONENT ON MAT

BUTTON	COMMAND
A (double-tap)	Raise opponent to his feet
A, ⊙+A	Drag opponent around ring
A to grapple, then ⊙+A or ⊙+X	Grapple attacks
X or ⊙+X	Striking attacks
Y	Pin opponent



TURNBUCKLE AND RING ROPES CONTROLS

BUTTON	COMMAND
⊙ toward rope + BLK	Enter/exit ring
⊙ toward turnbuckle + BLK	Climb up/down turnbuckle
⊙+X or ⊙+A	Attack from rope/turnbuckle
⊙ toward turnbuckle + A	Attack from 2nd rope



APRON MOVES

BUTTON	COMMAND
A	Grapple attack
X	Striking attack
L or ⊙ (double-tap and hold)	Run along apron



WEAPON MOVES

BUTTON	COMMAND
A	Throw weapon
X	Attack with weapon
BLK	Pick up/drop weapon
⊙ (double-tap attack and hold) + X	Running weapon



MAIN MENU



The Main Menu features the following 12 options:

MAIN MENU OPTIONS

OPTION	DESCRIPTION
Quick Start	Jump into a quick, no-frills match-up
Exhibition	Set up a special type of match
Season	Play through an entire season of WWE action
<i>King of the Ring</i> ®	Create and play a <i>King of the Ring</i> tournament
Tournament	Similar to <i>King of the Ring</i> , design and play through a tournament with more match options
<i>Royal Rumble</i> ®	Set up and compete in an over-the-top-rope elimination challenge with 4 to 64 Superstars
Create a Superstar	Design your own Superstar, from hairstyle to ring entrance
Create a Team	Create or edit 2- or 3-Superstar teams
Theater	View unlockable movies and credits.
Hall of Fame	View your player evaluation, total score, and records
Options	Customize game options
Save & Load	Access saved game data or write current game data to the Xbox hard disk

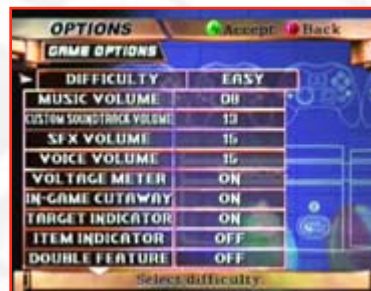
NOTES

- For more information on Quick Start, Exhibition, *King of the Ring*, Tournament, or *Royal Rumble*, see the next section of this guide, "Scheduled for One Fall: Match Types."

- For more information on Season, Theater, and Hall of Fame, see the section of this guide called "Road to *WrestleMania XIX*: Season Mode."

- For more information on Create a Superstar and Create a Team, see the section of this guide called "Body Building: Create Modes."

OPTIONS



Select "Options" from the Main Menu to bring up the Options Menu, where you can choose to change the Game Options or the Screen Options. Choose "Game Options" to change the following Game Options:

GAME OPTIONS MENU

OPTION	DESCRIPTION	CHOICES
Difficulty	Adjust level of computer opponents' skill	Easy/Normal/Hard
Music Volume	Set the background music audio level	0 to 15*
SFX	Set the sound effects audio level	0 to 15*
Voice Volume	Set the character voice audio level	0 to 15*
Voltage Meter	Hide or show the players' Voltage Meters	On/Off
In-Game Cutaway	Display or hide cutaway scenes	On/Off
Target Indicator	Show or hide which Superstars each player is focused on	On/Off

GAME OPTIONS MENU (CONT'D)

OPTION	DESCRIPTION	CHOICES
Item Indicator	Enable or disable visual cue for items that can be picked up	On/Off
Double Feature	Display or hide double feature	On/Off
Vibration	Enable or disable controller vibration	On/Off
Save Confirmation	Show or hide notification that your game data has been saved	On/Off
Entrance & Versus Screen	Show or hide pre-match entrances and Versus Screens	On/Off
Default Settings	Return all Game Options to their original settings	n/a

*0 is off and 15 is loudest



Choose "Screen Options" from the Options Menu to change the way RAW 2 is displayed on your screen.

SCREEN OPTIONS

OPTION	DESCRIPTION
Adjust Screen	Re-center screen using
Brightness	Brighten or darken the screen
Contrast	Raise or lower the level of contrast
Default Settings	Return Screen Options to original settings

SAVE & LOAD



Whenever you accomplish something important in RAW 2, such as create a Superstar or unlock a hidden item, you are prompted to save your game.

If you want to save your game data at any other point, choose "Save & Load" from the Main Menu, then

choose "Save Game" to write your game data to the Xbox hard drive, overwriting any previous game data.

If you want to restore previously saved game data, choose "Load Game" from the Save & Load Menu. This restores the game to its last saved point, allowing you to retry a Season Mode match that you lost, for instance.

SCHEDULED FOR ONE FALL: MATCH TYPES

SETTING UP A MATCH

Whether you plan to play a Quick Start, Exhibition, *King of the Ring*, Tournament, or *Royal Rumble* match, the match setup is almost exactly the same.

MATCH SELECT



Most play modes require you to choose a match type as the first step in the match setup process. Choose from the following match types:

NORMAL MATCH



A Normal Match is your standard WWE bout. You can win by pinfall or submission, or if your opponent is disqualified. No weapons are allowed during the match, and pinfalls and

submissions must take place inside the ring to be counted.

HARDCORE MATCH



In a Hardcore Match, weapons are legal and anything goes! Do whatever it takes to beat down and pin your opponent (or get your opponent to tap out) to get the win!

TIP

Weapons are legal in a Hardcore Match, so use them. If an opponent comes at you with a weapon, be ready with **B** to counter his or her weapon strike.

STREET FIGHT MATCH



A Street Fight is essentially the same match as a Hardcore Match, except that pinfalls and submissions must take place inside the ring to count.

TIP

Use the same techniques in a Street Fight that you'd use in a Hardcore Match, but if you're on the receiving end of a beating, stay out of the ring to avoid losing the match.



LADDER MATCH

In a Ladder Match, a title belt is suspended high above the ring. To win, you have to knock your opponent senseless, set up a ladder in the center of the ring, and climb to grab the belt.



TIP

The key to winning a Ladder Match is to set up the ladder directly in the center of the ring. Use the shadow of the hanging belt to line up the ladder. Don't bother climbing it unless it's perfectly placed; you just waste time.

TABLE MATCH



The only way to defeat your opponents in a Table Match is to put them through the table! Set up the table, toss your opponent onto it, climb onto the table, and use a grappling move to drive your opponent through it for the win.

TIP

An easier way to win a Table Match is to set up the table in a turnbuckle, Irish Whip your opponent into it, then use heavy strikes to smash them through the table. Watch out for reversals, though!

TLCTM MATCH

Tables and Ladders and Chairs, oh my! A TLC Match has the same rules as a Ladder Match, except for the abundance of chairs and tables scattered around the ring. They're all legal weapons, so use them to your advantage!



TIP

An opponent who's been through a table takes a while to get back up. Put your rival out of commission just before you make a grab for the belt above the ring.

CAGE MATCH

As the name implies, Cage Matches take place in a ring surrounded by a steel cage. To win, be the first Superstar to climb the 10-foot-tall, chain-link cage and drop to the ground outside the ring.




HELL IN A CELLTM



Hell in a Cell™ is a more dangerous version of the Cage Match. This time, the cage is enclosed, and it's a long way down if you fall. Beat the tar out of your opponent and pin him for the win.

TIP

To break through the cage walls, Irish Whip your opponent repeatedly through the same section of cage. If you leave the cage and climb to the top, you can usually taunt your opponent into climbing up and joining you. Once you're up there, use grappling moves to toss your opponent off the cage, or slam him through the cage ceiling.



PARTICIPATION SELECT



After choosing your match type, determine how many Superstars will take part in the match and the teams they'll be on. Choose from the following options:

PARTICIPATION SELECT OPTIONS

OPTION	DESCRIPTION
1 vs. 1	A single Superstar vs. another single Superstar
1 vs. 1 with Manager	A one-on-one match in which each Superstar has an ally on the outside of the ring
2 vs. 2	A tag-team match in which only one Superstar from each team can legally be in the ring at a time
2 vs. 2 Tornado	A tag-team match in which all four Superstars can legally be involved in the match
1 vs. 2	A single Superstar vs. a tag team of Superstars
1 vs. 3	A single Superstar vs. a three-man tag team of Superstars
Triple-Threat™	All three Superstars are out for themselves, and the first one to beat either of the others is the winner
Fatal Four-Way™	Identical to a Triple-Threat™ match, but with four Superstars
Armageddon™	Same as a Fatal Four-Way™, but with six Superstars
2 vs. 2 with Manager	The tag team version of a 1 vs. 1 with Manager match

PARTICIPATION SELECT OPTIONS (CONT'D)

OPTION	DESCRIPTION
2 vs. 2 vs. 2 Tornado	A combination of Triple-Threat and 2 vs. 2 Tornado; three teams battle for dominance, and all six Superstars can be in the ring at once
Battle Royal 4 Men	Four Superstars start off in the match; when one is pinned or taps out, he's out of the match, and the last man standing is the winner
Battle Royal 6 Men	Same as Battle Royal 4 Men, but with six Superstars

PLAYER SETTINGS



After choosing the match type you want to play, assign each of the player slots to a human player (1P, 2P, 3P, or 4P) or AI control (CPU). Each player uses **○** to move a controller icon to the desired player slot and presses **A** to confirm the decision.

SUPERSTAR SELECT



From the Superstar Select Menu, use **○** to highlight your Superstar of choice and press **A** to select him or her. To use the Superstar's alternate costume, press **X**. To scroll through the eight pages of Superstars, use **L** and **R**; created Superstars appear at the end of the list.

SETTINGS



Once all players' Superstars (human and CPU) are chosen, further customize your match with the following options on the Settings Menu:

NOTE

There are 14 arenas in total, of which all but two (*Raw* and *SmackDown!*) must be unlocked in Season Mode.

- | | |
|------------------------|-------------------------|
| <i>Armageddon</i> | <i>Backlash</i> |
| <i>Judgment Day</i> | <i>King of the Ring</i> |
| <i>No Mercy</i> | <i>No Way Out</i> |
| RAW | <i>Royal Rumble</i> |
| <i>SmackDown!</i> | <i>SummerSlam</i> |
| <i>Survivor Series</i> | <i>Unforgiven</i> |
| <i>Vengeance</i> | <i>WrestleMania</i> |

Once you select the arena, the match begins.

SETTINGS OPTIONS

SETTING	DESCRIPTION	OPTIONS
Time	The time limit of the match; if no one wins by the end of the time limit, it's a draw	No Limit, 10 Min, 20 Min, 30 Min, 60 Min
Count Out	The length of time Superstars can stay out of the ring before being DQ'ed	None, 10 Count
Referee	Choose the referee for the match; each has his own style	(see note)
Interference	Allow or forbid other Superstars to run in and interfere with the match	On/Off
Arena	Choose the arena in which the match takes place	(see note)

NOTE

You can choose from four referees:

- **Earl Hebner™**: The Senior Referee, who calls every match right down the middle.
- **Tim White™**: A fast-moving ref; it's hard to cheat behind his back.
- **Mike Chioda™**: Excitable and prone to counting pins and count-outs very quickly.
- **Nick Patrick™**: Doesn't move or count very quickly; makes for brutal, drawn-out matches.



DURING THE MATCH

After the entrances play and the bell rings, the match is on. Use the button commands listed in the previous section and in the Superstar sections to control your Superstar.

NOTE

You can skip the Superstars' entrances with **A**.

VOLTAGE METER AND FINISHING MOVES

Each Superstar has a Voltage Meter, which indicates the Superstar's current energy level. The higher the Voltage Meter reading, the more fired up the Superstar is. Superstars with low Voltage Meter



Superstars' Voltage Meters appear in the corners of the screen.

readings are in danger of being pinned or forced to tap out to a submission move.



When your Voltage Meter is flashing, grapple with **A** and press **X+A** to pull off a finishing move.

When your Superstar's Voltage Meter reading is so high that it starts flashing, you can perform a finishing move by grappling your opponent (with **A**) and then pressing **X+A**. Each Superstar has five different situations in which to perform a finishing move:

- From a front grapple vs. a standing opponent
- From a rear grapple vs. a standing opponent
- While grappling a facing opponent who is standing in the turnbuckle
- While grappling an opponent from behind who is standing in the turnbuckle
- While grappling a facing opponent who is near the ropes

PAUSE MENU



Pressing **START** during a match pauses the action and brings up the Pause Menu, which has the following options:

PAUSE MENU OPTIONS

OPTION	DESCRIPTION
Continue	Resume the match from the point at which you paused it
Back to Main Menu	Quit the match and return to the Main Menu
I Quit	Concede the current match (not always available)
Voltage Meter	Show or hide the Voltage Meters
In-Game Cutaway	Enable or disable in-game camera cutaways
Target Indicator	Show or hide which Superstar each player is focused on

PAUSE MENU OPTIONS (CONT'D)

OPTION	DESCRIPTION
Item Indicator	Show or hide visual cues indicating items that can be picked up
Double Feature	Enable or disable Double Feature replays
Vibration	Turn the controllers' vibration on or off

To resume play, press **START** again, or choose "Continue" from the Pause Menu.

PLAY MODES

Five non-Season play modes are available from the Main Menu: Quick Start, Exhibition, *King of the Ring*, Tournament, and *Royal Rumble*.

NOTE

If you're looking for information on Season Mode, refer to the section of this guide titled "Road to *WrestleMania XIX*: Season Mode."

QUICK START



The Quick Start play mode is the fastest way to jump into a single WWE match in *RAW 2*. Choosing "Quick Start" from the Main Menu sets you up with a Normal Match; all you have to do is choose which players control which Superstars, and you're off!

EXHIBITION

An Exhibition Match is a Quick Start Match with more options. Like a Quick Start Match, it's a single match (as opposed to a tournament of several matches or the ongoing Season Mode), but you have the full range of Match Select and Participation Select options at your disposal.



KING OF THE RING®

King of the Ring is a single-elimination tournament between eight Superstars for the right to be called *King of the Ring*. Setting up a *King of the Ring*® tournament is simple: just select "King of the Ring" from the Main Menu, choose your Superstars, and you're off!



Each match in *King of the Ring* is a Normal 1 vs. 1 Match, and the winner progresses to the next round. The Superstar who scores wins in each of three brackets is crowned *King of the Ring*.

TOURNAMENT



Tournament Mode is to *King of the Ring* what Exhibition is to Quick Start: It's a version of *King of the Ring* with many more customizing options. Like *King of the Ring*,

Tournament Mode sets up an eight-Superstar, single-elimination tournament. Unlike *King of the Ring*, Tournament Mode allows you to set options in the Match Select, Participation Select, and Settings Menus.

ROYAL RUMBLE®



The *Royal Rumble* is one of WWE's best-known and best-loved annual events: a 30-Superstar over-the-top-rope elimination challenge. Two Superstars start off, and other Superstars come down the ramp at regular intervals. The winner of the *Royal Rumble* proves to the

fans and his peers that he is truly one of the WWE elite, on the level of former winners such as Ric Flair and Stone Cold Steve Austin.

Royal Rumble Mode in *RAW 2* allows you to customize the event. The first thing you do is determine a Participation Number between 4 and 64; this is the number of Superstars that will take part. After that, it's just a matter of determining which human players will take part and which Superstars they will control.



CREATE MODES

RAW 2's Create a Superstar Mode is an incredibly versatile tool for designing any Superstar you can imagine. The Create a Team feature lets you unite and break up teams of Superstars, which affects the flow of the story in Season Mode.

CREATE A SUPERSTAR




Create a Superstar Menu

To start designing your own custom Superstar, select "Create a Superstar" from the Main Menu. Create a Superstar has four options:


- **Create:** Create a new Superstar or edit an existing one.
- **Clone:** Make an exact duplicate of an existing created Superstar.
- **Copy:** Copy the appearance, entrance, or moves of an existing Superstar to any other Superstar.
- **Delete:** Permanently delete a created Superstar from the roster.

Cloning, copying, and deleting Superstars are self-explanatory processes. Choose your option, choose your Superstar, then follow on-screen prompts.

Choosing "Create" takes you to the Create a Superstar Menu, which has six submenus: Profile, Appearance1, Appearance2, Entrance, Moves, and Save. You can visit (and revisit) these in any order you wish, although if you want to keep the Superstar, you must choose "Save" once you've finalized all details.



PROFILE

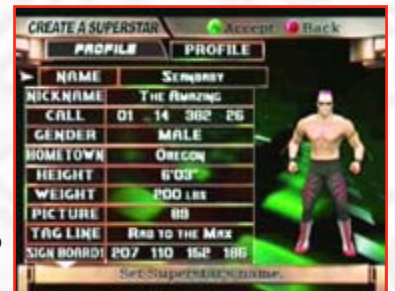


Create a Superstar: Profile Submenu

The Profile submenu is where you determine your Superstar's general ability and personality. Six additional submenus in the Profile submenu let you round out your Superstar: Profile, Parameters, Personal Skills, Popularity, Character, and Alignment.

PROFILE

The Profile submenu under the Profile submenu is where you define your Superstar's character and personality, from ring name to the signs that the Superstar's fans hold up. Use the following options to create a unique profile for your Superstar:



Create a Superstar: Profile: Profile Submenu

PROFILE OPTIONS

OPTION	DESCRIPTION
Name	Your Superstar's name (ex: Ric Flair)
Nickname	The nickname that appears before the Superstar's name (ex: The Nature Boy)
Call	Create a 1- to 4-word phrase that the ring announcer will use to call your Superstar
Gender	Is your Superstar male or female?
Hometown	Choose your Superstar's hometown from a list; the ring announcer says it during your entrance
Height	Set your Superstar's height
Weight	Set your Superstar's weight



PROFILE OPTIONS (CONT'D)

OPTION	DESCRIPTION
Picture	Choose a thumbnail picture to represent your Superstar
Tag Line	Enter a phrase that appears under your Superstar's ring name during the entrance (ex: <i>www.StoneCold.com™</i>)
Sign Board1	Choose four signs that your fans will hold up
Sign Board2	Choose four <i>more</i> signs that your fans will hold up
Voice	Select a voice for your Superstar

PARAMETERS



Create a Superstar: Profile: Parameters Submenu

Your Superstar's Parameters are general physical abilities and weaknesses in the ring. There are three categories: Offensive Skills, Defensive Skills, and Physical Skills. Each category includes several skills and a pool of points that you can distribute among them.

The higher the point total for a skill, the more proficiency the Superstar has in that skill. Each skill must have at least one point in it and can't have more than five points.

OFFENSIVE SKILLS

SKILL	DESCRIPTION
Punch	Punching strike ability
Kick	Kicking strike ability
Grappling	Skill with grappling moves, like slams and Suplexes
Submissions	Skill with joint locks and other submission moves
Acrobatics	Skill with high-flying, daredevil moves
Rough Housing	Brawling ability (closed-fist punches, weapons, etc.)

DEFENSIVE SKILLS

SKILL	DESCRIPTION
Punch	Ability to avoid or roll with a punch
Kick	Ability to avoid or roll with a kick
Grappling	Ability to counter or roll with grappling moves, like slams and Suplexes
Submissions	Ability to resist tapping out to joint locks and submission moves
Acrobatics	Ability to avoid or roll with high-flying attacks
Rough Housing	Ability to endure or counter brawling attacks and weapon attacks

PHYSICAL SKILLS

SKILL	DESCRIPTION
Recovery Power	How long your Voltage Meter stays in the <i>Danger</i> zone after a beat-down
Recovery Stamina	How quickly you can raise your Voltage Meter to the point where you can perform a finishing move
Jumping Distance	How far your Superstar can leap off the turnbuckle
Movement Speed	How quickly your Superstar walks and runs

PERSONAL SKILLS



Create a Superstar: Profile: Personal Skills Submenu

Your Superstar's Personal Skills determine how he relates to other Superstars, to the fans in Season Mode, and how they relate to him. They have subtle effects on Season Mode's alliances, grudges, storylines, and events.

PERSONAL SKILLS	
SKILL	DESCRIPTION
Aggressive	The higher this is, the more in-your-face your Superstar will be
Intelligence	One point means he's dumb as a bag of hammers; five points makes him a genius
Dexterity	Low Dexterity has him tripping over the ring ropes; high Dexterity allows him to pull off complex moves effortlessly
Social	The higher this is, the better your Superstar gets along with others (including management)
Charisma	Superstars with high Charisma are naturally well-liked by others and make friends more easily
Luck	Events always seem to go the way of Superstars with high Luck; high Luck makes stealing items easier

POPULARITY

You can't set or change your Superstar's Popularity rating, but you can check it here. The Popularity rating depends on performance in Season Mode. The higher a Superstar's Popularity, the more belts that Superstar can challenge for in Season Mode.

CHARACTER



Create a Superstar: Profile: Character Submenu

The Character submenu allows you to further flesh out your Superstar's personality by defining a role in the storylines, an attitude, and a relationship with other Superstars.

CHARACTER OPTIONS	
OPTION	DESCRIPTION
Type	Make your Superstar a Heel (villain) or Face (hero)
Personality	Set your Superstar's personal code of ethics; this affects the outcome when you choose to argue, manipulate, and surprise-attack in Season Mode
Character	Determine four gimmicks for your Superstar; these determine the types of matches and the Superstars you see most often in Season Mode

ALIGNMENT



Create a Superstar: Profile: Alignment Submenu

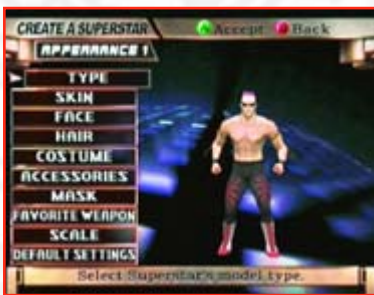
Choose your Superstar's overall personality type from the Alignment submenu. Nine choices are arranged in a circle. The choices closest to the one you choose are the types of Superstars that your Superstar gets along with in Season Mode. Those on the opposite side of the circle are the ones that

your Superstar tends to react to in a hostile manner in Season Mode.

ALIGNMENT OPTIONS

TYPE	DESCRIPTION	FRIENDLY WITH	HOSTILE TO
A	A perfectionist	A, B, I	E, F
B	Always helps out other people	A, B, C	F, G
C	Aims for fame and success	B, C, D	G, H
D	A true individual who doesn't mind standing out	C, D, E	H, I
E	Subdued; more interested in observing others	D, E, F	A, I
F	Watches out for number one above all	E, F, G	A, B
G	Aims solely for happiness	F, G, H	B, C
H	Works for physical perfection	G, H, I	C, D
I	A peacemaker and conflict-solver	A, H, I	D, E

APPEARANCE1 (IN THE RING) AND APPEARANCE2 (BACKSTAGE)



Create a Superstar: Appearance Submenu

The Appearance1 submenu under the Create a Superstar Menu allows you to customize the in-ring appearance of your Superstar. The Appearance2 submenu lets you tailor a backstage look. The Appearance submenus are identical, and you can use them to create very different in-ring and backstage looks for your Superstar. Explore the following submenus to define your Superstar's appearance; use **+** to highlight options, **A** to confirm choices, and **B** to back up to the last menu or cancel a choice. Most Appearance submenus have the following options, though not all options are available in all submenus:

APPEARANCE SUBMENU OPTIONS

OPTION	DESCRIPTION
Model	The base model that all of your subsequent changes will modify
Texture1	The main texture for the body part in question
Texture2	The texture that goes over Texture1 to further customize it

APPEARANCE SUBMENU OPTIONS (CONT'D)

OPTION	DESCRIPTION
Wear During Match	If this option is turned on, your Superstar wears the item in the ring; if turned off, the item is removed before wrestling
Highlight	The color of the light that reflects off the Superstar's body part
Hue	The base color of the Superstar's body part
Shadow	The color of the shadows on the Superstar's body part
Symmetry	Turning on this option changes the right and left body parts (arms, knees, etc.) at the same time; turning it off allows you to customize them separately

TYPE

This submenu has only two options: Man and Woman. It determines the base model that you work from to create your Superstar's appearance. It does not determine your Superstar's actual gender, however; you choose that in the Profile submenu of the Create a Superstar Menu.

SKIN



Use the Skin submenu to set the color and texture of your Superstar's skin. You can choose from pre-set colors under the Texture option, or you can use the Hue option to use any color in the rainbow.

**Create a Superstar:
Appearance: Skin Submenu**

HAIR



This submenu allows you to set your Superstar's in-ring hairstyle (with the Model option) and choose a color (with Hue).

**Create a Superstar:
Appearance: Hair Submenu**

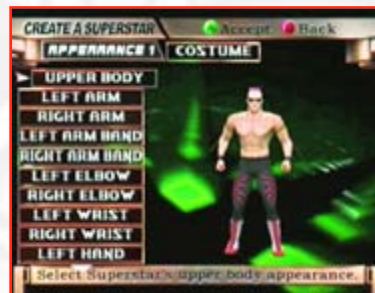
FACE



The Face submenu is where you customize your Superstar's look from the neck to the hairline. Use Texture2 to add masks, face paint, or any other additional features.

**Create a Superstar:
Appearance: Face Submenu**

COSTUME



Here's where your Superstar starts to take shape. The Costume submenu is where you choose your Superstar's ring attire, one body part at a time.

**Create a Superstar:
Appearance: Costume Submenu**

Select a body part from the list of options in the Costume submenu and customize it with the standard Appearance1 menu options. Determine the shape of the body part with the Model option; choose clothing, tattoos, or other accessories with Texture1 and Texture2.

ACCESSORIES



**Create a Superstar: Appearance:
Accessories Submenu**

Accessories are items that your Superstar wears while entering the arena, but may not necessarily wear during the match, such as sunglasses, hats, or gold medals. To have your Superstar wear the item during the match, turn the item's Wear During Match option on. If you want your Superstar to take it off before wrestling, turn the Wear During Match option off.



MASK



Create a Superstar:
Appearance: Mask Submenu

If you'd like to create a masked Superstar, the Mask submenu is for you! You can customize endlessly with hair, horns, ears, and other accessories.

FAVORITE WEAPON




Create a Superstar: Appearance:
Favorite Weapon Submenu

Use the Favorite Weapon submenu to choose which weapons will be placed under the ring for your Superstar's matches by setting the weapons in the Apron 1, 2, 3, and 4 options.

Choose your Superstar's favorite weapon by selecting it in the Weapon option. If you want

your Superstar to bring it to the ring during the entrance (like Tommy Dreamer's Kendo Stick), turn the Entrance option on.

SCALE



Create a Superstar:
Appearance: Scale Submenu

Finally, use the Scale submenu to increase or decrease the size of your Superstar or individual body parts. For instance, if you want to give your Superstar the appearance of a huge upper body, you could increase the size of his body, shoulders, and upper arms, while slightly shrinking his thighs, legs, and feet.



To change the scale of a body part, select the body part from the list of options and use \uparrow to increase or decrease its length, width, and height, or all three. To increase or decrease your Superstar's overall size, choose the All option.

DEFAULT SETTINGS

If you decide that you've made a complete mess of things, use the Default Settings option on the Appearance submenu to return your Superstar model to its original base setting.

ENTRANCE



Create a Superstar:
Entrance Submenu

The Entrance submenu is where you determine every last aspect of what your Superstar does from leaving the backstage area to the start of the match. It's easy to get overwhelmed with the number of options in the Entrance submenu, so try changing one or two at a time and then previewing

the changes, rather than making a bunch of changes all at once.

FULL PREVIEW

The Full Preview option lets you see your Superstar's entrance as you customize it. It's a very helpful tool for getting every last aspect of the entrance to look the way you want it. Press **A** any time to skip the rest of the entrance and return to the Entrance submenu.

MOVES



*Create a Superstar:
Entrance: Moves Submenu*

The Moves submenu is where you choose how your Superstar moves on the way to the ring. There are four options:

ENTRANCE MOVES OPTIONS	
CATEGORY	DESCRIPTION
Entrance	How the Superstar walks down the ramp and into the ring
Vs. Screen	How the Superstar moves in the pre-match Vs. Screen
Interference1	What your Superstar does if you tell him to interfere with his opponent's entrance
Interference2	A second entrance interference move



LIGHTS



*Create a Superstar:
Entrance: Lights Submenu*

Ever wanted to design a lighting setup for an arena? Here's your chance! You've got thousands of combination of stage, ramp, and ring lights, and you can customize every last detail of their timing and colors. Getting deeply involved with this option is for extremely patient and experienced users

only—the rest of us just use the Sample option on the Entrance submenu!

Fog

Would you like your Superstar's entrance to have billowing clouds of fog? If so, turn this Fog option on. If not, turn it off.

CAMERA FLASH



*Create a Superstar:
Entrance: Camera
Flash Submenu*

Turn the Camera Flash option on if you want to see the flashes of fans' cameras in the crowd. Turn it off if your Superstar requests "no pictures, please." You can also set the amount of camera flash, from 1 (Who's that guy?) to 5 (The Rock posing on the turnbuckle).



PYRO1 AND PYRO2



Create a Superstar: Entrance: Pyro Submenu

The Pyro1 and Pyro2 submenus are identical; each allows you to select the pyrotechnics for your Superstar's entrance. Choose a Superstar's pyro with the Pyro option, then adjust the start time so that it goes off at the proper point in your Superstar's entrance.

SCREEN EFFECTS

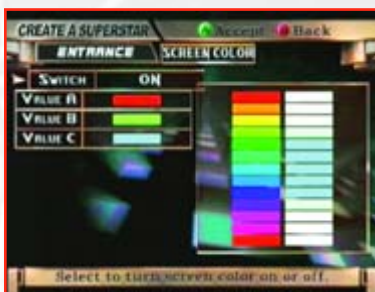


Create a Superstar: Entrance: Screen Effects Submenu

Not only can you customize your Superstar's entrance for the live crowd, you can use Screen Effects to determine how it looks on TV.

Use Wide Screen to letterbox the entrance (like Goldust's), Flicker to make the screen flicker (like the old nWo entrance), and Filter to give it a static-y look (like Matt Hardy's).

SCREEN COLOR



Create a Superstar: Entrance: Screen Color Submenu

Use the Screen Color submenu to tint the screen during your Superstar's entrance (like the golden hue of Goldust's entrance). You must choose three colors to use the Screen Color option:

SCREEN COLOR VALUES

VALUE	DESCRIPTION
Value A	The color channel
Value B	The multiplied color
Value C	The added color

Without getting too technical, we recommend that you play with the color options and look at the preview color bars on the right side of the screen. The right column of bars is the screen color you're going to wind up with, depending on the color you choose from the left column of bars.

ENTRANCE MUSIC

Use the Entrance Music submenu to choose your Superstar's entrance music. Pretty simple, eh? You can either use an existing Superstar's entrance music, or you can use a song that you've copied to your Xbox Soundtracks folder on the hard disk.

TITANTRON®



Create a Superstar: Entrance:
TitanTron Submenu

Select your Superstar's TitanTron entrance movie from this submenu. You can use an existing Superstar's entrance movie, or you can create your own by choosing Original from the list of movies.

SAMPLE

If you're overwhelmed by all the options for your Superstar's entrance (and we don't blame you!), choose the Sample option on the Entrance submenu to pick an existing Superstar's entrance. You can change one or two aspects of that entrance and wind up with an original entrance for your Superstar without having to spend hours getting the timing on your pyro just right!

MOVES



Create a Superstar:
Moves Submenu

The Moves submenu is where you determine every aspect of your Superstar's in-ring movements, from the way he or she enters the ring to the finishing move and victory taunt.

Selecting moves is easy: Highlight a category of moves with **⬅** and press **A** to see its submenus (or, if it's the last submenu in a

category, the moves themselves). Highlight the various moves with **⬅**, watch previews of the moves, and select the ones you want with **A**.

Each move has four properties associated with it: Power, Give Up, Pin, and Related Skill.


MOVE PROPERTIES

PROPERTY	DEFINITION
Power	The power of the move, from A to F, based on your Superstar's current Parameters (skills)
Give Up	Turned on, this move can cause an opponent to tap out; turned off, it can't
Pin	Turned on, this move can pin an opponent; turned off, it can't
Related Skill	Shows which Parameter skills this move uses

TIP

Choose moves with Related Skills that you've put a lot of Parameter points into. For example, if you have a high Punch Offensive Skill, select moves with little fists in their Related Skill fields.

You can choose the Sample option to use the move list of an existing Superstar, or you can handpick your moves by going through the various move categories. Refer to the Moves Tree in the sidebar to see the types of moves that the Move categories contain.



MOVES TREE

STANDING MOVES

- Striking
- Grappling1
(facing)
- Grappling2
(behind)
- Tag Grappling
(facing)
- Tag Grappling
(surrounding)
- Tag Grappling
(behind)

GROUND MOVES

- Striking
- Grappling1
(face up, upper body)
- Grappling2
(face up, lower body)
- Grappling3
(face down, upper body)
- Grappling4
(face down, lower body)

RUNNING MOVES

- Striking1
(running vs. standing)
- Striking2
(running vs. down)
- Striking3
(standing vs. running)
- Grappling1
(running vs. standing facing)
- Grappling2
(running vs. standing back)
- Grappling3
(standing vs. running)
- Leapfrog

TURNBUCKLE MOVES

- Grappling1
(vs. facing opponent)
- Grappling2
(vs. behind opponent)
- Tag Grappling1
(vs. facing opponent)
- Tag Grappling2
(vs. behind opponent)
- Climbing1
(opponent in ring)
- Climbing2
(opponent outside ring)
- Flying Attack1
(top turnbuckle vs. in ring)
- Flying Attack2
(top turnbuckle vs. outside ring)
- Flying Attack3
(2nd turnbuckle vs. in ring)

APRON & ROPES MOVES

- Grappling1
(opponent on ropes)
- Grappling2
(on apron, facing in-ring opponent)
- Grappling3
(on apron, behind in-ring opponent)
- Grappling4
(in ring, facing opponent on apron)
- Flying Attack1
(from ring edge to outside)
- Flying Attack2
(running from ring to outside)
- Flying Attack3
(from apron to outside)
- Flying Attack4
(running on apron to outside)
- Flying Attack5
(from apron to ring)

- Striking
(springboard from ropes)
- Tag Grappling
(opponent on ropes)

SPECIAL MOVES

- Grappling With Chair1
(facing opponent)
- Grappling With Chair2
(behind opponent)
- Grappling With Chair3
(facing opponent in turnbuckle)
- Grappling With Chair4
(behind opponent in turnbuckle)
- Grappling With Chair5
(opponent on ropes)
- Grappling on Ladder1
(small ladder)
- Grappling on Ladder2
(big ladder)
- Flying Attack
(from high place)
- Grappling
(edge of cage roof)

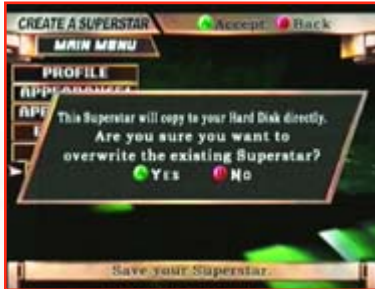
TAUNT MOVES

- Standing
- On Corner Post
- Close to Corner
- At the Apron

MOVEMENT

- Walking
- From Ring to Apron
- From Apron to Ring
- From Ring to Outside
- From Outside to Ring

SAVE



Create a Superstar: Save

Once you have your Superstar looking and acting the way you want, choose "Save" from the Create a Superstar Menu to save your creation to the Xbox hard disk. Your Superstar is now available for use in RAW 2!

CAUTION

If you don't save your created Superstar with the Save option, you lose all the data when you turn the power off on your Xbox.

CREATE A TEAM

The Create a Team feature in RAW 2 lets you put teams of two or three Superstars together or break them up. This mainly affects play in Season Mode, where having someone to watch your back is never a bad thing. Being a part of a tag team also lets you challenge for tag-team titles, and it gives your team its own custom entrance when you enter the ring as a group.

Choose "Create" from the Create a Team Menu to form a new team or edit an existing one. Choose "Copy" to copy a team or "Delete" to break up a team.

CREATE



Create a Team: Create Submenu

At the Create submenu, use to highlight an existing team you want to edit or a blank slot if you want to create a new team from scratch. Use the following options to define the team:

CREATE A TEAM OPTIONS	
OPTION	DEFINITION
Team Type	Choose between Tag (2-man) or (3-Man)
Superstar1	The first Superstar in the team
Superstar2	The second Superstar in the team
Superstar3	The third Superstar in the team
Team Name	The name of the team, displayed during its entrance
Samples	Copy an existing team
Entrance	Create the team entrance, just as in Create a Superstar Mode
Save	Save the team to the Xbox hard disk



ROAD TO WRESTLEMANIA® XIX: SEASON MODE

SEASON MODE

Season Mode is your chance to see if you've got what it takes to rise to the top of the WWE ranks on the road to *WrestleMania* XIX. By taking on the role of an existing Superstar or a created Superstar, you and up to three friends can brawl through a full WWE career, winning championships and the respect of fans along the way.

TIP

Winning matches at Pay-Per-View events in Season Mode unlocks that Pay-Per-View's arena for Exhibition and Quick Start Matches.

STARTING A NEW SEASON



To begin a new Season, select Season from the Main Menu and choose "New Game." A short "Road to *WrestleMania* XIX" video plays before you continue to the next step.

ADDING CREATED SUPERSTARS



By default, all 64 WWE RAW 2 Superstars are entered into the Season. You can add additional created Superstars by pressing **A** at the dialogue box that appears after the "Road to *WrestleMania* XIX" video.

Highlight the created Superstars that you want to add to your Season and press **X** to add them. If you change your mind about adding a created Superstar, highlight him or her and press **X** again to remove that Superstar from the Season.

Once you have added all the created Superstars that you want to include, press **A** to continue.


PARTICIPATION SELECT



Now, decide how many human players will take part in the Season. Each participating player needs a controller plugged in to the Xbox. Players then press **Y** to move their controller icon into the Participation box.

NOTE

You can add or remove human players later in the Season if you need to.



SUPERSTAR SELECT

Next, each player selects a Superstar from the Superstar Select Menu. The Superstar Select Menu for Season Mode is identical to the Superstar Select Menus in Quick Start, Exhibition, or any other game mode. Once everyone has selected their Superstar, it's time to start the Season!



BEFORE YOU BEGIN

Before you start playing, you need to know how Vitality and Popularity ratings work, how to make friends and enemies, and how to view your Superstar's progress.

VITALITY



Each Superstar in Season Mode has a Vitality score, also referred to as Spirit. After you wrestle a match, your Vitality drops considerably, especially if it was a brutal match.

You naturally recover Vitality from show to show, and the best way to recover more Vitality is to choose to rest during other Superstars' matches (see Rest below).

If you go into a match with low Vitality, you're at a physical disadvantage against an opponent with high Vitality. You can lose Vitality if an opponent successfully surprise-attacks or sets a trap for you, or if you interfere with an opponent and it backfires.



The following table provides information on the different actions you may choose to take as you play through the season mode, as well as each action's affect on your Superstar's Vitality.

VITALITY	
ACTION TAKEN	AFFECT
Rest	Gain 5 to 20 Vitality
Steal	Lose 10 Vitality points (lose 5 if you're unsuccessful)
Manipulate	Lose 10 Vitality points (lose 5 if you're unsuccessful)
Set Trap	Lose 10 Vitality points (lose 5 if you're unsuccessful)
Complain	Lose 10 Vitality points (lose 5 if you're unsuccessful)
Select Manager	Lose 10 Vitality points if the manager refuses
Call Out	Lose 5 Vitality points if the desired Superstar does not appear

POPULARITY

Superstars rise to the top of WWE on the cheers or boos of the fans, depending on what sort of role they play in the storylines. Heels (villains) should do their best to earn the crowd's wrath, while Faces (heroes) need the crowd's approval to rise through the ranks.

Popularity alone determines which Title Belts you're able to attain. The following table shows the Popularity scores required to challenge the current champions for each Title Belt.



POPULARITY AND TITLE BELTS

TITLE BELT	REQUIRED POPULARITY SCORE
World Champion	Over 94 points
WWE™ Champion	Over 89 points
World Tag Team	Over 85 points
WWE™ Tag Team	Over 81 points
Women's Champion	Over 48 points
Cruiserweight Champion	Over 45 points

Your Popularity increases by winning matches, making friends with other popular Superstars, and making in-character decisions during Season Mode. It drops if you lose matches or steal items from popular Superstars.

The following table provides information on the different happenings that occur as you play through the Season Mode, as well as each one's affect on your Superstar's Popularity.

POPULARITY

HAPPENING	AFFECT
Winning a match	Popularity increases, point value varies depending on the match type
Losing a match	Popularity decreases, point value varies depending on the match type
Winning a Surprise Attack	Popularity increases by 2 points
Losing a Surprise Attack	Popularity decreases by 1 point
Successfully Stealing from a Superstar	Popularity decreases by 1 point
Successfully Manipulating a Superstar	Popularity decreases by 1 point
Successfully Trapping a Superstar	Popularity decreases by 1 point
Successfully Encouraging a Superstar	Popularity increases by 2 points

MAKING ALLIES AND ENEMIES



It's important to have friends in the locker room, but it's also important to have big-name Superstars to feud with. Superstars with high Charisma make a lot of friends by resting backstage and being approached by other Superstars.


SEASON MAIN MENU



Before each RAW, SmackDown!, or Pay-Per-View event, the Season Main Menu appears. There are five options on the Season Main Menu: Start Show, Profile, Registration, Title Holder, and Save & Exit.

START SHOW

Choose this option if you're done with the other four options and want to begin the show immediately.



PROFILE



Check your Superstar's profile before each weekly show. At the top of the Profile screen is the month and year that you're currently in.

The Profile screen shows your Superstar's Type (Face/Heel), Popularity, Personal Skills, Allies, Enemies, and Manager. Pressing **(B)** switches between the Allies/Enemies/Manager window and the Titles window, which shows your Superstar's titles.

The color of your Allies and Enemies' names indicates how friendly or hostile you are toward them. Red text means you're completely hostile, yellow text means you have a neutral relationship, and green text means you're good friends.

When you're done looking at your profile, press **(B)** to return to the Season Main Menu.

REGISTRATION



The Registration option on the Season Main Menu lets you add or remove created Superstars, add or remove human players, and assign Superstars to human players. If you never change the number of

human players or the Superstars they control, you never need this option. If you need to change a player or Superstar, the Registration option works just like the Adding Created Superstars, Participation Select, and Superstar Select steps that you went through when starting a new Season.

TITLE HOLDER




Select the Title Holder option to view the Title Holder Menu, which contains a list of all the WWE Titles up for grabs. Use **(+)** and **(-)** to scroll through them to see who's wearing the belts. When you're done, press **(B)** to return to the Season Main Menu.

SAVE & EXIT

Whenever you make a positive change in the Season, such as winning a match or getting a new item, visit the Save & Exit option on the Season Main Menu. You're first asked if you want to save your Season progress, then if you want to quit Season Mode.



(A) is an affirmative answer; **(B)** is a negative.



SHOW SCHEDULE



At the start of each show, you see the card for the evening's broadcast. Players can scroll up or down through the match list with Δ and ∇ and press **A** to choose to have an interaction with any WWE Superstar during that match, for better or

worse. The following are the options for player involvement in matches:

NOTE

When you choose to take an action for or against another Superstar, you can choose any Superstar on the roster, not just the ones involved in the match that's going on while you take the action.

NOTHING

Your Superstar takes absolutely no action during the match and doesn't gain or lose anything.

REST



Your Superstar hangs out backstage and relaxes. If he is not approached by another Superstar, he recovers 30 Vitality points. If he is approached by a Superstar and has a friendly conversation, his Popularity and Vitality increase by modest amounts.

If your Superstar is approached by a hostile Superstar, however, they have a short fight. If your Superstar loses, he loses a great deal of Vitality. Even if he wins, he loses a bit of Vitality.

SURPRISE ATTACK



To surprise-attack another Superstar, instigate a backstage brawl with them. If you win, you take out a great deal of their Vitality, which is the perfect way to soften up an opponent before a match.

However, surprise attacks can backfire—if you lose the backstage brawl, you're the one on the short end of the Vitality stick. Sometimes, you just won't be able to find the Superstar, and you suffer a very modest Vitality loss as a result.

INTERFERENCE



When you choose to attempt Interference, you risk some of your Vitality for the chance to interfere in a Superstar's match. This is a good way to help out an ally or just get some payback on a Superstar that you have a grudge against. A successful attempt costs

20 Vitality points, but gains you 2 Popularity points, and you get to control your Superstar as he interferes in the match.

Sometimes, however, arena security keeps you from reaching the ring. You accomplish nothing and lose five Vitality points in the attempt.



STEAL



During a match, you can choose to steal something from a Superstar's locker. A high Luck score helps you steal items successfully. If you're successful, however, you lose more Vitality and Popularity than you would have if you had not stolen the item successfully.

NOTE

Stealing is a great way to unlock hidden items, such as new options in Create a Superstar Mode, Superstar entrance videos, and additional points for your created Superstars' Parameters.

SET TRAP

Setting a trap for a Superstar is the easiest way to deprive them of some Vitality, but even a successful attempt costs you half of the Vitality that the attacked Superstar lost. You don't have to actually fight the Superstar, though, so it's a good way to take a big-name Superstar down a peg or two before a match.



MANIPULATE



Manipulate a Superstar to trick them into attacking another Superstar. You lose 10 points of Vitality on a successful attempt, but the attacked Superstar loses 20. The Superstar who does the attacking doesn't lose any Vitality.

ENCOURAGE

By choosing to Encourage a Superstar, you can risk a small amount of your own Vitality (five points) to increase theirs if you are successful. If you find the Superstar and Encourage them, you have a better chance of making them your manager by using Select Manager on them later.



Sometimes, the Superstar will just blow you off, in which case, you lose ten Vitality points, but increase the friendliness between the two Superstars. If you can't find the Superstar backstage, the only thing that happens is that you lose five points.

CALL OUT



Question a Superstar's intestinal fortitude by calling him or her out. Standing in the middle of the ring, your Superstar challenges another Superstar to come down to the ring. If the challenged Superstar comes out, you lose 10

Vitality points but earn 5 Popularity points; the Superstar you challenged also earns 2 Popularity points.

Sometimes a different Superstar responds to the Call Out. This costs you 10 Vitality points, but it gives you 2 Popularity points, your opponent 1 Popularity point, and increases the hostility between the two Superstars. It also gives you a "Call Out Card" that results in a match between you and the Superstar who responded to your challenge.

If no one comes out, you lose five Vitality points, and nothing else happens.

COMPLAIN



Complaining to another Superstar costs you 10 Vitality points, but increases the hostility between you and the other Superstar if you are successful. If you fail to find the Superstar backstage, you lose five Vitality points.

SELECT MANAGER



Choose Select Manager if you want to have an ally outside of the ring who can watch your back. Superstars with high Charisma who look for Superstars with compatible Alignments have more luck getting them to be managers.

A successful attempt gets you a new manager. An unsuccessful attempt costs 10 Vitality points. If you can't find the Superstar backstage, you lose five Vitality points.

BREAK UP

If you're tired of your manager, break up with them. This sends the two of you on your separate ways, but be warned—many a WWE feud has resulted from a jilted manager!

THEATER



From the Theater Menu, you can view unlocked Superstar entrance videos and game credits. Choose Theater from the Main Menu, then use **+** to choose the video you want to watch and **A** to play it.

HALL OF FAME

Choose Hall of Fame from the Main Menu to see a variety of statistics regarding your RAW 2 progress, including the amount of time you've played the game, the amount of time you've spent in Create a Superstar



Mode, and details about your win/loss records in Exhibition, *King of the Ring*, *Royal Rumble*, and Season matches.




A-TRAIN™

Bio

A graduate of the World Wrestling Entertainment's training camp, A-Train is one of the most powerful and colorful Superstars on the roster. His power moves, including his finishing maneuver, the sit-down Powerbomb, is the stuff of nightmares. He was once a feared tag-team competitor with Test, but the duo has since parted ways, and A-Train is now a feared and brutal man in the singles division.

STATS

Height: 6' 7"
Weight: 350 lbs.
From: Boston, MA
Finishing Move: Baldo Bomb
Career Highlights: Intercontinental Champion



QUESTION:

What other ring names has A-Train used in WWE?
(Answer at bottom of next page.)



Backbreaker



Back Suplex



Superplex

SPECIAL MOVES



A-TRAIN™'S MOVES

Condition	Move Name	Condition	Move Name	Condition	Move Name	Condition	Move Name
Versus Standing Opponent		Running Moves		Apron and Rope Moves		Special Moves	
Striking		Striking: running at standing opponent		Facing opponent at ropes, both Superstars in ring		Holding chair, facing opponent	
XRight Punch 2	XFlying Chop	X or APunch Combo	⊕+XBody Stab
⊕+XDrop Kick 3	XStomping	⊕+X or ⊕+AStomping	⊕+ADDT
⊕+XRight Toe Kick 1	XHuracanrana	⊕+X or ⊕+ADDT 1	Holding chair, behind opponent	
⊕+XElbow Strike 1	⊕Bulldog	⊕+X or ⊕+AChop	⊕+XStab
⊕+XChop 2	Grapple: running toward face of standing opponent		⊕+X or ⊕+AElbow Strike 1	⊕+ABack Drop
Grappling from the front		AArm Drag 1	Standing on apron, facing opponent in ring near ropes		Holding chair, facing opponent in turnbuckle	
XKick to Mid-Section	ATilt-A-Whirl Slam	AFront Rope Stun Gun	⊕+XChair Attack
⊕+XRolling Kick	Grapple: running toward back of standing opponent		Standing on apron, behind opponent in ring near ropes		⊕+AChair to Back
⊕+XEnzuigiri	ABack Elbow Strike	ASleeper Hold	Holding chair, behind opponent in turnbuckle	
⊕+XChop 3	⊕+ADrop Kick 1	Standing near ropes, facing opponent on apron		⊕+XChair Attack
⊕+XFist to Back	Leap frog		Flying Attack: standing near ropes, opponent outside ring		⊕+AStab
ADDT	Turnbuckle Moves		Flying Attack: running to ropes, opponent outside ring		Holding chair, opponent on ropes	
⊕+AJeff Chinbreaker	X or APunch	⊕ toward rope + APlancha 2	⊕+XBody Stab
⊕+ASmall Package Hold	⊕+X or ⊕+ASuper Fisherman Buster	Flying Attack: standing on apron, opponent outside ring		⊕+ACounter Strike
⊕+ATornado DDT	⊕+X or ⊕+ACorkscrew Attack	⊕ toward rope + ABaseball Slide Kick	Grapple atop small ladder	
⊕+AArmbreaker	⊕+X or ⊕+ABack Elbow Strike	⊕ toward rope + ATwist Body Attack	⊕+XArm Drag
⊕+ABackbreaker	⊕+X or ⊕+AChop 1	⊕ toward rope + AClothesline	⊕+AArm Drag
Grappling from behind		⊕+ASuperplex	Flying Attack: running along apron, opponent outside ring		Grapple atop large ladder	
XElbow to Back 2	Grapple behind opponent standing in turnbuckle		⊕ toward opponent + ATwist Body Attack	Flying attack from above vs. opponent below	
⊕+XHead Snap	X or AElbow to Head	⊕ toward opponent + ATwist Body Attack	⊕+XSwanton Bomb
⊕+XDrop Kick	⊕+X or ⊕+AHeadcrusher	Flying Attack: standing on apron, opponent outside ring		⊕+ASuplex
⊕+XElbow to Head 3	⊕+X or ⊕+AHeadcrusher	⊕ toward opponent + ATwist Body Attack	⊕+ASuplex
⊕+XLeg Trip	⊕+X or ⊕+AHeadcrusher	Flying Attack: standing on apron, opponent outside ring		Grapple on the edge of a cage	
ARussian Leg Sweep	⊕+X or ⊕+AHeadcrusher	⊕ toward opponent + ATwist Body Attack	⊕+X or ⊕+AKnuckle
⊕+ABack Drop 3	⊕+X or ⊕+AHeadcrusher	Flying Attack: running along apron, opponent outside ring		Taunting	
⊕+ASchool Boy	⊕+X or ⊕+AHeadcrusher	⊕ toward opponent + ATwist Body Attack	Standing taunt	
⊕+ANeckbreaker	⊕+X or ⊕+AHeadcrusher	⊕ toward opponent + ATwist Body Attack	⊕+ⓇHardy 2
⊕+AReverse DDT Drop	⊕+X or ⊕+AHeadcrusher	⊕ toward opponent + ATwist Body Attack	⊕+ⓇJeff 2
⊕+ABack Suplex	⊕+X or ⊕+AHeadcrusher	⊕ toward opponent + ATwist Body Attack	Taunt from top turnbuckle	
Tag Team in front of opponent		⊕+X or ⊕+AHeadcrusher	⊕ toward opponent + ATwist Body Attack	ⓇF Stand Up
⊕+X or ⊕+ABrainbuster	⊕+X or ⊕+AHeadcrusher	⊕ toward opponent + ATwist Body Attack	Taunt in corner of ring	
⊕+X or ⊕+ALeg Sweep/Neckbreaker	⊕+X or ⊕+AHeadcrusher	⊕ toward opponent + ATwist Body Attack	ⓇJeff
⊕+X or ⊕+ADouble Facecrasher	⊕+X or ⊕+AHeadcrusher	⊕ toward opponent + ATwist Body Attack	Taunt from ring apron	
Versus Opponent on the Ground		⊕+X or ⊕+AHeadcrusher	⊕ toward opponent + ATwist Body Attack	⊕+ⓇHardyz
Striking		⊕+X or ⊕+AHeadcrusher	⊕ toward opponent + ATwist Body Attack	⊕+ⓇCome Back!
XElbow Drop 1	⊕+X or ⊕+AHeadcrusher	⊕ toward opponent + ATwist Body Attack	Movement	
⊕+XRolling Leg Drop 2	⊕+X or ⊕+AHeadcrusher	⊕ toward opponent + ATwist Body Attack	Walking	
Near head of face-up opponent		⊕+X or ⊕+AHeadcrusher	⊕ toward opponent + ATwist Body Attack	⊕Men Walk 1
⊕+XSide Mounted Punch	⊕+X or ⊕+AHeadcrusher	⊕ toward opponent + ATwist Body Attack	Moving from ring to apron	
⊕+ALeg Hold	⊕+X or ⊕+AHeadcrusher	⊕ toward opponent + ATwist Body Attack	⊕ toward ring + ⓇNormal
Near feet of face-up opponent		⊕+X or ⊕+AHeadcrusher	⊕ toward opponent + ATwist Body Attack	Entering ring from apron	
⊕+XThigh Kick	⊕+X or ⊕+AHeadcrusher	⊕ toward opponent + ATwist Body Attack	⊕ toward ring + AHand Spring
⊕+AHalf Boston Crab	⊕+X or ⊕+AHeadcrusher	⊕ toward opponent + ATwist Body Attack	Running from ring to apron	
Near head of face-down opponent		⊕+X or ⊕+AHeadcrusher	⊕ toward opponent + ATwist Body Attack	⊕ toward rope + hold ARing to Apron
⊕+XFace Pound	⊕+X or ⊕+AHeadcrusher	⊕ toward opponent + ATwist Body Attack	Running from outside to ring	
⊕+ACamel Clutch	⊕+X or ⊕+AHeadcrusher	⊕ toward opponent + ATwist Body Attack	⊕ toward rope + hold ASlide 2


BATISTA™

Bio

Batista's size and seemingly unlimited athletic ability caught the eye of 16-time World Champion Ric Flair. Flair and Triple H have taken Batista under their wing and are intent on grooming the young Superstar into a championship contender. Of course, their guidance doesn't come for free. Flair and The Game are more than willing to make use of Batista's athletic prowess and surly attitude to further their interests when needed.

STATS

Height: 6' 5"
Weight: 270 lbs.
Finishing Move: Sit Down Powerbomb



QUESTION:

Before settling on Batista, this Superstar wrestled under two variations of his name—what were they?
(Answer at bottom of next page.)



Shut Out Bomb™



German Suplex 3



Super Front Suplex

SPECIAL MOVES



BATISTA™'S MOVES

BATISTA™

Commands	Condition	Move Name
Versus Standing Opponent		
Striking		
X		Right Punch 2
△+X		Elbow Strike 1
⬆+X		Right Toe Kick 1
⬅+X		Chop 2
⊙+X		Short-Range Clothesline 4
Grappling from the front		
X		Kick to Mid-Section
△+X		High Angle Scoop Slam
⬆+X		Fist to Back
⬅+X		Chop 3
⊙+X		Punch 5
A		Hangman Choke
△+A		Body Press Slam 1
⬆+A		Oklahoma Slam
⬅+A		Samoan Roll
⊙+A		Manhattan Drop
X+A		Shut Out Bomb
Grappling from behind		
X		Elbow to Back 2
△+X		Head Snap
⬆+X		Belly to Back Suplex
⬅+X		Elbow to Head 3
⊙+X		Pendulum Backbreaker
A		Sidewalk Slam
△+A		Back Drop 3
⬆+A		Full Nelson Slam
⬅+A		Atomic Body Toss
⊙+A		Blue Thunder
X+A		German Suplex 3
Tag Team in front of opponent		
⊙+X or ⊙+A		Brainbuster
Tag Team surrounding opponent		
⊙+X or ⊙+A		Powerbomb
Tag Team behind opponent		
⊙+X or ⊙+A		Double Back Drop
Versus Opponent on the Ground		
Striking		
X		Stomping 1
⊙+X		Elbow Drop 1
Near head of face-up opponent		
⊙+X		Side Mounted Punch
⊙+A		Head Pound
Near feet of face-up opponent		
⊙+X		Thigh Kick
⊙+A		Half Boston Crab
Near head of face-down opponent		
⊙+X		Face Pound
⊙+A		Camel Clutch

Commands	Condition	Move Name
⊙+X	Near feet of face-down opponent	Kneecrusher
⊙+A		Half Boston Crab
Running Moves		
Striking: running at standing opponent		
X		Clothesline 1
Striking: running at opponent on ground		
X		Elbow Drop 2
Striking: while standing vs. running opponent		
X		Neckbreaker
⊙		Bulldog
Grapple: running toward face of standing opponent		
A		Powerslam
Grapple: running toward back of standing opponent		
A		Spinebuster
Grapple: while standing vs. running opponent		
A		Back Elbow Strike
Grapple: while standing vs. running opponent		
⊙+A		Short-Range Clothesline 4
⊙	Leap frog	Clothesline
⊙ (hold)		Clothesline
Turnbuckle Moves		
Grapple facing opponent standing in turnbuckle		
X or A		Punching from Turnbuckle
△+X or △+A		Shoulder Thrusts
⬆+X or ⬆+A		Mudhole Stomping
⬅+X or ⬅+A		Back Elbow Strike
⊙+X or ⊙+A		Superplex
X+A		Super Front Suplex
Grapple behind opponent standing in turnbuckle		
X or A		Corner Pound Combo
△+X or △+A		German Whip
⬆+X or ⬆+A		Headcrusher
⬅+X or ⬅+A		Elbow to Head
⊙+X or ⊙+A		Back Elbow
X+A		Back Drop
Tag Team facing opponent standing in turnbuckle		
⊙+X or ⊙+A		Brainbuster
Tag Team behind opponent standing in turnbuckle		
⊙+X or ⊙+A		Back Drop
Climbing turnbuckle, opponent in ring		
⊙+X or ⊙+A		Climbing F 1

Commands	Condition	Move Name
Climbing turnbuckle, opponent outside ring		
⊙+X or ⊙+A		Climbing B
From top turnbuckle, opponent outside ring		
X or A		Double Axe Handle
From top turnbuckle, opponent in ring		
A		Double Axe Handle
X		Double Axe Handle
From second turnbuckle, opponent in ring		
⊙+A		Double Axe Handle
Apron and Rope Moves		
Facing opponent at ropes, both Superstars in ring		
X or A		Punch Combo
△+X or △+A		Stomping
⬆+X or ⬆+A		Leg Choke
⬅+X or ⬅+A		Elbow Strike 1
⊙+X or ⊙+A		Hammer Attack
X+A		Belly to Belly
Standing on apron, facing opponent in ring near ropes		
A		Front Rope Stun Gun
Standing on apron, behind opponent in ring near ropes		
A		Elbow Strike
Standing near ropes, facing opponent on apron		
A		Suplex 1
Flying Attack: standing near ropes, opponent outside ring		
⊙ toward rope + A		n/a
Flying Attack: running to ropes, opponent outside ring		
⊙ toward rope + A		Baseball Slide Kick
Flying Attack: standing on apron, opponent outside ring		
⊙ toward opponent + A		Double Axe Handle
Flying Attack: running along apron, opponent outside ring		
⊙ toward opponent + A		Double Axe Handle
Flying Attack: standing on apron, opponent in ring		
⊙ toward opponent + A		n/a
Attack using ropes while standing near ropes		
⊙ toward rope + A		Clothesline
Tag Team near opponent who is near ropes		
⊙+X or ⊙+A		Brainbuster

Commands	Condition	Move Name
Special Moves		
Holding chair, facing opponent		
⊙+X		Body Stab
⊙+A		DDT
Holding chair, behind opponent		
⊙+X		Stab
⊙+A		Back Drop
Holding chair, facing opponent in turnbuckle		
⊙+X		Chair Attack
⊙+A		Chair to Back
Holding chair, behind opponent in turnbuckle		
⊙+X		Chair Attack
⊙+A		Stab
Holding chair, opponent on ropes		
⊙+X		Body Stab
⊙+A		Counter Strike
Grapple atop small ladder		
⊙+X		Suplex
⊙+A		Suplex
Grapple atop large ladder		
⊙+X		Arm Drag
⊙+A		Suplex
Flying attack from above vs. opponent below		
⊙ toward opponent + A		Double Axe Handle
Grapple on the edge of a cage		
⊙+X or ⊙+A		Knuckle
Taunting		
Standing taunt		
△+⊙		Trash Talking 2
⬆+⊙		Raise Arm
Taunt from top turnbuckle		
⊙		F Stand Up
Taunt in corner of ring		
⊙		Raise Arms 1
Taunt from ring apron		
△+⊙		Clap Hand 1
⬆+⊙		Come Back!
Movement		
Walking		
⊙		Men Walk 1
Moving from ring to apron		
⊙ toward ring + ⊙		Normal
Entering ring from apron		
⊙ toward ring + A		Apron to Ring
Running from ring to apron		
⊙ toward rope + hold A		Ring to Apron
Running from outside to ring		
⊙ toward rope + hold A		Out to Ring

ANSWER: Batista was known as Deacon Batista when he first arrived in WWE, and for a brief time, he used his full name (Dave Batista) as his ring name.

www.primagames.com

BIG SHOW®

Bio

The Big Show tore into WWE—literally. He first showed up at the *St. Valentine's Day Massacre* in February 1999 by ripping through the ring canvas and, in an amazing display of strength, throwing Stone Cold Steve Austin through a steel cage. Since then he has proved that his debut wasn't a fluke. Simply put, the Big Show is a blue chipper. Whether it is lifting up an entire ring or pulling the entire TitanTron down to the floor, he puts on a show that fans won't soon forget.

STATS

Height: 7' 2"
Weight: 500 lbs.
From: Tampa, FL
Finishing Move: Chokeslam
Career Highlights:
 WWE Champion,
 Tag Team Champion,
 Hardcore Champion



QUESTION:

True or False: Big Show initially set out to become a professional basketball player before joining WWE.
(Answer at bottom of next page.)



Chokeslam



Final Cut™



Alleyoop

SPECIAL MOVES



BIG SHOW'S MOVES

Condition	Move Name	Condition	Move Name	Condition	Move Name	Condition	Move Name
Versus Standing Opponent		Running Moves		Apron and Rope Moves		Special Moves	
Striking		Striking: running at standing opponent		Facing opponent at ropes, both Superstars in ring		Holding chair, facing opponent	
X	Right Punch 2	X	Clothesline 1	X or A	Big Whip	⊕+X	Body Stab
⊕+X	Big Boot	X	Elbow Drop 1	⊕+X or ⊕+A	Rope Lift-Up Slum	⊕+A	Chair Attack
⊕+X	Right Toe Kick 1	X	Elbow Drop 1	⊕+X or ⊕+A	Headbutt	⊕+X	Holding chair, behind opponent
⊕+X	Elbow Strike 1	X	Elbow Drop 1	⊕+X or ⊕+A	Elbow Strike 1	⊕+A	Stab
⊕+X	Downswing Punch	X	Elbow Drop 1	⊕+X or ⊕+A	Over Hand	⊕+A	Chair Attack
Grappling from the front		Striking: while standing vs. running opponent		Standing on apron, facing opponent in ring near ropes		Holding chair, facing opponent in turnbuckle	
X	Kick to Mid-Section	X	Neckbreaker	A	Front Rope Stun Gun	⊕+X	Chair Attack
⊕+X	Headbutt	⊕	Bulldog	A	Standing on apron, behind opponent in ring near ropes	⊕+A	Chair to Back
⊕+X	Fist to Back	Grapple: running toward face of standing opponent		Flying Attack: standing near ropes, opponent outside ring		Holding chair, behind opponent in turnbuckle	
⊕+X	Punch 3	A	Sidewalk Slam	A	Drag to the Outside	⊕+X	Chair Attack
⊕+X	Trapping Headbutt	A	Sidewalk Slam	A	Arm Drag	⊕+A	Stab
A	Hangman Choke	Grapple: running toward back of standing opponent		Flying Attack: running to ropes, opponent outside ring		Holding chair, opponent on ropes	
⊕+A	High Angle Scoop Slam	A	PowerSlam	⊕+X or ⊕+A	n/a	⊕+X	Body Stab
⊕+A	Suplex 2	Grapple: while standing vs. running opponent		Flying Attack: standing on apron, opponent outside ring		⊕+A	Counter Strike
⊕+A	Alleyoop	A	Back Elbow Strike	Flying Attack: running along apron, opponent outside ring		Grapple atop small ladder	
⊕+A	Manhattan Drop	⊕+A	Big Boot	⊕+X or ⊕+A	n/a	⊕+X	Arm Drag
X+A	Chokeslam	⊕+A	Big Boot	Flying Attack: standing on apron, opponent outside ring		⊕+A	Suplex
Grappling from behind		Leap frog		Flying Attack: standing on apron, opponent outside ring		Grapple atop large ladder	
X	Elbow to Head 2	⊕ (hold)	n/a	Flying Attack: running to ropes, opponent outside ring		Grapple atop large ladder	
⊕+X	Atomic Body Toss	Turnbuckle Moves		Flying Attack: standing on apron, opponent outside ring		⊕+X	Suplex
⊕+X	Back Lariat	Grapple facing opponent standing in turnbuckle		Flying Attack: running along apron, opponent outside ring		⊕+A	Suplex
⊕+X	Elbow to Head 3	X or A	Knuckle	Flying Attack: standing near ropes, opponent outside ring		Flying attack from above vs. opponent below	
⊕+X	Headbutt From Behind	⊕+X or ⊕+A	Big Throw	⊕+X or ⊕+A	n/a	toward opponent + ADiving Leg Drop 1	
A	Sleeper Hold	⊕+X or ⊕+A	Body Attack	Flying Attack: running to ropes, opponent outside ring		Grapple on the edge of a cage	
⊕+A	Back Drop 2	⊕+X or ⊕+A	Lariat	⊕+X or ⊕+A	n/a	⊕+X or ⊕+AKnuckle	
⊕+A	Pendulum Backbreaker	⊕+X or ⊕+A	Lariat	Flying Attack: running to ropes, opponent outside ring		Taunting	
⊕+A	Sidewalk Slam	⊕+X or ⊕+A	Back Elbow	Flying Attack: standing on apron, opponent in ring		Standing taunt	
⊕+A	Electric Chair Drop	X+A	Back Drop	⊕+X or ⊕+A	n/a	⊕+BRaise Arms	
X+A	Final Cut	Grapple behind opponent standing in turnbuckle		Flying Attack: standing on apron, opponent outside ring		⊕+BBig Show 2	
Tag Team in front of opponent		X or A	Elbow to Head	Flying Attack: running along apron, opponent outside ring		Taunt from top turnbuckle	
⊕+X or ⊕+A	Chokeslam	⊕+X or ⊕+A	Headcrusher	Flying Attack: standing on apron, opponent in ring		Taunt in corner of ring	
Tag Team surrounding opponent		⊕+X or ⊕+A	Corner Pound 2	⊕+X or ⊕+A	n/a	BLook Around	
⊕+X or ⊕+A	Powerbomb	⊕+X or ⊕+A	Lariat	Flying Attack: standing on apron, opponent outside ring		Taunt from ring apron	
Tag Team behind opponent		⊕+X or ⊕+A	Back Elbow	Flying Attack: running along apron, opponent outside ring		⊕+BClap Hand 1	
⊕+X or ⊕+A	Double Back Drop	X+A	Back Drop	Flying Attack: standing on apron, opponent in ring		⊕+BCome Back!	
Versus Opponent on the Ground		Tag Team facing opponent standing in turnbuckle		Flying Attack: standing on apron, opponent in ring		Movement	
Striking		⊕+X or ⊕+A	Brainbuster	Flying Attack: running along apron, opponent outside ring		Walking	
X	Stomping 1	⊕+X or ⊕+A	Back Drop	Flying Attack: standing on apron, opponent in ring		Men Walk 1	
⊕+X	Elbow Drop 1	⊕+X or ⊕+A	Back Drop	Flying Attack: running along apron, opponent outside ring		Moving from ring to apron	
Near head of face-up opponent		⊕+X or ⊕+A	Back Drop	Flying Attack: standing on apron, opponent in ring		toward ring + ⊕Normal	
⊕+X	Side Mounted Punch	⊕+X or ⊕+A	Back Drop	Flying Attack: running along apron, opponent outside ring		Entering ring from apron	
⊕+A	Big Show Step	⊕+X or ⊕+A	Back Drop	Flying Attack: standing on apron, opponent in ring		toward ring + AOver	
Near feet of face-up opponent		⊕+X or ⊕+A	Back Drop	Flying Attack: running along apron, opponent outside ring		Running from ring to apron	
⊕+X	Thigh Kick	⊕+X or ⊕+A	Back Drop	Flying Attack: standing on apron, opponent in ring		toward rope + hold ARing to Apron	
⊕+A	Half Boston Crab	⊕+X or ⊕+A	Back Drop	Flying Attack: running along apron, opponent outside ring		Running from outside to ring	
Near head of face-down opponent		⊕+X or ⊕+A	Back Drop	Flying Attack: standing on apron, opponent in ring		toward rope + hold AOut to Ring	
⊕+X	Face Pound	⊕+X or ⊕+A	Back Drop	Flying Attack: running along apron, opponent outside ring			
⊕+A	Back Mount Punch	⊕+X or ⊕+A	Back Drop	Flying Attack: standing on apron, opponent in ring			


BILLY GUNN™

Bio

Since returning from injury, Billy Gunn has been regrouping, once again striking out on his own in the singles division of *SmackDown!* Gunn has been a former Intercontinental and Hardcore Champion, and has also won a record nine World Tag Team Championships with three different partners; so it's entirely possible that a new tag team alliance may be on the horizon. But in the meantime, lady luck seems to be smiling on him in the form of gorgeous *Playboy* cover girl Torrie Wilson, who seems attracted to the former collegiate rodeo star. Gunn is one of the most gifted physical performers in the business. He combines speed, power and agility to form a total package. Only Undertaker has been in the WWE longer than Gunn, who first debuted 11 years ago with his brother Bart.

STATS

Height: 6' 4"
Weight: 265 lbs.
From: Orlando, FL
Finishing Move: Fame-Ass-er
Career Highlights:
 Intercontinental Champion,
 1999 King of the Ring,
 Hardcore Champion,
 Tag Team Champion



QUESTION: Billy Gunn is a 10-time WWE Tag Team Champion. Who are the three partners that he won the straps with? (Answer at bottom of next page.)



Fame-Ass-er™



Sleeper Drop



Superplex

SPECIAL MOVES



BILLY GUNN™'S MOVES

BILLY GUNN™

Commands	Condition	Move Name
Versus Standing Opponent		
Striking		
X		Right Punch 2
△+X		Drop Kick 1
⬆+X		Right Toe Kick 1
⬅+X		Left Punch 2
⬆+X		Elbow Strike 1
Grappling from the front		
X		Punch 4
△+X		Drop Kick
⬆+X		Double Axe Handle 2
⬅+X		Chop 3
⬆+X		Knee Strike 3
A		Scoop Slam 1
△+A		Jackhammer
⬆+A		Piledriver
⬅+A		Neckbreaker 1
⬆+A		DDT 1
X+A		Fame-Ass-er
Grappling from behind		
X		Elbow to Back 2
△+X		Headsnap
⬆+X		Back Lariat
⬅+X		Elbow to Head 3
⬆+X		Elbow to Head 4
A		Russian Leg Sweep
△+A		Full Nelson Slam
⬆+A		Back Drop 3
⬅+A		Stalling Atomic Drop
⬆+A		Shinbreaker
X+A		Sleeper Drop
Tag Team in front of opponent		
⊕+X or ⊕+A		DDT
Tag Team surrounding opponent		
⊕+X or ⊕+A		Chop
Tag Team behind opponent		
⊕+X or ⊕+A		Double Atomic Drop
Versus Opponent on the Ground		
Striking		
X		Stomping 1
⊕+X		Elbow Drop 1
Near head of face-up opponent		
⊕+X		Side Mounted Punch
⊕+A		Head Pound
Near feet of face-up opponent		
⊕+X		Thick Kick
⊕+A		Half Boston Crab
Near head of face-down opponent		
⊕+X		Face Pound
⊕+A		Back Mount Punch

Commands	Condition	Move Name
⊕+X	Near feet of face-down opponent	Kneecrusher
⊕+A		Punches to Head
Running Moves		
Striking: running at standing opponent		
X		Clothesline 1
Striking: running at opponent on ground		
X		Elbow Drop 2
Striking: while standing vs. running opponent		
X		Neckbreaker
Striking: while standing vs. running opponent		
⊕		Bulldog
Grapple: running toward face of standing opponent		
A		Tilt-A-Whirl Slam
Grapple: running toward back of standing opponent		
A		Body Press Slam
Grapple: while standing vs. running opponent		
A		Back Elbow Strike
Grapple: while standing vs. running opponent		
⊕+A		Drop Kick 1
⊕	(hold)	Clothesline
Turnbuckle Moves		
Grapple facing opponent standing in turnbuckle		
X or A		Shoulder Thrusts
△+X or △+A		Punching from Turnbuckle
⬆+X or ⬆+A		Mudhole Stomping
⬅+X or ⬅+A		Body Attack
⬆+X or ⬆+A		Back Elbow Strike
X+A		Superplex
Grapple behind opponent standing in turnbuckle		
X or A		Elbow to Head
△+X or △+A		Headcrusher
⬆+X or ⬆+A		Corner Pound 2
⬅+X or ⬅+A		Lariat
⬆+X or ⬆+A		Back Elbow
X+A		Back Drop
Tag Team facing opponent standing in turnbuckle		
⊕+X or ⊕+A		Brainbuster
Tag Team behind opponent standing in turnbuckle		
s+X or ⊕+A		Double Impact

Commands	Condition	Move Name
Climbing turnbuckle, opponent in ring		
⊕+X or ⊕+A		Climbing F 1
Climbing turnbuckle, opponent outside ring		
⊕+X or ⊕+A		Climbing B
From top turnbuckle, opponent outside ring		
X or A		Drop Kick
From top turnbuckle, opponent in ring		
A		Diving Elbow
X		Double Axe Handle
From second turnbuckle, opponent in ring		
⊕+A		Drop Kick
Apron and Rope Moves		
Facing opponent at ropes, both Superstars in ring		
X or A		Punch Combo
△+X or △+A		Stomping
⬆+X or ⬆+A		Neckbreaker 1
⬅+X or ⬅+A		Hammer Attack
⬆+X or ⬆+A		Elbow Strike 1
X+A		Fame-Ass-er
Standing on apron, facing opponent in ring near ropes		
A		Front Rope Stun Gun
Standing on apron, behind opponent in ring near ropes		
A		Sleeper Hold
Standing near ropes, facing opponent on apron		
A		Stun Gun
Flying Attack: standing near ropes, opponent outside ring		
⊕ toward rope + A		n/a
Flying Attack: running to ropes, opponent outside ring		
⊕ toward rope + A		Baseball Slide Kick
Flying Attack: standing on apron, opponent outside ring		
⊕ toward opponent + A		Double Axe Handle
Flying Attack: running along apron, opponent outside ring		
⊕ toward opponent + A		Double Axe Handle
Flying Attack: standing on apron, opponent in ring		
⊕ toward opponent + A		n/a
Attack using ropes while standing near ropes		
⊕ toward rope + A		n/a
Tag Team near opponent who is near ropes		
⊕+X or ⊕+A		Facecrasher

Commands	Condition	Move Name
Special Moves		
Holding chair, facing opponent		
⊕+X		Body Stab
⊕+A		DDT
Holding chair, behind opponent		
⊕+X		Stab
⊕+A		Back Drop
Holding chair, facing opponent in turnbuckle		
⊕+X		Chair Attack
⊕+A		Chair to Back
Holding chair, behind opponent in turnbuckle		
⊕+X		Chair Attack
⊕+A		Stab
Holding chair, opponent on ropes		
⊕+X		Body Stab
⊕+A		Counter Strike
Grapple atop small ladder		
⊕+X		Suplex
⊕+A		Suplex
Grapple atop large ladder		
⊕+X		Arm Drag
⊕+A		Suplex
Flying attack from above vs. opponent below		
⊕ toward opponent + A		Double Axe Handle
Grapple on the edge of a cage		
⊕+X or ⊕+A		Knuckle
Taunting		
Standing taunt		
△+B		Trash Talking 2
⬆+B		Raise Arm
Taunt from top turnbuckle		
B		F Stand Up
Taunt in corner of ring		
B		Raise Arms 1
Taunt from ring apron		
△+B		Clap Hand 1
⬆+B		Come Back!
Movement		
Walking		
⊕		Men Walk 1
Moving from ring to apron		
⊕ toward ring + ⊕		Normal
Entering ring from apron		
⊕ toward ring + A		Apron to Ring
Running from ring to apron		
⊕ toward rope + hold A		Ring to Apron
Running from outside to ring		
s toward rope + hold 1		Out to Ring

www.primagames.com

ANSWER: Billy Gunn has held the Tag Team Title with Bart Gunn three times, The Road Dogg/Jesse James five times, and Chuck Palumbo twice.


BILLY KIDMAN™

Bio

Billy Kidman is one of the elite Superstars spearheading the resurgence of the Cruiserweight Division in WWE. While he is an experienced and methodical grappling technician, Kidman is known for his quickness and aerial expertise. One look at his Shooting-Star Press is enough to realize that Kidman has the explosiveness to make a big mark in sports-entertainment.

STATS

Height: 5' 10"
Weight: 195 lbs.
From: Allentown, PA
Finishing Move: Shooting-Star Press
Career Highlights: WWE Cruiserweight Champion, WCW Tag Team Champion, WCW Cruiserweight Tag Team Champion



QUESTION:

Which three factions was Billy Kidman a part of in WCW?
(Answer at bottom of next page.)



Kidman Facecrusher



Shooting-Star Press™



Reverse Hurricanrana

SPECIAL MOVES



BILLY KIDMAN™'S MOVES

BILLY KIDMAN™

Condition	Move Name	Condition	Move Name	Condition	Move Name	Condition	Move Name
Versus Standing Opponent		Versus Standing Opponent		Versus Standing Opponent		Versus Standing Opponent	
Striking		Striking		Striking		Striking	
X	Right Punch 2	Near feet of facedown opponent	⊕+XKneecrusher	Climbing turnbuckle, opponent in ring	⊕+X or ⊕+AClimbing F 1	Special Moves	Holding chair, facing opponent
⊕+X	Low Drop Kick 1		⊕+APunches to Head	Climbing turnbuckle, opponent outside ring	⊕+X or ⊕+AClimbing B	⊕+X	Body Stab
⊕+X	Right Toe Kick 1	Running Moves		From top turnbuckle, opponent outside ring	X or ADiving Body Press	⊕+A	DDT
⊕+X	Chop 1	Striking: running at standing opponent	X	Drop Kick 1	From top turnbuckle, opponent in ring	⊕+X	Stab
⊕+X	Drop Kick 1	Striking: running at opponent on ground	X	Leg Drop	A	⊕+A	Back Drop
Grappling from the front		Striking: while standing vs. running opponent	X	Huracanrana	X	⊕+X	Chair Attack
X	Big Slap	Striking: while standing vs. running opponent	⊕	Bulldog	⊕+A	⊕+A	Chair to Back
⊕+X	Drop Kick	Striking: while standing vs. running opponent	⊕	Back Body Drop	⊕+X	⊕+A	Chair Attack
⊕+X	Enzuigiri	Grapple: running toward face of standing opponent	A	Thrust Spinebuster	⊕+A	⊕+A	Stab
⊕+X	Chop 3	Grapple: running toward back of standing opponent	A	Back Elbow Strike	⊕+X	⊕+A	Body Stab
⊕+X	Elbow 1	Grapple: while standing vs. running opponent	⊕+A	Drop Kick 1	⊕+X or ⊕+A	⊕+A	Counter Strike
A	Arm Drag	Grapple: while standing vs. running opponent	⊕+A	Drop Kick 1	X+X or ⊕+A	⊕+A	Grapple atop small ladder
⊕+A	Huracanrana to Pin	Leap frog	⊕	Step Drop Kick 2	X+X or ⊕+A	⊕+A	Suplex
⊕+A	Hopping Rolling Pin	Turnbuckle Moves			X+X or ⊕+A	⊕+A	Suplex
⊕+A	Tornado DDT	Grapple facing opponent standing in turnbuckle	X or A	Shove 1	⊕+X or ⊕+A	⊕+A	Grapple atop large ladder
⊕+A	Huracanrana & Punch	Grapple behind opponent standing in turnbuckle	⊕+X or ⊕+A	Punch-Kick Combo	⊕+X or ⊕+A	⊕+A	Arm Drag
X+X	Baldo Bomb	Striking	X	Stomping	⊕+X or ⊕+A	⊕+A	Suplex
Grappling from behind		Striking	⊕+X	DDT 1	⊕+X or ⊕+A	⊕+A	Flying attack from above vs. opponent below
X	Elbow to Back 2	Striking	⊕+X	Chop	⊕+X or ⊕+A	⊕+A	toward opponent + A
⊕+X	Headsnap	Striking	⊕+X	Elbow Strike 1	X+X or ⊕+A	⊕+A	Body Attack
⊕+X	Drop Kick	Striking	⊕+X	Fisherman Buster	X+X or ⊕+A	⊕+A	Grapple on the edge of a cage
⊕+X	Elbow to Head 3	Striking	⊕+X	Standing on apron, facing opponent in ring near ropes	A	⊕+X or ⊕+A	Knuckle
⊕+X	Elbow to Head 4	Striking	⊕+X	Standing on apron, behind opponent in ring near ropes	A	⊕+X or ⊕+A	
A	Russian Leg Sweep	Striking	⊕+X	Standing near ropes, facing opponent on apron	A	⊕+X or ⊕+A	
⊕+A	Sleeper Hold	Striking	⊕+X	Stun Gun	A	⊕+X or ⊕+A	
⊕+A	Back Pin	Striking	⊕+X	Flying Attack: standing near ropes, opponent outside ring	A	⊕+X or ⊕+A	
⊕+A	Facecrusher	Striking	⊕+X	Shooting Star	⊕+X or ⊕+A	⊕+A	
⊕+A	Sleeper Drop	Striking	⊕+X	Flying Attack: running to ropes, opponent outside ring	⊕+X or ⊕+A	⊕+A	
X+X	Kidman Facecrusher	Striking	⊕+X	Pescado 1	⊕+X or ⊕+A	⊕+A	
Tag Team in front of opponent		Striking	⊕+X	Flying Attack: standing on apron, opponent outside ring	⊕+X or ⊕+A	⊕+A	
⊕+X or ⊕+A	DDT	Striking	⊕+X	Double Axe Handle	⊕+X or ⊕+A	⊕+A	
Tag Team surrounding opponent		Striking	⊕+X	Drop Kick	⊕+X or ⊕+A	⊕+A	
⊕+X or ⊕+A	Chop	Striking	⊕+X	Flying Attack: standing on apron, opponent in ring	⊕+X or ⊕+A	⊕+A	
Tag Team behind opponent		Striking	⊕+X	Slingshot Leg Drop	⊕+X or ⊕+A	⊕+A	
⊕+X or ⊕+A	Double Facecrusher	Striking	⊕+X	Attack using ropes while standing near ropes	⊕+X or ⊕+A	⊕+A	
Versus Opponent on the Ground		Striking	⊕+X	Cross Body Attack	⊕+X or ⊕+A	⊕+A	
Striking		Striking	⊕+X	Tag Team near opponent who is near ropes	⊕+X or ⊕+A	⊕+A	
X	Stomping 1	Striking	⊕+X	Drop Kick	⊕+X or ⊕+A	⊕+A	
⊕+X	Jumping Elbow	Striking	⊕+X		⊕+X or ⊕+A	⊕+A	
⊕+X	Near head of face-up opponent	Striking	⊕+X		⊕+X or ⊕+A	⊕+A	
⊕+X	Side Mounted Punch	Striking	⊕+X		⊕+X or ⊕+A	⊕+A	
⊕+A	Head Pound	Striking	⊕+X		⊕+X or ⊕+A	⊕+A	
⊕+X	Near feet of face-up opponent	Striking	⊕+X		⊕+X or ⊕+A	⊕+A	
⊕+X	Thigh Kick	Striking	⊕+X		⊕+X or ⊕+A	⊕+A	
⊕+A	Half Boston Crab	Striking	⊕+X		⊕+X or ⊕+A	⊕+A	
⊕+X	Near head of face-down opponent	Striking	⊕+X		⊕+X or ⊕+A	⊕+A	
⊕+A	Face Pound	Striking	⊕+X		⊕+X or ⊕+A	⊕+A	
⊕+A	Camel Clutch	Striking	⊕+X		⊕+X or ⊕+A	⊕+A	

BOOKER T®

Bio

Booker T came into WWE and quickly established himself as one of its top Superstars. The Bookerman continues to pride himself on his success in WCW, where he held the World Championship on five occasions. Booker T now strives to reach the top of WWE. Can you dig it, sucka?

STATS

Height: 6' 3"


Weight: 250 lbs.

From: Houston, TX

Finishing Move: Scissors Kick

Career Highlights:

WCW Champion (5), WCW U.S. Champion, WCW Television Champion (6), WCW Tag Team Champion (11), WWE Tag Team Champion



QUESTION:

Booker T calls himself the Five-Time WCW Champion. Can you name the four opponents he beat for his five title runs?

(Answer at bottom of next page.)



Book End™



Houston Hang Over™



Scissors Kick

SPECIAL MOVES



BOOKER T's MOVES

Commands	Condition	Move Name
Versus Standing Opponent		
Striking		
X		Right Punch 4
⬆+X		Step Side Kick 7
⬆+X		Right Toe Kick 1
⬅+X		Chop 2
⬆+X		Step Side Kick 3
Grappling from the front		
X		Kick to Mid-Section
⬆+X		Short Range Lariat 2
⬆+X		Fist to Back
⬅+X		Chop 3
⬆+X		Knee Strike 1
A		Neckbreaker 1
⬆+A		Spinning Kick
⬆+A		Scissors Kick
⬆+A		Arm Wrench
⬆+A		Snapmare 1
X+A		Book End
Grappling from behind		
X		Elbow to Head 2
⬆+X		Headsnap
⬆+X		Shinbreaker
⬅+X		Elbow to Head 4
⬆+X		Back Lariat
A		Sleeper Hold
⬆+A		Sidewalk Slam
⬆+A		School Boy
⬅+A		Back Drop 1
⬆+A		Facecrusher
X+A		Back Drop 3
Tag Team in front of opponent		
⊕+X or ⊕+A		Brainbuster
Tag Team surrounding opponent		
⊕+X or ⊕+A		Chop
Tag Team behind opponent		
⊕+X or ⊕+A		Double Back Drop
Versus Opponent on the Ground		
Striking		
X		Stomping 1
⊕+X		Knee Drop
Near head of face-up opponent		
⊕+X		Side Mounted Punch
⊕+A		Chin Lock
Near feet of face-up opponent		
⊕+X		Thigh Kick
⊕+A		Heel Lock
Near head of face-down opponent		
⊕+X		Face Pound
⊕+A		Back Mount Punch

Commands	Condition	Move Name
Near feet of face-down opponent		
⊕+X		Kneecrusher
⊕+A		Half Boston Crab
Running Moves		
Striking: running at standing opponent		
X		Kitchen Sink 1
Striking: running at opponent on ground		
X		Leg Drop
Striking: while standing vs. running opponent		
X		Neckbreaker
⊕		One Hand Face Crusher
Grapple: running toward face of standing opponent		
A		Spinebuster
Grapple: running toward back of standing opponent		
A		Flapjack
Grapple: while standing vs. running opponent		
A		Back Elbow Strike
⊕+A		Calf Kick
Leap frog		
⊕ (hold)		Clothesline
Turnbuckle Moves		
Grapple facing opponent standing in turnbuckle		
X or A		Knuckle
⬆+X or ⬆+A		High Leg Choke
⬆+X or ⬆+A		Mudhole Stomping
⬅+X or ⬅+A		Chop 2
⬆+X or ⬆+A		Back Elbow Strike
X+A		Houston Hang Over
Grapple behind opponent standing in turnbuckle		
X or A		Elbow to Head
⬆+X or ⬆+A		Headcrusher
⬆+X or ⬆+A		Lariat
⬅+X or ⬅+A		Corner Pound 2
⬆+X or ⬆+A		Back Elbow
X+A		Back Drop
Tag Team facing opponent standing in turnbuckle		
⊕+X or ⊕+A		Brainbuster
Tag Team behind opponent standing in turnbuckle		
⊕+X or ⊕+A		Back Drop
Climbing turnbuckle, opponent in ring		
⊕+X or ⊕+A		Climbing F 1

Commands	Condition	Move Name
Climbing turnbuckle, opponent outside ring		
⊕+X or ⊕+A		Climbing B
From top turnbuckle, opponent outside ring		
X or A		Double Axe Handle
From top turnbuckle, opponent in ring		
A		Drop Kick
X		Double Axe Handle
From second turnbuckle, opponent in ring		
⊕+A		Drop Kick
Apron and Rope Moves		
Facing opponent at ropes, both Superstars in ring		
X or A		Knuckle
w+X or ⬆+A		Chop 1
⬆+X or ⬆+A		Leg Choke
⬅+X or ⬅+A		Hammer Attack
⬆+X or ⬆+A		Elbow Strike 1
X+A		Scissors Kick
Standing on apron, facing opponent in ring near ropes		
A		Front Rope Stun Gun
Standing on apron, behind opponent in ring near ropes		
A		Sleeper Hold
Standing near ropes, facing opponent on apron		
A		Stun Gun
Flying Attack: standing near ropes, opponent outside ring		
⊕ toward rope + A		n/a
Flying Attack: running to ropes, opponent outside ring		
⊕ toward rope + A		Baseball Slide Kick
Flying Attack: standing on apron, opponent outside ring		
⊕ toward opponent + A		Double Axe Handle
Flying Attack: running along apron, opponent outside ring		
⊕ toward opponent + A		Double Axe Handle
Flying Attack: standing on apron, opponent in ring		
⊕ toward opponent + A		n/a
Attack using ropes while standing near ropes		
⊕ toward rope + A		n/a
Tag Team near opponent who is near ropes		
⊕+X or ⊕+A		Double Back Body Drop

Commands	Condition	Move Name
Special Moves		
Holding chair, facing opponent		
⊕+X		Body Stab
Holding chair, facing opponent		
⊕+A		DDT
⊕+X		Stab
⊕+A		Back Drop
Holding chair, facing opponent in turnbuckle		
⊕+X		Chair Attack
⊕+A		Chair to Back
Holding chair, behind opponent in turnbuckle		
⊕+X		Chair Attack
⊕+A		Stab
Holding chair, opponent on ropes		
⊕+X		Body Stab
⊕+A		Counter Strike
Grapple atop small ladder		
⊕+X		Suplex
⊕+A		Suplex
Grapple atop large ladder		
⊕+X		Suplex
⊕+A		Suplex
Flying attack from above vs. opponent below		
⊕ toward opponent + 1		Double Axe Handle
⊕+X or ⊕+A		Knuckle Al
Taunting		
Standing taunt		
⬆+B		Booker T 1
⬆+B		Booker T 2
Taunt from top turnbuckle		
B		F Stand Up
Taunt in corner of ring		
B		Booker T
Taunt from ring apron		
⬆+B		Booker T
⬆+B		Come Back!
Movement		
Walking		
⊕		Men Walk 1
Moving from ring to apron		
⊕ toward ring + ⊕		Normal
Entering ring from apron		
⊕ toward ring + A		Apron to Ring
Running from ring to apron		
⊕ toward rope + hold A		Ring to Apron
Running from outside to ring		
⊕ toward rope + hold A		Out to Ring

BRADSHAW™


Bio

Farooq and Bradshaw make it clear that they love to brawl with anyone. The only things they love more than brawling are drinking beer and smoking cigars. They started the Acolyte Protection Agency (APA) with those pastimes in mind. The agency provides protection to any WWE Superstar, as long as they have cash, and as long as they don't make any suggestions to the APA. Of course, they don't keep the money, they just buy more beer!

The scouting report on the the pair is simple: Don't make them mad. Faarooq and Bradshaw are two of the toughest SOB's on the planet, and they love to kick ass just for fun! And don't ever interrupt the APA when they're playing cards—it may be a painful experience!

STATS

Height: 6' 6"
Weight: 290 lbs
From: Austin, TX
Finishing Move: Clothesline From Hell
Career Highlights: WWE World Tag Team Champion; Hardcore Champion



QUESTION:

Bradshaw and his pal Faarooq have held the WWE Tag Team Titles three times. Who did they beat for the straps?

(Answer at bottom of next page.)



Powerbomb



Clothesline From Hell™



Back Drop

SPECIAL MOVES



BRADSHAW™'S MOVES

BRADSHAW™

Commands	Condition	Move Name
Versus Standing Opponent		
Striking		
X		Right Punch 2
△+X		Right Body Punch 1
⊕+X		Right Toe Kick 1
◀+X		Chop 2
⊕+X		Short-Range Clothesline 4
Grappling from the front		
X		Kick to Mid-Section
△+X		Short Range Lariat 2
⊕+X		Fist to Back
◀+X		Chop 3
⊕+X		Elbow 1
A		High Angle Scoop Slam
△+A		Neckbreaker 2
⊕+A		Fall Away Slam
◀+A		Suplex 2
⊕+A		Backbreaker 2
X+A		Powerbomb
Grappling from behind		
X		Elbow to Back 2
△+X		Headsnap
⊕+X		Back Lariat
◀+X		Elbow to Head 3
⊕+X		Elbow to Head 1
A		Russian Leg Sweep
△+A		Back Drop 3
⊕+A		Sidewalk Slam
◀+A		Pendulum Backbreaker
⊕+A		Belly to Back Suplex
X+A		German Suplex 3
Tag Team in front of opponent		
⊕+X or ⊕+A		Brainbuster
Tag Team surrounding opponent		
⊕+X or ⊕+A		Powerbomb
Tag Team behind opponent		
⊕+X or ⊕+A		Double Back Drop
Versus Opponent on the Ground		
Striking		
X		Stomping 1
⊕+X		Elbow Drop 1
Near head of face-up opponent		
⊕+X		Side Mounted Punch
⊕+A		Head Pound
Near feet of face-up opponent		
⊕+X		Thigh Kick
⊕+A		Half Boston Crab
Near head of face-down opponent		
⊕+X		Face Pound
⊕+A		Camel Clutch

Commands	Condition	Move Name
Near feet of face-down opponent		
⊕+X		Kneecrusher
⊕+A		Punches to Head
Running Moves		
Striking: running at standing opponent		
X		Tackle 1
Striking: running at opponent on ground		
X		Elbow Drop 2
Striking: while standing vs. running opponent		
X		Neckbreaker
⊕		Bulldog
Grapple: running toward face of standing opponent		
A		Back Body Drop
Grapple: running toward back of standing opponent		
A		Power Slam
Grapple: while standing vs. running opponent		
A		Back Elbow Strike
⊕+A		Big Boot
Leap frog		
⊕ (hold)		Clothesline
Turnbuckle Moves		
Grapple facing opponent standing in turnbuckle		
X or A		Shoulder Thrusts
△+X or ⊕+A		Headbutt
⊕+X or ⊕+A		Mudhole Stomping
◀+X or ◀+A		Lariat
⊕+X or ⊕+A		Chop 1
X+A		Clothesline From Hell
Grapple behind opponent standing in turnbuckle		
X or A		Corner Pound Combo
△+X or ⊕+A		Elbow to Head
⊕+X or ⊕+A		Headcrusher
◀+X or ◀+A		Lariat
⊕+X or ⊕+A		Back Elbow
X+A		Back Drop
Tag Team facing opponent standing in turnbuckle		
⊕+X or ⊕+A		Brainbuster
Tag Team behind opponent standing in turnbuckle		
⊕+X or ⊕+A		Back Drop
Climbing turnbuckle, opponent in ring		
⊕+X or ⊕+A		Climbing F 1

Commands	Condition	Move Name
Climbing turnbuckle, opponent outside ring		
⊕+X or ⊕+A		Climbing B
From top turnbuckle, opponent outside ring		
X or A		Diving Shoulder Tackle
From top turnbuckle, opponent in ring		
A		Diving Elbow
X		Double Axe Handle
From second turnbuckle, opponent in ring		
⊕+A		Double Axe Handle
Apron and Rope Moves		
Facing opponent at ropes, both Superstars in ring		
X or A		Punch Combo
△+X or ⊕+A		Powerslam
⊕+X or ⊕+A		DDT 1
◀+X or ◀+A		Chop
⊕+X or ⊕+A		Elbow Strike 1
X+A		From Hell
Standing on apron, facing opponent in ring near ropes		
A		Front Rope Stun Gun
Standing on apron, behind opponent in ring near ropes		
A		Sleeper Hold
Standing near ropes, facing opponent on apron		
A		Suplex 1
Flying Attack: standing near ropes, opponent outside ring		
⊕ toward rope + A		n/a
Flying Attack: running to ropes, opponent outside ring		
⊕ toward rope + A		Baseball Slide Kick
Flying Attack: standing on apron, opponent outside ring		
⊕ toward opponent + A		Double Axe Handle
Flying Attack: running along apron, opponent outside ring		
⊕ toward opponent + A		Double Axe Handle
Flying Attack: standing on apron, opponent in ring		
⊕ toward opponent + A		n/a
Attack using ropes while standing near ropes		
⊕ toward rope + A		n/a
Tag Team near opponent who is near ropes		
⊕+X or ⊕+A		Spinebuster

Commands	Condition	Move Name
Special Moves		
Holding chair, facing opponent		
⊕+X		Body Stab
⊕+A		Chair Attack
Holding chair, behind opponent		
⊕+X		Stab
⊕+A		Chair Attack
Holding chair, facing opponent in turnbuckle		
⊕+X		Chair Attack
⊕+A		Chair to Back
Holding chair, behind opponent in turnbuckle		
⊕+X		Chair Attack
⊕+A		Chair to Back
Holding chair, behind opponent in turnbuckle		
⊕+X		Chair Attack
⊕+A		Stab
Holding chair, opponent on ropes		
⊕+X		Body Stab
⊕+A		Counter Strike
Grapple atop small ladder		
⊕+X		Suplex
⊕+A		Suplex
Grapple atop large ladder		
⊕+X		Arm Drag
⊕+A		Suplex
Flying attack from above vs. opponent below		
⊕ toward opponent + A		Double Axe Handle
Grapple on the edge of a cage		
⊕+X or ⊕+A		Knuckle
Taunting		
Standing taunt		
△+B		Bradshaw 1
⊕+B		Bradshaw 2
Taunt from top turnbuckle		
B		F Stand Up
Taunt in corner of ring		
B		Bradshaw
Taunt from ring apron		
△+B		Bradshaw
⊕+B		Come Back!
Movement		
Walking		
⊕		Men Walk 1
Moving from ring to apron		
⊕ toward ring + ⊕		Normal
Entering ring from apron		
⊕ toward ring + A		Apron to Ring
Running from ring to apron		
⊕ toward rope + hold A		Ring to Apron
Running from outside to ring		
⊕ toward rope + hold A		Out to Ring

ANSWER: Bradshaw and Faarooq beat Kane and X-Pac, the Hardy Boyz, and the Dudley boys for the WWE Tag Team Titles.

www.primagames.com

BROCK LESNAR™

Bio

At 6-foot-4, 295 pounds, Brock Lesnar is a rock-solid mountain of chiseled muscle, a Superstar who was seemingly destined to accomplish great things in WWE. Brock lived up to the hype by defeating none other than The Rock at *SummerSlam* to become the youngest WWE Undisputed Champion ever!


Lesnar has already made an impact in the amateur sporting world. He became an NJCAA Champion in 1998. He transferred to the University of Minnesota and promptly won the Big 10 Championship, but was a runner-up in the NCAA Tournament. He capped off his senior season by again winning the Big 10 Championship and then securing the NCAA heavyweight title. In 2000, Lesnar signed a developmental contract with WWE and began to learn the professional game at Ohio Valley Wrestling in Louisville, Kentucky. In doing so, he turned down opportunities to try out with several NFL teams.

In perhaps his most amazing display of strength and athleticism, Lesnar hit his devastating finisher, the F5, on the 7-foot-2, 500-pound Big Show. That's a feat made even more unbelievable by the fact that the former champ was suffering from a broken rib at the time! With that kind of drive and dedication, Brock Lesnar will be a perennial contender for the WWE Championship.

STATS

Height: 6' 4"
Weight: 295 lbs.
From: Minneapolis, MN
Finishing Move: F5
Career Highlights: WWE Champion

QUESTION: Brock Lesnar is a two-time WWE Champion and the youngest champ in WWE history. Which two Superstars did he beat to begin his title runs, and when did he beat them? (Answer at bottom of next page.)



F5™



Shooting Star Press 2



Belly to Belly

SPECIAL MOVES



BROCK LESNAR™'S MOVES

BROCK LESNAR™

Commands	Condition	Move Name	Commands	Condition	Move Name	Commands	Condition	Move Name	Commands	Condition	Move Name	
Versus Standing Opponent									Special Moves			
Striking			Near feet of face-down opponent			From top turnbuckle, opponent outside ring			Holding chair, facing opponent			
X		Right Punch 2	⊕+X		Kneecrusher	X or A		Double Axe Handle	⊕+X		Body Stab	
⊕+X		Elbow Strike 1	⊕+A		Half Boston Crab				⊕+A		DDT	
⊕+X		Right Toe Kick 1	Running Moves						Holding chair, behind opponent			
⊕+X		Chop 2			Striking: running at standing opponent				⊕+X		Stab	
⊕+X		Short-Range Clothesline 4	X		Tackle 1				⊕+A		Back Drop	
Grappling from the front			Striking: running at opponent on ground			From second turnbuckle, opponent in ring			Holding chair, facing opponent in turnbuckle			
X		Hogun Push	X		Stomping	⊕+A		Double Axe Handle	⊕+X		Chair Attack	
⊕+X		STO			Striking: while standing vs. running opponent				⊕+A		Chair to Back	
⊕+X		Fist to Back	X		Tackle	Apron and Rope Moves			Holding chair, behind opponent in turnbuckle			
⊕+X		Chop 3	⊕		One-Hand Facecrusher				⊕+X		Chair Attack	
⊕+X		Kick & Forearm to Back			Grapple: running toward face of standing opponent	X or A		Punch Combo	⊕+A		Stab	
A		Bear Hug	A		Powerslam	⊕+X or ⊕+A		Rope Lift-Up Slum	⊕+X		Body Stab	
⊕+A		Body Press Slam 2			Grapple: running toward back of standing opponent	⊕+X or ⊕+A		Stomping	⊕+A		Counter Strike	
⊕+A		Powerbomb	A		Release Belly to Belly	⊕+X or ⊕+A		Elbow Strike 1	⊕+A		Grapple atop small ladder	
⊕+A		Belly to Belly Suplex 1			Grapple: while standing vs. running opponent	X+A		Snapmare			⊕+X	Suplex
⊕+A		Shoulderbreaker	A		Back Elbow Strike				⊕+A		⊕+A	Suplex
X+A		F5	⊕+A		Right Toe Kick 1						⊕+A	Belly to Belly Suplex
Grappling from behind					Leap frog							
X		Elbow to Back 2	⊕	(hold)	Clothesline	Turnbuckle Moves						
⊕+X		Headsnap			Grapple facing opponent standing in turnbuckle	X or A		Superplex				
⊕+X		Belly to Back Suplex	⊕+X or ⊕+A		Super Front Suplex	⊕+X or ⊕+A		Super Front Suplex				
⊕+X		Elbow to Head 4	⊕+X or ⊕+A		Mudhole Stomping	⊕+X or ⊕+A		Back Elbow Strike				
⊕+X		Headbutt from Behind	⊕+X or ⊕+A		Lariat 2	X+A		Shooting Star Press 2				
A		Sidewalk Slam			Grapple behind opponent standing in turnbuckle	X or A		Corner Pound Combo				
⊕+A		German Suplex 3	X or A		German Whip	⊕+X or ⊕+A		Headcrusher				
⊕+A		Back Drop 3	⊕+X or ⊕+A		Headcrusher	⊕+X or ⊕+A		Elbow to Head				
⊕+A		Atomic Body Toss	⊕+X or ⊕+A		Corner Pound 2	X+A		Back Drop				
⊕+A		Pendulum Backbreaker			Tag Team facing opponent standing in turnbuckle	⊕+X or ⊕+A		Brainbuster				
X+A		F5			Tag Team behind opponent standing in turnbuckle	⊕+X or ⊕+A		Back Drop				
Tag Team in front of opponent					Climbing turnbuckle, opponent in ring	⊕+X or ⊕+A		Climbing F 1				
⊕+X or ⊕+A		Brainbuster			Climbing turnbuckle, opponent outside ring	⊕+X or ⊕+A		Climbing B				
Tag Team surrounding opponent												
⊕+X or ⊕+A		Chop										
Tag Team behind opponent												
⊕+X or ⊕+A		Double Back Drop										
Versus Opponent on the Ground												
Striking												
X		Stomping 1										
⊕+X		Elbow Drop 1										
Near head of face-up opponent												
⊕+X		Side Mounted Punch										
⊕+A		Head Pound										
Near feet of face-up opponent												
⊕+X		Thigh Kick										
⊕+A		Half Boston Crab										
Near head of face-down opponent												
⊕+X		Face Pound										
⊕+A		Camel Clutch										

ANSWER: Brock Lesnar beat The Rock at SummerSlam 2002 to begin his first WWE Championship run. His second run began when he beat Kurt Angle at WrestleMania XIX in 2003.

BUBBA RAY DUDLEY™


Bio

Bubba Ray and his half brother D-Von comprise arguably the greatest tag team in the history of sports-entertainment. Together, the Dudley Boyz have held the WWE Tag Team Championship on many occasions. They also became the first and only tandem ever to hold the ECW, WCW, and WWE Tag Team Championship.

When *SmackDown!* and *Raw* each became separate entities, Bubba Ray and D-Von were momentarily split up. Upon their reunification, the Dudley Boyz picked up right where they left off: raising hell in the tag-team division and smashing their enemies through tables!

STATS

Height: 6' 4"
Weight: 275 lbs.
From: Dudleyville
Finishing Move: Bubba Bomb
Career Highlights:
 Hardcore Champion; WWE World Tag Team Champion; WCW Tag Team Champion; ECW Tag Team Champion



QUESTION:

How many times have Bubba Ray and D-Von Dudley held the WWE Tag Team Titles, and which tag teams have they beaten for the titles? (Answer at bottom of next page.)



Bubba Cutter™



Bubba Bomb™



Back Drop

SPECIAL MOVES



BUBBA RAY DUDLEY™'S MOVES

BUBBA RAY DUDLEY™

Condition	Commands	Move Name	Condition	Commands	Move Name	Condition	Commands	Move Name	Condition	Commands	Move Name
Versus Standing Opponent			Running Moves			Apron and Rope Moves			Special Moves		
Striking			Near feet of face-down opponent			Climbing turnbuckle, opponent outside ring			Holding chair, facing opponent		
ⓧ	Right Body Punch 1	ⓧ+ⓧ	Kneecrusher	ⓧ+ⓧ or ⓧ+ⓐ	Climbing B	ⓧ+ⓧ	Body Stab
ⓧ+ⓧ	Short-Range Clothesline 4	ⓧ+ⓐ	Half Boston Crab				ⓧ+ⓐ	Chair Attack
ⓧ+ⓧ	Right Toe Kick 1	Striking: running at standing opponent								
ⓧ+ⓧ	Bubba Left Punch	ⓧ	Clothesline 1						
ⓧ+ⓧ	Bubba Right Punch	Striking: running at opponent on ground								
Grappling from the front			ⓧ	Fist Drop						
ⓧ	Big Slap	Striking: while standing vs. running opponent								
ⓧ+ⓧ	Short Range Lariat 2	ⓧ	Neckbreaker						
ⓧ+ⓧ	Fist to Back	ⓧ	Leg Trip						
ⓧ+ⓧ	Bubba Punch	Striking: running toward face of standing opponent								
ⓧ+ⓧ	Punch 3	ⓧ	Back Body Drop						
ⓐ	Neckbreaker 1	Striking: running toward back of standing opponent								
ⓧ+ⓐ	Bubba Dancing Elbow	ⓐ	Powerstam						
ⓧ+ⓐ	Powerbomb	Striking: while standing vs. running opponent								
ⓧ+ⓐ	DDT	ⓐ	Back Elbow Strike						
ⓧ+ⓐ	Arm Drag	ⓧ+ⓐ	Right Toe Kick 1						
ⓧ+ⓐ	Bubba Cutter	Leap frog								
Grappling from behind			ⓧ (hold)	Clothesline						
ⓧ	Elbow to Back 2	Turnbuckle Moves								
ⓧ+ⓧ	Headsnap	Grapple facing opponent standing in turnbuckle								
ⓧ+ⓧ	Back Lariat	ⓧ or ⓐ	4-Punch Combo						
ⓧ+ⓧ	Elbow to Head 3	ⓧ+ⓧ or ⓧ+ⓐ	Body Attack						
ⓧ+ⓧ	Headbutt from Behind	ⓧ+ⓧ or ⓧ+ⓐ	Over Hand						
ⓐ	Russian Leg Sweep	ⓧ+ⓧ or ⓧ+ⓐ	Lariat 1						
ⓧ+ⓐ	Back Drop 3	ⓧ+ⓧ or ⓧ+ⓐ	Hammer Attack						
ⓧ+ⓐ	Sidewalk Slam	ⓧ+ⓐ	Superplex						
ⓧ+ⓐ	German Suplex 3	Grapple behind opponent standing in turnbuckle								
ⓧ+ⓐ	Neckbreaker	ⓧ or ⓐ	Elbow to Head						
ⓧ+ⓐ	Bubba Bomb	ⓧ+ⓧ or ⓧ+ⓐ	Corner Pound Combo						
Tag Team in front of opponent			ⓧ+ⓧ or ⓧ+ⓐ	Reverse DDT						
ⓧ+ⓧ or ⓧ+ⓐ	Brainbuster	ⓧ+ⓧ or ⓧ+ⓐ	Corner Pound 2						
Tag Team surrounding opponent			ⓧ+ⓧ or ⓧ+ⓐ	Back Elbow						
ⓧ+ⓧ or ⓧ+ⓐ	Chop	ⓧ+ⓐ	Back Drop						
Tag Team behind opponent			Tag Team facing opponent standing in turnbuckle								
ⓧ+ⓧ or ⓧ+ⓐ	Neckbreaker-Back Drop	ⓧ+ⓧ or ⓧ+ⓐ	Dudley Combination						
Versus Opponent on the Ground			Tag Team behind opponent standing in turnbuckle								
Striking			ⓧ+ⓧ or ⓧ+ⓐ	Double Impact						
ⓧ	Elbow Drop 2	Climbing turnbuckle, opponent in ring								
ⓧ+ⓧ	Axe Drop	ⓧ+ⓧ or ⓧ+ⓐ	Climbing S						
Near head of face-up opponent			Climbing turnbuckle, opponent outside ring								
ⓧ+ⓧ	Side Mounted Punch	ⓧ+ⓧ							
ⓧ+ⓐ	Hair Whip	ⓧ+ⓐ							
Near feet of face-up opponent			Attack using ropes while standing near ropes								
ⓧ+ⓧ	Thigh Kick	ⓧ+ⓧ or ⓧ+ⓐ	n/a						
ⓧ+ⓐ	Half Boston Crab	Tag Team near opponent who is near ropes								
Near head of face-down opponent			ⓧ+ⓧ or ⓧ+ⓐ	3D						
ⓧ+ⓧ	Face Pound	Walking								
ⓧ+ⓐ	Back Mount Punch	ⓧ	Men Walk 1						

ANSWER: The Dudley Boyz have held the WWE Tag Team Titles seven times. They've beaten the following tag teams for them: The New Age Outlaws (Billy Gunn and The Road Dogg), Edge & Christian (twice), Chris Benoit and Chris Jericho, Kane and Undertaker, the Hardy Boyz, and William Regal and Lance Storm.

CHAVO GUERRERO™

Bio

Besides being able to fly around the ring at lightning-quick speed, Chavo Guerrero holds another advantage over his competitors. Growing up surrounded by legendary competitors in the famed Guerrero family prepared Chavo for the rigors of sports entertainment. Because of his extensive knowledge and experience, Chavo was chosen as a trainer for Tough Enough 2 where he helped coach newcomers to become the Superstars of tomorrow.

The quick and agile Guerrero helps add even more skill and flash to the Cruiserweight Division. He's a perennial contender for the Cruiserweight Title. Or, teaming with his uncle Eddie, he's always in the running for the WWE Tag Team Championship.

STATS

Height: 5' 9"
Weight: 210 lbs.
From: El Paso, TX
Finishing Move: Brainbuster
Career Highlights:
 WWE Cruiserweight Champion; WCW Tag Team Champion; WWE Tag Team Champion



QUESTION: Chavo Guerrero comes from a family of wrestlers. Can you name the other members of the Guerrero wrestling dynasty? (Answer at bottom of next page.)

SPECIAL MOVES



Stalling
Brainbuster™



Low Blow



Body Press



CHAVO GUERRERO™'S MOVES

CHAVO GUERRERO™

Commands	Condition	Move Name	Commands	Condition	Move Name	Commands	Condition	Move Name	Commands	Condition	Move Name	
Versus Standing Opponent												
Striking												
X		Right Punch 2		Near feet of face-down opponent	⊕+X		Kneecrusher		From top turnbuckle, opponent outside ring	X or A		Drop Kick
⊕+X		Drop Kick 1			⊕+A		STF		From top turnbuckle, opponent in ring	A		Frog Splash
⊕+X		Right Toe Kick 1		Running Moves					From second turnbuckle, opponent in ring	X		Double Axe Handle
⊕+X		Right Body Punch 1		Striking: running at standing opponent	X		Drop Kick 1			⊕+A		Drop Kick
⊕+X		Chop 2		Striking: running at opponent on ground	X		Elbow Drop 2		Apron and Rope Moves			
Grappling from the front												
X		Kick to Mid-Section		Striking: while standing vs. running opponent	X		Huracanrana		Facing opponent at ropes, both Superstars in ring	X or A		Elbow Strike Combo 1
⊕+X		Drop Kick			⊕		One-Hand Facecrusher		Facing opponent at ropes, both Superstars in ring	⊕+X or ⊕+A		Stomping
⊕+X		Double Axe Handle 2		Grapple: running toward face of standing opponent	A		Back Body Drop			⊕+X or ⊕+A		DDT 1
⊕+X		Upper Elbow 3		Grapple: running toward back of standing opponent	A		Huracanrana			⊕+X or ⊕+A		Chop 1
⊕+X		Elbow 1		Grapple: while standing vs. running opponent	A		Back Elbow Strike		Standing on apron, facing opponent in ring near ropes	⊕+X or ⊕+A		Upper Elbow
A		Snap Suplex			⊕+A		Drop Kick 2		Standing on apron, behind opponent in ring near ropes	A		Sleeper Hold
⊕+A		Snapmare 2		Turnbuckle Moves					Standing near ropes, facing opponent on apron	A		Stun Gun
⊕+A		Huracanrana to Pin		Grapple facing opponent standing in turnbuckle	X or A		Punch-Kick Combo		Flying Attack: standing near ropes, opponent outside ring	⊕ toward rope + A		Plancha 2
⊕+A		Neckbreaker 1			⊕+X or ⊕+A		Huracanrana		Flying Attack: running to ropes, opponent outside ring	⊕ toward rope + A		Baseball Slide Kick
⊕+A		DDT 1		Leap frog	⊕+X or ⊕+A		Stomping-Choke		Flying Attack: standing on apron, opponent outside ring	⊕ toward opponent + A		Double Axe Handle
Grappling from behind												
X		Elbow to Back 2		⊕ (hold)			Shove 2		Flying Attack: running along apron, opponent outside ring	⊕ toward opponent + A		Drop Kick
⊕+X		Shinbreaker					Chop 1		Flying Attack: standing on apron, opponent in ring	⊕ toward opponent + A		Swan Dive Body Attack
⊕+X		Drop Kick		Body Press					Attack using ropes while standing near ropes	⊕ toward rope + A		Drop Kick
⊕+X		Elbow to Head 3		Grapple behind opponent standing in turnbuckle	X or A		Elbow to Head		Tag Team near opponent who is near ropes	⊕+X or ⊕+A		Drop Kick
⊕+X		Headsnap			⊕+X or ⊕+A		Corner Pound Combo					
A		Russian Leg Sweep		Tag Team facing opponent standing in turnbuckle	⊕+X or ⊕+A		Headcrusher					
⊕+A		German Suplex 1			⊕+X or ⊕+A		Corner Pound 2					
⊕+A		School Boy		Tag Team behind opponent standing in turnbuckle	⊕+X or ⊕+A		Back Elbow					
⊕+A		Back Drop 2			⊕+X or ⊕+A		Back Drop					
⊕+A		Bulldog		Tag Team near opponent who is near ropes	⊕+X or ⊕+A		Back Drop					
Low Blow												
Tag Team in front of opponent												
⊕+X or ⊕+A		Brainbuster		Climbing turnbuckle, opponent in ring	⊕+X or ⊕+A		Climbing F1					
Tag Team surrounding opponent												
⊕+X or ⊕+A		Chop		Climbing turnbuckle, opponent outside ring	⊕+X or ⊕+A		Climbing B					
Tag Team behind opponent												
⊕+X or ⊕+A		Double Back Drop										
Versus Opponent on the Ground												
Striking												
X		Stomping 1										
⊕+X		Elbow Drop 1										
⊕+X		Side Mounted Punch										
⊕+A		Head Pound										
⊕+X		Thigh Kick										
⊕+A		Half Boston Crab										
⊕+X		Face Pound										
⊕+A		La Magistral										

ANSWER: Chavo's uncle Eddie is a WWE Superstar. His uncles Hector and Mando are famous Mexican wrestlers, as is his father, Chavo Guerrero Sr.

www.primagames.com

CHRIS BENOIT™

Bio

Chris Benoit touts himself as the greatest technical wrestler in the world—and few would argue with him.

Benoit's journey to get to World Wrestling Entertainment began in his hometown in Edmonton, Alberta, Canada. After working years in Canada, Japan, Extreme Championship Wrestling and WCW, Benoit finally entered WWE in 1999, along with his friends Dean Malenko, Perry Saturn and Eddie Guerrero.

Benoit quickly found success in WWE, capturing the Intercontinental Championship numerous times, and even becoming WWE World Tag Team Champion along with Chris Jericho.

After being forced to sit out from in-ring action for more than a year, Chris Benoit returned to WWE programming on June 3, 2002, on Raw, which was airing live from his hometown in Edmonton. Since returning, Benoit has made it clear that he wants to be back right where he was before his injury—right in the middle of the WWE Championship hunt!

STATS

Height: 5' 10"
Weight: 220 lbs.
From: Edmonton, Alberta, Canada
Finishing Move: Crossface
Career Highlights:
 Intercontinental Champion,
 WWE World Tag Team
 Champion, WWE Tag Team
 Champion



QUESTION: Chris Benoit was out of action for about 12 months in 2001 and 2002 after having spinal fusion surgery. Which other current WWE Superstars have had to have this surgery? (Answer at bottom of next page.)



Crossface™



Triple German Suplex



Diving Headbutt

SPECIAL MOVES



CHRIS BENOIT™'S MOVES

Condition	Commands	Move Name	Condition	Commands	Move Name	Condition	Commands	Move Name
	Versus Standing Opponent						Special Moves	
	Striking			Near feet of facedown opponent			Holding chair, facing opponent	
	X	Right Punch 2		⊕+X	Kneecrusher		⊕+X	Body Stab
	⊕+X	Low Drop Kick 1		⊕+A	Half Boston Crab		⊕+A	Chair Attack
	⊕+X	Right Toe Kick 1		Running Moves			Holding chair, behind opponent	
	⊕+X	Right Body Punch 1		Striking: running at standing opponent			⊕+X	Stab
	⊕+X	Chop 2		X	Clothesline 2		⊕+A	Chair Attack
	Grappling from the front			Striking: running at opponent on ground			Holding chair, facing opponent in turnbuckle	
	X	Kick to Mid-Section		X	Stomping		⊕+X	Chair Attack
	⊕+X	Low Drop Kick		Striking: while standing vs. running opponent			⊕+A	Chair to Back
	⊕+X	Enzuigiri		X	Neckbreaker		Holding chair, behind opponent in turnbuckle	
	⊕+X	Chop 3		⊕	Bulldog		⊕+X	Chair Attack
	⊕+X	Headbutt		Grapple: running toward face of standing opponent			⊕+A	Stab
	A	Snap Suplex		A	Back Body Drop		Holding chair, opponent on ropes	
	⊕+A	Stalling Brainbuster		Grapple: running toward back of standing opponent			⊕+X	Body Stab
	⊕+A	Northern Lights Suplex 2		A	Legscissors		⊕+A	Counter Strike
	⊕+A	DDT		Grapple: while standing vs. running opponent			Grapple atop small ladder	
	⊕+A	High Angle Scoop Slam		A	Back Elbow Strike		⊕+X	Suplex
	X+A	Crossface		⊕+A	Kitchen Sink 1		⊕+A	Suplex
	Grappling from behind			Leap frog			Grapple atop large ladder	
	X	Back Rake 2		⊕ (hold)	Step Drop Kick 2		⊕+X	Suplex
	⊕+X	Headsnap		Turnbuckle Moves			⊕+A	Suplex
	⊕+X	Back Lariat		Grapple facing opponent standing in turnbuckle			Flying attack from above vs. opponent below	
	⊕+X	Elbow to Head 3		X or A	3 Chops		⊕ toward opponent + A	Double Axe Handle
	⊕+X	Headbutt from Behind		⊕+X or ⊕+A	Superplex		Grapple on the edge of a cage	
	A	Reverse Brainbuster		⊕+X or ⊕+A	Mudhole Stomping		⊕+X or ⊕+A	Knuckle
	⊕+A	Back Drop 3		⊕+X or ⊕+A	Chop 2		Taunting	
	⊕+A	Side Armlock		⊕+X or ⊕+A	Chop 1		Standing taunt	
	⊕+A	German Suplex 1		X+A	Diving Headbutt		⊕+B	Benoit 3
	⊕+A	Belly to Back Suplex		Grapple behind opponent standing in turnbuckle			⊕+B	Benoit 4
	X+A	Triple German Suplex		X or A	Corner Pound Combo		Taunt from top turnbuckle	
	Tag Team in front of opponent			⊕+X or ⊕+A	Headcrusher		B	F Stand Up
	⊕+X or ⊕+A	Drop Kick		⊕+X or ⊕+A	Corner Pound 2		Taunt in corner of ring	
	Tag Team surrounding opponent			⊕+X or ⊕+A	Elbow to Head		Taunt from ring apron	
	⊕+X or ⊕+A	Chop		⊕+X or ⊕+A	Back Elbow		⊕+B	Benoit
	Tag Team behind opponent			X+A	Back Drop		⊕+B	Come Back!
	⊕+X or ⊕+A	Double Back Drop		Tag Team facing opponent standing in turnbuckle			Movement	
	Versus Opponent on the Ground			⊕+X or ⊕+A	Brainbuster		Walking	
	Striking			Tag Team behind opponent standing in turnbuckle			⊕	Men Walk 1
	X	Stomping 3		⊕+X or ⊕+A	Back Drop		Moving from ring to apron	
	⊕+X	Elbow Drop 1		⊕+X or ⊕+A	Back Drop		⊕ toward ring + ⊕	Normal
	Near head of face-up opponent			Climbing turnbuckle, opponent in ring			Entering ring from apron	
	⊕+X	Side Mounted Punch		⊕+X or ⊕+A	Climbing F1		⊕ toward ring + A	Apron to Ring
	⊕+A	Dragon Sleeper 2		Climbing turnbuckle, opponent in ring			⊕ toward rope + hold A	Ring to Apron
	Near feet of face-up opponent			⊕+X or ⊕+A	Climbing B		Running from ring to apron	
	⊕+X	Thigh Kick		From top turnbuckle, opponent outside ring			⊕ toward rope + hold A	Ring to Apron
	⊕+A	Half Boston Crab		X or A	Drop Kick		Running from outside to ring	
	Near head of face-down opponent			From top turnbuckle, opponent in ring			⊕ toward rope + hold A	Out to Ring
	⊕+X	Face Pound		A	Diving Headbutt 1			
	X+A	Crossface		X	Double Axe Handle			
				From second turnbuckle, opponent in ring				
				⊕+A	Drop Kick			
				Apron and Rope Moves				
				Facing opponent at ropes, both Superstars in ring				
				X or A	Punch Combo			
				⊕+X or ⊕+A	Stomping			
				⊕+X or ⊕+A	DDT 1			
				⊕+X or ⊕+A	Double Chop			
				⊕+X or ⊕+A	Elbow Strike 1			
				*X+A	Crossface			
				Standing on apron, facing opponent in ring near ropes				
				A	Front Rope Stun Gun			
				Standing on apron, behind opponent in ring near ropes				
				A	Sleeper Hold			
				Standing near ropes, facing opponent on apron				
				A	Suplex 1			
				Flying Attack: standing near ropes, opponent outside ring				
				⊕ toward rope + A	Plancha 2			
				Flying Attack: running to ropes, opponent outside ring				
				⊕ toward rope + A	n/a			
				Flying Attack: standing on apron, opponent outside ring				
				⊕ toward opponent + A	Double Axe Handle			
				Flying Attack: running along apron, opponent outside ring				
				⊕ toward opponent + A	Double Axe Handle			
				Flying Attack: standing on apron, opponent in ring				
				⊕ toward opponent + A	n/a			
				Attack using ropes while standing near ropes				
				⊕ toward rope + A	n/a			
				Tag Team near opponent who is near ropes				
				⊕+X or ⊕+A	Drop Kick			

ANSWER: In addition to Chris Benoit, Stone Cold Steve Austin, Edge, Rhyno, Hardcore Holly, Scotty 2 Hotty, and Lita have had spinal fusion surgery; Kurt Angle was scheduled to have it in early 2003, but he opted for a less invasive surgery instead.

CHRIS JERICO®

Bio


For more than a century, wrestling fans debated over which promotion possessed the true World Champion. Even while men like Hulk Hogan, "Macho Man" Randy Savage and Shawn Michaels wore WWE gold, matwatchers were torn—since other organizations, like WCW, had their own kingpins. On December 9, 2001, Chris Jericho brought the argument to an end when he became the first Superstar to unify the World Championship titles of both WWE and WCW. Today, Jericho remains a top contender—as well as one of the most aggravating men on the roster. In his new interview segment on Raw, *Chris Jericho's Highlight Reel*, he antagonizes guests with his caustic comments and boasts of being "King of the World." But neither his fellow Superstars nor the fans can deny his skill. He backs up his mouth in the ring using guile, style and his excruciatingly painful finisher the Walls of Jericho.

STATS Height: 6' 0"
Weight: 231 lbs.

From: Winnipeg, Manitoba, Canada

Finishing Move: The Walls of Jericho

Career Highlights: Undisputed WWE Champion, WCW Champion, Intercontinental Champion (4), European Champion, Hardcore Champion, Tag Team Champion (3), WCW TV Champion; WCW Cruiserweight Champion



QUESTION: Chris Jericho's father, Ted Irvine, was a professional hockey player who played for four different NHL teams in his career. How many of them can you name? (Answer at bottom of next page.)

SPECIAL MOVES



Walls of Jericho™



Y2J™ Facecrusher



Y2J™ Full Course



CHRIS JERICHO'S MOVES

CHRIS JERICHO®

Commands	Condition	Move Name
Versus Standing Opponent		
Striking		
X		Right Punch 2
⬆+X		Low Drop Kick 1
⬆+X		Right Toe Kick 1
⬅+X		Chop 2
⬆+X		Drop Kick 4
Grappling from the front		
X		Kick to Mid-Section
⬆+X		Arm Drag
⬆+X		Enzuigiri
⬅+X		Chop 3
⬆+X		Facecrusher
A		DDT
⬆+A		Double Arm Backbreaker
⬆+A		Small Package Hold
⬆+A		Suplex 1
⬆+A		Neckbreaker 2
X+A		Walls of Jericho
Grappling from behind		
X		Back Rake 2
⬆+X		Back Drop 1
⬆+X		Facecrusher
⬅+X		Elbow to Head 3
⬆+X		Elbow to Head 1
A		Sleeper Hold
⬆+A		German Suplex 3
⬆+A		School Boy
⬅+A		Pendulum Backbreaker
⬆+A		Reverse DDT
X+A		Y2J Facecrusher
Tag Team in front of opponent		
⊕+X or ⊕+A		Brainbuster
Tag Team surrounding opponent		
⊕+X or ⊕+A		Chop
Tag Team behind opponent		
⊕+X or ⊕+A		Double Facecrusher
Versus Opponent on the Ground		
Striking		
X		Soccer Ball Kick
⊕+X		Elbow Drop 1
Near head of face-up opponent		
⊕+X		Side Mounted Punch
⊕+A		Facetwister
Near feet of face-up opponent		
⊕+X		Thigh Kick
⊕+A		Walls of Jericho
Near head of face-down opponent		
⊕+X		Face Pound
⊕+A		La Magistral

Commands	Condition	Move Name
⊕+X	Near feet of face-down opponent	Kneecrusher
⊕+A		Half Boston Crab
Running Moves		
Striking: running at standing opponent		
X		Flying Chop
Striking: running at opponent on ground		
X		Stomping
Striking: while standing vs. running opponent		
X		Neckbreaker
⊕		One-Hand Facecrusher
Grapple: running toward face of standing opponent		
A		Back Body Drop
Grapple: running toward back of standing opponent		
A		Flapjack
Grapple: while standing vs. running opponent		
A		Back Elbow Strike
⊕+A		Flying Wheel Kick 1
Leap frog		
⊕ (hold)		Wheel Kick
Turnbuckle Moves		
Grapple facing opponent standing in turnbuckle		
X or A		3 Chops
⬆+X or ⬆+A		Punch
⬆+X or ⬆+A		Mudhole Stomping
⬅+X or ⬅+A		Chop 2
⬆+X or ⬆+A		Chop 1
X+A		Y2J Full Course
Grapple behind opponent standing in turnbuckle		
X or A		Elbow to Head
⬆+X or ⬆+A		Headcrusher
⬆+X or ⬆+A		Corner Pound 2
⬅+X or ⬅+A		Lariat
⬆+X or ⬆+A		Back Elbow
X+A		Back Drop
Tag Team facing opponent standing in turnbuckle		
⊕+X or ⊕+A		Brainbuster
Tag Team behind opponent standing in turnbuckle		
⊕+X or ⊕+A		Back Drop
Climbing turnbuckle, opponent in ring		
⊕+X or ⊕+A		Climbing F 1

Commands	Condition	Move Name
Climbing turnbuckle, opponent outside ring		
⊕+X or ⊕+A		Climbing B
From top turnbuckle, opponent outside ring		
X or A		Drop Kick
From top turnbuckle, opponent in ring		
A		Body Attack
X		Double Axe Handle
From second turnbuckle, opponent in ring		
⊕+A		Drop Kick
Apron and Rope Moves		
Facing opponent at ropes, both Superstars in ring		
X or A		Punch Combo
⬆+X or ⬆+A		Stomping
⬆+X or ⬆+A		Legchoke
⬅+X or ⬅+A		Chop
⬆+X or ⬆+A		Elbow Strike 1
X+A		Y2J Full Course
Standing on apron, facing opponent in ring near ropes		
A		Front Rope Stun Gun
Standing on apron, behind opponent in ring near ropes		
A		Sleeper Hold
Standing near ropes, facing opponent on apron		
A		Stun Gun
Flying Attack: standing near ropes, opponent outside ring		
⊕ toward rope + A		Plancha 2
Flying Attack: running to ropes, opponent outside ring		
⊕ toward rope + A		Suicide Dive
Flying Attack: standing on apron, opponent outside ring		
⊕ toward opponent + A		Double Axe Handle
Flying Attack: running along apron, opponent outside ring		
⊕ toward opponent + A		Drop Kick
Flying Attack: standing on apron, opponent in ring		
⊕ toward opponent + A		Swan Dive Drop Kick
Attack using ropes while standing near ropes		
⊕ toward rope + A		Lionsault
Tag Team near opponent who is near ropes		
⊕+X or ⊕+A		Hip Toss

Commands	Condition	Move Name
Special Moves		
Holding chair, facing opponent		
⊕+X		Body Stab
⊕+A		DDT
Holding chair, behind opponent		
⊕+X		Stab
⊕+A		Back Drop
Holding chair, facing opponent in turnbuckle		
⊕+X		Chair Attack
⊕+A		Chair to Back
Holding chair, behind opponent in turnbuckle		
⊕+X		Chair Attack
⊕+A		Stab
Holding chair, opponent on ropes		
⊕+X		Body Stab
⊕+A		Counter Strike
Grapple atop small ladder		
⊕+X		Suplex
⊕+A		Suplex
Grapple atop large ladder		
⊕+X		Suplex
⊕+A		Facecrusher
Flying attack from above vs. opponent below		
⊕ toward opponent + A		Double Axe Handle
Grapple on the edge of a cage		
⊕+X or ⊕+A		Knuckle
Taunting		
Standing taunt		
⬆+B		Y2J 3
⬆+B		Y2J 4
Taunt from top turnbuckle		
B		F Stand Up
Taunt in corner of ring		
B		Look Around
Taunt from ring apron		
⬆+B		Y2J
⬆+B		Taunt 5
Movement		
Walking		
⊕		Men Walk 1
Moving from ring to apron		
⊕ toward ring + B		Normal
Entering ring from apron		
⊕ toward ring + A		Apron to Ring
Running from ring to apron		
⊕ toward rope + hold A		Ring to Apron
Running from outside to ring		
⊕ toward rope + hold A		Out to Ring

CHRIS NOWINSKI™

Bio

Christopher Nowinski has only been in WWE for a short period of time, but he has already become one of the game's most antagonizing Superstars. This should not come as a shock to his fellow WWE Superstars, however. As a cast member of the first-ever *Tough Enough*, Nowinski made it clear that he felt he was better than his housemates by flaunting his Harvard education.

Unfortunately for Nowinski, his Harvard degree did not earn him a contract with WWE. Rather, World Wrestling Entertainment officials awarded Maven the WWE contract. The fact that he didn't win a WWE contract during the competition didn't slow his training, though. He actually became more determined than ever to become a WWE Superstar.

A successful stint on the independent wrestling scene caused WWE officials to take notice of the bright young star. Soon after, Nowinski was offered a WWE contract. Nowinski didn't come into WWE as most rookies do, however. Rather than being seen and not heard, Nowinski bragged to everybody that he was better than them due to his Harvard education.

STATS

Height: 6' 5"
Weight: 270 lbs.
From: Boston, MA
Finishing Move: Full-Nelson Slam



QUESTION: Chris Nowinski was one of the three male finalists from the first season of *WWE Tough Enough*. All three finalists wound up working for WWE. Who are the other two, and what do they do for the company? (Answer at bottom of next page.)

SPECIAL MOVES



Pining Powerbomb



Full Nelson Slam



Superplex



CHRIS NOWINSKI™'s MOVES

CHRIS NOWINSKI™

Condition	Move Name	Condition	Move Name	Condition	Move Name	Condition	Move Name
Versus Standing Opponent						Special Moves	
Striking		Near feet of face-down opponent		Climbing turnbuckle, opponent outside ring		Holding chair, facing opponent	
X	Right Punch 2	⊕+X	Kneecrusher	⊕+X or ⊕+A	Climbing B	⊕+X	Body Stab
⊕+X	Drop Kick 1	⊕+A	Punches to Head	From top turnbuckle, opponent outside ring		⊕+A	Chair Attack
⊕+X	Right Toe Kick 1	Running Moves		From top turnbuckle, opponent in ring		Holding chair, behind opponent	
⊕+X	Chop 2	Striking: running at standing opponent		X or A	Drop Kick	⊕+X	Stab
⊕+X	Overhand Palm Strike 2	X	Clothesline 1	A	Double Axe Handle	⊕+A	Chair Attack
Grappling from the front		Striking: running at opponent on ground		X	Double Axe Handle	Holding chair, facing opponent in turnbuckle	
X	Kick to Mid-Section	X	Elbow Drop 2	From second turnbuckle, opponent in ring		⊕+X	Chair Attack
⊕+X	Chinbreaker 1	X	Neckbreaker	⊕+A	Drop Kick	⊕+A	Chair to Back
⊕+X	Double Axe Handle 2	Striking: while standing vs. running opponent		Apron and Rope Moves		Holding chair, behind opponent in turnbuckle	
⊕+X	Eye Rake 2	X	Neckbreaker	Facing opponent at ropes, both Superstars in ring		⊕+X	Chair Attack
⊕+X	Elbow 1	⊕	Bulldog	X or A	Punch Combo	⊕+A	Stab
A	Scoop Slam 1	Grapple: running toward face of standing opponent		⊕+X or ⊕+A	Stomping	⊕+X	Body Stab
⊕+A	Suplex 1	A	Back Body Drop	⊕+X or ⊕+A	Leg Choke	⊕+A	Counter Strike
⊕+A	Small Package Hold	Grapple: running toward back of standing opponent		⊕+X or ⊕+A	Snapmare	Grapple atop small ladder	
⊕+A	Tackle	A	Arm Drag 1	⊕+X or ⊕+A	Elbow Strike 1	⊕+X	Suplex
⊕+A	DDT 1	⊕+A	Brainbuster 1	X+A	Brainbuster 1	⊕+A	Suplex
X+A	Pinning Powerbomb	Grapple: while standing vs. running opponent		Standing on apron, facing opponent in ring near ropes		Grapple atop large ladder	
Grappling from behind		A	Back Elbow Strike	A	Front Rope Stun Gun	⊕+X	Arm Drag
X	Elbow to Back 2	⊕+A	Drop Kick 2	Standing on apron, behind opponent in ring near ropes		⊕+A	Suplex
⊕+X	Headsnap	Leap frog		A	Sleeper Hold	Flying attack from above vs. opponent below	
⊕+X	Back Lariat	Turnbuckle Moves		Standing near ropes, facing opponent on apron		⊕ toward opponent + A	Double Axe Handle
⊕+X	Elbow to Head 3	Grapple facing opponent standing in turnbuckle		Flying Attack: standing near ropes, opponent outside ring		⊕+X or ⊕+A	Knuckle
⊕+X	Shinbreaker	X or A	Punching from Turnbuckle	Flying Attack: running to ropes, opponent outside ring		Taunting	
A	Russian Leg Sweep	⊕+X or ⊕+A	Punch-Kick Combo	⊕ toward rope + A	n/a	Standing taunt	
⊕+A	Neckbreaker	⊕+X or ⊕+A	Mudhole Stomping	Flying Attack: standing on apron, opponent outside ring		⊕+B	Nowinski
⊕+A	School Boy	⊕+X or ⊕+A	Chop 1	⊕ toward rope + A	Baseball Slide Kick	⊕+B	Raise Arm
⊕+A	Back Drop 2	⊕+X or ⊕+A	Back Elbow Strike	Flying Attack: standing on apron, opponent outside ring		Taunt from top turnbuckle	
⊕+A	Facecrusher	X+A	Superplex	⊕ toward opponent + A	Double Axe Handle	B	F Stand Up
Tag Team in front of opponent		Grapple behind opponent standing in turnbuckle		Flying Attack: running along apron, opponent outside ring		Taunt in corner of ring	
⊕+X or ⊕+A	Brainbuster	X or A	Corner Pound Combo	⊕ toward opponent + A	Double Axe Handle	Taunt in corner of ring	
⊕+X or ⊕+A	Chop	⊕+X or ⊕+A	Elbow to Head	Flying Attack: standing on apron, opponent outside ring		Taunt from ring apron	
⊕+X or ⊕+A	Double Back Drop	⊕+X or ⊕+A	Headcrusher	⊕ toward opponent + A	Double Axe Handle	⊕+B	Clap Hand 1
Versus Opponent on the Ground		⊕+X or ⊕+A	Corner Pound 2	Flying Attack: running along apron, opponent outside ring		⊕+B	Come Back!
Striking		⊕+X or ⊕+A	Back Elbow	Walking			
X	Stomping 1	X+A	Back Drop	⊕	Men Walk 1		
⊕+X	Elbow Drop 1	Tag Team facing opponent standing in turnbuckle		⊕	Moving from ring to apron		
Near head of face-up opponent		⊕+X or ⊕+A	Brainbuster	⊕ toward ring + ⊕	Normal		
⊕+X	Side Mounted Punch	Tag Team behind opponent standing in turnbuckle		Entering ring from apron			
⊕+A	Head Pound	⊕+X or ⊕+A	Back Drop	⊕ toward ring + A	Apron to Ring		
Near feet of face-up opponent		⊕+X or ⊕+A	Climbing turnbuckle, opponent in ring	Running from ring to apron			
⊕+X	Thigh Kick	⊕+X or ⊕+A	Climbing F 1	⊕ toward rope + hold A	Ring to Apron		
⊕+A	Half Boston Crab			Running from outside to ring			
Near head of face-down opponent				⊕ toward rope + hold A	Out to Ring		
⊕+X	Face Pound						
⊕+A	Camel Clutch						

ANSWER: The other two male finalists were Maven Huffman and Josh Mathews. Maven is a full-time WWE Superstar, and Josh Mathews is a backstage interviewer and the host of WWE Velocity.

CHRISTIAN[®]

BIO


The Rock is arguably the all-time greatest entertainer in the history of professional wrestling. So to get a compliment from him means a great deal. Christian recently received the greatest of compliments from The People's Champ when The Rock told him that he was his favorite wrestler. Christian obviously returned the compliment and the two went on to develop a great friendship.

When The Rock left Raw to make another movie, he anointed Christian the New People's Champ. Christian does not take this title lightly. As the New People's Champ, Christian claims that everything he does in the ring is done for all of his "peeps."

As of late, Christian's in-ring performance has been superb. His athleticism brought him to the Intercontinental Championship once again when he recently defeated Booker T at a non-televised event. In addition to his athleticism, Christian's charisma always make for an entertaining segment of Raw.

STATS

Height: 5'10"
Weight: 215 lbs.
From: Toronto, Ontario, Canada
Finishing Move: The Unprettier
Career Highlights:
 Intercontinental Champion,
 Tag Team Champion,
 Light Heavyweight Champion,
 European Champion




QUESTION: Christian has held the World Tag Team Title a grand total of nine times. Who were his three tag-team partners during his title runs? (Answer at bottom of next page.)



Impaler™



DDT 3



Superplex

SPECIAL MOVES



CHRISTIAN'S MOVES

Commands	Condition	Move Name
Versus Standing Opponent		
Striking		
X		Right Punch 2
⬇️+X		Low Drop Kick 1
⬆️+X		Right Toe Kick 1
⬅️+X		Chop 2
⬆️+X		Elbow Strike 1
Grappling from the front		
X		Punch 4
⬇️+X		Short Range Lariat 2
⬆️+X		Fist to Back
⬅️+X		Eye Rake 2
⬆️+X		Chinbreaker 2
A		Russian Leg Sweep
⬇️+A		Manhattan Drop
⬆️+A		Small Package Hold
⬅️+A		Northern Lights Suplex 1
⬆️+A		Facecrusher
X+A		DDT 3
Grappling from behind		
X		Elbow to Back 2
⬇️+X		Headsnap
⬆️+X		Back Lariat
⬅️+X		Elbow to Head 3
⬆️+X		Elbow to Back 1
A		Russian Leg Sweep
⬇️+A		Reverse DDT
⬆️+A		School Boy
⬅️+A		Quick Backbreaker
⬆️+A		Sleeper Hold
X+A		Impaler
Tag Team in front of opponent		
⊕+X or ⊕+A		Brainbuster
Tag Team surrounding opponent		
⊕+X or ⊕+A		Chop
Tag Team behind opponent		
⊕+X or ⊕+A		Double Back Drop
Versus Opponent on the Ground		
Striking		
X		Stomping 1
⊕+X		Soccer Ball Kick
Near head of face-up opponent		
⊕+X		Side Mounted Punch
⊕+A		Neckchoke
Near feet of face-up opponent		
⊕+X		Thigh Kick
⊕+A		Half Boston Crab
Near head of face-down opponent		
⊕+X		Face Pound
⊕+A		Back Mount Punch

Commands	Condition	Move Name
⊕+X	Near feet of face-down opponent	Kneecrusher
⊕+A		Punches to Head
Running Moves		
Striking: running at standing opponent		
X		Flying Body Press
Striking: running at opponent on ground		
X		Stomping
Striking: while standing vs. running opponent		
X		Neckbreaker
⊕		One-Hand Facecrusher
Grapple: running toward face of standing opponent		
A		Manhattan Drop
Grapple: running toward back of standing opponent		
A		Powerslam
Grapple: while standing vs. running opponent		
A		Back Elbow Strike
⊕+A		Drop Kick 1
Leap frog		
⊕ (hold)		Step Drop Kick 2
Turnbuckle Moves		
Grapple facing opponent +standing in turnbuckle		
X or A		Punching from Turnbuckle
⬇️+X or ⬇️+A		Punch
⬆️+X or ⬆️+A		Mudhole Stomping
⬅️+X or ⬅️+A		Chop 1
⬆️+X or ⬆️+A		Back Elbow Strike
X+A		Superplex
Grapple behind opponent standing in turnbuckle		
X or A		Corner Pound Combo
⬇️+X or ⬇️+A		Headcrusher
⬆️+X or ⬆️+A		Corner Pound 2
⬅️+X or ⬅️+A		Drop Kick
⬆️+X or ⬆️+A		Back Elbow
X+A		Back Drop
Tag Team facing opponent standing in turnbuckle		
⊕+X or ⊕+A		Brainbuster
Tag Team behind opponent standing in turnbuckle		
⊕+X or ⊕+A		Back Drop
Climbing turnbuckle, opponent in ring		
⊕+X or ⊕+A		Climbing F 1

Commands	Condition	Move Name
Climbing turnbuckle, opponent outside ring		
⊕+X or ⊕+A		Climbing B
From top turnbuckle, opponent outside ring		
X or A		Drop Kick
From top turnbuckle, opponent in ring		
A		Diving Elbow
X		Double Axe Handle
From second turnbuckle, opponent in ring		
⊕+A		Drop Kick
Apron and Rope Moves		
Facing opponent at ropes, both Superstars in ring		
X or A		Punch Combo
⬇️+X or ⬇️+A		DDT 1
⬆️+X or ⬆️+A		Stomping
⬅️+X or ⬅️+A		Hammer Attack
⬆️+X or ⬆️+A		Elbow Strike 1
X+A		Piledriver
Standing on apron, facing opponent in ring near ropes		
A		Front Rope Stun Gun
Standing on apron, behind opponent in ring near ropes		
A		Sleeper Hold
Standing near ropes, facing opponent on apron		
A		Stun Gun
Flying Attack: standing near ropes, opponent outside ring		
⊕ toward rope + A		Plancha 2
Flying Attack: running to ropes, opponent outside ring		
⊕ toward rope + A		Baseball Slide Kick
Flying Attack: standing on apron, opponent outside ring		
⊕ toward opponent + A		Double Axe Handle
Flying Attack: running along apron, opponent outside ring		
⊕ toward opponent + A		Double Axe Handle
Flying Attack: standing on apron, opponent in ring		
⊕ toward opponent + A		n/a
Attack using ropes while standing near ropes		
⊕ toward rope + A		n/a
Tag Team near opponent who is near ropes		
⊕+X or ⊕+A		Hip Toss

Commands	Condition	Move Name
Special Moves		
Holding chair, facing opponent		
⊕+X		Body Stab
⊕+A		DDT
Holding chair, behind opponent		
⊕+X		Stab
⊕+A		Back Drop
Holding chair, facing opponent in turnbuckle		
⊕+X		Chair Attack
⊕+A		Chair to Back
Holding chair, behind opponent in turnbuckle		
⊕+X		Chair Attack
⊕+A		Stab
Holding chair, opponent on ropes		
⊕+X		Body Stab
⊕+A		Counter Strike
Grapple atop small ladder		
⊕+X		Suplex
⊕+A		Suplex
Grapple atop large ladder		
⊕+X		Arm Drag
⊕+A		Suplex
Flying attack from above vs. opponent below		
⊕ toward opponent + A		Double Axe Handle
Grapple on the edge of a cage		
⊕+X or ⊕+A		Knuckle
Taunting		
Standing taunt		
⬆️+Ⓡ		Christian 1
⬆️+Ⓡ		Christian 2
Taunt from top turnbuckle		
Ⓡ		F Stand Up
Taunt in corner of ring		
Ⓡ		Christian
Taunt from ring apron		
⬆️+Ⓡ		Christian
⬆️+Ⓡ		Come Back!
Movement		
Walking		
⊕		Men Walk 1
Moving from ring to apron		
⊕ toward ring + Ⓡ		Normal
Entering ring from apron		
⊕ toward ring + A		Apron to Ring
Running from ring to apron		
⊕ toward rope + hold A		Ring to Apron
Running from outside to ring		
⊕ toward rope + hold A		Out to Ring

CHUCK PALUMBO™

Bio

Chuck Palumbo received much acclaim in his short career as the tag team partner of Billy Gunn. But now, he's returned to his Mediterranean roots as a member of the FBI. In his days with the old WCW, Palumbo displayed his innate courage by taking on rugged veteran Lex Luger. After his "commitment ceremony" to Billy Gunn was revealed as a publicity stunt, Palumbo sought out his *paisans* for career advancement, and they rewarded the Superstar by deeming him a "made man."

STATS

Height: 6'6"
Weight: 281 lbs.
From: San Diego, CA
Finishing Move: Superkick
Career Highlights:
 WWE Tag Team Champion,
 WCW Tag Team Champion

**CHUCK
PALUMBO**



QUESTION:

Chuck Palumbo was a two-time WWE Tag Team Champion with Billy Gunn. Whom did they beat for the tag straps?
(Answer at bottom of next page.)



Chuck Side Kick



Back Drop 3



Superplex

SPECIAL MOVES

CHUCK PALUMBO™'S MOVES



Commands	Condition	Move Name
Versus Standing Opponent		
Striking		
X		Right Punch 2
△+X		Rolling Punch 4
⬇+X		Right Toe Kick 1
⬅+X		Step Side Kick 3
⬆+X		Short-Range Clothesline 4
Grappling from the front		
X		Kick to Mid-Section
△+X		Short Range Lariat 2
⬇+X		Fist to Back
⬅+X		Eye Rake 2
⬆+X		Chop 2
A		Russian Leg Sweep
△+A		Shoulderbreaker
⬇+A		Belly to Belly Suplex 2
⬅+A		Suplex 1
⬆+A		Headlock & Punch
X+A		Chuck Side Kick
Grappling from behind		
X		Elbow to Back 2
△+X		Headsnap
⬇+X		Back Lariat
⬅+X		Elbow to Head 3
⬆+X		Elbow to Head 2
A		Sleeper Hold
△+A		Russian Leg Sweep
⬇+A		Reverse DDT
⬅+A		Pendulum Backbreaker
⬆+A		Belly to Back Suplex
X+A		Back Drop 3
Tag Team in front of opponent		
⊕+X or ⊕+A		DDT
Tag Team surrounding opponent		
⊕+X or ⊕+A		Chop
Tag Team behind opponent		
⊕+X or ⊕+A		Double Atomic Drop
Versus Opponent on the Ground		
Striking		
X		Stomping 1
⊕+X		Elbow Drop 1
Near head of face-up opponent		
⊕+X		Side Mounted Punch
⊕+A		Head Pound
Near feet of face-up opponent		
⊕+X		Thigh Kick
⊕+A		Half Boston Crab
Near head of face-down opponent		
⊕+X		Face Pound
⊕+A		Camel Clutch

Commands	Condition	Move Name
Near feet of face-down opponent		
⊕+X		Kneecrusher
⊕+A		Punches to Head
Running Moves		
Striking: running at standing opponent		
X		Clothesline 1
Striking: running at opponent on ground		
X		Elbow Drop 2
Striking: while standing vs. running opponent		
X		Neckbreaker
⊕		One-Hand Facecrusher
Grapple: running toward face of standing opponent		
A		Back Body Drop
Grapple: running toward back of standing opponent		
A		Powerslam
Grapple: while standing vs. running opponent		
A		Back Elbow Strike
⊕+A		Right Toe Kick 1
Leap frog		
⊕ (hold)		Clothesline
Turnbuckle Moves		
Grapple facing opponent standing in turnbuckle		
X or A		Punching from Turnbuckle
△+X or △+A		Punch-Kick Combo
⬇+X or ⬇+A		Mudhole Stomping
⬅+X or ⬅+A		Lariat 1
⬆+X or ⬆+A		Back Elbow Strike
X+A		Superplex
Grapple behind opponent standing in turnbuckle		
X or A		Elbow to Head
△+X or △+A		Headcrusher
⬇+X or ⬇+A		Corner Pound 2
⬅+X or ⬅+A		Lariat
⬆+X or ⬆+A		Back Elbow
X+A		Back Drop
Tag Team facing opponent standing in turnbuckle		
⊕+X or ⊕+A		Brainbuster
Tag Team behind opponent standing in turnbuckle		
⊕+X or ⊕+A		Double Impact
Climbing turnbuckle, opponent in ring		
⊕+X or ⊕+A		Climbing F 1

Commands	Condition	Move Name
Climbing turnbuckle, opponent outside ring		
⊕+X or ⊕+A		Climbing B
From top turnbuckle, opponent outside ring		
X or A		Double Axe Handle
From top turnbuckle, opponent in ring		
A		Body Attack
X		Double Axe Handle
From second turnbuckle, opponent in ring		
⊕+A		Double Axe Handle
Apron and Rope Moves		
Facing opponent at ropes, both Superstars in ring		
X or A		Punch Combo
△+X or △+A		Stomping
⬇+X or ⬇+A		DDT 1
⬅+X or ⬅+A		Hammer Attack
⬆+X or ⬆+A		Elbow Strike 1
X+A		Side Kick
Standing on apron, facing opponent in ring near ropes		
A		Front Rope Stun Gun
Standing on apron, behind opponent in ring near ropes		
A		Sleeper Hold
Standing near ropes, facing opponent on apron		
A		Stun Gun
Flying Attack: standing near ropes, opponent outside ring		
⊕ toward rope + A		n/a
Flying Attack: running to ropes, opponent outside ring		
⊕ toward rope + A		Baseball Slide Kick
Flying Attack: standing on apron, opponent outside ring		
⊕ toward opponent + A		Double Axe Handle
Flying Attack: running along apron, opponent outside ring		
⊕ toward opponent + A		Double Axe Handle
Flying Attack: standing on apron, opponent in ring		
⊕ toward opponent + A		n/a
Attack using ropes while standing near ropes		
⊕ toward rope + A		n/a
Tag Team near opponent who is near ropes		
⊕+X or ⊕+A		Facecrusher

Commands	Condition	Move Name
Special Moves		
Holding chair, facing opponent		
⊕+X		Body Stab
⊕+A		DDT
Holding chair, behind opponent		
⊕+X		Stab
⊕+A		Back Drop
Holding chair, facing opponent in turnbuckle		
⊕+X		Chair Attack
⊕+A		Chair to Back
Holding chair, behind opponent in turnbuckle		
⊕+X		Chair Attack
⊕+A		Stab
Holding chair, opponent on ropes		
⊕+X		Body Stab
⊕+A		Counter Strike
Grapple atop small ladder		
⊕+X		Suplex
⊕+A		Suplex
Grapple atop large ladder		
⊕+X		Arm Drag
⊕+A		Suplex
Flying attack from above vs. opponent below		
⊕ toward opponent + A		Double Axe Handle
⊕+X or ⊕+A		Knuckle
Taunting		
Standing taunt		
△+B		Trash Talking 2
⬇+B		Raise Arm
Taunt from top turnbuckle		
B		F Stand Up
Taunt in corner of ring		
B		Raise Arms 1
Taunt from ring apron		
△+B		Clap Hand 1
⬇+B		Come Back!
Movement		
Walking		
⊕		Men Walk 1
Moving from ring to apron		
⊕ toward ring + ⊕		Normal
Entering ring from apron		
⊕ toward ring + A		Apron to Ring
Running from ring to apron		
⊕ toward rope + hold A		Ring to Apron
Running from outside to ring		
⊕ toward rope + hold A		Out to Ring

ANSWER: Chuck and Billy beat Tazz and Spike Dudley for their first WWE Tag Team Title, and after accidentally losing the tag straps to Rikishi and their "stylist" Rico, they won them back, thanks to Rico's interference on their behalf.


CRASH™

Bio

When Hardcore Holly introduced his cousin, Crash, to World Wrestling Entertainment, a new era of super heavyweights was ushered in. Crash suffers from the same delusion as his veteran cousin. He feels that at his level of competition, facing anyone under 6' 6" and 400 pounds would be a waste of time. As the Hardcore Champion, Crash proved that what he lacks in size, he makes up for with his heart. Time and time again, Crash seems to get in over his head, yet he still seems to find a way to win.

STATS

Height: 6' 6"
Weight: 400 lbs.
From: Mobile, AL
Career Highlights:
 Light Heavyweight Champion,
 Hardcore Champion,
 Tag Team Champion,
 European Champion



QUESTION:

What other names did Crash work under before he came to WWE?
(Answer at bottom of next page.)

SPECIAL MOVES



Crash Landing



Back Drop 3



Superplex



CRASH™'S MOVES

CRASH™

Condition	Commands	Move Name	Condition	Commands	Move Name	Condition	Commands	Move Name	Condition	Commands	Move Name
Versus Standing Opponent			Versus Standing Opponent			Versus Standing Opponent			Versus Standing Opponent		
Striking			Near feet of face-down opponent			Climbing turnbuckle, opponent outside ring			Special Moves		
X Elbow Strike 1			⊕+X Kneecrusher			⊕+X or ⊕+A Climbing B			Holding chair, facing opponent		
⊕+X Drop Kick 4			⊕+A Half Boston Crab			From top turnbuckle, opponent outside ring			⊕+X Body Stab		
⊕+X Right Toe Kick 1			Running Moves			X or A Double Axe Handle			⊕+A Chair Attack		
⊕+X Chop 2			Striking: running at standing opponent			From top turnbuckle, opponent in ring			Holding chair, behind opponent		
⊕+X Short-Range Clothesline 4			X Clothesline 1			A Drop Kick			⊕+X Stab		
Grappling from the front			Striking: running at opponent on ground			X Double Axe Handle			⊕+A Chair Attack		
X Kick to Mid-Section			X Stomping			From second turnbuckle, opponent in ring			⊕+X Chair Attack		
⊕+X Headlock & Punch			Striking: while standing vs. running opponent			⊕+A Double Axe Handle			⊕+A Chair to Back		
⊕+X Double Axe Handle 2			X Neckbreaker			Apron and Rope Moves			Holding chair, behind opponent in turnbuckle		
⊕+X Chop 3			⊕ Bulldog			Facing opponent at ropes, both Superstars in ring			⊕+X Chair Attack		
⊕+X Elbow 1			Grapple: running toward face of standing opponent			X or A Punch Combo			⊕+A Stab		
A Snap Suplex			A Back Body Drop			⊕+X or ⊕+A Stomping			Holding chair, opponent on ropes		
⊕+A Powerbomb			Grapple: running toward back of standing opponent			⊕+X or ⊕+A DDT 1			⊕+X Body Stab		
⊕+A Small Package Hold			A Powerslam			⊕+X or ⊕+A DDT 2			⊕+A Counter Strike		
⊕+A Manhattan Drop			Grapple: while standing vs. running opponent			⊕+X or ⊕+A Hammer Attack			Grapple atop small ladder		
⊕+A Neckbreaker 1			A Back Elbow Strike			⊕+X or ⊕+A Elbow Strike 1			⊕+X Suplex		
X+A Crash Landing			⊕+A Drop Kick 1			X+A Neckbreaker 2			⊕+A Suplex		
Grappling from behind			Leap frog			Standing on apron, facing opponent in ring near ropes			Grapple atop large ladder		
X Elbow to Head 2			⊕ (hold) Step Drop Kick 2			A Flip & Hurracanrana			⊕+X Arm Drag		
⊕+X Headsnap			Turnbuckle Moves			Standing on apron, behind opponent in ring near ropes			⊕+A Suplex		
⊕+X Drop Kick			Grapple facing opponent standing in turnbuckle			A Sleeper Hold			Flying attack from above vs. opponent below		
⊕+X Elbow to Head 3			X or A Punching from Turnbuckle			Standing near ropes, facing opponent on apron			⊕ toward opponent + A Double Axe Handle		
⊕+X Leg Trip			⊕+X or ⊕+A Shoulder Thrusts			A Stun Gun			Grapple on the edge of a cage		
A Pendulum Backbreaker			⊕+X or ⊕+A Mudhole Stomping			Flying Attack: standing near ropes, opponent outside ring			⊕+X or ⊕+A Knuckle		
⊕+A Atomic Drop			⊕+X or ⊕+A Chop 1			⊕ toward rope + A Plancha 2			Taunting		
⊕+A Back Pin			⊕+X or ⊕+A Back Elbow Strike			Flying Attack: running to ropes, opponent outside ring			Standing taunt		
⊕+A Facecrusher			X+A Superplex			⊕ toward rope + A Baseball Slide Kick			⊕+B Raise Arm		
⊕+A Shinbreaker			Grapple behind opponent standing in turnbuckle			Flying Attack: standing on apron, opponent outside ring			⊕+B Trash Talking 2		
X+A Back Drop 3			X or A Corner Pound Combo			⊕ toward opponent + A Double Axe Handle			Taunt from top turnbuckle		
Tag Team in front of opponent			⊕+X or ⊕+A Elbow to Head			Flying Attack: running along apron, opponent outside ring			B F Stand Up		
⊕+X or ⊕+A Brainbuster			⊕+X or ⊕+A Headcrusher			⊕ toward opponent + A Drop Kick			Taunt in corner of ring		
Tag Team surrounding opponent			⊕+X or ⊕+A Corner Pound 2			Flying Attack: standing on apron, opponent outside ring			B Raise Arms 1		
⊕+X or ⊕+A Chop			⊕+X or ⊕+A Back Elbow			⊕ toward opponent + A Double Axe Handle			Taunt from ring apron		
Tag Team behind opponent			X+A Back Drop			Flying Attack: running along apron, opponent outside ring			⊕+B Look Around		
⊕+X or ⊕+A Double Back Drop			Tag Team facing opponent standing in turnbuckle			⊕ toward opponent + A Drop Kick			⊕+B Come Back!		
Versus Opponent on the Ground			⊕+X or ⊕+A Brainbuster			Attack using ropes while standing near ropes			Movement		
Striking			⊕+X or ⊕+A Back Drop			Tag Team near opponent who is near ropes			Walking		
X Stomping 1			Climbing turnbuckle, opponent in ring			⊕+X or ⊕+A Drop Kick		 Men Walk 1		
⊕+X Elbow Drop 1			⊕+X or ⊕+A Climbing F 1						Moving from ring to apron		
Near head of face-up opponent									⊕ toward ring + ⊕ Normal		
⊕+X Side Mounted Punch									Entering ring from apron		
⊕+A Head Pound									⊕ toward ring + A Apron to Ring		
Near feet of face-up opponent									Running from ring to apron		
⊕+X Thigh Kick									⊕ toward rope + hold A Ring to Apron		
⊕+A Half Boston Crab									Running from outside to ring		
Near head of face-down opponent									⊕ toward rope + hold A Out to Ring		
⊕+X Face Pound											
⊕+A La Magistral											

www.primagames.com

D-VON DUDLEY™

Bio

D-Von and his half-brother Bubba Ray form arguably the greatest tag team in the history of sports-entertainment. Together, the Dudley Boyz are the only tandem to have held the WWE, WCW and ECW Tag Team Championships.

Their powerful team was derailed for several months while each man tried his hand at singles competition on separate shows. At *Survivor Series 2002*, D-Von was reunited with Bubba Ray and the duo's famed finishing maneuver: the Dudley Death Drop. Now that the Dudley Boyz are back in action, expect tables to splinter as Bubba Ray and D-Von crash their way back to the top of the tag-team division.

STATS


Height: 6'2"

Weight: 240 lbs.

From: Dudleyville

Finishing Move: Dudley Death Drop

Career Highlights:
 WWE Tag Team Champion,
 WCW Tag Team Champion,
 ECW Tag Team Champion



QUESTION:

During a brief *SmackDown!* singles run, the Rev. D-Von was responsible for launching the career of which future member of Evolution? (Answer at bottom of next page.)



Pinning Powerbomb



Reverse DDT Drop



D-Von™ Neckbreaker

SPECIAL MOVES



D-VON DUDLEY™'s MOVES

D-VON DUDLEY™

Condition	Commands	Move Name	Condition	Commands	Move Name	Condition	Commands	Move Name
Versus Standing Opponent						Special Moves		
Striking			Near feet of face-down opponent			Holding chair, facing opponent		
	X	Right Punch 2		Ⓢ+X	Knee Crusher		Ⓢ+X	Body Stab
	Ⓢ+X	Elbow Strike 1		Ⓢ+A	Punches to Head		Ⓢ+A	DDT
	Ⓢ+X	Right Toe Kick 1	Running Moves			Holding chair, behind opponent		
	Ⓢ+X	Chop 2	Striking: running at standing opponent				Ⓢ+X	Stab
	Ⓢ+X	Short-Range Clothesline 4		X	Clothesline 1		Ⓢ+A	Back Drop
Grappling from the front			Striking: running at opponent on ground			Holding chair, facing opponent in turnbuckle		
	X	Punch 4		X	Leg Drop		Ⓢ+X	Chair Attack
	Ⓢ+X	Short Range Lariat 2	Striking: while standing vs. running opponent				Ⓢ+A	Chair to Back
	Ⓢ+X	Fist to Back		X	Neckbreaker	Holding chair, behind opponent in turnbuckle		
	Ⓢ+X	Chop 3		Ⓢ	Bulldog		Ⓢ+X	Chair Attack
	Ⓢ+X	Kick & Head Punch	Grapple: running toward face of standing opponent				Ⓢ+A	Stab
	A	Suplex 2		A	Back Body Drop	Holding chair, opponent on ropes		
	Ⓢ+A	Neckbreaker 2	Grapple: running toward back of standing opponent				Ⓢ+X	Body Stab
	Ⓢ+A	Manhattan Drop		A	Powerslam		Ⓢ+A	Counter Strike
	Ⓢ+A	DDT 1	Grapple: while standing vs. running opponent			Grapple atop small ladder		
	Ⓢ+A	Samoan Drop		A	D-Von Elbow Strike		Ⓢ+X	Suplex
	Ⓢ+A	Pinning Powerbomb	Leap frog				Ⓢ+A	Suplex
Grappling from behind				Ⓢ (hold)	Clothesline	Grapple atop large ladder		
	X	Elbow to Back 2	Turnbuckle Moves				Ⓢ+X	Arm Drag
	Ⓢ+X	Headsnap	Grapple facing opponent standing in turnbuckle				Ⓢ+A	Suplex
	Ⓢ+X	Back Lariat		X or A	Punching from Turnbuckle	Flying attack from above vs. opponent below		
	Ⓢ+X	Elbow to Head 3		Ⓢ+X or Ⓢ+A	Shoulder Thrusts		Ⓢ toward opponent + A	Double Axe Handle
	Ⓢ+X	Headbutt from Behind		Ⓢ+X or Ⓢ+A	Mudhole Stomping	Grapple on the edge of a cage		
	A	Sleeper Hold		Ⓢ+X or Ⓢ+A	Chop 1		Ⓢ+X or Ⓢ+A	Knuckle
	Ⓢ+A	Stalling Atomic Drop		Ⓢ+X or Ⓢ+A	Back Elbow Strike	Taunting		
	Ⓢ+A	Back Drop 3		X+A	Superplex	Standing taunt		
	Ⓢ+A	Reverse DDT	Grapple behind opponent standing in turnbuckle				Ⓢ+B	D-Von 1
	Ⓢ+A	Bulldog		X or A	Corner Pound Combo		Ⓢ+B	D-Von 2
	Ⓢ+A	Reverse DDT Drop		Ⓢ+X or Ⓢ+A	Elbow to Head	Taunt from top turnbuckle		
Tag Team in front of opponent				Ⓢ+X or Ⓢ+A	Corner Pound 2		B	F D-Von
	Ⓢ+X or Ⓢ+A	Brainbuster		Ⓢ+X or Ⓢ+A	Lariat	Taunt in corner of ring		
Tag Team surrounding opponent				Ⓢ+X or Ⓢ+A	Back Elbow		B	Raise Arms 1
	Ⓢ+X or Ⓢ+A	Chop		X+A	D-Von Neckbreaker	Taunt from ring apron		
Tag Team behind opponent			Tag Team facing opponent standing in turnbuckle				Ⓢ+B	D-Von
	Ⓢ+X or Ⓢ+A	Neckbreaker-Back Drop		Ⓢ+X or Ⓢ+A	Dudley Combination		Ⓢ+B	Come Back!
Versus Opponent on the Ground			Tag Team behind opponent standing in turnbuckle			Movement		
Striking			Climbing turnbuckle, opponent in ring			Walking		
	X	Stomping 1		Ⓢ+X or Ⓢ+A	Climbing F 1		Ⓢ	Men Walk 1
	Ⓢ+X	Elbow Drop 1	Near head of face-up opponent				Ⓢ toward ring + Ⓢ	Normal
	Ⓢ+X	Side Mounted Punch	Near head of face-down opponent				Ⓢ toward ring + A	Apron to Ring
	Ⓢ+A	Head Pound	Near head of face-up opponent				Ⓢ toward rope + A	Ring to Apron
	Ⓢ+X	Knee to Groin	Near head of face-down opponent				Ⓢ toward rope + hold A	Ring to Apron
	Ⓢ+A	Headbutt to Groin	Near head of face-up opponent				Ⓢ toward rope + hold A	Out to Ring
	Ⓢ+X	Face Pound	Near head of face-down opponent					
	Ⓢ+A	Back Mount Punch	Near head of face-up opponent					
	Ⓢ+A	Back Mount Punch	Near head of face-down opponent					

ANSWER: D-Von brought in Batista (known then as Deacon Batista) as his protégé.

www.primagames.com

EDDIE GUERRERO™

Bio


Eddie Guerrero returned to WWE and made an immediate impact by winning the Intercontinental Championship at *Backlash*.

Guerrero uses a wide range of offensive maneuvers. Growing up in a family of wrestlers exposed him to the craft at an early age. He's equally adept at grappling on the mat or sailing off the turnbuckle to deliver his signature Frog Splash. Although other Superstars may use a form of the Frog Splash, Eddie maintains that his finisher surpasses everyone else's.

Whether it's in singles action or teaming up with his nephew Chavo, there is always one constant with Eddie Guerrero—cheat to win!

STATS

Height: 5' 8"
Weight: 220 lbs.
From: El Paso, TX
Finishing Move: Frog Splash/Lasso from El Paso
Career Highlights: European Champion, Intercontinental Champion, WWE Tag Team Champion, WCW Cruiserweight Champion, U.S. Champion



QUESTION:

From whom did Eddie Guerrero win the Intercontinental Title to begin his first IC Title run? (Answer at bottom of next page.)



Stalling
Brainbuster™



German Suplex 1



Frog Splash

SPECIAL MOVES



EDDIE GUERRERO™'S MOVES

Commands	Condition	Move Name
Versus Standing Opponent		
Striking		
X		Right Punch 2
△+X		Low Drop Kick 1
▽+X		Right Toe Kick 1
◀+X		Elbow Strike 1
▶+X		Chop 2
Grappling from the front		
X		Kick to Mid-Section
△+X		Short Range Lariat 2
▽+X		Double Axe Handle 2
◀+X		Upper Elbow 3
▶+X		Elbow to Head
A		Headlock & Punch
△+A		Dragon Screw
▽+A		Huracanrana to Pin
◀+A		Neckbreaker 1
▶+A		Drop Kick
X+A		Stalling Brainbuster
Grappling from behind		
X		Elbow to Back 2
△+X		Headsnap
▽+X		Drop Kick
◀+X		Elbow to Head 3
▶+X		Leg Trip
A		School Boy
△+A		Rolling Pin
▽+A		Back Drop 3
◀+A		Low Blow
▶+A		Russian Leg Sweep
X+A		German Suplex 1
Tag Team in front of opponent		
△+X or ▶+A		Brainbuster
Tag Team surrounding opponent		
△+X or ▶+A		Chop
Tag Team behind opponent		
△+X or ▶+A		Double Back Drop
Versus Opponent on the Ground		
Striking		
X		Stomping 1
△+X		Elbow Drop 1
Near head of face-up opponent		
△+X		Side Mounted Punch
▶+A		Facetwister
Near feet of face-up opponent		
△+X		Thigh Kick
▶+A		Half Boston Crab
Near head of face-down opponent		
△+X		Face Pound
Near head of face-down opponent		
△+A		La Magistral

Commands	Condition	Move Name
Near feet of face-down opponent		
△+X		Kneecrusher
△+A		Mexican Stretch 2
Running Moves		
Striking: running at standing opponent		
X		Calf Kick
Striking: running at opponent on ground		
X		Elbow Drop 2
Striking: while standing vs. running opponent		
X		Huracanrana
△		Bulldog
Grapple: running toward face of standing opponent		
A		Tilt-A-Whirl Backbreaker
Grapple: running toward back of standing opponent		
A		Huracanrana
Grapple: while standing vs. running opponent		
A		Back Elbow Strike
△+A		Calf Kick
Leap frog		
△ (hold)		Step Drop Kick 2
Turnbuckle Moves		
Grapple facing opponent standing in turnbuckle		
X or A		3 Chops
△+X or ▶+A		Huracanrana
▽+X or ▶+A		Mudhole Stomping
◀+X or ▶+A		Shove 2
▶+X or ▶+A		Chop 1
X+A		Frog Splash
Grapple behind opponent standing in turnbuckle		
X or A		Corner Pound Combo
△+X or ▶+A		Headcrusher
▽+X or ▶+A		Reverse DDT
◀+X or ▶+A		Corner Pound 2
▶+X or ▶+A		Back Elbow
X+A		Back Drop
Tag Team facing opponent standing in turnbuckle		
△+X or ▶+A		Brainbuster
Tag Team behind opponent standing in turnbuckle		
△+X or ▶+A		Back Drop
Climbing turnbuckle, opponent in ring		
△+X or ▶+A		Climbing F 1

Commands	Condition	Move Name
Climbing turnbuckle, opponent outside ring		
△+X or ▶+A		Climbing B
From top turnbuckle, opponent outside ring		
X or A		Drop Kick
From top turnbuckle, opponent in ring		
A		Frog Splash
X		Double Axe Handle
From second turnbuckle, opponent in ring		
△+A		Drop Kick
Apron and Rope Moves		
Facing opponent at ropes, both Superstars in ring		
X or A		Elbow Strike Combo 1
△+X or ▶+A		Stomping
▽+X or ▶+A		DDT 1
◀+X or ▶+A		Chop 1
▶+X or ▶+A		Upper Elbow
X+A		Brainbuster 2
Standing on apron, facing opponent in ring near ropes		
A		Front Rope Stun Gun
Standing on apron, behind opponent in ring near ropes		
A		Sleeper Hold
Standing near ropes, facing opponent on apron		
A		Stun Gun
Flying Attack: standing near ropes, opponent outside ring		
△ toward rope + A		Plancha 2
Flying Attack: running to ropes, opponent outside ring		
△ toward rope + A		Baseball Slide Kick
Flying Attack: standing on apron, opponent outside ring		
△ toward opponent + A		Double Axe Handle
Flying Attack: running along apron, opponent outside ring		
△ toward opponent + A		Drop Kick
Flying Attack: standing on apron, opponent in ring		
△ toward opponent + A		Slingshot
Attack using ropes while standing near ropes		
△ toward rope + A		n/a
Tag Team near opponent who is near ropes		
△+X or ▶+A		Drop Kick

Commands	Condition	Move Name
Special Moves		
Holding chair, facing opponent		
△+X		Body Stab
△+A		Chair Attack
Holding chair, behind opponent		
△+X		Stab
△+A		Chair Attack
Holding chair, facing opponent in turnbuckle		
△+X		Chair Attack
△+A		Chair to Back
Holding chair, behind opponent in turnbuckle		
△+X		Chair Attack
△+A		Stab
Holding chair, opponent on ropes		
△+X		Body Stab
△+A		Counter Strike
Grapple atop small ladder		
△+X		Suplex
△+A		Suplex
Grapple atop large ladder		
△+X		Suplex
△+A		Flip Bomb
Flying attack from above vs. opponent below		
△ toward opponent + A		Double Axe Handle
Grapple on the edge of a cage		
△+X or ▶+A		Knuckle
Taunting		
Standing taunt		
△+B		Eddie 2
▽+B		Eddie 3
Taunt from top turnbuckle		
B		F Eddie
Taunt in corner of ring		
B		Eddie
Taunt from ring apron		
△+B		Eddie
▽+B		Come Back!
Movement		
Walking		
△		Men Walk 1
Moving from ring to apron		
△ toward ring + △		Normal
Entering ring from apron		
△ toward ring + A		Jump In
Running from ring to apron		
△ toward rope + hold A		Ring to Apron
Running from outside to ring		
△ toward rope + hold A		Slide 2

EDDIE GUERRERO™

www.primagames.com

ANSWER: Eddie Guerrero defeated his then-girlfriend Chyna in a Triple-Threat Match against her and Kurt Angle to begin his first Intercontinental Title reign.

EDGE®

Bio

How many of us can say that we accomplished our lifelong dream? How many of us can say that we're doing exactly what we wanted to do when we were children? Edge can.


One of the brightest young stars in WWE, Edge sat on the floor for *WrestleMania VI* at SkyDome in Toronto, watching Hulk Hogan battle the Ultimate Warrior. Although he was only 16 at the time, Edge already knew that he wanted to follow in the footsteps of Hogan and Warrior; he wanted to be a WWE Superstar. Twelve years later, almost 70,000 fans watched Edge defeat Booker T at *WrestleMania X8* at SkyDome in Toronto. Edge had already accomplished a career highlight at SkyDome—in July 1999, he won the Intercontinental Championship there.

The Canadian Superstar has excelled in both singles and tag-team action. Along with his brother Christian, he won the Tag Team Championship seven times, a record for a duo. Edge & Christian were also part of some of the most memorable tag matches in history—including the Ladder Match at *WrestleMania 2000*; the Tables, Ladders, and Chairs (TLC) Match at *SummerSlam* in 2000; TLC II at *WrestleMania X-Seven*; and TLC III on the May 24, 2001 episode of *SmackDown!*

Edge officially became a force in the singles division when he won the 2001 *King of the Ring* Tournament. A few months later, he defeated Christian in an epic Ladder Match at No Mercy 2001 to become the Intercontinental Champion. In fact, he has already won the Intercontinental Championship on four occasions.

STATS

Height: 6' 4"
Weight: 240 lbs.
From: Toronto, Ontario, Canada
Finishing Move: Edgescution
Career Highlights:
 WWE World Tag Team
 Champion (7),
 Intercontinental Champion (4),
 WCW U.S. Champion



QUESTION: Before he came to WWE, Edge wrestled in the Indies under a different ring name. What was it? (Answer at bottom of next page.)

SPECIAL MOVES



Buzzkiller



Armlock Facecrusher



Super Edgescution™



EDGE'S MOVES

EDGE[®]

Commands	Condition	Move Name
Versus Standing Opponent		
Striking		
X		Right Punch 2
⬆+X		Drop Kick 4
⬇+X		Right Toe Kick 1
⬅+X		Elbow Strike 1
⬆+X		Chop 2
Grappling from the front		
X		Punch 4
⬆+X		Drop Kick
⬇+X		Enzuigiri
⬅+X		Chop 3
⬆+X		Double Axe Handle 1
A		DDT
⬆+A		Northern Lights Suplex 2
⬇+A		Small Package Hold
⬅+A		Powerbomb
⬆+A		Facecrusher
X+A		Buzzkiller
Grappling from behind		
X		Elbow to Back 2
⬆+X		Headsnap
⬇+X		Back Lariat
⬅+X		Elbow to Head 3
⬆+X		Leg Trip
A		Pendulum Backbreaker
⬆+A		Edge O'Matic
⬇+A		School Boy
⬅+A		German Suplex 3
⬆+A		Full Nelson Slam
X+A		Armlock Facecrusher
Tag Team in front of opponent		
⊕+X or ⊕+A		Brainbuster
Tag Team surrounding opponent		
⊕+X or ⊕+A		Chop
Tag Team behind opponent		
⊕+X or ⊕+A		Double Back Drop
Versus Opponent on the Ground		
Striking		
X		Stomping 1
⊕+X		Elbow Drop 1
Near head of face-up opponent		
⊕+X		Side Mounted Punch
⊕+A		Head Pound
Near feet of face-up opponent		
⊕+X		Thigh Kick
⊕+A		Edgecator
Near head of face-down opponent		
⊕+X		Face Pound
⊕+A		Camel Clutch

Commands	Condition	Move Name
⊕+X	Near feet of face-down opponent	Kneecrusher
⊕+A		Punches to Head
Running Moves		
Striking: running at standing opponent		
X		Flying Wheel Kick 1
Striking: running at opponent on ground		
X		Elbow Drop 2
Striking: while standing vs. running opponent		
X		Spear
⊕		One-Hand Facecrusher
Grapple: running toward face of standing opponent		
A		Back Body Drop
Grapple: running toward back of standing opponent		
A		Powerslam
Grapple: while standing vs. running opponent		
A		Back Elbow Strike
⊕+A		Calf Kick
Leap frog		
⊕ (hold)		Clothesline
Turnbuckle Moves		
Grapple facing opponent standing in turnbuckle		
X or A		Shove 1
⬆+X or ⬆+A		Superplex
⬇+X or ⬇+A		Mudhole Stomping
⬅+X or ⬅+A		Chop 1
⬆+X or ⬆+A		Back Elbow Strike
X+A		Super Edgecution
Grapple behind opponent standing in turnbuckle		
X or A		Corner Pound Combo
⬆+X or ⬆+A		Elbow to Head
⬇+X or ⬇+A		Headcrusher
⬅+X or ⬅+A		Corner Pound 2
⬆+X or ⬆+A		Back Elbow
X+A		Back Drop
Tag Team facing opponent standing in turnbuckle		
⊕+X or ⊕+A		Brainbuster
Tag Team behind opponent standing in turnbuckle		
⊕+X or ⊕+A		Back Drop
Climbing turnbuckle, opponent in ring		
⊕+X or ⊕+A		Climbing F 1

Commands	Condition	Move Name
Climbing turnbuckle, opponent outside ring		
⊕+X or ⊕+A		Climbing B
From top turnbuckle, opponent outside ring		
X or A		Drop Kick
From top turnbuckle, opponent in ring		
A		Body Attack
X		Body Attack
From second turnbuckle, opponent in ring		
⊕+A		Drop Kick
Apron and Rope Moves		
Facing opponent at ropes, both Superstars in ring		
X or A		Punch Combo
⬆+X or ⬆+A		Flap Jack
⬇+X or ⬇+A		One-Hand Facecrusher
⬅+X or ⬅+A		Hammer Attack
⬆+X or ⬆+A		Elbow Strike 1
X+A		Spear
Standing on apron, facing opponent in ring near ropes		
A		Front Rope Stun Gun
Standing on apron, behind opponent in ring near ropes		
A		Sleeper Hold
Standing near ropes, facing opponent on apron		
A		Stun Gun
Flying Attack: standing near ropes, opponent outside ring		
⊕ toward rope + A		Plancha 2
Flying Attack: running to ropes, opponent outside ring		
⊕ toward rope + A		Baseball Slide Kick
Flying Attack: standing on apron, opponent outside ring		
⊕ toward opponent + A		Double Axe Handle
Flying Attack: running along apron, opponent outside ring		
⊕ toward opponent + A		Double Axe Handle
Flying Attack: standing on apron, opponent in ring		
⊕ toward opponent + A		n/a
Attack using ropes while standing near ropes		
⊕ toward rope + A		n/a
Tag Team near opponent who is near ropes		
⊕+X or ⊕+A		Hip Toss

Commands	Condition	Move Name
Special Moves		
Holding chair, facing opponent		
⊕+X		Body Stab
⊕+A		DDT
Holding chair, behind opponent		
⊕+X		Stab
⊕+A		Back Drop
Holding chair, facing opponent in turnbuckle		
⊕+X		Chair Attack
⊕+A		Chair to Back
Holding chair, behind opponent in turnbuckle		
⊕+X		Chair Attack
⊕+A		Stab
Holding chair, opponent on ropes		
⊕+X		Body Stab
⊕+A		Counter Strike
Grapple atop small ladder		
⊕+X		Suplex
⊕+A		Suplex
Grapple atop large ladder		
⊕+X		Suplex
⊕+A		Suplex
Flying attack from above vs. opponent below		
⊕ toward opponent + A		Double Axe Handle
Grapple on the edge of a cage		
⊕+X or ⊕+A		Knuckle
Taunting		
Standing taunt		
⬆+B		Raise Arms
⬇+B		Edge 1
Taunt from top turnbuckle		
B		F Stand Up
Taunt in corner of ring		
B		Edge
Taunt from ring apron		
⬆+B		Clap Hand 1
⬇+B		Come Back!
Movement		
Walking		
⊕		Men Walk 1
Moving from ring to apron		
⊕ toward ring + B		Normal
Entering ring from apron		
⊕ toward ring + A		Apron to Ring
Running from ring to apron		
⊕ toward rope + hold A		Ring to Apron
Running from outside to ring		
⊕ toward rope + hold A		Slide 2

ANSWER: The Superstar who would one day be known as Edge debuted in the Indies as Sexton Hardcastle.

www.primagames.com

GOLDBERG™

Bio


In the late 1990s, the popularity of Goldberg in WCW was equal to that of Stone Cold Steve Austin in WWE at the same time. A bona fide mainstream phenomenon, Goldberg captivated the imagination of fans around the world.

His undefeated streak from 1997 to 1998 is the stuff of legend, as is his victory over Hulk Hogan for the WCW title at the Georgia Dome. But when WCW was purchased by WWE two years ago, Goldberg disappeared.

Just like that, the phenomenon vanished, cutting short an amazing career that lasted a mere four years, and leaving fans to fantasize about what might happen if he joined WWE. At *WrestleMania XIX*, those fans found out that their fantasies would now be reality.

STATS

Height: 6' 4"
Weight: 283 lbs.
From: Tulsa, OK
Finishing Move: Jackhammer
Career Highlights:
 WCW Champion; WCW Tag Team Champion (w/Bret Hart), WCW United States Champion



QUESTION:

Goldberg had a legendary undefeated streak in WCW. How many wins did he rack up, and who finally handed him his first defeat?

(Answer at bottom of next page.)

SPECIAL MOVES



Jackhammer™ 2



Back Drop 3



Spear™



GOLDBERG™'s MOVES

Condition	Move Name	Condition	Move Name	Condition	Move Name	Condition	Move Name
Versus Standing Opponent		Running Moves		Apron and Rope Moves		Special Moves	
Striking		Striking: running at standing opponent		Facing opponent at ropes, both Superstars in ring		Holding chair, facing opponent	
X	Right Punch 2	X	Flying Shoulder Attack	X or A	Punch Combo	⊕+X	Body Stab
⊕+X	Elbow Strike 1	⊕	Spear	⊕+X or ⊕+A	Stomping	⊕+A	Chair Attack
⊕+X	Right Toe Kick 1	⊕	Bulldog	⊕+X or ⊕+A	Legchoke	⊕+X	Holding chair, behind opponent
⊕+X	Chop 2	A	Grapple: running toward face of standing opponent	⊕+X or ⊕+A	Hammer Attack	⊕+A	Stab
⊕+X	Short-Range Clothesline 4	A	Grapple: running toward back of standing opponent	⊕+X or ⊕+A	Elbow Strike 1	⊕+A	Chair Attack
Grappling from the front		Grapple: while standing vs. running opponent		X+A	Spear	⊕+X	Holding chair, facing opponent in turnbuckle
X	Kick to Mid-Section	A	Back Elbow Strike	A	Jackhammer 2	⊕+A	Chair Attack
⊕+X	Short Range Lariat 2	⊕+A	Big Boot	Standing on apron, facing opponent in ring near ropes		⊕+A	Chair to Back
⊕+X	Double Axe Handle 2	⊕	Leap frog	A	Jackhammer	⊕+A	Holding chair, behind opponent in turnbuckle
⊕+X	Punch 3	⊕ (hold)	Clothesline	Standing on apron, behind opponent in ring near ropes		⊕+X	Chair Attack
⊕+X	Facecrusher	Turnbuckle Moves		A	Sleeper Hold	⊕+A	Chair to Back
A	Body Press Slam 2	Grapple facing opponent standing in turnbuckle		Standing near ropes, facing opponent on apron		⊕+A	Holding chair, behind opponent in turnbuckle
⊕+A	DDT 1	X or A	Shoulder Thrusts	A	Suplex 1	⊕+X	Chair Attack
⊕+A	Powerbomb	⊕+X or ⊕+A	Punch	Flying Attack: standing near ropes, opponent outside ring		⊕+A	Chair Attack
⊕+A	Body Press Slam 1	⊕+X or ⊕+A	Mudhole Stomping	⊕ toward rope + A	n/a	⊕+A	Stab
⊕+A	Belly to Belly Suplex 1	⊕+X or ⊕+A	Chop 1	Flying Attack: running to ropes, opponent outside ring		⊕+A	Holding chair, opponent on ropes
X+A	Jackhammer 2	⊕+X or ⊕+A	Back Elbow Strike	⊕ toward rope + A	Baseball Slide Kick	⊕+X	Body Stab
Grappling from behind		X+A	Superplex	Flying Attack: standing on apron, opponent outside ring		⊕+A	Counter Strike
X	Elbow to Back 2	Grapple behind opponent standing in turnbuckle		⊕ toward opponent + A	Double Axe Handle	⊕+A	Grapple atop small ladder
⊕+X	Headsnap	X or A	Corner Pound Combo	⊕ toward opponent + A	Double Axe Handle	⊕+A	Suplex
⊕+X	Back Lariat	⊕+X or ⊕+A	Elbow to Head	Flying Attack: running along apron, opponent outside ring		⊕+A	Suplex
⊕+X	Elbow to Head 3	⊕+X or ⊕+A	Headcrusher	⊕ toward opponent + A	Double Axe Handle	⊕+A	Grapple atop large ladder
⊕+X	Reverse Brainbuster	⊕+X or ⊕+A	Corner Pound 2	Flying Attack: standing on apron, opponent in ring		⊕+A	Arm Drag
A	Sleeper Hold	⊕+X or ⊕+A	Back Elbow	⊕ toward opponent + A	n/a	⊕+A	Suplex
⊕+A	Sidewalk Slam	X+A	Back Drop	Attack using ropes while standing near ropes		⊕+A	Suplex
⊕+A	Shinbreaker	Tag Team facing opponent standing in turnbuckle		Tag Team near opponent who is near ropes		⊕+A	Flying attack from above vs. opponent below
⊕+A	Neckbreaker	⊕+X or ⊕+A	Brainbuster	⊕ toward rope + hold A	Ring to Apron	⊕+X or ⊕+A	Double Axe Handle
⊕+A	J O Suplex	⊕+X or ⊕+A	Back Drop	⊕ toward rope + hold A	Out to Ring	⊕+A	Grapple on the edge of a cage
X+A	Back Drop 3	⊕+X or ⊕+A	Back Drop	⊕+X or ⊕+A	Double Back Body Drop	⊕+A	Knuckle
Tag Team in front of opponent		Tag Team behind opponent standing in turnbuckle		Taunting			
⊕+X or ⊕+A	Brainbuster	⊕+X or ⊕+A	Back Drop	Standing taunt			
Tag Team surrounding opponent		⊕+X or ⊕+A	Back Drop	⊕+B	Goldberg 1		
⊕+X or ⊕+A	Powerbomb	⊕+X or ⊕+A	Back Drop	⊕+B	Goldberg 2		
Tag Team behind opponent		⊕+X or ⊕+A	Back Drop	Taunt from top turnbuckle			
⊕+X or ⊕+A	Double Back Drop	⊕+X or ⊕+A	Back Drop	B	F Stand Up		
Versus Opponent on the Ground		Climbing turnbuckle, opponent in ring		Taunt in corner of ring			
Striking		⊕+X or ⊕+A	Climbing F 1	Taunt in ring apron			
X	Stomping 1	Tag Team behind opponent standing in turnbuckle		Taunt from ring apron			
⊕+X	Elbow Drop 1	⊕+X or ⊕+A	Back Drop	⊕+B	Clap Hand 1		
Near head of face-up opponent		⊕+X or ⊕+A	Back Drop	⊕+B	Come Back!		
⊕+X	Side Mounted Punch	Climbing turnbuckle, opponent in ring		Movement			
⊕+A	Neck Hanging Tree	⊕+X or ⊕+A	Climbing F 1	Walking			
Near feet of face-up opponent		⊕+X or ⊕+A	Climbing F 1	⊕	Men Walk 1		
⊕+X	Thigh Kick	Tag Team behind opponent standing in turnbuckle		⊕	Moving from ring to apron		
⊕+A	Heel Lock	⊕+X or ⊕+A	Back Drop	⊕ toward ring + ⊕	Normal		
Near head of face-down opponent		⊕+X or ⊕+A	Back Drop	Entering ring from apron			
⊕+X	Face Pound	⊕+X or ⊕+A	Back Drop	⊕ toward ring + A	Apron to Ring		
⊕+A	Camel Clutch	⊕+X or ⊕+A	Back Drop	Running from ring to apron			
		⊕+X or ⊕+A	Back Drop	⊕ toward rope + hold A	Ring to Apron		
		⊕+X or ⊕+A	Back Drop	Running from outside to ring			
		⊕+X or ⊕+A	Back Drop	⊕ toward rope + hold A	Out to Ring		

GOLDUST®

BIO

On the surface, Goldust is a self-absorbed eccentric performer, but underneath his is a crafty and knowledgeable athlete who has held the Intercontinental title and vanquished opponent with his "mind games." The son of wrestling legend Dusty Rhodes, Goldust opted to create his own path to ring success. After a lengthy absence, he returned to the WWE for the 2002 *Royal Rumble*, quickly capturing the Hardcore title. After forming an unlikely partnership with Booker T that culminated in their winning the World Tag Team titles, Goldust was electrocuted in a backstage attack. The incident brought on stuttering and unpredictable movements that, ironically, have successfully kept his foes off balance.

STATS

Height: 6' 6"
Weight: 250 lbs.
From: Hollywood, CA
Finishing Move: The Shattered Dreams
Career Highlights: Intercontinental Champion, WWE World Tag Team Champion, Hardcore Champion



QUESTION: Goldust is a second-generation Superstar. His father is also a famous wrestler and a former WWE Superstar—who is he? (Answer at bottom of next page.)

SPECIAL MOVES



Curtain Call™



Stalling Atomic Drop



The Shattered Dreams™



GOLDUST[®]'s MOVES

Commands	Condition	Move Name
Versus Standing Opponent		
Striking		
X		Overhand Palm Strike 2
△+X		Short-Range Clothesline 4
⬇+X		Right Toe Kick 1
⬅+X		Right Body Punch 1
⬆+X		Goldust Right Uppercut
Grappling from the front		
X		Kick to Mid-Section
△+X		Short Range Lariat 2
⬇+X		Double Axe Handle 2
⬅+X		Goldust Upper
⬆+X		Headbutt
A		Scoop Slam 1
△+A		DDT
⬇+A		Small Package Hold
⬅+A		Reverse Suplex
⬆+A		Chinbreaker 3
X+A		Curtain Call
Grappling from behind		
X		Elbow to Back 2
△+X		Headsnap
⬇+X		Back Lariat
⬅+X		Elbow to Head 3
⬆+X		Back Rake 2
A		Russian Leg Sweep
△+A		Reverse DDT
⬇+A		Pendulum Backbreaker
⬅+A		Back Drop 2
⬆+A		Neckbreaker
X+A		Stalling Atomic Drop
Tag Team in front of opponent		
⊕+X or ⊕+A		Brainbuster
Tag Team surrounding opponent		
⊕+X or ⊕+A		Chop
Tag Team behind opponent		
⊕+X or ⊕+A		Double Back Drop
Versus Opponent on the Ground		
Striking		
X		Knee Drop
⊕+X		Axe Drop
Near head of face-up opponent		
⊕+X		Side Mounted Punch
⊕+A		Head Pound
Near feet of face-up opponent		
⊕+X		Thigh Kick
⊕+A		Half Boston Crab
Near head of face-down opponent		
⊕+X		Face Pound
⊕+A		Camel Clutch

Commands	Condition	Move Name
⊕+X	Near feet of face-down opponent	Kneecrusher
⊕+A		Half Boston Crab
Running Moves		
Striking: running at standing opponent		
X		Running Hip Attack
Striking: running at opponent on ground		
X		Stomping
Striking: while standing vs. running opponent		
X		Neckbreaker
⊕		Bulldog
Grapple: running toward face of standing opponent		
A		Manhattan Drop
Grapple: running toward back of standing opponent		
A		Powerslam
Grapple: while standing vs. running opponent		
A		Back Elbow Strike
⊕+A		Running Hip Attack
Leap frog		
⊕ (hold)		Clothesline
Turnbuckle Moves		
Grapple facing opponent standing in turnbuckle		
X or A		Punch
△+X or ⊕+A		Diving Bulldog
⬇+X or ⊕+A		Mudhole Stomping
⬅+X or ⊕+A		Shove 2
⬆+X or ⊕+A		Goldust Upper
X+A		The Shattered Dreams
Grapple behind opponent standing in turnbuckle		
X or A		Elbow to Head
△+X or ⊕+A		Headcrusher
⬇+X or ⊕+A		Lariat
⬅+X or ⊕+A		Corner Pound 2
⬆+X or ⊕+A		Back Elbow
X+A		Back Drop
Tag Team facing opponent standing in turnbuckle		
⊕+X or ⊕+A		Brainbuster
Tag Team behind opponent standing in turnbuckle		
⊕+X or ⊕+A		Back Drop
Climbing turnbuckle, opponent in ring		
⊕+X or ⊕+A		Climbing F 1

Commands	Condition	Move Name
Climbing turnbuckle, opponent outside ring		
⊕+X or ⊕+A		Climbing B
From top turnbuckle, opponent outside ring		
X or A		Double Axe Handle
From top turnbuckle, opponent in ring		
A		Double Axe Handle
X		Double Axe Handle
From second turnbuckle, opponent in ring		
⊕+A		Double Axe Handle
Apron and Rope Moves		
Facing opponent at ropes, both Superstars in ring		
X or A		Stomping
△+X or ⊕+A		Punch Combo
⬇+X or ⊕+A		DDT 1
⬅+X or ⊕+A		Uppercut
⬆+X or ⊕+A		Elbow Strike 1
X+A		Curtain Call
Standing on apron, facing opponent in ring near ropes		
A		Front Rope Stun Gun
Standing on apron, behind opponent in ring near ropes		
A		Sleeper Hold
Standing near ropes, facing opponent on apron		
A		Stun Gun
Flying Attack: standing near ropes, opponent outside ring		
⊕ toward rope + A		n/a
Flying Attack: running to ropes, opponent outside ring		
⊕ toward rope + A		Baseball Slide Kick
Flying Attack: standing on apron, opponent outside ring		
⊕ toward opponent + A		Double Axe Handle
Flying Attack: running along apron, opponent outside ring		
⊕ toward opponent + A		Double Axe Handle
Flying Attack: standing on apron, opponent in ring		
⊕ toward opponent + A		n/a
Attack using ropes while standing near ropes		
⊕ toward rope + A		n/a
Tag Team near opponent who is near ropes		
⊕+X or ⊕+A		Double Back Body Drop

Commands	Condition	Move Name
Special Moves		
Holding chair, facing opponent		
⊕+X		Body Stab
⊕+A		DDT
Holding chair, behind opponent		
⊕+X		Stab
⊕+A		Back Drop
Holding chair, facing opponent in turnbuckle		
⊕+X		Chair Attack
⊕+A		Chair to Back
Holding chair, behind opponent in turnbuckle		
⊕+X		Chair Attack
⊕+A		Stab
Holding chair, opponent on ropes		
⊕+X		Body Stab
⊕+A		Counter Strike
Grapple atop small ladder		
⊕+X		Suplex
⊕+A		Suplex
Grapple atop large ladder		
⊕+X		Suplex
⊕+A		Suplex
Flying attack from above vs. opponent below		
⊕ toward opponent + A		Double Axe Handle
Grapple on the edge of a cage		
⊕+X or ⊕+A		Knuckle
Taunting		
Standing taunt		
△+B		Goldust 1
⬇+B		Goldust 2
Taunt from top turnbuckle		
B		F Goldust
Taunt in corner of ring		
B		Goldust
Taunt from ring apron		
△+B		Look Around
⬇+B		Taunt 4
Movement		
Walking		
⊕		Men Walk 1
Moving from ring to apron		
⊕ toward ring + ⊕		Normal
Entering ring from apron		
⊕ toward ring + A		Apron to Ring
Running from ring to apron		
⊕ toward rope + hold A		Ring to Apron
Running from outside to ring		
⊕ toward rope + hold A		Out to Ring

HARDCORE HOLLY™

Bio

Hardcore Holly was a tired man. A WWE veteran who, along with X-Pac (then known as the 1-2-3 Kid), became WWE Tag Team Champion in the mid-1990s, Holly had been through it all. He even held the NWA Tag Team Belts with Bart Gunn as the New Midnight Express.

He joined WWE under the name Sparky Plugg in the early 1990s. He is a licensed NASCAR driver, after all. He thought it would be an instant ticket to fortune.

It didn't happen. He became disenchanted with WWE's front office. After a brief stretch in the J.O.B. Squad, Holly developed a harder edge. With that, he focused his attention on the Hardcore Championship. He beat Al Snow at 1999 *St. Valentine's Day Massacre* Pay-Per-View to secure the vacant Hardcore Championship, lost it, regained it at *WrestleMania XV*, and again at *WrestleMania 2000*. Holly's toughness was used to his advantage again when he was selected to be a trainer on *Tough Enough 2*.

In the summer of 2002, Holly had surgery to correct spinal cord problems. It's a serious operation that requires one year of recovery time. Amazingly, in perhaps the best example yet of Holly's toughness, he refused all pain medication and vows to return better than ever.

STATS


Height: 6' 0"

Weight: 235 lbs.

From: Mobile, AL

Career Highlights:

Hardcore Champion, WWE World Tag Team Champion



QUESTION: Hardcore Holly suffered a broken arm a couple of years ago as a result of a mishap in the ring. What happened? (Answer at bottom of next page.)

SPECIAL MOVES



Alabama Slam™



Back Drop 3



Hardcore Groin Kick



HARDCORE HOLLY™'S MOVES

Condition	Move Name	Condition	Move Name	Condition	Move Name	Condition	Move Name
Versus Standing Opponent		Versus Standing Opponent		Versus Standing Opponent		Versus Standing Opponent	
Striking		Striking		Striking		Striking	
X	Right Punch 2	Near feet of face-down opponent	⊕+XKneecrusher	Climbing turnbuckle, opponent outside ring	⊕+X or ⊕+AClimbing B	Special Moves	Holding chair, facing opponent
⊕+X	Drop Kick 4	Running Moves	Running Moves	From top turnbuckle, opponent outside ring	X or ADouble Axe Handle	⊕+X	Body Stab
⊕+X	Right Toe Kick 1	Striking: running at standing opponent	XClothesline 1	From top turnbuckle, opponent in ring	ADrop Kick	⊕+A	Chair Attack
⊕+X	Chop 2	Striking: running at opponent on ground	XStomping	From second turnbuckle, opponent in ring	⊕+ADouble Axe Handle	Holding chair, behind opponent	
⊕+X	Short-Range Clothesline 4	Striking: while standing vs. running opponent	XNeckbreaker	Apron and Rope Moves		⊕+X	Stab
Grappling from the front		Striking: running toward face of standing opponent	⊕Bulldog	Facing opponent at ropes, both Superstars in ring	X or APunch Combo	⊕+X	Chair Attack
X	Kick to Mid-Section	Striking: running toward back of standing opponent	ABack Body Drop	⊕+X or ⊕+A	Stomping	⊕+A	Stab
⊕+X	Headlock & Punch	Striking: while standing vs. running opponent	APowerslam	⊕+X or ⊕+A	DDT 1	⊕+A	Body Stab
⊕+X	Double Axe Handle 2	Leap frog	⊕ (hold)Step Drop Kick 2	⊕+X or ⊕+A	Hammer Attack	⊕+A	Counter Strike
⊕+X	Chop 3	Turnbuckle Moves	Turnbuckle Moves	⊕+X or ⊕+A	Hardcore Low Blow	Grapple atop small ladder	
⊕+X	Elbow 1	Grapple facing opponent standing in turnbuckle	X or APunching from Turnbuckle	⊕+X or ⊕+A	Hardcore Low Blow	⊕+X	Suplex
A	Suplex 2	Grapple behind opponent standing in turnbuckle	⊕+X or ⊕+AShoulder Thrusts	⊕+X or ⊕+A	Hardcore Low Blow	⊕+A	Suplex
⊕+A	Powerbomb	Grapple on the edge of a cage	⊕+X or ⊕+AMudhole Stomping	⊕+X or ⊕+A	Hardcore Low Blow	Grapple atop large ladder	
⊕+A	Small Package Hold	Walking	⊕+X or ⊕+AChop 1	⊕+X or ⊕+A	Hardcore Low Blow	⊕+X	Arm Drag
⊕+A	Manhattan Drop	Moving from ring to apron	⊕+X or ⊕+ABack Elbow Strike	⊕+X or ⊕+A	Hardcore Low Blow	⊕+A	Suplex
⊕+A	DDT 1	Entering ring from apron	X+ASuperplex	⊕+X or ⊕+A	Hardcore Low Blow	Flying attack from above vs. opponent below	
X+A	Alabama Slam	Running from ring to apron	⊕+X or ⊕+AHardcore Groin Kick	⊕+X or ⊕+A	Hardcore Low Blow	⊕+X or ⊕+A	Double Axe Handle
Grappling from behind		Near head of face-up opponent	⊕+X or ⊕+ABrainbuster	⊕+X or ⊕+A	Hardcore Low Blow	⊕+X or ⊕+A	Knuckle
X	Elbow to Head 2	Near feet of face-up opponent	⊕+X or ⊕+ABrainbuster	⊕+X or ⊕+A	Hardcore Low Blow	Taunting	
⊕+X	Headsnap	Near head of face-down opponent	⊕+X or ⊕+ABack Drop	⊕+X or ⊕+A	Hardcore Low Blow	⊕+B	Standing taunt
⊕+X	Drop Kick	Striking	⊕+X or ⊕+AFace Pound	⊕+X or ⊕+A	Hardcore Low Blow	⊕+B	Hardcore 1
⊕+X	Elbow to Head 3	Striking	⊕+ACamel Clutch	⊕+X or ⊕+A	Hardcore Low Blow	⊕+B	Trash Talking 2
⊕+X	Shinbreaker	Striking		⊕+X or ⊕+A	Hardcore Low Blow	Taunt from top turnbuckle	
A	Pendulum Backbreaker	Striking		⊕+X or ⊕+A	Hardcore Low Blow	B	F Stand Up
⊕+A	Atomic Drop	Striking		⊕+X or ⊕+A	Hardcore Low Blow	Taunt in corner of ring	
⊕+A	Back Pin	Striking		⊕+X or ⊕+A	Hardcore Low Blow	B	Raise Arms 1
⊕+A	Sidewalk Slam	Striking		⊕+X or ⊕+A	Hardcore Low Blow	Taunt from ring apron	
⊕+A	Hardcore Back Drop	Striking		⊕+X or ⊕+A	Hardcore Low Blow	⊕+B	Look Around
X+A	Back Drop 3	Striking		⊕+X or ⊕+A	Hardcore Low Blow	⊕+B	Come Back!
Tag Team in front of opponent		Striking		⊕+X or ⊕+A	Hardcore Low Blow	Movement	
⊕+X or ⊕+A	Brainbuster	Striking		⊕+X or ⊕+A	Hardcore Low Blow	⊕	Walking
Tag Team surrounding opponent		Striking		⊕+X or ⊕+A	Hardcore Low Blow	⊕	Men Walk 1
⊕+X or ⊕+A	Chop	Striking		⊕+X or ⊕+A	Hardcore Low Blow	⊕	Moving from ring to apron
Tag Team behind opponent		Striking		⊕+X or ⊕+A	Hardcore Low Blow	⊕	toward ring + ⊕Normal
⊕+X or ⊕+A	Double Back Drop	Striking		⊕+X or ⊕+A	Hardcore Low Blow	⊕	Entering ring from apron
Versus Opponent on the Ground		Striking		⊕+X or ⊕+A	Hardcore Low Blow	⊕	toward ring + AApron to Ring
Striking		Striking		⊕+X or ⊕+A	Hardcore Low Blow	⊕	Running from ring to apron
X	Stomping 1	Striking		⊕+X or ⊕+A	Hardcore Low Blow	⊕	toward rope + hold ARing to Apron
⊕+X	Elbow Drop 1	Striking		⊕+X or ⊕+A	Hardcore Low Blow	⊕	Running from outside to ring
Near head of face-up opponent		Striking		⊕+X or ⊕+A	Hardcore Low Blow	⊕	toward rope + hold AOut to Ring
⊕+X	Side Mounted Punch	Striking		⊕+X or ⊕+A	Hardcore Low Blow		
⊕+A	Head Pound	Striking		⊕+X or ⊕+A	Hardcore Low Blow		
Near feet of face-up opponent		Striking		⊕+X or ⊕+A	Hardcore Low Blow		
⊕+X	Thigh Kick	Striking		⊕+X or ⊕+A	Hardcore Low Blow		
⊕+A	Half Boston Crab	Striking		⊕+X or ⊕+A	Hardcore Low Blow		
Near head of face-down opponent		Striking		⊕+X or ⊕+A	Hardcore Low Blow		
⊕+X	Face Pound	Striking		⊕+X or ⊕+A	Hardcore Low Blow		
⊕+A	Camel Clutch	Striking		⊕+X or ⊕+A	Hardcore Low Blow		


HULK HOGAN™

Bio

Perhaps no other performer in sports-entertainment history has had as great an impact as the legendary Hulkster. In 1984, when he began his first WWE Championship reign by pinning the Iron Sheik in New York's Madison Square Garden, the landscape of pro wrestling changed forever. Not only was Hogan a force to be reckoned with, but he engendered a movement called *Hulkamania* that exists to this day. With his *Hulkamaniacs* cheering him on, Hogan achieved the impossible in the ring, on the movie screen and at hospital bedsides, where his encouraging words inspired thousands of children to keep fighting. After a long sabbatical, he made a triumphant return to WWE in 2002, winning the WWE title and also writing a best-selling book, *Hollywood Hulk Hogan*. In 2003, he took care of two decades of unfinished business by defeating WWE owner Vince McMahon in a Street Fight at the event that has become synonymous with both men—*WrestleMania*.

STATS

Height: 6' 7"
Weight: 280 lbs.
From: Tampa, FL
Finishing Move: Leg Drop
Career Highlights: WCW Champion; WWE Champion



QUESTION: Where and when did Hulk Hogan win his first WWE Championship, and who did he defeat?

(Answer at bottom of next page.)



Hulk Up™



Back Drop 3



Final Leg Drop

SPECIAL MOVES

HULK HOGAN™'S MOVES



Condition	Commands	Move Name	Condition	Commands	Move Name	Condition	Commands	Move Name	Condition	Commands	Move Name
Versus Standing Opponent			Versus Opponent on the Ground			Special Moves					
		Striking			Striking			Holding chair, facing opponent			
	X	Right Punch 2		X	Stomping 1		X	Body Stab		X	Chair Attack
	△+X	Big Boot		△+X	Elbow Drop 1		△+X	Chair Attack		△+X	Holding chair, behind opponent
	▽+X	Right Toe Kick 1		▽+X	Side Mounted Punch		▽+X	Stab		▽+X	Stab
	◀+X	Chop 2		◀+X	Neckchoke		◀+X	Chair Attack		◀+X	Chair Attack
	▶+X	Short-Range Clothesline 4		▶+X	Near feet of faceup opponent		▶+X	Holding chair, facing opponent in turnbuckle		▶+X	Chair Attack
		Grappling from the front			Near feet of facedown opponent			Chair Attack			Holding chair, facing opponent in turnbuckle
	X	Punch 4		X	Face Pound		X	Chair Attack		X	Chair to Back
	△+X	Scoop Slam 1		△+X	Half Boston Crab		△+X	Chair to Back		△+X	Holding chair, behind opponent in turnbuckle
	▽+X	Fist to Back		▽+X	Back Mount Punch		▽+X	Holding chair, behind opponent in turnbuckle		▽+X	Chair Attack
	◀+X	Chop 3		◀+X	Back Drop 3		◀+X	Chair Attack		◀+X	Chair Attack
	▶+X	Punch 3		▶+X	Final Leg Drop		▶+X	Chair Attack		▶+X	Chair Attack
	A	Body Press Slam 1		A	Standing on apron, facing opponent in ring near ropes		A	Stab		A	Stab
	△+A	Suplex 1		△+A	Standing on apron, behind opponent in ring near ropes		△+A	Holding chair, opponent on ropes		△+A	Body Stab
	▽+A	Small Package Hold		▽+A	Elbow Strike 1		▽+A	Body Stab		▽+A	Counter Strike
	◀+A	Hogan Push		◀+A	Final Leg Drop		◀+A	Counter Strike		◀+A	Grapple atop small ladder
	▶+A	Headlock & Punch		▶+A	Final Leg Drop		▶+A	Grapple atop small ladder		▶+A	Suplex
	X+A	Hulk Up		X+A	Final Leg Drop		X+A	Suplex		X+A	Suplex
		Grappling from behind			Final Leg Drop			Grapple atop large ladder			Grapple atop large ladder
	X	Elbow to Head 2		X	Front Rope Stun Gun		X	Suplex		X	Suplex
	△+X	Headsnap		△+X	Elbow Strike		△+X	Suplex		△+X	Suplex
	▽+X	Back Lariat		▽+X	Elbow Strike		▽+X	Flying attack from above vs. opponent below		▽+X	toward opponent + A Double Axe Handle
	◀+X	Elbow to Head 4		◀+X	Elbow Strike		◀+X	Grapple on the edge of a cage		◀+X	toward opponent + A Double Axe Handle
	▶+X	Elbow to Head 1		▶+X	Elbow Strike		▶+X	Grapple on the edge of a cage		▶+X	toward opponent + A Double Axe Handle
	A	Russian Leg Sweep		A	Elbow Strike		A	Knuckle		A	Knuckle
	△+A	Sidewalk Slam		△+A	Elbow Strike		△+A	Taunting		△+A	Taunting
	▽+A	School Boy		▽+A	Elbow Strike		▽+A	Standing taunt		▽+A	Hogan 1
	◀+A	Stalling Atomic Drop		◀+A	Elbow Strike		◀+A	Hogan 2		◀+A	Hogan 2
	▶+A	Facecrusher		▶+A	Elbow Strike		▶+A	Taunt from top turnbuckle		▶+A	S Hogan
	X+A	Back Drop 3		X+A	Elbow Strike		X+A	Taunt in corner of ring		X+A	Hogan
		Tag Team in front of opponent			Elbow Strike			Taunt from ring apron			Hogan 1
	△+X or △+A	Brainbuster			Elbow Strike			Hogan 2			Hogan 2
	▽+X or △+A	Tag Team surrounding opponent			Elbow Strike			Movement			Walking
	◀+X or △+A	Chop			Elbow Strike			Men Walk 1			Moving from ring to apron
	▶+X or △+A	Tag Team behind opponent			Elbow Strike			toward ring + △ Normal			Entering ring from apron
	△+X or △+A	Double Back Drop			Elbow Strike			toward ring + A Apron to Ring			Running from ring to apron
		Versus Opponent on the Ground			Elbow Strike			toward ring + hold A Ring to Apron			Running from outside to ring
		Striking			Elbow Strike			toward rope + hold A Out to Ring			Attack using ropes while standing near ropes
	X	Stomping 1			Elbow Strike			Tag Team near opponent who is near ropes			Tag Team near opponent who is near ropes
	△+X	Elbow Drop 1			Elbow Strike			Hip Toss			Hip Toss
		Near head of faceup opponent			Elbow Strike						
	△+X	Side Mounted Punch			Elbow Strike						
	△+A	Neckchoke			Elbow Strike						
		Near feet of faceup opponent			Elbow Strike						
	△+X	Thigh Kick			Elbow Strike						
	△+A	Half Boston Crab			Elbow Strike						
		Near head of facedown opponent			Elbow Strike						
	△+X	Face Pound			Elbow Strike						
	△+A	Back Mount Punch			Elbow Strike						

ANSWER: Hulk Hogan beat The Iron Sheik in New York City's Madison Square Garden on Jan. 23, 1984, to become the WWE Champion.

THE HURRICANE®

Bio

Don't let mild-mannered Gregory Helms fool you. When this ace reporter dons his costume and cape, he becomes an in-ring force, capturing the fans' enthusiasm with high-flying moves as he crusades for truth and justice. The Hurricane's skill level is at the top of his craft, and his foes know that they're in for the battle of their lives. An extremely gifted athlete, this superhero is capable of fleet-footed ring maneuvers and aerial assaults. He made his mark in WWE's Cruiserweight Division on *SmackDown!*, before flying to Raw to match his skills with some of the biggest men on the roster.

STATS

Height: 6' 0"
Weight: 191 lbs.
From: Raleigh, NC
Finishing Move: Eye of the Hurricane
Career Highlights: European Champion, WCW Cruiserweight Champion, WWE Hardcore Champion, WCW Hardcore Champion, WWE Cruiserweight Champion, WWE World Tag Team Champion



QUESTION:

What three factions was The Hurricane a part of in WCW?
(Answer at bottom of next page.)

SPECIAL MOVES



Hurri Choke Slam™



Eye of the Hurricane™



Flying Neckbreaker



THE HURRICANE'S MOVES

THE HURRICANE®

Commands	Condition	Move Name
Versus Standing Opponent		
Striking		
X		Right Punch 2
△+X		Drop Kick 1
○+X		Right Toe Kick 1
◀+X		Step Side Kick 3
▶+X		Chop 2
Grappling from the front		
X		Kick to Mid-Section
△+X		Drop Kick
○+X		Enzuigiri
◀+X		Eye Rake 2
▶+X		Chinbreaker 3
A		Neckbreaker 1
△+A		Cross Arm Drop
○+A		Hurricane Step Kick
◀+A		DDT
▶+A		Neckbreaker 2
X+A		Hurri Choke Slam
Grappling from behind		
X		Elbow to Back 2
△+X		Headsnap
○+X		Drop Kick
◀+X		Elbow to Head 3
▶+X		Back Rake 1
A		Russian Leg Sweep
△+A		Leg Trip
○+A		School Boy
◀+A		Back Drop 2
▶+A		Reverse DDT Drop
X+A		Eye of The Hurricane
Tag Team in front of opponent		
○+X or ○+A		Brainbuster
Tag Team surrounding opponent		
○+X or ○+A		Chop
Tag Team behind opponent		
○+X or ○+A		Double Facecrusher
Versus Opponent on the Ground		
Striking		
X		Stomping 1
○+X		Jumping Elbow
Near head of faceup opponent		
○+X		Side Mounted Punch
○+A		Head Pound
Near feet of faceup opponent		
○+X		Thigh Kick
○+A		Half Boston Crab
Near head of facedown opponent		
○+X		Face Pound
○+A		Camel Clutch

Commands	Condition	Move Name
○+X	Near feet of facedown opponent	Kneecrusher
○+A		Half Boston Crab
Running Moves		
Striking: running at standing opponent		
X		Flying Body Press
Striking: running at opponent on ground		
X		Elbow Drop 2
Striking: while standing vs. running opponent		
X		Neckbreaker
○		One-Hand Facecrusher
Grapple: running toward face of standing opponent		
A		Back Body Drop
Grapple: running toward back of standing opponent		
A		Arm Drag 1
Grapple: while standing vs. running opponent		
A		Back Elbow Strike
○+A		Drop Kick 1
Leap frog		
○(hold)		Step Drop Kick 2
Turnbuckle Moves		
Grapple facing opponent standing in turnbuckle		
X or A		Punch
△+X or ○+A		Diving Cross Body
○+X or ○+A		Mudhole Stomping
◀+X or ▶+A		Chop 2
◀+X or ▶+A		Back Elbow Strike
X+A		Flying Neckbreaker
Grapple behind opponent standing in turnbuckle		
X or A		Elbow to Head
△+X or ○+A		Headcrusher
○+X or ○+A		Back Drop
◀+X or ▶+A		Corner Pound 2
◀+X or ▶+A		Back Elbow
X+A		Reverse Huracanrana
Tag Team facing opponent standing in turnbuckle		
○+X or ○+A		Brainbuster
Tag Team behind opponent standing in turnbuckle		
○+X or ○+A		Back Drop
Climbing turnbuckle, opponent in ring		
○+X or ○+A		Climbing F 1

Commands	Condition	Move Name
Climbing turnbuckle, opponent outside ring		
○+X or ○+A		Climbing B
From top turnbuckle, opponent outside ring		
X or A		Knee Drop
From top turnbuckle, opponent in ring		
A		Body Attack
X		Body Attack
From second turnbuckle, opponent in ring		
○+A		Drop Kick
Apron and Rope Moves		
Facing opponent at ropes, both Superstars in ring		
X or A		Punch Combo
△+X or ○+A		Stomping
○+X or ○+A		DDT 1
◀+X or ○+A		Chop
▶+X or ○+A		Elbow Strike 1
X+A		One-Hand Facecrusher
Standing on apron, facing opponent in ring near ropes		
A		Front Rope Stun Gun
Standing on apron, behind opponent in ring near ropes		
A		Sleeper Hold
Standing near ropes, facing opponent on apron		
A		Stun Gun
Flying Attack: standing near ropes, opponent outside ring		
○ toward rope + A		Plancha 2
Flying Attack: running to ropes, opponent outside ring		
○ toward rope + A		Pescado 1
Flying Attack: standing on apron, opponent outside ring		
○ toward opponent + A		Double Axe Handle
Flying Attack: running along apron, opponent outside ring		
○ toward opponent + A		Double Axe Handle
Flying Attack: standing on apron, opponent in ring		
○ toward opponent + A		Swan Dive Drop Kick
Attack using ropes while standing near ropes		
○ toward rope + A		Cross Body Attack
Tag Team near opponent who is near ropes		
○+X or ○+A		Double Back Body Drop

Commands	Condition	Move Name
Special Moves		
Holding chair, facing opponent		
○+X		Body Stab
○+A		DDT
Holding chair, behind opponent		
○+X		Stab
○+A		Back Drop
Holding chair, facing opponent in turnbuckle		
○+X		Chair Attack
○+A		Chair to Back
Holding chair, behind opponent in turnbuckle		
○+X		Chair Attack
○+A		Stab
Holding chair, opponent on ropes		
○+X		Body Stab
○+A		Counter Strike
Grapple atop small ladder		
○+X		Arm Drag
○+A		Arm Drag
Grapple atop large ladder		
○+X		Suplex
○+A		Suplex
Flying attack from above vs. opponent below		
○ toward opponent + 1		Body Attack
Grapple on the edge of a cage		
○+X or ○+A		Knuckle
Taunting		
Standing taunt		
△+B		Hurricane 1
○+B		Hurricane 2
Taunt from top turnbuckle		
B		F Stand Up
Taunt in corner of ring		
B		Hurricane
Taunt from ring apron		
△+B		Hurricane
○+B		Come Back!
Movement		
Walking		
○		Men Walk 1
Moving from ring to apron		
○ toward ring + ○		Normal
Entering ring from apron		
○ toward ring + A		Apron to Ring
Running from ring to apron		
○ toward rope + hold A		Ring to Apron
Running from outside to ring		
○ toward rope + hold A		Out to Ring

JACQUELINE™

Bio

Jacqueline is one of the strongest, most athletic women on the World Wrestling Entertainment roster. In fact, her attributes rival those of many of the WWE's men. On numerous occasions, she has been known to mix it up in the ring with male competitors. Occasionally, Jackie rekindles her competitive fire, competing in matches in the heated women's division or teaming with male Superstars for mixed tag-team competition.

STATS

Height: 5' 1"
From: Dallas, TX
Finishing Move: DDT
Career Highlights: Women's Champion



QUESTION:

Several years ago, Jacqueline was the leader of a WWE faction called P.M.S. What did P.M.S. stand for?
(Answer at bottom of next page.)

SPECIAL MOVES



German Suplex 3



Superplex



Reverse DDT



JACQUELINE™'S MOVES

JACQUELINE™

Condition	Move Name	Condition	Move Name	Condition	Move Name	Condition	Move Name
Versus Standing Opponent		Versus Standing Opponent		Versus Standing Opponent		Special Moves	
Striking		Near feet of face-down opponent		Climbing turnbuckle, opponent outside ring		Holding chair, facing opponent	
X	Elbow Strike 3	⊕+X	Kneecrusher	⊕+X or ⊕+A	Climbing B	⊕+X	Body Stab
⊕+X	Spin Kick Stacy	⊕+A	Punches to Head	From top turnbuckle, opponent outside ring		⊕+A	Chair Attack
⊕+X	Right Toe Kick 1	Running Moves		Striking: running at standing opponent		Holding chair, behind opponent	
⊕+X	Chop 2	X	Clothesline 1	X or A	Double Axe Handle	⊕+X	Stab
⊕+X	Right Slap	Striking: running at opponent on ground		From top turnbuckle, opponent in ring		⊕+A	Chair Attack
Grappling from the front		X	Elbow Drop 2	A	Body Attack	Holding chair, facing opponent in turnbuckle	
X	Kick to Mid-Section	Striking: while standing vs. running opponent		From second turnbuckle, opponent in ring		⊕+X	Chair Attack
⊕+X	Short-Range Lariat 1	X	Neckbreaker	⊕+A	Double Axe Handle	⊕+A	Chair to Back
⊕+X	Enzuigiri	⊕	Bulldog	Apron and Rope Moves		Holding chair, behind opponent in turnbuckle	
⊕+X	Chop 3	Grapple: running toward face of standing opponent		Facing opponent at ropes, both Superstars in ring		⊕+X	Chair Attack
⊕+X	Slap 1	A	Back Body Drop	X or A	Elbow Strike Combo 1	⊕+A	Stab
A	Arm Drag	Grapple: running toward back of standing opponent		⊕+X or ⊕+A	Stomping	Holding chair, opponent on ropes	
⊕+A	Snappare 2	A	Arm Drag 1	⊕+X or ⊕+A	Hair Whip	⊕+X	Body Stab
⊕+A	Small Package Hold	Grapple: while standing vs. running opponent		⊕+X or ⊕+A	Chop	⊕+A	Counter Strike
⊕+A	Tomado DDT	A	Back Elbow Strike	⊕+X or ⊕+A	Slap	Grapple atop small ladder	
⊕+A	Headlock & Punch	⊕+A	Right Toe Kick 1	X+A	DDT 2	⊕+X	Suplex
X+A	Stacy Spinning Kick	Leap frog		Standing on apron, facing opponent in ring near ropes		⊕+A	Suplex
Grappling from behind		⊕ (hold)	Clothesline	A	Front Rope Stun Gun	Grapple atop large ladder	
X	Elbow to Back 2	Turnbuckle Moves		Standing on apron, behind opponent in ring near ropes		⊕+X	Arm Drag
⊕+X	Headsnap	Grapple facing opponent standing in turnbuckle		A	Sleeper Hold	⊕+A	Suplex
⊕+X	Back Lariat	X or A	Punch Kick Combo	Standing near ropes, facing opponent on apron		Flying attack from above vs. opponent below	
⊕+X	Elbow to Head 3	⊕+X or ⊕+A	Diving Cross Body	A	Stun Gun	⊕ toward opponent + A	Double Axe Handle
⊕+X	Leg Trip	⊕+X or ⊕+A	Mudhole Stomping	Flying Attack: standing near ropes, opponent outside ring		⊕+X or ⊕+A	Knuckle
A	Russian Leg Sweep	⊕+X or ⊕+A	Chop 1	Flying Attack: running to ropes, opponent outside ring		Grapple on the edge of a cage	
⊕+A	Bulldog	⊕+X or ⊕+A	Back Elbow Strike	⊕ toward rope + A	n/a	Grapple atop small ladder	
⊕+A	Hopping Rolling Pin	X+A	Superplex	Flying Attack: standing on apron, opponent outside ring		⊕+X	Arm Drag
⊕+A	Sidewalk Slam	Grapple behind opponent standing in turnbuckle		⊕ toward rope + A	Baseball Slide Kick	⊕+A	Suplex
⊕+A	Facecrusher	X or A	Elbow to Head	Flying Attack: standing on apron, opponent outside ring		Flying attack from above vs. opponent below	
X+A	German Suplex 3	⊕+X or ⊕+A	Lariat	⊕ toward opponent + A	Double Axe Handle	toward opponent + A	
Tag Team in front of opponent		⊕+X or ⊕+A	Headcrusher	Flying Attack: running along apron, opponent outside ring		toward rope + A	
⊕+X or ⊕+A	Brainbuster	⊕+X or ⊕+A	Drop Kick	⊕ toward opponent + A	Double Axe Handle	toward rope + A	
Tag Team surrounding opponent		⊕+X or ⊕+A	Back Elbow	Flying Attack: standing on apron, opponent in ring		toward rope + hold A	
⊕+X or ⊕+A	Slap	X+A	Reverse DDT	⊕ toward opponent + A	n/a	Ring to Outside	
Tag Team behind opponent		Tag Team facing opponent standing in turnbuckle		Flying Attack: standing on apron, opponent in ring		Running from outside to ring	
⊕+X or ⊕+A	Double Back Drop	⊕+X or ⊕+A	Brainbuster	⊕ toward opponent + A	n/a	Running from outside to ring	
Versus Opponent on the Ground		Tag Team behind opponent standing in turnbuckle		Attack using ropes while standing near ropes		toward rope + hold A	
Striking		⊕+X or ⊕+A	Back Drop	⊕ toward rope + A	n/a	Out to Ring	
X	Stomping 1	⊕+X or ⊕+A	Back Drop	Tag Team near opponent who is near ropes			
⊕+X	Elbow Drop 1	⊕+X or ⊕+A	Climbing F 1	⊕+X or ⊕+A	Double Back Body Drop		
Near head of face-up opponent							
⊕+X	Side Mounted Punch						
⊕+A	Hair Whip						
Near feet of face-up opponent							
⊕+X	Thigh Kick						
⊕+A	Half Boston Crab						
Near head of face-down opponent							
⊕+X	Face Pound						
⊕+A	Back Mount Punch						

www.primagames.com

JAMIE NOBLE™

BIO

Jamie Noble worked his whole life to become a WWE Superstar. He moved eight different times to five different cities to pursue his dream. He toiled in independent promotions for years, earning just a few dollars to wrestle each night. He worked in an airplane factory, towed cars, installed fire alarms and drove a truck to keep the bills paid—all the while wrestling at night.

Now that the high-flying Superstar finally accomplished his goal and made it to WWE, he's absolutely obsessed with sticking around, and not letting anyone get in his way. Noble became WWE Cruiserweight Champion after defeating The Hurricane at *King of the Ring* 2002, thanks to help from his girlfriend, Nidia. He declared that the title meant more to him than life itself; as champion, he could finally have the respect that he so richly deserved. Perhaps he could move into a new, bigger trailer.

STATS

Height: 5' 9"

Weight: 200 lbs.

From: Hanover, WV

Career Highlights:
WWE Cruiserweight Champion



QUESTION: What masked tag team was Jamie Noble a member of in WCW? (Answer at bottom of next page.)



Tiger Bomb



German Suplex 1



Superplex

SPECIAL MOVES



JAMIE NOBLE™'S MOVES

JAMIE NOBLE™

Commands	Condition	Move Name
Versus Standing Opponent		
Striking		
X		Right Punch 2
⬆+X		Drop Kick 1
⬇+X		Right Toe Kick 1
⬅+X		Chop 1
⬆+X		Step Side Kick 1
Grappling from the front		
X		Kick to Mid-Section
⬆+X		Chinbreaker 1
⬇+X		Double Axe Handle 2
⬅+X		Eye Rake 2
⬆+X		Chop 2
A		Suplex 1
⬆+A		Falcon Arrow
⬇+A		Pinning Powerbomb
⬅+A		Noble Suplex
⬆+A		High-Angle Scoop Slam
X+A		Tiger Bomb
Grappling from behind		
X		Elbow to Back 2
⬆+X		Headsnap
⬇+X		Drop Kick
⬅+X		Elbow to Head 3
⬆+X		Leg Trip
A		Russian Leg Sweep
⬆+A		Back Drop 2
⬇+A		School Boy
⬅+A		J O Suplex
⬆+A		Bulldog
X+A		German Suplex 1
Tag Team in front of opponent		
⊕+X or ⊕+A		Brainbuster
Tag Team surrounding opponent		
⊕+X or ⊕+A		Chop
Tag Team behind opponent		
⊕+X or ⊕+A		Double Back Drop
Versus Opponent on the Ground		
Striking		
X		Stomping 1
⊕+X		Elbow Drop 1
Near head of face-up opponent		
⊕+X		Side-Mounted Punch
⊕+A		Head Pound
Near feet of face-up opponent		
⊕+X		Thigh Kick
⊕+A		Half Boston Crab
Near head of face-down opponent		
⊕+X		Face Pound
⊕+A		Camel Clutch

Commands	Condition	Move Name
Near feet of face-down opponent		
⊕+X		Kneecrusher
⊕+A		Punches to Head
Running Moves		
Striking: running at standing opponent		
X		Drop Kick 1
Striking: running at opponent on ground		
X		Stomping
Striking: while standing vs. running opponent		
X		Neckbreaker
⊕		Bulldog
Grapple: running toward face of standing opponent		
A		Back Body Drop
Grapple: running toward back of standing opponent		
A		Leg Scissors
Grapple: while standing vs. running opponent		
A		Back Elbow Strike
⊕+A		Drop Kick 2
Leap frog		
⊕ (hold)		Step Drop Kick 2
Turnbuckle Moves		
Grapple facing opponent standing in turnbuckle		
X or A		Shove 1
⬆+X or ⬆+A		Stomping-Choke
⬇+X or ⬇+A		Mudhole Stomping
⬅+X or ⬅+A		Elbow Combo
⬆+X or ⬆+A		Back Elbow Strike
X+A		Superplex
Grapple behind opponent standing in turnbuckle		
X or A		Corner Pound Combo
⬆+X or ⬆+A		Elbow to Head
⬇+X or ⬇+A		Corner Pound 2
⬅+X or ⬅+A		Drop Kick
⬆+X or ⬆+A		Back Elbow
X+A		Back Drop
Tag Team facing opponent standing in turnbuckle		
⊕+X or ⊕+A		Brainbuster
Tag Team behind opponent standing in turnbuckle		
⊕+X or ⊕+A		Back Drop
Climbing turnbuckle, opponent in ring		
⊕+X or ⊕+A		Climbing F 1

Commands	Condition	Move Name
Climbing turnbuckle, opponent outside ring		
⊕+X or ⊕+A		Climbing B
From top turnbuckle, opponent outside ring		
X or A		Double Axe Handle
From top turnbuckle, opponent in ring		
A		Drop Kick
X		Double Axe Handle
From second turnbuckle, opponent in ring		
⊕+A		Drop Kick
Apron and Rope Moves		
Facing opponent at ropes, both Superstars in ring		
X or A		Stomping
⬆+X or ⬆+A		Chop 2
⬇+X or ⬇+A		Legchoke
⬅+X or ⬅+A		Hammer Attack
⬆+X or ⬆+A		Elbow Strike 1
X+A		DDT 2
Standing on apron, facing opponent in ring near ropes		
A		Front Rope Stun Gun
Standing on apron, behind opponent in ring near ropes		
A		Sleeper Hold
Standing near ropes, facing opponent on apron		
A		Stun Gun
Flying Attack: standing near ropes, opponent outside ring		
⊕ toward rope + A		n/a
Flying Attack: running to ropes, opponent outside ring		
⊕ toward rope + A		Suicide Dive
Flying Attack: standing on apron, opponent outside ring		
⊕ toward opponent + A		Double Axe Handle
Flying Attack: running along apron, opponent outside ring		
⊕ toward opponent + A		Double Axe Handle
Flying Attack: standing on apron, opponent in ring		
⊕ toward opponent + A		n/a
Attack using ropes while standing near ropes		
⊕ toward rope + A		n/a
Tag Team near opponent who is near ropes		
⊕+X or ⊕+A		Double Back Body Drop

Commands	Condition	Move Name
Special Moves		
Holding chair, facing opponent		
⊕+X		Body Stab
⊕+A		Chair Attack
Holding chair, behind opponent		
⊕+X		Stab
⊕+A		Chair Attack
Holding chair, facing opponent in turnbuckle		
⊕+X		Chair Attack
⊕+A		Chair to Back
Holding chair, behind opponent in turnbuckle		
⊕+X		Chair Attack
⊕+A		Stab
Holding chair, opponent on ropes		
⊕+X		Body Stab
⊕+A		Counter Strike
Grapple atop small ladder		
⊕+X		Suplex
⊕+A		Suplex
Grapple atop large ladder		
⊕+X		Arm Drag
⊕+A		Suplex
Flying attack from above vs. opponent below		
⊕ toward opponent + A		Double Axe Handle
⊕+X or ⊕+A		Knuckle
Taunting		
Standing taunt		
⬆+B		Trash Talking 2
⬇+B		Raise Arm
Taunt from top turnbuckle		
B		F Stand Up
Taunt in corner of ring		
B		Raise Arms 1
Taunt from ring apron		
⬆+B		Clap Hand 1
⬇+B		Come Back!
Movement		
Walking		
⊕		Men Walk 1
Moving from ring to apron		
⊕ toward ring + ⊕		Normal
Entering ring from apron		
⊕ toward ring + A		Apron to Ring
Running from ring to apron		
⊕ toward rope + hold A		Ring to Apron
Running from outside to ring		
⊕ toward rope + hold A		Slide 2

www.primagames.com

JAZZ™

BIO

Jazz has already made an impact on WWE since making her debut at *Survivor Series* in 2001. The tough-talking Diva didn't waste her time working her way up the ladder.

In ECW, she was known for being one tough woman, and she proved her grittiness in WWE when she man-handled Trish Stratus to become the Women's Champion! A torn ACL put Jazz on the sidelines for several months, but that injury is behind her and she's ready to resume her dominance of the WWE's Women's Division.

STATS

Height: 5' 4"
From: New Orleans, LA
Finishing Move: STF, Fisherman's Suplex
Career Highlights: Women's Champion



QUESTION:

They aren't a "TV couple," but Jazz is married to a fellow Raw WWE Superstar. Who is he?

(Answer at bottom of next page.)

SPECIAL MOVES



Shut-Out Bomb™



German Suplex 1



Super Fisherman Buster



JAZZ™'s MOVES

JAZZ™

Condition	Move Name	Condition	Move Name	Condition	Move Name	Condition	Move Name	
Versus Standing Opponent		Versus Standing Opponent		Versus Standing Opponent		Special Moves		
Striking		Near feet of face-down opponent		Climbing turnbuckle, opponent outside ring		Holding chair, facing opponent		
X	Right Punch 2	⊕+X	Kneecrusher	⊕+X or ⊕+A	Climbing B	⊕+X	Body Stab	
⊕+X	Low Drop Kick 1	⊕+A	STF	From top turnbuckle, opponent outside ring		⊕+A	Chair Attack	
⊕+X	Right Toe Kick 1	Running Moves		Striking: running at standing opponent		Holding chair, behind opponent		
⊕+X	Left Slap	X	Clothesline 1	X or A	Double Axe Handle	⊕+X	Stab	
⊕+X	Short-Range Clothesline 4	Striking: running at opponent on ground		From top turnbuckle, opponent in ring		⊕+A	Chair Attack	
Grappling from the front		X	Leg Drop	A	Diving Leg Drop 1	Holding chair, facing opponent in turnbuckle		
X	Elbow 2	Striking: while standing vs. running opponent		X	Double Axe Handle	⊕+X	Chair Attack	
⊕+X	Short-Range Lariat 1	X	Neckbreaker	From second turnbuckle, opponent in ring		⊕+A	Chair to Back	
⊕+X	Fist to Back	⊕	Bulldog	⊕+A	Double Axe Handle	Holding chair, behind opponent in turnbuckle		
⊕+X	Chop 3	Grapple: running toward face of standing opponent		Apron and Rope Moves				
⊕+X	Punch 5	A	Powerslam	Facing opponent at ropes, both Superstars in ring		⊕+X	Chair Attack	
A	Suplex 1	Grapple: running toward back of standing opponent		X or A	Punch Combo	⊕+A	Stab	
⊕+A	Double-Arm Suplex 1	A	Sidewalk Slam	⊕+X or ⊕+A	Stomping	Holding chair, opponent on ropes		
⊕+A	Samoan Roll	Grapple: while standing vs. running opponent		⊕+X or ⊕+A	Legchoke	⊕+X	Body Stab	
⊕+A	Fisherman Brainbuster	A	Drop Kick 3	⊕+X or ⊕+A	Chop	⊕+A	Counter Strike	
⊕+A	Northern Lights Suplex 2	Leap frog		⊕+X or ⊕+A	Slap	Grapple atop small ladder		
⊕+A	Shut-Out Bomb	⊕(hold)	Clothesline	X+A	DDT 2	⊕+X	Suplex	
Grappling from behind		Turnbuckle Moves		Standing on apron, facing opponent in ring near ropes		⊕+A	Suplex	
X	Elbow to Back 2	Grapple facing opponent standing in turnbuckle		A	Front Rope Stun Gun	Grapple atop large ladder		
⊕+X	Headsnap	X or A	Punch-Kick Combo	Standing on apron, behind opponent in ring near ropes		⊕+X	Arm Drag	
⊕+X	Back Lariat	⊕+X or ⊕+A	Stomping-Choke	A	Sleeper Hold	⊕+A	Suplex	
⊕+X	Elbow to Head 3	⊕+X or ⊕+A	Mudhole Stomping	Standing near ropes, facing opponent on apron		Flying attack from above vs. opponent below		
⊕+X	Headbutt from Behind	⊕+X or ⊕+A	Body Attack	A	Stun Gun	⊕ toward opponent + A	Double Axe Handle	
A	Russian Leg Sweep	⊕+X or ⊕+A	Lariat	Flying Attack: standing near ropes, opponent outside ring		⊕+X or ⊕+A	Knuckle	
⊕+A	Neckbreaker	Super Fisherman Buster		Flying Attack: running to ropes, opponent outside ring		Taunting		
⊕+A	School Boy	Grapple behind opponent standing in turnbuckle		⊕ toward rope + A	n/a	Standing taunt		
⊕+A	Sidewalk Slam	X or A	Elbow to Head	Flying Attack: standing on apron, opponent outside ring		⊕+B	Hardcore 1	
⊕+A	Sleeper Suplex	⊕+X or ⊕+A	Lariat	⊕ toward rope + A	Baseball Slide Kick	⊕+B	Undertaker 1	
⊕+A	German Suplex 1	⊕+X or ⊕+A	Headcrusher	Flying Attack: standing on apron, opponent outside ring		Taunt from top turnbuckle		
Tag Team in front of opponent		⊕+X or ⊕+A	Drop Kick	⊕ toward opponent + A	Double Axe Handle	B	F Stand Up	
⊕+X or ⊕+A	Brainbuster	⊕+X or ⊕+A	Back Elbow	Flying Attack: running along apron, opponent outside ring		Taunt in corner of ring		
Tag Team surrounding opponent		X+A	Back Drop	⊕ toward opponent + A	Double Axe Handle	Taunt from ring apron		
Tag Team behind opponent		Tag Team facing opponent standing in turnbuckle		Flying Attack: standing on apron, opponent in ring		⊕+B	Look Around	
⊕+X or ⊕+A	Double Back Drop	⊕+X or ⊕+A	Brainbuster	⊕ toward opponent + A	n/a	⊕+B	Come Back!	
Versus Opponent on the Ground		Tag Team behind opponent standing in turnbuckle		Attack using ropes while standing near ropes		Movement		
Striking		⊕+X or ⊕+A	Back Drop	Tag Team near opponent who is near ropes		Walking		
X	Stomping 1	⊕+X or ⊕+A	Climbing F 1	⊕+X or ⊕+A	Double Back Body Drop	⊕	Women Walk	
⊕+X	Soccer Ball Kick	Climbing turnbuckle, opponent in ring		Moving from ring to apron				
Near head of face-up opponent		Climbing turnbuckle, opponent in ring		⊕ toward ring + ⊕				Normal
⊕+X	Side-Mounted Punch	Climbing turnbuckle, opponent in ring		Entering ring from apron				
⊕+A	Hair Whip	Climbing turnbuckle, opponent in ring		⊕ toward ring + A				Apron to Ring
Near feet of face-up opponent		Climbing turnbuckle, opponent in ring		Running from ring to apron				
⊕+X	Thigh Kick	Climbing turnbuckle, opponent in ring		⊕ toward rope + hold A				Ring to Apron
⊕+A	Half Boston Crab	Climbing turnbuckle, opponent in ring		Running from outside to ring				
Near head of face-down opponent		Climbing turnbuckle, opponent in ring		⊕ toward rope + hold A				Out to Ring
⊕+X	Face Pound	Climbing turnbuckle, opponent in ring						
⊕+A	Back-Mount Punch	Climbing turnbuckle, opponent in ring						

www.primagames.com

JOHN CENA™

Bio

One needs only to glance quickly at John Cena to realize that he's a phenomenally conditioned athlete. The young Superstar started training at age 15. He went on to play offensive lineman at Springfield (Mass.) College, earning All-American honors as a senior, and a degree in exercise physiology. He also competed in some bodybuilding competitions.

But what you may not know about John Cena is that he's an outstanding freestyle rapper. He's been doing it since he was a young teen, and, more recently, he has been able to display his talents to a worldwide WWE audience.

With his impressive athletic ability and natural charisma, Cena—still in his mid-20s—is one of the hottest stars on *SmackDown!*

STATS

Height: 6' 1"
Weight: 248 lbs.
From: West Newbury, MA
Finishing Move: FU



QUESTION:

What is John Cena's favorite baseball team?

(Answer at bottom of next page.)

SPECIAL MOVES



Twist Fisherman Suplex



Spinning Side Buster



Superplex



JOHN CENA™'S MOVES

JOHN CENA™

Commands	Condition	Move Name
Versus Standing Opponent		
Striking		
X		Elbow Strike 1
⬇+X		Drop Kick 1
⬆+X		Right Toe Kick 1
⬅+X		Overhand Palm Strike 2
⬇+X		Chop 2
Grappling from the front		
X		Kick to Mid-Section
⬇+X		Short-Range Lariat 2
⬆+X		Enzuigiri
⬅+X		Chinbreaker 3
⬇+X		Drop Kick
A		Scoop Slam 1
⬇+A		Belly-to-Belly Suplex 2
⬆+A		Small Package Hold
⬅+A		DDT
⬇+A		Facecrusher
X+A		Twist Fisherman Suplex
Grappling from behind		
X		Elbow to Back 2
⬇+X		Headsnap
⬆+X		Back Lariat
⬅+X		Elbow to Head 3
⬇+X		Shinbreaker
A		Pendulum Backbreaker
⬇+A		Back Drop 2
⬆+A		School Boy
⬅+A		Neckbreaker
⬇+A		Belly-to-Back Suplex
X+A		Spinning Side Buster
Tag Team in front of opponent		
⊕+X or ⊕+A		Brainbuster
Tag Team surrounding opponent		
⊕+X or ⊕+A		Chop
Tag Team behind opponent		
⊕+X or ⊕+A		Double Back Drop
Versus Opponent on the Ground		
Striking		
X		Stomping 1
⊕+X		Elbow Drop 1
Near head of face-up opponent		
⊕+X		Side-Mounted Punch
⊕+A		Head Pound
Near feet of face-up opponent		
⊕+X		Thigh Kick
⊕+A		Half Boston Crab
Near head of face-down opponent		
⊕+X		Face Pound
⊕+A		Back Mount Punch

Commands	Condition	Move Name
Near feet of face-down opponent		
⊕+X		Kneecrusher
⊕+A		Punches to Head
Running Moves		
Striking: running at standing opponent		
X		Drop Kick 1
Striking: running at opponent on ground		
X		Elbow Drop 2
Striking: while standing vs. running opponent		
X		Neckbreaker
⊕		One-Hand Facecrusher
Grapple: running toward face of standing opponent		
A		Release Belly-to-Belly
Grapple: running toward back of standing opponent		
A		Tilt-A-Whirl Slam
Grapple: while standing vs. running opponent		
A		Back Elbow Strike
⊕+A		Drop Kick 2
Leap frog		
⊕ (hold)		Step Drop Kick 2
Turnbuckle Moves		
Grapple facing opponent standing in turnbuckle		
X or A		Elbow Combo
⬆+X or ⬆+A		Punch
⬆+X or ⬆+A		3 Chops
⬅+X or ⬅+A		Back Elbow Strike
⬇+X or ⬇+A		Shove 2
X+A		Superplex
Grapple behind opponent standing in turnbuckle		
X or A		Corner Pound Combo
⬆+X or ⬆+A		Headcrusher
⬆+X or ⬆+A		Corner Pound 2
⬅+X or ⬅+A		Lariat
⬇+X or ⬇+A		Back Elbow
X+A		Back Drop
Tag Team facing opponent standing in turnbuckle		
⊕+X or ⊕+A		Brainbuster
Tag Team behind opponent standing in turnbuckle		
⊕+X or ⊕+A		Back Drop
Climbing turnbuckle, opponent in ring		
⊕+X or ⊕+A		Climbing F 1

Commands	Condition	Move Name
Climbing turnbuckle, opponent outside ring		
⊕+X or ⊕+A		Climbing B
From top turnbuckle, opponent outside ring		
X or A		Double Axe Handle
From top turnbuckle, opponent in ring		
A		Drop Kick
X		Double Axe Handle
From second turnbuckle, opponent in ring		
⊕+A		Drop Kick
Apron and Rope Moves		
Facing opponent at ropes, both Superstars in ring		
X or A		Elbow Strike Combo 1
⬆+X or ⬆+A		Chop 2
⬆+X or ⬆+A		Stomping
⬅+X or ⬅+A		Hammer Attack
⬇+X or ⬇+A		Elbow Strike 1
X+A		DDT 1
Standing on apron, facing opponent in ring near ropes		
A		Front Rope Stun Gun
Standing on apron, behind opponent in ring near ropes		
A		Elbow Strike
Standing near ropes, facing opponent on apron		
A		Stun Gun
Flying Attack: standing near ropes, opponent outside ring		
⊕ toward rope + A		Plancha 2
Flying Attack: running to ropes, opponent outside ring		
⊕ toward rope + A		Baseball Slide Kick
Flying Attack: standing on apron, opponent outside ring		
⊕ toward opponent + A		Double Axe Handle
Flying Attack: running along apron, opponent outside ring		
⊕ toward opponent + A		Double Axe Handle
Flying Attack: standing on apron, opponent in ring		
⊕ toward opponent + A		n/a
Attack using ropes while standing near ropes		
⊕ toward rope + A		n/a
Tag Team near opponent who is near ropes		
⊕+X or ⊕+A		Hip Toss

Commands	Condition	Move Name
Special Moves		
Holding chair, facing opponent		
⊕+X		Body Stab
⊕+A		DDT
Holding chair, behind opponent		
⊕+X		Stab
⊕+A		Back Drop
Holding chair, facing opponent in turnbuckle		
⊕+X		Chair Attack
⊕+A		Chair to Back
Holding chair, behind opponent in turnbuckle		
⊕+X		Chair Attack
⊕+A		Stab
Holding chair, opponent on ropes		
⊕+X		Body Stab
⊕+A		Counter Strike
Grapple atop small ladder		
⊕+X		Suplex
⊕+A		Suplex
Grapple atop large ladder		
⊕+X		Arm Drag
⊕+A		Suplex
Flying attack from above vs. opponent below		
⊕ toward opponent + A		Double Axe Handle
Grapple on the edge of a cage		
⊕+X or ⊕+A		Knuckle
Taunting		
Standing taunt		
⬆+B		Raise Arms
⬆+B		Taunt 21
Taunt from top turnbuckle		
B		F Stand Up
Taunt in corner of ring		
B		Look Around
Taunt from ring apron		
⬆+B		Clap Hand 1
⬆+B		Come Back!
Movement		
Walking		
⊕		Men Walk 1
Moving from ring to apron		
⊕ toward ring + B		Normal
Entering ring from apron		
⊕ toward ring + A		Apron to Ring
Running from ring to apron		
⊕ toward rope + hold A		Ring to Apron
Running from outside to ring		
⊕ toward rope + hold A		Slide 2

KANE®

Bio

With hellfire and brimstone, this "man-monster" has become an institution in WWE. Since his debut in 1997, Kane has steadily defeated all of the biggest superstars to pass through the organization. Perhaps the biggest highlight of his career came at the 1998 *King of the Ring*, when he defeated Stone Cold Steve Austin in a First Blood match to win the WWE Championship. Extremely private, Kane had kept his face hidden behind a mask, but all that changed after a contract stipulation that led him to reveal his true appearance once and for all after a loss to Triple H. With his unmasking, Kane's pent-up rage and anger has been released. So far, he's assaulted other Superstars, set fire to Jim Ross, and viciously attacked WWE CEO Linda McMahon. He seems intent to unleash the same pain he has suffered on the world. With his size and fury, the question is: Can anyone stop him?

STATS

Height: 7' 0"
Weight: 326 lbs.
From: Unknown
Finishing Move: Chokeslam 1
Career Highlights:
 WWE Champion,
 Intercontinental Champion,
 World Tag Team Champion,
 WCW Tag Team Champion,
 Hardcore Champion



QUESTION: Kane is an eight-time World Tag Team Champion. Name the five partners with whom he won the titles.

(Answer at bottom of next page.)

SPECIAL MOVES



Chokeslam 1



Kane® Clothesline



Piledriver



KANE'S MOVES

KANE®

Commands	Condition	Move Name
Versus Standing Opponent		
Striking		
X		Kane Right Punch 1
⬆+X		Big Boot
⬇+X		Right Toe Kick 1
⬅+X		Upper Elbow Strike
⬆+X		Back Elbow Strike
Grappling from the front		
X		Kick to Mid-Section
⬆+X		Short-Range Lariat 2
⬇+X		Fist to Back
⬅+X		Punch 3
⬆+X		Arm Drag
A		Hangman Choke
⬆+A		Backbreaker 1
⬇+A		Tombstone Piledriver
⬅+A		Oklahoma Slam
⬆+A		Body Press Drop
X+A		Chokeslam 1
Grappling from behind		
X		Elbow to Head 2
⬆+X		Headsnap
⬇+X		Stalling Atomic Drop
⬅+X		Elbow to Head 3
⬆+X		Shinbreaker
A		Russian Leg Sweep
⬆+A		Pendulum Backbreaker
⬇+A		School Boy
⬅+A		Sidewalk Slam
⬆+A		Quick Backbreaker
X+A		Back Drop 3
Tag Team in front of opponent		
⊕+X or ⊕+A		Chokeslam
Tag Team surrounding opponent		
⊕+X or ⊕+A		Powerbomb
Tag Team behind opponent		
⊕+X or ⊕+A		Double Back Drop
Versus Opponent on the Ground		
Striking		
X		Stomping 1
⊕+X		Leg Drop 1
Near head of face-up opponent		
⊕+X		Side-Mounted Punch
⊕+A		Head Pound
Near feet of face-up opponent		
⊕+X		Thigh Kick
⊕+A		Half Boston Crab
Near head of face-down opponent		
⊕+X		Face Pound
⊕+A		Back Mount Punch

Commands	Condition	Move Name
⊕+X	Near feet of face-down opponent	Kneecrusher
⊕+A		Half Boston Crab
Running Moves		
Striking: running at standing opponent		
X		Clothesline 2
Striking: running at opponent on ground		
X		Leg Drop
Striking: while standing vs. running opponent		
X		Undertaker DDT
⊕		Bulldog
Grapple: running toward face of standing opponent		
A		Back Body Drop
Grapple: running toward back of standing opponent		
A		Chokeslam
Grapple: while standing vs. running opponent		
A		Back Elbow Strike
⊕+A		Big Boot
Leap frog		
⊕ (hold)		Clothesline
Turnbuckle Moves		
Grapple facing opponent standing in turnbuckle		
X or A		Shoulder Thrusts
⬆+X or ⬆+A		Superplex
⬇+X or ⬇+A		Mudhole Stomping
⬅+X or ⬅+A		Lariat
⬆+X or ⬆+A		Back Elbow Strike
X+A		Big Boot
X or A		Elbow to Head
Grapple behind opponent standing in turnbuckle		
⬆+X or ⬆+A		Headcrusher
⬇+X or ⬇+A		Back Drop
⬅+X or ⬅+A		Corner Pound 2
⬆+X or ⬆+A		Back Elbow
X+A		Kane Clothesline
Tag Team facing opponent standing in turnbuckle		
⊕+X or ⊕+A		Brainbuster
Tag Team behind opponent standing in turnbuckle		
⊕+X or ⊕+A		Back Drop
Climbing turnbuckle, opponent in ring		
⊕+X or ⊕+A		Climbing F 1

Commands	Condition	Move Name
Climbing turnbuckle, opponent outside ring		
⊕+X or ⊕+A		Climbing B
From top turnbuckle, opponent outside ring		
X or A		Knee Drop
From top turnbuckle, opponent in ring		
A		Kane Diving Lariat
X		Double Axe Handle
From second turnbuckle, opponent in ring		
⊕+A		Double Axe Handle
Apron and Rope Moves		
Facing opponent at ropes, both Superstars in ring		
X or A		Punch Combo
⬆+X or ⬆+A		Stomping
⬇+X or ⬇+A		Brainbuster 1
⬅+X or ⬅+A		Elbow Strike 1
⬆+X or ⬆+A		Hammer Attack
X+A		Piledriver
Standing on apron, facing opponent in ring near ropes		
A		Front Rope Stun Gun
Standing on apron, behind opponent in ring near ropes		
A		Sleeper Hold
Standing near ropes, facing opponent on apron		
A		Stun Gun
Flying Attack: standing near ropes, opponent outside ring		
⊕ toward rope + A		n/a
Flying Attack: running to ropes, opponent outside ring		
⊕ toward rope + A		Baseball Slide Kick
Flying Attack: standing on apron, opponent outside ring		
⊕ toward opponent + A		Double Axe Handle
Flying Attack: running along apron, opponent outside ring		
⊕ toward opponent + A		Double Axe Handle
Flying Attack: standing on apron, opponent in ring		
⊕ toward opponent + A		n/a
Attack using ropes while standing near ropes		
⊕ toward rope + A		n/a
Tag Team near opponent who is near ropes		
⊕+X or ⊕+A		Double Back Body Drop

Commands	Condition	Move Name
Special Moves		
Holding chair, facing opponent		
⊕+X		Body Stab
⊕+A		Chair Attack
Holding chair, behind opponent		
⊕+X		Stab
⊕+A		Chair Attack
Holding chair, facing opponent in turnbuckle		
⊕+X		Chair Attack
⊕+A		Chair to Back
Holding chair, behind opponent in turnbuckle		
⊕+X		Chair Attack
⊕+A		Stab
Holding chair, opponent on ropes		
⊕+X		Body Stab
⊕+A		Counter Strike
Grapple atop small ladder		
⊕+X		Suplex
⊕+A		Suplex
Grapple atop large ladder		
⊕+X		Suplex
⊕+A		Suplex
Flying attack from above vs. opponent below		
⊕ toward opponent + A		Double Axe Handle
⊕+X or ⊕+A		Chokeslam
Taunting		
Standing taunt		
⬆+B		Undertaker 4
⬇+B		Kane 3
Taunt from top turnbuckle		
B		F Stand Up
Taunt in corner of ring		
B		Look Around
Taunt from ring apron		
⬆+B		Kane
⬇+B		Come Back!
Movement		
Walking		
⊕		Men Walk 1
Moving from ring to apron		
⊕ toward ring + ⊕		Normal
Entering ring from apron		
⊕ toward ring + A		Over
Running from ring to apron		
⊕ toward rope + hold A		Ring to Apron
Running from outside to ring		
⊕ toward rope + hold A		Slide 1

ANSWER: Kane has won the World Tag Team titles with Mankind (twice), X-Pac (twice), Undertaker (twice), Hurricane, and Rob Van Dam.

www.primagames.com

KEVIN NASH™

Bio

Kevin Nash is 6' 11" and 325 pounds, and when he sets his mind to something, he usually accomplishes it.

As WWE Superstar Diesel, Nash set his sights on the WWE Championship. Not only did he win it, in November 1994, but he held it for a full year—the longest title reign in the past decade.

Nash left WWE in 1996 for WCW. He joined the nWo with Scott Hall, and teamed with Hall to form the Outsiders. They wanted WCW's tag team titles, and they got them. Later, he wanted the WCW Championship. Not only did he win it, but he did so at *Starrcade*—WCW's flagship pay-per-view—and defeated Goldberg, ending the former NFL player's much-glorified undefeated streak.

Nash suffered a serious injury when he tore his quadriceps during a main event match on Raw. But Big Sexy has since returned strong from the devastating injury.

STATS


Height: 6' 11"

Weight: 325 lbs.

From: Atlanta, GA

Finishing Move: Jackknife Powerbomb

Career Highlights:
 WWE Champion,
 Intercontinental Champion,
 WWE World Tag Team
 Champion, WCW Champion,
 WCW Tag Team Champion



QUESTION: As Diesel, Kevin Nash only held the WWE title once, but he held it for a while; how long did he have it? (Answer at bottom of next page.)

SPECIAL MOVES



Powerbomb



Reverse DDT



Powerslam



KEVIN NASH™'S MOVES

KEVIN NASH™

Commands	Condition	Move Name
Versus Standing Opponent		
Striking		
X		Elbow Strike 1
⬆+X		Diving Clothesline 2
⬆+X		Right Toe Kick 1
⬅+X		Left Punch 2
➡+X		Right Punch 2
Grappling from the front		
X		Punch 4
⬆+X		Short-Range Lariat 2
⬆+X		Fist to Back
⬅+X		Chop 3
➡+X		Kick to Mid-Section
A		Suplex 1
⬆+A		Samoan Drop
⬆+A		Small Package Hold
⬆+A		Neckbreaker 1
➡+A		Oklahoma Slam
X+A		Powerbomb
Grappling from behind		
X		Elbow to Back 2
⬆+X		Headsnap
⬆+X		Back Lariat
⬅+X		Elbow to Head 3
➡+X		Atomic Body Toss
A		Russian Leg Sweep
⬆+A		Back Drop 2
⬆+A		School Boy
⬆+A		Bulldog
➡+A		Pendulum Backbreaker
X+A		Reverse DDT
Tag Team in front of opponent		
⊕+X or ⊕+A		Brainbuster
Tag Team surrounding opponent		
⊕+X or ⊕+A		Powerbomb
Tag Team behind opponent		
⊕+X or ⊕+A		Double Back Drop
Versus Opponent on the Ground		
Striking		
X		Stomping 1
⊕+X		Elbow Drop 1
Near head of face-up opponent		
⊕+X		Side-Mounted Punch
⊕+A		Head Pound
Near feet of face-up opponent		
⊕+X		Thigh Kick
⊕+A		Half Boston Crab
Near head of face-down opponent		
⊕+X		Face Pound
⊕+A		Back Mount Punch

Commands	Condition	Move Name
⊕+X	Near feet of face-down opponent	Kneecrusher
⊕+A		Punches to Head
Running Moves		
Striking: running at standing opponent		
X		Clothesline 1
Striking: running at opponent on ground		
X		Stomping
Striking: while standing vs. running opponent		
X		Neckbreaker
⊕		Bulldog
Grapple: running toward face of standing opponent		
A		Back Body Drop
Grapple: running toward back of standing opponent		
A		Powerslam
Grapple: while standing vs. running opponent		
A		Back Elbow Strike
⊕+A		Big Boot
Leap frog		
⊕ (hold)		Clothesline
Turnbuckle Moves		
Grapple facing opponent standing in turnbuckle		
X or A		Punching from Turnbuckle
⬆+X or ⬆+A		Shoulder Thrusts
⬆+X or ⬆+A		Mudhole Stomping
⬅+X or ⬅+A		Chop 1
➡+X or ➡+A		Lariat
X+A		Superplex
Grapple behind opponent standing in turnbuckle		
X or A		Corner Pound Combo
⬆+X or ⬆+A		Elbow to Head
⬆+X or ⬆+A		Corner Pound 2
⬅+X or ⬅+A		Lariat
➡+X or ➡+A		Back Elbow
X+A		Back Drop
Tag Team facing opponent standing in turnbuckle		
⊕+X or ⊕+A		Brainbuster
Tag Team behind opponent standing in turnbuckle		
⊕+X or ⊕+A		Back Drop
Climbing turnbuckle, opponent in ring		
⊕+X or ⊕+A		Climbing F 1

Commands	Condition	Move Name
Climbing turnbuckle, opponent outside ring		
⊕+X or ⊕+A		Climbing B
From top turnbuckle, opponent outside ring		
X or A		Double Axe Handle
From top turnbuckle, opponent in ring		
A		Double Axe Handle
X		Double Axe Handle
From second turnbuckle, opponent in ring		
⊕+A		Double Axe Handle
Apron and Rope Moves		
Facing opponent at ropes, both Superstars in ring		
X or A		Punch Combo
⬆+X or ⬆+A		Stomping
⬆+X or ⬆+A		DDT 1
⬅+X or ⬅+A		Hammer Attack
➡+X or ➡+A		Elbow Strike 1
X+A		Powerslam
Standing on apron, facing opponent in ring near ropes		
A		Front Rope Stun Gun
Standing on apron, behind opponent in ring near ropes		
A		Sleeper Hold
Standing near ropes, facing opponent on apron		
A		Stun Gun
Flying Attack: standing near ropes, opponent outside ring		
⊕ toward rope + A		n/a
Flying Attack: running to ropes, opponent outside ring		
⊕ toward rope + A		Baseball Slide Kick
Flying Attack: standing on apron, opponent outside ring		
⊕ toward opponent + A		Double Axe Handle
Flying Attack: running along apron, opponent outside ring		
⊕ toward opponent + A		Double Axe Handle
Flying Attack: standing on apron, opponent in ring		
⊕ toward opponent + A		n/a
Attack using ropes while standing near ropes		
⊕ toward rope + A		Clothesline
Tag Team near opponent who is near ropes		
⊕+X or ⊕+A		Brainbuster

Commands	Condition	Move Name
Special Moves		
Holding chair, facing opponent		
⊕+X		Body Stab
⊕+A		Chair Attack
Holding chair, behind opponent		
⊕+X		Stab
⊕+A		Chair Attack
Holding chair, facing opponent in turnbuckle		
⊕+X		Chair Attack
⊕+A		Chair to Back
Holding chair, behind opponent in turnbuckle		
⊕+X		Chair Attack
⊕+A		Stab
Holding chair, opponent on ropes		
⊕+X		Body Stab
⊕+A		Counter Strike
Grapple atop small ladder		
⊕+X		Suplex
⊕+A		Suplex
Grapple atop large ladder		
⊕+X		Arm Drag
⊕+A		Suplex
Flying attack from above vs. opponent below		
⊕ toward opponent + A		Double Axe Handle
⊕+X or ⊕+A		Knuckle
Taunting		
Standing taunt		
⬆+B		Taunt 47
⬆+B		Taunt 48
Taunt from top turnbuckle		
B		F Stand Up
Taunt in corner of ring		
B		Look Around
Taunt from ring apron		
⬆+B		Clap Hand 1
⬆+B		Come Back!
Movement		
Walking		
⊕		Men Walk 1
Moving from ring to apron		
⊕ toward ring + ⊕		Normal
Entering ring from apron		
⊕ toward ring + A		Over
Running from ring to apron		
⊕ toward rope + hold A		Ring to Apron
Running from outside to ring		
⊕ toward rope + hold A		Out to Ring

www.primagames.com

ANSWER: Kevin Nash beat Bob Backlund for the WWE title on November 26, 1994, and kept it until he was defeated by Bret Hart on November 19, 1995—an incredible 358-day title run!


KURT ANGLE™

Bio

Kurt Angle enjoyed an extremely successful amateur wrestling career that saw him achieve many great things, including induction into the National Wrestling Hall of Fame. A wrestling standout in high school, he first came to prominence at Clarion University, where he was two-time NCAA heavyweight wrestling champion. In 1995, he seized the attention of the world by winning the world freestyle championship, and became a bona fide international celebrity when he captured an Olympic gold medal in 1996. But when he announced his intention to battle in a WWE ring, some were dubious. Before his rookie year was completed, Angle had exceeded the expectations of even his most vocal supporters. The man was a natural, and won the WWE, Intercontinental, European, World Tag Team and Hardcore Championships, among other honors. Angle seemed to be on top of the world as he entered his *WrestleMania XIX* main-event matchup with Brock Lesnar, but he lost his title and his career was put in jeopardy by a serious neck injury suffered in the match. After surgery and physical therapy, Angle returned with new attitude. He was humble yet ambitious, and the fans responded with the respect he'd always craved.

STATS

Height: 6' 2"
Weight: 220 lbs.
From: Pittsburgh, PA
Finishing Move: Angle Slam/Ankle Lock
Career Highlights: WWE Champion, WWE World Tag Team Champion, WCW Champion, Intercontinental Champion, European Champion, WCW U.S. Champion, *King of the Ring 2000*, Hardcore Champion



QUESTION: Kurt Angle is a four-time WWE Champion. Who were the four Superstars he beat for the title? (Answer at bottom of next page.)



Angle Slam™



Triple German Suplex



Super Angle Slam™

SPECIAL MOVES



KURT ANGLE™'S MOVES

KURT ANGLE™

Condition	Move Name	Condition	Move Name	Condition	Move Name	Condition	Move Name
Versus Standing Opponent						Special Moves	
Striking		Near feet of face-down opponent		Climbing turnbuckle, opponent outside ring		Holding chair, facing opponent	
X	Kurt Right Punch	⊕+X	Kneecrusher	⊕+X or ⊕+A	Climbing B	⊕+X	Body Stab
⊕+X	Kurt Left Punch	⊕+A	Ankle Lock	From top turnbuckle, opponent outside ring		⊕+A	DDT
⊕+X	Right Toe Kick 7	Running Moves		Striking: running at standing opponent		Holding chair, behind opponent	
⊕+X	Chop 2	X	Clothesline 1	X or A	Diving Shoulder Tackle	⊕+X	Stab
⊕+X	Short-Range Clothesline 4	Striking: running at opponent on ground		From top turnbuckle, opponent in ring		⊕+A	Back Drop
Grappling from the front		X	Stomping	A	Moonsault 2	Holding chair, facing opponent in turnbuckle	
X	Punch 4	X	Neckbreaker	X	Double Axe Handle	⊕+X	Chair Attack
⊕+X	Short-Range Lariat 2	⊕	Bulldog	From second turnbuckle, opponent in ring		⊕+A	Chair to Back
⊕+X	Double Axe Handle 2	Striking: while standing vs. running opponent		⊕+A	Double Axe Handle	Holding chair, behind opponent in turnbuckle	
⊕+X	Chop 3	X	Neckbreaker	Apron and Rope Moves		⊕+X	Chair Attack
⊕+X	Kick to Mid-Section	⊕	Bulldog	Facing opponent at ropes, both Superstars in ring		⊕+A	Stab
A	Fireman's Carry	Grapple: running toward face of standing opponent		X or A	Punch Combo	Holding chair, opponent on ropes	
⊕+A	Suplex 1	A	Back Body Drop	⊕+X or ⊕+A	Stomping	⊕+X	Body Stab
⊕+A	Small Package Hold	Grapple: running toward back of standing opponent		⊕+X or ⊕+A	Legchoke	⊕+A	Counter Strike
⊕+A	Belly-to-Belly Suplex 2	A	Release Belly-to-Belly	⊕+X or ⊕+A	Hammer Attack	Grapple atop small ladder	
⊕+A	Snapmare 2	A	Right Toe Kick 1	⊕+X or ⊕+A	Snapmare	⊕+X	Arm Drag
X+A	Angle Slam	Grapple: while standing vs. running opponent		X+A	Belly-to-Belly	⊕+A	Suplex
Grappling from behind		A	Back Elbow Strike	Standing on apron, facing opponent in ring near ropes		Grapple atop large ladder	
X	Elbow to Back 2	⊕+A	Right Toe Kick 1	A	Front Rope Stun Gun	⊕+X	Facecrusher
⊕+X	Back Drop 1	⊕	Leap frog	Standing on apron, behind opponent in ring near ropes		⊕+A	Belly-to-Belly Suplex
⊕+X	German Suplex 3	⊕ (hold)	Clothesline	A	Elbow Strike	Flying attack from above vs. opponent below	
⊕+X	Elbow to Head 3	Turnbuckle Moves		Standing near ropes, facing opponent on apron		⊕ toward opponent + A	Double Axe Handle
⊕+X	Headsnap	Grapple facing opponent standing in turnbuckle		A	Suplex 1	⊕+X or ⊕+A	Knuckle
A	Sleeper Hold	X or A	Superplex	Flying Attack: standing near ropes, opponent outside ring		Taunting	
⊕+A	German Suplex 1	⊕+X or ⊕+A	Super Front Suplex	⊕ toward rope + A	n/a	Standing taunt	
⊕+A	School Boy	⊕+X or ⊕+A	Mudhole Stomping	Flying Attack: running to ropes, opponent outside ring		⊕+B	Kurt 1
⊕+A	Belly-to-Back Suplex	⊕+X or ⊕+A	Chop 1	⊕ toward rope + A	Baseball Slide Kick	⊕+B	Kurt 3
⊕+A	Reverse Brainbuster	⊕+X or ⊕+A	Back Elbow Strike	⊕ toward rope + A	Flying Attack: standing on apron, opponent outside ring	Taunt from top turnbuckle	
X+A	Triple German Suplex	X+A	Super Angle Slam	Flying Attack: running along apron, opponent outside ring		B	F Stand Up
Tag Team in front of opponent		Grapple behind opponent standing in turnbuckle		⊕ toward opponent + A	Double Axe Handle	Taunt in corner of ring	
⊕+X or ⊕+A	Brainbuster	X or A	Headcrusher	⊕ toward opponent + A	n/a	Taunt from ring apron	
Tag Team surrounding opponent		⊕+X or ⊕+A	Back Drop	Flying Attack: standing on apron, opponent in ring		⊕+B	Look Around
⊕+X or ⊕+A	Chop	⊕+X or ⊕+A	Corner Pound Combo	⊕ toward opponent + A	Double Axe Handle	Taunt from ring apron	
Tag Team behind opponent		⊕+X or ⊕+A	Back Elbow	Flying Attack: running along apron, opponent outside ring		⊕+B	Look Around
⊕+X or ⊕+A	Double Back Drop	⊕+X or ⊕+A	Corner Pound 3	⊕ toward opponent + A	Double Axe Handle	Come Back!	
Versus Opponent on the Ground		X+A	Kurt Moonsault	Flying Attack: standing on apron, opponent in ring		Movement	
Striking		Tag Team facing opponent standing in turnbuckle		⊕ toward opponent + A	n/a	Walking	
X	Stomping 1	⊕+X or ⊕+A	Brainbuster	Attack using ropes while standing near ropes		⊕	Men Walk 1
⊕+X	Soccer Ball Kick	⊕+X or ⊕+A	Back Drop	⊕ toward rope + A	n/a	Moving from ring to apron	
Near head of face-up opponent		⊕+X or ⊕+A	Back Drop	Tag Team near opponent who is near ropes		⊕ toward ring + ⊕	Normal
⊕+X	Side-Mounted Punch	⊕+X or ⊕+A	Climbing B	Climbing turnbuckle, opponent in ring		Entering ring from apron	
⊕+A	Head Pound	⊕+X or ⊕+A	Climbing B	⊕+X or ⊕+A	Brainbuster	⊕ toward ring + A	Apron to Ring
Near feet of face-up opponent						Running from ring to apron	
⊕+X	Thigh Kick					⊕ toward rope + hold A	Ring to Apron
⊕+A	Stomping					Running from outside to ring	
Near head of face-down opponent						⊕ toward rope + hold A	Out to Ring
⊕+X	Face Pound						
⊕+A	Back Mount Punch						

ANSWER: Kurt Angle beat The Rock, Stone Cold Steve Austin, Big Show, and Brock Lesnar for the WWE Championship. Now that's a résumé!

LANCE STORM™

Bio

Lance Storm takes both life and competition seriously. As a young man, he trained in the infamous "Dungeon" run by Stu Hart—father of former WWE Champion Bret "Hit Man" Hart and coach to such current Superstars as Chris Jericho and Chris Benoit. The cocky Canadian has used those lessons to humble the competition. He is among the most adept technical competitors in recent history, and mat insiders weren't surprised at his many WWE Tag Team title victories. They were shocked, however, by Storm's offensive anti-American diatribes. Now, it appears as though Storm's politics may be catching up with him, as he's certainly gotten on the wrong side of Raw co-General Manager Stone Cold Steve Austin. It remains to be seen if Austin's verbal shots intensify Storm's anti-American rage, or if the Canadian will forget politics and focus instead on his in-ring game.

STATS

Height: 5' 11"
Weight: 240 lbs.
From: Calgary, Alberta, Canada
Career Highlights:
 WCW U.S. Champion, WCW Hardcore Champion, WCW Cruiserweight Champion, Intercontinental Champion, WWE World Tag Team Champion, ECW Tag Team Champion



QUESTION: In what legendary facility did Lance Storm receive his wrestling training? (Answer at bottom of next page.)



Lance Side Kick



German Suplex 1



Side Kick

SPECIAL MOVES



LANCE STORM™'S MOVES

LANCE STORM™

Condition	Move Name	Condition	Move Name	Condition	Move Name	Condition	Move Name
Versus Standing Opponent		Versus Standing Opponent		Versus Standing Opponent		Special Moves	
Striking		Near feet of face-down opponent		Climbing turnbuckle, opponent outside ring		Holding chair, facing opponent	
X	Right Punch 2	⊕+X	Kneecrusher	⊕+X or ⊕+A	Climbing B	⊕+X	Body Stab
⊕+X	Drop Kick 1	⊕+A	Punches to Head	From top turnbuckle, opponent outside ring		⊕+A	DDT
⊕+X	Right Toe Kick 1	Running Moves		Striking: running at standing opponent		Holding chair, behind opponent	
⊕+X	Step Side Kick 6	X	Calf Kick	X or A	Drop Kick	⊕+X	Stab
⊕+X	Chop 2	Striking: running at opponent on ground		From top turnbuckle, opponent in ring		⊕+A	Back Drop
Grappling from the front		X	Leg Drop	A	Diving Clothesline	Holding chair, facing opponent in turnbuckle	
X	Kick to Mid-Section	⊕+X	Neckbreaker	X	Double Axe Handle	⊕+X	Chair Attack
⊕+X	Short-Range Lariat 2	⊕+X	Bulldog	From second turnbuckle, opponent in ring		⊕+A	Chair to Back
⊕+X	Double Axe Handle 2	Striking: while standing vs. running opponent		⊕+A	Drop Kick	Holding chair, behind opponent in turnbuckle	
⊕+X	Eye Rake 2	X	Neckbreaker	Apron and Rope Moves		⊕+X	Chair Attack
⊕+X	Headlock & Punch	⊕+X	Bulldog	Facing opponent at ropes, both Superstars in ring		⊕+A	Stab
A	Small Package Hold	Grapple: running toward face of standing opponent		X or A	Punch Combo	Holding chair, opponent on ropes	
⊕+A	Samoan Roll	A	Back Body Drop	⊕+X or ⊕+A	Snapmare	⊕+X	Body Stab
⊕+A	Northern Lights Suplex 1	Grapple: running toward back of standing opponent		⊕+X or ⊕+A	Stomping	⊕+A	Counter Strike
⊕+A	Russian Leg Sweep	A	Powerslam	⊕+X or ⊕+A	Chop	Grapple atop small ladder	
⊕+A	Snapmare 2	⊕+A	Drop Kick 1	⊕+X or ⊕+A	Elbow Strike 1	⊕+X	Suplex
⊕+A	Lance Side Kick	⊕+A	Drop Kick 1	⊕+X or ⊕+A	Elbow Strike 1	⊕+A	Suplex
Grappling from behind		Grapple: while standing vs. running opponent		⊕+A	Side Kick	Grapple atop large ladder	
X	Elbow to Back 2	A	Back Elbow Strike	Standing on apron, facing opponent in ring near ropes		⊕+X	Arm Drag
⊕+X	Headsnap	⊕+A	Drop Kick 1	A	Front Rope Stun Gun	⊕+A	Suplex
⊕+X	Back Lariat	Leap frog		Standing on apron, behind opponent in ring near ropes		Flying attack from above vs. opponent below	
⊕+X	Elbow to Head 3	⊕+A	Calf Kick	A	Sleeper Hold	⊕+X or ⊕+A	Double Axe Handle
⊕+X	Elbow to Head 4	Turnbuckle Moves		Standing near ropes, facing opponent on apron		Grapple on the edge of a cage	
A	Russian Leg Sweep	Grapple facing opponent standing in turnbuckle		A	Stun Gun	⊕+X or ⊕+A	Knuckle
⊕+A	Reverse DDT	X or A	Elbow Combo	Flying Attack: standing near ropes, opponent outside ring		Taunting	
⊕+A	School Boy	⊕+X or ⊕+A	High Legchoke	⊕+X or ⊕+A	Plancha 2	Standing taunt	
⊕+A	Pendulum Backbreaker	⊕+X or ⊕+A	Mudhole Stomping	⊕+X or ⊕+A	Baseball Slide Kick	⊕+B	Lance 1
⊕+A	Shinbreaker	⊕+X or ⊕+A	Chop 1	⊕+X or ⊕+A	Double Axe Handle	⊕+B	Lance 2
⊕+A	German Suplex 1	⊕+X or ⊕+A	Back Elbow Strike	⊕+X or ⊕+A	Double Axe Handle	Taunt from top turnbuckle	
Tag Team in front of opponent		X+X	Superplex	⊕+X or ⊕+A	Double Axe Handle	B	F Stand Up
⊕+X or ⊕+A	Brainbuster	Grapple behind opponent standing in turnbuckle		⊕+X or ⊕+A	Double Axe Handle	Taunt in corner of ring	
⊕+X or ⊕+A	Chop	X or A	Corner Pound Combo	⊕+X or ⊕+A	Double Axe Handle	B	Raise Arms 1
⊕+X or ⊕+A	Double Back Drop	⊕+X or ⊕+A	Headcrusher	⊕+X or ⊕+A	Double Axe Handle	Taunt from ring apron	
Versus Opponent on the Ground		⊕+X or ⊕+A	Corner Pound 2	⊕+X or ⊕+A	Double Axe Handle	⊕+B	Look Around
Striking		⊕+X or ⊕+A	Lariat	⊕+X or ⊕+A	Double Axe Handle	⊕+B	Come Back!
X	Lance Stomping	⊕+X or ⊕+A	Back Elbow	⊕+X or ⊕+A	Clothesline	Movement	
⊕+X	Elbow Drop 1	X+X	Back Drop	⊕+X or ⊕+A	Walking	⊕+X	Men Walk 1
Near head of face-up opponent		Tag Team facing opponent standing in turnbuckle		⊕+X or ⊕+A	Men Walk 1	Moving from ring to apron	
⊕+X	Side-Mounted Punch	⊕+X or ⊕+A	Brainbuster	⊕+X or ⊕+A	Normal	⊕+X	Normal
⊕+A	Surfboard Stretch	⊕+X or ⊕+A	Back Drop	⊕+X or ⊕+A	Apron to Ring	⊕+X	Apron to Ring
Near feet of face-up opponent		⊕+X or ⊕+A	Back Drop	⊕+X or ⊕+A	Ring to Apron	⊕+X	Ring to Apron
⊕+X	Thigh Kick	⊕+X or ⊕+A	Back Drop	⊕+X or ⊕+A	Out to Ring	⊕+X	Out to Ring
⊕+A	Half Boston Crab	⊕+X or ⊕+A	Back Drop	⊕+X or ⊕+A	Out to Ring	⊕+X	Out to Ring
Near head of face-down opponent		⊕+X or ⊕+A	Back Drop	⊕+X or ⊕+A	Out to Ring	⊕+X	Out to Ring
⊕+X	Face Pound	⊕+X or ⊕+A	Back Drop	⊕+X or ⊕+A	Out to Ring	⊕+X	Out to Ring
⊕+A	Camel Clutch	⊕+X or ⊕+A	Back Drop	⊕+X or ⊕+A	Out to Ring	⊕+X	Out to Ring
Near head of face-down opponent		⊕+X or ⊕+A	Back Drop	⊕+X or ⊕+A	Out to Ring	⊕+X	Out to Ring
⊕+X	Face Pound	⊕+X or ⊕+A	Back Drop	⊕+X or ⊕+A	Out to Ring	⊕+X	Out to Ring
⊕+A	Camel Clutch	⊕+X or ⊕+A	Back Drop	⊕+X or ⊕+A	Out to Ring	⊕+X	Out to Ring

www.primagames.com

ANSWER: Lance Storm was trained by Stu Hart in Calgary, Alberta, in the infamous Hart Family "Dungeon."


LITA[®]

Bio

This fiery redhead first established herself by dazzling foes with such spectacular maneuvers as the moonsault, hurricanrana, and her patented move, the Litacanrana. Competing in mixed tag-team matches with the Hardy Boyz gained Lita the respect of both fans and Superstars alike. Last year, she suffered a broken neck while filming an episode of *Dark Angel*. After a yearlong recuperation following career-threatening surgery, Lita made a surprise return to *Raw*, where she immediately was fired by Eric Bischoff when she refused to submit to his sexist demands. The foolish move made Lita a free agent, giving her the ability to sign on whichever show she chooses. Upon her return, Lita looks forward to reclaiming her throne as WWE's premier Diva.

STATS

Height: 5' 7"
From: Sanford, NC
Finishing Move: Moonsault; Litacanrana
Career Highlights: Women's Champion



QUESTION:

While rehabbing from neck surgery in 2002 and 2003, Lita started up a charitable organization called A.D.O.R.E. What does A.D.O.R.E. stand for? (Answer at bottom of next page.)

SPECIAL MOVES



Twist of Fate™



Blue Thunder



Lita® Moonsault



LITA'S MOVES

LITA[®]

Condition	Move Name	Condition	Move Name	Condition	Move Name	Condition	Move Name
Commands	Move Name	Commands	Move Name	Commands	Move Name	Commands	Move Name
Versus Standing Opponent		Running Moves		Apron and Rope Moves		Special Moves	
Striking		Near feet of face-down opponent		Climbing turnbuckle, opponent outside ring		Holding chair, facing opponent	
XElbow Strike 3	⊕+XKneecrusher	⊕+X or ⊕+AClimbing B	⊕+XBody Stab
⊕+XLow Drop Kick 1	⊕+APunches to Head	From top turnbuckle, opponent outside ring		⊕+ADDT
⊕+XRight Toe Kick 1	Striking: running at standing opponent		X or ADrop Kick	Holding chair, behind opponent	
⊕+XLeft Slap	XDrop Kick 1	From top turnbuckle, opponent in ring		⊕+XStab
⊕+XRight Slap	Striking: running at opponent on ground		AMoonsault 1	⊕+ABack Drop
Grappling from the front		XStomping	XDouble Axe Handle	Holding chair, facing opponent in turnbuckle	
XBig Slap	Striking: while standing vs. running opponent		From second turnbuckle, opponent in ring		⊕+XChair Attack
⊕+XShort-Range Lariat 1	XHuracanrana	⊕+ADrop Kick	⊕+AChair to Back
⊕+XDouble Axe Handle 2	⊕Bulldog	Apron and Rope Moves		Holding chair, behind opponent in turnbuckle	
⊕+XChop 3	Striking: while standing vs. running opponent		Facing opponent at ropes, both Superstars in ring		⊕+XChair Attack
⊕+XSlap 1	XHuracanrana	Grapple: running toward face of standing opponent		⊕+AStab
AScoop Slam 1	⊕Bulldog	ATilt-A-Whirl Slam	Holding chair, opponent on ropes	
⊕+AJeff Chinbreaker	Grapple: running toward back of standing opponent		⊕+X or ⊕+AStomping	⊕+XBody Stab
⊕+ASmall Package Hold	AHuracanrana	⊕+X or ⊕+ADDT 1	⊕+ACounter Strike
⊕+ADouble Wrist Suplex	ATilt-A-Whirl Slam	⊕+X or ⊕+AChop 1	Grapple atop small ladder	
⊕+AFacecrusher	AHuracanrana	⊕+X or ⊕+AElbow Strike 1	⊕+XSuplex
X+ATwist of Fate	ATilt-A-Whirl Slam	X+ATwist of Fate	⊕+ASuplex
Grappling from behind		Grapple: while standing vs. running opponent		Standing on apron, facing opponent in ring near ropes		Grapple atop large ladder	
XElbow to Back 2	ABack Elbow Strike	AFront Rope Stun Gun	⊕+XArm Drag
⊕+XHeadsnap	⊕+ADrop Kick 1	Standing on apron, behind opponent in ring near ropes		⊕+ASuplex
⊕+XBack Lariat	Leap frog		Standing near ropes, facing opponent on apron		Flying attack from above vs. opponent below	
⊕+XElbow to Head 3	⊕ (hold)Clothesline	ASleeper Hold	⊕ toward opponent + ABody Attack
⊕+XLeg Trip	Turnbuckle Moves		Standing near ropes, facing opponent on apron		⊕+X or ⊕+AKnuckle
ARussian Leg Sweep	Grapple facing opponent standing in turnbuckle		AStun Gun	Grapple on the edge of a cage	
⊕+ANeckbreaker	X or AElbow Combo	Flying Attack: standing near ropes, opponent outside ring		Taunting	
⊕+ASchool Boy	⊕+X or ⊕+AHuracanrana	⊕ toward rope + APlancha 2	Standing taunt	
⊕+ABack Drop 1	⊕+X or ⊕+AMudhole Stomping	Flying Attack: running to ropes, opponent outside ring		⊕+BLita 1
⊕+AFacecrusher	⊕+X or ⊕+AChop 1	⊕ toward rope + ABaseball Slide Kick	⊕+BLita 2
X+ABlue Thunder	⊕+X or ⊕+ABack Elbow Strike	⊕ toward rope + ADouble Axe Handle	Taunt from top turnbuckle	
Tag Team in front of opponent		X+ALita Moonsault	Flying Attack: standing on apron, opponent outside ring		BB Lita
⊕+X or ⊕+ABrainbuster	Grapple behind opponent standing in turnbuckle		⊕ toward opponent + ADouble Axe Handle	Taunt in corner of ring	
⊕+X or ⊕+ASlap	X or ACorner Pound Combo	⊕ toward opponent + ACome Back!	Taunt from ring apron	
Tag Team behind opponent		⊕+X or ⊕+AElbow to Head	Flying Attack: running along apron, opponent outside ring		⊕+BClap Hand 2
⊕+X or ⊕+ADouble Back Drop	⊕+X or ⊕+ACorner Pound 2	⊕ toward opponent + AClothesline	Taunt from outside ring	
Versus Opponent on the Ground		⊕+X or ⊕+AHeadcrusher	Flying Attack: standing on apron, opponent in ring		⊕+BCome Back!
Striking		⊕+X or ⊕+ABack Elbow	⊕ toward opponent + ADouble Axe Handle	Walking	
XStomping 1	X+AHuracanrana 2	Flying Attack: running along apron, opponent outside ring		⊕Women Walk
⊕+XSoccer Ball Kick	Tag Team facing opponent standing in turnbuckle		⊕ toward opponent + ADouble Axe Handle	Moving from ring to apron	
Near head of face-up opponent		⊕+X or ⊕+ABrainbuster	Flying Attack: standing on apron, opponent outside ring		⊕ toward ring + ⊕Women
⊕+XSide-Mounted Punch	⊕+X or ⊕+ABack Drop	Attack using ropes while standing near ropes		Entering ring from apron	
⊕+AHead Pound	⊕+X or ⊕+AClimbing B	⊕ toward rope + An/a	Running from ring to outside	
Near feet of face-up opponent		Tag Team behind opponent standing in turnbuckle		Tag Team near opponent who is near ropes		Running from outside to ring	
⊕+XThigh Kick	⊕+X or ⊕+ABrainbuster	⊕+X or ⊕+AFlap Jack	Slide 2	
⊕+AHalf Boston Crab	Grapple behind opponent standing in turnbuckle					
Near head of face-down opponent		⊕+X or ⊕+ABack Drop				
⊕+XFace Pound	Grapple facing opponent standing in turnbuckle					
⊕+ALa Magistral	⊕+X or ⊕+AClimbing B				

ANSWER: A.D.O.R.E. is a non-profit animal rescue foundation named for its founder, Amy Dumas (Lita's real name). It stands for Amy Dumas Operation: Rescue and Education.

MARK HENRY™


Bio

Mark Henry has been billed as the "World's Strongest Man" since making his WWE debut in 1996. But now when that impressive moniker is thrown his way, he can steal a catchphrase from another WWE Olympian and say, "Oh, it's true. It's damn true."

In February 2002, Henry took on perhaps the greatest field of professional strongmen and powerlifters ever assembled at the Arnold Strongman Challenge in Columbus, Ohio, and beat them all. By winning the Arnold Strongman Challenge—part of Arnold Schwarzenegger's huge annual Arnold Classic Fitness Expo—Henry once more solidified his reputation as the World's Strongest Man.

STATS

Height: 6' 1"
Weight: 380 lbs.
From: Silsbee, TX
Career Highlights:
 European Champion



QUESTION:

With which WWE Superstar did Mark Henry father a child, of sorts? (Answer at bottom of next page.)

SPECIAL MOVES



Oklahoma Slam



Super Front Suplex



Powerslam



MARK HENRY™'S MOVES

MARK HENRY™

Commands	Condition	Move Name
Versus Standing Opponent		
Striking		
X		Right Punch 2
⬆+X		Elbow Strike 1
⬇+X		Right Toe Kick 1
⬅+X		Chop 2
⬆+X		Short-Range Clothesline 4
Grappling from the front		
X		Kick to Mid-Section
⬆+X		Headbutt
⬇+X		Double Axe Handle 2
⬅+X		Chop 3
⬆+X		Punch 2
A		Belly-to-Belly Suplex 2
⬆+A		Hangman Choke
⬇+A		Body Press Slam 2
⬅+A		Body Press Slam 1
⬆+A		Powerbomb
X+A		Oklahoma Slam
Grappling from behind		
X		Elbow to Head 2
⬆+X		Headsnap
⬇+X		Belly-to-Back Suplex
⬅+X		Elbow to Head 3
⬆+X		Headbutt from Behind
A		Sidewalk Slam
⬆+A		Back Drop 3
⬇+A		Full Nelson Slam
⬅+A		Atomic Body Toss
⬆+A		Quebrada Congiro
X+A		German Suplex 3
Tag Team in front of opponent		
⊕+X or ⊕+A		Brainbuster
Tag Team surrounding opponent		
⊕+X or ⊕+A		Powerbomb
Tag Team behind opponent		
⊕+X or ⊕+A		Double Back Drop
Versus Opponent on the Ground		
Striking		
X		Stomping 1
⊕+X		Elbow Drop 1
Near head of face-up opponent		
⊕+X		Side-Mounted Punch
⊕+A		Neck Hanging Tree
Near feet of face-up opponent		
⊕+X		Thigh Kick
⊕+A		Half Boston Crab
Near head of face-down opponent		
⊕+X		Face Pound
⊕+A		Camel Clutch

Commands	Condition	Move Name
Near feet of face-down opponent		
⊕+X		Kneecrusher
⊕+A		Punches to Head
Running Moves		
Striking: running at standing opponent		
X		Body Attack
Striking: running at opponent on ground		
X		Elbow Drop 2
Striking: while standing vs. running opponent		
X		Neckbreaker
⊕		Bulldog
Grapple: running toward face of standing opponent		
A		Back Body Drop
Grapple: running toward back of standing opponent		
A		Powerslam
Grapple: while standing vs. running opponent		
A		Back Elbow Strike
⊕+A		Short-Range Clothesline 4
Leap frog		
⊕ (hold)		Clothesline
Turnbuckle Moves		
Grapple facing opponent standing in turnbuckle		
X or A		Shoulder Thrusts
⬆+X or ⬆+A		Superplex
⬇+X or ⬇+A		Mudhole Stomping
⬅+X or ⬅+A		Back Elbow Strike
⬆+X or ⬆+A		Chop 1
X+A		Super Front Suplex
Grapple behind opponent standing in turnbuckle		
X or A		Corner Pound Combo
⬆+X or ⬆+A		German Whip
⬇+X or ⬇+A		Corner Pound 2
⬅+X or ⬅+A		Elbow to Head
⬆+X or ⬆+A		Back Elbow
X+A		Back Drop
Tag Team facing opponent standing in turnbuckle		
⊕+X or ⊕+A		Brainbuster
Tag Team behind opponent standing in turnbuckle		
⊕+X or ⊕+A		Back Drop
Climbing turnbuckle, opponent in ring		
⊕+X or ⊕+A		Climbing S

Commands	Condition	Move Name
Climbing turnbuckle, opponent outside ring		
⊕+X or ⊕+A		Climbing B
From top turnbuckle, opponent outside ring		
X or A		Double Axe Handle
From top turnbuckle, opponent in ring		
A		Double Axe Handle
X		Double Axe Handle
From second turnbuckle, opponent in ring		
⊕+A		Double Axe Handle
Apron and Rope Moves		
Facing opponent at ropes, both Superstars in ring		
X or A		Punch Combo
⬆+X or ⬆+A		Belly-to-Belly
⬇+X or ⬇+A		Stomping
⬅+X or ⬅+A		Elbow Strike 1
⬆+X or ⬆+A		Hammer Attack
X+A		Powerslam
Standing on apron, facing opponent in ring near ropes		
A		Front Rope Stun Gun
Standing on apron, behind opponent in ring near ropes		
A		Elbow Strike
Standing near ropes, facing opponent on apron		
A		Suplex 1
Flying Attack: standing near ropes, opponent outside ring		
⊕ toward rope + A		n/a
Flying Attack: running to ropes, opponent outside ring		
⊕ toward rope + A		Baseball Slide Kick
Flying Attack: standing on apron, opponent outside ring		
⊕ toward opponent + A		Double Axe Handle
Flying Attack: running along apron, opponent outside ring		
⊕ toward opponent + A		Double Axe Handle
Flying Attack: standing on apron, opponent in ring		
⊕ toward opponent + A		n/a
Attack using ropes while standing near ropes		
⊕ toward rope + A		Clothesline
Tag Team near opponent who is near ropes		
⊕+X or ⊕+A		Double Back Body Drop

Commands	Condition	Move Name
Special Moves		
Holding chair, facing opponent		
⊕+X		Body Stab
⊕+A		DDT
Holding chair, behind opponent		
⊕+X		Stab
⊕+A		Back Drop
Holding chair, facing opponent in turnbuckle		
⊕+X		Chair Attack
⊕+A		Chair to Back
Holding chair, behind opponent in turnbuckle		
⊕+X		Chair Attack
⊕+A		Stab
Holding chair, opponent on ropes		
⊕+X		Body Stab
⊕+A		Counter Strike
Grapple atop small ladder		
⊕+X		Suplex
⊕+A		Suplex
Grapple atop large ladder		
⊕+X		Arm Drag
⊕+A		Suplex
Flying attack from above vs. opponent below		
⊕ toward opponent + A		Double Axe Handle
Grapple on the edge of a cage		
⊕+X or ⊕+A		Knuckle
Taunting		
Standing taunt		
⬆+B		Hogan 2
⬇+B		Henry 2
Taunt from top turnbuckle		
B		F Stand Up
Taunt in corner of ring		
B		Raise Arms 1
Taunt from ring apron		
⬆+B		Look Around
⬇+B		Come Back!
Movement		
Walking		
⊕		Men Walk 1
Moving from ring to apron		
⊕ toward ring + B		Normal
Entering ring from apron		
⊕ toward ring + A		Apron to Ring
Running from ring to apron		
⊕ toward rope + hold A		Ring to Apron
Running from outside to ring		
⊕ toward rope + hold A		Out to Ring

www.primagames.com


MATT HARDY™

Bio

Matt Hardy compares his self-improvement philosophy of *Mattitude* to a sophisticated type of computer software. But to his detractors, the Cruiserweight titlist is a walking virus. An incredibly successful tag team performer, Matt has blossomed on his own, and will undoubtedly add to his already impressive resume. On *SmackDown!*, he has revealed a more brutal side to his personality, engaging in senseless confrontations and spouting comments that border on delusional. While few Superstars subscribe to *Mattitude*, Hardy has succeeded in influencing the young and impressionable Shannon Moore, frequently throwing him into battles beyond his capacity. Besides creating the "Mattributes" of *Mattitude*, Hardy recently added "best-selling author" to his list of impressive accomplishments, with the publication of the Hardy Boyz autobiography, *The Hardy Boyz: Exist 2 Inspire*.

STATS

Height: 6'2"
Weight: 225 lbs.
From: Cameron, NC
Finishing Move: Twist of Fate
Career Highlights:
 European Champion,
 Hardcore Champion, WWE
 Cruiserweight Champion, WWE
 World Tag Team Champion,
 Tag Team Champion



QUESTION: When and where did Matt Hardy win his first WWE championship belt, and whom did he beat? (Answer at bottom of next page.)

SPECIAL MOVES



Twist of Fate™



Back Drop Elbow



Back Drop



MATT HARDY™'S MOVES

MATT HARDY™

Commands	Condition	Move Name
Versus Standing Opponent		
Striking		
X		Right Punch 2
△+X		Rolling Punch 1
⬇+X		Right Toe Kick 1
⬅+X		Elbow Strike 1
⬆+X		Chop 2
Grappling from the front		
X		Kick to Mid-Section
△+X		360 Punch Combo
⬇+X		Double Axe Handle 2
⬅+X		Elbow 3
⬆+X		Facecrusher
A		DDT
△+A		Neckbreaker 1
⬇+A		Small Package Hold
⬅+A		Side Effect
⬆+A		Kick & Uppercut
X+A		Twist of Fate
Grappling from behind		
X		Elbow to Back 2
△+X		Headsnap
⬇+X		Drop Kick
⬅+X		Back Lariat
⬆+X		Elbow to Back 3
A		Russian Leg Sweep
△+A		Reverse DDT
⬇+A		Back Pin
⬅+A		Neckbreaker
⬆+A		Facecrusher
X+A		Backdrop Elbow
Tag Team in front of opponent		
⊕+X or ⊕+A		Brainbuster
Tag Team surrounding opponent		
⊕+X or ⊕+A		Leg Sweep-Neckbreaker
Tag Team behind opponent		
⊕+X or ⊕+A		Double Facecrusher
Versus Opponent on the Ground		
Striking		
X		Axe Drop
⊕+X		Fist Drop
Near head of face-up opponent		
⊕+X		Side-Mounted Punch
⊕+A		Chin Lock
Near feet of face-up opponent		
⊕+X		Thigh Kick
⊕+A		Half Boston Crab
Near head of face-down opponent		
⊕+X		Face Pound
⊕+A		Camel Clutch

Commands	Condition	Move Name
⊕+X	Near feet of face-down opponent	Kneecrusher
⊕+A		Half Boston Crab
Running Moves		
Striking: running at standing opponent		
X		Flying Wheel Kick 1
Striking: running at opponent on ground		
X		Sunset Flip
Striking: while standing vs. running opponent		
X		Neckbreaker
⊕		Bulldog
Grapple: running toward face of standing opponent		
A		Arm Drag 1
Grapple: running toward back of standing opponent		
A		Back Body Drop
Grapple: while standing vs. running opponent		
A		Back Elbow Strike
⊕+A		Drop Kick 2
Leap frog		
⊕ (hold)		Step Drop Kick 1
Turnbuckle Moves		
Grapple facing opponent standing in turnbuckle		
X or A		Punch
△+X or △+A		Lariat 2
⬇+X or ⬇+A		Mudhole Stomping
⬅+X or ⬅+A		Back Elbow Strike
⬆+X or ⬆+A		Chop 1
X+A		Twist of Fate
Grapple behind opponent standing in turnbuckle		
X or A		Elbow to Head
△+X or △+A		Headcrusher
⬇+X or ⬇+A		Drop Kick
⬅+X or ⬅+A		Corner Pound 2
⬆+X or ⬆+A		Back Elbow
X+A		Back Drop
Tag Team facing opponent standing in turnbuckle		
⊕+X or ⊕+A		Poetry in Motion
Tag Team behind opponent standing in turnbuckle		
⊕+X or ⊕+A		Back Drop
Climbing turnbuckle, opponent in ring		
⊕+X or ⊕+A		Climbing S

Commands	Condition	Move Name
Climbing turnbuckle, opponent outside ring		
⊕+X or ⊕+A		Climbing F1
From top turnbuckle, opponent outside ring		
X or A		Diving Leg Drop 2
From top turnbuckle, opponent in ring		
A		Moonsault 1
X		Moonsault 1
From second turnbuckle, opponent in ring		
⊕+A		Drop Kick
Apron and Rope Moves		
Facing opponent at ropes, both Superstars in ring		
X or A		Punch Combo
△+X or △+A		Stomping
⬇+X or ⬇+A		DDT 1
⬅+X or ⬅+A		Chop
⬆+X or ⬆+A		Elbow Strike 1
X+A		Twist of Fate
Standing on apron, facing opponent in ring near ropes		
A		Front Rope Stun Gun
Standing on apron, behind opponent in ring near ropes		
A		Sleeper Hold
Standing near ropes, facing opponent on apron		
A		Stun Gun
Flying Attack: standing near ropes, opponent outside ring		
⊕ toward rope + A		Plancha 2
Flying Attack: running to ropes, opponent outside ring		
⊕ toward rope + A		Baseball Slide Kick
Flying Attack: standing on apron, opponent outside ring		
⊕ toward opponent + A		Double Axe Handle
Flying Attack: running along apron, opponent outside ring		
⊕ toward opponent + A		Clothesline
Flying Attack: standing on apron, opponent in ring		
⊕ toward opponent + A		Swan-Dive Drop Kick
Attack using ropes while standing near ropes		
⊕ toward rope + A		n/a
Tag Team near opponent who is near ropes		
⊕+X or ⊕+A		Leg-Fist

Commands	Condition	Move Name
Special Moves		
Holding chair, facing opponent		
⊕+X		Body Stab
⊕+A		DDT
Holding chair, behind opponent		
⊕+X		Stab
⊕+A		Back Drop
Holding chair, facing opponent in turnbuckle		
⊕+X		Chair Attack
⊕+A		Chair to Back
Holding chair, behind opponent in turnbuckle		
⊕+X		Chair Attack
⊕+A		Stab
Holding chair, opponent on ropes		
⊕+X		Body Stab
⊕+A		Counter Strike
Grapple atop small ladder		
⊕+X		Arm Drag
⊕+A		Suplex
Grapple atop large ladder		
⊕+X		Suplex
⊕+A		Suplex
Flying attack from above vs. opponent below		
⊕ toward opponent + A		Diving Leg Drop 1
Grapple on the edge of a cage		
⊕+X or ⊕+A		Knuckle
Taunting		
Standing taunt		
△+B		Matt 1
⬇+B		Trash Talking 2
Taunt from top turnbuckle		
B		S Matt
Taunt in corner of ring		
B		Matt
Taunt from ring apron		
△+B		Matt
⬇+B		Come Back!
Movement		
Walking		
⊕		Men Walk 1
Moving from ring to apron		
⊕ toward ring + ⊕		Normal
Entering ring from apron		
⊕ toward ring + A		Apron to Ring
Running from ring to apron		
⊕ toward rope + hold A		Ring to Apron
Running from outside to ring		
⊕ toward rope + hold A		Slide 2

www.primagames.com

ANSWER: As the Hardy Boyz, Matt and his brother, Jeff, beat the Acolytes (now Ron Simmons and Bradshaw, the APA) in Fayetteville, N.C., on June 29, 1999, to win the WWE Tag Team Title.

MOLLY HOLLY™

Bio

A student of technical master Dean Malenko, Molly Holly has dazzled fans with her incredible repertoire of acrobatic move and holds. Upon first entering WWE, she was extremely quiet and demure, never picking confrontations, but always coming to the aid of those in trouble. As she grew as a competitor, Molly began to find her voice, and it was one that surprised a lot of people. No longer a shrinking violet, she devoted herself to seeking out battles—especially with those Divas she accused of flaunting their sex appeal. In the process, Molly captured the Women's Championship, and gained a reputation as a woman who always stands by her principles—even if those values are sometimes difficult for other people to fully embrace.

STATS

Height: 5' 4"
From: Forrest Lake, MN
Finishing Move: Molly-Go-Round
Career Highlights: Women's Champion, Hardcore Champion



QUESTION:

Which two male Superstars has Molly been romantically linked with in WWE storylines? (Answer at bottom of next page.)

SPECIAL MOVES



Molly™ Bomb



Rolling Pin



Molly-Go-Round™



MOLLY HOLLY™'s MOVES

Condition	Move Name	Condition	Move Name	Condition	Move Name	Condition	Move Name
Versus Standing Opponent		Running Moves		Apron and Rope Moves		Special Moves	
Striking		Striking: running at standing opponent		Facing opponent at ropes, both Superstars in ring		Holding chair, facing opponent	
X	Overhand Palm Strike 2	X	Drop Kick 1	X or A	Elbow Strike Combo 1	⊕+X	Body Stab
⊕+X	Low Drop Kick 1	X	Elbow Drop 1	⊕+X or ⊕+A	Stomping	⊕+A	Chair Attack
⊕+X	Right Toe Kick 1	X	Elbow Drop 1	⊕+X or ⊕+A	Legchoke	⊕+X	Holding chair, behind opponent
⊕+X	Chop 2	X	Elbow Drop 1	⊕+X or ⊕+A	Snapmare	⊕+A	Stab
⊕+X	Right Slap	X	Elbow Drop 1	⊕+X or ⊕+A	Slap	⊕+A	Chair Attack
Grappling from the front		Striking: running at opponent on ground		Standing on apron, facing opponent in ring near ropes		Holding chair, facing opponent in turnbuckle	
X	Elbow 2	X	Elbow Drop 1	A	Front Rope Stun Gun	⊕+X	Chair Attack
⊕+X	Short-Range Lariat 1	X	Elbow Drop 1	A	Sleeper Hold	⊕+A	Chair to Back
⊕+X	Double Axe Handle 2	X	Elbow Drop 1	A	Stun Gun	⊕+X	Holding chair, behind opponent in turnbuckle
⊕+X	Eye Rake 2	X	Elbow Drop 1	A	Sleeper Hold	⊕+A	Chair Attack
⊕+X	Knee Strike 1	X	Elbow Drop 1	A	Sleeper Hold	⊕+X	Chair to Back
A	Scoop Slam 1	X	Elbow Drop 1	A	Sleeper Hold	⊕+A	Holding chair, behind opponent in turnbuckle
⊕+A	Snap Suplex	X	Elbow Drop 1	A	Sleeper Hold	⊕+X	Chair Attack
⊕+A	Small Package Hold	X	Elbow Drop 1	A	Sleeper Hold	⊕+A	Chair to Back
⊕+A	Fisherman Brainbuster	X	Elbow Drop 1	A	Sleeper Hold	⊕+X	Holding chair, behind opponent in turnbuckle
⊕+A	Belly-to-Belly Suplex 2	X	Elbow Drop 1	A	Sleeper Hold	⊕+A	Chair Attack
X+A	Molly Bomb	X	Elbow Drop 1	A	Sleeper Hold	⊕+X	Chair to Back
Grappling from behind		Striking: while standing vs. running opponent		Standing on apron, behind opponent in ring near ropes		Holding chair, behind opponent in turnbuckle	
X	Back Rake 2	X	Elbow Drop 1	A	Sleeper Hold	⊕+X	Chair Attack
⊕+X	Headsnap	X	Elbow Drop 1	A	Sleeper Hold	⊕+A	Chair to Back
⊕+X	Back Lariat	X	Elbow Drop 1	A	Sleeper Hold	⊕+X	Holding chair, behind opponent in turnbuckle
⊕+X	Elbow to Head 3	X	Elbow Drop 1	A	Sleeper Hold	⊕+A	Chair Attack
⊕+X	Drop Kick	X	Elbow Drop 1	A	Sleeper Hold	⊕+X	Chair to Back
A	Pendulum Backbreaker	X	Elbow Drop 1	A	Sleeper Hold	⊕+A	Holding chair, behind opponent in turnbuckle
⊕+A	Neckbreaker	X	Elbow Drop 1	A	Sleeper Hold	⊕+X	Chair Attack
⊕+A	Back Pin	X	Elbow Drop 1	A	Sleeper Hold	⊕+A	Chair to Back
⊕+A	Back Drop 1	X	Elbow Drop 1	A	Sleeper Hold	⊕+X	Holding chair, behind opponent in turnbuckle
⊕+A	Belly-to-Back Suplex	X	Elbow Drop 1	A	Sleeper Hold	⊕+A	Chair Attack
X+A	Rolling Pin	X	Elbow Drop 1	A	Sleeper Hold	⊕+X	Chair to Back
Tag Team in front of opponent		Grapple: running toward face of standing opponent		Flying Attack: standing near ropes, opponent outside ring		Grapple atop small ladder	
⊕+X or ⊕+A	Brainbuster	A	Back Body Drop	⊕ toward rope + A	n/a	⊕+X	Suplex
Tag Team surrounding opponent		Grapple: running toward back of standing opponent		Flying Attack: running to ropes, opponent outside ring		⊕+A	Suplex
⊕+X or ⊕+A	Slap	A	Arm Drag 1	⊕ toward rope + A	Baseball Slide Kick	⊕+X	Grapple atop large ladder
Tag Team behind opponent		Grapple: while standing vs. running opponent		Flying Attack: standing on apron, opponent outside ring		⊕+A	Arm Drag
⊕+X or ⊕+A	Double Back Drop	A	Drop Kick 3	⊕ toward opponent + A	Double Axe Handle	⊕+A	Suplex
Versus Opponent on the Ground		Turnbuckle Moves		Standing near ropes, facing opponent on apron		Flying attack from above vs. opponent below	
Striking		Grapple facing opponent standing in turnbuckle		Stun Gun		toward opponent + A	
X	Stomping 1	X or A	Punch-Kick Combo	A	Stun Gun	⊕+X or ⊕+A	Double Axe Handle
⊕+X	Elbow Drop 1	⊕+X or ⊕+A	Molly Sling Elbow	A	Stun Gun	⊕+X or ⊕+A	Knuckle
Near head of face-up opponent		⊕+X or ⊕+A	Mudhole Stomping	Flying Attack: standing on apron, opponent outside ring		Grapple on the edge of a cage	
⊕+X	Side-Mounted Punch	⊕+X or ⊕+A	Chop 1	⊕ toward rope + A	n/a	⊕+X or ⊕+A	Knuckle
⊕+A	Head Pound	⊕+X or ⊕+A	Back Elbow Strike	Flying Attack: running to ropes, opponent outside ring		Taunting	
Near feet of face-up opponent		X+A	Molly-Go-Round	toward rope + A		Standing taunt	
⊕+X	Thigh Kick	X or A	Elbow to Head	Baseball Slide Kick		⊕+B	Eddie 1
⊕+A	Half Boston Crab	⊕+X or ⊕+A	Lariat	Double Axe Handle		⊕+B	Divas
Near head of face-down opponent		⊕+X or ⊕+A	Headcrusher	Double Axe Handle		Taunt from top turnbuckle	
⊕+X	Face Pound	⊕+X or ⊕+A	Drop Kick	Double Axe Handle		B	F Stand Up
⊕+A	Camel Clutch	⊕+X or ⊕+A	Back Elbow	Double Axe Handle		Taunt in corner of ring	
		⊕+A	Back Drop	Double Axe Handle		B	Raise Arms 2
		⊕+X or ⊕+A	Climbing F 1	Double Axe Handle		Taunt from ring apron	
		⊕+X or ⊕+A	Climbing B	Double Axe Handle		⊕+B	Clap Hand 2
		⊕+X or ⊕+A	Climbing B	Double Axe Handle		⊕+B	Raise Arms
		⊕+X or ⊕+A	Climbing B	Double Axe Handle		Movement	
		⊕+X or ⊕+A	Climbing B	Double Axe Handle		Walking	
		⊕+X or ⊕+A	Climbing B	Double Axe Handle		⊕	Women Walk
		⊕+X or ⊕+A	Climbing B	Double Axe Handle		Moving from ring to apron	
		⊕+X or ⊕+A	Climbing B	Double Axe Handle		⊕ toward ring + B	Women
		⊕+X or ⊕+A	Climbing B	Double Axe Handle		Entering ring from apron	
		⊕+X or ⊕+A	Climbing B	Double Axe Handle		⊕ toward ring + A	Women
		⊕+X or ⊕+A	Climbing B	Double Axe Handle		Running from ring to outside	
		⊕+X or ⊕+A	Climbing B	Double Axe Handle		⊕ toward rope + hold A	Ring to Outside
		⊕+X or ⊕+A	Climbing B	Double Axe Handle		Running from outside to ring	
		⊕+X or ⊕+A	Climbing B	Double Axe Handle		⊕ toward rope + hold A	Out to Ring

MOLLY HOLLY™

www.primagames.com

ANSWER: Molly became Spike Dudley's girlfriend shortly after she came to WWE, but The Hurricane stole her away from Spike during the WCW Invasion.

NIDIA™

BIO

She entered sports-entertainment heroically, as the first female champion during the inaugural season of *WWE Tough Enough*, a rigorous reality show in which contestants compete for a WWE contract. But it didn't take long for Nidia to display her true colors. As the gum-chewing girlfriend of Jamie Noble, the lusty temptress has a knack for inserting herself into his confrontations—and bending the rules in her own way—giving new meaning to the term "playing dirty."

STATS

Height: 5' 5"
From: Houston, TX
Career Highlights:
 WWE Tough Enough Champion



QUESTION:

How did Nidia become a WWE Diva?
(Answer at bottom of next page.)

SPECIAL MOVES



Neckbreaker 1



Rolling Pin



Back Drop



NIDIA™'S MOVES

NIDIA™

Commands	Condition	Move Name
Versus Standing Opponent		
Striking		
X		Elbow Strike 3
△+X		Drop Kick 5
▽+X		Right Toe Kick 1
◀+X		Chop 2
⊕+X		Right Slap
Grappling from the front		
X		Big Slap
△+X		Chinbreaker 1
▽+X		Double Axe Handle 2
◀+X		Eye Rake 2
⊕+X		Kick to Mid-Section
A		Hair Whip
△+A		Suplex 1
▽+A		Small Package Hold
◀+A		Scoop Slam 1
⊕+A		DDT 1
X+A		Neckbreaker 1
Grappling from behind		
X		Back Rake 2
△+X		Headsnap
▽+X		Drop Kick
◀+X		Elbow to Head 3
⊕+X		Leg Trip
A		Russian Leg Sweep
△+A		Neckbreaker
▽+A		School Boy
◀+A		Back Drop 2
⊕+A		Facecrusher
X+A		Rolling Pin
Tag Team in front of opponent		
⊕+X or ⊕+A		Brainbuster
Tag Team surrounding opponent		
⊕+X or ⊕+A		Slap
Tag Team behind opponent		
⊕+X or ⊕+A		Double Back Drop
Versus Opponent on the Ground		
Striking		
X		Stomping 1
⊕+X		Soccer Ball Kick
Near head of face-up opponent		
⊕+X		Side-Mounted Punch
⊕+A		Hair Whip
Near feet of face-up opponent		
⊕+X		Thigh Kick
⊕+A		Half Boston Crab
Near head of face-down opponent		
⊕+X		Face Pound
⊕+A		Back Mount Punch

Commands	Condition	Move Name
⊕+X	Near feet of face-down opponent	Kneecrusher
⊕+A		Punches to Head
Running Moves		
Striking: running at standing opponent		
X		Drop Kick 1
Striking: running at opponent on ground		
X		Stomping
Striking: while standing vs. running opponent		
X		Neckbreaker
⊕		Bulldog
Grapple: running toward face of standing opponent		
A		Arm Drag 1
Grapple: running toward back of standing opponent		
A		Leg Scissors
Grapple: while standing vs. running opponent		
A		Back Elbow Strike
⊕+A		Right Toe Kick 1
Leap frog		
⊕ (hold)		n/a
Turnbuckle Moves		
Grapple facing opponent standing in turnbuckle		
X or A		Elbow Combo
△+X or △+A		Shoulder Thrusts
▽+X or ▽+A		Stomping-Choke
◀+X or ◀+A		Slap
⊕+X or ⊕+A		Snapmare
X+A		Suplex
Grapple behind opponent standing in turnbuckle		
X or A		Corner Pound Combo
△+X or △+A		Elbow to Head
▽+X or ▽+A		Corner Pound 2
◀+X or ◀+A		Headcrusher
⊕+X or ⊕+A		Back Elbow
X+A		Back Drop
Tag Team facing opponent standing in turnbuckle		
⊕+X or ⊕+A		Brainbuster
Tag Team behind opponent standing in turnbuckle		
⊕+X or ⊕+A		Back Drop
Climbing turnbuckle, opponent in ring		
⊕+X or ⊕+A		Climbing F 1

Commands	Condition	Move Name
Climbing turnbuckle, opponent outside ring		
⊕+X or ⊕+A		Climbing B
From top turnbuckle, opponent outside ring		
X or A		Double Axe Handle
From top turnbuckle, opponent in ring		
A		Double Axe Handle
X		Double Axe Handle
From second turnbuckle, opponent in ring		
⊕+A		Double Axe Handle
Apron and Rope Moves		
Facing opponent at ropes, both Superstars in ring		
X or A		Punch Combo
△+X or △+A		Stomping
▽+X or ▽+A		Legchoke
◀+X or ◀+A		Slap
⊕+X or ⊕+A		Snapmare
X+A		DDT 1
Standing on apron, facing opponent in ring near ropes		
A		Front Rope Stun Gun
Standing on apron, behind opponent in ring near ropes		
A		Sleeper Hold
Standing near ropes, facing opponent on apron		
A		Stun Gun
Flying Attack: standing near ropes, opponent outside ring		
⊕ toward rope + A		n/a
Flying Attack: running to ropes, opponent outside ring		
⊕ toward rope + A		Baseball Slide Kick
Flying Attack: standing on apron, opponent outside ring		
⊕ toward opponent + A		Double Axe Handle
Flying Attack: running along apron, opponent outside ring		
⊕ toward opponent + A		Double Axe Handle
Flying Attack: standing on apron, opponent in ring		
⊕ toward opponent + A		n/a
Attack using ropes while standing near ropes		
⊕ toward rope + A		n/a
Tag Team near opponent who is near ropes		
⊕+X or ⊕+A		Double Back Body Drop

Commands	Condition	Move Name
Special Moves		
Holding chair, facing opponent		
⊕+X		Body Stab
⊕+A		DDT
Holding chair, behind opponent		
⊕+X		Stab
⊕+A		Back Drop
Holding chair, facing opponent in turnbuckle		
⊕+X		Chair Attack
⊕+A		Chair to Back
Holding chair, behind opponent in turnbuckle		
⊕+X		Chair Attack
⊕+A		Stab
Holding chair, opponent on ropes		
⊕+X		Body Stab
⊕+A		Counter Strike
Grapple atop small ladder		
⊕+X		Suplex
⊕+A		Suplex
Grapple atop large ladder		
⊕+X		Arm Drag
⊕+A		Suplex
Flying attack from above vs. opponent below		
⊕ toward opponent + A		Double Axe Handle
Grapple on the edge of a cage		
⊕+X or ⊕+A		Knuckle
Taunting		
Standing taunt		
△+B		Clap Hand
▽+B		Divas
Taunt from top turnbuckle		
B		S Raise Arms 2
Taunt in corner of ring		
B		Raise Arms 2
Taunt from ring apron		
△+B		Clap Hand 2
▽+B		Raise Arms
Movement		
Walking		
⊕		Women Walk
Moving from ring to apron		
⊕ toward ring + ⊕		Women
Entering ring from apron		
⊕ toward ring + A		Women
Running from ring to outside		
⊕ toward rope + hold A		Ring to Outside
Running from outside to ring		
⊕ toward rope + hold A		Out to Ring

www.primagames.com

ANSWER: Nidia was the female winner of the first season of *WWE Tough Enough* and was awarded a WWE contract as her prize.

RANDY ORTON™

Bio


Randy Orton's arrival in WWE was seemingly inevitable. After all, he was practically raised in the business that both his father and grandfather excelled in.

But Randy Orton doesn't want his family name to bring him success in WWE. He's eager to prove that his in-ring abilities alone can get him to the top. He's quick, agile, technically sound, and as female fans will tell you, he has the looks to make an impact on sports-entertainment.

Randy has recently aligned himself with Triple H and the legendary Ric Flair in a group called Evolution.

STATS

Height: 6' 4"
Weight: 245 lbs.
From: St. Louis, MO



QUESTION:

Randy Orton, like The Rock, is a third-generation superstar. Who were his father and grandfather? (Answer at bottom of next page.)

SPECIAL MOVES



Orton™ Neckbreaker



Diving Cross Body



Drop Kick



RANDY ORTON™'S MOVES

RANDY ORTON™

Commands	Condition	Move Name
Versus Standing Opponent		
Striking		
X		Right Punch 2
△+X		Drop Kick 1
□+X		Right Toe Kick 1
◀+X		Chop 2
⊕+X		Overhand Palm Strike 2
Grappling from the front		
X		Kick to Mid-Section
△+X		Short-Range Lariat 2
□+X		Fist to Back
◀+X		Chop 3
⊕+X		Punch 5
A		High-Angle Scoop Slam
△+A		Powerbomb
□+A		Small Package Hold
◀+A		Neckbreaker 1
⊕+A		Suplex 1
X+A		Orton Neckbreaker
Grappling from behind		
X		Elbow to Back 2
△+X		Headsnap
□+X		Back Lariat
◀+X		Elbow to Head 3
⊕+X		Leg Trip
A		Pendulum Backbreaker
△+A		Back Drop 2
□+A		School Boy
◀+A		Back Drop 3
⊕+A		Reverse Brainbuster
X+A		German Suplex 1
Tag Team in front of opponent		
⊕+X or ⊕+A		Brainbuster
Tag Team surrounding opponent		
⊕+X or ⊕+A		Chop
Tag Team behind opponent		
⊕+X or ⊕+A		Double Back Drop
Versus Opponent on the Ground		
Striking		
X		Stomping 1
⊕+X		Elbow Drop 1
Near head of face-up opponent		
⊕+X		Side-Mounted Punch
⊕+A		Head Pound
Near feet of face-up opponent		
⊕+X		Thigh Kick
⊕+A		Half Boston Crab
Near head of face-down opponent		
⊕+X		Face Pound
⊕+A		Back Mount Punch

Commands	Condition	Move Name
Near feet of face-down opponent		
⊕+X		Kneecrusher
⊕+A		Punches to Head
Running Moves		
Striking: running at standing opponent		
X		Clothesline 1
Striking: running at opponent on ground		
X		Elbow Drop 2
Striking: while standing vs. running opponent		
X		Neckbreaker
⊕		Bulldog
Grapple: running toward face of standing opponent		
A		Back Body Drop
Grapple: running toward back of standing opponent		
A		Powerslam
Grapple: while standing vs. running opponent		
A		Back Elbow Strike
⊕+A		Drop Kick 1
Leap frog		
⊕ (hold)		Step Drop Kick 2
Turnbuckle Moves		
Grapple facing opponent standing in turnbuckle		
X or A		Punching from Turnbuckle
△+X or △+A		High Legchoke
□+X or □+A		Diving Bulldog
◀+X or ◀+A		Hammer Attack
⊕+X or ⊕+A		Back Elbow Strike
X+A		Diving Cross Body
Grapple behind opponent standing in turnbuckle		
X or A		Corner Pound Combo
△+X or △+A		Elbow to Head
□+X or □+A		Corner Pound 2
◀+X or ◀+A		Headcrusher
⊕+X or ⊕+A		Back Elbow
X+A		Back Drop
Tag Team facing opponent standing in turnbuckle		
⊕+X or ⊕+A		Brainbuster
Tag Team behind opponent standing in turnbuckle		
⊕+X or ⊕+A		Back Drop
Climbing turnbuckle, opponent in ring		
⊕+X or ⊕+A		Climbing F 1

Commands	Condition	Move Name
Climbing turnbuckle, opponent outside ring		
⊕+X or ⊕+A		Climbing B
From top turnbuckle, opponent outside ring		
X or A		Drop Kick
From top turnbuckle, opponent in ring		
A		Body Attack
X		Double Axe Handle
From second turnbuckle, opponent in ring		
⊕+A		Drop Kick
Apron and Rope Moves		
Facing opponent at ropes, both Superstars in ring		
X or A		Punch Combo
△+X or △+A		Stomping
□+X or □+A		DDT 1
◀+X or ◀+A		Hammer Attack
⊕+X or ⊕+A		Elbow Strike 1
X+A		Drop Kick
Standing on apron, facing opponent in ring near ropes		
A		Front Rope Stun Gun
Standing on apron, behind opponent in ring near ropes		
A		Sleeper Hold
Standing near ropes, facing opponent on apron		
A		Suplex 1
Flying Attack: standing near ropes, opponent outside ring		
⊕ toward rope + A		Plancha 2
Flying Attack: running to ropes, opponent outside ring		
⊕ toward rope + A		Baseball Slide Kick
Flying Attack: standing on apron, opponent outside ring		
⊕ toward opponent + A		Double Axe Handle
Flying Attack: running along apron, opponent outside ring		
⊕ toward opponent + A		Double Axe Handle
Flying Attack: standing on apron, opponent in ring		
⊕ toward opponent + A		n/a
Attack using ropes while standing near ropes		
⊕ toward rope + A		n/a
Tag Team near opponent who is near ropes		
⊕+X or ⊕+A		Double Back Body Drop

Commands	Condition	Move Name
Special Moves		
Holding chair, facing opponent		
⊕+X		Body Stab
⊕+A		Chair Attack
Holding chair, behind opponent		
⊕+X		Stab
⊕+A		Chair Attack
Holding chair, facing opponent in turnbuckle		
⊕+X		Chair Attack
⊕+A		Chair to Back
Holding chair, behind opponent in turnbuckle		
⊕+X		Chair Attack
⊕+A		Chair to Back
Holding chair, behind opponent in turnbuckle		
⊕+X		Chair Attack
⊕+A		Stab
Holding chair, opponent on ropes		
⊕+X		Body Stab
⊕+A		Counter Strike
Grapple atop small ladder		
⊕+X		Suplex
⊕+A		Suplex
Grapple atop large ladder		
⊕+X		Arm Drag
⊕+A		Suplex
Flying attack from above vs. opponent below		
⊕ toward opponent + A		Double Axe Handle
Grapple on the edge of a cage		
⊕+X or ⊕+A		Knuckle
Taunting		
Standing taunt		
△+B		Orton 1
□+B		Raise Arm
Taunt from top turnbuckle		
B		F Stand Up
Taunt in corner of ring		
B		Orton
Taunt from ring apron		
△+B		Clap Hand 1
□+B		Come Back!
Movement		
Walking		
⊕		Men Walk 1
Moving from ring to apron		
⊕ toward ring + ⊕		Normal
Entering ring from apron		
⊕ toward ring + A		Apron to Ring
Running from ring to apron		
⊕ toward rope + hold A		Ring to Apron
Running from outside to ring		
⊕ toward rope + hold A		Out to Ring

REY MYSTERIO™

BIO

No other Cruiserweight in the world carries the kind of reputation that Rey Mysterio does. A phenomenon who has competed all over the globe, he is one of the very few competitors in sports-entertainment history who can claim to have literally changed the game.

His innovative high-flying maneuvers and lightning-fast style helped open the doors to lighter-weight wrestlers over the course of the 1990s. Originally a star in Mexico, he has plied his trade everywhere from Japan to ECW to WCW. Now, finally, he has made his way to WWE, once again wearing the mask that helped make him a legend.

The Cruiserweight Division looks to be heating up more than ever before, thanks to Mysterio. When all is said and done, his name could be placed among the all-time greats.

STATS

Height: 5'6"
Weight: 165 lbs.
From: San Diego, CA
Finishing Move: Top-Rope Hurricanrana
Career Highlights: WCW Cruiserweight Champion, WCW World Tag Team Champion (w/Billy Kidman, Konnan, Juventud Guerrera), WCW World Cruiserweight Tag Team Champion (w/Billy Kidman)



QUESTION: Who did Rey Mysterio beat in his WWE debut?
(Answer at bottom of next page.)

SPECIAL MOVES



Mysterio™ Bomb



West Coast Pop™



"619"™



REY MYSTERIO™'S MOVES

Commands	Condition	Move Name
Versus Standing Opponent		
Striking		
X		Elbow Strike 1
⬇+X		Drop Kick 4
⬇+X		Right Toe Kick 1
⬅+X		Body Elbow
⬇+X		Step Side Kick 3
Grappling from the front		
X		Kick to Mid-Section
⬇+X		Drop Kick
⬇+X		Enzuigiri
⬅+X		Chinbreaker 3
⬇+X		Double Knee Strike
A		Bulldog
⬇+A		Headlock to Leg Trip
⬇+A		Huracanrana to Pin
⬇+A		Small Package Hold
⬇+A		Through DDT
X+A		Mysterio Bomb
Grappling from behind		
X		Elbow to Back 2
⬇+X		Headsnap
⬇+X		Drop Kick
⬅+X		Elbow to Head 3
⬇+X		Leg Trip
A		Pendulum Backbreaker
⬇+A		Facecrusher
⬇+A		School Boy
⬅+A		Neckbreaker
⬇+A		Bulldog
X+A		Spike Scissors
Tag Team in front of opponent		
⊕+X or ⊕+A		Brainbuster
Tag Team surrounding opponent		
⊕+X or ⊕+A		Chop
Tag Team behind opponent		
⊕+X or ⊕+A		Double Facecrusher
Versus Opponent on the Ground		
Striking		
X		Stomping 1
⊕+X		Somer Drop
Near head of face-up opponent		
⊕+X		Side-Mounted Punch
⊕+A		Head Pound
Near feet of face-up opponent		
⊕+X		Thigh Kick
⊕+A		Jackknife
Near head of face-down opponent		
⊕+X		Face Pound
⊕+A		Camel Clutch

Commands	Condition	Move Name
⊕+X	Near feet of face-down opponent	Kneecrusher
⊕+A		Punches to Head
Running Moves		
Striking: running at standing opponent		
X		Flying Wheel Kick 1
Striking: running at opponent on ground		
X		Sunset Flip
Striking: while standing vs. running opponent		
X		Mysterio Facecrusher
⊕		Bulldog
Grapple: running toward face of standing opponent		
A		Back Body Drop
Grapple: running toward back of standing opponent		
A		Huracanrana
Grapple: while standing vs. running opponent		
A		Back Elbow Strike
⊕+A		Drop Kick 2
Leap frog		
⊕ (hold)		Wheel Kick
Turnbuckle Moves		
Grapple facing opponent standing in turnbuckle		
X or A		Shove 1
⬇+X or ⬇+A		Spring Moonsault
⬇+X or ⬇+A		Mysterio Moonsault
⬅+X or ⬅+A		Chop 1
⬇+X or ⬇+A		Shove 2
X+A		West Coast Pop
Grapple behind opponent standing in turnbuckle		
X or A		Corner Pound Combo
⬇+X or ⬇+A		Reverse Huracanrana
⬇+X or ⬇+A		Elbow to Head
⬅+X or ⬅+A		Corner Pound 2
⬇+X or ⬇+A		Drop Kick
X+A		Moonsault Attack
Tag Team facing opponent standing in turnbuckle		
⊕+X or ⊕+A		Brainbuster
Tag Team behind opponent standing in turnbuckle		
⊕+X or ⊕+A		Back Drop
Climbing turnbuckle, opponent in ring		
⊕+X or ⊕+A		Climbing F 1

Commands	Condition	Move Name
Climbing turnbuckle, opponent outside ring		
⊕+X or ⊕+A		Climbing B
From top turnbuckle, opponent outside ring		
X or A		Drop Kick
From top turnbuckle, opponent in ring		
A		Body Attack
X		Body Attack
From second turnbuckle, opponent in ring		
⊕+A		Drop Kick
Apron and Rope Moves		
Facing opponent at ropes, both Superstars in ring		
X or A		Elbow Strike Combo 1
⬇+X or ⬇+A		Flap Jack
⬇+X or ⬇+A		DDT 1
⬅+X or ⬅+A		Snapmare
⬇+X or ⬇+A		Elbow Strike 1
X+A		"619"
"Standing on apron, facing opponent in ring near ropes		
A		West Coast Pop
Standing on apron, behind opponent in ring near ropes		
A		West Coast Pop
Standing near ropes, facing opponent on apron		
A		Springboard Drop
Flying Attack: standing near ropes, opponent outside ring		
⊕ toward rope + A		Screw Plancha
Flying Attack: running to ropes, opponent outside ring		
⊕ toward rope + A		Screw Plancha
Flying Attack: standing on apron, opponent outside ring		
⊕ toward opponent + A		Asai Moonsault
Flying Attack: running along apron, opponent outside ring		
⊕ toward opponent + A		Diving Body Attack 2
Flying Attack: standing on apron, opponent in ring		
⊕ toward opponent + A		Slingshot Leg Drop
Attack using ropes while standing near ropes		
⊕ toward rope + A		Cross Body Attack
Tag Team near opponent who is near ropes		
⊕+X or ⊕+A		Drop Kick

Commands	Condition	Move Name
Special Moves		
Holding chair, facing opponent		
⊕+X		Body Stab
⊕+A		DDT
Holding chair, behind opponent		
⊕+X		Stab
⊕+A		Back Drop
Holding chair, facing opponent in turnbuckle		
⊕+X		Chair Attack
⊕+A		Chair to Back
Holding chair, behind opponent in turnbuckle		
⊕+X		Chair Attack
⊕+A		Stab
Holding chair, opponent on ropes		
⊕+X		Body Stab
⊕+A		Counter Strike
Grapple atop small ladder		
⊕+X		Suplex
⊕+A		Suplex
Grapple atop large ladder		
⊕+X		Arm Drag
⊕+A		Suplex
Flying attack from above vs. opponent below		
⊕ toward opponent + A		Body Attack
⊕+X or ⊕+A		Knuckle
Taunting		
Standing taunt		
⬇+B		Mysterio 1
⬇+B		Mysterio 2
Taunt from top turnbuckle		
B		F Stand Up
Taunt in corner of ring		
B		Mysterio
Taunt from ring apron		
⬇+B		Mysterio
⬇+B		Come Back!
Movement		
Walking		
⊕		Men Walk 1
Moving from ring to apron		
⊕ toward ring + ⊕		Normal
Entering ring from apron		
⊕ toward ring + A		Jump in
Running from ring to apron		
⊕ toward rope + hold A		Ring to Apron
Running from outside to ring		
⊕ toward rope + hold A		Slide 2

RHYNO™


Bio

On November 2, 2001, Rhyno put his career on the line when he had surgery to repair his spine. But while his injuries would've indeed ended the career of an average competitor, Rhyno returned to WWE in late February 2003. They don't call him the Man-Beast for nothin'.

There are only two other Superstars who have returned from spinal surgery—Stone Cold Steve Austin and Chris Benoit. Austin is a multi-time WWE Champion. Benoit is a perennial competitor for the WWE Title. After all Rhyno has been through, he can't be far behind.

STATS

Height: 6' 3"
Weight: 275 lbs.
From: Detroit, MI
Finishing Move: Gore
Career Highlights: Hardcore Champion, WCW US Champion, ECW World Champion, ECW Television Champion



QUESTION: Early in his career, Rhyno was part of an independent wrestling federation in Detroit, which featured two performers by the names of Sexton Hardcastle and Christian Cage. By what names are these Superstars now known?

(Answer at bottom of next page.)



Pinning Powerbomb



Back Drop 3



Gore™

SPECIAL MOVES



RHYNO™'s MOVES

RHYNO™

Commands	Condition	Move Name	Commands	Condition	Move Name	Commands	Condition	Move Name	Commands	Condition	Move Name
Versus Standing Opponent			Versus Opponent on the Ground			Special Moves					
Striking			Striking			Holding chair, facing opponent					
X		Elbow Strike 1	Near feet of face-down opponent	⊕+X	Kneecrusher	⊕+X		Body Stab	⊕+A		Chair Attack
⊕+X		Diving Clothesline 2	Running Moves					Holding chair, behind opponent	⊕+X		Stab
⊕+X		Right Toe Kick 1	Striking: running at standing opponent	X	Spear			Holding chair, facing opponent in turnbuckle	⊕+A		Chair Attack
⊕+X		Left Punch 2	Striking: running at opponent on ground	X	Stomping			From second turnbuckle, opponent in ring	⊕+A		Chair to Back
⊕+X		Right Punch 2	Striking: while standing vs. running opponent	X	Spear			Holding chair, behind opponent in turnbuckle	⊕+X		Chair Attack
Grappling from the front				⊕	Bulldog			Holding chair, opponent on ropes	⊕+X		Body Stab
X		Kick to Mid-Section	Grapple: running toward face of standing opponent	A	Release Belly-to-Belly			Holding chair, opponent on ropes	⊕+A		Counter Strike
⊕+X		Short-Range Lariat 2	Grapple: running toward back of standing opponent	A	Running Spinebuster			Grapple atop small ladder	⊕+X		Suplex
⊕+X		Fist to Back	Grapple: while standing vs. running opponent	A	Back Elbow Strike			Grapple atop large ladder	⊕+A		Suplex
⊕+X		Chop 3	Leap frog	⊕+A	Spear			Flying attack from above vs. opponent below	⊕ toward opponent + A		Double Axe Handle
⊕+X		Punch 5	Turnbuckle Moves	⊕	Leap frog			Grapple on the edge of a cage	⊕+X or ⊕+A		Knuckle
A		Shoulderbreaker	Grapple facing opponent standing in turnbuckle	X or A	Punching from Turnbuckle			Taunting			Standing taunt
⊕+A		Powerbomb		⊕+X or ⊕+A	Superplex			⊕+B			Trash Talking 2
⊕+A		Small Package Hold		⊕+X or ⊕+A	Mudhole Stomping			⊕+B			Taunt 38
⊕+A		DDT 1		⊕+X or ⊕+A	Back Elbow Strike			B			Taunt from top turnbuckle
⊕+A		Arm Drag		⊕+X or ⊕+A	Chop 1			B			F Stand Up
⊕+A		Pinning Powerbomb		⊕+A	Gore			B			Taunt in corner of ring
Grappling from behind					Grapple behind opponent standing in turnbuckle			B			Raise Arms 1
X		Elbow to Back 2		X or A	Corner Pound Combo			⊕+B			Taunt from ring apron
⊕+X		Headsnap		⊕+X or ⊕+A	Elbow to Head			⊕+B			Clap Hand 1
⊕+X		Back Lariat		⊕+X or ⊕+A	Headcrusher			⊕+B			Come Back!
⊕+X		Elbow to Head 3		⊕+X or ⊕+A	Corner Pound 2						Movement
⊕+X		Elbow to Back 1		⊕+X or ⊕+A	Back Elbow						Walking
A		Russian Leg Sweep		⊕+X or ⊕+A	Back Drop						Men Walk 1
⊕+A		Atomic Drop		⊕+A	Back Drop						Moving from ring to apron
⊕+A		Back Drop 2			Tag Team facing opponent standing in turnbuckle						toward ring + ⊕
⊕+A		Belly-to-Back Suplex			Tag Team behind opponent standing in turnbuckle						toward ring + A
⊕+A		Shinbreaker			Tag Team near opponent who is near ropes						toward ring + hold A
⊕+A		Back Drop 3			Climbing turnbuckle, opponent in ring						toward ring + hold A
Tag Team in front of opponent					Climbing F 1						toward ring + hold A
⊕+X or ⊕+A		Brainbuster									toward ring + hold A
Tag Team surrounding opponent											toward ring + hold A
⊕+X or ⊕+A		Powerbomb									toward ring + hold A
Tag Team behind opponent											toward ring + hold A
⊕+X or ⊕+A		Double Back Drop									toward ring + hold A
Versus Opponent on the Ground											toward ring + hold A
Striking											toward ring + hold A
X		Stomping 1									toward ring + hold A
⊕+X		Elbow Drop 1									toward ring + hold A
Near head of face-up opponent											toward ring + hold A
⊕+X		Side-Mounted Punch									toward ring + hold A
⊕+A		Head Pound									toward ring + hold A
Near feet of face-up opponent											toward ring + hold A
⊕+X		Thigh Kick									toward ring + hold A
⊕+A		Half Boston Crab									toward ring + hold A
Near head of face-down opponent											toward ring + hold A
⊕+X		Face Pound									toward ring + hold A
⊕+A		Camel Clutch									toward ring + hold A

ANSWER: Sexton Hardcastle was the Superstar we now know as Edge. Christian Cage simply dropped the "Cage" and came to WWE as Christian.

RIC FLAIR®

BIO

When you think of true legends of sports-entertainment, you think of Ric Flair. One of the greatest World Champions of all time, and—along with Hulk Hogan—one of the two biggest Superstars of the past 20 years, Flair has carved out a legacy for himself that will never be surpassed.


Known as "The Dirtiest Player in the Game," Flair is one of the cageiest competitors ever to step in the ring. After enjoying several months as the co-owner of WWE, he has since found himself mentoring fellow Evolution members Randy Orton and Triple H to the ring.

STATS

Height: 6'1"
Weight: 220 lbs.
From: Charlotte, NC
Finishing Move: Figure-Four Leglock

Career Highlights:

NWA Mid-Atlantic Tag Team Champion, NWA Mid-Atlantic Heavyweight, NWA Mid-Atlantic TV Champion, NWA World Tag Team Champion, NWA Missouri Heavyweight Champion, NWA/WCW United States Champion, NWA/WCW Champion, WWE Champion



QUESTION: Ric Flair is a 16-time World Champion. Can you name all 11 wrestlers he beat for his various world titles?

(Answer at bottom of next page.)



Figure-Four Leglock



Low Blow



Superplex

SPECIAL MOVES



RIC FLAIR'S MOVES

Commands	Condition	Move Name
Versus Standing Opponent		
Striking		
X		Right Punch 2
⬆+X		Elbow Strike 1
⬇+X		Right Toe Kick 1
⬅+X		Chop 2
⬆+X		Short-Range Clothesline 4
Grappling from the front		
X		Punch 4
⬆+X		Chop 1
⬇+X		Fist to Back
⬅+X		Eye Rake 2
⬆+X		Facecrusher
A		Headlock & Punch
⬆+A		Suplex 1
⬇+A		Small Package Hold
⬅+A		Kick & Forearm to Back
⬆+A		Armbreaker
X+A		Figure-Four Leglock
Grappling from behind		
X		Elbow to Back 2
⬆+X		Headsnap
⬇+X		Shinbreaker
⬅+X		Elbow to Head 3
⬆+X		Back Rake 1
A		Russian Leg Sweep
⬆+1		Back Drop 3
⬇+A		Back Pin
⬅+A		School Boy
⬆+A		Leg Trip
X+A		Low Blow
Tag Team in front of opponent		
⊕+X or ⊕+A		Brainbuster
Tag Team surrounding opponent		
⊕+X or ⊕+A		Chop
Tag Team behind opponent		
⊕+X or ⊕+A		Double Back Drop
Versus Opponent on the Ground		
Striking		
X		Stomping 1
⊕+X		Elbow Drop 1
Near head of face-up opponent		
⊕+X		Side-Mounted Punch
⊕+A		Chin Lock
Near feet of face-up opponent		
⊕+X		Stomping
⊕+A		Figure-Four Leglock
Near head of face-down opponent		
⊕+X		Face Pound
⊕+A		Back Mount Punch

Commands	Condition	Move Name
Near feet of face-down opponent		
⊕+X		Kneecrusher
⊕+A		Half Boston Crab
Running Moves		
Striking: running at standing opponent		
X		Elbow Strike
Striking: running at opponent on ground		
X		Stomping
Striking: while standing vs. running opponent		
X		Neckbreaker
⊕		Bulldog
Grapple: running toward face of standing opponent		
A		Back Body Drop
Grapple: running toward back of standing opponent		
A		Arm Drag 1
Grapple: while standing vs. running opponent		
A		Back Elbow Strike
⊕+A		Chop 2
Leap frog		
⊕ (hold)		n/a
Turnbuckle Moves		
Grapple facing opponent standing in turnbuckle		
X or A		3 Chops
⬆+X or ⬆+A		High Legchoke
⬇+X or ⬇+A		Mudhole Stomping
⬅+X or ⬅+A		Chop 2
⬆+X or ⬆+A		Back Elbow Strike
X+A		Superplex
Grapple behind opponent standing in turnbuckle		
X or A		Elbow to Head
⬆+X or ⬆+A		Headcrusher
⬇+X or ⬇+A		Lariat
⬅+X or ⬅+A		Corner Pound 2
⬆+X or ⬆+A		Back Elbow
X+A		Back Drop
Tag Team facing opponent standing in turnbuckle		
⊕+X or ⊕+A		Brainbuster
Tag Team behind opponent standing in turnbuckle		
⊕+X or ⊕+A		Back Drop
Climbing turnbuckle, opponent in ring		
⊕+X or ⊕+A		Climbing S

Commands	Condition	Move Name
Climbing turnbuckle, opponent outside ring		
⊕+X or ⊕+A		Climbing B
From top turnbuckle, opponent outside ring		
X or A		Double Axe Handle
From top turnbuckle, opponent in ring		
A		Double Axe Handle
X		Double Axe Handle
From second turnbuckle, opponent in ring		
⊕+A		Double Axe Handle
Apron and Rope Moves		
Facing opponent at ropes, both Superstars in ring		
X or A		Chop 2
⬆+X or ⬆+A		Stomping
⬇+X or ⬇+A		Legchoke
⬅+X or ⬅+A		Chop 1
⬆+X or ⬆+A		Elbow Strike 1
X+A		DDT 1
Standing on apron, facing opponent in ring near ropes		
A		Front Rope Stun Gun
Standing on apron, behind opponent in ring near ropes		
A		Sleeper Hold
Standing near ropes, facing opponent on apron		
A		Stun Gun
Flying Attack: standing near ropes, opponent outside ring		
⊕ toward rope + A		n/a
Flying Attack: running to ropes, opponent outside ring		
⊕ toward rope + A		n/a
Flying Attack: standing on apron, opponent outside ring		
⊕ toward opponent + A		Double Axe Handle
Flying Attack: running along apron, opponent outside ring		
⊕ toward opponent + A		Double Axe Handle
Flying Attack: standing on apron, opponent in ring		
⊕ toward opponent + A		n/a
Attack using ropes while standing near ropes		
⊕ toward rope + A		n/a
Tag Team near opponent who is near ropes		
⊕+X or ⊕+A		Hip Toss

Commands	Condition	Move Name
Special Moves		
Holding chair, facing opponent		
⊕+X		Body Stab
⊕+A		Chair Attack
Holding chair, behind opponent		
⊕+X		Stab
⊕+A		Chair Attack
Holding chair, facing opponent in turnbuckle		
⊕+X		Chair Attack
⊕+A		Chair to Back
Holding chair, behind opponent in turnbuckle		
⊕+X		Chair Attack
⊕+A		Stab
Holding chair, opponent on ropes		
⊕+X		Body Stab
⊕+A		Counter Strike
Grapple atop small ladder		
⊕+X		Suplex
⊕+A		Suplex
Grapple atop large ladder		
⊕+X		Suplex
⊕+A		Suplex
Flying attack from above vs. opponent below		
⊕ toward opponent + A		Double Axe Handle
Grapple on the edge of a cage		
⊕+X or ⊕+A		Knuckle
Taunting		
Standing taunt		
⬆+B		Flair 1
⬇+B		Eddie 1
Taunt from top turnbuckle		
B		F Stand Up
Taunt in corner of ring		
B		Flair
Taunt from ring apron		
⬆+B		Flair
⬇+B		Come Back!
Movement		
Walking		
⊕		Men Walk 1
Moving from ring to apron		
⊕ toward ring + ⊕		Normal
Entering ring from apron		
⊕ toward ring + A		Apron to Ring
Running from ring to apron		
⊕ toward rope + hold A		Ring to Apron
Running from outside to ring		
⊕ toward rope + hold A		Out to Ring

ANSWER: Ric Flair defeated Dusty Rhodes (twice), Harley Race, Kerry Von Erch (twice), Ronnie Garvin, Ricky "The Dragon" Steamboat (twice), Sting, Randy Savage (twice), Barry Windham, Vader, Hulk Hogan, and Jeff Jarrett. He also won the 1992 Royal Rumble to win the WWE title.

RICO™

Bio

Nobody doubted Rico's ability to get his name in the press, whether as a former *American Gladiator* or Las Vegas police officer. The flamboyant Superstar first surfaced in the WWE as the "stylist" for Billy & Chuck, orchestrating their extravagant commitment ceremony. But when his charges revealed that whole spectacle was a publicity stunt, Rico showed his sadistic side, violently turning against his onetime protégés with assistance from Raw co-General Manager Eric Bischoff. Since deciding to focus on his own career, Rico has partnered with a woman who shares his self-centered attitude—the luscious Miss Jackie (a.k.a. Jackie Gayda), the co-winner of *WWE Tough Enough II*. Look for this dangerous and devious couple to lay waste to the Raw roster as they fulfill their dreams of gold.

STATS

Height: 6' 0"
Weight: 228 lbs.
From: Las Vegas, NV
Career Highlights:
WWE Tag Team Champion



QUESTION: Rico was a TV star before his WWE career. On what show did he appear? (Answer at bottom of next page.)



Rico™ Spinning Kick



Rico™ Driver



Rico™ Moonsault

SPECIAL MOVES



RICO™'s MOVES

RICO™

Condition	Commands	Move Name	Condition	Commands	Move Name	Condition	Commands	Move Name
Versus Standing Opponent						Special Moves		
Striking			Near feet of face-down opponent			Holding chair, facing opponent		
	X	Right Punch 2		ⓧ+ⓧ	Kneecrusher		ⓧ+ⓧ	Body Stab
	ⓧ+ⓧ	Step Side Kick 3		ⓧ+ⓐ	Punches to Head		ⓧ+ⓐ	DDT
	ⓧ+ⓧ	Right Toe Kick 1	Running Moves			Holding chair, behind opponent		
	ⓧ+ⓧ	Spin Kick Rico	Striking: running at standing opponent				ⓧ+ⓧ	Stab
	ⓧ+ⓧ	High Kick Rico		X	Drop Kick 1		ⓧ+ⓐ	Back Drop
Grappling from the front			Striking: running at opponent on ground			Holding chair, facing opponent in turnbuckle		
	X	Knee Strike 1		X	Elbow Drop 2		ⓧ+ⓧ	Chair Attack
	ⓧ+ⓧ	Short-Range Lariat 2	Striking: while standing vs. running opponent				ⓧ+ⓐ	Chair to Back
	ⓧ+ⓧ	Fist to Back		X	Neckbreaker	Holding chair, behind opponent in turnbuckle		
	ⓧ+ⓧ	Double Knee Strike		ⓧ	One-Hand Facecrusher		ⓧ+ⓧ	Chair Attack
	ⓧ+ⓧ	Kick to Mid-Section	Grapple: running toward face of standing opponent				ⓧ+ⓐ	Stab
	ⓐ	Scoop Slam 1		ⓐ	Back Body Drop	Holding chair, opponent on ropes		
	ⓧ+ⓐ	Falcon Arrow	Grapple: running toward back of standing opponent				ⓧ+ⓧ	Body Stab
	ⓧ+ⓐ	Small Package Hold		ⓐ	Arm Drag 1		ⓧ+ⓐ	Counter Strike
	ⓧ+ⓐ	Rico Kick Combo	Grapple: while standing vs. running opponent			Grapple atop small ladder		
	ⓧ+ⓐ	Backbreaker 2		ⓐ	Spin Kick Rico		ⓧ+ⓧ	Suplex
	ⓧ+ⓐ	Rico Spinning Kick		ⓧ+ⓐ	Drop Kick 2		ⓧ+ⓐ	Suplex
Grappling from behind			Leap frog			Grapple atop large ladder		
	X	Back Rake 2		ⓧ (hold)	Step Drop Kick 2		ⓧ+ⓧ	Arm Drag
	ⓧ+ⓧ	Headsnap	Turnbuckle Moves				ⓧ+ⓐ	Suplex
	ⓧ+ⓧ	Elbow to Head 2	Grapple facing opponent standing in turnbuckle			Flying attack from above vs. opponent below		
	ⓧ+ⓧ	Elbow to Head 3		X or ⓐ	Punching from Turnbuckle		ⓧ toward opponent + ⓐ	Double Axe Handle
	ⓧ+ⓧ	Elbow to Head 4		ⓧ+ⓧ or ⓧ+ⓐ	Rico Kick Combo	Grapple on the edge of a cage		
	ⓐ	Pendulum Backbreaker		ⓧ+ⓧ or ⓧ+ⓐ	Mudhole Stomping		ⓧ+ⓧ or ⓧ+ⓐ	Knuckle
	ⓧ+ⓐ	Back Drop 2		ⓧ+ⓧ or ⓧ+ⓐ	Back Elbow Strike	Taunting		
	ⓧ+ⓐ	School Boy		ⓧ+ⓧ or ⓧ+ⓐ	Superplex	Standing taunt		
	ⓧ+ⓐ	Atomic Drop		ⓧ+ⓐ	Rico Moonsault		ⓧ+ⓑ	Rico 1
	ⓧ+ⓐ	Belly-to-Back Suplex	Grapple behind opponent standing in turnbuckle				ⓧ+ⓑ	Rico 2
	ⓧ+ⓐ	Rico Driver		X or ⓐ	Corner Pound Combo		ⓑ	Taunt from top turnbuckle
Tag Team in front of opponent				ⓧ+ⓧ or ⓧ+ⓐ	Back Drop		ⓑ	Taunt in corner of ring
	ⓧ+ⓧ or ⓧ+ⓐ	Brainbuster		ⓧ+ⓧ or ⓧ+ⓐ	Corner Pound 2		ⓑ	Taunt from ring apron
Tag Team surrounding opponent				ⓧ+ⓧ or ⓧ+ⓐ	Lariat		ⓧ+ⓑ	Clap Hand 1
	ⓧ+ⓧ or ⓧ+ⓐ	Chop		ⓧ+ⓧ or ⓧ+ⓐ	Back Elbow		ⓧ+ⓑ	Come Back!
Tag Team behind opponent				ⓧ+ⓐ	Rico Moonsault	Movement		
	ⓧ+ⓧ or ⓧ+ⓐ	Double Back Drop	Grapple behind opponent standing in turnbuckle			Walking		
Versus Opponent on the Ground				X or ⓐ	Corner Pound Combo		ⓧ	Men Walk 1
Striking				ⓧ+ⓧ or ⓧ+ⓐ	Back Drop	Moving from ring to apron		
	X	Stomping 1		ⓧ+ⓧ or ⓧ+ⓐ	Corner Pound 2		ⓧ toward ring + ⓧ	Normal
	ⓧ+ⓧ	Elbow Drop 1		ⓧ+ⓧ or ⓧ+ⓐ	Lariat	Entering ring from apron		
Near head of face-up opponent				ⓧ+ⓧ or ⓧ+ⓐ	Back Elbow		ⓧ toward ring + ⓐ	Apron to Ring
	ⓧ+ⓧ	Side-Mounted Punch		ⓧ+ⓐ	Rico Moonsault	Running from ring to apron		
	ⓧ+ⓐ	Neckchoke	Tag Team facing opponent standing in turnbuckle				ⓧ toward rope + hold ⓐ	Ring to Apron
Near feet of face-up opponent				ⓧ+ⓧ or ⓧ+ⓐ	Brainbuster	Running from outside to ring		
	ⓧ+ⓧ	Thigh Kick	Tag Team behind opponent standing in turnbuckle				ⓧ toward rope + hold ⓐ	Out to Ring
	ⓧ+ⓐ	Half Boston Crab		ⓧ+ⓧ or ⓧ+ⓐ	Back Drop			
Near head of face-down opponent				ⓧ+ⓧ or ⓧ+ⓐ	Back Drop			
	ⓧ+ⓧ	Face Pound	Climbing turnbuckle, opponent in ring					
	ⓧ+ⓐ	Camel Clutch		ⓧ+ⓧ or ⓧ+ⓐ	Climbing B			
			Climbing turnbuckle, opponent outside ring					
				ⓧ+ⓧ or ⓧ+ⓐ	Climbing B			
			From top turnbuckle, opponent outside ring					
				X or ⓐ	Double Axe Handle			
			From top turnbuckle, opponent in ring					
				ⓐ	Moonsault 2			
				X	Double Axe Handle			
			From second turnbuckle, opponent in ring					
				ⓧ+ⓐ	Drop Kick			
			Apron and Rope Moves					
			Facing opponent at ropes, both Superstars in ring					
				X or ⓐ	Punch Combo			
				ⓧ+ⓧ or ⓧ+ⓐ	Side Kick			
				ⓧ+ⓧ or ⓧ+ⓐ	Springboard Drop			
				ⓧ+ⓧ or ⓧ+ⓐ	Hammer Attack			
				ⓧ+ⓧ or ⓧ+ⓐ	Elbow Strike 1			
				ⓧ+ⓐ	Rico Spinning Kick			
			Standing on apron, facing opponent in ring near ropes					
				ⓐ	Front Rope Stun Gun			
			Standing on apron, behind opponent in ring near ropes					
				ⓐ	Elbow Strike			
			Standing near ropes, facing opponent on apron					
				ⓐ	Stun Gun			
			Flying Attack: standing near ropes, opponent outside ring					
				ⓧ toward rope + ⓐ	Plancha 2			
			Flying Attack: running to ropes, opponent outside ring					
				ⓧ toward rope + ⓐ	Baseball Slide Kick			
			Flying Attack: standing on apron, opponent outside ring					
				ⓧ toward opponent + ⓐ	Double Axe Handle			
			Flying Attack: running along apron, opponent outside ring					
				ⓧ toward opponent + ⓐ	Double Axe Handle			
			Flying Attack: standing on apron, opponent in ring					
				ⓧ toward opponent + ⓐ	n/a			
			Attack using ropes while standing near ropes					
				ⓧ toward rope + ⓐ	n/a			
			Tag Team near opponent who is near ropes					
				ⓧ+ⓧ or ⓧ+ⓐ	Hip Toss			

RIKISHI™


Bio

Weighing more than 400 pounds, Rikishi is one of the most imposing performers in sports-entertainment. Perhaps the scariest thing about him is his butt—which he likes to stick in opponents' faces, delivering to them the dreaded Stink Face!

Rikishi has enjoyed a great deal of success in WWE. As a member of the Headshrinkers tag team, he held the World Tag Team Championship back in 1994. Since rejoining WWE in 1999, he has enjoyed a successful run as Intercontinental Champion. He also made it to the finals of the 2000 *King of the Ring* tournament, before narrowly losing to Kurt Angle.

The Phat Man was embroiled in controversy in late 2000 when it was revealed that he was driving the car that ran down Stone Cold Steve Austin at the 1999 *Survivor Series*. But Rikishi has come a long way since then, earning back his spot in the hearts of fans around the world. After missing a good part of 2001 due to injury, Rikishi is back and better than ever. And if anyone gets in his way, he might have a Stink Face for them—and a dance for the fans!

STATS Height: 6' 1"
 Weight: 401 lbs.
 From: Samoa
Finishing Move: Banzai Drop
Career Highlights:
 Intercontinental Champion, WWE World Tag Team Champion (as Headshrinker Fatu)



QUESTION: Rikishi has used three different ring names in WWE—name them. (Answer at bottom of next page.)



Rikishi™ Driver



Stink Face™



Back Drop

SPECIAL MOVES



RIKISHI™'s MOVES

RIKISHI™

Commands	Condition	Move Name
Versus Standing Opponent		
Striking		
X		Rikishi Right Punch
△+X		Finger Thrust 2
○+X		Right Toe Kick 1
◀+X		Right Body Punch 1
○+X		Step Side Kick 5
Grappling from the front		
X		Kick to Mid-Section
△+X		Short-Range Lariat 2
○+X		Fist to Back
◀+X		Rikishi Upper Thrust
○+X		Headlock & Punch
A		Snapmare 1
△+A		Belly-to-Belly Suplex 2
○+A		Suplex 2
◀+A		DDT
○+A		Samoan Drop
X+A		Rikishi Driver
Grappling from behind		
X		Elbow to Back 2
△+X		Headsnap
○+X		Back Lariat
◀+X		Elbow to Head 3
○+X		Headbutt from Behind
A		Atomic Drop
△+A		Belly-to-Back Suplex
○+A		Neckbreaker
◀+A		Sidewalk Slam
○+A		Back Drop 1
X+A		Back Drop 3
Tag Team in front of opponent		
○+X or ○+A		Brainbuster
Tag Team surrounding opponent		
○+X or ○+A		Powerbomb
Tag Team behind opponent		
○+X or ○+A		Double Back Drop
Versus Opponent on the Ground		
Striking		
X		Stomping 1
○+X		Leg Drop 1
Near head of face-up opponent		
○+X		Side-Mounted Punch
○+A		Banzai Drop
Near feet of face-up opponent		
○+X		Thigh Kick
○+A		Half Boston Crab
Near head of face-down opponent		
○+X		Face Pound
○+A		Back-Mount Punch

Commands	Condition	Move Name
○+X	Near feet of face-down opponent	Kneecrusher
○+A		Half Boston Crab
Running Moves		
Striking: running at standing opponent		
X		Clothesline 1
Striking: running at opponent on ground		
X		Leg Drop
Striking: while standing vs. running opponent		
X		Neckbreaker
○		Bulldog
Grapple: running toward face of standing opponent		
A		Spinebuster
Grapple: running toward back of standing opponent		
A		Samoan Drop
Grapple: while standing vs. running opponent		
A		Back Elbow Strike
○+A		Step Side Kick 5
Leap frog		
○ (hold)		n/a
Turnbuckle Moves		
Grapple facing opponent standing in turnbuckle		
X or A		Punching from Turnbuckle
△+X or △+A		Hip Attack
○+X or ○+A		Banzai Drop
◀+X or ◀+A		Body Attack
○+X or ○+A		Back Elbow Strike
X+A		Stink Face
Grapple behind opponent standing in turnbuckle		
X or A		Elbow to Head
△+X or △+A		Headcrusher
○+X or ○+A		Corner Pound 2
◀+X or ◀+A		Lariat
○+X or ○+A		Back Elbow
X+A		Back Drop
Tag Team facing opponent standing in turnbuckle		
○+X or ○+A		Brainbuster
Tag Team behind opponent standing in turnbuckle		
○+X or ○+A		Back Drop
○+X or ○+A		Climbing F 1

Commands	Condition	Move Name
Climbing turnbuckle, opponent outside ring		
○+X or ○+A		Climbing B
From top turnbuckle, opponent outside ring		
X or A		Double Axe Handle
From top turnbuckle, opponent in ring		
A		Double Axe Handle
X		Double Axe Handle
From second turnbuckle, opponent in ring		
○+A		Double Axe Handle
Apron and Rope Moves		
Facing opponent at ropes, both Superstars in ring		
X or A		Punch Combo
△+X or △+A		DDT 1
○+X or ○+A		Stomping
◀+X or ◀+A		Chop
○+X or ○+A		Elbow Strike 1
X+A		Springboard Drop
Standing on apron, facing opponent in ring near ropes		
A		Front Rope Stun Gun
Standing on apron, behind opponent in ring near ropes		
A		Sleeper Hold
Standing near ropes, facing opponent on apron		
A		Arm Drag
Flying Attack: standing near ropes, opponent outside ring		
○ toward rope + A		n/a
Flying Attack: running to ropes, opponent outside ring		
○ toward rope + A		n/a
Flying Attack: standing on apron, opponent outside ring		
○ toward opponent + A		Double Axe Handle
Flying Attack: running along apron, opponent outside ring		
○ toward opponent + A		Double Axe Handle
Flying Attack: standing on apron, opponent in ring		
○ toward opponent + A		n/a
Attack using ropes while standing near ropes		
○ toward rope + A		n/a
Tag Team near opponent who is near ropes		
○+X or ○+A		Double Back Body Drop

Commands	Condition	Move Name
Special Moves		
Holding chair, facing opponent		
○+X		Body Stab
○+A		Chair Attack
Holding chair, behind opponent		
○+X		Stab
○+A		Chair Attack
Holding chair, facing opponent in turnbuckle		
○+X		Chair Attack
○+A		Chair to Back
Holding chair, behind opponent in turnbuckle		
○+X		Chair Attack
○+A		Stab
Holding chair, opponent on ropes		
○+X		Body Stab
○+A		Counter Strike
Grapple atop small ladder		
○+X		Arm Drag
○+A		Suplex
Grapple atop large ladder		
○+X		Suplex
○+A		Suplex
Flying attack from above vs. opponent below		
○ toward opponent + A		Diving Leg Drop 1
Grapple on the edge of a cage		
○+X or ○+A		Knuckle
Taunting		
Standing taunt		
△+B		Rikishi 1
○+B		Rikishi 2
Taunt from top turnbuckle		
B		F Stand Up
Taunt in corner of ring		
B		Look Around
Taunt from ring apron		
△+B		Rikishi
○+B		Come Back!
Movement		
Walking		
○		Men Walk 1
Moving from ring to apron		
○ toward ring + ○		Normal
Entering ring from apron		
○ toward ring + A		Apron to Ring
Running from ring to apron		
○ toward rope + hold A		Ring to Apron
Running from outside to ring		
○ toward rope + hold A		Out to Ring

www.primagames.com

ROB VAN DAM®


Bio

Call Rob Van Dam what you will—"Mr. Monday Night," "The Whole F'n Show," "Mr. Pay-Per-View"—but the RVD who helped lead ECW's invasion of World Wrestling Entertainment is better, stronger and wiser. Van Dam captivated ECW's loyal following with scintillating martial-arts skills and eye-popping maneuvers, including the Van Daminator, the Van Terminator and the Five-Star Frog Splash. His magnificent abilities in the ring helped him set an ECW record 23-month reign as World Television Champion.

Today, Van Dam says he's at the peak of his career, having fully recovered from a broken fibula that halted it for three months. And that's scary for anyone who thinks he can stop a competitor who has every right to brag about how great he is! Just ask the man who discovered him: "We built a huge part of ECW around Rob Van Dam," said Paul Heyman. "I have no regrets about that. He is perhaps the most spectacular athlete that his industry has to offer today."

STATS

Height: 6' 0"
Weight: 220 lbs.
From: Battle Creek, MI
Finishing Move: Five-Star Frog Splash
Career Highlights: Intercontinental Champion, WWE World Tag Team Champion, Hardcore Champion, ECW Television Champion, ECW Tag Team Champion




QUESTION: Which of Rob Van Dam's nicknames was inspired by Shawn Michaels? (Answer at bottom of next page.)



RVD® Facebuster



Five-Star Frog Splash™



Rolling Thunder™

SPECIAL MOVES



ROB VAN DAM®'S MOVES

ROB VAN DAM®

Commands	Condition	Move Name
Versus Standing Opponent		
Striking		
X		RVD Elbow Strike
⬆+X		Leg Sweep
⬇+X		Right Toe Kick 1
⬅+X		Right Spin Kick 3
⬆+X		Step Side Kick 1
Grappling from the front		
X		Kick to Mid-Section
⬆+X		RVD Spinning Kick Combo
⬇+X		Enzuigiri
⬅+X		Elbow 3
⬆+X		Chop 2
A		Suplex 1
⬆+A		RVD Spinning Kick
⬇+A		Huracanrana to Pin
⬅+A		RVD Leg Sweep
⬆+A		Neckbreaker 1
X+A		RVD Facebuster
Grappling from behind		
X		Elbow to Back 2
⬆+X		Leg Trip
⬇+X		Drop Kick
⬅+X		Elbow to Head 3
⬆+X		Russian Leg Sweep
A		Sleeper Hold
⬆+A		Hopping Rolling Pin
⬇+A		Back Pin
⬅+A		Back Drop 1
⬆+A		Reverse DDT
X+A		German Suplex 3
Tag Team in front of opponent		
⊕+X or ⊕+A		Drop Kick
Tag Team surrounding opponent		
⊕+X or ⊕+A		Chop
Tag Team behind opponent		
⊕+X or ⊕+A		Double Facecrusher
Versus Opponent on the Ground		
Striking		
X		Twist Leg Drop
⊕+X		Rolling Leg Drop 1
Near head of face-up opponent		
⊕+X		Side-Mounted Punch
⊕+A		Moonsault Fall
Near feet of face-up opponent		
⊕+X		Thigh Kick
⊕+A		Half Boston Crab
Near head of face-down opponent		
⊕+X		Face Pound
⊕+A		Back-Mount Punch

Commands	Condition	Move Name
Near feet of face-down opponent		
⊕+X		Kneecrusher
⊕+A		Half Boston Crab
Running Moves		
Striking: running at standing opponent		
X		Flying Wheel Kick 1
Striking: running at opponent on ground		
X		Sunset Flip
Striking: while standing vs. running opponent		
X		Neckbreaker
⊕		One-Hand Facecrusher
Grapple: running toward face of standing opponent		
A		Back Body Drop
Grapple: running toward back of standing opponent		
A		Leg Scissors
Grapple: while standing vs. running opponent		
A		Back Elbow Strike
⊕+A		Drop Kick 1
Leap frog		
⊕ (hold)		Wheel Kick
Turnbuckle Moves		
Grapple facing opponent standing in turnbuckle		
X or A		Elbow Combo
⬆+X or ⬆+A		Snapmare
⬇+X or ⬇+A		RVD Tackle
⬅+X or ⬅+A		Sobat Combo 2
⬆+X or ⬆+A		Rolling Whip
X+A		Five-Star Frog Splash
Grapple behind opponent standing in turnbuckle		
X or A		Elbow to Head
⬆+X or ⬆+A		Headcrusher
⬇+X or ⬇+A		Corner Pound 2
⬅+X or ⬅+A		Corner Pound Combo
⬆+X or ⬆+A		Drop Kick
X+A		Back Drop
Tag Team facing opponent standing in turnbuckle		
⊕+X or ⊕+A		Brainbuster
Tag Team behind opponent standing in turnbuckle		
⊕+X or ⊕+A		Back Drop
Climbing turnbuckle, opponent in ring		
⊕+X or ⊕+A		RVD Climbing

Commands	Condition	Move Name
Climbing turnbuckle, opponent outside ring		
⊕+X or ⊕+A		Climbing B
From top turnbuckle, opponent outside ring		
X or A		Drop Kick
From top turnbuckle, opponent in ring		
A		Five-Star Frog Splash
X		Body Attack
From second turnbuckle, opponent in ring		
⊕+A		Hollywood Star Press
Apron and Rope Moves		
Facing opponent at ropes, both Superstars in ring		
X or A		Hammer Attack
⬆+X or ⬆+A		Rolling Moonsault
⬇+X or ⬇+A		Rolling Body Attack
⬅+X or ⬅+A		Elbow Strike 1
⬆+X or ⬆+A		Elbow Strike Combo 1
X+A		Rolling Thunder
Standing on apron, facing opponent in ring near ropes		
A		Front Rope Stun Gun
Standing on apron, behind opponent in ring near ropes		
A		Sleeper Hold
Standing near ropes, facing opponent on apron		
A		Suplex 1
Flying Attack: standing near ropes, opponent outside ring		
⊕ toward rope + A		Plancha 2
Flying Attack: running to ropes, opponent outside ring		
⊕ toward rope + A		Pescado 2
Flying Attack: standing on apron, opponent outside ring		
⊕ toward opponent + A		Wheel Kick
Flying Attack: running along apron, opponent outside ring		
⊕ toward opponent + A		Diving Body Attack 2
Flying Attack: standing on apron, opponent in ring		
⊕ toward opponent + A		Rider Kick 1
Attack using ropes while standing near ropes		
⊕ toward rope + A		Rider Kick
Tag Team near opponent who is near ropes		
⊕+X or ⊕+A		Brainbuster

Commands	Condition	Move Name
Special Moves		
Holding chair, facing opponent		
⊕+X		Body Stab
⊕+A		Van Daminator
Holding chair, behind opponent		
⊕+X		Stab
⊕+A		Back Drop
Holding chair, facing opponent in turnbuckle		
⊕+X		Chair Attack
⊕+A		Chair to Back
Holding chair, behind opponent in turnbuckle		
⊕+X		Chair Attack
⊕+A		Stab
Holding chair, opponent on ropes		
⊕+X		Body Stab
⊕+A		Counter Strike
Grapple atop small ladder		
⊕+X		Suplex
⊕+A		Suplex
Grapple atop large ladder		
⊕+X		Suplex
⊕+A		Flip Bomb
Flying attack from above vs. opponent below		
⊕ toward opponent + A		Five-Star Frog Splash
Grapple on the edge of a cage		
⊕+X or ⊕+A		Knuckle
Taunting		
Standing taunt		
⬆+B		RVD 1
⬇+B		RVD 2
Taunt from top turnbuckle		
B		F RVD
Taunt in corner of ring		
B		RVD
Taunt from ring apron		
⬆+B		RVD
⬇+B		Come Back!
Movement		
Walking		
⊕		Men Walk 1
Moving from ring to apron		
⊕ toward ring + ⊕		Normal
Entering ring from apron		
⊕ toward ring + A		Apron to Ring
Running from ring to apron		
⊕ toward rope + hold A		Ring to Apron
Running from outside to ring		
⊕ toward rope + hold A		Out to Ring

ANSWER: In the late '90s, Shawn Michaels referred to himself as "The Showstopper." RVD, a member of the then-trial organization ECW, responded by calling himself "The Whole F'n Show!"

THE ROCK®

BIO


He's the most electrifying man in sports-entertainment. The People's Champion. The "Great One." Call him whatever you want, but to millions of fans around the world, there is no substitute for The Rock. From the moment his music hits to the time he leaves the arena, The Rock leaves fans on the edge of their seats.

A former WWE Champion, The Rock has what it takes to "layeth the smacketh down" in the ring, leaving his opponent lying. The Rock also has a penchant for the microphone, dazzling fans with his quit wit and his ability to talk smack. You don't want to get in the Brahma Bull's way. The Rock is also a media Superstar, having starred in the feature film *The Mummy Returns* and its prequel, *The Scorpion King*. His autobiography, *The Rock Says ...* was a New York Times No. 1 best-seller.

The future is bright for this young Superstar, and the sky's the limit...if ya smell what The Rock is cookin'!

STATS

Height: 6' 5"
Weight: 260 lbs.
From: Miami, FL
Finishing Move: Rock Bottom, People's Elbow
Career Highlights: WWE Champion, Intercontinental Champion, WWE World Tag Team Champion, 2000 *Royal Rumble* winner, WCW Champion



QUESTION: The Rock is a third-generation Superstar—who were his father and grandfather? (Answer at bottom of next page.)

SPECIAL MOVES



Rock Bottom™



The Rock®
Punch Combo



People's Elbow™



THE ROCK'S MOVES

THE ROCK®

Commands	Condition	Move Name
Versus Standing Opponent		
Striking		
X		The Rock Punch 1
△+X		Right Body Punch 1
▽+X		Right Toe Kick 5
◀+X		The Rock Punch 3
⊕+3		Diving Clothesline 2
Grappling from the front		
X		Scoop Slam 1
△+X		Punch Combo
▽+X		Facecrusher
◀+X		Chop 3
⊕+X		Punch 5
A		Suplex 1
△+A		Dragon Screw
▽+A		DDT
◀+A		Neckbreaker 1
⊕+A		Snap Suplex
X+A		Rock Bottom
Grappling from behind		
X		Elbow to Head 2
△+X		Headsnap
▽+X		Back Lariat
◀+X		Elbow to Head 4
⊕+X		Elbow to Back 1
A		Russian Leg Sweep
△+A		Back Drop 3
▽+A		School Boy
◀+A		Neckbreaker
⊕+A		Back Drop 1
X+A		Low Blow
Tag Team in front of opponent		
⊕+X or ⊕+A		Brainbuster
Tag Team surrounding opponent		
⊕+X or ⊕+A		Chop
Tag Team behind opponent		
⊕+X or ⊕+A		Double Back Drop
Versus Opponent on the Ground		
Striking		
X		The Rock Stomping 1
⊕+X		The Rock Stomping 2
Near head of face-up opponent		
⊕+X		Head Pound
⊕+A		Cross Armbar
Near feet of face-up opponent		
⊕+X		Thigh Kick
⊕+A		Sharp Shooter
Near head of face-down opponent		
⊕+X		Face Pound
⊕+A		La Magistral

Commands	Condition	Move Name
⊕+X	Near feet of face-down opponent	Knee Crusher
⊕+A		Half Boston Crab
Running Moves		
Striking: running at standing opponent		
X		The Rock Clothesline
Striking: running at opponent on ground		
X		Stomping
Striking: while standing vs. running opponent		
X		Tornado DDT
⊕		One-Hand Facecrusher
Grapple: running toward face of standing opponent		
A		Samoan Drop
Grapple: running toward back of standing opponent		
A		The Rock Spinebuster
Grapple: while standing vs. running opponent		
A		Back Elbow Strike
⊕+A		Short-Range Clothesline 4
⊕	Leap frog	
⊕ (hold)		Clothesline
Turnbuckle Moves		
Grapple facing opponent standing in turnbuckle		
X or A		Shove 1
△+X or △+A		Superplex
▽+X or ▽+A		Mudhole Stomping
◀+X or ◀+A		Chop 1
⊕+X or ⊕+A		Back Elbow Strike
X+A		The Rock Punch Combo
Grapple behind opponent standing in turnbuckle		
X or A		Corner Pound Combo
△+X or △+A		Headcrusher
▽+X or ▽+A		School Boy
◀+X or ◀+A		Back Elbow
⊕+X or ⊕+A		Lariat
X+A		Back Drop
Tag Team facing opponent standing in turnbuckle		
⊕+X or ⊕+A		Brainbuster
Tag Team behind opponent standing in turnbuckle		
⊕+X or ⊕+A		Back Drop
Climbing turnbuckle, opponent in ring		
⊕+X or ⊕+A		Climbing F 1

Commands	Condition	Move Name
Climbing turnbuckle, opponent outside ring		
⊕+X or ⊕+A		Climbing B
From top turnbuckle, opponent outside ring		
X or A		Double Axe Handle
From top turnbuckle, opponent in ring		
A		Double Axe Handle
X		Double Axe Handle
From second turnbuckle, opponent in ring		
⊕+A		Double Axe Handle
Apron and Rope Moves		
Facing opponent at ropes, both Superstars in ring		
X or A		The Rock Punch Combo
△+X or △+A		Stomping
▽+X or ▽+A		Legchoke
◀+X or ◀+A		Elbow Strike 1
⊕+X or ⊕+A		Chop
X+A		People's Elbow
Standing on apron, facing opponent in ring near ropes		
A		Front Rope Stun Gun
Standing on apron, behind opponent in ring near ropes		
A		Sleeper Hold
Standing near ropes, facing opponent on apron		
A		Arm Drag
Flying Attack: standing near ropes, opponent outside ring		
⊕ toward rope + A		n/a
Flying Attack: running to ropes, opponent outside ring		
⊕ toward rope + A		n/a
Flying Attack: standing on apron, opponent outside ring		
⊕ toward opponent + A		Double Axe Handle
Flying Attack: running along apron, opponent outside ring		
⊕ toward opponent + A		Double Axe Handle
Flying Attack: standing on apron, opponent in ring		
⊕ toward opponent + A		n/a
Attack using ropes while standing near ropes		
⊕ toward rope + A		n/a
Tag Team near opponent who is near ropes		
⊕+X or ⊕+A		Facecrusher

Commands	Condition	Move Name
Special Moves		
Holding chair, facing opponent		
⊕+X		Body Stab
⊕+A		Chair Attack
Holding chair, behind opponent		
⊕+X		Stab
⊕+A		Chair Attack
Holding chair, facing opponent in turnbuckle		
⊕+X		Chair Attack
⊕+A		Chair to Back
Holding chair, behind opponent in turnbuckle		
⊕+X		Chair Attack
⊕+A		Stab
Holding chair, opponent on ropes		
⊕+X		Body Stab
⊕+A		Counter Strike
Grapple atop small ladder		
⊕+X		Arm Drag
⊕+A		Suplex
Grapple atop large ladder		
⊕+X		Facecrusher
⊕+A		Belly-to-Belly Suplex
Flying attack from above vs. opponent below		
⊕ toward opponent + A		Double Axe Handle
⊕+X or ⊕+A		Knuckle
Taunting		
Standing taunt		
△+B		The Rock 2
▽+B		The Rock 4
Taunt from top turnbuckle		
B		F Stand Up
Taunt in corner of ring		
B		The Rock
Taunt from ring apron		
△+B		Taunt 4
▽+B		Taunt 5
Movement		
Walking		
⊕		Men Walk 1
Moving from ring to apron		
⊕ toward ring + ⊕		Normal
Entering ring from apron		
⊕ toward ring + A		Apron to Ring
Running from ring to apron		
⊕ toward rope + hold A		Ring to Apron
Running from outside to ring		
⊕ toward rope + hold A		Out to Ring

SCOTT STEINER™


Bio

When Scott Steiner was signed by WWE, a fierce war broke out between Raw General Manager Eric Bischoff and SmackDown! GM Stephanie McMahon. Both wanted to bring Big Poppa Pump to their brands, and for good reason.

Just look at him. The Big Bad Booty Daddy has one of the most impressive physiques in the world. At 6' 2", 255 pounds, Steiner is a suplex master and excellent mat technician. His skills and his brute strength suggest that Steiner will put some great accomplishments underneath his belt before his time in WWE is done!

STATS

Height: 6' 2"
Weight: 255 lbs.
From: Detroit, MI
Finishing Move: Steiner Recliner
Career Highlight: WWE World Tag Team Champion, WCW Champion



QUESTION: During the final WCW Monday Nitro, WCW World Heavyweight Champion Scott Steiner lost the title to which future WWE Superstar? (Answer at bottom of next page.)

SPECIAL MOVES



SSD



Steiner Recliner™



Rope Lift-Up Slam



SCOTT STEINER™'S MOVES

SCOTT STEINER™

Commands	Condition	Move Name
Versus Standing Opponent		
Striking		
X		Right Punch 2
⬇️+X		Drop Kick 2
⬆️+X		Right Toe Kick 1
⬅️+X		Chop 2
⬆️+X		Short-Range Clothesline 4
Grappling from the front		
X		Punch 4
⬇️+X		Short Range Lariat 2
⬆️+X		Muscle Elbow
⬅️+X		Chop 3
⬆️+X		Elbow 1
A		Body Press Drop
⬆️+A		Snap Suplex
⬆️+A		Piledriver
⬆️+A		Side Suplex
⬆️+A		Backbreaker 1
X+A		SSD
Grappling from behind		
X		Elbow to Back 2
⬇️+X		Headsnap
⬆️+X		Back Lariat
⬅️+X		Elbow to Head 3
⬆️+X		Quick Backbreaker
A		Belly to Back Suplex
⬆️+A		German Suplex 3
⬆️+A		School Boy
⬆️+A		Back Drop 3
⬆️+A		Pumphandle Slam
X+A		Steiner Recliner
Tag Team in front of opponent		
⊕+X or ⊕+A		Brainbuster
Tag Team surrounding opponent		
⊕+X or ⊕+A		Chop
Tag Team behind opponent		
⊕+X or ⊕+A		Double Back Drop
Versus Opponent on the Ground		
Striking		
X		Stomping 1
⊕+X		Muscle Elbow Drop
Near head of face-up opponent		
⊕+X		Side Mounted Punch
⊕+A		Head Pound
Near feet of face-up opponent		
⊕+X		Thigh Kick
⊕+A		Half Boston Crab
Near head of face-down opponent		
⊕+X		Face Pound
⊕+A		Steiner Recliner

Commands	Condition	Move Name
Near feet of face-down opponent		
⊕+X		Kneecrusher
⊕+A		Boston Crab
Running Moves		
Striking: running at standing opponent		
X		Clothesline 1
Striking: running at opponent on ground		
X		Elbow Drop 2
Striking: while standing vs. running opponent		
X		Neckbreaker
⊕		Bulldog
Grapple: running toward face of standing opponent		
A		Back Body Drop
Grapple: running toward back of standing opponent		
A		Powerslam
Grapple: while standing vs. running opponent		
A		Back Elbow Strike
⊕+A		Right Toe Kick 1
Leap frog		
⊕ (hold)		Clothesline
Turnbuckle Moves		
Grapple facing opponent standing in turnbuckle		
X or A		Punching from Turnbuckle
⬆️+X or ⬆️+A		Hammer Attack
⬆️+X or ⬆️+A		Mudhole Stomping
⬆️+X or ⬆️+A		Back Elbow Strike
⬆️+X or ⬆️+A		Chop 1
X+A		Superplex
Grapple behind opponent standing in turnbuckle		
X or A		Corner Pound Combo
⬆️+X or ⬆️+A		Elbow to Head
⬆️+X or ⬆️+A		Headcrusher
⬆️+X or ⬆️+A		Corner Pound 2
⬆️+X or ⬆️+A		Back Elbow
X+A		Back Drop
Tag Team facing opponent standing in turnbuckle		
⊕+X or ⊕+A		Brainbuster
Tag Team behind opponent standing in turnbuckle		
⊕+X or ⊕+A		Back Drop
Climbing turnbuckle, opponent in ring		
⊕+X or ⊕+A		Climbing F 1

Commands	Condition	Move Name
Climbing turnbuckle, opponent outside ring		
⊕+X or ⊕+A		Climbing B
From top turnbuckle, opponent outside ring		
X or A		Double Axe Handle
From top turnbuckle, opponent in ring		
A		Diving Elbow
X		Double Axe Handle
From second turnbuckle, opponent in ring		
⊕+A		Double Axe Handle
Apron and Rope Moves		
Facing opponent at ropes, both Superstars in ring		
X or A		Punch Combo
⬆️+X or ⬆️+A		Stomping
⬆️+X or ⬆️+A		Legchoke
⬆️+X or ⬆️+A		Chop
⬆️+X or ⬆️+A		Hammer Attack
X+A		Rope Lift-Up Slam
Standing on apron, facing opponent in ring near ropes		
A		Front Rope Stun Gun
Standing on apron, behind opponent in ring near ropes		
A		Sleeper Hold
Standing near ropes, facing opponent on apron		
A		Suplex 1
Flying Attack: standing near ropes, opponent outside ring		
s toward rope + 1		n/a
Flying Attack: running to ropes, opponent outside ring		
⊕ toward rope + A		Baseball Slide Kick
Flying Attack: standing on apron, opponent outside ring		
⊕ toward opponent + A		Double Axe Handle
Flying Attack: running along apron, opponent outside ring		
⊕ toward opponent + A		Double Axe Handle
Flying Attack: standing on apron, opponent in ring		
⊕ toward opponent + A		n/a
Attack using ropes while standing near ropes		
⊕ toward rope + A		n/a
Tag Team near opponent who is near ropes		
⊕+X or ⊕+A		Spinebuster

Commands	Condition	Move Name
Special Moves		
Holding chair, facing opponent		
⊕+X		Body Stab
⊕+A		Chair Attack
Holding chair, behind opponent		
⊕+X		Stab
⊕+A		Chair Attack
Holding chair, facing opponent in turnbuckle		
⊕+X		Chair Attack
⊕+A		Chair to Back
Holding chair, behind opponent in turnbuckle		
⊕+X		Chair Attack
⊕+A		Stab
Holding chair, opponent on ropes		
⊕+X		Body Stab
⊕+A		Counter Strike
Grapple atop small ladder		
⊕+X		Suplex
⊕+A		Suplex
Grapple atop large ladder		
⊕+X		Arm Drag
⊕+A		Suplex
Flying attack from above vs. opponent below		
⊕ toward opponent + A		Double Axe Handle
⊕+X or ⊕+A		Knuckle
Taunting		
Standing taunt		
⬆️+Ⓡ		Steiner 1
⬆️+Ⓡ		Steiner 2
Taunt from top turnbuckle		
Ⓡ		F Stand Up
Taunt in corner of ring		
Ⓡ		Raise Arms 1
Taunt from ring apron		
⬆️+Ⓡ		Look Around
⬆️+Ⓡ		Come Back!
Movement		
Walking		
⊕		Men Walk 1
Moving from ring to apron		
⊕ toward ring + Ⓡ		Normal
Entering ring from apron		
⊕ toward ring + A		Apron to Ring
Running from ring to apron		
⊕ toward rope + hold A		Ring to Apron
Running from outside to ring		
⊕ toward rope + hold A		Out to Ring

ANSWER: Scott Steiner lost the World Heavyweight Title to Booker T on the final episode of Nitro, making the Bookerman a five-time WCW Champion.


SHANNON MOORE™

Bio

WWE fans might know Shannon Moore as Matt Hardy's shadow, but his connection to several well-known WWE competitor goes way back. He first broke into the business along with the Hardy Boyz, Lita and The Hurricane. Later, in the old WCW, he formed the notorious three-man tag team known as 3-Count. The trio had no problem getting under the skins of the fans with their outrageous "boy band" routine. A welcome addition to the growing Cruiserweight Division, he possesses an impressive arsenal of aerial maneuvers to go along with blinding ring speed. Unfortunately, his skills are often overshadowed by his role as Matt Hardy's No. 1 MF'er.

STATS

Height: 5' 9"
Weight: 175 lbs.
From: Cameron, NC
Career Highlights:
 WCW Hardcore Champion



QUESTION:

Where did Shannon Moore perform between his run in WCW and his first appearance in WWE? (Answer at bottom of next page.)



Moore™ Neckbreaker



Corkscrew Attack



Hurricanrana™ 1

SPECIAL MOVES

SHANNON MOORE™'s MOVES



Commands	Condition	Move Name
Versus Standing Opponent		
Striking		
X		Right Punch 2
⬇️+X		Drop Kick 1
⬆️+X		Right Toe Kick 1
⬅️+X		Body Elbow
⬆️+X		Step Side Kick 1
Grappling from the front		
X		Elbow 2
⬇️+X		Drop Kick
⬆️+X		Double Axe Handle 2
⬅️+X		Chinbreaker 3
⬆️+X		Chinbreaker 1
A		Suplex 1
⬆️+A		Huracanrana to Pin
⬆️+A		Small Package Hold
⬆️+A		DDT 1
⬆️+A		Facecrusher
X+A		Moore Neckbreaker
Grappling from behind		
X		Elbow to Back 2
⬇️+X		Headsnap
⬆️+X		Drop Kick
⬅️+X		Elbow to Head 3
⬆️+X		Leg Trip
A		Neckbreaker
⬆️+A		Back Drop 2
⬆️+A		Back Pin
⬆️+A		Facecrusher
⬆️+A		Bulldog
X+A		German Suplex 1
Tag Team in front of opponent		
⊕+X or ⊕+A		DDT
Tag Team surrounding opponent		
⊕+X or ⊕+A		Chop
Tag Team behind opponent		
⊕+X or ⊕+A		Double Facecrusher
Versus Opponent on the Ground		
Striking		
X		Stomping 1
⊕+X		Elbow Drop 1
Near head of face-up opponent		
⊕+X		Side-Mounted Punch
⊕+A		Head Pound
Near feet of face-up opponent		
⊕+X		Thigh Kick
⊕+A		Half Boston Crab
Near head of face-down opponent		
⊕+X		Face Pound
⊕+A		Camel Clutch

Commands	Condition	Move Name
Near feet of face-down opponent		
⊕+X		Kneecrusher
⊕+A		Punches to Head
Running Moves		
Striking: running at standing opponent		
X		Flying Wheel Kick 1
Striking: running at opponent on ground		
X		Stomping
Striking: while standing vs. running opponent		
X		Huracanrana
⊕		One-Hand Facecrusher
Grapple: running toward face of standing opponent		
A		Back Body Drop
Grapple: running toward back of standing opponent		
A		Huracanrana
Grapple: while standing vs. running opponent		
A		Back Elbow Strike
⊕+A		Drop Kick 2
Leap frog		
⊕ (hold)		Wheel Kick
Turnbuckle Moves		
Grapple facing opponent standing in turnbuckle		
X or A		Punching from Turnbuckle
⬆️+X or ⬆️+A		Huracanrana
⬆️+X or ⬆️+A		Punch-Kick Combo
⬆️+X or ⬆️+A		Shoulder Thrusts
⬆️+X or ⬆️+A		Snapmare
X+A		Corkscrew Attack
Grapple behind opponent standing in turnbuckle		
X or A		Corner Pound Combo
⬆️+X or ⬆️+A		Elbow to Head
⬆️+X or ⬆️+A		Corner Pound 2
⬆️+X or ⬆️+A		Drop Kick
⬆️+X or ⬆️+A		Back Elbow
X+A		Huracanrana 1
Tag Team facing opponent standing in turnbuckle		
⊕+X or ⊕+A		Brainbuster
Tag Team behind opponent standing in turnbuckle		
⊕+X or ⊕+A		Back Drop
Climbing turnbuckle, opponent in ring		
⊕+X or ⊕+A		Climbing B

Commands	Condition	Move Name
Climbing turnbuckle, opponent outside ring		
⊕+X or ⊕+A		Climbing B
From top turnbuckle, opponent outside ring		
X or A		Corkscrew Moonsault
From top turnbuckle, opponent in ring		
A		Body Attack
X		Body Attack
From second turnbuckle, opponent in ring		
⊕+A		Whisper in the Wind
Apron and Rope Moves		
Facing opponent at ropes, both Superstars in ring		
X or A		Punch Combo
⬆️+X or ⬆️+A		Elbow Strike Combo 1
⬆️+X or ⬆️+A		DDT 1
⬆️+X or ⬆️+A		Elbow Strike 1
⬆️+X or ⬆️+A		Snapmare
X+A		Moore Neckbreaker
Standing on apron, facing opponent in ring near ropes		
A		Front Rope Stun Gun
Standing on apron, behind opponent in ring near ropes		
A		Sleeper Hold
Standing near ropes, facing opponent on apron		
A		Stun Gun
Flying Attack: standing near ropes, opponent outside ring		
⊕ toward rope + A		Plancha 2
Flying Attack: running to ropes, opponent outside ring		
⊕ toward rope + A		Alian Plancha
Flying Attack: standing on apron, opponent outside ring		
⊕ toward opponent + A		Asai Moonsault
Flying Attack: running along apron, opponent outside ring		
⊕ toward opponent + A		Drop Kick
Flying Attack: standing on apron, opponent in ring		
⊕ toward opponent + A		Swan Dive Wheel Kick
Attack using ropes while standing near ropes		
⊕ toward rope + A		Cross Body Attack
Tag Team near opponent who is near ropes		
⊕+X or ⊕+A		Drop Kick

Commands	Condition	Move Name
Special Moves		
Holding chair, facing opponent		
⊕+X		Body Stab
⊕+A		Chair Attack
Holding chair, behind opponent		
⊕+X		Stab
⊕+A		Chair Attack
Holding chair, facing opponent in turnbuckle		
⊕+X		Chair Attack
⊕+A		Chair to Back
Holding chair, behind opponent in turnbuckle		
⊕+X		Chair Attack
⊕+A		Stab
Holding chair, opponent on ropes		
⊕+X		Body Stab
⊕+A		Counter Strike
Grapple atop small ladder		
⊕+X		Suplex
⊕+A		Suplex
Grapple atop large ladder		
⊕+X		Arm Drag
⊕+A		Suplex
Flying attack from above vs. opponent below		
⊕ toward opponent + A		Body Attack
Grapple on the edge of a cage		
⊕+X or ⊕+A		Knuckle
Taunting		
Standing taunt		
⬆️+Ⓚ		Check Wrist
⬆️+Ⓚ		Raise Arm
Taunt from top turnbuckle		
Ⓚ		F Stand Up
Taunt in corner of ring		
Ⓚ		Raise Arms 1
Taunt from ring apron		
⬆️+Ⓚ		Clap Hand 1
⬆️+Ⓚ		Come Back!
Movement		
Walking		
⊕		Men Walk 1
Moving from ring to apron		
⊕ toward ring + Ⓚ		Normal
Entering ring from apron		
⊕ toward ring + A		Jump In
Running from ring to apron		
⊕ toward rope + hold A		Ring to Apron
Running from outside to ring		
⊕ toward rope + hold A		Slide 2

ANSWER: Shannon Moore worked and trained at Heartland Wrestling Association in Columbus, Ohio, which was at the time a WWE developmental territory.


SHAWN MICHAELS™

Bio

In his prime, the Heartbreak Kid wiggled his hips to the tune of "Sexy Boy" as he battled his way to three WWE Championship reigns. Due to Michaels' physicality in the ring, he ended up competing with painful injuries, and after losing his WWE title to Stone Cold Steve Austin in 1998, he retired. He returned in June 2002, surprising fans and fellow Superstars with his unexpected decision. While he wasn't planning to return to active competition, his choice to remain on the sidelines was taken out of his hands following a vicious assault by his former best friend Triple H. Putting his future health on the line, Michaels entered the ring to capture "The Game's" World Heavyweight Championship at *Survivor Series 2002*. The Showstopper knows that he's inspired a new generation of men who seek to follow in his footsteps, and remains willing to step through the ropes with any of them to prove that he truly is the "main event."

STATS

Height: 6' 1"
Weight: 225 lbs.
From: San Antonio, TX
Finishing Move: Sweet Chin Music
Career Highlights:
 WWE Champion,
 WWE World Champion,
 Intercontinental Champion,
 European Champion, WWE
 World Tag Team Champion,
 1995 and 1996 Royal
 Rumble winner



QUESTION: Shawn Michaels was the first WWE Grand Slam Champion, having held four major titles during his career. Can you name the four titles that make up the Grand Slam Championship? (Answer at bottom of next page.)

SPECIAL MOVES



Sweet Chin Music™



Low Blow



Diving Elbow



SHAWN MICHAELS™'S MOVES

Condition	Move Name	Condition	Move Name	Condition	Move Name	Condition	Move Name
Versus Standing Opponent		Versus Standing Opponent		Versus Standing Opponent		Special Moves	
Striking		Near feet of face-down opponent		Climbing turnbuckle, opponent outside ring		Holding chair, facing opponent	
X	Right Punch 2	⊕+X	Kneecrusher	⊕+X or ⊕+A	Climbing B	⊕+X	Body Stab
⊕+X	Diving Clothesline 2	⊕+A	Half Boston Crab	From top turnbuckle, opponent outside ring		⊕+A	Chair Attack
⊕+X	Right Toe Kick 1	Running Moves		From top turnbuckle, opponent in ring		Holding chair, behind opponent	
⊕+X	Left Punch 2	Striking: running at standing opponent		X or A	Diving Elbow	⊕+X	Stab
⊕+X	Step Side Kick 3	Striking: running at opponent on ground		A	Moonsault 2	⊕+A	Chair Attack
Grappling from the front		Striking: while standing vs. running opponent		From second turnbuckle, opponent in ring		Holding chair, facing opponent in turnbuckle	
X	Kick to Mid-Section	X	Elbow Drop 2	⊕+A	Hardyz Leg Drop	⊕+X	Chair Attack
⊕+X	Short-Range Lariat 2	Striking: while standing vs. running opponent		Apron and Rope Moves		⊕+A	Chair to Back
⊕+X	Fist to Back	X	Neckbreaker	Facing opponent at ropes, both Superstars in ring		Holding chair, behind opponent in turnbuckle	
⊕+X	Chop 3	⊕	Bulldog	X or A	Punch Combo	⊕+X	Chair Attack
⊕+X	Facecrusher	Grapple: running toward face of standing opponent		⊕+X or ⊕+A	Bulldog	⊕+A	Stab
A	Scoop Slam 1	A	Back Body Drop	⊕+X or ⊕+A	Stomping	Holding chair, opponent on ropes	
⊕+A	Neckbreaker 1	Grapple: running toward back of standing opponent		⊕+X or ⊕+A	Elbow Strike Combo 1	⊕+X	Body Stab
⊕+A	Small Package Hold	A	Arm Drag 1	⊕+X or ⊕+A	Snapmare	⊕+A	Counter Strike
⊕+A	DDT 1	Grapple: while standing vs. running opponent		X+A	Side Kick	Grapple atop small ladder	
⊕+A	Snap Suplex	A	Step-Side Kick 3	Standing on apron, facing opponent in ring near ropes		⊕+X	Suplex
X+A	Sweet Chin Music	⊕	Leap frog	A	Front Rope Stun Gun	⊕+A	Suplex
Grappling from behind		⊕ (hold)	Clothesline	Standing on apron, behind opponent in ring near ropes		Grapple atop large ladder	
X	Elbow to Back 2	Turnbuckle Moves		A	Sleeper Hold	⊕+X	Arm Drag
⊕+X	Headsnap	Grapple facing opponent standing in turnbuckle		A	Stun Gun	⊕+A	Suplex
⊕+X	Back Lariat	X or A	Punching from Turnbuckle	Standing near ropes, facing opponent on apron		Flying attack from above vs. opponent below	
⊕+X	Elbow to Head 3	⊕+X or ⊕+A	Superplex	A	Stun Gun	⊕ toward opponent + A	Double Axe Handle
⊕+X	Leg Trip	⊕+X or ⊕+A	Mudhole Stomping	Flying Attack: standing near ropes, opponent outside ring		⊕+X or ⊕+A	Knuckle
A	Reverse Brainbuster	⊕+X or ⊕+A	Back Elbow Strike	Flying Attack: running to ropes, opponent outside ring		Grapple on the edge of a cage	
⊕+A	Bulldog	⊕+X or ⊕+A	Snapmare	⊕ toward rope + A	Suicide Dive	Taunting	
⊕+A	School Boy	X+A	Diving Elbow	Flying Attack: standing on apron, opponent outside ring		Standing taunt	
⊕+A	Back Drop 2	Grapple behind opponent standing in turnbuckle		⊕ toward rope + A	Double Axe Handle	⊕+B	HBK 1
⊕+A	Facecrusher	X or A	Corner Pound Combo	Flying Attack: running along apron, opponent outside ring		⊕+B	HBK 2
X+A	Low Blow	⊕+X or ⊕+A	Elbow to Head	⊕ toward opponent + A	Clothesline	Taunt from top turnbuckle	
Tag Team in front of opponent		⊕+X or ⊕+A	Headcrusher	Flying Attack: standing on apron, opponent outside ring		B	F Stand Up
⊕+X or ⊕+A	Brainbuster	⊕+X or ⊕+A	Corner Pound 2	⊕ toward opponent + A	Double Back Body Drop	Taunt in corner of ring	
Tag Team surrounding opponent		⊕+X or ⊕+A	Back Elbow	Tag Team near opponent who is near ropes		Taunt from ring apron	
⊕+X or ⊕+A	Chop	X+A	Moonsault Attack	⊕+X or ⊕+A	Double Back Body Drop	⊕+B	Clap Hand 1
Tag Team behind opponent		Tag Team facing opponent standing in turnbuckle		Tag Team behind opponent standing in turnbuckle		⊕+B	Come Back!
⊕+X or ⊕+A	Double Back Drop	⊕+X or ⊕+A	Brainbuster	⊕+X or ⊕+A	Back Drop	Movement	
Versus Opponent on the Ground		Tag Team behind opponent standing in turnbuckle		Climbing turnbuckle, opponent in ring		Walking	
Striking		⊕+X or ⊕+A	Back Drop	⊕+X or ⊕+A	Climbing F 1	⊕	Men Walk 1
X	Stomping 1	Tag Team near opponent who is near ropes		Climbing turnbuckle, opponent in ring		⊕ toward ring + ⊕	Normal
⊕+X	Elbow Drop 1	⊕+X or ⊕+A	Double Back Body Drop	Climbing turnbuckle, opponent in ring		Entering ring from apron	
Near head of face-up opponent		⊕+X or ⊕+A	Double Back Body Drop	⊕+X or ⊕+A	Climbing F 1	⊕ toward ring + A	Apron to Ring
⊕+X	Side-Mounted Punch	Tag Team near opponent who is near ropes		Climbing turnbuckle, opponent in ring		⊕ toward rope + hold A	Ring to Apron
⊕+A	Head Pound	⊕+X or ⊕+A	Double Back Body Drop	⊕+X or ⊕+A	Climbing F 1	⊕ toward rope + hold A	Out to Ring
Near feet of face-up opponent		Tag Team near opponent who is near ropes		Climbing turnbuckle, opponent in ring			
⊕+X	Thigh Kick	Tag Team near opponent who is near ropes		Climbing turnbuckle, opponent in ring			
⊕+A	Jackknife	Tag Team near opponent who is near ropes		Climbing turnbuckle, opponent in ring			
Near head of face-down opponent		Tag Team near opponent who is near ropes		Climbing turnbuckle, opponent in ring			
⊕+X	Face Pound	Tag Team near opponent who is near ropes		Climbing turnbuckle, opponent in ring			
⊕+A	Camel Clutch	Tag Team near opponent who is near ropes		Climbing turnbuckle, opponent in ring			

ANSWER: The Grand Slam Championship was composed of the WWE European Championship, the World Tag Team Championship, the WWE Intercontinental Championship, and the retired WWE European Championship.

SPIKE DUDLEY™


Bio

Spike Dudley may be the runt of the Dudley litter, but he's the perfect example of the old cliché, "It's not the size of the dog in the fight, it's the size of the fight in the dog!" It's ironic that Spike is teaming up with older half-brothers D-Von and Bubba Ray Dudley. After all, Spike admitted that while he, D-Von and Bubba competed in Extreme Championship Wrestling, his older brothers frequently kicked the crap out of him! In fact, nearly half of ECW tossed Spike around like a rag doll, threw him through tables, and split him open with thunderous chair shots to the head. But Spike kept coming back for more, which earned respect from D-Von and Bubba Ray.

Various WWE Superstars still underestimate Spike for his size, but they learn pretty quickly about the size of Spike's heart, how far it's gotten him already, and that Spike's best is yet to come!

STATS

Height:	5' 8"
Weight:	150 lbs.
From:	Dudleyville
Finishing Move:	Dudley Dog
Career Highlights:	WWE World Tag Team Champion, WWE Hardcore Champion, ECW Tag Team Champion



QUESTION: What was Spike Dudley's profession before becoming a professional wrestler? (Answer at bottom of next page.)



Spike™ Clutch



Huracanrana™



Dudley Dog™

SPECIAL MOVES

SPIKE DUDLEY™'S MOVES



Commands	Condition	Move Name
Versus Standing Opponent		
Striking		
X		Overhand Palm Strike 2
△+X		Drop Kick 3
Ⓜ+X		Right Toe Kick 1
◁+X		Elbow Strike 1
👉+X		Chop 2
Grappling from the front		
X		Elbow 2
△+X		Facecrusher
Ⓜ+X		Double Axe Handle 2
◁+X		Eye Rake 2
👉+X		Kick to Mid-Section
A		Neckbreaker 1
△+A		Huracanrana to Pin
Ⓜ+A		Through DDT
◁+A		Small Package Hold
👉+A		Pumphandle Back Drop
X+A		Spike Clutch
Grappling from behind		
X		Elbow to Back 2
△+X		Headsnap
Ⓜ+X		Drop Kick
◁+X		Elbow to Head 3
👉+X		Elbow to Head 1
A		School Boy
△+A		Hopping Rolling Pin
Ⓜ+A		Sleeper Hold
◁+A		Back Pin
👉+A		Russian Leg Sweep
X+A		Back Drop 1
Tag Team in front of opponent		
👈+X or 📄+A		Brainbuster
Tag Team surrounding opponent		
👈+X or 📄+A		Chop
Tag Team behind opponent		
👈+X or 📄+A		Double Facecrusher
Versus Opponent on the Ground		
Striking		
X		Stomping 1
👈+X		Elbow Drop 1
Near head of face-up opponent		
👈+X		Side-Mounted Punch
👈+A		Head Pound
Near feet of face-up opponent		
👈+X		Thigh Kick
👈+A		Headbutt to Groin
Near head of face-down opponent		
👈+X		Face Pound
👈+A		Camel Clutch

Commands	Condition	Move Name
	Near feet of face-down opponent	
👈+X		Kneecrusher
👈+A		Punches to Head
Running Moves		
Striking: running at standing opponent		
X		Elbow Strike
X		Elbow Drop 2
Striking: while standing vs. running opponent		
X		Huracanrana
👈		One-Hand Facecrusher
Grapple: running toward face of standing opponent		
A		Manhattan Drop
Grapple: running toward back of standing opponent		
A		Huracanrana
Grapple: while standing vs. running opponent		
A		Back Elbow Strike
👈+A		Right Toe Kick 1
Leap frog		
👈 (hold)		Step Drop Kick 2
Turnbuckle Moves		
Grapple facing opponent standing in turnbuckle		
X or A		Shoulder Thrusts
△+X or 📄+A		High Legchoke
Ⓜ+X or 📄+A		Mudhole Stomping
◁+X or 📄+A		Chop 1
👉+X or 📄+A		Back Elbow Strike
X+A		Huracanrana
Grapple behind opponent standing in turnbuckle		
X or A		Elbow to Head
△+X or 📄+A		Corner Pound Combo
Ⓜ+X or 📄+A		Reverse DDT
◁+X or 📄+A		Corner Pound 2
👉+X or 📄+A		Back Elbow
X+A		Dudley Dog
Tag Team facing opponent standing in turnbuckle		
👈+X or 📄+A		Brainbuster
Tag Team behind opponent standing in turnbuckle		
👈+X or 📄+A		Back Drop
Climbing turnbuckle, opponent in ring		
👈+X or 📄+A		Climbing F 1

Commands	Condition	Move Name
	Climbing turnbuckle, opponent outside ring	
👈+X or 📄+A		Climbing B
From top turnbuckle, opponent outside ring		
X or A		Double Axe Handle
From top turnbuckle, opponent in ring		
A		Body Attack
X		Body Attack
From second turnbuckle, opponent in ring		
👈+A		Drop Kick
Apron and Rope Moves		
Facing opponent at ropes, both Superstars in ring		
X or A		Punch Combo
△+X or 📄+A		Stomping
Ⓜ+X or 📄+A		Neckbreaker 1
◁+X or 📄+A		Chop
👉+X or 📄+A		Elbow Strike 1
X+A		DDT 2
Standing on apron, facing opponent in ring near ropes		
A		Front Rope Stun Gun
Standing on apron, behind opponent in ring near ropes		
A		Sleeper Hold
Standing near ropes, facing opponent on apron		
A		Suplex 1
Flying Attack: standing near ropes, opponent outside ring		
👈 toward rope + A		Plancha 2
Flying Attack: running to ropes, opponent outside ring		
👈 toward rope + A		Baseball Slide Kick
Flying Attack: standing on apron, opponent outside ring		
👈 toward opponent + A		Double Axe Handle
Flying Attack: running along apron, opponent outside ring		
👈 toward opponent + A		Double Axe Handle
Flying Attack: standing on apron, opponent in ring		
👈 toward opponent + A		n/a
Attack using ropes while standing near ropes		
👈 toward rope + A		n/a
Tag Team near opponent who is near ropes		
👈+X or 📄+A		Drop Kick

Commands	Condition	Move Name
Special Moves		
Holding chair, facing opponent		
👈+X		Body Stab
👈+A		DDT
Holding chair, behind opponent		
👈+X		Stab
👈+A		Back Drop
Holding chair, facing opponent in turnbuckle		
👈+X		Chair Attack
👈+A		Chair to Back
Holding chair, behind opponent in turnbuckle		
👈+X		Chair Attack
👈+A		Stab
Holding chair, opponent on ropes		
👈+X		Body Stab
👈+A		Counter Strike
Grapple atop small ladder		
👈+X		Suplex
👈+A		Suplex
Grapple atop large ladder		
👈+X		Arm Drag
👈+A		Suplex
Flying attack from above vs. opponent below		
👈 toward opponent + A		Double Axe Handle
Grapple on the edge of a cage		
👈+X or 📄+A		Knuckle
Taunting		
Standing taunt		
📄+B		Trash Talking 2
👈+B		Raise Arm
Taunt from top turnbuckle		
B		F Stand Up
Taunt in corner of ring		
B		Spike
Taunt from ring apron		
📄+B		Clap Hand 1
👈+B		Come Back!
Movement		
Walking		
👈		Men Walk 1
Moving from ring to apron		
👈 toward ring + 📄		Normal
Entering ring from apron		
👈 toward ring + A		Apron to Ring
Running from ring to apron		
👈 toward rope + hold A		Ring to Apron
Running from outside to ring		
👈 toward rope + hold A		Slide 2

ANSWER: Spike Dudley used to be an elementary school teacher before opting for the relative peace and quiet of the wrestling ring!


STACY KEIBLER™

Bio

Perhaps no WWE Diva has gained as fanatical a following as quickly as this beautiful blonde, who drives male fans wild with her short skirts and long legs. But the former Baltimore Ravens cheerleader isn't just eye candy; she's got a brilliant mind and savvy business sense as well. With her risqué slogan, "I love my 'Testicles'," she marketed Test into one of WWE's elite Superstars. With Test's increase in popularity, also came an inflated ego. He refused to acknowledge his business manager's assistance in his success, and even went so far as verbally and physically abusing her. Adding to the tension between the pair was the chivalrous actions of Scott Steiner, who came to Stacy's aid. It looks like Ms. Keibler now has a new client who will get a leg up on the competition with her in his corner.

STATS

Height: 5' 11"
From: Baltimore, MD



QUESTION:

How did Stacy Keibler break into sports-entertainment?
(Answer at bottom of next page.)



Stacy Spinning Kick



Back Drop 2



Super Hip Toss

SPECIAL MOVES



STACY KEIBLER™'S MOVES

STACY KEIBLER™

Condition	Move Name	Condition	Move Name	Condition	Move Name	Condition	Move Name
Versus Standing Opponent		Running Moves		Apron and Rope Moves		Special Moves	
Striking		Near feet of face-down opponent		Climbing turnbuckle, opponent outside ring		Holding chair, facing opponent	
X	Overhand Palm Strike 2	⊕+X	Kneecrusher	⊕+X or ⊕+A	Climbing B	⊕+X	Body Stab
⊕+X	Spin Kick Stacy	⊕+A	Punches to Head	From top turnbuckle, opponent outside ring		⊕+A	Chair Attack
⊕+X	Right Toe Kick 1	Striking: running at standing opponent		X or A	Double Axe Handle	Holding chair, behind opponent	
⊕+X	Chop 2	X	Clothesline 1	From top turnbuckle, opponent in ring		⊕+X	Stab
⊕+X	Right Slap	Striking: running at opponent on ground		A	Body Attack	⊕+A	Chair Attack
Grappling from the front		X	Stomping	From second turnbuckle, opponent in ring		Holding chair, facing opponent in turnbuckle	
X	Big Slap	X	Striking: while standing vs. running opponent	⊕+A	Double Axe Handle	⊕+X	Chair Attack
⊕+X	Short-Range Lariat 1	X	Neckbreaker	Apron and Rope Moves		⊕+A	Chair to Back
⊕+X	Enzuigiri	⊕	Bulldog	Facing opponent at ropes, both Superstars in ring		Holding chair, behind opponent in turnbuckle	
⊕+X	Chop 3	Grapple: running toward face of standing opponent		X or A	Punch Combo	⊕+X	Chair Attack
⊕+X	Slap 1	A	Back Body Drop	⊕+X or ⊕+A	Stomping	⊕+A	Stab
A	Scoop Slam 1	Grapple: running toward back of standing opponent		⊕+X or ⊕+A	Hair Whip	Holding chair, opponent on ropes	
⊕+A	Slap	A	Arm Drag 1	⊕+X or ⊕+A	Slap	⊕+A	Body Stab
⊕+A	Small Package Hold	Grapple: while standing vs. running opponent		⊕+X or ⊕+A	Snapmare	⊕+A	Counter Strike
⊕+A	Chinbreaker 1	A	Back Elbow Strike	⊕+X or ⊕+A	Stacy Spinning Kick	Grapple atop small ladder	
⊕+A	Kick to Groin	⊕+A	Right Toe Kick 1	Standing on apron, facing opponent in ring near ropes		⊕+X	Suplex
⊕+A	Stacy Spinning Kick	⊕+A	Leap frog	A	Front Rope Stun Gun	⊕+A	Suplex
Grappling from behind		⊕ (hold)	n/a	Standing on apron, behind opponent in ring near ropes		Grapple atop large ladder	
X	Back Rake 2	Turnbuckle Moves		A	Sleeper Hold	⊕+X	Arm Drag
⊕+X	Headsnap	Grapple facing opponent standing in turnbuckle		Standing near ropes, facing opponent on apron		⊕+A	Suplex
⊕+X	Back Lariat	X or A	Punch-Kick Combo	A	Stun Gun	Flying attack from above vs. opponent below	
⊕+X	Elbow to Head 3	⊕+X or ⊕+A	High Legchoke	Flying Attack: standing near ropes, opponent outside ring		⊕ toward opponent + A	Double Axe Handle
⊕+X	Elbow to Back 1	⊕+X or ⊕+A	Mudhole Stomping	Flying Attack: running to ropes, opponent outside ring		⊕+X or ⊕+A	Knuckle
A	Pendulum Backbreaker	⊕+X or ⊕+A	Slap	⊕ toward rope + A	n/a	Grapple on the edge of a cage	
⊕+A	Neckbreaker	⊕+X or ⊕+A	Snapmare	Flying Attack: standing on apron, opponent outside ring		Taunting	
⊕+A	School Boy	⊕+A	Super Hip Toss	⊕ toward rope + A	Baseball Slide Kick	Standing taunt	
⊕+A	Back Pin	Grapple behind opponent standing in turnbuckle		Flying Attack: standing on apron, opponent outside ring		⊕+B	Stacy 1
⊕+A	Leg Trip	X or A	Elbow to Head	Flying Attack: running along apron, opponent outside ring		⊕+B	Stacy 2
⊕+A	Back Drop 2	⊕+X or ⊕+A	Lariat	⊕ toward opponent + A	Double Axe Handle	Taunt from top turnbuckle	
Tag Team in front of opponent		⊕+X or ⊕+A	Headcrusher	Flying Attack: standing on apron, opponent in ring		B	S Raise Arms 2
⊕+X or ⊕+A	Brainbuster	⊕+X or ⊕+A	Drop Kick	⊕ toward opponent + A	Double Axe Handle	Taunt in corner of ring	
Tag Team surrounding opponent		⊕+X or ⊕+A	Back Elbow	Flying Attack: running along apron, opponent outside ring		B	Raise Arms 2
⊕+X or ⊕+A	Slap	⊕+A	Back Drop	⊕ toward opponent + A	Double Axe Handle	Taunt from ring apron	
Tag Team behind opponent		Tag Team facing opponent standing in turnbuckle		Flying Attack: standing on apron, opponent in ring		⊕+B	Stacy
⊕+X or ⊕+A	Double Back Drop	⊕+X or ⊕+A	Brainbuster	⊕ toward opponent + A	Double Axe Handle	⊕+B	Raise Arms
Versus Opponent on the Ground		Tag Team behind opponent standing in turnbuckle		Movement		Walking	
Striking		⊕+X or ⊕+A	Back Drop	Walking		Women Walk	
X	Stomping 1	⊕+X or ⊕+A	Back Drop	⊕	Women Walk	Moving from ring to apron	
⊕+X	Soccer Ball Kick	⊕+X or ⊕+A	Climbing S	⊕ toward ring + ⊕	Women	Entering ring from apron	
Near head of face-up opponent		⊕+X or ⊕+A	Climbing S	⊕ toward ring + A	Women	Running from ring to outside	
⊕+X	Side-Mounted Punch	⊕+X or ⊕+A	Climbing S	⊕ toward rope + hold A	Ring to Outside	Running from outside to ring	
⊕+A	Head Pound	⊕+X or ⊕+A	Climbing S	⊕ toward rope + hold A	Out to Ring		
Near feet of face-up opponent		⊕+X or ⊕+A	Climbing S				
⊕+X	Thigh Kick						
⊕+A	Half Boston Crab						
Near head of face-down opponent							
⊕+X	Face Pound						
⊕+A	Camel Clutch						

STEPHANIE McMAHON™


Bio

Stephanie McMahon has experienced many changes in her life since her first appearance on WWE television. But like her father, Vince McMahon, she's always come out stronger from her battles. No longer the manipulative bride of Triple H, Stephanie has begun a whole new chapter in her controversial career.

She is now the General Manager of *SmackDown!*, waging war on a weekly basis with Raw GM Eric Bischoff in an attempt to make sure her show is the best in sports-entertainment. Her past actions are a clear illustration that Stephanie will go to any length (or depth) to ensure her supremacy.

STATS

Height: 5' 8"
From: Greenwich, CT
Career Highlights:
 WWE Women's Champion



QUESTION:

Who did Stephanie McMahon beat for her one and only Women's Championship title, and who beat her to end it?

(Answer at bottom of next page.)

SPECIAL MOVES



Princess Slap™



Diving Bulldog



Lariat



STEPHANIE MCMAHON™'S MOVES

STEPHANIE MCMAHON™

Commands	Condition	Move Name	Commands	Condition	Move Name	Commands	Condition	Move Name	Commands	Condition	Move Name	
Versus Standing Opponent												
Striking												
X		Overhand Palm Strike 2		Near feet of face-down opponent	⊕+X		Kneecrusher		Climbing turnbuckle, opponent outside ring	⊕+X or ⊕+A		Climbing B
⊕+X		Short-Range Clothesline 4			⊕+A		Punches to Head		From top turnbuckle, opponent outside ring	X or A		Double Axe Handle
⊕+X		Right Toe Kick 1	Running Moves				Striking: running at standing opponent		From top turnbuckle, opponent in ring	A		Double Axe Handle
⊕+X		Left Slap		Striking: running at opponent on ground	X		Clothesline 3		From second turnbuckle, opponent in ring	X		Double Axe Handle
⊕+X		Right Slap	Striking: while standing vs. running opponent				Stomping		From second turnbuckle, opponent in ring	⊕+A		Double Axe Handle
Grappling from the front												
X		Big Slap		Striking: while standing vs. running opponent	X		Neckbreaker		Apron and Rope Moves			
⊕+X		Slap			⊕		Bulldog		Facing opponent at ropes, both Superstars in ring			
⊕+X		Chinbreaker 1		Grapple: running toward face of standing opponent	A		Back Body Drop		X or A		Elbow Strike Combo 1	
⊕+X		Eye Rake 2		Grapple: running toward back of standing opponent	A		Arm Drag 1		⊕+X or ⊕+A		Stomping	
⊕+X		Headlock & Punch		Grapple: while standing vs. running opponent	A		Back Elbow Strike		⊕+X or ⊕+A		Hair Whip	
A		Kick to Mid-Section		Leap frog	⊕+A		Left Slap		⊕+X or ⊕+A		Slap	
⊕+A		Hair Whip			⊕+A		Snapmare		X+A		DDT 1	
⊕+A		Small Package Hold	Turnbuckle Moves				DDT 1		A		Front Rope Stun Gun	
⊕+A		DDT 1		Grapple facing opponent standing in turnbuckle	X or A		Punching from Turnbuckle		A		Sleeper Hold	
⊕+A		Arm Wrench			⊕+X or ⊕+A		Shove 1		A		Stun Gun	
X+A		Princess Slap		Grapple behind opponent standing in turnbuckle	⊕+X or ⊕+A		Mudhole Stomping				Flying Attack: standing near ropes, opponent outside ring	
Grappling from behind												
X		Back Rake 2			⊕+X or ⊕+A		Slap				Flying Attack: running to ropes, opponent outside ring	
⊕+X		Headsnap		Grapple behind opponent standing in turnbuckle	X+A		DDT 1				Baseball Slide Kick	
⊕+X		Back Lariat			X or A		Corner Pound Combo				Flying Attack: standing on apron, opponent outside ring	
⊕+X		Elbow to Head 3			⊕+X or ⊕+A		Elbow to Head				Double Axe Handle	
⊕+X		Elbow to Back 1			⊕+X or ⊕+A		Headcrusher				Double Axe Handle	
A		Russian Leg Sweep			⊕+X or ⊕+A		Corner Pound 2				Double Axe Handle	
⊕+A		Neckbreaker			⊕+X or ⊕+A		Back Elbow				Double Axe Handle	
⊕+A		School Boy			X+A		Lariat				Double Axe Handle	
⊕+A		Back Pin					Tag Team facing opponent standing in turnbuckle				Double Axe Handle	
⊕+A		Leg Trip					Brainbuster				Double Axe Handle	
X+A		Low Blow					Tag Team behind opponent standing in turnbuckle				Double Axe Handle	
Tag Team in front of opponent												
⊕+X or ⊕+A		Brainbuster					Back Drop				Double Axe Handle	
Tag Team surrounding opponent												
⊕+X or ⊕+A		Slap					Climbing turnbuckle, opponent in ring				Double Back Body Drop	
Tag Team behind opponent												
⊕+X or ⊕+A		Double Back Drop					Climbing S				Double Back Body Drop	
Versus Opponent on the Ground												
Striking												
X		Stomping 1										
⊕+X		Soccer Ball Kick										
⊕+X		Side-Mounted Punch										
⊕+A		Head Pound										
⊕+X		Thigh Kick										
⊕+A		Half Boston Crab										
⊕+X		Face Pound										
⊕+A		Back-Mount Punch										

ANSWER: Stephanie beat Jacqueline to win the Women's title and lost the title to Lita.

www.primagames.com

STONE COLD STEVE AUSTIN™

Bio

Stone Cold Steve Austin is arguably the greatest Superstar in the history of WWE. A six-time WWE Champion, the Texas Rattlesnake has headlined three *WrestleMania* events, won the *Royal Rumble* match three times, and has had memorable matches against the greatest Superstars in the game.


Austin's era of greatness began at the 1996 *King of the Ring*. After winning the tournament, Austin coined the phrase, "Austin 3:16," which says that "I just whipped your ass!" He would go on to win his first WWE Championship at *WrestleMania XIV* in 1998 with some help from boxer Mike Tyson, and would then segue into the infamous "Austin vs. McMahon" feud, which propelled sports-entertainment into the stratosphere.

After returning from a career-threatening neck injury in 2000, the Rattlesnake quickly climbed back to the top of world wrestling, culminating in his WWE Championship win over The Rock at *WrestleMania X-Seven*, in front of 67,925 of his fellow Texans at the Reliant Astrodome!

He's a trash-talking', beer-swilling', finger-gesturing', ass-kicking' son of a bitch, and millions of WWE fans wouldn't have it any other way!

STATS Height: 6' 2"
Weight: 252 lbs.
From: Victoria, TX
Finishing Move: Stone Cold Stunner
Career Highlights: WWE Champion; Intercontinental Champion; WWE World Tag Team Champion; *King of the Ring* 1996; 1997, 1998, 2001 *Royal Rumble* winner; WCW U.S. Champion; WCW Tag Team Champion

QUESTION: What was Stone Cold Steve Austin's first WWE ring name?
(Answer at bottom of next page.)



Stone Cold Stunner™



Austin™ Stomping



Rattlesnake™ Elbow

SPECIAL MOVES



STONE COLD STEVE AUSTIN™'S MOVES

STONE COLD STEVE AUSTIN™

Commands	Condition	Move Name	Commands	Condition	Move Name	Commands	Condition	Move Name	Commands	Condition	Move Name
Versus Standing Opponent			Running Moves			Apron and Rope Moves			Special Moves		
Striking			Near feet of face-down opponent			Climbing turnbuckle, opponent outside ring			Holding chair, facing opponent		
X		Right Punch 2	⊕+X		Kneecrusher	⊕+X or ⊕+A		Climbing B	⊕+X		Body Stab
⊕+X		Diving Clothesline 2	⊕+A		Boston Crab	From top turnbuckle, opponent outside ring			⊕+A		Chair Attack
⊕+X		Right Toe Kick 1	Striking: running at standing opponent			From top turnbuckle, opponent in ring			Holding chair, behind opponent		
⊕+X		Austin Right Punch	X		Kitchen Sink 2	X or A		Double Axe Handle	⊕+X		Stab
⊕+X		Chop 2	Striking: running at opponent on ground			A		Double Axe Handle	⊕+A		Chair Attack
Grappling from the front			X		Stomping	X		Double Axe Handle	Holding chair, facing opponent in turnbuckle		
X		Punch 4	Striking: while standing vs. running opponent			⊕+A		Double Axe Handle	⊕+X		Chair Attack
⊕+X		Short-Range Lariat 2	X		Spear Punch	From second turnbuckle, opponent in ring			⊕+A		Chair to Back
⊕+X		Fist to Back	⊕		Bulldog	Apron and Rope Moves			Holding chair, behind opponent in turnbuckle		
⊕+X		Chop 3	Grapple: running toward face of standing opponent			Facing opponent at ropes, both Superstars in ring			⊕+X		Chair Attack
⊕+X		Elbow to Head	A		Spinebuster	X or A		Punch Combo	⊕+A		Stab
A		Scoop Slam 1	Grapple: running toward back of standing opponent			⊕+X or ⊕+A		Stomping	⊕+X		Body Stab
⊕+A		Suplex 1	A		Lou Thesz Press	⊕+X or ⊕+A		Legchoke	⊕+A		Counter Strike
⊕+A		Piledriver	A		Right Toe Kick 1	⊕+X or ⊕+A		Hammer Attack	Grapple atop small ladder		
⊕+A		Neckbreaker 1	Grapple: while standing vs. running opponent			⊕+X or ⊕+A		Rodeo of Texas	⊕+X		Suplex
⊕+A		Kick to Groin	A		Back Elbow Strike	X+A		Rattlesnake Elbow	⊕+A		Suplex
X+A		Stone Cold Stunner	⊕+A		Right Toe Kick 1	Standing on apron, facing opponent in ring near ropes			⊕+X		Arm Drag
Grappling from behind			Leap frog			A		Front Rope Stun Gun	⊕+A		Suplex
X		Elbow to Back 2	⊕ (hold)		Clothesline	Standing on apron, behind opponent in ring near ropes			Grapple atop large ladder		
⊕+X		Headsnap	Turnbuckle Moves			Standing near ropes, facing opponent on apron			⊕+X		Arm Drag
⊕+X		Atomic Drop	Grapple facing opponent standing in turnbuckle			A		Sleeper Hold	⊕+A		Suplex
⊕+X		Elbow to Head 3	X or A		Punching from Turnbuckle	Flying Attack: standing near ropes, opponent outside ring			Flying attack from above vs. opponent below		
⊕+X		Shinbreaker	⊕+X or ⊕+A		Superplex	⊕ toward rope + A		n/a	⊕+X or ⊕+A		Double Axe Handle
A		Sleeper Hold	⊕+X or ⊕+A		Mudhole Stomping	Flying Attack: running to ropes, opponent outside ring			Grapple on the edge of a cage		
⊕+A		Leg Trip	⊕+X or ⊕+A		Back Elbow Strike	⊕+X or ⊕+A		Chop 1	⊕+X or ⊕+A		Knuckle
⊕+A		School Boy	⊕+X or ⊕+A		Chop 1	X+A		Austin Stomping	Taunting		
⊕+A		Back Drop 3	Grapple behind opponent standing in turnbuckle			Grapple behind opponent standing in turnbuckle			Standing taunt		
⊕+A		Reverse DDT Drop	X or A		Corner Pound Combo	⊕+X or ⊕+A		Elbow to Head	⊕+B		Stone Cold 3
X+A		Low Blow	⊕+X or ⊕+A		Headcrusher	⊕+X or ⊕+A		Corner Pound 2	⊕+B		Stone Cold 4
Tag Team in front of opponent			⊕+X or ⊕+A		Back Elbow	⊕+X or ⊕+A		Back Drop	Taunt from top turnbuckle		
⊕+X or ⊕+A		Brainbuster	X+A		Back Drop	Tag Team facing opponent standing in turnbuckle			B		F Stand Up
⊕+X or ⊕+A		Chop	Tag Team behind opponent standing in turnbuckle			⊕+X or ⊕+A		Brainbuster	Taunt in corner of ring		
⊕+X or ⊕+A		Double Back Drop	⊕+X or ⊕+A		Brainbuster	Tag Team behind opponent standing in turnbuckle			B		Stone Cold
Versus Opponent on the Ground			⊕+X or ⊕+A		Back Drop	Climbing turnbuckle, opponent in ring			Taunt from ring apron		
Striking			⊕+X or ⊕+A		Climbing F 1	Climbing turnbuckle, opponent in ring			⊕+B		Clap Hand 1
X		Stomping 1	⊕+X or ⊕+A		Climbing F 1	⊕+X		Double Back Body Drop	⊕+B		Come Back!
⊕+X		Rattlesnake Elbow	Near head of face-up opponent			Near head of face-up opponent			Movement		
⊕+X		Side-Mounted Punch	Near feet of face-up opponent			Near feet of face-up opponent			Walking		
⊕+A		Head Pound	⊕+X		Stomping	⊕+X		Men Walk 1	Walking		
⊕+X		Stomping	⊕+X		Half Boston Crab	⊕+X		Moving from ring to apron	Moving from ring to apron		
⊕+A		Half Boston Crab	⊕+X		Face Pound	⊕+X		Normal	⊕+X or ⊕+A		Normal
⊕+A		Back-Mount Punch	⊕+A		Back-Mount Punch	⊕+X		Entering ring from apron	⊕+X or ⊕+A		Apron to Ring
Near head of face-down opponent			Near head of face-down opponent			Near head of face-down opponent			⊕+X or ⊕+A		Ring to Apron
⊕+X		Face Pound	Near head of face-down opponent			Near head of face-down opponent			⊕+X or ⊕+A		Out to Ring
⊕+A		Back-Mount Punch	Near head of face-down opponent			Near head of face-down opponent			Running from outside to ring		

ANSWER: Austin started his WWE run as "The Ringmaster" Steve Austin and was managed by the Million-Dollar Man Ted Dibiase.

STEVEN RICHARDS™

Bio

This confused extremist is a talented and solid competitor who won't back down to anyone or any kind of battle. Steven's off-kilter attitude has led him to much success in WWE. His most notable achievement is holding the now-defunct Hardcore Championship. Even though the Hardcore Division no longer recognizes a champion, Richards still competes with the same vigor and recklessness as he did as Hardcore Champion.

Of late, Steven has been seen at the side of the lovely Victoria. While many questions still need to be answered about this bizarre relationship, it is plainly clear that Victoria is the one wearing the pants.

STATS

Height: 6' 2"
Weight: 220 lbs.
From: Philadelphia, PA
Finishing Move: Steven Kick
Career Highlights: Hardcore Champion; ECW Tag Team Champion



QUESTION:

Steven Richards once formed a faction called the RTC. What did the letters RTC stand for?

(Answer at bottom of next page.)



Super Kick



Back Drop 2



Superplex

SPECIAL MOVES



STEVEN RICHARDS™'S MOVES

STEVEN RICHARDS™

Commands	Condition	Move Name
Versus Standing Opponent		
Striking		
X		Right Punch 2
⬆+X		Drop Kick 1
⬆+X		Right Toe Kick 1
⬅+X		Chop 2
⬆+X		Step Side Kick 2
Grappling from the front		
X		Kick to Mid-Section
⬆+X		Short-Range Lariat 2
⬆+X		Double Axe Handle 2
⬅+X		Eye Rake 2
⬆+X		Facecrusher
A		Scoop Slam 1
⬆+A		Suplex 3
⬆+A		Small Package Hold
⬅+A		Neckbreaker 1
⬆+A		Snapmare 3
X+A		Super Kick
Grappling from behind		
X		Elbow to Back 2
⬆+X		Headsnap
⬆+X		Back Lariat
⬅+X		Elbow to Head 3
⬆+X		Shinbreaker
A		Russian Leg Sweep
⬆+A		Neckbreaker
⬆+A		School Boy
⬅+A		Pendulum Backbreaker
⬆+A		Reverse Brainbuster
X+A		Back Drop 2
Tag Team in front of opponent		
⊕+X or ⊕+A		Brainbuster
Tag Team surrounding opponent		
⊕+X or ⊕+A		Chop
Tag Team behind opponent		
⊕+X or ⊕+A		Double Back Drop
Versus Opponent on the Ground		
Striking		
X		Stomping 1
⊕+X		Elbow Drop 1
Near head of face-up opponent		
⊕+X		Side-Mounted Punch
⊕+A		Head Pound
Near feet of face-up opponent		
⊕+X		Thigh Kick
⊕+A		Half Boston Crab
Near head of face-down opponent		
⊕+X		Face Pound
⊕+A		Camel Clutch

Commands	Condition	Move Name
Near feet of face-down opponent		
⊕+X		Kneecrusher
⊕+A		Punches to Head
Running Moves		
Striking: running at standing opponent		
X		Clothesline 1
Striking: running at opponent on ground		
X		Elbow Drop 2
Striking: while standing vs. running opponent		
X		Neckbreaker
⊕		Bulldog
Grapple: running toward face of standing opponent		
A		Back Body Drop
Grapple: running toward back of standing opponent		
A		Arm Drag 1
Grapple: while standing vs. running opponent		
A		Back Elbow Strike
⊕+A		Step Side Kick 2
Leap frog		
⊕ (hold)		Step Drop Kick 1
Turnbuckle Moves		
Grapple facing opponent standing in turnbuckle		
X or A		Punching from Turnbuckle
⬆+X or ⬆+A		Punch-Kick Combo
⬆+X or ⬆+A		Mudhole Stomping
⬅+X or ⬅+A		Chop 1
⬆+X or ⬆+A		Back Elbow Strike
X+A		Superplex
Grapple behind opponent standing in turnbuckle		
X or A		Corner Pound Combo
⬆+X or ⬆+A		Elbow to Head
⬆+X or ⬆+A		Headcrusher
⬅+X or ⬅+A		Corner Pound 2
⬆+X or ⬆+A		Back Elbow
X+A		Back Drop
Tag Team facing opponent standing in turnbuckle		
⊕+X or ⊕+A		Brainbuster
Tag Team behind opponent standing in turnbuckle		
⊕+X or ⊕+A		Back Drop
Climbing turnbuckle, opponent in ring		
⊕+X or ⊕+A		Climbing F 1

Commands	Condition	Move Name
Climbing turnbuckle, opponent outside ring		
⊕+X or ⊕+A		Climbing B
From top turnbuckle, opponent outside ring		
X or A		Double Axe Handle
From top turnbuckle, opponent in ring		
A		Drop Kick
X		Double Axe Handle
From second turnbuckle, opponent in ring		
⊕+A		Drop Kick
Apron and Rope Moves		
Facing opponent at ropes, both Superstars in ring		
X or A		Punch Combo
⬆+X or ⬆+A		Stomping
⬆+X or ⬆+A		Legchoke
⬅+X or ⬅+A		Snapmare
⬆+X or ⬆+A		Elbow Strike 1
X+A		Side Kick
Standing on apron, facing opponent in ring near ropes		
A		Front Rope Stun Gun
Standing on apron, behind opponent in ring near ropes		
A		Sleeper Hold
Standing near ropes, facing opponent on apron		
A		Stun Gun
Flying Attack: standing near ropes, opponent outside ring		
⊕ toward rope + A		n/a
Flying Attack: running to ropes, opponent outside ring		
⊕ toward rope + A		Baseball Slide Kick
Flying Attack: standing on apron, opponent outside ring		
⊕ toward opponent + A		Double Axe Handle
Flying Attack: running along apron, opponent outside ring		
⊕ toward opponent + A		Double Axe Handle
Flying Attack: standing on apron, opponent in ring		
⊕ toward opponent + A		n/a
Attack using ropes while standing near ropes		
⊕ toward rope + A		n/a
Tag Team near opponent who is near ropes		
⊕+X or ⊕+A		Double Back Body Drop

Commands	Condition	Move Name
Special Moves		
Holding chair, facing opponent		
⊕+X		Body Stab
⊕+A		Chair Attack
Holding chair, behind opponent		
⊕+X		Stab
⊕+A		Chair Attack
Holding chair, facing opponent in turnbuckle		
⊕+X		Chair Attack
⊕+A		Chair to Back
Holding chair, behind opponent in turnbuckle		
s+3		Chair Attack
⊕+A		Stab
Holding chair, opponent on ropes		
⊕+X		Body Stab
⊕+A		Counter Strike
Grapple atop small ladder		
⊕+X		Suplex
⊕+A		Suplex
Grapple atop large ladder		
⊕+X		Arm Drag
⊕+A		Suplex
Flying attack from above vs. opponent below		
⊕ toward opponent + A		Double Axe Handle
Grapple on the edge of a cage		
⊕+X or ⊕+A		Knuckle
Taunting		
Standing taunt		
⬆+B		Richards 1
⬆+B		Richards 2
Taunt from top turnbuckle		
B		F Stand Up
Taunt in corner of ring		
B		Raise Arms 1
Taunt from ring apron		
⬆+B		Clap Hand 1
⬆+B		Come Back!
Movement		
Walking		
⊕		Men Walk 1
Moving from ring to apron		
⊕ toward ring + ⊕		Normal
Entering ring from apron		
⊕ toward ring + A		Apron to Ring
Running from ring to apron		
⊕ toward rope + hold A		Ring to Apron
Running from outside to ring		
⊕ toward rope + hold A		Out to Ring

ANSWER: RTC stood for Right to Censor. Richards and his cohorts, Ivory, Bull Buchanan, and The Goodfather, were committed to cleaning up WWE's act!

www.primagames.com

TAJIRI™

Bio

The Japanese Buzzsaw has proven himself in WWE by winning the Cruiserweight Championship!

But those familiar with Tajiri's style are not surprised that he's been successful in WWE. While on a tour of Mexico, Tajiri incorporated a high-flying *lucha-libre* style into his background of martial arts and Japanese shoot wrestling to become one of the top young junior heavyweights in the world. In 1998, Paul Heyman gave Tajiri an opportunity in Extreme Championship Wrestling, where the Japanese Buzzsaw worked a series of memorable matches, including a few with current WWE Superstar Tazz. Tajiri's blinding, rapid-fire kicks to the face and an unorthodox maneuver called the Tarantula earned respect throughout the sports-entertainment world, and an eventual ticket to WWE.

STATS

Height: 5' 9"
Weight: 205 lbs.
From: Japan

Career Highlights:

WWE Light-Heavyweight Champion, ECW Television Champion, ECW Tag Team Champion, WWE Cruiserweight Champion, WWE Tag Team Champion



QUESTION: How many professional wrestling organizations has Tajiri worked for? (Answer at bottom of next page.)

SPECIAL MOVES



Kick of Death



Green Mist™



Tarantula™



TAJIRI™'S MOVES

TAJIRI™

Commands	Condition	Move Name
Versus Standing Opponent		
Striking		
X		Right Karate Punch
△+X		Tajiri Left Low Kick
▽+X		Tajiri Right Low Kick
◀+X		Left Karate Punch
▶+X		Chop 2
Grappling from the front		
X		Big Slap
△+X		Knee Strike 1
▽+X		Enzuigiri
◀+X		Chop 3
▶+X		Armbreaker
A		Neckbreaker 1
△+A		Hurricaneana to Pin
▽+A		Snapmare 2
◀+A		Tajiri Rush
▶+A		Snapmare 1
X+A		Kick of Death
Grappling from behind		
X		Elbow to Back 2
△+X		Headsnap
▽+X		Drop Kick
◀+X		Elbow to Head 3
▶+X		Leg Trip
A		Octopus Hold
△+A		Russian Leg Sweep
▽+A		School Boy
◀+A		German Suplex 1
▶+A		Reverse DDT
X+A		Green Mist
Tag Team in front of opponent		
△+X or △+A		Brainbuster
Tag Team surrounding opponent		
△+X or △+A		Chop
Tag Team behind opponent		
△+X or △+A		Double Back Drop
Versus Opponent on the Ground		
Striking		
X		Knee Drop
△+X		Moonsault
Near head of face-up opponent		
△+X		Side-Mounted Punch
△+A		Moonsault Fall
Near feet of face-up opponent		
△+X		Thigh Kick
△+A		Half Boston Crab
Near head of face-down opponent		
△+X		Face Pound
△+A		Camel Clutch

Commands	Condition	Move Name
Near feet of face-down opponent		
△+X		Kneecrusher
△+A		Mexican Stretch 1
Running Moves		
Striking: running at standing opponent		
X		Flying Wheel Kick 1
Striking: running at opponent on ground		
X		Jumping Knee Drop
Striking: while standing vs. running opponent		
X		Hurricaneana
△		One-Hand Facecrusher
Grapple: running toward face of standing opponent		
A		Tilt-A-Whirl Backbreaker
Grapple: running toward back of standing opponent		
A		Hurricaneana
Grapple: while standing vs. running opponent		
A		Back Elbow Strike
△+A		Step Side Kick 4
Leap frog		
△ (hold)		Wheel Kick
Turnbuckle Moves		
Grapple facing opponent standing in turnbuckle		
X or A		Shove 1
△+X or △+A		Hurricaneana
▽+X or △+A		Stomping-Choke
◀+X or △+A		Shoulder Thrusts
▶+X or △+A		Snapmare
X+A		Tarantula
Grapple behind opponent standing in turnbuckle		
X or A		Corner Pound Combo
△+X or △+A		Elbow to Head
▽+X or △+A		Corner Pound 2
◀+X or △+A		Drop Kick
▶+X or △+A		Back Elbow
X+A		Kurt Moonsault
Tag Team facing opponent standing in turnbuckle		
△+X or △+A		Brainbuster
Tag Team behind opponent standing in turnbuckle		
△+X or △+A		Back Drop
Climbing turnbuckle, opponent in ring		
△+X or △+A		Climbing F 1

Commands	Condition	Move Name
Climbing turnbuckle, opponent outside ring		
△+X or △+A		Climbing B
From top turnbuckle, opponent outside ring		
X or A		Body Attack
From top turnbuckle, opponent in ring		
A		Moonsault 2
X		Body Attack
From second turnbuckle, opponent in ring		
△+A		Drop Kick
Apron and Rope Moves		
Facing opponent at ropes, both Superstars in ring		
X or A		Stomping
△+X or △+A		Side Kick
▽+X or △+A		Legchoke
◀+X or △+A		Chop 1
▶+X or △+A		Snapmare
X+A		Spring Elbow
Standing on apron, facing opponent in ring near ropes		
A		Front Rope Stun Gun
Standing on apron, behind opponent in ring near ropes		
A		Sleeper Hold
Standing near ropes, facing opponent on apron		
A		Stun Gun
Flying Attack: standing near ropes, opponent outside ring		
△ toward rope + A		Plancha 2
Flying Attack: running to ropes, opponent outside ring		
△ toward rope + A		Baseball Slide Kick
Flying Attack: standing on apron, opponent outside ring		
△ toward opponent + A		Asai Moonsault
Flying Attack: running along apron, opponent outside ring		
△ toward opponent + A		Drop Kick
Flying Attack: standing on apron, opponent in ring		
△ toward opponent + A		Swan-Dive Wheel Kick
Attack using ropes while standing near ropes		
△ toward rope + A		n/a
Tag Team near opponent who is near ropes		
△+X or △+A		Drop Kick

Commands	Condition	Move Name
Special Moves		
Holding chair, facing opponent		
△+X		Body Stab
△+A		DDT
Holding chair, behind opponent		
△+X		Stab
△+A		Back Drop
Holding chair, facing opponent in turnbuckle		
△+X		Chair Attack
△+A		Chair to Back
Holding chair, behind opponent in turnbuckle		
△+X		Chair Attack
△+A		Stab
Holding chair, opponent on ropes		
△+X		Body Stab
△+A		Counter Strike
Grapple atop small ladder		
△+X		Suplex
△+A		Suplex
Grapple atop large ladder		
△+X		Arm Drag
△+A		Suplex
Flying attack from above vs. opponent below		
△ toward opponent + A		Body Attack
Grapple on the edge of a cage		
△+X or △+A		Knuckle
Taunting		
Standing taunt		
△+B		Tajiri 2
▽+B		Tajiri 3
Taunt from top turnbuckle		
B		F Stand Up
Taunt in corner of ring		
B		Tajiri
Taunt from ring apron		
△+B		Tajiri
▽+B		Come Back!
Movement		
Walking		
△		Men Walk 1
Moving from ring to apron		
△ toward ring + △		Normal
Entering ring from apron		
△ toward ring + A		Apron to Ring
Running from ring to apron		
△ toward rope + hold A		Ring to Apron
Running from outside to ring		
△ toward rope + hold A		Slide 2

TERRI™

Bio

Despite not being an active competitor, Terri is one of the most powerful women on the WWE roster. However, her power doesn't have anything to do with how much she can bench press. Rather, Terri has an unbelievable domination over men.

Today, Terri's sex appeal has landed her a job as Raw's leading female backstage interviewer.

STATS

Height: 5' 1"
From: Live Oak, FL
Career Highlights: Hardcore Champion



QUESTION:

Which WWE Superstar was Terri married to for a time?
(Answer at bottom of next page.)



Slap 4



Bulldog



Super Hip Toss

SPECIAL MOVES



TERRI™'S MOVES

TERRI™

Condition	Move Name	Condition	Move Name	Condition	Move Name	Condition	Move Name
Versus Standing Opponent		Versus Standing Opponent		Versus Standing Opponent		Special Moves	
Striking		Near feet of face-down opponent		Climbing turnbuckle, opponent outside ring		Holding chair, facing opponent	
X	Overhand Palm Strike 2	⊕+X	Kneecrusher	⊕+X or ⊕+A	Climbing B	⊕+X	Body Stab
⊕+X	Chop 2	⊕+A	Punches to Head	From top turnbuckle, opponent outside ring		⊕+A	Chair Attack
⊕+X	Right Toe Kick 1	Running Moves		From top turnbuckle, opponent in ring		Holding chair, behind opponent	
⊕+X	Left Slap	Striking: running at standing opponent		X or A	Double Axe Handle	⊕+X	Stab
⊕+X	Right Slap	X	Clothesline 3	A	Body Attack	⊕+A	Chair Attack
Grappling from the front		Striking: running at opponent on ground		X	Double Axe Handle	Holding chair, facing opponent in turnbuckle	
X	Big Slap	X	Stomping	From second turnbuckle, opponent in ring		⊕+X	Chair Attack
⊕+X	Short-Range Lariat 1	Striking: while standing vs. running opponent		⊕+A	Double Axe Handle	⊕+A	Chair to Back
⊕+X	Chinbreaker 1	X	Neckbreaker	Apron and Rope Moves		Holding chair, behind opponent in turnbuckle	
⊕+X	Chop 3	⊕	Bulldog	Facing opponent at ropes, both Superstars in ring		⊕+X	Chair Attack
⊕+X	Kick to Mid-Section	Grapple: running toward face of standing opponent		Elbow Strike Combo 1		⊕+A	Stab
A	Hair Whip	A	Back Body Drop	⊕+X or ⊕+A	Stomping	⊕+X	Body Stab
⊕+A	DDT 1	Grapple: running toward back of standing opponent		⊕+X or ⊕+A	Hair Whip	⊕+A	Counter Strike
⊕+A	Small Package Hold	A	Arm Drag 1	⊕+X or ⊕+A	Slap	Grapple atop small ladder	
⊕+A	Suplex 1	Grapple: while standing vs. running opponent		⊕+X or ⊕+A	Snapmare	⊕+X	Suplex
⊕+A	Hammerlock	A	Right Toe Kick 1	X+A	DDT 1	⊕+A	Suplex
X+A	Slap 4	Leap frog		Standing on apron, facing opponent in ring near ropes		Grapple atop large ladder	
Grappling from behind		⊕ (hold)	n/a	A	Front Rope Stun Gun	⊕+X	Arm Drag
X	Back Rake 2	Turnbuckle Moves		Standing on apron, behind opponent in ring near ropes		⊕+A	Suplex
⊕+X	Headsnap	Grapple facing opponent standing in turnbuckle		A	Sleeper Hold	Flying attack from above vs. opponent below	
⊕+X	Back Lariat	X or A	Elbow Combo	Standing near ropes, facing opponent on apron		⊕ toward opponent + A	Double Axe Handle
⊕+X	Elbow to Head 3	⊕+X or ⊕+A	Shove 1	A	Stun Gun	⊕+X or ⊕+A	Knuckle
⊕+X	Elbow to Back 1	⊕+X or ⊕+A	Mudhole Stomping	Flying Attack: standing near ropes, opponent outside ring		Grapple on the edge of a cage	
A	Russian Leg Sweep	⊕+X or ⊕+A	Slap	⊕ toward rope + A	n/a	Knuckle	
⊕+A	School Boy	⊕+X or ⊕+A	Snapmare	Flying Attack: running to ropes, opponent outside ring		Taunting	
⊕+A	Back Pin	X+A	Super Hip Toss	⊕ toward rope + A	Baseball Slide Kick	Standing taunt	
⊕+A	Neckbreaker	Grapple behind opponent standing in turnbuckle		Flying Attack: standing on apron, opponent outside ring		⊕+B	Terri 1
⊕+A	Leg Trip	X or A	Corner Pound Combo	⊕ toward opponent + A	Double Axe Handle	⊕+B	Divas
X+A	Bulldog	⊕+X or ⊕+A	Elbow to Head	Flying Attack: running along apron, opponent outside ring		B	S Raise Arms 2
Tag Team in front of opponent		⊕+X or ⊕+A	Headcrusher	⊕ toward opponent + A	Double Axe Handle	Taunt in corner of ring	
⊕+X or ⊕+A	Brainbuster	⊕+X or ⊕+A	Corner Pound 2	Flying Attack: standing on apron, opponent in ring		Taunt from ring apron	
⊕+X or ⊕+A	Slap	⊕+X or ⊕+A	Back Elbow	⊕ toward opponent + A	n/a	Taunt from ring apron	
⊕+X or ⊕+A	Double Back Drop	X+A	Lariat	Attack using ropes while standing near ropes		⊕+B	Terri
Versus Opponent on the Ground		Tag Team facing opponent standing in turnbuckle		Tag Team near opponent who is near ropes		⊕+B	Raise Arms
Striking		⊕+X or ⊕+A	Brainbuster	⊕+X or ⊕+A	Double Back Body Drop	Movement	
Near head of face-up opponent		Tag Team behind opponent standing in turnbuckle		Walking		⊕	Women Walk
⊕+X	Stomping 1	⊕+X or ⊕+A	Back Drop	⊕	n/a	Moving from ring to apron	
⊕+X	Soccer Ball Kick	⊕+X or ⊕+A	Back Drop	Running from ring to outside		⊕ toward ring + ⊕	Women
⊕+X	Side-Mounted Punch	⊕+X or ⊕+A	Climbing S	Running from outside to ring		⊕ toward ring + A	Women
⊕+A	Head Pound	Climbing turnbuckle, opponent in ring		Out to Ring		Entering ring from apron	
⊕+X	Near feet of face-up opponent	⊕+X or ⊕+A	Climbing S			Running from ring to outside	
⊕+X	Thigh Kick					Running from outside to ring	
⊕+A	Half Boston Crab					Out to Ring	
⊕+X	Near head of face-down opponent						
⊕+X	Face Pound						
⊕+A	Back-Mount Punch						

www.primagames.com

TEST™

Bio

For years, Test has been one of the first names mentioned when fans and experts debated which Superstar would ascend to the top-tier of sports-entertainment. And with the success Test experienced teaming with the popular Stacy Keibler, fans began seeing him as a major player in the sport. But with an increase in his popularity, fans also saw an increase in the size of Test's ego, as he became rude and obnoxious to his manager. Since severing ties with Stacy, Test has become a changed man, viciously assaulting rivals as well as WWE Divas, including Stacy, Mae Young and Trish Stratus. Fans can only wonder where Test's ego will lead him.

STATS

Height: 6' 6"
Weight: 280 lbs.
From: Toronto, Ontario, Canada
Finishing Move: Big Boot
Career Highlights: Intercontinental Champion, Hardcore Champion, European Champion, WWE World Tag Team Champion, WCW Tag Team Champion



QUESTION: Test was most recently romantically linked with his former valet, Stacy Keibler, but he's been paired with two other Divas in his WWE career. Who are they? (Answer at bottom of next page.)



Test™ Bomb



Rolling DDT



Test™ Big Boot

SPECIAL MOVES



TEST™'S MOVES

TEST™

Commands	Condition	Move Name	Commands	Condition	Move Name	Commands	Condition	Move Name	Commands	Condition	Move Name	
Versus Standing Opponent												
Striking												
X		Right Punch 2		Near feet of facedown opponent	⊕+X	Knecrusher		Climbing turnbuckle, opponent outside ring	⊕+X or ⊕+A		Climbing B	
⊕+X		Big Boot			⊕+A	Punches to Head		From top turnbuckle, opponent outside ring	X or A		Double Axe Handle	
⊕+X		Right Toe Kick 1	Running Moves				Striking: running at standing opponent		From top turnbuckle, opponent in ring	A		Diving Elbow
⊕+X		Right Body Punch 1		Striking: running at opponent on ground	X	Big Boot 2		From second turnbuckle, opponent in ring	X		Double Axe Handle	
⊕+X		Short-Range Clothesline 4			X	Elbow Drop 2		Double Axe Handle	⊕+A		Double Axe Handle	
Grappling from the front												
X		Punch 4		Striking: while standing vs. running opponent	X	Neckbreaker	Apron and Rope Moves					
⊕+X		Short-Range Lariat 2			⊕	Bulldog		Facing opponent at ropes, both Superstars in ring	X or A		Stomping	
⊕+X		Fist to Back		Grapple: running toward face of standing opponent	A	Powerslam		Grapple: running toward back of standing opponent	⊕+X or ⊕+A		DDT 1	
⊕+X		Chop 3			A	Tilt-A-Whirl Slam		Grapple: while standing vs. running opponent	⊕+X or ⊕+A		Legchoke	
⊕+X		Kick & Head Punch		Grapple: while standing vs. running opponent	A	Back Elbow Strike		Grapple: while standing vs. running opponent	⊕+X or ⊕+A		Hammer Attack	
A		Bear Hug		Leap frog	⊕+A	Big Boot		Grapple: while standing vs. running opponent	⊕+X or ⊕+A		Elbow Strike 1	
⊕+A		Suplex 1			⊕	Clothesline	Test Bomb					
⊕+A		Spinning Powerbomb		Turnbuckle Moves				Standing on apron, facing opponent in ring near ropes	X+A		Test Big Boot	
⊕+A		Oklahoma Slam		Grapple facing opponent standing in turnbuckle	X or A	Punching from Turnbuckle		Standing on apron, behind opponent in ring near ropes	A		Front Rope Stun Gun	
⊕+A		Stalling Brainbuster			⊕+X or ⊕+A	High Legchoke		Standing on apron, behind opponent in ring near ropes	A		Sleeper Hold	
Grappling from behind												
X		Elbow to Head 2		Grapple facing opponent standing in turnbuckle	⊕+X or ⊕+A	Mudhole Stomping		Standing near ropes, facing opponent on apron	A		Stun Gun	
⊕+X		Headsnap			⊕+X or ⊕+A	Back Elbow Strike		Flying Attack: standing near ropes, opponent outside ring	⊕ toward rope + A		n/a	
⊕+X		Back Lariat		Grapple behind opponent standing in turnbuckle	⊕+X or ⊕+A	Lariat		Flying Attack: running to ropes, opponent outside ring	⊕ toward rope + A		Baseball Slide Kick	
⊕+X		Elbow to Head 4			X+A	Big Boot		Flying Attack: standing on apron, opponent outside ring	⊕ toward opponent + A		Double Axe Handle	
⊕+X		Sleeper Hold		Tag Team facing opponent standing in turnbuckle	⊕+X or ⊕+A	Reverse DDT		Flying Attack: running along apron, opponent outside ring	⊕ toward opponent + A		Double Axe Handle	
A		Russian Leg Sweep			X+A	Back Drop		Flying Attack: standing on apron, opponent in ring	⊕ toward opponent + A		n/a	
⊕+A		Full Nelson Slam		Tag Team behind opponent standing in turnbuckle	X or A	Corner Pound Combo		Attack using ropes while standing near ropes	⊕ toward rope + A		n/a	
⊕+A		Pumphandle Slam			⊕+X or ⊕+A	Headcrusher		Tag Team near opponent who is near ropes	⊕+X or ⊕+A		Double Back Body Drop	
⊕+A		Sidewalk Slam		Grapple facing opponent standing in turnbuckle	⊕+X or ⊕+A	Corner Pound 2						
⊕+A		Pendulum Backbreaker			⊕+X or ⊕+A	Reverse DDT						
Rolling DDT												
Tag Team in front of opponent												
⊕+X or ⊕+A		Brainbuster		Grapple behind opponent standing in turnbuckle	⊕+X or ⊕+A	Back Elbow						
Tag Team surrounding opponent												
⊕+X or ⊕+A		Powerbomb			X+A	Back Drop						
Tag Team behind opponent												
⊕+X or ⊕+A		Double Back Drop		Tag Team facing opponent standing in turnbuckle	⊕+X or ⊕+A	Brainbuster						
Versus Opponent on the Ground												
Striking												
X		Stomping 1		Tag Team behind opponent standing in turnbuckle	⊕+X or ⊕+A	Back Drop						
⊕+X		Elbow Drop 1		Climbing turnbuckle, opponent in ring	⊕+X or ⊕+A	Climbing F 1						
⊕+X		Side-Mounted Punch										
⊕+A		Neckchoke										
⊕+X		Near head of face-up opponent										
⊕+X		Thigh Kick										
⊕+A		Half Boston Crab										
⊕+X		Near head of face-up opponent										
⊕+X		Face Pound										
⊕+A		Camel Clutch										

ANSWER: Test was engaged to marry Stephanie McMahon before she ran off with Triple H. He was also managed by Trish Stratus in her first WWE appearance, who paired him with Albert (now A-Train) as the tag team T&A.

www.primagames.com

TOMMY DREAMER™

Bio

Tommy Dreamer was a member of ECW since its inception in 1993. And despite numerous offers to jump to the old WCW or WWE, Dreamer stayed true to his roots, and became perhaps the most recognized ECW star in the company's history.

The journey that the Innovator of Violence took to get here, however, was so arduous that Dreamer said he needed to stop and regroup for a few moments after he made his shocking appearance on *Raw*. The brutal marathon had finally come to an end.

"I broke my neck in ECW. I broke my back in ECW," Dreamer said. "I stayed there from the beginning to the end. I thought everything I did was worthless. For us to get the ovation (we got on *Raw*) meant a lot to me."

But Dreamer, who's had 16 documented concussions and scars remaining from the time he was caned 10 times in 1994, says he has no regrets. After all, "this is all I ever wanted to do."

Throughout all the heartache and pain, Dreamer became an ECW icon and stood for everything ECW represented. For years, fans admired Dreamer's tenacity during his bloody feud with his childhood enemy, Raven. Believe it or not, Dreamer and Raven reluctantly formed a tag team and became ECW Tag Team Champions.

At one point, Dreamer was crowned ECW World Champion—albeit for about 10 minutes before losing the belt to Justin Credible. But giving his heart and soul to the business has always meant more to Dreamer than championship gold.

STATS

Height: 6' 1"
Weight: 260 lbs.
From: Yonkers, NY
Finishing Move: Death Valley Driver
Career Highlights:
 Hardcore Champion, ECW
 World Heavyweight Champion,
 ECW Tag Team Champion



QUESTION: Another WWE Superstar uses the Death Valley Driver as his finishing maneuver, but he calls it by another name. Who is it, and what is the move called? (Answer at bottom of next page.)

SPECIAL MOVES



Death Valley Driver



Back Drop 3



Superplex



TOMMY DREAMER™'S MOVES

TOMMY DREAMER™

Commands	Condition	Move Name
Versus Standing Opponent		
Striking		
X		Right Punch 2
⬇+X		Elbow Strike 1
⬇+X		Right Toe Kick 1
⬇+X		Chop 2
⬇+X		Short-Range Clothesline 4
Grappling from the front		
X		Kick to Mid-Section
⬇+X		Short-Range Lariat 2
⬇+X		Double Axe Handle 2
⬇+X		Eye Rake 2
⬇+X		Punch 5
A		Russian Leg Sweep
⬇+A		DDT 1
⬇+A		Small Package Hold
⬇+A		Body Press Slam 1
⬇+A		Shoulderbreaker
X+A		Death Valley Driver
Grappling from behind		
X		Elbow to Back 2
⬇+X		Headsnap
⬇+X		Back Lariat
⬇+X		Elbow to Head 3
⬇+X		Elbow to Head 1
A		Russian Leg Sweep
⬇+A		Back Pin
⬇+A		School Boy
⬇+A		Neckbreaker
⬇+A		Pendulum Backbreaker
X+A		Back Drop 3
Tag Team in front of opponent		
⊕+X or ⊕+A		Brainbuster
Tag Team surrounding opponent		
⊕+X or ⊕+A		Chop
Tag Team behind opponent		
⊕+X or ⊕+A		Double Back Drop
Versus Opponent on the Ground		
Striking		
X		Stomping 1
⊕+X		Elbow Drop 1
Near head of face-up opponent		
⊕+X		Side-Mounted Punch
⊕+A		Head Pound
Near feet of face-up opponent		
⊕+X		Thigh Kick
⊕+A		Half Boston Crab
Near head of face-down opponent		
⊕+X		Face Pound
⊕+A		Camel Clutch

Commands	Condition	Move Name
	Near feet of face-down opponent	
⊕+X		Kneecrusher
⊕+A		Half Boston Crab
Running Moves		
Striking: running at standing opponent		
X		Clothesline 1
Striking: running at opponent on ground		
X		Elbow Drop 2
Striking: while standing vs. running opponent		
X		Neckbreaker
⊕		Bulldog
Grapple: running toward face of standing opponent		
A		Back Body Drop
Grapple: running toward back of standing opponent		
A		Arm Drag 1
Grapple: while standing vs. running opponent		
A		Back Elbow Strike
⊕+A		Short-Range Clothesline 4
Leap frog		
⊕ (hold)		Step Drop Kick 1
Turnbuckle Moves		
Grapple facing opponent standing in turnbuckle		
X or A		Shoulder Thrusts
⬇+X or ⬇+A		Punch
⬇+X or ⬇+A		Mudhole Stomping
⬇+X or ⬇+A		Chop 1
⬇+X or ⬇+A		Back Elbow Strike
X+A		Superplex
Grapple behind opponent standing in turnbuckle		
X or A		Corner Pound Combo
⬇+X or ⬇+A		Elbow to Head
⬇+X or ⬇+A		Headcrusher
⬇+X or ⬇+A		Corner Pound 2
⬇+X or ⬇+A		Back Elbow
X+A		Back Drop
Tag Team facing opponent standing in turnbuckle		
⊕+X or ⊕+A		Brainbuster
Tag Team behind opponent standing in turnbuckle		
⊕+X or ⊕+A		Back Drop
Climbing turnbuckle, opponent in ring		
⊕+X or ⊕+A		Climbing F 1

Commands	Condition	Move Name
Climbing turnbuckle, opponent outside ring		
⊕+X or ⊕+A		Climbing B
From top turnbuckle, opponent outside ring		
X or A		Double Axe Handle
From top turnbuckle, opponent in ring		
A		Drop Kick
X		Double Axe Handle
From second turnbuckle, opponent in ring		
⊕+A		Drop Kick
Apron and Rope Moves		
Facing opponent at ropes, both Superstars in ring		
X or A		Punch Combo
⬇+X or ⬇+A		Stomping
⬇+X or ⬇+A		Legchoke
⬇+X or ⬇+A		Hammer Attack
⬇+X or ⬇+A		Elbow Strike 1
X+A		Death Valley Driver
Standing on apron, facing opponent in ring near ropes		
A		Front Rope Stun Gun
Standing on apron, behind opponent in ring near ropes		
A		Sleeper Hold
Standing near ropes, facing opponent on apron		
A		Stun Gun
Flying Attack: standing near ropes, opponent outside ring		
⊕ toward rope + A		n/a
Flying Attack: running to ropes, opponent outside ring		
⊕ toward rope + A		Baseball Slide Kick
Flying Attack: standing on apron, opponent outside ring		
⊕ toward opponent + A		Double Axe Handle
Flying Attack: running along apron, opponent outside ring		
⊕ toward opponent + A		Double Axe Handle
Flying Attack: standing on apron, opponent in ring		
⊕ toward opponent + A		n/a
Attack using ropes while standing near ropes		
⊕ toward rope + A		n/a
Tag Team near opponent who is near ropes		
⊕+X or ⊕+A		Double Back Body Drop

Commands	Condition	Move Name
Special Moves		
Holding chair, facing opponent		
⊕+X		Body Stab
⊕+A		DDT
Holding chair, behind opponent		
⊕+X		Stab
⊕+A		Back Drop
Holding chair, facing opponent in turnbuckle		
⊕+X		Chair Attack
⊕+A		Chair to Back
Holding chair, behind opponent in turnbuckle		
⊕+X		Chair Attack
⊕+A		Stab
Holding chair, opponent on ropes		
⊕+X		Body Stab
⊕+A		Counter Strike
Grapple atop small ladder		
⊕+X		Suplex
⊕+A		Suplex
Grapple atop large ladder		
⊕+X		Arm Drag
⊕+A		Suplex
Flying attack from above vs. opponent below		
⊕ toward opponent + A		Double Axe Handle
Grapple on the edge of a cage		
⊕+X or ⊕+A		Knuckle
Taunting		
Standing taunt		
⬇+B		Trash Talking 2
⬇+B		Raise Arm
Taunt from top turnbuckle		
B		F Stand Up
Taunt in corner of ring		
B		Raise Arms 1
Taunt from ring apron		
⬇+B		Clap Hand 1
⬇+B		Come Back!
Movement		
Walking		
⊕		Men Walk 1
Moving from ring to apron		
⊕ toward ring + ⊕		Normal
Entering ring from apron		
⊕ toward ring + A		Apron to Ring
Running from ring to apron		
⊕ toward rope + hold A		Ring to Apron
Running from outside to ring		
⊕ toward rope + hold A		Out to Ring

ANSWER: John Cena uses the Death Valley Driver, but as a snub to Brock Lesnar's FS, Cena calls his finisher the FU.

TORRIE WILSON™

Bio

They grow lots of things on the farms of Boise, Idaho—carrots, corn and wheat among them. But of all the things that come from Boise farms, Torrie Wilson may be the most appetizing. The luscious Torrie is one of the blonde bombshells of World Wrestling Entertainment.

Torrie is a former fitness model who has won numerous fitness championships and has appeared on the cover of countless magazines. When she got to Boise State University, she became a nutrition major and quickly learned how to incorporate physical fitness and proper diet into a healthy lifestyle. Soon, she began participating in fitness competitions. The highlight came in 1998, when she was crowned Miss Galaxy.

Torrie broke into the sports-entertainment business with WCW in 1999. In June 2001, she made her WWE debut. Since then, she has made many WWE fans stand and take notice, as the sight of Torrie in a bikini is sure to make any man weak in the knees! But Torrie gave WWE fans the best gift yet in May 2003 when she was on the cover of *Playboy*, which featured a multi-page spread of the gorgeous Diva.

She's also not afraid to put on wrestling tights and mix it up in the ring. With her unique combination of in-ring talent and stunning beauty, Torrie can do whatever she wants in WWE.

STATS

Height: 5' 7"
From: Boise, ID



QUESTION: In recent WWE storylines, Torrie Wilson has been linked romantically with Billy Gunn, but which lucky WWE Superstar is this lovely Diva actually married to off-screen? (Answer at bottom of next page.)

SPECIAL MOVES



Neckbreaker 1



Back Drop 2



Super Hip Toss



TORRIE WILSON™'S MOVES

Condition	Move Name	Condition	Move Name	Condition	Move Name	Condition	Move Name	
Versus Standing Opponent		Versus Standing Opponent		Versus Standing Opponent		Versus Standing Opponent		
Striking		Striking		Striking		Striking		
X	Elbow Strike 3	Near feet of face-down opponent	⊕+XKneecrusher	Climbing turnbuckle, opponent outside ring	⊕+X or ⊕+AClimbing B	Special Moves	Holding chair, facing opponent	
⊕+X	Drop Kick 5		⊕+APunches to Head	From top turnbuckle, opponent outside ring	X or ADouble Axe Handle	⊕+X	Body Stab	
⊕+X	Right Toe Kick 1	Running Moves		From top turnbuckle, opponent in ring	ADouble Axe Handle	⊕+A	Chair Attack	
⊕+X	Chop 2	Striking: running at standing opponent	XDrop Kick 1		XDouble Axe Handle		Holding chair, behind opponent	
⊕+X	Right Slap	Striking: running at opponent on ground	XStomping	From second turnbuckle, opponent in ring	⊕+ADouble Axe Handle	⊕+X	Stab	
Grappling from the front		Striking: while standing vs. running opponent	XNeckbreaker	Apron and Rope Moves		⊕+A	Chair Attack	
X	Big Slap		⊕Bulldog	Facing opponent at ropes, both Superstars in ring	X or APunch Combo	⊕+A	Stab	
⊕+X	Short-Range Lariat 1	Grapple: running toward face of standing opponent	ABack Body Drop	X or A	⊕+X or ⊕+AStomping	⊕+X	Body Stab	
⊕+X	Chinbreaker 1	Grapple: running toward back of standing opponent	AArm Drag 1	⊕+X or ⊕+A	⊕+X or ⊕+AHair Whip	⊕+A	Counter Strike	
⊕+X	Slap 3	Grapple: while standing vs. running opponent	ARight Toe Kick 1	⊕+X or ⊕+A	⊕+X or ⊕+ASlap	⊕+X	Suplex	
⊕+X	Elbow 1	Leap frog	⊕ (hold)n/a	X or A	⊕+X or ⊕+ASnapmare	⊕+A	Suplex	
A	Hair Whip	Turnbuckle Moves		X+ADDT 1		Holding chair, opponent on ropes	
⊕+A	DDT 1	Grapple facing opponent standing in turnbuckle	X or APunch-Kick Combo	AFront Rope Stun Gun	⊕+X	Body Stab	
⊕+A	Small Package Hold	Grapple behind opponent standing in turnbuckle	⊕+X or ⊕+AHigh Legchoke	ASleeper Hold	⊕+A	Counter Strike	
⊕+A	Scoop Slam 1		⊕+X or ⊕+AMudhole Stomping			⊕+X	Grapple atop small ladder	
⊕+A	Facecrusher		⊕+X or ⊕+ASlap			⊕+A	Suplex	
X+A	Neckbreaker 1		⊕+X or ⊕+ASnapmare			⊕+X	Suplex	
Grappling from behind			X+ASuper Hip Toss			⊕+A	Grapple atop large ladder	
X	Elbow to Back 2					⊕+X	Arm Drag	
⊕+X	Headsnap					⊕+A	Suplex	
⊕+X	Back Lariat						Flying attack from above vs. opponent below	
⊕+X	Elbow to Head 3					⊕ toward opponent + A	Double Axe Handle	
⊕+X	Elbow to Head 1					⊕+X or ⊕+A	Knuckle	
A	Russian Leg Sweep						Grapple on the edge of a cage	
⊕+A	School Boy						Knuckle	
⊕+A	Back Pin						Taunting	
⊕+A	Neckbreaker						Standing taunt	
⊕+A	Facecrusher						⊕+B	Clap Hand
X+A	Back Drop 2						⊕+B	Divas
Tag Team in front of opponent								Taunt from top turnbuckle
⊕+X or ⊕+A	Brainbuster						B	S Raise Arms 2
Tag Team surrounding opponent								Taunt in corner of ring
⊕+X or ⊕+A	Slap						B	Raise Arms 2
Tag Team behind opponent								Taunt from ring apron
⊕+X or ⊕+A	Double Back Drop						⊕+B	Clap Hand 2
Versus Opponent on the Ground							⊕+B	Raise Arms
Striking								Movement
X	Stomping 1							Walking
⊕+X	Soccer Ball Kick							Women Walk
Near head of face-up opponent								Moving from ring to apron
⊕+X	Side-Mounted Punch							⊕ toward ring + ⓀWomen
⊕+A	Head Pound							Entering ring from apron
Near feet of face-up opponent								⊕ toward ring + AWomen
⊕+X	Thigh Kick							Running from ring to outside
⊕+A	Half Boston Crab							⊕ toward rope + hold ARing to Outside
Near head of face-down opponent								Running from outside to ring
⊕+X	Face Pound							⊕ toward rope + hold AOut to Ring
⊕+A	Camel Clutch							
Near head of face-down opponent								
⊕+X	Face Pound							
⊕+A	Camel Clutch							

ANSWER: Torrie Wilson is married to former WWE Cruiserweight Champion Billy Kidman.

TRIPLE H™

Bio

Triple H calls himself "The Game," and you'd be hard-pressed to find anyone who disagrees with that assumption.

Since making his WWE debut in the spring of 1995 (as Hunter Hearst-Helmsley), Triple H has done it all in the sports-entertainment industry. He's the only man in the history of the business to have been a Grand Slam Champion and to have won both a *King of the Ring* and a *Royal Rumble*.

Triple H's dedication to the business was never more evident than on the May 21, 2001, episode of *Raw*. On that night, "The Game" teamed with Stone Cold Steve Austin to take on Chris Benoit and Chris Jericho in a World Tag Team Championship match. During the bout, Triple H tore his left quadriceps muscle completely off the bone. Yet "The Game" found the heart to finish the bout, never once even thinking about giving up.

After eight months of hellacious rehab, "The Game" returned to a hero's welcome on the January 7, 2002, episode of *Raw*. The fans of WWE sympathized with Triple H, thus making him one of the top fan favorites of that time.

Triple H's honeymoon with the fans did not last long, however. Soon thereafter, "The Game's" true colors came shining through and he has once again found himself listening to the fans' jeers. To further solidify the fact that he doesn't care about the fans, Triple H has aligned himself with "the dirtiest players in the game," Ric Flair and Randy Orton. Together, they call themselves Evolution.



Pedigree™



Low Blow



Superplex

STATS

Height: 6' 4"
Weight: 260 lbs.
From: Greenwich, CT
Finishing Move: Pedigree
Career Highlights:
 WWE Champion,
 WWE World Champion,
 Intercontinental Champion,
 WWE World Tag Team
 Champion, European Champion,
King of the Ring 1997

QUESTION:

Triple H has held the WWE title five times and the WWE World Heavyweight title three times. Which Superstars did he beat to win those prestigious titles?
(Answer at bottom of next page.)

TRIPLE H™'S MOVES



Commands	Condition	Move Name
Versus Standing Opponent		
Striking		
X		Triple H Right Punch
△+X		Right Punch 2
⬇+X		Right Toe Kick 1
⬅+X		Chop 2
⬆+X		Short-Range Clothesline 4
Grappling from the front		
X		Punch 4
△+X		Scoop Slam 1
⬇+X		Fist to Back
⬅+X		Chop 3
⬆+X		Knee Strike 2
A		Tonga Death Grip
△+A		Suplex 2
⬇+A		Piledriver
⬅+A		Neckbreaker 2
⬆+A		Coconut Crush
X+A		Pedigree
Grappling from behind		
X		Elbow to Head 2
△+X		Sleeper Hold
⬇+X		Stalling Atomic Drop
⬅+X		Elbow to Head 4
⬆+X		Elbow to Back 1
A		Russian Leg Sweep
△+1		Belly-to-Back Suplex
⬇+A		School Boy
⬅+A		Back Drop 3
⬆+A		Shinbreaker
X+A		Low Blow
Tag Team in front of opponent		
⊕+X or ⊕+A		Brainbuster
Tag Team surrounding opponent		
⊕+X or ⊕+A		Chop
Tag Team behind opponent		
⊕+X or ⊕+A		Double Back Drop
Versus Opponent on the Ground		
Striking		
X		Stomping 1
⊕+X		Jumping Knee
Near head of face-up opponent		
⊕+X		Head Pound
⊕+A		Side-Mounted Punch
Near feet of face-up opponent		
⊕+X		Thigh Kick
⊕+A		Half Boston Crab
Near head of face-down opponent		
⊕+X		Face Pound
⊕+A		Back-Mount Punch

Commands	Condition	Move Name
⊕+X	Near feet of face-down opponent	Kneecrusher
⊕+A		Half Boston Crab
Running Moves		
Striking: running at standing opponent		
X		Jumping Knee
Striking: running at opponent on ground		
X		Stomping
Striking: while standing vs. running opponent		
X		Jawbreaker
⊕		Bulldog
Grapple: running toward face of standing opponent		
A		Powerslam
Grapple: running toward back of standing opponent		
A		Spinebuster
Grapple: while standing vs. running opponent		
A		Back Elbow Strike
⊕+A		Right Toe Kick 1
Leap frog		
⊕ (hold)		Clothesline
Turnbuckle Moves		
Grapple facing opponent standing in turnbuckle		
X or A		Punching from Turnbuckle
△+X or △+A		Punch
⬇+X or ⬇+A		Mudhole Stomping
⬅+X or ⬅+A		Knuckle
⬆+X or ⬆+A		Back Elbow Strike
X+A		Superplex
Grapple behind opponent standing in turnbuckle		
X or A		Corner Pound Combo
△+X or △+A		Headcrusher
⬇+X or ⬇+A		Corner Pound 3
⬅+X or ⬅+A		Elbow to Head
⬆+X or ⬆+A		Lariat
X+A		Back Drop
Tag Team facing opponent standing in turnbuckle		
⊕+X or ⊕+A		Brainbuster
Tag Team behind opponent standing in turnbuckle		
⊕+X or ⊕+A		Back Drop
Climbing turnbuckle, opponent in ring		
⊕+X or ⊕+A		Climbing F 1

Commands	Condition	Move Name
Climbing turnbuckle, opponent outside ring		
⊕+X or ⊕+A		Climbing B
From top turnbuckle, opponent outside ring		
X or A		Double Axe Handle
From top turnbuckle, opponent in ring		
A		Knee Drop
X		Double Axe Handle
From second turnbuckle, opponent in ring		
⊕+A		Double Axe Handle
Apron and Rope Moves		
Facing opponent at ropes, both Superstars in ring		
X or A		Punch Combo
△+X or △+A		Stomping
⬇+X or ⬇+A		Legchoke
⬅+X or ⬅+A		Elbow Strike 1
⬆+X or ⬆+A		Snapmare
X+A		Piledriver
Standing on apron, facing opponent in ring near ropes		
A		Front Rope Stun Gun
Standing on apron, behind opponent in ring near ropes		
A		Sleeper Hold
Standing near ropes, facing opponent on apron		
A		Suplex 1
Flying Attack: standing near ropes, opponent outside ring		
⊕ toward rope + A		n/a
Flying Attack: running to ropes, opponent outside ring		
⊕ toward rope + A		n/a
Flying Attack: standing on apron, opponent outside ring		
⊕ toward opponent + A		Double Axe Handle
Flying Attack: running along apron, opponent outside ring		
⊕ toward opponent + A		Double Axe Handle
Flying Attack: standing on apron, opponent in ring		
⊕ toward opponent + A		n/a
Attack using ropes while standing near ropes		
⊕ toward rope + A		n/a
Tag Team near opponent who is near ropes		
⊕+X or ⊕+A		Double Back Body Drop

Commands	Condition	Move Name
Special Moves		
Holding chair, facing opponent		
⊕+X		Body Stab
⊕+A		Chair Attack
Holding chair, behind opponent		
⊕+X		Stab
⊕+A		Chair Attack
Holding chair, facing opponent in turnbuckle		
⊕+X		Chair Attack
⊕+A		Chair to Back
Holding chair, behind opponent in turnbuckle		
⊕+X		Chair Attack
⊕+A		Stab
Holding chair, opponent on ropes		
⊕+X		Body Stab
⊕+A		Counter Strike
Grapple atop small ladder		
⊕+X		Suplex
⊕+A		Suplex
Grapple atop large ladder		
⊕+X		Suplex
⊕+A		Suplex
Flying attack from above vs. opponent below		
⊕ toward opponent + A		Double Axe Handle
⊕+X or ⊕+A		Knuckle
Taunting		
Standing taunt		
△+B		Triple H 2
⬇+B		Trash Talking 2
Taunt from top turnbuckle		
B		F Stand Up
Taunt in corner of ring		
B		Triple H
Taunt from ring apron		
△+B		Look Around
⬇+B		Come Back!
Movement		
Walking		
⊕		Men Walk 1
Moving from ring to apron		
⊕ toward ring + ⊕		Normal
Entering ring from apron		
⊕ toward ring + A		Apron to Ring
Running from ring to apron		
⊕ toward rope + hold A		Ring to Apron
Running from outside to ring		
⊕ toward rope + hold A		Out to Ring

ANSWER: Triple H beat Mankind, The Rock (twice), Big Show, and Chris Jericho for the WWE title. He beat The Rock and Shawn Michaels for the World Heavyweight title and was awarded the newly created title by Eric Bischoff without having to compete for it.


TRISH STRATUS™

Bio

Trish Stratus made an immediate impact upon entering WWE. Because of her stunning looks—and some strategic errors made early in her tenure—this former fitness model has had to battle for the respect she's finally earned. Since her decision to actively pursue physical combat, she's become one of the most potent forces in WWE's Women's Division, capturing the gold on several occasions. Canada's sexiest athlete is renowned for always giving WWE fans "Stratusfaction Guaranteed," and they have returned the compliment by voting her the 2001 and 2002 Internet Babe of the Year in polls at WWEDivas.com. At *WrestleMania XIX*, Trish became the WWE's second four-time Women's Champion, and hopes to smash all records by dominating the championship for years to come.

STATS

Height: 5' 4"
From: Toronto, Ontario, Canada
Finishing Move: Stratusfaction, Bulldog
Career Highlights: Women's Champion



QUESTION: Trish is a four-time WWE Women's Champion. Which four Superstars did she beat for the title? (Answer at bottom of next page.)



Jumping High Kick



Bulldog



Stratusfaction™

SPECIAL MOVES



TRISH STRATUS™'S MOVES

TRISH STRATUS™

Condition	Move Name	Condition	Move Name	Condition	Move Name	Condition	Move Name	
Versus Standing Opponent		Versus Opponent on the Ground		Apron and Rope Moves		Special Moves		
Striking		Striking		Climbing turnbuckle, opponent outside ring		Holding chair, facing opponent		
X	Elbow Strike 3	Near feet of face-down opponent	⊕+XKneecrusher	⊕+X or ⊕+A	Climbing B	⊕+X	Body Stab	
⊕+X	High-Kick Trish	⊕+A	Punches to Head	From top turnbuckle, opponent outside ring	X or A	Double Axe Handle	⊕+A	Chair Attack
⊕+X	Right Toe Kick 1	Running Moves	Striking: running at standing opponent	From top turnbuckle, opponent in ring	A	Double Axe Handle	Holding chair, behind opponent	
⊕+X	Right Slap	X	Bicycle Kick 1	A	Double Axe Handle	X	Stab	
⊕+X	Drop Kick 5	Striking: running at opponent on ground	X	Stomping	From second turnbuckle, opponent in ring	⊕+A	Chair Attack	
Grappling from the front		Striking: while standing vs. running opponent	⊕	Neckbreaker	⊕+A	Double Axe Handle	Holding chair, facing opponent in turnbuckle	
X	Elbow 2	X	One-Hand Facecrusher	⊕	Punch Combo	⊕+X	Chair Attack	
⊕+X	Short-Range Lariat 1	Grapple: running toward face of standing opponent	A	Stomping	X or A	Stomping	⊕+A	Chair to Back
⊕+X	Double Axe Handle 2	A	Back Body Drop	⊕+X or ⊕+A	Hair Whip	⊕+A	Holding chair, behind opponent in turnbuckle	
⊕+X	Chop 3	Grapple: running toward back of standing opponent	A	Slap	⊕+X or ⊕+A	Slap	⊕+X	Chair Attack
⊕+X	Punch 5	A	Flapjack	⊕+X or ⊕+A	Snapmare	⊕+A	Stab	
A	Scoop Slam 1	Grapple: while standing vs. running opponent	A	Back Elbow Strike	X+A	Stratusfaction	Holding chair, opponent on ropes	
⊕+A	Neckbreaker 1	A	Right Toe Kick 1	⊕+A	Front Rope Stun Gun	A	Body Stab	
⊕+A	Small Package Hold	Leap frog	⊕ (hold)	Clothesline	Standing on apron, behind opponent in ring near ropes	A	Counter Strike	
⊕+A	Drop Kick	Turnbuckle Moves	Grapple facing opponent standing in turnbuckle		Standing on apron, facing opponent in ring near ropes	A	Grapple atop small ladder	
⊕+A	Arm Drag	X or A	Mudhole Stomping	⊕+X or ⊕+A	Hangman Choke	⊕+X or ⊕+A	Stratusfear	
X+A	Jumping High Kick	⊕+X or ⊕+A	Stratusfear	⊕+X or ⊕+A	Chop 1	⊕+X or ⊕+A	Back Elbow Strike	
Grappling from behind		⊕+X or ⊕+A	Back Elbow Strike	X+A	Diving Bulldog	Grapple behind opponent standing in turnbuckle		
X	Elbow to Back 2	Grapple: running toward face of standing opponent	X or A	Elbow to Head	⊕+X or ⊕+A	Lariat	⊕+X or ⊕+A	Brainbuster
⊕+X	Headsnap	Grapple: while standing vs. running opponent	⊕+X or ⊕+A	Headcrusher	⊕+X or ⊕+A	Drop Kick	⊕+X or ⊕+A	Back Elbow
⊕+X	Back Lariat	A	Stratusfaction	Tag Team facing opponent standing in turnbuckle	⊕+X or ⊕+A	Back Drop	⊕+X or ⊕+A	Climbing F 1
⊕+X	Elbow to Head 3	Grapple: running toward back of standing opponent	⊕+X or ⊕+A	Back Drop	Climbing turnbuckle, opponent in ring	⊕+X or ⊕+A	Climbing F 1	
⊕+X	Drop Kick	A	Stratusfaction	Tag Team behind opponent standing in turnbuckle	⊕+X or ⊕+A	Back Drop	⊕+X or ⊕+A	Double Back Body Drop
A	Russian Leg Sweep	Grapple: running toward back of standing opponent	⊕+X or ⊕+A	Double Back Drop	Tag Team near opponent who is near ropes	⊕+X or ⊕+A	Double Back Body Drop	
⊕+A	Neckbreaker	Grapple: while standing vs. running opponent	⊕+X or ⊕+A	Double Back Drop	Tag Team near opponent who is near ropes	⊕+X or ⊕+A	Double Back Body Drop	
⊕+A	School Boy	Grapple: while standing vs. running opponent	⊕+X or ⊕+A	Double Back Drop	Tag Team near opponent who is near ropes	⊕+X or ⊕+A	Double Back Body Drop	
⊕+A	Back Pin	Grapple: while standing vs. running opponent	⊕+X or ⊕+A	Double Back Drop	Tag Team near opponent who is near ropes	⊕+X or ⊕+A	Double Back Body Drop	
⊕+A	Back Drop 2	Grapple: while standing vs. running opponent	⊕+X or ⊕+A	Double Back Drop	Tag Team near opponent who is near ropes	⊕+X or ⊕+A	Double Back Body Drop	
X+A	Bulldog	Grapple: while standing vs. running opponent	⊕+X or ⊕+A	Double Back Drop	Tag Team near opponent who is near ropes	⊕+X or ⊕+A	Double Back Body Drop	
Tag Team in front of opponent		Grapple: while standing vs. running opponent	⊕+X or ⊕+A	Double Back Drop	Tag Team near opponent who is near ropes	⊕+X or ⊕+A	Double Back Body Drop	
⊕+X or ⊕+A	Brainbuster	Grapple: while standing vs. running opponent	⊕+X or ⊕+A	Double Back Drop	Tag Team near opponent who is near ropes	⊕+X or ⊕+A	Double Back Body Drop	
Tag Team surrounding opponent		Grapple: while standing vs. running opponent	⊕+X or ⊕+A	Double Back Drop	Tag Team near opponent who is near ropes	⊕+X or ⊕+A	Double Back Body Drop	
⊕+X or ⊕+A	Slap	Grapple: while standing vs. running opponent	⊕+X or ⊕+A	Double Back Drop	Tag Team near opponent who is near ropes	⊕+X or ⊕+A	Double Back Body Drop	
Tag Team behind opponent		Grapple: while standing vs. running opponent	⊕+X or ⊕+A	Double Back Drop	Tag Team near opponent who is near ropes	⊕+X or ⊕+A	Double Back Body Drop	
⊕+X or ⊕+A	Double Back Drop	Grapple: while standing vs. running opponent	⊕+X or ⊕+A	Double Back Drop	Tag Team near opponent who is near ropes	⊕+X or ⊕+A	Double Back Body Drop	
Versus Opponent on the Ground		Grapple: while standing vs. running opponent	⊕+X or ⊕+A	Double Back Drop	Tag Team near opponent who is near ropes	⊕+X or ⊕+A	Double Back Body Drop	
Striking		Grapple: while standing vs. running opponent	⊕+X or ⊕+A	Double Back Drop	Tag Team near opponent who is near ropes	⊕+X or ⊕+A	Double Back Body Drop	
X	Stomping 1	Grapple: while standing vs. running opponent	⊕+X or ⊕+A	Double Back Drop	Tag Team near opponent who is near ropes	⊕+X or ⊕+A	Double Back Body Drop	
⊕+X	Soccer Ball Kick	Grapple: while standing vs. running opponent	⊕+X or ⊕+A	Double Back Drop	Tag Team near opponent who is near ropes	⊕+X or ⊕+A	Double Back Body Drop	
Near head of face-up opponent		Grapple: while standing vs. running opponent	⊕+X or ⊕+A	Double Back Drop	Tag Team near opponent who is near ropes	⊕+X or ⊕+A	Double Back Body Drop	
⊕+X	Side-Mounted Punch	Grapple: while standing vs. running opponent	⊕+X or ⊕+A	Double Back Drop	Tag Team near opponent who is near ropes	⊕+X or ⊕+A	Double Back Body Drop	
⊕+A	Head Pound	Grapple: while standing vs. running opponent	⊕+X or ⊕+A	Double Back Drop	Tag Team near opponent who is near ropes	⊕+X or ⊕+A	Double Back Body Drop	
Near feet of face-up opponent		Grapple: while standing vs. running opponent	⊕+X or ⊕+A	Double Back Drop	Tag Team near opponent who is near ropes	⊕+X or ⊕+A	Double Back Body Drop	
⊕+X	Thigh Kick	Grapple: while standing vs. running opponent	⊕+X or ⊕+A	Double Back Drop	Tag Team near opponent who is near ropes	⊕+X or ⊕+A	Double Back Body Drop	
⊕+A	Half Boston Crab	Grapple: while standing vs. running opponent	⊕+X or ⊕+A	Double Back Drop	Tag Team near opponent who is near ropes	⊕+X or ⊕+A	Double Back Body Drop	
Near head of face-down opponent		Grapple: while standing vs. running opponent	⊕+X or ⊕+A	Double Back Drop	Tag Team near opponent who is near ropes	⊕+X or ⊕+A	Double Back Body Drop	
⊕+X	Face Pound	Grapple: while standing vs. running opponent	⊕+X or ⊕+A	Double Back Drop	Tag Team near opponent who is near ropes	⊕+X or ⊕+A	Double Back Body Drop	
⊕+A	Camel Clutch	Grapple: while standing vs. running opponent	⊕+X or ⊕+A	Double Back Drop	Tag Team near opponent who is near ropes	⊕+X or ⊕+A	Double Back Body Drop	

UNDERTAKER®

Bio

It's been more than a decade of destruction since Undertaker entered WWE. In that time, the "American Bad Ass" has become one of the true legends of sports-entertainment, a name that will command as much awe in a generation as it does today. Originally known as the "Man from the Dark Side," Undertaker won his first WWE Championship in 1991. Eleven years later, the future Hall of Famer snared the title again by toppling the same opponent, the immortal Hulk Hogan. At *WrestleMania XIX*, the pair defeated the mammoth team of A-Train and Big Show, improving Undertaker's *WrestleMania* record to an amazing 11-0.

STATS

Height: 6' 10"
Weight: 328 Lbs.
From: Houston, TX
Finishing Move: Last Ride Powerbomb
Career Highlights:
 WWE Champion, WWE World Tag Team Champion, WCW Tag Team Champion, Hardcore Champion



QUESTION: True or False: Undertaker has beaten Hulk Hogan for the WWE title. (Answer at bottom of next page.)



Last Ride™ Powerbomb



Rope Walk Attack



Undertaker® Sleeper

SPECIAL MOVES

UNDERTAKER'S MOVES



Commands	Condition	Move Name
Versus Standing Opponent		
Striking		
X		Right Punch 3
△+X		Undertaker RT Uppercut
▽+X		Right Toe Kick 1
◀+X		Undertaker Right Punch
⊕+X		Big Boot
Grappling from the front		
X		Kick to Mid-Section
△+X		DDT
▽+X		Fist to Back
◀+X		Punch 3
⊕+X		Elbow 1
A		Bear Hug
△+A		Chokeslam 2
▽+A		Tombstone Piledriver
◀+A		Oklahoma Slam
⊕+A		Arm Drag
X+A		Last Ride Powerbomb
Grappling from behind		
X		Elbow to Head 2
△+X		Atomic Body Toss
▽+X		Stalling Atomic Drop
◀+X		Elbow to Head 4
⊕+X		Shinbreaker
A		Headsnap
△+A		Back Drop 3
▽+A		School Boy
◀+A		Sidewalk Slam
⊕+A		Quick Backbreaker
X+A		Undertaker Sleeper
Tag Team in front of opponent		
⊕+X or ⊕+A		Chokeslam
Tag Team surrounding opponent		
⊕+X or ⊕+A		Chop
Tag Team behind opponent		
⊕+X or ⊕+A		Double Back Drop
Versus Opponent on the Ground		
Striking		
X		Elbow Drop 1
⊕+X		Leg Drop 1
Near head of face-up opponent		
⊕+X		Side-Mounted Punch
⊕+A		Dragon Sleeper 1
Near feet of face-up opponent		
⊕+X		Thigh Kick
⊕+A		Heel Kick
Near head of face-down opponent		
⊕+X		Face Pound
⊕+A		Back-Mount Punch

Commands	Condition	Move Name
Near feet of face-down opponent		
⊕+X		Kneecrusher
⊕+A		Punches to Head
Running Moves		
Striking: running at standing opponent		
X		Flying Lariat
Striking: running at opponent on ground		
X		Leg Drop
Striking: while standing vs. running opponent		
X		Undertaker DDT
⊕		Bulldog
Grapple: running toward face of standing opponent		
A		Sidewalk Slam
Grapple: running toward back of standing opponent		
A		Chokeslam
Grapple: while standing vs. running opponent		
A		Back Elbow Strike
⊕+A		Big Boot
Leap frog		
⊕ (hold)		Clothesline
Turnbuckle Moves		
Grapple facing opponent standing in turnbuckle		
X or A		Punching from Turnbuckle
△+X or △+A		Suplex
▽+X or ▽+A		Mudhole Stomping
◀+X or ◀+A		Lariat
⊕+X or ⊕+A		Back Elbow Strike
X+A		Rope Walk Attack
Grapple behind opponent standing in turnbuckle		
X or A		Corner Pound Combo
△+X or △+A		Headcrusher
▽+X or ▽+A		Elbow to Head
◀+X or ◀+A		Corner Pound 3
⊕+X or ⊕+A		Lariat
X+A		Back Drop
Tag Team facing opponent standing in turnbuckle		
⊕+X or ⊕+A		Brainbuster
Tag Team behind opponent standing in turnbuckle		
⊕+X or ⊕+A		Back Drop
Climbing turnbuckle, opponent in ring		
⊕+X or ⊕+A		Climbing F 1

Commands	Condition	Move Name
Climbing turnbuckle, opponent outside ring		
⊕+X or ⊕+A		Climbing B
From top turnbuckle, opponent outside ring		
X or A		Double Axe Handle
From top turnbuckle, opponent in ring		
A		Knee Drop
X		Double Axe Handle
From second turnbuckle, opponent in ring		
⊕+A		Double Axe Handle
Apron and Rope Moves		
Facing opponent at ropes, both Superstars in ring		
X or A		Knuckle
△+X or △+A		Legchoke
▽+X or ▽+A		Stomping
◀+X or ◀+A		Hammer Attack
⊕+X or ⊕+A		Brainbuster 1
X+A		Piledriver
Standing on apron, facing opponent in ring near ropes		
A		Front Rope Stun Gun
Standing on apron, behind opponent in ring near ropes		
A		Sleeper Hold
Standing near ropes, facing opponent on apron		
A		Stun Gun
Flying Attack: standing near ropes, opponent outside ring		
⊕ toward rope + A		n/a
Flying Attack: running to ropes, opponent outside ring		
⊕ toward rope + A		Plancha 2
Flying Attack: standing on apron, opponent outside ring		
⊕ toward opponent + A		Double Axe Handle
Flying Attack: running along apron, opponent outside ring		
⊕ toward opponent + A		Double Axe Handle
Flying Attack: standing on apron, opponent in ring		
⊕ toward opponent + A		n/a
Attack using ropes while standing near ropes		
⊕ toward rope + A		n/a
Tag Team near opponent who is near ropes		
⊕+X or ⊕+A		Double Back Body Drop

Commands	Condition	Move Name
Special Moves		
Holding chair, facing opponent		
⊕+X		Body Stab
⊕+A		Chair Attack
Holding chair, behind opponent		
⊕+X		Stab
⊕+A		Chair Attack
Holding chair, facing opponent in turnbuckle		
⊕+X		Chair Attack
⊕+A		Chair to Back
Holding chair, behind opponent in turnbuckle		
⊕+X		Chair Attack
⊕+A		Stab
Holding chair, opponent on ropes		
⊕+X		Body Stab
⊕+A		Counter Strike
Grapple atop small ladder		
⊕+X		Suplex
⊕+A		Chokeslam
Grapple atop large ladder		
⊕+X		Suplex
⊕+A		Chokeslam
Flying attack from above vs. opponent below		
⊕ toward opponent + A		Double Axe Handle
⊕+X or ⊕+A		Chokeslam
Grapple on the edge of a cage		
⊕+X or ⊕+A		Chokeslam
Taunting		
Standing taunt		
△+B		Undertaker 3
▽+B		Undertaker 4
Taunt from top turnbuckle		
B		F Stand Up
Taunt in corner of ring		
B		Raise Arms 1
Taunt from ring apron		
△+B		Look Around
▽+B		Come Back!
Movement		
Walking		
⊕		Men Walk 1
Moving from ring to apron		
⊕ toward ring + ⊕		Normal
Entering ring from apron		
⊕ toward ring + A		Over
Running from ring to apron		
⊕ toward rope + hold A		Ring to Apron
Running from outside to ring		
⊕ toward rope + hold A		Out to Ring

ANSWER: True. 'Taker won the WWE title at Survivor Series 1992 by pinning then-champ Hulk Hogan, thanks to some help from Ric Flair.

VAL VENIS™

BIO

His firing by Raw co-General Manager Eric Bischoff may have spelled the end of Chief Morley, but *Judgment Day* represented a whole new beginning for the one and only "Big Valbowski". Aside from his superhuman libido and mastery of the double-entendre, Val Venis has also long been one of the most talented athletes in WWE. A former Intercontinental and European Champion, Venis moves with the speed and agility of a far smaller man, and can match power with virtually anyone on the Raw roster. As long as he can keep his mind off the ladies long enough to concentrate on a match, he's among the best.

STATS

Height: 6' 2"
Weight: 240 lbs.
From: Las Vegas, NV
Finishing Move: The Money Shot
Career Highlights:
 Intercontinental Champion,
 European Champion, WWE
 World Tag Team Champion



QUESTION:

Who did Val Venis beat for his two Intercontinental Championship victories? (Answer at bottom of next page.)



Fisherman Suplex



Blue Thunder



Superplex

SPECIAL MOVES



VAL VENIS™'S MOVES

Commands	Condition	Move Name	Commands	Condition	Move Name	Commands	Condition	Move Name	Commands	Condition	Move Name
Versus Standing Opponent									Special Moves		
Striking			Near feet of face-down opponent			Climbing turnbuckle, opponent outside ring			Holding chair, facing opponent		
X		Right Punch 2	⊕+X		Kneecrusher	⊕+X or ⊕+A		Climbing B	⊕+X		Body Stab
⊕+X		Low Drop Kick 1	⊕+A		Punches to Head	From top turnbuckle, opponent outside ring			⊕+A		Chair Attack
⊕+X		Right Toe Kick 1	Running Moves			Striking: running at standing opponent			Holding chair, behind opponent		
⊕+X		Right Body Punch 1	X		Flying Shoulder Attack	X or A		Diving Elbow	⊕+X		Stab
⊕+X		Short-Range Clothesline 4	Striking: running at opponent on ground			From top turnbuckle, opponent in ring			⊕+A		Chair Attack
Grappling from the front			X		Stomping	A		Money Shot	Holding chair, facing opponent in turnbuckle		
X		Punch 4	X		Neckbreaker	X		Double Axe Handle	⊕+X		Chair Attack
⊕+X		Short-Range Lariat 2	⊕		Bulldog	From second turnbuckle, opponent in ring			⊕+A		Chair to Back
⊕+X		Fist to Back	Striking: while standing vs. running opponent			Apron and Rope Moves			Holding chair, behind opponent in turnbuckle		
⊕+X		Chop 3	X		Neckbreaker	Facing opponent at ropes, both Superstars in ring			Holding chair, opponent on ropes		
⊕+X		Chop 2	⊕		Bulldog	X or A		Punch Combo	⊕+X		Body Stab
A		Suplex 1	Grapple: running toward face of standing opponent			Standing on apron, facing opponent in ring near ropes			⊕+A		Counter Strike
⊕+A		Samoan Drop	A		Back Body Drop	⊕+X or ⊕+A		Stomping	Grapple atop small ladder		
⊕+A		Small Package Hold	Grapple: running toward back of standing opponent			⊕+X or ⊕+A		DDT 1	⊕+X		Suplex
⊕+A		Neckbreaker 1	A		Spinebuster	⊕+X or ⊕+A		Hammer Attack	⊕+A		Suplex
⊕+A		Double Arm Suplex 1	Grapple: while standing vs. running opponent			⊕+X or ⊕+A		Elbow Strike 1	Grapple atop large ladder		
⊕+A		Fisherman Suplex	A		Right Toe Kick 1	X+A		Fisherman Buster	⊕+X		Arm Drag
Grappling from behind			Leap frog			Standing on apron, behind opponent in ring near ropes			⊕+A		Suplex
X		Elbow to Back 2	⊕ (hold)		Clothesline	Flying Attack: standing near ropes, opponent outside ring			Flying attack from above vs. opponent below		
⊕+X		Headsnap	Turnbuckle Moves			Standing near ropes, facing opponent on apron			⊕ toward opponent + A		Double Axe Handle
⊕+X		Back Lariat	Grapple facing opponent standing in turnbuckle			Flying Attack: running to ropes, opponent outside ring			⊕+X or ⊕+A		Knuckle
⊕+X		Elbow to Head 3	X or A		Punching from Turnbuckle	Flying Attack: standing on apron, opponent outside ring			Taunting		
⊕+X		Leg Trip	⊕+X or ⊕+A		Stomping-Choke	Flying Attack: standing on apron, opponent outside ring			Standing taunt		
A		Russian Leg Sweep	⊕+X or ⊕+A		Mudhole Stomping	Flying Attack: standing on apron, opponent outside ring			⊕+B		Morley 1
⊕+A		Back Drop 1	⊕+X or ⊕+A		Chop 1	Flying Attack: standing on apron, opponent outside ring			⊕+B		Raise Arm
⊕+A		School Boy	⊕+X or ⊕+A		Back Elbow Strike	Flying Attack: standing on apron, opponent outside ring			Taunt from top turnbuckle		
⊕+A		Back Drop 3	⊕+A		Superplex	Flying Attack: standing on apron, opponent outside ring			Taunt in corner of ring		
⊕+A		Octopus Hold	Grapple behind opponent standing in turnbuckle			Flying Attack: standing on apron, opponent outside ring			Taunt from ring apron		
⊕+A		Blue Thunder	X or A		Corner Pound Combo	Flying Attack: standing on apron, opponent outside ring			⊕+B		Morley
Tag Team in front of opponent			⊕+X or ⊕+A		Elbow to Head	Flying Attack: standing on apron, opponent outside ring			⊕+B		Clap Hand 1
⊕+X or ⊕+A		Brainbuster	⊕+X or ⊕+A		Corner Pound 2	Flying Attack: standing on apron, opponent outside ring			⊕+B		Come Back!
Tag Team surrounding opponent			⊕+X or ⊕+A		Lariat	Flying Attack: standing on apron, opponent outside ring					
⊕+X or ⊕+A		Powerbomb	⊕+X or ⊕+A		Back Elbow	Flying Attack: standing on apron, opponent outside ring					
Tag Team behind opponent			⊕+X or ⊕+A		Back Drop	Flying Attack: standing on apron, opponent outside ring					
⊕+X or ⊕+A		Double Back Drop	Tag Team facing opponent standing in turnbuckle			Flying Attack: standing on apron, opponent outside ring					
Versus Opponent on the Ground			⊕+X or ⊕+A		Brainbuster	Flying Attack: standing on apron, opponent outside ring					
Striking			⊕+X or ⊕+A		Back Drop	Flying Attack: standing on apron, opponent outside ring					
X		Stomping 1	⊕+X or ⊕+A		Back Drop	Flying Attack: standing on apron, opponent outside ring					
⊕+X		Elbow Drop 1	⊕+X or ⊕+A		Back Drop	Flying Attack: standing on apron, opponent outside ring					
Near head of face-up opponent			⊕+X or ⊕+A		Back Drop	Flying Attack: standing on apron, opponent outside ring					
⊕+X		Side-Mounted Punch	⊕+X or ⊕+A		Back Drop	Flying Attack: standing on apron, opponent outside ring					
⊕+A		Head Pound	⊕+X or ⊕+A		Back Drop	Flying Attack: standing on apron, opponent outside ring					
Near feet of face-up opponent			⊕+X or ⊕+A		Back Drop	Flying Attack: standing on apron, opponent outside ring					
⊕+X		Thigh Kick	⊕+X or ⊕+A		Back Drop	Flying Attack: standing on apron, opponent outside ring					
⊕+A		Half Boston Crab	⊕+X or ⊕+A		Back Drop	Flying Attack: standing on apron, opponent outside ring					
Near head of face-down opponent			⊕+X or ⊕+A		Back Drop	Flying Attack: standing on apron, opponent outside ring					
⊕+X		Face Pound	⊕+X or ⊕+A		Back Drop	Flying Attack: standing on apron, opponent outside ring					
⊕+A		Camel Clutch	⊕+X or ⊕+A		Back Drop	Flying Attack: standing on apron, opponent outside ring					
			⊕+X or ⊕+A		Climbing F 1	Flying Attack: standing on apron, opponent outside ring					

VICTORIA™

Bio


Victoria's in-ring Raw debut in August 2002 against Trish Stratus opened a lot of eyes, and she hasn't disappointed since. She has proven she is a force to be reckoned with in the Women's Division, highlighted by her Women's Championship victory over Trish in November of the same year.

Victoria's athleticism is one of the reasons she has become so successful in such a short period of time, but it isn't the only attribute that has catapulted her to the top. She is a visibly maniacal competitor. Her crazy actions and mad facial expressions leave many Divas questioning whether even to step in the ring with her.

She carries the same crazed attitude when dealing with her relationship with Steven Richards. While the details of their relationship are still blurry, it is clear that Victoria is the one who wears the pants.

STATS

Height: 5' 8"
From: San Bernardino, CA
Career Highlights:
Women's Champion



QUESTION: What was Victoria's first role in WWE?
(Answer at bottom of next page.)

SPECIAL MOVES



Rolling Pin



Victoria™ Moonsault



DDT 2



VICTORIA™'S MOVES

VICTORIA™

Condition	Commands	Move Name	Condition	Commands	Move Name	Condition	Commands	Move Name	Condition	Commands	Move Name
Versus Standing Opponent									Special Moves		
Striking			Near feet of face-down opponent			Climbing turnbuckle, opponent outside ring			Holding chair, facing opponent		
	X	Elbow Strike 3		ⓧ+ⓧ	Knecrusher		ⓧ+ⓧ or ⓧ+ⓐ	Climbing B		ⓧ+ⓧ	Body Stab
	ⓧ+ⓧ	Step Side Kick 3	Running Moves			From top turnbuckle, opponent outside ring				ⓧ+ⓐ	Chair Attack
	ⓧ+ⓧ	Right Toe Kick 1	Striking: running at standing opponent			X or A			Holding chair, behind opponent		
	ⓧ+ⓧ	Chop 2		X	Clothesline 1	From top turnbuckle, opponent in ring				ⓧ+ⓧ	Stab
	ⓧ+ⓧ	Right Slap	Striking: running at opponent on ground				A	Moonsault 2	Chair Attack		
Grappling from the front				X	Stomping	From second turnbuckle, opponent in ring				ⓧ+ⓐ	Chair Attack
	X	Kick to Mid-Section	Striking: while standing vs. running opponent			ⓧ+ⓐ			Holding chair, facing opponent in turnbuckle		
	ⓧ+ⓧ	Short-Range Lariat 1		X	Neckbreaker	Apron and Rope Moves				ⓧ+ⓧ	Chair Attack
	ⓧ+ⓧ	Double Axe Handle 2	Striking: while standing vs. running opponent			Facing opponent at ropes, both Superstars in ring				ⓧ+ⓐ	Chair to Back
	ⓧ+ⓧ	Chop 3		X	Bulldog	X or A			Holding chair, behind opponent in turnbuckle		
	ⓧ+ⓧ	Elbow 2	Grapple: running toward face of standing opponent			ⓧ+ⓧ or ⓧ+ⓐ			Holding chair, behind opponent in turnbuckle		
	A	Scoop Slam 1		ⓧ	Back Body Drop	ⓧ+ⓧ or ⓧ+ⓐ			Chair Attack		
	ⓧ+ⓐ	Suplex 1	Grapple: running toward back of standing opponent			ⓧ+ⓧ or ⓧ+ⓐ			Stab		
	ⓧ+ⓐ	Back Pin		A	Arm Drag 1	ⓧ+ⓧ or ⓧ+ⓐ			Body Stab		
	ⓧ+ⓐ	Chinbreaker 1	Grapple: while standing vs. running opponent			ⓧ+ⓧ or ⓧ+ⓐ			Counter Strike		
	ⓧ+ⓐ	Snapmare 1		A	Back Elbow Strike	X+ⓐ			Grapple atop small ladder		
	X+ⓐ	Chuck Side Kick	Leap frog			A			Suplex		
Grappling from behind				ⓧ	Step Drop Kick 2	A			Suplex		
	X	Back Rake 2	Turnbuckle Moves			A			Grapple atop large ladder		
	ⓧ+ⓧ	Headsnap	Grapple facing opponent standing in turnbuckle			A			Arm Drag		
	ⓧ+ⓧ	Back Lariat		X or A	Punch-Kick Combo	A			Suplex		
	ⓧ+ⓧ	Elbow to Head 3	Grapple on the edge of a cage			A			Knuckle		
	ⓧ+ⓧ	Drop Kick		ⓧ+ⓧ or ⓧ+ⓐ	Shoulder Thrusts	A			Flying attack from above vs. opponent below		
	A	Pendulum Backbreaker	Grapple atop small ladder			ⓧ+ⓧ or ⓧ+ⓐ			toward opponent + A		
	ⓧ+ⓐ	Neckbreaker		ⓧ+ⓧ or ⓧ+ⓐ	Stomping-Choke	A			Double Axe Handle		
	ⓧ+ⓐ	School Boy	Grapple on the edge of a cage			ⓧ+ⓧ or ⓧ+ⓐ			Grapple on the edge of a cage		
	ⓧ+ⓐ	Back Drop 1		ⓧ+ⓧ or ⓧ+ⓐ	Slap	A			toward opponent + A		
	ⓧ+ⓐ	Facecrusher	Grapple atop large ladder			ⓧ+ⓧ or ⓧ+ⓐ			Knuckle		
	X+ⓐ	Rolling Pin		X+ⓐ	Victoria Moonsault	A			Taunting		
Tag Team in front of opponent			Grapple behind opponent standing in turnbuckle			A			Standing taunt		
	ⓧ+ⓧ or ⓧ+ⓐ	Brainbuster		ⓧ+ⓧ or ⓧ+ⓐ	Corner Pound Combo	A			Clap Hand		
Tag Team surrounding opponent				ⓧ+ⓧ or ⓧ+ⓐ	Elbow to Head	A			Divas		
	ⓧ+ⓧ or ⓧ+ⓐ	Slap	Grapple on the edge of a cage			A			Taunt from top turnbuckle		
Tag Team behind opponent				ⓧ+ⓧ or ⓧ+ⓐ	Headcrusher	A			F Stand Up		
	ⓧ+ⓧ or ⓧ+ⓐ	Double Back Drop	Grapple atop small ladder			A			Taunt in corner of ring		
Versus Opponent on the Ground				ⓧ+ⓧ or ⓧ+ⓐ	Lariat	A			Raise Arms 2		
Striking				ⓧ+ⓧ or ⓧ+ⓐ	Back Elbow	A			Taunt from ring apron		
	X	Stomping 1	Grapple atop large ladder			A			Clap Hand 2		
	ⓧ+ⓧ	Elbow Drop 1		X+ⓐ	Back Drop	A			Come Back!		
Near head of face-up opponent			Grapple on the edge of a cage			A			Movement		
	ⓧ+ⓧ	Side-Mounted Punch		ⓧ+ⓧ or ⓧ+ⓐ	Back Drop	A			Walking		
	ⓧ+ⓐ	Head Pound	Grapple atop small ladder			A			Women Walk		
Near feet of face-up opponent				ⓧ+ⓧ or ⓧ+ⓐ	Brainbuster	A			Moving from ring to apron		
	ⓧ+ⓧ	Thigh Kick	Grapple on the edge of a cage			A			toward ring + ⓧ		
	ⓧ+ⓐ	Half Boston Crab		ⓧ+ⓧ or ⓧ+ⓐ	Back Drop	A			Women		
Near head of face-down opponent			Grapple atop large ladder			A			Entering ring from apron		
	ⓧ+ⓧ	Face Pound		ⓧ+ⓧ or ⓧ+ⓐ	Back Drop	A			toward ring + A		
	ⓧ+ⓐ	La Magistral	Grapple on the edge of a cage			A			Women		
				ⓧ+ⓧ or ⓧ+ⓐ	Climbing B	A			Running from ring to outside		
				ⓧ+ⓧ or ⓧ+ⓐ	Climbing B	A			toward rope + hold A		
				ⓧ+ⓧ or ⓧ+ⓐ	Climbing B	A			Ring to Outside		
				ⓧ+ⓧ or ⓧ+ⓐ	Climbing B	A			Running from outside to ring		
				ⓧ+ⓧ or ⓧ+ⓐ	Climbing B	A			toward rope + hold A		
				ⓧ+ⓧ or ⓧ+ⓐ	Climbing B	A			Out to Ring		

ANSWER: Victoria was one of The Godfather's "hos" in her first WWE appearances. In fact, she was caught in the shower with Eddie Guerrero by his then-girlfriend, Chyna, which led to their breakup.

WILLIAM REGAL™

Bio

When William Regal joined WWE in September 2000, he came as a goodwill ambassador from his homeland of Great Britain. He wanted to show Americans how to act like upstanding citizens, and he let everyone know how appalled he was at the low level of class Americans displayed.

In March 2001, his goodwill won over Mr. McMahon, and Regal was handed the title of WWE Commissioner. For months, with his houseboy Tajiri as his loyal servant, Commissioner Regal won over the fans by being a leader for the WWE against the Alliance. In October 2001, however, Regal decided to turn his back on the WWE, and joined the Alliance. Linda McMahon immediately fired Regal as WWE Commissioner, and, in turn, Shane and Stephanie crowned Regal as the first-ever Commissioner of the Alliance.

After the fall of the Alliance at *Survivor Series 2007*, Regal did the unthinkable. He kissed Mr. McMahon's naked backside on national television to get his job back! Fans still laugh at recalling Regal's humiliation at the hands of the WWE owner. But Regal's in-ring success is no laughing matter. The U.K. native is a multi-time champion, and employs one of the most painful maneuvers in the mat game today—the Regal Stretch.

STATS

Height: 6' 2"
Weight: 245 lbs.
From: Blackpool, England
Finishing Move: Regal Stretch

Career Highlights:
 Intercontinental Champion,
 European Champion, WWE
 World Tag Team Champion,
 WWE Commissioner, Alliance
 Commissioner, WCW
 Television Champion



QUESTION: What illegal weapon does William Regal use to give his Power of the Punch its devastating impact?

(Answer at bottom of next page.)



Arm Wrench Neckbreaker



Power of the Punch™



Piledriver

SPECIAL MOVES



WILLIAM REGAL™'S MOVES

WILLIAM REGAL™

Condition	Commands	Move Name	Condition	Commands	Move Name	Condition	Commands	Move Name
Versus Standing Opponent						Special Moves		
Striking			Near feet of face-down opponent			Holding chair, facing opponent		
	X	Overhand Palm Strike 2		⊕+X	Kneecrusher		⊕+X	Body Stab
	⊕+X	Elbow Strike 1		⊕+A	Regal Stretch		⊕+A	Chair Attack
	⊕+X	Right Toe Kick 1	Running Moves			Holding chair, behind opponent		
	⊕+X	Regal Left Punch	Striking: running at standing opponent				⊕+X	Stab
	⊕+X	Right Punch 2		X	Clothesline 1		⊕+A	Chair Attack
Grappling from the front			Striking: running at opponent on ground			Holding chair, facing opponent in turnbuckle		
	X	Upper Elbow 2		X	Stomping		⊕+X	Chair Attack
	⊕+X	Knee & European Uppercut	Striking: while standing vs. running opponent				⊕+A	Chair to Back
	⊕+X	Double Knee Strike		X	Neckbreaker	Holding chair, behind opponent in turnbuckle		
	⊕+X	Eye Rake 2		⊕	Leg Trip		⊕+X	Chair Attack
	⊕+X	Kick to Groin	Grapple: running toward face of standing opponent				⊕+A	Stab
	A	Suplex 1		A	Back Body Drop	Holding chair, opponent on ropes		
	⊕+A	Armbreaker	Grapple: running toward back of standing opponent				⊕+X	Body Stab
	⊕+A	Small Package Hold		A	Legscissors		⊕+A	Counter Strike
	⊕+A	Tiger Driver	Grapple: while standing vs. running opponent			Grapple atop small ladder		
	⊕+A	Tackle		A	Back Elbow Strike		⊕+X	Suplex
	⊕+A	Arm Wrench Neckbreaker	Leap frog				⊕+A	Suplex
Grappling from behind			Clothesline			Grapple atop large ladder		
	X	Elbow to Back 2	Turnbuckle Moves				⊕+X	Arm Drag
	⊕+X	Headsnap	Grapple facing opponent standing in turnbuckle				⊕+A	Suplex
	⊕+X	Back Lariat		X or A	Shove 1	Flying attack from above vs. opponent below		
	⊕+X	Elbow to Head 3		⊕+X or ⊕+A	Stomping-Choke		⊕ toward opponent + A	Double Axe Handle
	⊕+X	Back Rake 2		⊕+X or ⊕+A	Mudhole Stomping	Grapple on the edge of a cage		
	A	Cobra Twist		⊕+X or ⊕+A	Shove 2		⊕+X or ⊕+A	Knuckle
	⊕+A	Russian Leg Sweep		⊕+X or ⊕+A	Back Elbow Strike	Taunting		
	⊕+A	Half Nelson Suplex		X+A	Superplex	Standing taunt		
	⊕+A	German Suplex 3	Grapple behind opponent standing in turnbuckle				⊕+B	Regal 3
	⊕+A	Bulldog		X or A	Corner Pound Combo		⊕+B	Regal 4
	⊕+A	Power of the Punch		⊕+X or ⊕+A	Elbow to Head	Taunt from top turnbuckle		
Tag Team in front of opponent				⊕+X or ⊕+A	Headcrusher		B	F Stand Up
	⊕+X or ⊕+A	Brainbuster		⊕+X or ⊕+A	Corner Pound 2	Taunt in corner of ring		
Tag Team surrounding opponent				⊕+X or ⊕+A	Back Elbow		B	Raise Arms 1
	⊕+X or ⊕+A	Chop		X+A	Back Drop	Taunt from ring apron		
Tag Team behind opponent				X or A	Elbow to Head		⊕+B	Regal
	⊕+X or ⊕+A	Double Back Drop	Tag Team facing opponent standing in turnbuckle				⊕+B	Come Back!
Versus Opponent on the Ground			Tag Team behind opponent standing in turnbuckle			Movement		
Striking			Climbing turnbuckle, opponent in ring			Walking		
	X	Stomping 1		⊕+X or ⊕+A	Climbing B		⊕	Men Walk 1
	⊕+X	Knee Drop	From top turnbuckle, opponent outside ring				⊕	Moving from ring to apron
Near head of face-up opponent				X or A	Double Axe Handle		⊕ toward ring + ⊕	Normal
	⊕+X	Side-Mounted Punch	From top turnbuckle, opponent in ring				⊕	Entering ring from apron
	⊕+A	Neckchoke		A	Double Axe Handle		⊕ toward ring + A	Apron to Ring
Near feet of face-up opponent			From second turnbuckle, opponent in ring				⊕	Running from ring to apron
	⊕+X	Thigh Kick		⊕+A	Double Axe Handle		⊕ toward rope + hold A	Ring to Apron
	⊕+A	Half Boston Crab	Apron and Rope Moves				⊕	Running from outside to ring
Near head of face-down opponent			Facing opponent at ropes, both Superstars in ring				⊕ toward rope + hold A	Out to Ring
	⊕+X	Face Pound		X or A	Elbow Strike Combo 2			
	⊕+A	Camel Clutch		⊕+X or ⊕+A	Stomping			
				⊕+X or ⊕+A	Legchoke			
				⊕+X or ⊕+A	Hammer Attack			
				⊕+X or ⊕+A	Elbow Strike 1			
				X+A	Piledriver			
			Standing on apron, facing opponent in ring near ropes					
				A	Front Rope Stun Gun			
			Standing on apron, behind opponent in ring near ropes					
				A	Sleeper Hold			
			Standing near ropes, facing opponent on apron					
				A	Stun Gun			
			Flying Attack: standing near ropes, opponent outside ring					
				⊕ toward rope + A	n/a			
			Flying Attack: running to ropes, opponent outside ring					
				⊕ toward rope + A	n/a			
			Flying Attack: standing on apron, opponent outside ring					
				⊕ toward opponent + A	Double Axe Handle			
			Flying Attack: running along apron, opponent outside ring					
				⊕ toward opponent + A	Double Axe Handle			
			Flying Attack: standing on apron, opponent in ring					
				⊕ toward opponent + A	n/a			
			Attack using ropes while standing near ropes					
				⊕ toward rope + A	n/a			
			Tag Team near opponent who is near ropes					
				⊕+X or ⊕+A	Double Back Body Drop			

ANSWER: William Regal keeps a set of brass knuckles in his trunks to KO his opponents when the referee's back is turned.