

RUN

April 1986 A CWC/I Publication

**POWER UP
YOUR HOME**
FOR SECURITY,
SAVINGS AND
CONVENIENCE



LOAD AND RUN
YOUR PROGRAMS
IN A SINGLE
KEYSTROKE!

ADD FOUR SUPER
UTILITIES TO YOUR
CP/M LIBRARY

SING ALONG
WITH YOUR C-64

PLUS:
—RUN Script, Part II
—Terminal Programs Explained



**New toll free number:
1-800-541-1541**



KEY MASTER

One of the easiest-to-use, most powerful disk backup program ever written for the 64. Working with the 1541 or the 1571 KEYMASTER is like getting two copy programs for the price of one. Its main feature comes with 50 keys that unlocks protected disks by ELIMINATING the protection scheme originally written on the disk.

Once one of the KEYMASTER'S KEYS has unlocked a disk, the program can generally be **FILE COPIED** onto another disk (also making the program compatible with non-1541 drives.)

In addition to the UNLOCKING KIT it contains a powerful yet easy to use general purpose copier for the programs not listed as a key.

With One 1541:

- **FAST FILE COPIER** - up to 5 times faster!
- **FAST** full protected - disk GCR nibble copier works in only 75 seconds!
- **FAST** full unprotected - disk copier.
- **FAST** 10 second disk formatter.

With Two 1541:

- **FAST** file copier - up to 6 times faster!
- **FAST** full protected - disk GCR nibble copier works in only 37 seconds!
- **FAST** full unprotected - disk copier.
- **50 KEYS** for popular programs will be provided on the first KEYMASTER disk. Frequent updates of 25 to 50 additional KEYS will be available periodically. (No original disk return required for updates!)


ALL OF THIS AT THE RIGHT PRICE! ONLY —

\$29.95 for KEYMASTER

\$10.00 for update disks

KEYMASTER created by Jim Drew

**New toll free number:
1-800-541-1541**



MAGNUM LOAD BLOWS THE OTHERS AWAY!

ATTENTION 1541 AND MSD OWNERS!

- MAGNUM LOAD will LOAD and VERIFY programs up to **6 TIMES FASTER** than before. It is a new replacement KERNAL (operating system) ROM chip for your Commodore 64 or 128 computer.
- A high-speed loader, high-speed verify, disk drive no head-rattle routine (1541 drive) and a BASIC UNNEW ROUTINE (MSD drive) have replaced the Datasette tape routines.
- The first program on a disk may be loaded and run by pressing only two keys (SHIFT/RETURN).
- Unlike the older, cartridge-style fast loaders, no ports are tied up at the rear of your computer, the screen is not blacked out during loading and there is no wear-and-tear on the game port.
- For maximum convenience and performance, MAGNUM LOAD is installed DIRECTLY in the circuit board. Generally, a socket has already been provided to make the operation easy, but occasionally some soldering may be required.
- Now you can give your 1541 disk drive 1571 speed!

The chart below compares ACTUAL, MEASURED loading times.

PROGRAM	STAR DOS	REGULAR LOAD	MACH 5	FAST LOAD	MAGNUM LOAD
Pinpoint II (EPYX)	?	144 sec	43 sec	41 sec	31 sec
Music Shop (BRODERBUND)	?	105 sec	105 sec*	105 sec*	21 sec
Hitchhiker's Guide to the Galaxy (INFOCOM)	?	70 sec	70 sec*	**	68 sec*
On-field Football (GAMESTAR)	?	159 sec	66 sec	63 sec	56 sec
EASY FINANCE I (COMMODORE)	?	58 sec	13 sec	13 sec	11 sec

* = Will not fast load — defaulted back to regular load.

** = Failed to load at all.

FIVE VERSIONS OF MAGNUM LOAD ARE AVAILABLE TO FIT ANY NEED.

VERSION	APPLICATION	PRICE
A	C64 computer and one 1541 drive	\$24.95
B	C64 and one MSD drive (single or dual)	\$24.95
C	C64, one 1541 drive AND one MSD drive (switchable)	\$29.95
D	C128 computer and one 1541 drive***	\$24.95
E	C128 and one MSD drive (single or dual)***	\$24.95

*** = Fully compatible with 128 & CP/M modes. Cartridge versions MUST be UNPLUGGED to access 128 & CP/M modes!

ORDER THE VERSION YOU NEED NOW!

MAGNUM LOAD created by Jim Drew

C64, C128, 1541, 1571 and Datasette TM Commodore; MSD TM Micro Systems Development; MACH 5 TM ACCESS; FAST LOAD TM EPYX; STAR DOS TM Star Point

THE SHADOW**\$89.95**

Shadow is a new and revolutionary piece of hardware that is used to duplicate even the most protected software. Fitting inside the disk drive (no soldering required), SHADOW takes complete control of all functions giving near 100% copies.

Being the best utility available today, it will even copy the other copy programs.

Because of the Shadow's unique abilities, we feel DOS protection is a thing of the past.



MegaSoft

LTD

***HACKER PACKAGE \$39.95**

Shadow a disk while it loads, then read an exact list of:

- Track, sector, ID, check sum, drive status
 - High and low track limits
 - Density use on each track
 - Half tracks that are used
 - Command recorder shows commands that were sent to 1541 while program was loading
 - RAM recorder records custom DOS
- Shadow-scan any disk, then read exact list of:
- Valid tracks, half tracks, partial tracks and segments
 - Sync mark link, header block links and data block links
 - Track to track synchronization

Exclusive snap shot recorder will give you an exact copy of the 1541 RAM and can be viewed, saved or printed. Plus many more features included.

*Requires Shadow

GT PACKAGE*\$44.95**

Highly sophisticated and integrated piece of hardware that turns you 1541 into something you've always wanted.

- Track and sector display
- Drive reset switch
- Device number change
- Half track indicator
- Abnormal bit density indicator
- Shadow on-off indicator


The Shadow display will give you an accurate display of precisely what track you are accessing during a normal load even if the program does a read past track 35.

*Requires Shadow



Order by phone 24 hrs./7 days or send cashier's check/money order payable to MegaSoft. Visa, MasterCard include card number and expiration date. Add \$3.50 shipping/handling for continental U.S., \$5.50 for UPS air. CODs add \$7.50, Canada add \$10.00. Other foreign orders add \$15.00 and remit certified U.S. funds only. Distributors invited and supported.

P.O. Box 1080 • Battle Ground, Washington 98604
 1-800-541-1541
 Canadian/Foreign Orders Call
 (206) 687-5205



1541




COMPUTER CENTERS
OF AMERICA



Means *Low* Distributor Selection of Computer

commodore



commodore
128
PERSONAL COMPUTER
\$265


•Including: Shipping, Handling and Insurance—No Extra Charges



commodore
1571 DISC DRIVE
\$249

•Including: Shipping, Handling and Insurance—No Extra Charges

SP-1000
BUILT-IN COMMODORE INTERFACE
2 YR WARRANTY
\$189⁹⁵
SEIKOSHA
SPECIAL INTRODUCTORY PRICE
LIMITED TIME ONLY



commodore
1902 MONITOR
CALL FOR
PRICE



commodore
64 PACKAGE
INCLUDES:
•Commodore 64 Computer
•Commodore 1541 Disc Drive
•A Color Monitor with Cables
CALL FOR PRICE

Goldstar
13" COLOR COMPOSITE
MONITOR
•Cables included •1 Yr. Mfr. Warranty
\$124⁹⁵



WICO JOYSTICKS

The Boss 3-Way
\$12⁸⁸ **\$19⁸⁸**
AND MORE!

JOYSTICKS
Professional
Joystick

GIM
•2 Fire Buttons •Contoured Handle
•Lifetime Guarantee •Comparable to 3-Way



\$9⁹⁵


INTERFACES



Teleys Turbopoint GT
Prints Enhanced
Graphics \$59⁹⁵
Cardco G + ... Call for Price
Microworld .. Call for Price
PPI \$44⁹⁵
Xelex-Super Graphics Sr. \$69⁹⁵
Xelex-Super Graphics Jr. \$49⁹⁵

**PRINTER
SPECIALS** WHILE
FROM CCA THEY LAST
GEMINI STAR 10X 
\$149
STAR POWER TYPE
•Letter Quality
•18 CPS
•13" Carriage
with Comm.
Interface. **\$259⁹⁵**
BEST BUY SPECIAL

**CMS FOR 128 Commodore
PERSONAL COMPUTER
SPREAD SHEET
BOOK PACKAGE**
\$139⁹⁵



IN NEW YORK STATE CALL TOLL FREE
1-800-221-2760 or 516-349-1020

OR WRITE: COMPUTER CENTERS OF AMERICA,
81 TERMINAL DRIVE, PLAINVIEW, NY 11803

1-800-631-1003

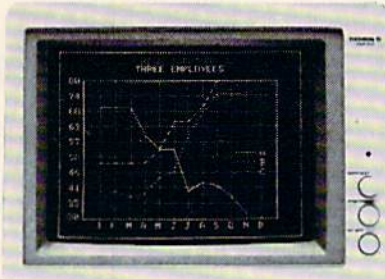
1-800-548-0009

Prices On A Vast Accessories

14" Color RGB Monitor

THOMSON 

A sight for sore eyes.



RGB AND COLOR COMPOSITE

\$249⁹⁵

SPECIAL INTRODUCTORY PRICE

Dear Valued Customer:

WE'VE DONE IT AGAIN!

Found a product which provides the best price/performance. The product? The Thomson 14" RGB COLOR MONITOR with all the specs you want.

- * 14" RGB Color Monitor with sound
- * Color Composite
- * Switchable to Green Screen
- * 8 PIN Color Composite Cable
- * RGB Cable
- * 1 Year Warranty
- * Includes Commodore Compatible Cables

Call us today!

Sincerely,

CCA



DISKETTES

- Nashua \$8⁹⁵
- Scotch \$11⁹⁵
- Maxell \$11⁹⁵
- Memorex \$8⁹⁵*
- BASF \$8⁹⁵

*After \$3 Rebate

Paperback Writer 128



Professional Word Processor for the Commodore 128
\$24⁹⁵

MEMOREX SPECIAL WORK STATION



Regular Price 29⁹⁵
Factory Rebate 5⁰⁰
YOUR COST \$24⁹⁵
•20 Disks •Disk Case

EPYX

BUSINESS SOFTWARE FOR 128 COMMODORE COMPUTER

39⁹⁵ 29⁹⁵

MICROSOFT MULTI PLANNER PROGRAMMER'S BASIC TOOL KIT

CALL FOR PRICES

EPYX


YOUR CHOICE



\$19⁹⁵

- | | |
|--------------------------------|----------------------|
| Kronis Rift - Lucas Games | Temple of Asphai |
| Eidolon - Lucas Games | Trilogy |
| Ballblazer - Lucas Games | Jet Combat |
| Rescue Fractalus - Lucas Games | Simulator |
| Fastload | GI Joe |
| Wintergames | Summer Games I or II |
| Hot Wheels | Barbie |
| | Baseball |

commodore



- | | |
|-------------------------------|---------|
| Assembler-D | \$27.95 |
| Easy Finance I, II, III, IV-D | \$19.95 |
| Easy Calc-D | \$64.95 |
| Easy Script-D | \$39.95 |
| Easy Spell-D | \$19.95 |
| Logo-D | \$49.95 |
| The Manager-D | \$37.95 |
| General Ledger | \$37.95 |
| Accts. Rec.-D | \$37.95 |
| Accts. Pay.-D | \$37.95 |
| Magic Desk-D | \$52.95 |
| Silent Butler | \$24.95 |
| Sky Travel | \$27.00 |

PROFESSIONAL

Fleet System 2

The Largest Spell Checker Available For Your Computer
90,000 Words on C-64/128
70,000 Words on Atari

\$59⁹⁵



penguin software™

- | | |
|-----------------------------------|---------|
| Quest | \$19.99 |
| Transylvania | \$19.99 |
| Sword of Kadash | \$19.99 |
| Zyphus | \$19.99 |
| Graphics Magician Picture Painter | \$21.99 |

WE'RE PROUD OF OUR PRICES— SATISFACTION GUARANTEED

1-800-548-0009

Check, Money Order, MC or VISA accepted. No additional charge for MasterCard and Visa. Call for shipping and handling information / NYS residents add applicable sales tax / Prices and availability are subject to change without notice / All factory fresh merchandise with manufacturer's warranty. Dealers Welcome. Call for recent price reductions and new rebate information. Plus shipping and handling. No returns without return authorization number.



COMPUTER

COMPUTER CENTERS OF AMERICA
81 TERMINAL DRIVE,
PLAINVIEW, NY 11803

FEATURES

22 HOME SWEET HOME CONTROL

Two home-control packages that can make your life more convenient.

By Christine and John Adamec

30 SONGFEST

This multifunctional music editor lets you take full advantage of your SID chip.

By Joe Kaczynski

42 RUN SCRIPT 64, PART 2

Give RUN Script 64 new muscles by adding these programs that let you access your printer's codes and customize this word processor.

By Robert Rockefeller

53 SHOPPER'S GUIDE TO CP/M PROGRAMS

Those of you just starting to build your CP/M public domain library will appreciate these utilities that help you save disk space and on-line time.

By Cheryl Peterson

60 C-128 AUTOMENU

Loading and running C-128 programs has never been easier.

By David Darus and Louis Wallace

66 AUTOMENU

Simplify disk operations by loading C-64 programs with a single keystroke.

By Joe W. Roche

72 AUTOMATIC LINE NUMBERS

Save yourself the time and tedium required to type in program line numbers.

By Michael Broussard

76 AUTOBOOT

Run your Basic and machine language programs effortlessly.

By Doug Smoak

82 1541 NUMBER CHANGER

You need only a sharp knife and a steady hand to change your disk drive device number with this simple hardware construction project.

By Larry Cotton


Cover photograph by Edward Judice




Page 22

RUN (ISSN 0741-4285) is an independent journal not connected with Commodore Business Machines, Inc. *RUN* is published monthly by CW Communications/Peterborough, Inc., 80 Pine St., Peterborough, NH 03458. U.S. subscription rates \$19.97, one year; \$29.97, two years; \$41.97, three years. Canada and Mexico \$22.97, one year. U.S. funds drawn on U.S. bank. Foreign \$39.97, one year, U.S. funds drawn on U.S. bank. Foreign air mail subscriptions—please inquire. Second class postage paid at Peterborough, NH, and at additional mailing offices. (Canadian second class mail registration number 9565.) Phone: 603-924-9471. Entire contents copyright 1986 by CW Communications/Peterborough, Inc. No part of this publication may be printed

or otherwise reproduced without written permission from the publisher. Programs published in this magazine are for the personal use of the reader; they may not be copied or distributed. **Postmaster:** send address changes to *RUN*, Subscription Services, PO Box 954, Farmingdale, NY 11737. (Send Canadian changes of address to *RUN*, PO Box 1051, Fort Erie, Ontario, Canada L2A 5N8.) Nationally distributed by International Circulation Distributors. *RUN* makes every effort to assure the accuracy of articles, listings and circuits published in the magazine. *RUN* assumes no responsibility for damages due to errors or omissions.



DEPARTMENTS



Page 42

6 RUNNING RUMINATIONS

8 MAGIC
The original column of tips that let you perform Commodore computing wizardry.

12 SOFTWARE GALLERY
The Management Edge Newsroom
Word Pro 128
Sylvia Porter's Your Personal Financial Planner
Silent Service

84 BASICALLY SPEAKING
Exploration of Basic programming fundamentals.

88 TELECOMPUTING WORKSHOP
Advice and answers to your questions on modems, terminal programs, on-line networks, bulletin boards, and more.

92 THE RESOURCE CENTER
Word processing is the topic of this month's education column.

101 CHECKSUMS FOR 1985 PROGRAMS
We cover July programs this month.


104 COMMODORE CLINIC
Got a problem or question related to Commodore computing? This monthly column provides the answers.

107 MAIL RUN

108 NEW PRODUCTS RUNDOWN


110 HOW TO TYPE IN LISTINGS

112 COMING ATTRACTIONS



Page 30

RUNNING RUMINATIONS



Policy on Published Programs

User's group presidents and program directors across the country are grappling with the problem of formulating club policy regarding the club's use of programs published in computer magazines. I've responded to many such inquiries about *RUN*'s policy. With each letter I receive, I'm encouraged that users are concerned about adhering to the copyright law in this matter.

The law is specific: Copyrighted programs in magazines are protected from unauthorized copying and distribution, unlike public domain programs, which anyone may copy and distribute. While the policy regarding the use of published programs may vary from magazine to magazine, all published programs are covered by this copyright law.

Confusion arises when magazines decide not to protect their copyright. For example, one computer magazine states that their programs "are in the public domain; free to copy (give away), not to sell."

I'd like to clear up a couple of misconceptions about *RUN*'s policy:

1. When a published program is manually typed into an individual's computer, it does not enter the public domain and cannot be reproduced with impunity.
2. Even if he or she receives no monetary consideration, a computerist may not legally distribute that typed-in program to others.

Simply put, *RUN*'s policy is to retain our copyright to the programs we publish; they are for the personal use of the reader and may not be copied and distributed.

As a service to its readers, *RUN* offers its published programs on disk in Re*RUN*. We hope that you will avail yourselves of this service, rather than seek out software libraries which may illegally make *RUN* programs available.

Magic Moves

According to reader surveys, the Magic column is certainly one of the most-read features of *RUN*; it has become, perhaps, one of the most popular columns in

any computer publication. Its success can be directly attributed to the high quality of submissions from *RUN*'s inventive and imaginative readers.

Effective immediately, all submissions, comments, questions and any other correspondence regarding Magic should be addressed to:

Magic
RUN Magazine
80 Pine St.
Peterborough, NH 03458

Other Commodore-specific publications have tried to duplicate the success of Magic, but the number and usefulness of the tricks published in Magic cannot be matched.

RUN devotes more pages each issue to reader-submitted hints and tips than any other magazine. Moreover, both last year and this, *RUN* has produced a special issue containing over 500 Magic tricks.

Whether you're a beginning or advanced computerist, you'll find information you can use in this tightly packed column. The value of Magic lies mainly in its immediacy. The programs are short, so you can quickly type them in and see the results.

The Magic column has been responsible for giving new life to the C-64 and for introducing thousands of readers to the features of the C-128.

If you are a first-time reader of *RUN* (and this month *RUN* welcomes over 68,000 new readers), be sure to turn to the Magic column—the original column of reader-submitted hints and tips for Commodore users—and enter the "magical" world of Commodore computing. **db**

New Bulletin Board Number

The *RUN* technical and editorial offices have recently changed locations, necessitating new phone lines and a new phone number for the *RUN*ning Board. We invite you to give us a call at the new number, 603-924-9704, to find out the latest information about *RUN* magazine and the Commodore industry.

PUBLISHER
Stephen Twombly

EDITOR-IN-CHIEF
Dennis Brisson
MANAGING EDITOR/PRODUCTION
Swain Pratt
COPY EDITOR
Marilyn Annucci
REVIEW EDITOR
Susan Tanona

NEW PRODUCTS EDITOR
Harold Bjornsen

TECHNICAL MANAGER
Margaret Morabito
TECHNICAL EDITOR
Timothy Walsh

ASSOCIATE EDITORS
Louis F. Sander, Jim Strasma

ADVERTISING SALES MANAGER
Stephen Robbins

SALES REPRESENTATIVES
Ken Blakeman, Nancy Potter
AD COORDINATOR
Heather Paquette
1-800-441-4403

MARKETING COORDINATOR
Wendie Haines

WEST COAST SALES
Giorgio Saluti, manager
1-415-328-3470

1060 Marsh Road
Menlo Park, CA 94025

ART DIRECTOR
Glenn Suokko
PRODUCTION/ADVERTISING SUPERVISOR
Rosalyn Scribner
EDITORIAL DESIGN
Anne Dillon
Karla M. Whitney

PRESIDENT/CEO
James S. Povec
VICE-PRESIDENT/FINANCE
Roger Murphy
**VICE-PRESIDENT OF PLANNING
AND CIRCULATION**
William P. Howard
BUSINESS MANAGER
Matt Smith
EXECUTIVE CREATIVE DIRECTOR
Christine Destrempe

CIRCULATION MANAGER
Frank S. Smith
DIRECT MARKETING MANAGER
Bonnie Welsh
SINGLE COPY SALES MANAGER
Linda Ruth
TELEMARKETING MANAGER
Raino Wirein
AUDITS AND STATISTICS MANAGER
Susan Hanshaw

SPECIAL PRODUCTS DIRECTOR
Jeff DeTray
SPECIAL PRODUCTS MANAGER
Craig Pierce

GRAPHIC SERVICES MANAGER
Dennis Christensen
TYPESETTING SUPERVISOR
Linda P. Canale
TYPESETTER
Doreen Means

MANUFACTURING MANAGER
Susan Gross
DIRECTOR OF CREDIT SALES & COLLECTIONS
William M. Boyer
FOUNDER
Wayne Green

BIG SAVINGS ON LIMITED SUPPLY OF COMMODORE PLUS/4™ COMPUTERS AND FAMOUS BRAND DISK DRIVES

**INCLUDES
BUILT-IN
SOFTWARE**
for word processing,
file management,
spreadsheets
and 128 color graphics!
Ideal for home or business!
Perfect for programmers!



Commodore® designed Plus/4™ for small businesses and programmers... then made it VERY EASY for novices to learn and use. For programmers, this machine has easy-to-use powerful commands and 60K of usable memory. And you can hook up as many as four disk drives.

FOUR highly popular programs are BUILT-INTO the machine. And they quickly interact with each other! Use the FILE MANAGEMENT program for mailing lists, inventories, personal or business files, etc. Write and edit letters, reports, student papers with the WORDPROCESSOR before final printout.

Do the books, budgets, sales forecasts, profit/loss statements, etc., with SPREADSHEET program. Every time you change a number, Plus/4™ immediately recalculates entire spreadsheet. Combine the calculations with WORDPROCESSOR text.

Use GRAPHICS program to draw simple or complex shapes. GRAPHICS works with

SPREADSHEET or WORDPROCESSOR, so you can display calculations in up to 128 colors... or include graphics in your text.

Touch a key to go from one built-in program to another. Additional software is available for a variety of businesses or personal uses. Games available, too!

ADDITIONAL FEATURES: Data base of 99 records. Computer holds 99 lines of text before it must be transferred to disk drive for storage. Excellent terminal for use with modem. Split screen and windowing capabilities. Compatible with all Commodore® hardware except joystick and dataset. NOT compatible with C64 software.


Includes Commodore® warranty.

Mfr. List: \$299.00 **\$79**
Closeout Price
Item H-1042-5035-001 Ship, handling: \$8.00

DISK DRIVE (Compatible with Plus/4™)

A famous U.S. brand, but we're not permitted to print the name. Factory reconditioned and warranted. Intelligent, high-speed. 2K RAM, 16K ROM. Maximum storage of 170K formatted data; 35 tracks. Uses 5 1/4" floppy diskette; single sided, single density (double density can be used, but not needed). Serial interface. Second serial port for chaining second drive or printer. Data transfer rate of 400 bps. Compatible with C64, VIC 20, SX64, Educator 64, C16 and Plus/4™.

Mfr. List When New: \$269.00 **\$149**
Closeout Price
Item H-1042-3553-013 Ship, handling: \$8.00



Credit card customers can order by phone, 24 hours a day, 7 days a week.



Toll-Free: 1-800-328-0609

Your check is welcome!
No delays in orders paid by check.

Sales outside continental U.S. are subject to special conditions. Please call or write to inquire.

**C.O.M.B.
DIRECT MARKETING CORP.**

Authorized Liquidator
14605 28th AVENUE NORTH
MINNEAPOLIS, MN 55441-3397

C.O.M.B. Direct Marketing Corp. Item H-1042
14605 28th Ave. N./Minneapolis, MN 55441-3397

Send ___ Commodore® Plus/4™ Computer(s) Item H-1042-5035-001 at \$79 each plus \$8 each for ship, handling.
Send ___ Disk Drive(s) Item H-1042-3553-013 at \$149 each plus \$8 each for shipping, handling.

(Minnesota residents add 6% sales tax. Allow 3-4 weeks for delivery. Sorry, no C.O.D. orders.)

My check or money order is enclosed. (No delays in processing orders paid by check, thanks to TeleCheck.)

Charge to my: MasterCard VISA®

Acct. No. _____ Exp. / _____

PLEASE PRINT CLEARLY

Name _____

Address _____


City _____

State _____ ZIP _____

Phone (____) _____

Sign Here _____

MAGIC



Compiled by *LOUIS F. SANDER*

MAGIC is tricks, MAGIC is fun. MAGIC is doing what cannot be done.

Every month, *Magic* brings you brief and useful computer tricks from around the world—tricks to make computing easier, more enjoyable or more exciting. We number our tricks in hex, the counting system of sorcerers and computerists.

Magic solicits your simple hardware ideas, short programs, useful programming techniques, little-known computer facts and similar items of interest. We look for new or recycled material that can be implemented with a minimum of time, effort or theoretical knowledge and that is of current value to Commodore computerists (Plus/4 and C-16 owners, too). *RUN* will pay up to \$50 for each trick accepted.

Send your tricks to:

MAGIC
RUN Magazine
80 Pine St.
Peterborough, NH 03458

If you enclose a self-addressed stamped envelope, we'll send you a *Trick Writer's Guide*. Readers outside the United States may omit the stamp.

Welcome once again to *Magic*. Our April alchemy includes an Easter Bunny game, a joke for April Foolers and a delicious diversity of daringly dazzling delights. Your fellow readers have sent their best work to us, in hopes that it will be helpful to you. So, enjoy your friends' enhancements, applaud your fellows' amusements and use your colleagues' utilities. If there's a good trick up your own sleeve, write it down and send it in.

\$2CC Star SG-10 special mode—This popular printer has an undocumented mode in which it prints everything sent to it as hex digits, much like a machine language monitor. The mode is useful in debugging faulty print routines, since it lets you see exactly what the printer is receiving, control sequences and all.

To activate the Hex mode, turn your printer off, then press both the formfeed (FF) and linefeed (LF) buttons. Turn the power on, keeping these buttons pressed until the printer's beeper sounds. Release the buttons, and your printer will be in Hex mode until it is either re-initialized or powered down.

James Judd
Ballwin, MO

\$2CD Modem cable tip—I used to connect my modem by disconnecting the telephone handset cable at the handset, then plugging it into the modem. It was always hard to get to the modem, which was out of the way behind my computer. To make things easier, I bought a coiled handset cord, which I now leave permanently connected to my modem. When the time comes to connect, I unplug the handset from the phone base, then plug in my new modem cord. The phone is more mobile and accessible than the modem.

Michael T. Martin
Phoenix, AZ

\$2CE Modem modification—Some bulletin board systems are very difficult to connect to, since they have far more callers than available lines. Many terminal programs, when they encounter a busy signal, will keep redialing until they get through. This is great, but usually you, the operator, must keep your eye on things so you know when the connection has been made.

You can free yourself for other tasks if you wire a switch and a small piezoelectric buzzer (Radio Shack #273-060) across the modem's carrier-detect LED. Close the switch before dialing, and when the LED finally goes on, your buzzer will start to buzz. Stop the noise by opening the switch, and proceed with your telecommunicating.

C. A. F.
Throop, PA

\$2CF 300-baud speedup—If you don't have a 1200-baud modem, here's a little consolation. It doesn't work with all modems or all terminal software, but when it does, it increases your modem speed to 345 baud, a 15 percent increase. (At these slow speeds, every little bit counts!) The trick is to add this line to your terminal program after the modem's Open statement:

POKE 665,240 : POKE 666,11

NEW
LOW
PRICE



Model CP290

THE X-10 POWERHOUSE DOES EVERYTHING BUT PUT OUT THE CAT.



THE X-10 POWERHOUSE INTERFACES WITH YOUR COMMODORE TO CONTROL YOUR HOME... FOR SECURITY, COMFORT AND ENERGY SAVINGS.

This remarkable Interface lets you run your home through your Commodore 64 or 128 and a keyboard or joystick.

When you're away, it makes your home look and sound lived in. When you're home, it can turn off the TV at night and wake you up to stereo and fresh brewed coffee in the morning. It can even turn on your air conditioner and control your heating.

SPECIAL COLOR GRAPHICS MAKE PROGRAMMING A SNAP.

You simply pick a room from the display screen. Use your keyboard or joystick to position graphics of lights or appliances. Then follow on-screen instructions to program any light or appliance to go on or off whenever you choose. You can even control thermostats, light intensity and more.



THE WAY IT WORKS. The X-10 Powerhouse Interface is cable-connected to the Commodore "User" port and plugged into a standard 110V outlet. After it is programmed, the Interface sends digitally encoded signals through your home wiring to special X-10 Modules. To control a lamp or appliance, you simply plug the electrical device into a Module



and then plug the Module into an outlet. The Interface can control up to 256 Modules throughout your home and won't interfere with normal use of lights and appliances.

There are plug-in Appliance Modules, Lamp Modules, Wall Switch Replacement Modules and Special 220V Modules for heavy duty appliances such as water

heaters and room air conditioners. Plus Thermostat Controllers for central heating and air conditioning, Telephone Responders to control your home from any phone, and much more.

IT WON'T TIE UP YOUR COMPUTER. Use your computer only for programming. When you're finished, disconnect the Interface from the "User" or RS-232 port and keep it plugged into any convenient power outlet in your home. It will operate as a stand-alone controller with battery back-up and will run your home automatically.

SURPRISINGLY INEXPENSIVE. A Powerhouse System including the Interface, software and connecting cables costs less than \$150. X-10 Modules are less than \$20 each.

For the Dealer Nearest You Call: **1-800 526-0027**
or, write to: X-10 (USA) [in NJ: (201) 784-9700]

185A Legrand Avenue
Northvale, NJ 07647

X-10 **POWERHOUSE**
NUMBER ONE IN HOME CONTROL

Commodore 64 and Commodore 128 are registered trademarks of Commodore Int'l Ltd.

Circle 77 on Reader Service card.

The terminal program, of course, has to be written in Basic.

Greg Long
Hillsboro, OR

finger-picking style puts a complete lead, harmony and bass arrangement on a single instrument and is tailor-made for Commodore computers.

Dave Rensberger
Brea, CA

\$2D0 Flight Simulator II coordinates—The manual omits the coordinates for some important landmarks:

World Trade Center—17060 N, 20982 E
Brooklyn Bridge—17054 N, 20991 E
Empire State Building—17073 N, 20991 E
Statue of Liberty—17049 N, 20971 E

When entering coordinates from the Editor mode, don't start out on the landmark itself, or you'll fall to the street like King Kong.

Kim Moser
New York, NY

\$2D1 Flight Simulator II jet assist—In the Editor mode, if you type 65535 for your throttle setting, you can cruise at 189 knots and climb at 1600 feet per minute. Also, if you select the right fuel tank prior to entering WWI Ace mode, your effective range is doubled.

Nicholas R. Clarke
McKinnon, Victoria
Australia

\$2D2 Sky Travel on the bias—In this popular program, you can move diagonally by using the @ sign, asterisk, semicolon and equals-sign keys. It greatly speeds up getting to different items in the sky.

Roy Liesegang
Randolph, NJ

\$2D3 Calc Result easy save—Contrary to what the manual implies, you can use the Save with Replace command in this program. When asked for a filename, type "@:filename". The @ will show up as a hyphen, but the file on the disk will be replaced by the one you're now saving.

Lowell Unger
Wynyard, Saskatchewan
Canada

\$2D4 Selecting sheet music—Commodore computers have a great deal of musical talent, but they are limited to three voices (four for the Amiga), or, in other words, to three notes playing at once. Unfortunately, most sheet music is arranged for the keyboard world, where up to ten notes can be playing at once (one for each finger), and where a huge double staff is used. When you computerize such music, choosing the three most important notes can drive you back to spreadsheets.

If you want to make life easier, buy your sheet music in the finger-picking guitar department of a well-stocked music store. Most finger-picking guitar arrangements are in a three-voice format, with all voices noted on one staff. The

\$2D5 Bunny Hop—This game for the C-64 or C-128 in 64 mode lets you put the Easter Bunny into his basket. To make him hop, hold down any key for a second or so. The longer you hold it, the farther Mr. Rabbit jumps. If he misses the basket, he returns to his starting place and lets you try again. When you put him into the basket, the program tells you how many hops it took.

You can make the game more difficult by increasing the value of X in line 35. That moves the starting point closer to the basket, making the target harder to hit.

```
10 PRINT"{CTRL 8}{SHFT CLR}{CTRL 1} MAGIC B
UNNY HOP - BOB & DAVE SNADER{CRSR DN}"
15 H=1:V=53248:POKE2040,13:POKE1805,76:POKE
1808,122
20 FORJ=832TO879:READK:POKEJ,K:NEXT
25 FORJ=880TO896:POKEJ,0:NEXT
30 POKEV+21,1:POKEV+33,5:POKEV+39,1
35 X=50:Y=192:F=0:G=0:POKEV,X:POKEV+1,Y
40 IFPEEK(197)=64THENGOTO40
45 IFPEEK(197)<>64THENF=F+.04:GOTO45
50 POKE198,0:POKEV,X:X=X+F:POKEV+1,Y
55 Y=Y-1.5*F+G:G=G+.05:IFY<0THENY=0
60 IFY<192ANDX<255THENGOTO50
65 IFX>195ANDX<212THENPRINT" YOU DID IT IN"
;H;"HOPS":END
70 FORJ=0TO700:NEXT:H=H+1:GOTO35
71 DATA 008,000,000,012,000,000,014,024
72 DATA 000,007,060,000,001,066,000,000
73 DATA 224,000,000,248,000,000,240,000
74 DATA 003,128,000,007,128,000,015,128
75 DATA 000,031,224,000,031,032,000,127
76 DATA 000,000,126,000,000,031,240,000
```

Bob Snader and David Snader
Baltimore, MD

\$2D6 April 1 Magic—If you appreciate practical jokes, you'll have endless fun with these April Fools subroutines. The first one simulates the Ready prompt, leading one to believe that the main Basic program is finished. However, nothing could be further from the truth.

The first subroutine is composed of lines 699-750. These give the bogus Ready prompt, which, for the next 30 seconds, waits for you to press any key. If you do, an interesting message appears on the screen, and the 30-second timer is reset. If no key is pressed, the subroutine finishes so quietly that nobody is the wiser.

To get the second subroutine, replace lines 740 and 750 with lines 770 and 780. This time, the subroutine also waits 30 seconds. If a key is pressed during this period, the subroutine terminates unobtrusively, and your computer will accept normal keyboard input. But if the Magic key defined in line 700 is pressed, program execution is transferred to line 780. You can put anything at all there, including hundreds of additional program lines.

As printed, the program runs on the C-64 or VIC-20.

Continued on p. 96.

FROM THE WORLD OF RadarSoft



The world's first computer assisted computergame.

FLOYD THE DROID

- * 500 smooth scrolling screens
- * outstanding 3 D Graphic representation of the underground systems of 6 major cities
- * realistic animation of the underground population
- * different camera angles to give total overview of the game



MAPS 64/128

Beat the computer in a race to find the cities, rivers and mountains of the States, all in smooth colorgraphics on your Commodore 64 or 128.

- MAPS USA
- MAPS WORLD
- MAPS EUROPE

3 MORE BRAND NEW EXITING RADARSOFT PROGRAMS...




CROSSWORD

Are you a crossword addict? Fed up with the same old clues you can answer without thinking? CROSSWORD is the one for you. Whether you're a beginner or an expert, the variable skill levels and multiple games will give you endless hours of fun. The RadarSoft crossword Generator can produce billions of different crossword puzzles. CROSSWORD is the different family game with hours of fun and challenge which makes your computer earn its keep. Includes printout option.
\$39.50



BRIDGEMASTER

Bridgemaster is the most comprehensive bridge tutorial yet released in the U.S.A. The computer is your uncritical opponent, responding to the cards you play, but helping where a different choice might give you a stronger hand. The rules are STANDARD AMERICAN, five cards are 15-17 no trump. Bridgemaster's three sets of games in great color graphics will soon make you an expert in the rules. Bridgemaster plays with you!
\$39.50



THE CAVES OF OBERON

Navigate your UFO around a complex maze (500 smooth scrolling screens) on the planet of Oberon. Recover its ancient protected wisdom by debugging their computer based logical booby traps. Do it!
\$39.50

RADARSOFT

Go ask the first dealers who dealers who couldn't resist!

MICRO PACE, Champaign, IL. 1-800-362-9653. TENEX, South Bend, IN. 1-800-348-2778. MEGASOFT, Battleground, WA. 1-800-541-1541. TUSSEY COMPUTER PRODUCTS, State College, PA. 1-814-234-2236. TRIAD COMPUTER, Winston-Salem, NC. 1-919-465-0433. AA COMPUTER EXCHANGE, Jacksonville, FL. 1-904-388-0018. REGENCY DISTRIBUTORS, Dallas, TX. 1-214-931-5787.

or phone ACK Inc., San Francisco, California, (415) 2395357.....the people who deliver products that deliver. Dealer inquiries welcomed!



Compiled by SUSAN TANONA

The Management Edge

This Program Will Help You Sharpen Your Management Skills

The people at Info Designs take their software seriously. This company, which already has a line of good business software for the C-64, has gone one step further with the release of "The Edge" series of programs. There are four packages available: Sales, Communication, Negotiation and Management. Operation of all four packages is quite similar. I'll focus on The Management Edge program.

The techniques that these programs use actually border on artificial intelligence. By answering a series of questions about your own likes and dislikes, The Management Edge analyzes and categorizes your management technique.

You need only answer the questions about yourself once. You can then begin to develop management strategies for one or more of your employees.

In the next step, you are asked to respond to a series of adjectives that might describe the employee. Either you feel the adjective accurately describes the employee or you don't, and you respond accordingly.

Once the survey is complete, you can receive a management-strategy report. It can be directed either to the screen or to a printer.

The main program resides on one disk; a second disk contains a variety of text files that are used to assemble the report.

Your own style and that of the employee generate internal codes within the program. The report is assembled from these codes.

Because the report is assembled from text files contained on disk, it takes about 20 minutes to generate a report. This is due to the excruciatingly slow speed of the 1541 disk drive. Disk access is necessary because the text in the program eats up a lot of memory and it's simply not feasible to load all possible combinations into the computer at the same time.

While Info Designs should not be held accountable for this inherent limitation in Commodore's equipment, you should be aware of such delays. The first time I ran the program, I thought something might be wrong with it.

The report that The Management Edge generates is several pages long. When sent to the printer, it is formatted for 80 columns. Page numbers are generated and form feeds keep the report from printing on the paper's perforations. Only Commodore-type printers are supported by the program.

A typical report includes suggestions on how to motivate the employee according to his or her own personality, suggested disciplinary measures (when necessary) and even how to fire a worker. The report also points out your flaws and weaknesses in your dealings with people.

I also took a look at The Negotiation Edge. Its operation is virtually identical to The Management Edge. The focus, however, is on items important to negotiation rather than management. The report generated is quite impressive. It gives you a master plan that you can take with you into your next meeting. You should find the other programs in the series equally helpful in organizing your business strategies.

You may not always agree with the suggestions made by these programs. All such evaluations are based on one person's idea of good management, negotiation, sales or communication. While the questionnaires use a large enough base to have a reasonable chance of being accurate, it is impossi-

Report Card

- A** *Superb!*
An exceptional program that outshines all others.
- B** *Very Good.*
One of the better programs available in its category. A worthy addition to your software library.
- C** *Good.*
Lives up to its billing. No hassles, headaches or disappointments here.
- D** *Mediocre.*
There are some problems with this program. There are better on the market.
- E** *Poor.*
Substandard, with many problems. Should be deepsixed!

22 FAST-PACED, EXCITING EVENTS. GO FOR THE GOLD!



SUMMER GAMES.®

Want some great play action? This award winning best seller brings you eight great events, including Swimming, Diving, Track, Gymnastics, and more. Compete against world records. Or get together with a group of up to eight for some good competitive *fun*. Realistic, graphics and *action* will challenge you again and again to *go for the gold*.

SUMMER GAMES II.™

You asked us for more great events. Here they are. Rowing, Triple Jump, Javelin, High Jump, Fencing, Cycling, Kayaking, even Equestrian. Like **SUMMER GAMES**, you get spine tingling *action and challenge* for one to eight players. These aren't just games. They're *the games*. And you're the star.

WINTER GAMES.™

You've got to see the graphics, and *feel* the knot in your stomach as your bobsled careens along the walls of the run

to know why people are wild over **WINTER GAMES**. Seven events give you a variety of action—from the endurance of the Biathlon to the timing of the Ski Jump, and more.

What are you waiting for?

Play your favorite events over and over. Play all 22. Set up teams. Challenge your friends. These great action-strategy games are sure to be the stars of *your* collection.

At your local Epyx dealer.

	APPLE	MAC	ATARI	ATARI/ST	CRUIZER	AMIGA
Summer Games	✓		✓		✓	
Summer Games II	✓		✓		✓	
Winter Games	✓	✓	✓	✓	✓	✓



EPYX
COMPUTER SOFTWARE

1043 Kiel Ct., Sunnyvale, CA 94089



Circle 12 on Reader Service card.

ble to identify correctly every possible personality in such a short time.

If you think of these programs as tools, much like seeking the advice of someone you trust, they will serve you well. Simply remember that you don't always take the advice offered by others.

Info Designs is to be congratulated for offering these innovative applications for the Commodore 64. (*Info Designs, 445 Enterprise Court, Bloomfield Hills, MI 48013. C-64/\$79.95 disk.*)

Jim Grubbs
Springfield, IL

Newsroom

*Design and Print
Out Professional-
Quality Newsletters*

The program developers at Springboard have created a software package that makes desktop publishing on inexpensive personal computers a reality. The Commodore 64 version of Newsroom was recently released.

The C-64 version of Newsroom will not give you the versatility and quality available from the Amiga or Macintosh. It will, however, allow you to create, one page at a time, newsletters that will be professional in appearance.

You start the creation of your newsletter by selecting one of several work areas available from the main menu. You may choose to develop a banner, create photos, input copy, transfer partial or entire newsletters via modem, lay out a page or print your creation.

The Banner option allows you to create an individual identity for your publication. Hundreds of pieces of artwork are available to help you customize the banner. A versatile graphics area, similar to the kind used in KoalaPainter and Doodle, allows you to create your own designs. It includes five type styles so that you can add words and numbers directly to your pictures.

Most of the graphics included with

Newsroom are somewhat whimsical, making them especially attractive to student editors. Future additions to the graphics library promise more business-oriented art for us older children.

In the photo-lab work area, you can create customized pictures. You can make the pictures as small as you like, or large enough to fill an entire panel. A typical newsletter includes a banner across the top and a total of six panels.

The Copy Desk option is a complete word processing system for entering text. You can place photos before entering copy, so that you can set up text around the pictures. Several type styles are available in both small and large sizes.

A Each page is broken into individual panels. So, if your article is going to take up more space than one panel allows, you'll really have to plan the layout of your page ahead of time. The end result looks smooth and professional, even though you may have to resort to breaking text between panels.

The banner and all the panels are stored individually on disk, so you may call them up in any order. Once created, you place them in final form by using the layout work area. Regardless of how you originally created them, you can arrange panels in any order in the final layout.

You'll find that it takes some time for your final product to be printed, and you'll have to switch disks several times during the process. However, full screen prompting makes the task quite simple.

The Wire Service option of Newsroom is one of its most impressive features. Selecting this feature places you in a highly specialized telecommunications program. If you have a modem, you can transmit anything created with Newsroom to another modem-equipped computer. Because of Springboard's unique coding system, any files created with Newsroom can be exchanged without regard to the brand of computer at each end. Both machines, however, must use the special software included in Newsroom.

For students and schools with a variety of computers, this feature goes a long way toward uniting the

editorial team. It's an idea whose time has finally come.

The instruction booklet for Newsroom is 86 pages long. Overall, it is thorough and well-written. The on-screen instructions make it easy to navigate, although I would like to have seen more specific examples. It took me several hours to create enough material to finally get to the printing stage of production. Sample panels would allow you to experiment with all the features of the program without having to do so much initial work.

You can purchase separately an auxiliary disk containing another 600 pieces of clip art, which are a bit more serious than the art included with the program itself. Springboard will issue additional collections from time to time.

Newsroom has taken up an honored position in my software collection. I've already used it to plan several sales brochures. It's sure to please all ages of Commodore computerists. (*Springboard, 7808 Creekr Ridge Circle, Minneapolis, MN 55435. C-64/\$49.95 disk.*)

Jim Grubbs
Springfield, IL

Wordpro 128

*Tap Your C-128's
Potential with This
Powerful Word Processor*

Wordpro 128 is the first of a new generation of word processing software from Pro-Line. Written by Commodore programmer Steve Punter to take advantage of the increased speed and memory of the C-128, this package is an expanded version of Wordpro 64. It is also a major league word processor.

If you've long endured working on a 40-column screen, you'll really appreciate the convenience of 80 columns. Text occupies the entire width of the screen, and words that can't fit at the end of a line are automatically wrapped to the next line. You can preview documents up to 80 columns wide on the screen exactly as

GET PROFESSIONAL SPREADSHEET POWER WITHOUT PAYING PROFESSIONAL PRICES.



INTRODUCING MICROSOFT® MULTIPLAN® FOR THE COMMODORE 64 AND 128.

With the new, fast-loading Microsoft Multiplan, you can add professional spreadsheet power to your Commodore 64 and 128—the same Multiplan used by over a million IBM PC, Apple II and Macintosh owners.

And with the built-in EPYX Vorpul™ Fast Loader, which loads the program in moments, this new Multiplan delivers business-level power and features at a price you can afford.

Use Multiplan to create spreadsheets for budgeting, taxes, financial planning or cost estimating. Get fast answers to all kinds of "what if" questions—from personal finance to complex depreciation allowance

tables and much, much more.

You'll receive a comprehensive Multiplan manual that clearly illustrates all the features, functions and formulas.


Plus you'll get a Quick Start manual that gets you up and running with Multiplan in minutes. And easy-to-use templates with built-in formulas and functions let you start working right away.

Microsoft Multiplan for the Commodore 64 and 128. You get professional spreadsheet power without paying professional prices.

EPYX
COMPUTER SOFTWARE



COMPUTOUGH



"Anyone who wants to win MegaWars has to dominate entire planetary systems. And me."

they will be printed, and a side-scrolling feature allows you to preview wider formats.

Despite its heritage, Wordpro 128 isn't merely a rewrite, as it also offers many new features.

With almost 36K devoted to memory, Wordpro 128 can hold documents two-and-one-half times larger than its predecessor. Other new features include the ability to embed non-printing comments within text and the addition of a Pause command to stop a printout.

Of course, Wordpro 128 has all the features that made Wordpro 64 so popular—printer modules that support proportional printing, double-column output, alternating page formats to allow double-sided printing and binding, and the ability to design and print custom characters.

It also has all the standard word processing features, such as headers, footers, variables, form letters and block deletions. In addition, Wordpro 128 can read documents created with previous Wordpro software, as well as any sequential text files.

A welcome feature is the temporary holding area for deleted text. When not holding deletions, you can use this buffer to hold the disk directory in memory to speed up file recall and storage.

A simple keystroke switches you into the Extra Text mode, where you can work on another document, refer to a previously stored outline or transfer text from one document to another. It's almost like having two word processors in one.

In an effort to continue to support 40-column screens, Pro-Line is shipping Wordpro 128 disks with an enhanced version of Wordpro 64 on the back. This version must be run in C-64 mode, and, as a result, Wordpro 128's strongest features are unavailable. A real 40-column version is now in preparation.

The copy-protection scheme is annoying, to say the least. If you are running Wordpro 128 on a 1541 drive, you'll experience the familiar sound of the drive's head battering itself against the stop. This is a result of the compromise necessary to publish protected software that will run on the 1571 as well as on existing drives.

COMPUFUN

"'You Gussed It!?' It's just like a TV game show. Answer questions—win prizes. And I can play right here in the living room!"



Software Gallery

The only feature I found lacking is one that would allow you to move the cursor from word to word or to the beginning of a sentence with a single keystroke, eliminating the relative slowness and imprecision of jockeying the cursor keys.

I was also disappointed to discover that the disk-directory buffer shares space with the Delete function. This was a compromise in Wordpro 64 that was necessary because of the C-64's limited memory.

Blemishes and bugs notwithstanding, Wordpro 128 is a high-quality package. It's fast, easy to learn, full-featured and well-documented. If you liked Wordpro 64, you're going to love Wordpro 128. (*Pro-Line Software, 755 The Queensway East, Unit 8, Mississauga, Ontario, Canada L4Y 4C5. C-128/\$99.95 disk.*)

John Premack
Lexington, MA

Modify Budget Amounts				
Use command keys shown below				
Modify Budget Amounts for the month of January				
Category	Budget	Actual	\$Diff	%Diff
Income	25000	0	-25000	0
Loans	2000	0	2000	0
Taxes	455	0	455	0
Groceries	240	0	240	0
Residence	425	0	425	0
Utilities	110	0	110	0
Clothing	55	0	55	0
Transp.	218	0	218	0
Insurance	0	0	0	0
Recreation	0	0	0	0
Med/Dent	0	0	0	0
Education	0	0	0	0
Misc.	0	0	0	0
Other	0	0	0	0
Tot. Expenses	3503	0	3503	N/A
Net Income	21497	0	-21497	

Your Personal Financial Planner.

Sylvia Porter's Your Personal Financial Planner

A

*Let Financial Wizard
Sylvia Porter Help You
Manage Your Money*

Sylvia Porter's Your Personal Financial Planner, the first volume in Timeworks' Sylvia Porter's Personal Finance Series, is a class act from start to finish.

This program for the C-64 (a C-128 version is also available) accomplishes the tasks you would expect a home money manager to do, such as

COMPU CRAZY

"Ready for an adventurous challenge?
We're a team. And Nellie
doesn't horse around."

COMPU SERVE GAMES

You never know
who you'll be up against
when you go online
with CompuServe.

To buy your CompuServe Subscription Kit,
see your nearest computer dealer.
Suggested retail price \$39.95.

To request our free brochure or order direct,
call or write: **800-848-8199**
(In Ohio, call 614-457-0802)

CompuServe

5000 Arlington Centre Blvd.
Columbus, OH 43220

The Universal MacInker(s)TM are here

Re-ink any Fabric
ribbon automatically
for less than

5¢

Now one **Universal Cartridge MacInker (UC)** re-inks all fabric cartridges and one **Universal Spool MacInker (US)** re-inks all spools. We have **MacInker(s)** dedicated to specialized cartridges, zip pack, harmonica etc. Over 1000 printer brands supported. Use your **MacInker** to re-ink your dry, fabric cartridges (for less than 5 cents in ink) and watch the improvement in print-out quality. Our new, residue-less, lubricated, dot matrix ink yields a darker print than most new ribbons. Or get any of our basic ink colors: brown, blue, red, green, yellow, purple and use **MacInker** to create and/or Re-ink your own colored cartridges. We have uninked or colored cartridges for the popular printers and ribbon re-loads for any printer. Operation is extremely simple & automatic with new, twin drive electric motor that supports CW and CCW rotating cartridges. A good quality fabric ribbon of average length can be re-inked almost indefinitely. In our tests one re-inked Epson* 80 ribbon has outlived the estimated life of the print-head!! We receive consistent & similar feedback from our customers. As of August 85 we have over 40,000 MAC INKER(s) in the field, in 5 continents (220 V motors available). **MacInker (UC)** is \$60.00. Cartridge drivers are \$8.50/ea. We still have our first generation, dedicated **MacInker(s)** for most popular printers. Prices start at \$54.95 with most units below \$60.00. **MacInker** has been reviewed, approved and flattered in most magazines and even in the NEW YORK TIMES and the CHICAGO SUN TIMES.



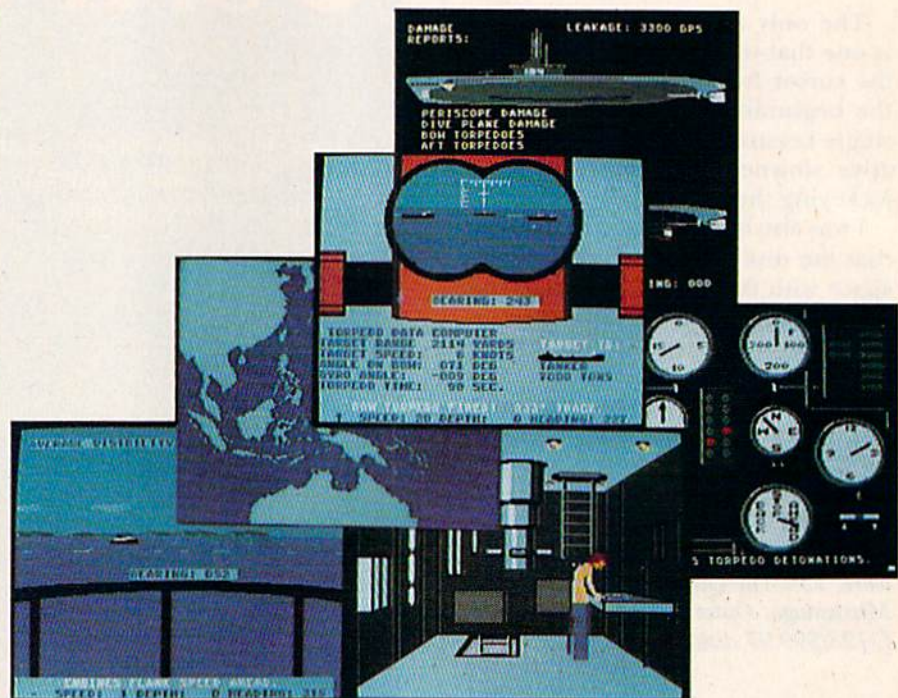
Computer Friends

6415 S.W. Canyon Ct.
Portland, OR 97221
(503) 297-2321

Order toll free 1-800-547-3303
or ask for free detailed brochure.
Dealers inquiries welcome.

*EPSON is a trademark of EPSON CORP.

Software Gallery



Silent Service.

balancing up to five bank accounts, keeping track of ten credit cards, helping you budget your money, and much more. The program gives you database power to manipulate transaction records and spreadsheet functions to do financial planning. If you need money-management software to handle your finances, Your Personal Financial Planner should suit your needs.

Be aware that, like any major application, this program is complex. Although its excellent documentation and handsome screens (which feature pull-down menus) make it easy to use, you'll still have to invest some time to learn all its functions. This program suffers somewhat from the 1541's slow speed; data entry is quite time consuming, because you enter information in relative files, with frequent disk access. Also, you must swap between four program disks and three data disks.

I simply don't have room to talk about all the nifty features of this program. Instead, I'll just discuss some of the special options.

I give the program's documentation several gold stars. Whether you're a novice or an old pro, it should meet your needs on most points. The manual is well-written, clear and generously illustrated. It has a nice index,

a trouble-shooting guide and a quick-reference section that reviews procedures for every function in the program. Every screen includes a list of command keys. One thing I love about the program is that you can escape from any function at any time.

The program lets you search data on any record field, and you can use several transaction disks in the same search. This program compares well with a sophisticated database for ease of use and flexibility in manipulating data.

You can dump any data screen to the printer and save report formats for printing data collections. Print-outs include income statements, balance sheets and insurance or stock summaries. You can also print out checks—the manual tells you where to buy appropriate forms. Incidentally, you can read data from the program into Timeworks' Word Writer word processing program.

You don't have to be an accountant to set up a chart of accounts. The program provides codes that will cover most personal needs; you can design your own as well. The default account numbers let you read transactions into the Budget, Asset and Liability, and Financial Planner sections without additional keystrokes.

The Financial Planner section gives

you the "what if" power of a spreadsheet. You can specify a goal amount and date, make a guess at inflation and average rate of return, and develop worksheets for projects such as sending your kids to college or buying a house. Worksheet summaries help you set priorities.

Your Personal Financial Planner can't increase your income. It could, however, help you make better use of the money you do earn. If your personal affairs are complex enough to need managing, you can't go wrong with this program. (*Timeworks, 444 Lake Cook Road, Deerfield, IL 60015. C-64/\$59.95 disk.*)

Annette Hinshaw
Tulsa, OK

Silent Service



*Command a World
War II Submarine
In the Pacific*

The software company that took you soaring to new heights with such hits as F-15 Strike Eagle and Mig Alley Ace now brings you Silent Service, a WWII submarine simulation that allows you to patrol the dangerous enemy-controlled waters of the Pacific.

In Silent Service, your sub is controlled from several different battle stations, which you can select from a central conning tower. Each battle screen is an excellent graphics representation of some part of a submarine and provides you with access to information and functions that you'll need to command your sub to victory.

The map screen shows you the location of your sub as you patrol a 300- x 500-mile area of the western Pacific. When you sight enemy ships, you can zoom in to any one of four levels of detail. The most detailed display reveals a 5- x 8-mile area and shows your submarine, the location of enemy ships and the path of your torpedoes.

Once enemy ships approach close enough to be tracked on the map, you can use the periscope to spot the

ships (if you're submerged to a depth of 44 feet or less). Or, if the sub is cruising the surface, you can climb up to the bridge and use the binoculars. Once a ship comes into range, the torpedo-data computer will list the target's distance in yards, its speed and the number of degrees you should lead the ship with your torpedoes to score a hit. You can also get a target identification on the ship.

To help keep you abreast of information vital to the submarine's operation, there is an instrument and gauge screen. Instruments include a battery-level gauge, indicator lights that show whether the batteries are being recharged or drained, a torpedo-ready indicator, a fuel-level indicator, a water-temperature gauge, a compass and a clock. Since many of the scenarios can last several days, you'll want to keep track of the time to plan nighttime maneuvers and predawn convoy attacks.

Finally, there is a damage-report screen, which displays both an exter-

nal view of the sub and a cutaway internal view. This indicates damage to such parts as torpedo tubes, periscope, dive planes and fuel tanks. In addition, if your sub is taking on water, the amount of leakage (in gallons per second) is displayed.

In all, there are close to 30 keyboard commands that you can enter to control everything from the sub's direction, depth and speed, to various emergency procedures.

Although it seems like a lot to handle at first, the excitement and realism of this simulation force you to master the controls quickly and, as usual, MicroProse's superb tactical operations manual prepares you for anything. Realistic action coupled with outstanding graphics and sound make Silent Service as enjoyable as even the best flight simulator on the market. (*MicroProse, 120 Lakefront Drive, Hunt Valley, MD 21030. C-64/\$34.95 disk.*)

Bob Guerra
Charlestown, MA

Circle 177 on Reader Service card.

IS IT POSSIBLE TO MAKE THE BEST ANY BETTER?!



NEW! CPM-128 Mode

- Standard 4K Buffer
- ★★★★★★★★
- Optional Transparent Mode
- External switch selectable Commodore graphics mode for Epson, Star Micronics, C. Itoh Prowriter, Okidata, Seikosha, Banana, BMC, Panasonic, Mannesman-Talley, Think Jet & others.

And it still has:

- Built-in Self Test with Status Report
- Microprocessor controlled emulation of Commodore printers for compatibility with popular software

NEW INTRODUCTORY SALE!

PRICE \$89.00

Universal Input/Output Board for C-64 & C-128

- 16 Channel 8-bit A/D converter with 100 microsecond sampling time.
- 1 D/A output
- 16 high voltage/high current discrete output
- 1 EPROM socket
- Use multiple boards for additional channels up to 6 boards

MW-611 \$225.00

Dealer Inquiries invited

Micro World Computers, Inc. (303) 987-9531
3333 S. Wadsworth Blvd. #C105
Lakewood, CO 80227



Free software from Electronic Arts™

It's easy!

Buy any of these 12 smash hits from your participating dealer between February 1, 1986, and May 31, 1986. Then just mail in your proof of purchase, \$5 for shipping and handling, and the official "Get One Free" coupon. So what are you waiting for?

In case of emergency...

If you can't find a participating dealer, you can order direct from us by telephone or mail. Just call toll-free 800-245-4525. In California call 800-562-1112. Have your Visa or MasterCard number ready. Just tell us what you want to buy, and what you want for free. It's simple. And there's a 14-day "satisfaction or your money back" guarantee on all products ordered direct.

In case your participating dealer runs out of "Get One Free" coupons, use this.

cut here

Yes! I want free software from Electronic Arts!

No thanks. I'm using my computer as a doorstop.

(Check one)

Apple

II, II+, //c, //e

- Dr. J. & Larry Bird
Go One-On-One
- Archon
- Financial Cookbook
- Music Construction Set
- Pinball Construction Set
- Seven Cities of Gold
- Archon II: Adept
- Movie Maker

Commodore

64 & 128

- Dr. J. & Larry Bird
Go One-On-One
- Archon
- Financial Cookbook
- Music Construction Set
- Pinball Construction Set
- Seven Cities of Gold
- Archon II: Adept
- Movie Maker
- M.U.L.E.
- Realm of Impossibility
- Mail Order Monsters
- Racing Destruction Set

Atari

400-1200 series

- Dr. J. & Larry Bird
Go One-On-One
- Archon
- Financial Cookbook
- Music Construction Set
- Pinball Construction Set
- Seven Cities of Gold
- Archon II: Adept
- Movie Maker
- M.U.L.E.
- Realm of Impossibility

IBM

PCjr, PC, & comp.

- Dr. J. & Larry Bird
Go One-On-One
- Archon
- Financial Cookbook
- Music Construction Set
- Pinball Construction Set
- Seven Cities of Gold

Please send my free software to the following address. I have enclosed the required Proofs of Purchase and \$5 (check or money order payable to Electronic Arts) to cover the cost of shipping and handling (\$7 Canadian).

PLEASE PRINT

Name

Address

City State Zip

Phone ()

Signature _____

Proof of Purchase: Send us the following two items: 1) the dated cash register tape or receipt showing the product you purchased; and 2) find the Command Summary or Reference Card inside the package you purchased. Cut off the part number on the back, lower-left-hand side of the card, or the product name from the front of the card. Send these two items and \$5 for shipping and handling (\$7 Canadian), along with the coupon, to **Electronic Arts, "Buy 1, Get 1 Free!"** P.O. Box 7530, San Mateo, CA 94403. This offer expires May 31, 1986. Open to residents of the U.S.A. and Canada only. Only the products listed are available for this promotion. No substitutions will be accepted.

(no dogs included...)

Let's face it. Buying home software can be a risky proposition. Good software costs a lot of money. Cheap software practically rolls over and barks. But look at this. The titles listed below are Electronic Arts' greatest hits. They've all scored on the "top twenty" best-seller charts. Between them they've won over 60 product quality awards — making them the most honored products in the home software industry.

Best of all, there's no longer any reason to swallow hard when you think about treating yourself to quality software. Because now you can:

Buy 1, Get 1 Free.



DR. J. & LARRY BIRD GO ONE-ON-ONE™

The best-selling computer sports simulation of all time.
"Game of the Year" — *Electronic Games*
Apple // family, C-64 & 128, Atari, IBM PCjr, PC, and comp.



PINBALL CONSTRUCTION SET™

Build your own video pinball games.
"Best Game Generator" — *Infoworld*
Apple // family, C-64 & 128, Atari, IBM PCjr, PC, and comp.



MUSIC CONSTRUCTION SET™

Composition for anyone who can point a joystick.
"Best Music Generator" — *Infoworld*
Apple // family, C-64 & 128, Atari, IBM PCjr, PC, and comp.



RACING DESTRUCTION SET™

Land mines, oil slicks, animated spin-outs, collisions and crashes.
"...the ultimate racing game..."
— *Computer Entertainer*
C-64 & 128.



SEVEN CITIES OF GOLD™

Play Conquistador in this educational adventure of history and geography.
"Best Role-Playing Adventure"
— *Family Computing*
Apple // family, C-64 & 128, Atari, IBM PCjr, PC, and comp.



ARCHON™

Like chess with arcade battle action.
"Game of the Year"
— *Creative Computing*
Apple // family, C-64 & 128, Atari, IBM PCjr, PC, and comp.



ARCHON II: ADEPT™

Graduate school for Archon addicts. Even more strategy and magic.
"Best Strategy/Arcade Game"
— *Family Computing*
Apple // family, C-64 & 128, Atari.




MAIL ORDER MONSTERS™

New. Like an "Archon Construction Set."
"Best Construction Set"
— *Family Computing*
C-64 & 128.



MOVIE MAKER™

Create your own high-quality animated movies.
"A masterpiece"
— *Creative Computing*
Apple // family, C-64 & 128, Atari.



REALM OF IMPOSSIBILITY™

Action and adventure in a world of Escher-like illusions. Includes a unique 2-player cooperative mode.
C-64 & 128, Atari.



M.U.L.E.™

The best multi-player computer game of all time.
"Best Strategy Game" — *Infoworld*
"Best Multi-Player Game"
— *Electronic Games*
C-64 & 128, Atari.



FINANCIAL COOKBOOK™

Take control of your personal finances. Like a calculator, spreadsheet, and financial advisor combined.
Apple // family, C-64 & 128, Atari, IBM PCjr, PC, and comp.

Remember—this offer is good only on these 12 products for the Apple // family, C-64 and 128, Atari, and IBM PC, PCjr, and compatible computers. No substitutions will be accepted. For details, see the accompanying coupon.
For a complete Electronic Arts Catalog, send \$05 and a stamped, self-addressed envelope to Electronic Arts Catalog, 1820 Gateway Drive, San Mateo, CA 94404.
IBM is a registered trademark of International Business Machines, Inc. Apple // is a registered trademark of Apple Computer Inc. Commodore 64 & 128 are registered trademarks of Commodore Business Machines, Inc. Atari is a registered trademark of Atari Computer Corp. Electronic Arts, Dr. J. & Larry Bird Go One-on-One, Archon, Financial Cookbook, Music Construction Set, Pinball Construction Set, Seven Cities of Gold, Archon II — Adept, Movie Maker, M.U.L.E., Realm of Impossibility, Mail Order Monsters, and Racing Destruction Set are registered trademarks of Electronic Arts.

ELECTRONIC ARTS™

HOME SWEET HOME CONTROL

Sleep those extra minutes while your C-64 brews your morning coffee. Leave for the weekend knowing your computer is standing guard. See how these two commercial packages can make your life more convenient.

By *CHRISTINE and JOHN ADAMEC*

Sure, it's fun to play video games with your C-64, but have you ever considered exercising some real control over your environment? Maybe you'd like to program your coffee pot to come on automatically at 7:30 AM, and then have it shut itself off at 8 o'clock. Or perhaps you'd like the lights to come on promptly at 6 PM, and go off again at 11 o'clock. And, while you're off visiting Uncle Henry and Aunt Em in Kansas, you might like to have a computerized security system stand guard—another interesting and practical application.

All this can happen today with either the X-10 Powerhouse, from X-10, or the Home Control System, by Genesis Computer Corp.

X-10 Powerhouse

The X-10 Powerhouse is composed of a control unit with its own built-in microcomputer, a cable for hookup to your C-64 and the software you'll need to operate it all. (Also included, of course, are the manuals you'll need to learn how to use everything.)

You'll also need plug-in modules, which allow your system to control appliances or lights throughout your house. The modules cost about \$15 each, and you can buy them at Sears, Radio Shack or a major department store; or you can contact X-10 (201-784-9700). More complex devices, such as the thermostat module, are also available for about \$50, but I'll just describe what we actually tested.

The modules are small, box-like devices that allow your computer/controller—by a combination of electronic and remote-control means—to transmit commands and control your appliances or lights without any rewiring of your home.

You don't have to be an electronics genius to hook up Powerhouse. Simply plug the modules into your wall sockets and then plug the appliance or light cord into the module. A child could do it!

Load the software and you'll be asked whether you want the Install or Operate mode. To set up, you need to start with Install. A clock was displayed on the screen and we were asked if it showed the correct time; if not, we could change it.

We were also asked if the "house code" was set at "A," meaning whether all our modules were set at the letter A when we identified locations. (There is a range of A1-A16; if you have more than 16 modules in your home, you can start using the letter B. Letters up to P are available, making for 256 possible combinations.)

Next, we moved to the program's colorful menu of rooms. These include a children's room, master bedroom, guest room, dining room, living room, kitchen, front of house, back of house and spare room. If you have more than one child's bedroom, you can use the spare room or guest room graphic to represent each of the other bedrooms.

We decided to start with the dining room. Moving the

Photograph by Edward Justice





X-10 Powerhouse.

joystick (you can also use the keyboard), we positioned the on-screen arrow to the site (out of 11 possible locations in the dining room) where we wanted to place our module. We chose the overhead lamp position, and the computer asked if this was a lamp or an appliance.

The computer told us that this module would be named A1. (We also could change this number.) Next, we physically checked to make sure that particular module was set at A1.

Now we "walked" out the door, using the joystick to move from room to room. We decided the living room TV would be assigned A2, and the living room floor lamp A3. (And, of course, we set the modules to the appropriate corresponding codes.)

Next, we needed to program how and when we'd want events to occur. So we moved to the Operate mode, and received the House menu of all the rooms again. Returning to the dining room (which now displayed a colorful Tiffany lamp with the code of A1), the computer asked us if we'd like that light on full or dim, and at what level of intensity (from 10–90%). The Powerhouse can also be programmed to shut itself down on given days—maybe you need it only during the week, or only on weekends.

On which days and at what time did we want the light on? We selected daily and at 6 PM. Next, we went through these same routines with our other two modules.

What did we think of the X-10? Very impressive! We especially liked the ease of operation and the way the software walked us through the entire process.

Two of the manuals are clear and helpful, going as far as warning you to be alert: "If an electric heater is turned on by remote control while clothing just happens to be draped over it, a fire could result."

But the third programming manual included with the package is more difficult to understand. One of us, an engineer, found this manual fascinating; the other found it baffling. Still, you can easily operate the system without ever using this manual.

We also liked the fact that the controller continues to run independently even when the computer is turned off after set-up. This is because the controller is actually a computer itself, powered by the wall outlet, with a nine-

volt battery for a backup. And since the controller uses only the computer's expansion port, the cartridge port remains free. Thus, we could still play Frogger, an old favorite.

But the real proof is in action—did the system work? Yes, the lights clicked on promptly at 6 PM, whether or not we had the computer's power turned on. In fact, we were so pleased with the X-10 Powerhouse that we used it as a security system while we were away for several days.

Energy saving is another important application. If you've told your children about 900 times to turn off their bedroom lights in the daytime, you'll really appreciate using this time-driven option.

The system is very easy to operate and understand. However, all events on the X-10 are time-controlled; unlike Genesis' Home Control System (described in the next section), you can't program the computer to react to outside sensors.

Any areas of improvement for the Powerhouse system? We do have one suggestion for the manufacturer: Combine the three manuals into one. We didn't like flipping back and forth between manuals, and would prefer that everything were included in one comprehensive book, with the more complicated material at the end.

The X-10 interface, software and connecting cable are available for \$70. Appliance and light modules cost about \$15 each; modules that perform other functions are available for up to \$50 each. X-10, 185A Legrand Ave., Northvale, NJ 07647.

Home Control System

The Home Control System, from Genesis Computer Corp., consists of the VIController package, the COM-clock hardware/firmware (a real-time clock with battery backup), the COMsense hardware package and associated software. You can use these packages as stand-alone units or combine them to create a powerful home-management system. (A creative Florida tomato grower plans to use his C-64 and Genesis system to control irrigation on 200 acres!)

The basis of the system is the VIController. You'll also need modules, as you did with the X-10 system. So head for your local Radio Shack or Sears to purchase one or more modules, as Genesis does not sell them directly.

Security is one obvious application of the Home Control System. We liked being able to vary the times that the lamps and appliances turned on and off. For example, we ordered the light switched off at 11:30 on Friday and Saturday nights, and at 10:30 the rest of the week. The advantage of this option is you can make your behavior less predictable and your absence less noticeable. (This option was also available on the X-10.)

The software for the Home Control System consists of three programs: Manual Control Program (MCP), Time Control Program (TCP) and Super Schedule Program. The Manual Control Program allows you to control the modules and turn lamps and appliances on and off. The Time Control Program enables you to set up a daily schedule for the action to happen.

The Super Schedule Program lets you set up a seven-day schedule for your system (for example, ordering an action to occur Monday, Wednesday and Thursday).

As with the X-10, we needed to make sure that our module codes were correct. This time, we decided to use "L4" for our kitchen radio. The first few times the radio switched on, right on schedule, were very dramatic events!

POWERFUL C128 SOFTWARE

**— BUT DON'T TAKE OUR WORD,
SEE WHAT THE EXPERTS SAY!**

WORD WRITER 128 ^{with} Spell Checker*

An 80-column professional word processing system for home and business use. Includes an 85,000 word spelling checker, built-in 5 function calculator, and on-screen highlighting.

"... Using WORD WRITER 128 is an absolute joy... We found nothing but the highest quality."

Run Magazine

SWIFTCALC 128 ^{with} Sideways*

A powerful, easy-to-use electronic spreadsheet designed especially for home and small business use.

"... Everything you could possibly need is present in SWIFTCALC 128."

Run Magazine

"... SWIFTCALC 128 has most of the features of Lotus 1-2-3."*

Ahoy Magazine

+ And at less than half the price!

DATA MANAGER 128 ^{with} Report Writer*

A complete general information storage and retrieval system with report writing, graphics, statistics, and label making capabilities.

"... A powerful and flexible database management system that takes full advantage of the C128's potential."

Run Magazine

* WORD WRITER 128, SWIFTCALC 128, and DATA MANAGER 128 interface with each other. YOUR PERSONAL FINANCIAL PLANNER interfaces with WORD WRITER 128.



SYLVIA PORTER'S PERSONAL FINANCIAL PLANNER*

All the computer tools you'll ever need to help manage your money on a day-to-day basis and plan your financial future, too.

"... By far the most thorough and readable manual, one that will take you keystroke by keystroke through the construction of budgets and analysis of finance... The screen layout was the best of the programs we looked at... For beginners especially, it's a real standout."

New York Post

SIDEWAYS

The ingeniously simple software program that rotates your spreadsheet by 90 degrees as it prints out and causes your hard copy to print out — you guessed it — sideways.

"... One small program that solves a big problem for computer users."

New York Times

Our customer technical support gets great reviews, too!

"... The good news starts as soon as you open the package. A toll-free customer hotline number is printed on the inside front cover of the documentation for each program. The support person I spoke with knew the systems and specializes in them exclusively."

Ahoy Magazine

Back-up program disks can be purchased from Timeworks at a nominal charge. And, with every Timeworks program you're protected by our liberal UPGRADE AND EXCHANGE POLICY. Details are inside every Timeworks package.

Timeworks Money Back Guarantee**

If you can find anything that works better for you, simply send us your Timeworks program, your paid receipt, and the name of the program you want, along with your check or credit card number for any retail price difference. If it's available, we'll buy it for you.***


TIMEWORKS

More power for your dollar

Timeworks, Inc., 444 Lake Cook Rd., Deerfield, IL 60015 (312) 948-9200

***Offer valid 90 days from date of purchase © 1985 Timeworks, Inc. All rights reserved.

**IF YOU CAN FIND A BETTER PROGRAM
WE'LL BUY IT FOR YOU*****



Screen display of living room.

The program allows you to print out your schedule, which is helpful, since the program provides neither on-screen graphics nor a map of where each module is installed. Consequently, you need to draw a diagram showing each module's location.

The COMclock, another major package, provides an innovative solution to the problem of power outages. In

Circle 156 on Reader Service card.

**100% Commodore Compatible
and only . . . \$139.00**



FSD-1 5 1/4" Disk Drive

The FSD-1 Disk Drive is a versatile and efficient disk drive built for the Commodore series of personal computers. This disk drive is fully compatible with the Commodore 64 computer and directly replaces the Commodore 1541 Disk Drive, giving much better performance in terms of data loading and writing speed and memory buffer size.

Special Features

- Full 6 month warranty.
- Slim line construction (low profile).
- All metal vented chassis.
- Solid state power supply.
- Dual serial port with chaining option.
- 5 1/4 inch industry standard format.
- Positive lever lock (eliminates "pop out" problem).

Remember, no sales tax in Oregon

**To order call toll free
1-800-356-5178**

Visa and Mastercard are welcome. Allow \$5.00 shipping and handling. Or mail your order with check or money order to:

ECI

Emerald Components Inc.
541 Willamette Street
Portland OR 97401
Tel. 503-683-1154

most home computer installations, if you lose your electricity for either minutes or hours, your computer's memory is erased and your data is lost forever.

However, the COMclock plugs into your cartridge slot and provides you with a battery-powered, real-time date/time clock. In the event of a power outage, it will also autoboot the disk in your drive (or the tape in your recorder) at powerup. (You must change the name of the scheduling program to "AUTOBOOT". Consult your Commodore manual to see how to do this.)

We used the COMclock for several months and experienced several power outages in our thunderstorm-prone area; the autoboot function performed flawlessly. And, when the computer reloads, it also regains control of the modules and maintains the correct time via the battery-powered COMclock.

The final and most unusual part of this system is COMsense. This unit allows you to simultaneously connect, through the joystick port of your C-64, as many as six individual sensors (two analog and four digital) that respond to outside stimuli.

The hardware part of COMsense is a well-constructed module containing a terminal block and a cord with joystick connector. The sensors are connected to the terminal block with wires that you supply. We found that we also needed a voltmeter to set up the analog sensors for this unit. (According to company executives, Genesis is currently preparing a turnkey radio-frequency plug-in unit to replace COMsense. This should satisfy most non-technical computer owners.)

To use your COMsense hardware, you'll need the Super Schedule Program. You can run it as a machine language routine in the background, while simultaneously using your computer to run other programs written in Basic.

We purchased such digital sensors as a magnetic switch and an associated magnet to use with our COMsense package. (This kind of switch is commonly used in burglar alarms.) After we set it up, the following occurred: When a window was opened, the magnet moved away and the switch opened. As a result, whatever alarm signal we'd arranged was triggered.


We also purchased a package of five cadmium sulfide photo cells (part #276-1657) from our local Radio Shack store to test COMsense's analog capability for testing light levels. Using the instruction manual and our voltmeter, we adjusted the COMsense module and programmed the computer to sense a wide range of light levels. Then we directed the computer to turn on increasing numbers of lights as it became darker outside.

Why? Just because it's 6 PM, it doesn't mean it's always dark outside. And, on stormy days, it might become dark earlier than usual. Thus, time isn't always the best indicator of when to switch on the lights.

Something else we are experimenting with is a temperature-sensitive application, because we'd like to see if we could better control our central heating and air-conditioning systems. For example, during the summer, we'd like to reduce those painfully high Florida air-conditioning expenses. (If you live up north, you might have some interest in cutting back on your heating bills.)

We decided we could use this package to let us know when the inside air temperature falls below the outside temperature. For example, if it were, say, 75 degrees outside and 80 degrees inside, we'd have a radio turn on as a signal to us to shut off the air conditioning and open

Jet



A New Dimension in Fun

Easy aircraft control, coupled with unexcelled omnidirectional visual (plus audio) references and ballistic power, provide the speed and aerobatic maneuverability that add up to pure fun. Engage in a wide variety of combat scenarios (land-based F-16 or carrier-based F-18), or fly over detailed United States scenery at Mach 2.



subLOGIC
Corporation
713 Edgebrook Drive
Champaign IL 61820
(217) 359-8482 Telex: 206995

Order Line: (800) 637-4983
(except in Illinois, Alaska, and Hawaii)
Circle 40 on Reader Service card.

the windows. Or, we could have the computer turn off the air conditioner and turn on the indoor fans.

Conversely, if you're using a wood stove (perhaps in your basement) for heating, you could program the computer so that when it sensed the temperature was above 85 degrees next to the stove, it would turn on fans to propel the hot air upwards.

We were impressed with this sophisticated system and the great degree of control it provides. Disadvantages? The computer must be on at all times, and both expansion and cartridge ports are necessary to take full advantage of this package.

We also think it would be helpful if Genesis would suggest where we could buy, either locally or by mail, the sensors we needed for the COMsense module. Genesis officials told us that many large electrical-supply stores either stock or will order high-capacity BSR modules and other devices.

The VIController, COMsense and COMclock are available for \$69.95 each; the Super Schedule Program retails for \$19.95. Or, you can purchase the entire Genesis Home Control System for \$199.95. Genesis Computer Corp., Ben Franklin Technology Center, Lehigh University, Bethlehem, PA 18015.

Conclusion

Both systems are creative and exciting state-of-the-art applications for the C-64. (By the way, the Genesis Home Control System can also run on an expanded VIC-20.)

The X-10 Powerhouse is more of a turnkey operation, in the sense that the software walks you through the program and you can purchase the necessary modules directly from the company. Another advantage of the X-10 system is that, except when you are setting up or making changes, it leaves your computer available for other uses.

The Home Control System is comprehensive and more sophisticated in that events are not only time-driven, but you can also use outside sensors to determine when or if an action occurs. Other applications are limited only by your own imagination.

The principal disadvantage of the Genesis package is that your computer must remain on 24 hours a day, and you're limited in the software you can run while the system is in operation.

If you'd like an eminently practical application for your computer, why not try one of these home-control systems? Compare their offerings and decide which will fulfill your particular needs. Both can provide you with savings in energy and money, as well as with added security for your home. Then, once your system is up and running, you can relax and enjoy computerized control of your futuristic home. R

Address all author correspondence to Christine and John Adamec, 1921 Ohio St. NE, Palm Bay, FL 32907.

Circle 202 on Reader Service card.

Program Your Own EPROMS

VIC 20
C 64 **\$99.50**

PLUGS INTO USER PORT.
NOTHING ELSE NEEDED.
EASY TO USE. VERSATILE.

- Read or Program. One byte or 32K bytes!

OR Use like a disk drive. LOAD,
SAVE, GET, INPUT, PRINT, CMD,
OPEN, CLOSE—**EPROM FILES!**

Our software lets you use familiar BASIC commands to create, modify, scratch files on readily available EPROM chips. Adds a new dimension to your computing capability. Works with most ML Monitors too.

- Make Auto-Start Cartridges of your programs.
- The *promenade*™ C1 gives you 4 programming voltages, 2 EPROM supply voltages, 3 intelligent programming algorithms, 15 bit chip addressing, 3 LED's and NO switches. Your computer controls everything from software!
- Textool socket. Anti-static aluminum housing.
- EPROMS, cartridge PC boards, etc. at extra charge.
- Some EPROM types you can use with the *promenade*™

2758	2532	462732P	27128	5133	X2816A*
2516	2732	2564	27256	5143	52813*
2716	27C32	2764	68764	2815*	48016P*
27C16	2732A	27C64	68766	2816*	

*Commodore Business Machines

*Denotes electrically erasable types

Call Toll Free: 800-421-7731 or 408-287-0259
In California: 800-421-7748



JASON-RANHEIM

580 Parrott St., San Jose, CA 95112



Attention Subscribers

We occasionally make our mailing list available to other companies or organizations with products or services which we feel might be of interest to you. If you prefer that your name be deleted from such a list, please fill out the coupon below or affix a copy of your mailing label and mail it to:

CW Communications/Peterborough
RUN
PO Box 954
Farmingdale, NY 11737

Please delete my name from mailing lists sent to other companies or organizations. RUN

Name _____
Address _____
City _____ State _____ Zip _____

A Printer For All Reasons

Search For The Best High Quality Graphic Printer

If you have been looking very long, you have probably discovered that there are just too many claims and counter claims in the printer market today. There are printers that have some of the features you want but do not have others. Some features you probably don't care about, others are vitally important to you. We understand. In fact, not long ago, we were in the same position. Deluged by claims and counter claims. Overburdened by rows and rows of specifications, we decided to separate all the facts — prove or disprove all the claims to our own satisfaction. So we bought printers. We bought samples of all the major brands and tested them.

Our Objective Was Simple

We wanted to find that printer which had all the features you could want and yet be sold directly to you at the lowest price. We didn't want a "close-out special" of an obsolete product that some manufacturer was dumping, so we limited our search to only those new printers that had the latest proven technology. We wanted to give our customers the best printer on the market today at a bargain price.

The Results Are In

The search is over. We have reduced the field to a single printer that meets all our goals (and more). The printer is the SP-1000 from Seiksha, a division of Seiko (one of the foremost manufacturers in the world). We ran this printer through our battery of tests and it came out shining. This printer *can* do it all. Standard draft printing at a respectable 100 characters per second, and with a very readable 12 (horizontal) by 9 (vertical) character matrix. This is a full bi-directional, logic seeking, true descender printer.

"NLQ" Mode


One of our highest concerns was about print quality and readability. The SP-1000 has a print mode termed Near Letter Quality printing (NLQ mode). This is where the SP-1000 outshines all the competition. Hands down! The character matrix in NLQ mode is a very dense 24 (horizontal) by 18 (vertical). This equates to 41,472 addressable dots per square inch. Now we're talking *quality* printing. It looks like it was done on a typewriter. You can even print graphics using the standard graphics symbols built into your computer. The results are the best we've ever seen. The only other printers currently available having resolution this high go for hundreds more.

Features That Won't Quit

With the SP-1000 your computer can now print 40, 48, 68, 80, 96, or 136 characters per line. You can print in ANY of scores of styles including double width and reversed (white on black) styles. You not only have the standard Pica, Elite, Condensed and Italics, but also true Superscripts and Subscripts. Never again will you have to worry about how to print H₂O or X². This fantastic machine will do it

automatically, through easy commands right from your keyboard. Do you sometimes want to emphasize a word? It's easy, just use **bold** (double strike) or use *italics* to make the words stand out. Or, if you wish to be even more emphatic, underline the words. You can combine many of these modes and styles to make the variation almost endless. Do you want to express something that you can't do with words? Use graphics with your text — even on the same line. You have variable line spacing of 1 line per inch to infinity (no space at all) and 143 other software selectable settings in between. You can control line spacing on a dot-by-dot basis. If you've ever had a letter or other document that was just a few lines too long to fit a page, you can see how handy this feature is. Simply reduce the line spacing slightly and . . . VOILA! The letter now fits on one page.

Special only \$219.95



Forms? Yes!

Your Letterhead? Of Course!

Do you print forms? No problem. This unit will do them all. Any form up to 10 inches wide. The tractors are adjustable from 4 to 10 inches. Yes, you can also use single sheets. Plain typing paper, your letterhead, short memo forms, labels, anything you choose. Any size to 10" in width. In fact this unit is so advanced, it will load your paper automatically. Multiple copies? Absolutely! Use forms (up to 3 thick). Do you want to use spread sheets with many columns? Of course! Just go to condensed mode printing and print a full 136 columns wide. Forget expensive wide-carriage printers and changing to wide carriage paper. You can now do it all on a standard 8½" wide page, and you can do it quietly. The SP-1000 is rated at only 55 dB. This is quieter than any other impact dot matrix printer that we know of and is quieter than the average office background noise level.

Consistent Print Quality

Most printers have a ribbon cartridge or a single spool ribbon which gives nice dark

printing when new, but quickly starts to fade. To keep the printers output looking consistently dark, the ribbons must be changed quite often. The SP-1000 solves this problem by using a wide (½") ribbon cartridge that will print thousands of pages before needing replacement. (When you finally do wear out your ribbon, replacement cost is only \$11.00. Order #2001.)

The Best Part

When shopping for a printer with this quality and these features, you could expect to pay much more. *Not now!* We sell this fantastic printer for only \$219.95! You need absolutely nothing else to start printing — just add paper (single sheet or fanfold tractor).

No Risk Offer

We give you a 2-week satisfaction guarantee. If you are not completely satisfied for any reason we will promptly refund your purchase. The warranty has now been extended to 2 years. The warranty repair policy is to repair or replace and reship to the buyer within 72 hours of receipt.

The Bottom Line

Be sure to specify the order # for the correct version printer designed for your computer.

Commodore C-64 & C-128, Order #2200, graphics interface & cable built in. \$219.95

IBM-PC and compatibles, Order #2100, \$239.95 plus 8' shielded cable #1103, \$26.00

Apple IIc & Macintosh Order #2300, \$239.95 with cable 75 CPS.

Standard Parallel with 36 pin Centronics connector, Order #2400, \$239.95 no cable

Standard Serial with RS-232 (DB-25) Connector, Order #2500, \$239.95 no cable

We also have interfaces and cables for many other computers not listed. Call Customer Service at 805/987-2454 for details.

Shipping and insurance is \$10.00 — UPS within the continental USA. If you are in a hurry, UPS Blue (second day air), APO or FPO is \$22.00. Canada, Alaska, Mexico are \$30.00 (air). Other foreign is \$70.00 (air). California residents add 6% tax. The above are cash prices — VISA and MC add 3% to total. We ship the next business day on money orders, cashiers' checks, and charge cards. A 14-day clearing period is required for checks. Prices subject to change—CALL.

For information call 805/987-2454

TO ORDER CALL TOLL FREE

1-(800) 962-5800 USA (8-8 PST)
1-(800) 962-3800 CALIF.

Dealer inquiries invited

or send order to:

 APROTEK

1071-A Avenida Acaso
Camarillo, CA 93010

Songfest

By JOE KACZYNSKI

Songfest is designed for the broadest of audiences, ranging from the musical novice to the professional musician. This program allows you to utilize to the fullest extent the little-understood SID (sound interface device) chip.

Now, your Commodore can use up to three voices to play any song. You need only take the sheet music of your favorite song and, following simple menu-driven questions, enter that song. You can then play it back, modify it to your individual taste, if desired, and then save it to the disk for playback at any time.

Since songs require an unusually large amount of disk space and are sequential in nature, you must use disks to hold them. I suggest you start by formatting a new disk before you proceed with this program.

As you may already know, the Commodore 64 SID chip is the heart of the 64's music capabilities. This highly sophisticated integrated circuit makes the Commodore a unique instrument indeed. It provides the 64 with a three-voice (three-instrument) and full eight-octave electronic music synthesizer.

More information on the capabilities of the 64 and the SID chip may be found in various chapters of the *Commodore 64 Programmer's Reference Guide*. You may want to refer to this

With this multifunctional music editor, you can jam with your Commodore or just sing along with some prerecorded songs. If you're especially musical, you can create songs in three-part harmony.

guide if you wish to do some additional experimentation with various parameters involved with the attack/decay and sustain/release (A/D and S/R) settings. Fortunately, you won't need to read any more than this article to fully utilize your 64's music capabilities.

Songfest has many features that make it very easy to use. To get an accurate reproduction of a particular song, you must enter each note. However, you must also realize that music is made up of a complex combination of notes, rests, tempos, rhythms and octaves. All of these combine to make a song. The correct combination of all these variables is available to everyone, directly from sheet music. Songfest makes it easy to set this data into your 64 in the appropriate form.

When you have entered Songfest into your 64 and saved it, run the program. You will see the following:

Welcome to Songfest

Menu

- R = read preprogrammed song from disk
- P = play song once
- C = continuous play; hit space bar to end
- I = input notes of your own song
- A = add notes to song
- M = modify waveform, A/D, S/R
- S = sound change during playback
- E = error correction after input
- K = keyboard function
- Q = quit and exit program

Any time you wish to leave Songfest and return to Basic, simply press Q (quit and exit program) while viewing the main menu.

Menu Explanation

R—read preprogrammed song from disk. If you wish to load a preprogrammed song that you have previously saved, you select this option on the main menu. When you do this, be sure to select the number of voices in which you saved the song.

There is, of course, no way for Songfest to know how many voices your own creation used. When the screen displays the question, "How Many Voices Would You Like?", you are simply being asked how many voices were actually stored to the disk when you last saved the song. If you

RUN It Right

C-64; C-128 (in C-64 mode)
Disk drive only




Illustration by Katherine Mahoney

try to read more voices than you actually stored, you'll get an error. Similarly, if you try to read fewer voices than you wrote, you will also get an error.

You will then be asked for the name of the song. Type in its name exactly as it appears on the disk's directory, but without the quotes. Once your song is loaded, it will begin playing automatically. When it is finished playing, you may select P or C.

P—play song once or **C**—continuous play. These two menu options seem clear enough, but there are a few things you might like to know about them. First, you can play back any song in the number of voices in which it was recorded (saved). You can also play it back in fewer voices, but you can't play it in more voices, since those voices are just not there. If you choose C, pressing the space bar at any time will end the song and return you to the main menu.

I—input notes of your own song. When this option is selected, the screen clears and displays the following messages. These enable you to set up all the necessary parameters critical to the types of voices your songs will play in. Parameters for voice 0 are now:

W/F—0, A/D—0, S/R—0
 Select waveform (17,33,65)
 Select A/D (0-255)
 Select S/R (0-255)

Also, if the waveform 65 is selected, the following additional message appears:

High Pulse (0-15); a suggestion is 8
 Low Pulse (0-255); a suggestion is 128

When you initially enter your songs, I suggest you use the following values, although later you may wish to experiment with others. Incidentally, if you only wish to change one of these parameters in a voice, you may press the return key until you get to the specific parameter you wish to change.

Voice 0 W/F = 17 A/D = 9 S/R = 240
 Voice 1 W/F = 33 A/D = 10 S/R = 120
 Voice 2 W/F = 33 A/D = 10 S/R = 85

When the above information has been entered, the following message will appear: "Enter Notes For Voice 0, Enter 0,0,0, To Go To Next Voice."

The notes available to you are: C, C#(Db), D, D#(Eb), E, F, F#(Gb), G, G#(Ab), A, A#(Bb) and B.

Note that # signifies sharp and b denotes a flat. To enter a sharp, press Shift 3. To enter a flat, press Shift 6 (&). The & symbol is used to distinguish a flat from a lowercase b.

Auld Lang Syne.

ROBERT BURNS.

SCOTCH AIR.

Figure 1. Auld Lang Syne sheet music.

You are now ready to input notes from your sheet music or from the example Auld Lang Syne (Figure 1). As indicated earlier, music is very complex. Although this program makes entering this data quite straightforward, you must take great care in entering each note, octave and duration, and you must enter them in just that particular format—note, octave, duration.

Specifically, the format must be a note (which may be a letter by itself or a letter and a sharp or flat) followed by a comma, plus an octave number followed by a comma and, finally, a duration number. For example: C#,5,4. (Refer to Figures 2 and 3.)

A comma must be used to separate off each entry, or it will be rejected and you'll be prompted with a Redo From Start error message. You may then reinput the line where the error occurred.

Generally, it's good practice (initially) to enter just one complete line of sheet music at a time (as in my example). This is typically four measures. If you've completed the first voice and wish to move on to the next voice, enter 0,0,0.

Entering another voice involves reentering the same number of mea-

asures, even though the notes, octaves and durations are different. You will notice that, as each note, octave and duration is entered, a measure number will appear to the right. This is to assist you if a note change has to be made later.

The most critical point to remember is that even if you make a mistake, you must still complete the same measure total for all the voices you are entering before you can correct a mistake.

When you make a mistake, simply jot down the measure number where the mistake occurred. If you don't complete the proper measure count for all voices, the entire series must be redone from the last "A = Add Notes To Song" selection.

It's a good practice to write down the final measure number before you go on to the next voice. When you complete the next voice, you can then compare and be sure that the measure numbers are the same. Therefore, until you become more familiar with this procedure, enter only a maximum of four measures at a time for all the desired voices.

Now use the A option to continue your input. This way, if you make an error, you will only have to enter, at

Fleet System 2.™

Word processing that *spells* V-A-L-U-E.



All New
For C-128!
Fleet System 3.
All of Fleet System 2—
Plus Integrated Thesaurus
(Synonym & Antonym Dictionary)
Ask for it!

“A”

Rating
Superb!

—RUN Magazine

Complete word processing with built-in 90,000 word spell checking - Only \$69.95

Up till now, you'd have to spend a minimum of about \$70 to get a good word processor for your Commodore 64™/128™. And if you added a small, *separate* spell checking program, you'd be out well over \$100!

Now there's Fleet System 2! It's two powerful programs in one, and it's perfect for book reports, term papers or full office use.

Fleet System 2 combines the EASIEST and most POWERFUL word processor available with a lightning-fast 90,000 word spelling dictionary — all in one refreshingly EASY TO USE integrated system. Finally, spell checking is now available at your fingertips.

You can even add over 10,000 “custom” words to the built-in 90,000 word dictionary. And at a suggested retail price of \$79.95, Fleet System 2 really spells V-A-L-U-E, and 90,000 other words too!

Fleet System 2 helps people of all ages to learn to *spell correctly* and *write better* too. It's the ONLY full featured word processor that provides you with helpful writing and VOCABULARY FEEDBACK such as: the total number of words in your document, the number of times each word appears, and total number of “unique” words, just to name a few.

Fleet System 2 has every important feature that will help you make child's play

out of the most heavy duty typing tasks. There's Built-in 80 Column Display — so what you see is what you get, Horizontal Scrolling During Typing, Easy Correction and Movement of Text, Page Numbering, Centering, Indenting, Headers and Footers, Math Functions, Search and Replace, Mail Merge, BUILT IN 90,000 word SPELL CHECKING and much, much more!

Ask for Fleet System 2.
Exceptionally Easy. Packed
with Power. Perfectly
Priced.



Call 1-800-343-4074 for the Dealer nearest you!
Professional Software, Inc., 51 Fremont Street, Needham, MA 02194 (617) 444-5224

Fleet System 2™ is a trademark of Professional Software, Inc. — Fleet System 2™ was designed and written by Visiontronics, Ltd. — Commodore 64™ and Commodore 128™ are trademarks of Commodore Electronics Ltd. — Some printers may not support certain Fleet System 2 functions and/or require an interface. Please check with your dealer. — Dealer and Distributor inquiries are invited.

Circle 93 on Reader Service card.















NOTE TYPE	DURATION	EXAMPLE
Whole note	16 beats	
Dotted half note	12 beats	
Half note	8 beats	
Dotted Quarter note	6 beats	
Quarter note	4 beats	
Dotted Eighth note	3 beats	
Eighth note	2 beats	
Dotted sixteenth note	1.5 beats	
Sixteenth note	1 beat	
Whole rest	16 beats	
Half rest	8 beats	
Quarter rest	4 beats	
Eighth rest	2 beats	

Figure 2. Songfest Reference Guide.



NOTE AND OCTAVE IDENTIFICATION CHART

This is a sample staff with all the notes labeled. The letter indicates the note name and the number indicates the octave. These are the values you will be using during the Add or Input mode in Songfest. Simply find the placement of the note from your sheet music by using this guide.

Figure 3. Songfest Reference Guide.

most, four measures of the song. When the selected number of voices have been properly entered, play the song to make sure you find it pleasing. If you are satisfied, press the A option again and continue inputting your song.

If you feel a note is incorrect, use the E option. You will be asked which voice contains the error (0, 1 or 2) and for the measure number just before the note to be changed.

Up until the time you press the return key, you may edit as always by pressing the delete key and retyping the data. Once you press the return key, your data is saved within Songfest. Changes at this point require the use of the E option. Duration errors are basically fatal, because they offset the entire song's timing and measure count, therefore requiring reentry of the entire song.

If you discover an error in a note or octave, mark down the measure number that's beside the incorrect entry. Continue entering until you have entered all notes up to the previous voice's measure number. (Remember, all voices must have the same number of measures.) If you've decided to enter all three voices, all three must be at the same measure number before you will have a correct song.

This will return you to the main menu, where you can select the E option. This will ask you which voice you'd like to change. You'll then be asked for the measure number of the incorrect note. After Songfest finds the note, you'll be asked to reenter the note and the octave.

M—modify waveform. After working with Songfest for a while, you may wish to do some experimentation of your own. This option gives you the capability of playing back your song in just about any combination of waveform and attack/decay and sustain/release parameters possible on your 64. The M option will first tell you what the present settings are and then ask you to input your new selections. The A/D and S/R parameters are explained fully in the sound section of your user's manual.

The suggested waveforms are: a triangle, which is 17; a sawtooth, which is 33; and a pulse, which is 65. You may also select different settings for the A/D and S/R parameters.

These parameters all affect the types of sounds the SID chip produces. By careful experimentation and selection, you'll be able to re-



COMMODORE
64/128K



Super FIREBIRD SILVER DISK

Circle 71 on Reader Service card.

STERLING SILVER FLIPPY DISK



UNDERWURLDE

Beware

All you need is there to take
Locate the weapons, then to make
A journey on if you would dare
To find the devil in his lair
The long dark palace, seek you will
The gems your pockets will not fill
Tho' energy they'll make you fast
And gargoyles then you will get past
Up and up, the journey's slow
So down is first the way to go.

The old travellers' words still singing
in my head.



WILLOW PATTERN

The beautiful Princess Koong-Shee
is being forced to marry a merchant,
Ta Jin against her will. She really
loves a clerk, Chang, who's only
hope is to force his way to the
Mandarin's palace against terrible
odds and help her to escape. Now
play on...



CHIMERA

Investigations have traced the
source of erratic radio signals to a
giant alien vessel, orbiting the Earth
high in the exosphere. That the craft
is hostile, there is no doubt;
somebody will have to go aboard and
find out how to eliminate the threat.



BOOTY

Well shiver me timbers and splice the
mainbrace and pass the grog, me
hearties. Here be the greatest pirate
adventure of them all, aboard that
scourge of the Seven Seas - the
dreaded Black Galleon. Feast yer
eyes on the BOOTY-ful treasure
stored in 20 holds. There be pirates,
parrots and fun galore. If you don't
like it, matey, we'll hang you by the
highest yard-arm!!!



CYLU

Greetings Cylu, Warrior King, to the
land of Evol. Our people need a new
leader to make us great again. He
must be agile, and show that he is
wise and strong, and so we have
devised a test. If you pass, you will
prove that you are worthy. If you fail...



SABRE WULF

The Warning

Thy path is long so tread with care
Beware the wulf and pass his lair
Danger threatens all around
So take ye from this hidden mound
To free thee from this sunken gate
By way of cave or meet thy fate
An amulet to seek thy will
'Twas split by quad and hidden still
Pass the keeper wrought with hate
To gain an entrance to the gate
The pieces lost must thee amass
For if no charm then none shall pass



FACTSHEET/ORDER HOTLINE: 201.934.7373 FIREBIRD LICENSEES INC. 74 NORTH CENTRAL AVENUE RAMSEY NEW JERSEY 07446

* THE MUSIC SYSTEM/ADVANCED MUSIC SYSTEM ARE TRADE MARKS OF FIREBIRD LICENSEES.
COMMODORE 64/128 ARE TRADE MARKS OF COMMODORE BUSINESS MACHINES.

COMMODORE
64/128K

Voice 0: W/F=17 A/D=9 S/R=240
 Voice 1: W/F=33 A/D=10 S/R=120
 Voice 2: W/F=33 A/D=10 S/R=85

Voice 0 N, O, D	Voice 0 N, O, D	Voice 1 N, O, D	Voice 1 N, O, D	Voice 2 N, O, D	Voice 2 N, O, D
S, 4, 12	C, 5, 6	S, 4, 12	F, 4, 8	S, 4, 12	A, 3, 6
C, 4, 4	A, 4, 2	C, 4, 4	F, 4, 8	C, 4, 4	C, 4, 2
	A, 4, 4				C, 4, 4
F, 4, 6	C, 5, 4	C, 4, 6		A, 3, 6	A, 3, 4
F, 4, 2		C, 4, 2		A, 3, 2	
F, 4, 4	D, 5, 12	C, 4, 4	F, 4, 12	A, 3, 4	A#, 3, 12
A, 4, 4	D, 5, 4	F, 4, 4	F, 4, 4	C, 4, 4	D, 4, 4
G, 4, 6	C, 5, 6	E, 4, 6	F, 4, 6	C, 4, 6	C, 4, 6
F, 4, 2	A, 4, 2	D, 4, 2	F, 4, 2	A, 3, 2	C, 4, 2
G, 4, 4	A, 4, 4	E, 4, 4	F, 4, 4	A#, 3, 4	C, 4, 4
A, 4, 4	F, 4, 4	E, 4, 4	C, 4, 4	C, 4, 4	C, 4, 4
F, 4, 6	G, 4, 6	F, 4, 6	E, 4, 6	A, 3, 6	C, 4, 6
F, 4, 2	F, 4, 2	F, 4, 2	D, 4, 2	A, 3, 2	C, 4, 2
A, 4, 4	G, 4, 4	F, 4, 4	E, 4, 4	C, 4, 4	C, 4, 4
C, 5, 4	A, 4, 2	F, 4, 4	E, 4, 4	A, 3, 4	A, 3, 4
	G, 4, 2				
D, 5, 12		F, 4, 12	D, 4, 6	A#, 3, 12	A, 3, 6
D, 5, 4	F, 4, 6	F, 4, 4	A, 3, 2	A#, 3, 4	F, 3, 2
	D, 4, 2		A#, 3, 8		F, 3, 4
C, 5, 6	D, 4, 4	F, 4, 6		C, 4, 6	E, 3, 4
A, 4, 2	C, 4, 4	F, 4, 2	A, 3, 12	C, 4, 2	
A, 4, 4		F, 4, 4	S, 4, 4	C, 4, 4	F, 3, 12
F, 4, 4	F, 4, 12	F, 4, 4		A, 3, 4	S, 4, 4
	S, 4, 4		0, 0, 0		
					0, 0, 0
G, 4, 6		E, 4, 6		C, 4, 6	
F, 4, 2	0, 0, 0	D, 4, 2		A, 3, 2	
G, 4, 4		E, 4, 4		A#, 3, 4	
A, 4, 4		E, 4, 4		C, 4, 4	
F, 4, 6		D, 4, 6		A, 3, 6	
D, 4, 2		A, 3, 2		F, 3, 2	
D, 4, 4		A#, 3, 4		F, 3, 4	
C, 4, 4		A#, 3, 4		E, 3, 4	
F, 4, 12		A, 3, 12		F, 2, 12	
D, 5, 4		F, 4, 4		A#, 3, 4	
C, 5, 6		F, 4, 8		A, 3, 6	
A, 4, 2		F, 4, 8		C, 4, 2	
A, 4, 4				C, 4, 8	
F, 4, 4					
		E, 4, 6		C, 4, 6	
		D, 4, 2		A, 3, 2	
G, 4, 6		E, 4, 4		A#, 3, 4	
F, 4, 2		E, 4, 4		A#, 3, 4	
G, 4, 4					
D, 5, 4					

Figure 4. Auld Lang Syne input data.

produce various musical instruments. The possibilities are virtually endless for the types of sounds you can create, including those unique to the SID chip itself.

S—sound change during playback. This menu selection lets you experiment with various sounds without really understanding anything about waveforms or A/D and S/R settings, which you may not yet have had time to learn. Once you've loaded a song, either from the disk or the keyboard, press S. Pressing f1, f3, f5 or f7 will play the song with different preselected voice parameters. If, after experimenting on your own, you like the sound you've created, you may change these parameters yourself.

They are located in lines 920-970 of the program.

K—keyboard synthesizer. The keyboard synthesizer is another great feature of Songfest. Basically, what the K selection yields is a screen of help text, which gives you various alternatives to selecting, tuning and playing your new musical instrument, the Commodore 64.

The f1, f3, f5 and f7 function keys select the octave in which you wish your instrument to play. (f1 is the highest octave; f7, the lowest.)

The f2, f4 and f6 keys select the waveform or instrument type you wish your Commodore to be. You'll find f2 to be a smooth, mellow sound, while f6 tends to be a bit twangy.

Pressing f8 allows any note to continue to play until you press the next note. This is called maintaining the note. Some instruments, such as the accordian and many organs, are capable of maintaining notes in this fashion.

Pressing the space bar yields another interesting variation—polyphonic sound, which is much like a harpsichord. To deactivate this, press the space bar again.

Also displayed on the screen is a small chart, the index, which turns the 64 into the keyboard of a musical instrument. Each available note is listed. Beneath each one is displayed the corresponding letter that you must type to produce this sound. To return to Songfest, you may press Z at any time.

Q—quit and exit program. This selection, of course, returns you to Commodore Basic. If you accidentally press Q while inputting or playing your song, you can recover by immediately entering GOTO 40 in the Direct mode.

Songfest Sample Application

The following section will assume that you have an understanding of the basics of music.

Relax now, and I'll take you through a brief example of entering music into Songfest.

First, be prepared to reference Figures 2 and 3, the Songfest Reference Guide. Second, take a look at the sample song on the sheet music provided in Figure 1. Third, reference Figure 4, which is a list of all the note entries for the song, "Auld Lang Syne." This is the entire song in all three voices. Wait until you hear it! Let's begin.

Type I to enter the Input mode. You will then see another display asking you how many voices you'd like to enter. For this example, enter 3. You'll then be presented with another selection choice. What parameters or waveform type would you like for Voice 0? For this example, use the following parameters for Voices 0, 1 and 2 as indicated below:

Voice 0 W/F = 17
 Voice 0 A/D = 9
 Voice 0 S/R = 240
 Voice 1 W/F = 33
 Voice 1 A/D = 10
 Voice 1 S/R = 120
 Voice 2 W/F = 33
 Voice 2 A/D = 10
 Voice 2 S/R = 85

Of course, you may change these parameters during the playback if you're not happy with them.

F-15 STRIKE EAGLE

For Fighter Pilots—*Not* Sightseers

Circle 68 on Reader Service card.

Enjoyed by
over **200,000**
satisfied computer
fighter pilots!



THE FIRST. THE BEST.
THE ONLY REAL COMBAT FLIGHT SIMULATOR.



MAJOR BILL
OVER
3000 FLYING HOURS

F-15 STRIKE EAGLE is the most realistic, accurate and fun combat flying simulation available. Others have tried to copy it. But none of them have ever strapped on a fighter to experience the thrill and excitement of real combat fighter missions like our Major Bill® has. Compare F-15 STRIKE EAGLE versus our famous competitors, better known for their fancy hangar graphics. If you want a **slow sightseeing hangar queen, buy theirs!** If you want a product that has had over 50 outstanding reviews, thrilled over two hundred thousand satisfied computer fighter pilots, and gives you **real** fighter pilot action, then you want F-15 STRIKE EAGLE!

COMPARE —

COMPARE	F-15 STRIKE EAGLE	IMITATION GAME
SPEED	4 TIMES FASTER	SLOW AND UNRESPONSIVE**
COMBAT AREA	7 REAL MISSIONS—LIBYA TO THE PERSIAN GULF	2 SMALL FICTITIOUS FLYING AREAS
COCKPIT	SOPHISTICATED NAVIGATION MAP, MULTIPLE RADAR AND WEAPONS DISPLAY	TWO LINES OF TEXT
ACTION	MULTIPLE MISSION OBJECTIVES AND THREATS	PICK ONE MISSION OR ONE SET OF THREATS
VALUE	GREAT VALUE—(HUNDREDS OF HOURS OF PLAYTIME)	OVERPRICED

**C-64 COMPARISON

F-15 STRIKE EAGLE is for Commodore 64/128, Atari 800/XE/XL series, Apple II+ family, IBM PC and PC JR computers for a suggested retail price of only \$34.95. Call or write for more information or Money Order, MC/Visa orders. Add \$2.50 for shipping and handling.

Registered trademarks of Commodore Business Machines, Inc., Atari, Inc., Apple Computer Inc., and International Business Machines, Inc., respectively.

*Major Bill Stealey, USAF Reserve, President, MicroProse

MICRO PROSE

SIMULATION • SOFTWARE

120 Lakefront Drive • Hunt Valley, MD 21030

(301) 667-1151

After selecting these parameters, which basically select the "instruments" that will play the song you're about to enter, you will be presented with the note input questions. From here, you just need to enter the data listed in Figure 4.

But why don't you look at this whole process a little closer? If you look at the sheet music, you'll notice a time signature of 4/4. This means that you have to treat each measure as if it had 16 beats. For a 4/4 time signature, all (and I do mean *all*) measures must have a total of 16 beats. On the other hand, a 3/4 time signature would have 12 beats per measure.

The funny-looking sign on the left of the music is called a G clef. To the right of that is a flat designation (b) on the staff line B (remember, Every Good Boy Does Fine). This tells you that every time you encounter the note B, you must enter it flat (shift 6). Another interesting way to input B flat is to enter A sharp (A#).

You may always use this conversion if it's easier for you to remember. To visualize this a little better, you might picture a flat as being a half step below a given note and a sharp as being a half step above a given note. Therefore, an A sharp is equal to a B flat. Similarly, an F# is equal to a G flat. All right, let's get back to the sheet music.

Knowing that each measure has to have 16 beats because of the time signature 4/4, let's take a look at the first measure in "Auld Lang Syne." There's only one note there, and it's a quarter note, which, according to your reference chart, is only supposed to get four beats.

What to do now? Well, this happens sometimes, but, remember, all measures with this 4/4 time signature must have 16 beats, or the song is not going to sound right. Here you can utilize a "rest" to fill the unused beats in the measure. Enter S,4,12 as your first en-

try. Then enter C,4,4 for the quarter note. That gives you a total of 16 beats, and you're in business.

You can enter as many notes as you'd like (up to 90 measures) in each voice, but I strongly suggest that, until you are thoroughly familiar with the program, you enter only four measures at a time. Enter the four measures, then enter 0,0,0 to move on to the next voice, and repeat this procedure until all three voices are complete. Play the song to make sure it's all right. Now use the A option to continue inputting. After you've finished, sit back and listen to what you have accomplished. It sounds great, doesn't it?

Now that you're an accomplished musician, you're ready to tackle other songs. If you feel you're ready for the big step, enter an entire song in one voice before going on to the next voice, and soon the entire song has been entered.

Hints for Advanced Users

To suit your own taste, you may change the number of beats that each note normally gets, but only if you change all others accordingly. For example, if you purchase some sheet music, enter it into Songfest and find that the tempo is too slow or too fast, you can change the speed by altering the note-duration value.

In a song that is playing too quickly, double the duration value of each note. Give a whole note 32 beats, a half note 16 beats, a quarter note eight beats, and so on.

In a song that's being played too slowly, cut the duration in half. Give a whole note eight beats, a half note four beats, and so on. Remember, make sure all notes are treated proportionately. Don't be afraid to experiment. As long as each voice has the same number of measures, there will be no difficulty.

Here's another hint that may clar-

ify some points on A/D and S/R settings. As an advanced user, you may understand that the actual settings of A/D and S/R are actually controlled by two bytes in the SID chip. The upper nibble of the A/D byte is A, and the lower nibble is D. The same holds true for the S/R byte—S being the high nibble and R being the low nibble.

What this means is that a little calculation is necessary to obtain meaningful values of A/D and S/R. First, select the desired value of decay (D) and release (R) between 0 and 15. Remember, a lower number means a quicker decay or release rate. Now pick a value for attack (A) and sustain (S) from 0 to 15.

The lower the attack number, the faster the note rises to its initial peak. The sustain value determines the amplitude (volume) during the sustain portion of the note.

Now, to calculate the actual value of A/D from 0 to 255, take the value (from 0 to 15) you have selected for the attack and multiply it by 16. Then, add this value to the value you have selected for the decay (from 0 to 15). This will give you the correct number to enter to select A/D. The same procedure applies for sustain and release.

You are now well on your way to becoming a great computer musician. Good luck. ☐

Note: In future issues we will publish lists of input notes for various songs that you may use with Songfest. We welcome contributions from our readers. If you have entered any songs in the public domain that you would like to share with us, send a disk and a printout of the notes to: Songfest, RUN Magazine, Technical Dept., 80 Pine St., Peterborough, NH 03458.

Address all author correspondence to Joe Kaczynski, 89 Hillcrest Ave., Methuen, MA 01844.

Listing 1. Songfest program.

```

0 REM:MUSICOM 64:COPYRIGHT 1985 BY JOE KACZ
  YNSKI :REM*78
5 CLR:S=54272:FORL=STOS+24:POKEL,0:NEXT
  :REM*21
10 DIMH%(2,145),L%(2,145),C%(2,145),D(3)
  ,R(3),V(3),FQ(11):Z=0 :REM*18
15 FORA=0TO11:READFQ(A):NEXT:POKE53281,0
  :REM*153
20 POKE53280,2:PRINT"{SHIFT CLR}{CRSR RT}{CT
  RL 9}{COMD 7}{38 SPACES}{CTRL 0}"
  :REM*188

```

```

25 PRINT"{CRSR RT}{CTRL 9}{CTRL 2}{10 SPACE
  s}{CTRL 9}{CTRL 6}WELCOME TO SONGFEST{CT
  RL 2}{9 SPACES}{CTRL 0}" :REM*57
30 PRINT"{CRSR RT}{CTRL 9}{COMD 7}{38 SPACE
  s}{CTRL 0}" :REM*30
35 PRINT"{17 CRSR RTs}{CTRL 9}{CTRL 2}MENU{
  CTRL 0}" :REM*133
40 PRINT"{2 CRSR RTs}{CTRL 2}R{COMD 7}={CT
  RL 2}READ {COMD 3}PREPROGRAMMED SONG FRO
  M DISK" :REM*178
45 PRINT"{CRSR DN}{2 CRSR RTs}{CTRL 2}P= PL
  AY {CTRL 6}SONG ONCE" :REM*129
50 PRINT"{CRSR DN}{2 CRSR RTs}{CTRL 2}C={C
  CTRL 2}CONTINUOUS {COMD 3}PLAY{4 SPACES}{
  CTRL 9}{CTRL 2}SPACEBAR {COMD 3}TO END{C
  CTRL 0}" :REM*14

```




Flight Simulator II Scenery Disks

The Challenge of Accomplished Flight

With a realism comparable to (and in some ways even surpassing) \$100,000 aircraft flight simulators, Flight Simulator II includes full flight instrumentation and avionics, and provides a full-color out-the-window view. Instruments are arranged in the format standard to modern aircraft. All the radios needed for IFR flight are included. Front, rear, left, right, and diagonal views let you look in any direction. Program features are clearly documented in a 96-page Pilot's Operating Handbook.

For training in proper flight techniques, Flight Simulator II includes another 96-page instruction manual, compiled by two professional flight instructors with over 8,000 hours flight time and 12,000 hours of aviation teaching experience. You'll learn correct FAA-recommended flight procedures, from basic aircraft control through instrument approaches. To reward your accomplishments, the manual even includes a section on aerobatic maneuvers.

The Realism and Beauty of Flight

Go sight-seeing over detailed, realistic United States scenery. High-speed graphic drivers provide an animated out-the-window view in either day, dusk, or night flying modes.

Flight Simulator II features over 80 airports in four different scenery areas: New York, Chicago, Seattle, and Los Angeles. Six additional Scenery Disks covering the entire Western half of the United States are now available in IBM and C64/128 disk formats.

Apple and Atari versions will be released soon. Each disk covers a geographical region of the country in detail, and is very reasonably priced.

The Pure Fun of "World War I Ace"

When you think you're ready, you can test your flying skills with the "World War I Ace" aerial battle game. This game sends you on a bombing run over heavily-defended enemy territory. Six enemy fighters will attempt to engage you in combat as soon as war is declared. Your aircraft can carry five bombs, and your machine guns are loaded with 100 rounds of ammunition.

See Your Dealer. Flight Simulator II is available on disk for the Apple II, Atari XL/XE, and Commodore 64/128 computers for \$49.95. Scenery Disks for the C64 and IBM PC (Jet or Microsoft Flight Simulator) are \$19.95 each. A complete Western U.S. Scenery six-disk set is also available for \$99.95. For additional product or ordering information, call (800) 637-4983.

Apple II is a trademark of Apple Computer, Inc.
Atari XL and XE are trademarks of Atari Corp.
Commodore 64 and 128 are trademarks of Commodore Electronics Ltd.
IBM PC is a registered trademark of International Business Machines Corp.



subLOGIC
Corporation
713 Edgebrook Drive
Champaign IL 61820
(217) 359-8482 Telex: 206995

Order Line: (800) 637-4983
(except in Illinois, Alaska, and Hawaii)

SPECIALS

- Disk notcher** \$5.99
 Double your disk capacity with this little tool.
- Generic Disks DS/DD** 79¢

FAST RAM

- Powerful all machine language program.
 - Takes up only 4K of memory.
 - Adds 10 new commands plus an advanced DOS wedge
- Store programs or sequential in Ram for almost instant access. This gives you the advantage of having several programs in memory at the same time. Imagine writing a game and having a sprite editor program in memory at the same time!

ONLY \$19⁹⁵

PHOTOCOPY

A utility to convert several different graphic pictures over to the NEWSROOM format. This program will convert the following.

Hi-res Doodle, screen magic, flexidraw, and graphics basic. Also converts 8K bit mapped hi-res file such as Screen Magic, and Flexidraw.

Improve your NEWSROOM library.

\$19⁹⁵

DIR+

A DISK LIBRARY CATALOGING PROGRAM

Having problems finding that lost disk? Here's a program that allows you to alphabetize and print out your program names in a versatile format. A scrolling arrow allows you to edit out meaningless names and keep what you want. Know what you got and where it's at!

- 60 to 600 titles (1 to 5 COLUMNS) can be printed per page by using optional condensed printing.
- Print disk labels with your disk names and ID's.
- Can support up to 1100 program titles and can alphabetize in less than 15 seconds!
- Save the master list to disk for use with a word processor or a data base.

ONLY \$19⁹⁵

TOOLBOX 64 AND NEW TOOLBOX 128

Side 1 contains over 100 routines, some of them are for protection, smooth scrolling, modem routines and sound and color. Also a bootmaker, paddle and joystick test; read terminal, and auto dial and auto answer. Documented routines allow you to use them to build your own programs or use alone. This disk has a lot of tricks that are used in commercial software.

Side 2 contains several of the same routines for the 128 system but also a T&S editor for going out to track 66, along with a screen dump for the 80 column mode and lots, lots more.

Side 1 C-64 Side 2 128 All for \$19⁹⁵

64-128 CROSS REFERENCE BOOK

This is the first book available of its kind. Complete cross-references used to covert 64 programs over to the 128 computer. Book is formatted on the left side with the location and label name, and then on the right with the equivalent 128 location. The entire range of memory is covered starting at 0-Page going thru BASIC and then thru the Operating System. A must for the serious 128 user.

\$12⁹⁵

64 BBS

Full performance boards with lots of extra's not found on others. Both boards have message rooms that can be setup for a variety of different uses. Each room can have it's own access level assigned for maximum control.

- 7 read and write rooms with up to 8 security levels
- Public message base and sysop's mail box
- Secret highest level for complete access of all functions.
- Auto cycling of E-mail.
- Remote access for system operator. Boards activity can be sent to printer.
- 300/1200 baud selectable
- Up and down file transfers with a choice of access levels.
- New punter and X-modem protocol supported.

128 BBS

\$39⁹⁵

This is the first complete 128 bulletin board of it's kind. All the features of the 64 board and more. The board takes advantage of the extra memory by providing a complete separate sub-board. User can have both boards available at the same time. Imagine running an open board for everyone a secret closed board for the more serious users. Look at these features.

- Print out boards activity to include what files accessed and by who.
- Faster performance and more storage using the 1571 drives.
- Supports the use of over 500 users!
- Both boards will support and work on any type of disk drive including the big 1 meg. SFD's.

\$39⁹⁵



NEW FOR C-64 and C-128 THE KEEPER

Revolutionary new technology enables virtual storage of 8192 bytes of high speed RAM. With write protect and in/out switches, the KEEPER adds new dimensions to your computing capability. Designed for the Commodore C-64 and C-128.

- Makes Auto-Start Cartridges of Your Own Programs
- Built-in Software Makes Use EASY
- Copy BASIC or Machine Language Programs
- Instant Program Recall
- May Be Used Over and Over
- Guaranteed for 1 Year

ONLY \$39⁹⁵

GRAPHIC LABEL MAKER

Give your labels the professional touch. With Hi Rez Graphics make your own design or use one our 60 premade labels with easy to use on screen editor. You can insert up to three lines of text then choose the picture you want to put on the left hand side of the label. Then you can print out as many labels as you want. This has got to be the neatest label program out there and it's only

\$24⁹⁵



*Now works with Print Shop

*Also available — the x-rated Graphic package for the 64 and your print shop. There's 60 Hi Rez pictures

\$24⁹⁵

1541 M.A.S.H.

Now you can service your own 1541 disk drive using 1541 M.A.S.H. Save big bucks on repair bills. Rate the performance of your drive. Test and adjust RPM's. Test and adjust head alignment. Step by step instructions that anyone can follow. Pays for itself the first time you use it to adjust a misbehaving drive. No knowledge of electronics is necessary. All you needs is a screwdriver and 20 minutes.

NOW ONLY \$19⁹⁵

128 80-COLUMN ADAPTER

An adapter that plugs into your RGB output that gives you 80-columns of monochrome text in the 128 mode.

\$9⁹⁵

THE MECHANIC

A collection of Programmers utilities for the Commodore-64 enthusiasts. Included are Programs which will allow you to make your 64 do things it did not do before. Four major utilities are listed below but contains more!

- **FULL FEATURED TRACK AND SECTOR EDITOR** - Display can be changed to readout in ASCII, HEX or Decimal, also a directory can be listed within the Program!
- **FILE MAINTAINER** - A menu driven section featuring a scrolling file selector to copy multiple files without typing all the names in. Also included is a file renamer, scratcher and file locker and unlocker.
- **ML MONITOR** - A complete monitor with easy to use commands along with some extra features not found on some. has the ability to do a directory within the monitor and send drive commands.
- **POWER SORT** - A unique sorting program that allows you to pull in the directory, sort it alphabetically or by size and then store it back on the disk!

\$19⁹⁵

WANTED: PROGRAM SUBMISSIONS

Megasoft is currently seeking quality program submissions for marketing on a national scale. We pay good royalties and can work several options. If you feel that you have something of interest, call (206) 687-7176 for more information. Unique utilities and hardware devices a plus.

AUTO LOAD

Tired of typing load commands over and over? Here's a cartridge based program that will solve all your loading needs. Holding down different keys automatically loads and runs programs along with a one button loading of the directory!

- Get a menu selection of the disk by just turning the power on.
- ANY commands normally typed can be put into an automatic Power up file.
- Works with multiple disk drives!
- Great for Programmers who load several utilities in a row.
- Comes with built in system reset switch
- Easy for kids who can't type yet.



ONLY \$19⁹⁵

D-CODER

- Translates any machine language program into easy-to-read English descriptions with complete explanations of each command.
 - Makes complete notations of all important memory locations accessed by the program (SID, VIC, MOS, KERNAL, etc.)
 - Gives you three ways of accessing programs:
 1. Will read and list programs from DISK
 2. Will read and list programs from MEMORY
 3. Direct user input (from magazines, etc.)
 - Can be used to locate and examine any machine language program's protection routines!
 - Can be used to easily break apart machine language programs for study and examination!
 - Printer option for complete hard copy listings!
- You no longer need to be an EGGHEAD to read Machine Language.

\$19⁹⁵

N-CODER

THE PERFECT COMPANION PROGRAM TO D-CODER!

Allows you to easily make changes in machine language programs . . . right on the disk!

- Rewrite ability allows code to be altered and then rewritten directly to the disk!
- Features sector-by-sector scrolling assembly language display of machine language programs!
- Notation of ASCII text equivalents for easy spotting of embedded text strings!
- Handy reference display of all assembly language commands and their ML numerical equivalents!
- Byte splitter for easy splitting of decimal addresses into low byte-high byte format!

\$19⁹⁵

Top Secret Stuff I and Top Secret Stuff II

Programed by Jim Drew

Are both collections of 20 programs per diskette (that works out to about \$1.00 per program!) that help you explore and enhance your Commodore 64 and/or 128 and 1541 disk drive. Now you can unlock many secrets formerly known only to top machine language programmers by using these sophisticated "tools." If you have ever been curious about the inner workings of your computer system, now is your chance to dig in and find answers with the help of these programs. These collections of programs have gotten rave reviews from actual users, and we are sure that you, too, will be pleased.

These are just some of programs included.

TOP SECRET STUFF I

The Dock (view/repair disk contents)
 Sync Checker (diskette)
 Disk Manipulation System
 Diskette Matcher (compare sectors)
 1/2 Track Reader
 Electronic Arts Backup
 Drive Mon (disk drive m/f monitor)
 Diskette File Log (start-end address)
 Repair A Track (recover data)
 1/2 Track Formatter

\$19⁹⁵

TOP SECRET STUFF II

RAM Test (test Computer RAM)
 Copy \$A000-\$FFFF (under ROMS)
 Display G.C.R. (All sector data)
 Smooth Scroll (messages up screen)
 Koala Dump (koala pad screen dump)
 Disk Protection System (stops copies)
 Boot Maker (autobook BASIC programs)
 Wedge - \$C000
 Diskmatcher II (high speed version)
 No Drive Rattle (on reading errors)

\$19⁹⁵

Dealer and Distributor Inquiries Invited.

Enclose Cashiers Check, Money Order or Personal Check. Allow 14 days for delivery. 2 to 7 days for phone orders. Canada orders must be in U.S. Dollars. VISA — MASTER CARD — C.O.D.

Programs for C-64/128

\$3.00 S & H on all orders

Software Submissions Invited



TAX PAC

Tax preparation has never been a breeze except when you let your computer do it for you. This easy to use menu driven program follows your tax form line by line while computing all the necessary information. It has all the tax tables included for the forms listed below and will print out all the information you need to fill out your forms. Tax Pac reduces that chance of error in order to get that refund Quick!

- Tax Forms Supported: 1040, 1040A, 1040EZ, 2106, 2441, 4562, 3468, 941 and Schedules: A, B, C, D, E, G, SE, W
- Stores all your tax information on disk for easy recall or recomputation.
- Does all computations and prints all the figures you need to fill out your official forms.

Purchase price is tax deductible \$24⁹⁵

GRAPHICS AND GAME DISK

A stimulating x-rated adventure game, complete with graphics representations. This is not your typical adventure game. FEATURES ANIMATED: X-RATED CARTOONS

*Joystick required

\$24⁹⁵

WAR GAMES AUTODIALER

1. Auto Dial will automatically dial a set of numbers you choose.
2. Review Numbers will review numbers that were answered by a computer.
3. Save Numbers will save numbers where a computer answered.
4. Hardcopy of Numbers will print out list of numbers where a computer answered.
5. LOAD Numbers will load in numbers to continue where it left off.
6. Continue will pick up dialing where it was interrupted.



\$29⁹⁵

SOFTWARE
 PROTECTION
 HANDBOOK

4th
 Edition!

SOFTWARE PROTECTION HANDBOOK Fourth Edition! Now Available!

If you're tired of being harassed by protected software and too many copy programs, then this is the book for you! This 250 page manual covers the gamut from legalities to protection methods to step-by-step back up procedures. Now you can learn both how to protect and unprotect software! The techniques covered include copying cartridges to tape or disk, tape protection, and disk protection. Disk protection covers error numbers 20, 21, 22, 23, 27 and 19 plus single track formatting, header modification, header swapping, half track reading and writing reading and modified bit densities, formatting illegal track/sectors, sync writing and more! Forth addition contains the most unusual and innovative protection analysis tool for the Commodore yet! - not for Beginners - This system expands your 1541 drive giving capability otherwise only possible for professional disk duplication equipment. now you can create or analyze exotic forms of disk protection. 'D.O.S. Kings' Take Note! - Entire tracks of data can be read and written without regard to 'standard' sync and format. You are no longer limited to sector by sector searches. Whole track readouts reveal hidden data even when all or most of the sectors have been erased. Uncovers and writes data under errors, pulse coded sync or data, hidden data and access codes, multiple track densities and more! This manual covers the complete implementation of the track trap system including necessary software and hardware documentation.

C-64 Book Only \$19⁹⁵ US

Book & Disk of all Programs \$29⁹⁵ US

This manual does not condone piracy

THE XXXXXXXXXX X-RATED GRAPHICS LIBRARY Your Print Shop May Never Be The Same!

X-Rated Graphics guaranteed to spice up your special letterheads, greeting cards, signs and banners! Everything from mild to Look Out Nelly! 60 Erotic additions to heat up your print shop graphics library, plus 5 ribald Screen Magic additions!

Print Shop is a trademark of Broderbund.

\$24⁹⁵

MegaSoft Limited

P.O. Box 1080, Battle Ground, Washington 98604
 Phone 800-541-1541 • 24 hour BBS order line • 206-687-5205
 Tech. Line & Foreign & In Washington state orders - 206-687-7176

RUN Script 64

This month, we will give RUN Script 64 new muscles by adding programs that let you access your printer's codes and customize this word processor.

By *ROBERT ROCKEFELLER*

This month I will explain how to customize RUN Script 64 to accommodate your own system setup and personal preferences. As I said last month, if you have a Commodore-compatible printer, it's not necessary for you to customize RUN Script 64. For those with other types of printers, I will first explain about RUN Script 64's printer-macro facility, and then the customizing procedure.

Defining Printer Macros

Many C-64 owners use non-Commodore printers such as the Okimate 10 or Epson MX-80. Such printers often have many desirable features, like italic character sets, the ability to do underlining, and so on. The printer-macro feature of RUN Script 64 was designed to allow you to customize your copy of this word processor so you can take full advantage of whatever capabilities your printer may possess.

You may select any upper- or lowercase alphabetic character to be a macro character. You then create a table of printer macros with an easy-to-use Basic program called Define Macros (Listing 1). Each macro character represents a string of user-defined characters. When a macro character is

encountered during printing, this string, rather than the macro character itself, will be sent to the output device.

For example, let's say you own a printer that requires the sequence ESC X (decimal values 27,88) to start printing double-width characters. With Define Macros, you could select a character—D, for instance—to represent this two-character string. Then, when D is encountered during printing, the decimal sequence 27,88 would be sent to the printer, resulting in double-width characters. You could then define another character, perhaps d, to represent the correct sequence to stop printing double-width characters.

This macro feature is most useful for printing titles and subheadings. To create a double-width heading, first place the cursor in front of the heading. Next, press the f3 key. A *mac* message will appear on the status line. Press the upper- or lowercase alphabetic character you've chosen to activate the double-width capability (in my example, D). Finally, move the cursor to the end of the heading, press f3 again, and press the key you've chosen to deactivate the double-width feature (d, in my example). That's all there is to it! If you press

any non-alphabetic character, the operation will be aborted.

Your table can be composed of 52 different macro definitions, each of which can be from one to 20 characters long. Exactly 500 bytes have been allocated for the complete macro table.

Customizing Procedure

You can create your own personalized copy of RUN Script, with a custom-character set, default screen colors of your choice, printer parameters you design, and the macro table described above.

Step 1. Type in Listing 2, the RUN Script Params program, and save it to disk. Load the RUN Script 64 Boot program you typed in last month. If you've decided to make use of the printer macro feature, change line 60 to:

```
60 MAC$ = "RUNSCRIPT MACROS"
```

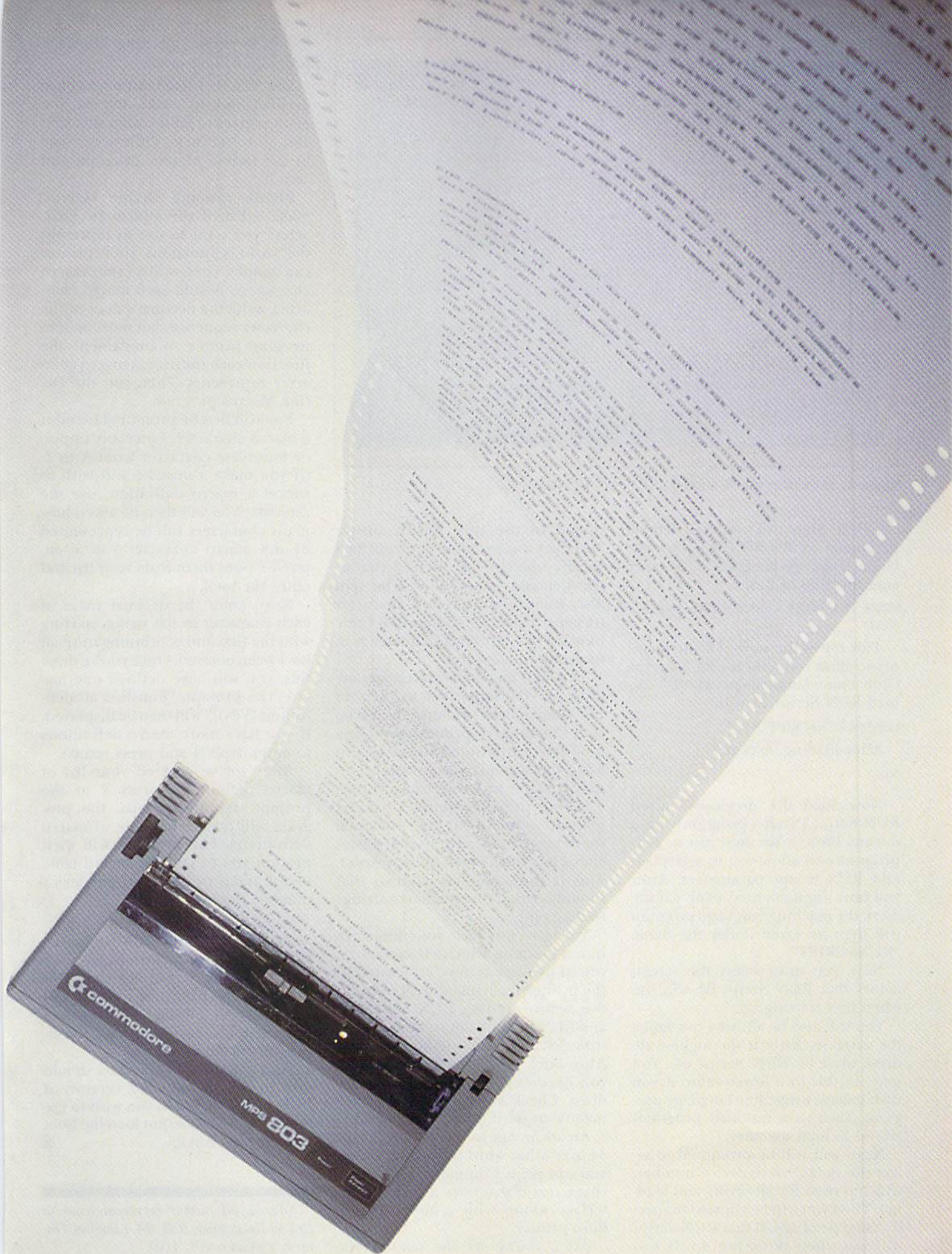
If you're going to use a custom character set (see Step 4), make the variable CHAR\$ in line 100 equal the name of your character set. For example, if you've saved a character set under the filename "Big Letters," then change line 100 to:

```
100 CHAR$ = "BIG LETTERS"
```

RUN It Right

C-64; C-128 (in C-64 mode)

Disk drive






Photo 1. Screen colors you can select from RUN Script Params program.

Step 2. Step two sets the default parameters of the RUN Script 64 machine language program. First, execute this line of Basic:

```
POKE 43,1: POKE 44,3*16: POKE 3*4096,0: NEW
```

This raises the start-of-Basic memory to allow room for the RUN Script 64 machine language program. Now, load RUN Script 64 with:

```
LOAD"0:RUNSCRIPT",8,1
```

After loading, execute:
NEW

Now, load the previously saved RUN Script Params program with a normal Basic load, then run it. This program will allow you to select certain RUN Script parameters. After you have implemented your parameters, the machine language program will then be saved under the name "RUNSCRIPT".

Now, you must select the screen colors that RUN Script 64 will use when first starting up.

You will also be allowed to change the variable that sets the highest address used by RUN Script 64. You may set this to a lower value if you wish to have a machine language program (such as a fast-load program) stored in high memory.

Next, you will be prompted to select the default save-device number, which is used for all saving and loading. Then you will be allowed to specify the type of ASCII that RUN Script will use when powering up. If you

intend to use true ASCII, answer "true" at the prompt. You can then specify whether the linefeed character (decimal value 10) will be sent after each carriage return character (decimal value 13). Some non-Commodore printers require linefeeds to move to the next line.

The final parameter, secondary address, is very important to users of non-Commodore printers. Those who own Commodore printers and Commodore-compatible interfaces can leave the secondary address at 7 to specify upper- and lowercase printing.

If your printer requires a parallel interface, check your user's manual for the secondary address that passes characters unchanged to the printer. This is the secondary address that should be used to send macro strings to the printer.

You can also lock your interface into a mode in which characters received by the interface are passed to the printer unchanged. You must do this before starting RUN Script 64, and RUN Script 64 must be set to use true ASCII if this method is used. Also, once your interface is locked, you needn't specify a secondary address. Check your printer interface manual to see if it has this capability.

An advantage to using RUN Script 64 over other word processors is that you can print Commodore graphics characters if you have a graphics interface along with a non-Commodore printer.

After you've set the parameters,

the RUN Script machine language program will be saved.

Step 3. If, for some reason, you have decided not to make use of the printer-macro feature, skip this step and go to the next. Otherwise, type in the Define Macros program and save it.

Before running Define Macros, make a list of the alphabetic characters you want to use to represent the various functions your printer can handle. These will be your macro characters. Beside each macro character, write the decimal values of the character sequence that must be sent to your printer to implement the function each individual macro character represents. Then run the Define Macros program.

You will first be prompted to select a macro character. Enter any upper- or lowercase character from A to Z. (If you make a mistake and wish to cancel a macro definition, use the asterisk.) You will then be asked how many characters will be represented by the macro character you've entered. Count them from your list and enter the total.

Next, enter the decimal value of each character in the string, starting with the first and continuing until all have been entered. Once you've done this, you will have defined one macro. The prompt, "Finished all definitions (Y/N)?" will then be displayed. If you have more macro definitions to enter, type N and press return.

After you've entered your list of macro definitions, press Y at the prompt. Within seconds, the program will create the table of macro definitions. The program will then prompt you to save the macro table to disk and provide the proper device number.

Step 4. Finally, you must save a character set on disk for RUN Script 64. Unless you have a custom-character set, load RUN Script 64's character set program (from last month) and run it. It will automatically create a copy of the C-64 upper- and lowercase character set on disk.

That's all there is to it. You should now have a customized version of RUN Script 64. When you wish to use this word processor, just load the Boot program and run it. R

Address all author correspondence to Robert Rockefeller, R.R. #4, Langton, Ontario, Canada N0E 1G0.




COLOSSUS CHESS IV

CLOSES THE DOOR ON ALL THE OTHERS

COLOSSUS is the most complete chess program available for the CBM™ 64/128 and APPLE™ 2 Series, written using the very latest techniques by a computer chess programmer of eight years experience. It has the widest range of true features available, including some never before implemented on *any* home computer chess program.

COLOSSUS has a perfect understanding of *all* the rules of chess, including under-promotions, the fifty move rule and all draws by repetition. It can handle standard mates; including the very difficult King, Bishop and Knight versus King.

COLOSSUS also offers the choice between the usual two dimensional flat board display or the new three dimensional real life board which allied to optional joystick control makes it clear and easy to use. It comes with a comprehensive instruction manual and is easily the best chess program for casual and serious players alike.



Circle 104 on Reader Service card.

Listing 1. Define Macros program.

```

10 REM DEFINE MACROS BY ROBERT ROCKEFELLER           :REM*144
390 PRINTM2$: INPUT COUNT                             :REM*63
400 IF COUNT>20 THEN 390                             :REM*177
420 FOR LOOP=1 TO COUNT                              :REM*147
430 INPUT"DECIMAL VALUE ";DEC                       :REM*43
440 MACRO$(MACNUM)=MACRO$(MACNUM)+CHR$(DEC)         :REM*237
450 NEXT LOOP                                         :REM*33
470 INPUT"FINISHED ALL DEFINITIONS (Y/N) ";
    B$                                               :REM*249
480 IF LEFT$(B$,1)<>"Y" THEN 200                     :REM*27
520 REM CREATE MACRO TABLE                          :REM*96
540 PTR=4*4096 : REM CREATE MACRO TABLE AT
    THIS ADDRESS                                     :REM*130
550 FOR ENTRY=0 TO 51                                :REM*104
560 IF FLAG%(ENTRY)=0 THEN 750                       :REM*112
580 REM CONVERT TO REVERSED SCREEN CODE VAL
    UE                                              :REM*252
590 IF ENTRY<26 THEN CODE=ENTRY+1+128
600 IF ENTRY>25 THEN CODE= ENTRY+39+128
620 POKE PTR,CODE : REM 1ST BYTE OF 1 MACRO
    ENTRY IS SCREEN CODE VALUE                     :REM*94
630 PTR=PTR+1 : REM NEXT TABLE BYTE                :REM*46
650 POKE PTR,LEN(MACRO$(ENTRY))+2 : REM 2ND
    BYTE IS ENTRY LENGTH                           :REM*192
660 PTR=PTR+1 : REM NEXT TABLE BYTE                :REM*76
680 FOR ILOOP=1 TO LEN(MACRO$(ENTRY)) : REM
    REST OF 1 ENTRY IS MACRO STRING                :REM*178
320 FLAG%(MACNUM)=1                                  :REM*61
330 MACRO$(MACNUM)=""                                :REM*197

```

Circle 84 on Reader Service card.



The Handicapper

Use your **Commodore 64** to improve your performance at the track! These fine programs for **Thoroughbreds, Harness Horses** and **Greyhounds** combine the power of your computer with the savvy of a veteran handicapper. Spend a few minutes entering data, and The Handicapper will rank the horses or dogs in each race. All the information you need is readily available from the Thoroughbred Racing Form, harness or greyhound track program. We even provide a diagram that shows you where to find it!

Horse racing factors include speed, class, past performance, post position, stretch gain, beaten favorite, jockey or driver's record, weight (for thoroughbreds) and parked-out signs (for trotters). **Greyhound factors** include speed, past performance, class, favorite box, kennel record, breaking tendencies, beaten favorite.

Instructions and wagering guide included. **Thoroughbred, Harness or Greyhound Handicapper**, only \$34.95 each on tape or disk. Any two, just \$54.95. All three only \$74.95.



Federal Hill Software
8134 Scotts Level Rd.
Baltimore, MD 21208



Toll Free (Orders Only) 800-245-6228
For Information Call 301-521-4886

Circle 101 on Reader Service card.

BUSINESS • SCIENCE • EDUCATION

The complete
statistical
package
for only:

\$99

COMM-STAT™

A Powerful Tool for Data Analysis and Forecasting

- Easy to use, no commands to memorize (menu-driven)
- Descriptive Statistics, t-tests (independent and dependent samples), General ANOVA/ANCOVA (up to five factors, **unlimited number of cases**, Repeated Measures, unbalanced designs, contrasts, adjusted means, and more), Correlations, Multiple Regression (up to 15 predictors, **unlimited number of cases**), Crosstabulation, Significance Tests, 10 Nonparametric Statistics, and more
- User defined (multiple) conditional selection of subsets of cases, various ways of treating missing data
- Flexible Data Editor, easy entering/editing of data, complex (conditional) transformations of variables, and more
- Can also access files created by spreadsheets and data bases
- Barcharts, Scatterplots, clear comprehensive output
- Will run on COMMODORE-64 (or 128) with 1 disk drive
To order send check or money order for \$99
(plus \$5.00 shipping and handling) to:



StatSoft™



2832 East 10th Street, Suite 4, Tulsa, OK 74104. (918) 583-4149

ASK ABOUT VERSIONS FOR OTHER COMPUTERS!

'128™ and C-64™

SOFTWARE

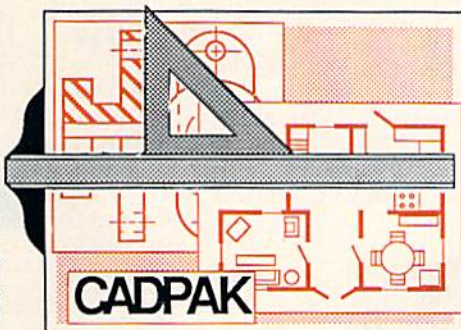


Our BASIC Compilers are the *complete* compiler and development packages. Speed up your programs from 5x to 35x.

Our BASIC Compilers give you many options: flexible memory management; choice of compiling to machine code, compact p-code or a mixture of both. Also on the '128, 40 or 80 column monitor output and FAST-mode operation.

The '128 Compiler's extensive 80-page programmer's guide covers compiler directives and options, two levels of optimization, memory usage, input/output handling, 80 column hi-res graphics, faster, higher precision math functions, speed and space saving tips, more. A great package that no software library should be without.

BASIC 128 Compiler \$59.95
BASIC 64 Compiler \$39.95



CADPAK is a remarkably easy to use drawing package for accurate graphic designs.

Using CADPAK's new dimensioning features you can create exact scaled output to all major dot-matrix printers.

This enhanced version of CADPAK allows you to input via the keyboard or a high quality lightpen.

Two graphic screens permit you to COPY from one screen to another. DRAW, LINE, BOX, CIRCLE, ARC, ELLIPSE are but a few of the many selections to choose from. FILL objects with preselected PATTERNS; add TEXT; SAVE and RECALL designs to/from disk. You can define your own library of intricate symbols/objects with the easy-to-use OBJECT MANAGEMENT SYSTEM—it will store up to 104 separate objects.

C-128 \$59.95
C-64 \$39.95



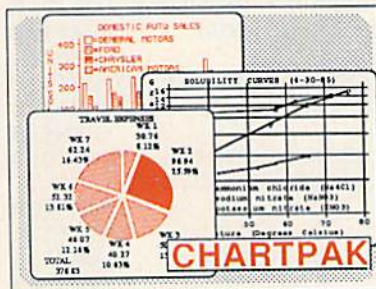
For school or software development, select **SUPER C**. Learn to use one of today's most popular languages on your Commodore 128. Powerful screen editor, compiler, linker—link up to seven modules, I/O library—includes print and fprintf. Compile your C programs into *fast* machine language.

C-128 \$79.95
C-64 \$79.95



Not just a compiler, but a complete system for developing applications in Pascal. Extensive editor with search, replace, auto, renumber, etc. Standard J & W compiler that generates fast machine code. If you want to learn Pascal or to develop software using the best tools available—**SUPER Pascal** is your first choice.

C-128 \$59.95
C-64 \$59.95



For the professional who wants to easily create high quality charts and graphs without programming. You can immediately change the scaling, labeling, axis, bar-filling, etc. to suit your needs. Accepts data from CalcResult and MultiPlan. C-128 version has 3X the resolution of the '64 version. Outputs to most printers.

C-128 \$39.95
C-64 \$39.95

PowerPlan

One of the most powerful spreadsheets with integrated graphics for your Commodore computer. Includes menu or keyword selections, online help screens, field protection, windowing, trig functions and more. Power-Graph, the graphics package, is included to create integrated graphs & charts.

C-64 \$39.95

OTHER TITLES AVAILABLE:

Technical Analysis System

A sophisticated charting and technical analysis system for serious investors. By charting and analyzing the past history of a stock, TAS can help pinpoint trends & patterns and predict a stock's future. Enter data from the keyboard or from online financial services.

C-64 \$59.95

Personal Portfolio Manager

Complete portfolio management system for the individual or professional investor. Easily manage your portfolios, obtain up-to-the minute quotes and news, and perform selected analysis. Enter quotes manually or automatically through Warner Computer Systems.

C-64 \$39.95

Xper

XPER is the first "expert system" for the C-128 and C-64. While ordinary data base systems are good for reproducing facts, XPER can derive knowledge from a mountain of facts and help you make expert decisions. Large capacity. Complete with editing and reporting.

C-64 \$59.95

C-128 and C-64 are trademarks of Commodore Business Machines.

Abacus Software

P.O. Box 7219 Grand Rapids, MI 49510 - Telex 709-101 - Phone (616) 241-5510

Call now for the name of your nearest dealer. Or to order directly by credit card, MC, AMEX or VISA call (616) 241-5510. Other software and books are available—Call and ask for your free catalog. Add \$4.00 for shipping per order. Foreign orders add \$12.00 per item. Dealer inquiries welcome—1200+ nationwide.

Listing 1 continued.

```

690 POKE PTR,ASC(MID$(MACRO$(ENTRY),ILOOP,1
    )) :REM*18
700 PTR=PTR+1 :REM*200
710 NEXT ILOOP :REM*198
730 IF PTR=>4*4096+500 THEN PRINT"{CRSR DN}
    MACRO TABLE TOO LARGE !!!" : STOP
    :REM*126
750 NEXT ENTRY :REM*210
790 REM SAVE MACRO TABLE :REM*189
820 PRINT"{SHFT CLR}{2 CRSR DNs}8 - DISK
    :REM*87
830 PRINT"9 - DISK :REM*43
840 INPUT"SAVE TO DEVICE NUMBER ";DEV
    :REM*159
850 IF DEV<>1 AND DEV<>8 AND DEV<>9 THEN 84
    :REM*173
870 REM USE THE KERNAL SETLFS :REM*63
880 POKE A,0 : POKE X,DEV : POKE Y,0
    :REM*181
890 SYS 65466 :REM*45
910 REM SETUP FILENAME :REM*251
920 B$="RUNSCRIPT MACROS" :REM*35
930 FOR LOOP=1 TO LEN(B$) :REM*25
940 POKE 849+LOOP,ASC(MID$(B$,LOOP,1))
    :REM*161
950 NEXT LOOP :REM*23
970 REM USE KERNAL SETNAM :REM*85
980 POKE A,LEN(B$) : POKE X,850AND255 : POK
    E Y,850/256 :REM*31
990 SYS 65469 :REM*17
1010 REM USE KERNAL SAVE :REM*27
1020 POKE 253,0 : POKE 254,4*16 :REM*117
1030 POKE A,253 : POKE X,PTRAND255 : POKE Y
    ,PTR/256 :REM*2
1040 SYS 65496 :REM*132

```

```

1070 END :REM*52
1110 REM INPUT SUBROUTINE :REM*26
1130 INPUT A$ : A$=LEFT$(A$,1) :REM*16
1150 IF A$="*" THEN RETURN :REM*156
1160 IF A$<"A" THEN 1130 :REM*158
1170 IF A$>"{SHFT Z}" THEN 1130 :REM*54
1180 IF A$>"Z" AND A$<"{SHFT A}" THEN 1130
    :REM*30
1200 IF A$<="Z" THEN MACNUM=ASC(A$)-65
    :REM*44
1210 IF A$>="{SHFT A}" THEN MACNUM=ASC(A$)-
    167 :REM*56
1230 RETURN :REM*12

```

Listing 2. RUN Script Params program.

```


10 REM SELECT DEFAULT PARAMETERS :REM*38
40 REM SELECT SCREEN COLORS :REM*140
50 PRINTCHR$(147)"0{2 SPACES}- BLACK"
    :REM*130
60 PRINT"1{2 SPACES}- WHITE" :REM*26
70 PRINT"2{2 SPACES}- RED" :REM*162
80 PRINT"3{2 SPACES}- CYAN" :REM*220
90 PRINT"4{2 SPACES}- PURPLE" :REM*84
100 PRINT"5{2 SPACES}- GREEN" :REM*154
110 PRINT"6{2 SPACES}- BLUE" :REM*192
120 PRINT"7{2 SPACES}- YELLOW" :REM*212
130 PRINT"8{2 SPACES}- ORANGE" :REM*80
140 PRINT"9{2 SPACES}- BROWN" :REM*226
150 PRINT"10 - LIGHT RED" :REM*236
160 PRINT"11 - DARK GRAY" :REM*216
170 PRINT"12 - MEDIUM GRAY" :REM*106
180 PRINT"13 - LIGHT GREEN" :REM*122
190 PRINT"14 - LIGHT BLUE" :REM*202
200 PRINT"15 - LIGHT GRAY" :REM*164
220 PRINT :REM*66
230 INPUT"DEFAULT TEXT COLOR{3 CRSR RTs}0{3
    CRSR LFs)";COLR :REM*150
240 POKE 6684,COLR :REM*54
250 INPUT"{CRSR UP}DEFAULT SCREEN COLOR{3 C
    RSR RTs}3{3 CRSR LFs)";COLR :REM*122
260 POKE 6682,COLR :REM*201
270 INPUT"{CRSR UP}DEFAULT BORDER COLOR{3 C
    RSR RTs}6{3 CRSR LFs)";COLR :REM*175
280 POKE 6683,COLR :REM*29
290 INPUT"{CRSR UP}DEFAULT STATUS LINE COLO
    R{3 CRSR RTs}6{3 CRSR LFs)";COLR
    :REM*189
300 POKE 6685,COLR :REM*179
330 REM INPUT HIGH MEMORY LIMIT :REM*135
340 PRINT : PRINT :REM*39
350 INPUT"{SHFT CLR}RUNSCRIPT'S HIGHEST ADD
    RESS{3 CRSR RTs}53247{7 CRSR LFs)";ADR
    :REM*151
360 ADR=ADR-256 : POKE 6691,(ADR/256-INT(AD
    R/256))*256 : POKE 6692,ADR/256:REM*187
390 REM SELECT DEFAULT SAVE DEVICE :REM*159
400 PRINT : PRINT :REM*99
410 PRINT"ENTER THE DEVICE NUMBER OF YOUR M
    AIN" :REM*105
420 PRINT"DATA STORAGE DEVICE." :REM*139
430 INPUT"DEFAULT SAVE DEVICE{3 CRSR RTs}8{
    3 CRSR LFs)";DEV : POKE 6686,DEV :REM*5
460 REM INPUT DEFAULT ASCII MODE :REM*7
470 REM TRUE ASCII OR COMMODORE ASCII
    :REM*59
480 PRINT : PRINT :REM*179
490 PRINT"TRUE ASCII OR COMMODORE (NORMAL)
    ASCII?" :REM*29
500 INPUT"SELECT TYPE (TRUE/NORMAL){3 CRSR
    RTs}NORMAL{8 CRSR LFs)";A$ :REM*73

```

Circle 210 on Reader Service card.

APROSPAND-64™ Gives your Commodore 64 or 128 full expandability! This superbly designed expansion module plugs into the expansion port & gives you 4 switchable (singly or in any combination) expansion connectors - plus fuse protection - plus a reset button! Before you buy an expander, be sure that it has a fuse to protect your computer and that you can activate your cartridges in ANY combination allowed by the cartridges.

Fully
C-128
Compatible!



The
Original

Reduced to **ONLY \$29.95**

Commodore Interfaces and Accessories

- Cardprint G-WIZ Printer Interface.....\$46.95
- DSI PPI Printer Interface with Graphics.....\$44.95
- Cardprint B (without Graphics).....\$35.95
- Commodore 6 Pin Serial Cable (5 ft).....\$ 6.95
- Commodore 6 Pin Serial Cable (8 ft).....\$ 8.95

Add Shipping Per Item: \$3.00 Cont. U.S. \$6.00 CAN, PR, HI, AK, APO, UPS Blue

APROTEK Daisy 1120, 20 CPS Daisy Wheel...\$299.95

Axiom Elite 5CD, 10 CPS Daisy Wheel

Printer. Commodore Direct Connect.....\$184.95

Add Shipping Per Item: \$10.00 Cont. U.S. \$22.00 CAN, PR, HI, AK, APO, UPS Blue


APROTEK

1071-A Avenida Acaso, Camarillo, CA 93010
CALL OUR TOLL FREE ORDER LINES TODAY:
1-(800) 962-5800 USA or 1-(800) 962-3800 CALIFORNIA
TECHNICAL INFORMATION: 1-(805) 987-2454

All Products have 2 Week Satisfaction or Money Back Guarantee

CA Res. Add 6% Tax
Listed are cash prices.
Visa or MC add 3%

C-128™ and C-64™ LIBRARY



Detailed guide presents the 128's operating system, explains graphic chips, Memory Management Unit, 80 column graphics and commented ROM listings. **500pp \$19.95**



Get all the inside information on BASIC 7.0. This exhaustive handbook is complete with commented BASIC 7.0 ROM listings. Coming Summer '86. **\$19.95**



Filled with info for everyone. Covers 80 column hi-res graphics, windowing, memory layout, Kernal routines, sprites, software protection, autostarting. **300pp \$19.95**



Insiders' guide for novice & advanced users. Covers sequential & relative files, & direct access commands. Describes DOS routines. Commented listings. **500pp \$19.95**



Learn fundamentals of CAD while developing your own system. Design objects on your screen to dump to a printer. Includes listings for '64 with Simon's Basic. **300pp \$19.95**




Introduction to programming; problem analysis; thorough description of all BASIC commands with hundreds of examples; monitor commands; utilities; much more. **400pp \$19.95**



Presents dozens of programming quick-hitters. Easy and useful techniques on the operating system, stacks, zero-page, pointers, the BASIC interpreter and more. **\$19.95**



Essential guide for everyone interested in CP/M on the 128. Simple explanation of the operating system, memory usage, CP/M utility programs, submit files & more. **\$19.95**



ANATOMY OF C-64 Insider's guide to the '64 internals. Graphics, sound, I/O, kernel, memory maps, more. Complete commented ROM listings. **300pp \$19.95**

ANATOMY OF 1541 DRIVE Best handbook on floppy explains all. Many examples and utilities. Fully commented 1541 ROM listings. **500pp \$19.95**

MACHINE LANGUAGE C-64 Learn 6510 code write fast programs. Many samples and listings for complete assembler, monitor, & simulator. **200pp \$14.95**

GRAPHICS BOOK C-64 - best reference covers basic and advanced graphics. Sprites, animation, Hires, Multicolor, lightpen, 3D-graphics, IRQ, CAD, projections, curves, more. **350pp \$19.95**

TRICKS & TIPS FOR C-64 Collection of easy-to-use techniques: advanced graphics, improved data input, enhanced BASIC, CP/M, more. **275pp \$19.95**

1541 REPAIR & MAINTENANCE Handbook describes the disk drive hardware. Includes schematics and techniques to keep 1541 running. **200pp \$19.95**

ADVANCED MACHINE LANGUAGE Not covered elsewhere: - video controller, interrupts, timers, clocks, I/O, real time, extended BASIC, more. **210pp \$14.95**

PRINTER BOOK C-64/VIC-20 Understand Commodore, Epson-compatible printers and 1520 plotter. Packed: utilities; graphics dump; 3D-plot; commented MPS801 ROM listings, more. **330pp \$19.95**

SCIENCE/ENGINEERING ON C-64 In depth intro to computers in science. Topics: chemistry, physics, biology, astronomy, electronics, others. **350pp \$19.95**

CASSETTE BOOK C-64/VIC-20 Comprehensive guide; many sample programs. High speed operating system fast file loading and saving. **225pp \$14.95**

IDEAS FOR USE ON C-64 Themes: auto expenses, calculator, recipe file, stock lists, diet planner, window advertising, others. Includes listings. **200pp \$12.95**

COMPILER BOOK C-64/C-128 All you need to know about compilers: how they work; designing and writing your own; generating machine code. With working example compiler. **300pp \$19.95**

Adventure Gamewriters Handbook Step-by-step guide to designing and writing your own adventure games. With automated adventure game generator. **200pp \$14.95**

PEEKs & POKEs FOR THE C-64 Includes in-depth explanations of PEEK, POKE, USR, and other BASIC commands. Learn the "inside" tricks to get the most out of your '64. **200pp \$14.95**

Optional Diskettes for books For your convenience, the programs contained in each of our books are available on diskette to save you time entering them from your keyboard. Specify name of book when ordering. **\$14.95 each**

C-128 and C-64 are trademarks of Commodore Business Machines.

Abacus Software

P.O. Box 7219 Grand Rapids, MI 49510 - Telex 709-101 - Phone (616) 241-5510

Call now for the name of your nearest dealer. Or to order directly by credit card, MC, AMEX or VISA call (616) 241-5510. Other software and books are available—Call and ask for your free catalog. Add \$4.00 for shipping per order. Foreign orders add \$10.00 per book. Dealer inquiries welcome—1200+ nationwide.

Listing 2 continued.

```

510 IF LEFT$(A$,1)="T" THEN FLAG=255 : GOTO
      540 :REM*51
520 IF LEFT$(A$,1)="N" THEN FLAG=0 : GOTO 5
      40 :REM*60
530 GOTO 480 :REM*102
540 POKE 6716,FLAG :REM*138
570 REM SELECT LINE FEED OR NO LINE FEED
      :REM*102
580 PRINT : PRINT :REM*24
590 PRINT"SHOULD A LINE FEED CHARACTER BE P
      RINTED AFTER EACH CARRIAGE RETURN ?"
      :REM*162
600 INPUT"(Y/N){3 CRSR RTs}N{3 CRSR LFs}";A
      $ :REM*114
610 IF LEFT$(A$,1)="Y" THEN FLAG=255
      :REM*132
620 IF LEFT$(A$,1)="N" THEN FLAG=0 : GOTO 6
      40 :REM*34
630 GOTO 580 :REM*210
640 POKE 6713,FLAG :REM*44
670 REM INPUT SECONDARY ADDRESSES :REM*42
680 PRINT : PRINT :REM*124
690 PRINT"ENTER THE CORRECT SECONDARY ADDRE
      SS TO" :REM*106
700 PRINT"CAUSE THE PRINTER TO PRINT IN "
      :REM*16
710 PRINT"UPPER/LOWER CASE." :REM*216
720 INPUT"TEXT SECONDARY ADDRESS{3 CRSR RTs
      }7{3 CRSR LFs}";ADR :REM*200
730 POKE 6693,ADR :REM*110
740 PRINT :REM*76
750 PRINT"ENTER THE SECONDARY ADDRESS TO US
      E WHEN" :REM*16
760 PRINT"PROGRAMMING THE PRINTER WITH MACR
      O" :REM*42

```

```

770 PRINT"STRINGS." :REM*51
780 INPUT"COMMAND SECONDARY ADDRESS{3 CRSR
      RTs}7{3 CRSR LFs}";ADR :REM*125
790 POKE 6694,ADR :REM*237
820 REM SAVE RUNSCRIPT ML :REM*55
830 PRINTCHR$(147); :REM*215
850 PRINT"8 - DISK" :REM*81
860 PRINT"9 - DISK" :REM*107
870 PRINT :REM*207
880 INPUT"SAVE TO WHICH DEVICE{3 CRSR RTs}8
      {3 CRSR LFs}";DEV :REM*149
890 IF DEV<>1 AND DEV<>8 AND DEV<>9 THEN 83
      0 :REM*85
900 POKE 780,0 : POKE 781,DEV : POKE 782,0
      :REM*115
910 SYS 65466 : REM SETLFS :REM*31
930 PROG$="RUNSCRIPT" :REM*157
940 IF DEV<>1 THEN PROG$="0:" +PROG$:REM*115
950 FOR LOOP=1 TO LEN(PROG$) :REM*121
960 POKE 849+LOOP,ASC(MID$(PROG$,LOOP,1))
      :REM*187
970 NEXT LOOP :REM*43
990 POKE 780,LEN(PROG$) : POKE 781,850AND25
      5 : POKE 782,850/256 :REM*57
1000 SYS 65469 : REM SETNAM :REM*243
1020 ADR=12048 : REM END OF RUNSCRIPT
      :REM*253
1030 POKE 253,4681AND255 : POKE 254,4681/25
      6 :REM*192
1040 POKE 780,253 : POKE 781,ADRAND255 : PO
      KE 782,ADR/256 :REM*248
1050 SYS 65496 : REM SAVE :REM*78
1080 END :REM*62

```

Circle 132 on Reader Service card.

Circle 197 on Reader Service card.



**NEW UPDATED
DISK NIBBLER
VERSION 2.1**

FOR COMMODORE 64 and 128 (in 64 mode)

- Copies 70 new 1985 disks not copied by the original ULTRABYTE DISK NIBBLER
- Copies 30 more disks than NIBBLER V2.0
- Copies 99+ % of protected software

NIBBLER V2.1 EVEN COPIES ITSELF

For this reason, no refunds will be given

THREE NIBBLERS ON ONE DISK

- Single 1541 or 1571, copies in 3 minutes
- Two 1541's, copies in 60 seconds
- Dual MSD drive, copies in 70 seconds
- Both automatic and manual copy parameters for single 1541 or 1571

(Dual drive Nibblers are not quite as powerful)

\$ 39.95 + \$ 4.00 shipping & handling

Mastercard, Visa, Check or M.O., Calif. add 6.5% (\$2.60) sales tax. Foreign orders / COD add \$2.00. Payment must be in U.S. funds

UPDATES - Previous ULTRABYTE customers may order V2.1 for \$20.00 plus \$4.00 shipping. Owners of V2.0 may have their disk updated to V2.1 by returning the original V2.0 disk with \$10.00 plus \$4.00 shipping. Foreign add \$2.00. No COD's on updates

To order, write or call 24 hr. order line
For information, write. Phone for orders only

ULTRABYTE (818) 796 - 0576
P.O. Box 789 LaCanada, CA 91011 USA

DEALERS & DISTRIBUTORS WANTED

THE BASEBALL DATABASE



**LET YOUR COMPUTER
KEEP TRACK OF YOUR
TEAM'S BASEBALL STATS
FOR YOU!**

EASY TO USE

- Clear Screen Directions
- Easy Data Entry and Correction
- Detailed Users Manual
- Fast Statistics Retrieval from Disk

COMPREHENSIVE

- 23 Batting and Fielding Statistics
- 22 Pitching Statistics
- Up to 30 Players
- Unlimited Games
- Hits, Runs, Errors, LOB and ERs for Every Inning
- All Totals, Cumulatives, Averages Etc. Calculated

DETAILED PRINTED REPORTS

- Player Rosters
- Game Summaries
- Pitching Cumulatives
- And a lot more
- Win/Loss Records
- Team Cumulatives
- Player Histories

\$49.95 APPLE IIe/IIc \$39.95 COMMODORE 64

• 15 day money back guarantee


- Check or money order please, plus \$2.50 shipping and handling
- Program specs and details available upon request.

JACOBSEN SOFTWARE DESIGNS

1590 E. 43rd Avenue
Eugene, Oregon 97405
Phone: (503) 343-8030

Circle 99 on Reader Service card.

SOUND VALUE



SOUND SYNTHESIS HAS NEVER BEEN SO SIMPLE (OR GOOD LOOKING).

THE ADVANCED MUSIC SYSTEM

The package for the professional musician. Includes Printer Options for completed sheet-music, Linker for creating full-length compositions, and MIDI capability for controlling and playing back through conventional MIDI keyboards and synthesizers. An invaluable aid to live performance and serious composition.

"Quite simply the best piece of 64 music software yet"
- Commodore Horizons Magazine UK.

THE MUSIC SYSTEM

Use your Commodore keyboard to enter and correct music with the cassette recorder style multi-tracking functions.

The sound editing module contains custom designed software which extends the range of the sound chip. Creating and modifying sounds which the sequencer allows you to 'soundscape' and mix in real-time.

FEATURES:

- * 4000 note Sequencer
- * Over-Dub facility
- * 30 Present sounds
- * Sample Music Files
- * Save to tape or Disk
- * Professional Manual
- * Upgrade to advanced music system offer.

THE STANDARD IS SET - NOTE FOR NOTE THE MUSIC SYSTEM* AND ITS' BIG BROTHER THE ADVANCED MUSIC SYSTEM* GIVE YOU MORE THAN ANY OTHER MUSIC PACKAGE AVAILABLE - AT ANY PRICE

EASE OF USE FOR THE BEGINNER - REVOLUTIONARY SOPHISTICATION FOR THE MUSICIAN.

2 YEARS OF DEVELOPMENT AND PREPARATION HAVE PRODUCED THE MOST ADVANCED APPLICATION SOFTWARE YOU CAN BUY FOR THE COMMODORE 64 and 128*

IN FACT ALL YOU NEED IS SOME IMAGINATION!

FACTSHEET/ORDER HOTLINE: 201.934.7373 FIREBIRD LICENSEES INC. 74 NORTH CENTRAL AVENUE RAMSEY NEW JERSEY 07446

* THE MUSIC SYSTEM/ADVANCED MUSIC SYSTEM ARE TRADE MARKS OF FIREBIRD LICENSEES.

DISC ONLY FOR
**COMMODORE
64/128K**

Please Send Me
The Following
Back Issues of ReRUN:

Buy Both Vol. I and
Vol. II* —SAVE \$5

Cassettes \$17.94 2 Disks \$37.94

Spring Edition* —Includes:
+ Tax Records 64, + CalcAid, °Quatro, and + Fly
The Grand Canyon. (Runs on C-64, VIC-20, and/or
C-128. Separate media for C-64 and VIC-20. Please
specify.)

GAMEPAK—Features never-be-
fore-published games: Ski, + Hassle-Castle, and
+ Lava Pit. Plus, RUN favorites like Find The Word,
and Tag. (Runs on C-64/C-128.)

Summer Edition—Includes:
Sound Effects, + Joystick Artist, + Play Ball, and
Money Manager. (Runs on C-64, C-128.)

Fall Edition—Includes: Home Run
Derby, Turtle Graphics, Big Letters, Function Keys,
Test Maker, Flynn's Gold, + Disk Doctor, and more!
(Runs on C-64, C-128.)

Productivity Pak Disk +
—Includes: Home Finance Aid, Basic 4.5, Datafile,
DF Mail, DF Report, DF Print, DF Calc, Run Term,
Run It Write, Disk Master, Graphmaker, Memo,
Screen Print (programs run on C-64/C-128 in 64 Mode
only)

Winter Edition—Includes: Per-
fect Typist, Pay the Bills, UltraQuiz, Perfect Pitch,
Make Music, Source Reader, Source Print, Brain-
storming, + Songfest, + Joy to the World, + Adeste
Fideles, + Spirited Sprites, and more! (programs run
on C-64/C-128 in 64 Mode only)

+ Available on disk only.

° Available on C-64 version only.

Disks contain more programs than cassettes.

* Separate version available for VIC-20

C-64 VIC-20

Cassette \$11.47 each

Disk \$21.47 each

Payment enclosed AE Visa MC

Card # _____

Exp. Date _____

Signature _____

Name _____

Address _____

City _____ State _____ Zip _____

Prices include postage and handling.
Please allow 4-6 weeks for delivery.
US funds on US banks only.

4-8651

80 Pine St. • Peterborough, NH 03458

If Your ReRUN Library Is Incomplete,



Fill In The Blanks!

Missing any of these hot selling back issues of ReRUN?

- | | |
|---|---|
| <input type="checkbox"/> Volume I | <input type="checkbox"/> Summer Edition |
| <input type="checkbox"/> Volume II | <input type="checkbox"/> Fall Edition |
| <input type="checkbox"/> Spring Edition | <input type="checkbox"/> Productivity Pak |
| <input type="checkbox"/> Gamepak | <input type="checkbox"/> Winter Edition |

It's not too late to catch up! While quantities last, you can get every ReRUN published. Enjoy the most popular RUN programs on cassette or disk! It's as easy as filling out the coupon, or calling 1-800-258-5473. In NH, dial 1-924-9471.

Shopper's Guide To CP/M Software

For those of you just starting to build your CP/M public domain library, here are four utilities you should add to your shopping list. They help you save disk space and take better advantage of your on-line time.

By CHERYL PETERSON

With thousands of CP/M public domain programs available, it's difficult to know which ones to acquire first. This article will describe some of the more important programs, explaining how they work and why they've become so popular. Most are available through public domain software vendors or from local electronic bulletin boards. (See "CP/M Treasure Trove," in *RUN*'s January 1986 issue.)

Squeeze and Unsqueeze

Two of the first programs you should look for are SQ.COM and USQ.COM. These programs have undergone several improvements, and each version gets a new version number tacked on. (The programs may have different names, such as SQEEZ, SQEZR or UNSQ.) In addition, some electronic bulletin boards put these programs into a library file. (More on library files later.)

SQ (called Squeeze) is a program that compresses data to create a much smaller file. Typically, this program reduces a file to about two-thirds of its original size. Phone transmission times for squeezed files are much less than for unsqueezed versions, so BBS users can save time (and long-distance phone charges) by learning to use SQ. CP/M bulletin boards use SQ to reduce the amount of disk space that programs occupy, and typical CP/M users

can use it to minimize disk space for archival purposes.

By using SQ to compress datafiles that aren't being actively used, you can also save on the number of disks you buy. Because these files can't be modified without first unsqueezing them (using USQ), it isn't a good idea to squeeze files you use on a daily or weekly basis. But for business records or letters that you must keep on file for a specified period, compression can save a significant amount of disk space.

SQ is also good for use with backup files. Since they rarely have to be used, unsqueezing the few files you may need in case of a "crash" is a small inconvenience when you consider the disk space saved.

Because most electronic bulletin boards use SQ to save the limited disk space on their drives, you will notice that many of the programs have a "Q" as the next to the last letter in their name. This means that the program needs to be unsqueezed before you can run it.

Using SQ and USQ

Both of the programs are very easy to use. Despite this, I highly recommend getting a copy of the documentation and a complete description of how the programs work. (You should download .DOC files from the

board.) Batch processing and other more involved uses of the programs are described there.

Since you'll probably be using it first, USQ gets first treatment. The more recent versions have a partial unsqueeze feature built in. This allows you to view the beginning lines of a file to confirm its identity. Type:

```
USQ-Z {filename1}
```

Z is the number of lines to be unsqueezed and can be up to 65,535. Filename1 is the name of the file to be unsqueezed.

If the file to be unsqueezed isn't on the default drive, you must use a drive specifier. If the -Z isn't used, then the program unsqueezes the entire file and writes it to disk for you. Be sure there is enough room for the new file; remember, the newly created file may be twice the size of the original.

SQ works much the same way as USQ. Type:

```
SQ {filename}
```

Multiple filenames may be used if you have several files to squeeze. Be sure there is enough room on the disk for the squeezed version.

Since SQ and USQ occupy about 38K of disk space, place them in the A drive and reserve the B drive for the programs with which you'll be working. This leaves more room on

XXX.BAS	An uncompiled Basic program.
XXX.C	Uncompiled C program.
XXX.PAS	An uncompiled Pascal program.
XXX.FOR	An uncompiled Forth program.
XXX.DOC	Document file for program XXX.
XXX.ASM	Source code for an unassembled program.
XXX.MAC	Source code to be assembled with a macro assembler.
XXX.COM	An assembled, ready-to-run program. Rarely downloadable.
XXX.OBJ	The downloadable, assembled, ready-to-run version of a program. You must change the program extender to .COM before running.
XXX.HEX	A hexadecimal file that can be loaded in and run.
XXX.MPM	Programs meant to run with MPM operating system (multi-user CPM).
XXX.TXT	A text file that holds the documentation on a program or hardware system. Extender .HLP is also used in this way.
XXX.PIC	Usually a file that reveals a picture when printed.
XXX.CAL	Used for calendars.
XXX.DAT	Datafiles, frequently needed with other programs.
XXX.LBR	A library of files that, together, constitutes a working unit.
XXX.CAT	A catalog file.
XXX.DIR	Directory listings.
XXX.NEW	A file containing recent additions to a BBS.
XXX.UPD	Usually an updating listing of some sort.

Other files may be identified as REF (reference), FIX (bug or problem fix), MOD (modification), REV (revision), TBL (table), INF (information) or TIP (tip or hint). Months of the year may be identified by a three-letter extender.

Table 1. *CP/M filetypes and descriptions.*

the destination disk. In this case, use the A drive as the default and type the B-drive identifier before the names of the programs you're processing. The 1541 makes an excellent B drive. (Single disk drive owners will use E to designate the second drive, known as the "virtual" drive.)

SQ and USQ can also be used in Interactive mode. Use the same procedure as when using PIP. After the asterisk prompt, just type the name of the file you want processed. Entering a blank line and pressing the return key exits the program.

Another program that works in conjunction with SQ is the TYPESQ program. With it, you can type out text files that have been squeezed without unsqueezing them first. Output goes to your screen and pauses for keyboard input at the end of each page. In this way, you can move through a file page by page to be sure it has the information you want before deciding to use unsqueeze.

LU and LRUN

When downloading files from a remote bulletin board system, it is important to get all the parts of a package. Some programs require special datafiles and multiple modules before they will run. To simplify downloading these types of programs and to save disk space, a program called LU (library utility) is

used to bind the appropriate files together into one.

Disk space is usually gained when several related files are put into a library. This is because CP/M has a minimum allocation of space per file. These are usually 1K or 2K blocks. Though only part of a block at the end of a file is used, the remaining empty space is still assigned to that file and can't be used by any other file. This wasted space can be recovered by putting several files into a library. Although the library directory occupies some disk space, you won't use as much if you combine multiple files.

LU has a variety of commands available once it is running. Typing LU puts you into the Interactive mode of the program; you'll then see a -?>, which means the program is looking for a command.

The valid commands are:

- a—adds files to library.
- d—deletes files from library.
- e—extracts files from library.
- l—lists current library map.
- o—opens a library.
- r—reorganizes a library.

When you type in the command you want to execute, the ? prompt is changed to any letter you choose, signifying the program is waiting to process the filename. The exceptions are the -l and -r commands.

The -l command prints out the

names and locations of all files in the currently open library. The -r command sorts the files into alphabetical order and releases unused file space.

The command you will most likely use is the -e command, which removes the specified file from the library, so you can run it. Before you can do that, though, you need to know the names of the files in the library. Use the -l command to list them.

If you've downloaded a library from an electronic BBS, I recommend you first extract the document file that describes the library. This should let you know whether or not you need to extract all the library files. Since a program running inside a library file can't access other files in the library, you may have to extract all the files before running the program. On the other hand, programs like SQ and USQ can be run while still in the library by using LRUN. (More on that later.)

To extract a file from a library, you must first open the library with the -o command. Type LU (with a drive identifier if it isn't on the default drive). At the -?> prompt, type -o to get the -O> prompt. Then type the name of the file you want to open. Once you've opened the library, any subsequent commands will be assumed to apply to that library.

To extract a file, use the -e command to get the -E> prompt. Type in a drive identifier if you want the file written to a disk other than the default one. Follow this with the filename of the library entry you want extracted. Wild cards (* and ?) can be used to remove several entries at once. The -E> prompt remains after each extraction.

After extracting a number of files, it's a good idea to use the -r command to reorganize the library and recover the freed disk space. Entering the -r command will start the procedure. If you follow the -r with a 1, the reorganization will reset the number of directory entries to exactly the number of files left in the library, thereby recovering some of the space occupied by the directory.

There's no specific command to close the library; simply enter a blank line at any prompt. Opening a new library will also close the active library.

Modifying a Library

If you have a group of files to put into a library, use the -o command to open the library. If you don't



CREDIT CARD FRAUD
PROSECUTED TO FULL EXTENT OF LAW

OPEN 9-8 MON-FRI; 10-5 SAT. EAST COAST TIME

Circle 209 on Reader Service card.

ORDERS ONLY ... CALL TOLL FREE

LOW PRICES + FAST DELIVERY = 1-800-468-9044

INFORMATION & PA ORDERS 814-234-2236

Software orders over \$100.00 will be shipped **FEDERAL EXPRESS** (yes, even with these prices)

You only pay TCP's standard shipping charge of \$4.00 per order. This offer also valid on peripherals and accessories under 8 pounds. Orders arriving before 11:00 AM our items will be shipped out same day.



ENHANCER 2000
DISK DRIVE
\$159
1 YEAR WARRANTY

MIRAGE CONCEPTS

Database Manager with Report Generator \$36.99
Prof. Wordprocessor..... \$36.99
Database Manager..... \$67.95

PRO-LINE
SOFTWARE

GT4 \$22.95
Fast Save, Fast Load, Cache
C POWER C COMPILER \$69.99
CADPIL \$36.95
CASHBOX \$36.95
Wordpro 64 \$36.95
Spellpro 64 \$32.95
Mailpro 64 \$24.95
Profile 64 \$36.95
PAL 64 \$32.95
POWER 64 \$32.95
TOOLBOX 64 \$59.95

PANASONIC

1091 ... \$222.00
1080 ... \$199.00
1092 \$299.00
1592 \$CALL
3131 Daisywheel \$CALL
3151 Daisywheel \$CALL

XETEC inc.

SUPER GRAPHIX interface w 8K buffer, down loadable fonts \$ lowest price
SUPERGRAPHIX jr printer interface \$46.95
FONT MASTER \$24.95

LETTER QUALITY PRINTERS when near letter quality isn't good enough

Cardco LOI \$199
Epson DX-10 \$209
Epson DX-20 \$309
Star Powertype \$299


Print Shop

Broderbund Print Shop \$25.95
Print Shop Companion SCALL Graphics Library I, II or III \$16.95
120 sheet color paper refill 1/2 red, 1/2 blue, 1/2 gold \$8.95

MODEMS — MODEMS — MODEMS

MASTER MODEM \$39.95
Includes Dow Jones, Compuserve Time
VOLKS 6470 300/1200 BAUD \$154.95
1670 \$157.95
1660 \$CALL
MITEY MO \$59.95
VIP TERMINAL \$34.95
VIDTEX TERMINAL \$23.95
Compuserve Starter Kit .. \$19.95
Playnet Starter Kit \$14.95

FREE PlayNET
STARTER KIT WITH PURCHASE OF ANY MODEM (WHILE SUPPLY LASTS)



COMMODORE 128

HARDWARE

1670... \$157.95
C128
1571, 1572 DRIVES
1902 MONITOR
MPS 1000 PRINTER
1350 MOUSE
1700, 1750 RAM EXPANSION

CALL NOW FOR LOWEST PRICES

SAVE A BUNDLE ON A BUNDLE
PACKAGE DEALS AVAILABLE
CALL FOR DETAILS

COMMODORE 128 SOFTWARE

WORD PROCESSORS
VIZAWRITE 128 **LOWEST PRICE CALL**
WORDPRO 128 \$59.95
PAPERCLIP \$37.95
PAPERCLIP W/ SPELLPACK \$49.95
WORD WRITER 128 W/ SPELLER \$49.95
PERFECT WRITER \$CALL

SPREADSHEETS
EPYX MULTIPLAN 128 \$44.95
PERFECT CALC. \$CALL
SWIFTCALC 128 W/ SIDEWAYS \$49.95
VIZASTAR 128 \$CALL
Integrated Spreadsheet, Database, Graphics

MISCELLANEOUS 128 SOFTWARE
PERFECT FILER \$CALL
JANE \$32.95
SUPERBASE 128 \$69.95
CONSULTANT 128 \$39.95

SG-10 \$CALL
SL-10C \$226
Commodore ready
SG-15 \$364
SD-10 \$323
SD-15 \$449
POWER TYPE .. \$299
18cps daisywheel
SR-10, SR-15 \$CALL

star
MICROELECTRONICS INC.



PRINTER PACKAGES
all packages work with C64 or C128

star SG-10 & XETEC SUPERGRAPHIX \$269.95
SG-10 & Xetec Supergraphix jr \$254.95
SG-10 & Cardco G-Wiz \$259.95
SG-10 & MW-350 \$269.95
SG-15 & Xetec Supergraphix \$419.95
SG-15 & Cardco G-Wiz \$412.95
SD-10 & Xetec Supergraphix \$379.95

PANASONIC

1091 & Xetec Supergraphix \$289.95
1091 & Xetec Supergraphix Jr. \$265.95
1080 & Xetec Supergraphix \$264.95
1092 & Xetec Supergraphix \$359.95

TOP 10 GAMES
Hitchhikers \$22.95
Microleague Baseball \$27.95
Kareteka \$19.95
Kung Fu (Spinnaker) \$CALL
F-15 Strike Eagle \$21.95
Flight Simulator II \$32.95
FSII Scenery (d) \$15.95
Jet Combat Sim \$29.95
Hobbit \$CALL
Murder By The Dozen \$24.95
Sargon III \$37.95
Wico Joysticks \$CALL
Sky Travel \$26.95

INFOCOM
Hitchhikers Guide \$22.95
Deadline \$25.95
Enchanter \$25.95
Infidel \$29.95
Sorcerer \$29.95
Witness \$25.95

BLUE CHIP
Baron \$24.95
Millionaire \$24.95
Tycoon \$24.95

WORD PROCESSORS
Wordpro 64 (d) \$36.95
Fleet System II (d) \$CALL
Paperclip (d) \$37.95
Paperclip w/ Spellpack (d) \$49.95
Cardco Write Now 64 (c) \$37.00
Mirage Professional W.P. (d) \$36.95
Trio (d) \$CALL

DATABASES
Consultant (d) \$39.95
Mirage Database w/ Rpt Gen (d) \$36.95
Practfile (d) \$12.95

RGBI Composite Monitors
Panasonic 1300 \$CALL
RGBI Cable \$19.95
Composite Video Cable \$ 6.95
Magnavox \$CALL

MONITORS
SAKATA SC100
13" COLOR \$149.00
Zenith 12" AMBER 1220 \$ 99.00
Zenith 12" GREEN 1230 \$ 99.00
Spare for monitors \$ 6.95

SPREADSHEETS
Vizastar 64 \$79.95
Practicalc (d) or (l) \$12.95
Calcik \$39.95
Programable Spreadsheet \$19.95
Cardco Calc Now 64 \$31.95
Calc Result Adv \$67.00
HES Multiplan \$49.95

CARDCO
Numeric Keypad \$35.00
5 slot expansion CB 5 \$58.00

UTILITIES
S'more \$49.95
CSM 1541 Align (d) \$29.95
Simon's Basic \$29.95
Canada A/M (d) \$39.95
Merlin 64 (d) \$33.95

INTEGRATED SOFTWARE
Trio (d) \$CALL
Homepac (d) \$39.99
Vizastar \$79.95

MISCELLANEOUS
Koaladap w/ Painter \$59.95
Koala Printer (d) \$CALL
Kid Pro Quo (d) (d) \$27.99
Softsync Personal Acct. (d) \$32.95
FCM (d) \$19.95
Cont. Home Acct. (d) \$46.95
Complete Personal Acct. (d) \$54.00
64 Doctor (d) \$24.95
Timeworks Inventory, A.P. A.R. C.F. General Ledger, Payroll (d) \$40.95 ea
1541 Express \$CALL
Fast Cable \$CALL
Epyx Fast Load \$24.95
Naveron 3-slot cartridge expander \$27.95
Buscard II \$CALL

LX-80 \$214.95
LX-80 tractorfeed \$ 34.95
Homewriter 10 \$229.95
includes Commodore or Atari interface
FX-85 \$314.95
FX-286 \$CALL
DX-10 \$CALL
DX-20 \$CALL

PRINTER INTERFACES

G-WIZ \$49.95
MW-350 w/4K Buffer \$CALL
Cardco Super G \$CALL
Xetec Supergraphix \$CALL
Xetec Jr. \$46.95
Grappler CD \$87.95
Tymac Connection \$67.95

DATA 20 XL-80

The XL-80 is an 80 column board that plugs into the back of your C-64. It's compatible with the Mitey Mo, modern software to give you an 80 column terminal on your C-64. Included with the XL-80 is an 80 column word processor, spreadsheet, and mailing list program.

XL-80 \$59.95

XL-80 & MITEY MO Package Deal \$107.95



LEGEND PRINTERS

808 \$159
880 \$CALL
1080A \$199
1380 \$259
1385 \$295



JUKI



PRINTER TYPEWRITER
2200 \$264
Daisywheel Printer, Portable Typewriter, Built in Correction Tape

PRINTERS
5510P \$329
6000P \$CALL
6100P \$344

cardco
NOW SERIES
CLEARANCE

WRITE NOW/64 \$22.95
CALC NOW \$19.95
GRAPH/PAINT NOW \$19.95
FILE NOW \$19.95
SPELL NOW \$19.95
MAIL NOW \$19.95
WHILE SUPPLY LASTS
LOI Daisywheel \$199.00

WORDPRO 3 / 64 \$19.95
from Professional Software Limited Qty.

PRINTER BLOWOUT

COMREX

COMREX 220

\$79.95
Commodore Ready from EPSON
50 CPS, Tractor Feed, 80 Columns

To order by mail: We accept money order, certified check, personal check. Allow 2 weeks for personal check to clear.
Shipping: \$4.00 for software and accessories \$10.00 for printers and color monitors \$8.00 for disk drives and other monitors/Add \$3.00 per box shipped COD. Call for other shipping charges. Additional shipping required on APO, FPO, AK, HI, and foreign orders.

Terms: ALL PRICES REFLECT CASH DISCOUNT, ADD 1.9% FOR MASTERCARD OR VISA. Manufacturer's warranty honored with copy of our invoice. ALL SALES ARE FINAL. Defective items replaced or repaired at our discretion. Pennsylvania residents add 6% sales tax. Prices and terms subject to change without notice.

Purchase orders accepted from qualified corporations and educational institutions
We accept Mastercard, Visa, COD, and Mail Orders
No Sales Tax on Orders outside PA
Buy with confidence.
We honor manufacturer's warranty

UPGRADE YOUR 64 WITH THESE POWERFUL TOOLS



- ★ SUPER BACKUP COPIER
- ★ ENHANCED ML MONITOR
- ★ MACRO ASSEMBLER
- ★ DISK UNASSEMBLER
- ★ DATAMAHER TO DISK
- ★ DISK SURGEON EDITOR
- ★ 32 EXTRA COMMANDS
- ★ LINE XREFERENCER



**SUPER
DISK
AE X 64**

\$35 US P&P INCLUDED
CANADIAN ORDERS \$45
QUEBEC ADD 9%

avantgarde64 TM

1790 TREPANIER, BROSSARD
QUEBEC J4W2K3, CANADA
PHONE 1-514-672-7060



UNLEASH THE POWER OF YOUR COMMODORE 64 WITH THE ULTIMATE INTERFACE

Compatible with C-128

- Control and monitor your home — appliances, lights and security system
- Intelligently control almost any device
- Connect to Analog-to-Digital Converters
- Control Robots
- Perform automated testing
- Acquire data for laboratory and other instrumentation applications
- Many other uses

Don't make the mistake of buying a limited capability interface. Investigate our universally applicable Dual 6522 Versatile Interface Adapter (VIA) Board, which plugs into the expansion connector and provides:

- Four 8-bit fully bidirectional I/O ports & eight handshake lines
- Four 16-bit timer/counters
- Full IRQ interrupt capability
- Four convenient 16-pin DIP socket interface connections
- Expandability up to four boards & sixteen ports.

ORDER NOW! Price \$169, postpaid USA. Extensive documentation included. Each additional board \$149.

All orders shipped from stock within 24 hours via UPS. VISA/MasterCard welcomed.

SCHNEDLER SYSTEMS

1501 N. Ivanhoe, Dept. R4
Arlington, VA 22205

Information/Telephone Orders (703) 237-4796

specify a name, the default (LIBRARY.LBR) will be used. When you open a new library, you must specify the number of directory entries. It's best to plan for more entries than you have, just in case you want to add some later. However, the -r command can be used to add entries later, if you want to save disk space.

Once you've created a library, you can add members to it by using the -a command. Type -a to change the prompt to -A>. Now each filename you type will be added to the library. You can use wild cards. Be sure your number of files doesn't exceed your directory space.

To remove files from the library, use the -d command. It works much the same way as -a. However, keep in mind the following. During a work session, a copy of the directory for the active library is created on disk. When you delete files from the library, they are actually deleted from the *copy directory*. They aren't actually deleted until the library is closed. If you discover an error before closing the library, you can use a !C (CTRL C) to escape from LU without deleting those files.

Also, although the files are deleted from the library directory, the disk space they occupied is retained until you reorganize the directory.

LRUN

The LRUN program can also be used to run a program that is inside a library. Use:

LRUN [lbrname.lbr] [progname.com] [parameters]

The lbrname.lbr is the name of the library that contains the program to run; progname.com is the program to run; and parameters is a group of filenames or other information that the program needs in order to run. For instance,

LRUN COMMAND.LBR X.COM B:

would run the program X.COM (extended directory) found in library COMMAND.LBR. The B: would cause X.COM to list all the files on the B drive, their size, the amount of disk space used, the amount of free space left, the number of files on the disk and the number of unused directory positions. If the B: were omitted, the information would come from the default drive.

Who to Thank

You might want to thank the authors of SQ and USQ and LU and

LRUN for their efforts. The author of SQ and USQ is Dick Greenlaw (251 Colony Court, Gahanna, OH 43230). You can reach him by phone evenings and weekends at 614-475-0172. The author of LU and LRUN is Gary Novosielski (21 W. Pierrepont Ave., Rutherford, NJ 07070). You can reach him by phone at 201-935-4087.

Please keep in mind that these folks don't market the programs, so you'll have to acquire them through the usual channels. It never hurts to let programmers know that their efforts are appreciated, though. Most of them donate their programs in hopes that others will benefit from them, and I've never encountered a programmer who resented a little public or private recognition.

Although these programs are in the public domain, you should be aware that their authors do have copyright notices on the programs. These notices prohibit the commercial sale of the programs or their documentation.

File-Naming Conventions

A word about file-naming conventions. As mentioned earlier, squeezed files have a Q as the next to the last letter. Many BBSs use the first eight letters to name the program and the last three letters to indicate the type of program. Table 1 provides you with some examples of what you can expect. XXX indicates the name of the file. ®

Editor's Note:

As many of you have probably gathered, the original version of CP/M packaged with your C-128 does not support the RS-232 port. Commodore has now revised the CP/M operating system to allow the use of the RS-232 port directly from CP/M mode. At the time of this writing, Commodore had not publicized how you can obtain this new version. However, updates are available on major networks such as Viewtron, CompuServe and QuantumLink, and it has been unofficially stated that Commodore will provide the update to all registered C-128 owners.

Address all author correspondence to Cheryl Peterson, 750 85th St., #3, Miami Beach, FL 33141.

RAVE REVIEWS

RUN Magazine says, "... rugged design ... ease of use ... make it everyone's favorite ..."

"... outstanding 1525 emulation cannot be overemphasized."

"... 1525 emulation is so near perfect ... you'll be hard pressed to find software designed to work with the Commodore ... that will not work ..."

"... it is a sophisticated interface ... possesses an above average level of quality ..." RUN Dec. 1985 issue

PPI
with graphics buffer

PARALLEL PRINTER INTERFACE



\$49.95

(suggested retail)

FOR USE WITH THE
COMMODORE Vic 20,
C64 and 128 PC

IMPORTANT FEATURES that may not be found on other interfaces:

- High Speed Graphics Buffer.
- Works properly with all Commodore compatible software.
- Transparent Mode Lock Controls.
- Total Emulation of Commodore's Graphic, Character and Command Set.
- True Commodore Graphics.
- Combining of Emulation and Transparent Modes.
- No Confusing DIP switches.
- 15 page easy to follow Users Manual.
- FCC Approved.

PRINTERS

Smith Corona Fast Text 80
Smith Corona DP series
Smith Corona 200*
Smith Corona 300*
Smith Corona 400*
Royal 600*
Royal 610*
Riteman
Radix

Star Gemini X & SG series
MPI SX Printer*
MPI X Printer*
Panasonic KXP
Inforunner
Star Delta
Blue Chip
Citizen
BMC

Mannesmann Tally MT160
Olympia Compact NP
Brother CE-50*
Brother CE-58*
Brother DM-40
Brother DX-5
Fujitsu
Epson

* Special interface or adapter cable required. Contact DSI.

The PPI works with all Centronics compatible parallel printers that utilize standard ASCII characters and command sets in the transparent mode.



DIRECTOR

The DIRECTOR is a surge, spike, RFI, and EMI interference suppressed 5 outlet power control center for computers and peripherals.



DATA SWITCH

Six DATA SWITCH models allow port expansion and sharing of computer and peripherals.




MESSENGER MODEM

The MESSENGER is an auto answer/dial modem with complete telecom software for use with Commodore C64 and 128 PC.



COMPUTER DISKETTE NOTCHER


Converts any single sided diskette to a double sided diskette.



RGB CABLE ASSEMBLIES

RGB cable assemblies that connect the Commodore 128 PC and Amiga to Amdek, Sakata, Princeton Graphics, Taxan, Magnavox, Teknika, Sharp, Panasonic, NEC, and Sony RGB monitors.

Distributor and dealer programs available. Call 316-264-6118 for immediate information.




717 SOUTH EMPORIA
WICHITA, KANSAS 67211-2307
(316) 264-6118
Telex No. 650-193-4977

Computer Cleaners

Your Choice
Reg. \$19.95
Sale \$9.95

1/2 PRICE SALE

Your Choice
Reg. \$19.95
Sale \$9.95



TV/MONITOR SCREEN RESTORER & CLEANING KIT

Sale \$9.95


Reduce eye fatigue by increasing the clarity of your TV or monitor screen. This kit contains a hard wax formulation to cover surface imperfections on TV screens and monitors. This restores maximum optical clarity, making what you see more distinct. Plus high absorbency cloths and an auto static spray cleaner allows you to clean your screen on a regular basis to keep your screen looking better than new. (This is a must for those who watch monitors or TVs for extended lengths of time.) List \$19.95. **Sale \$9.95.**

DISK DRIVE CLEANER

Reg. \$19.95.
Sale \$9.95.

- 60% of all drive downtime is directly related to poorly maintained drives.
- Drives should be cleaned each week regardless of use.
- Drives are sensitive to smoke, dust & all micro particles.
- Systematic operator performed maintenance is the best way of ensuring error free use of your computer system.

This unique twin slot jacket design gives twice as many "wet-dry" cleanings per rotation as other leading brands. Non abrasive, 100% lint free, random fiber cleaners capture dust, smoke particles and disk oxide build up which insures you against disk and data loss from dirty disk drive heads just like you must clean your albums and tape players you must clean your disk drive heads to keep your disk drive working well. (24 cleanings per kit.) List \$19.95. **Sale \$9.95.**



ANTI-STATIC KEYBOARD CLEANER

Sale \$9.95

Now you can clean your computer keyboard fast, efficiently, and safely. The keyboard cleaning solution is exclusively formulated to remove skin oils, dust, and dirt that can destroy your equipment. Plus this non residue solution with anto-static properties will not build up like ordinary household cleaners so you can clean as much as you like without worry. Plus the lint free, high absorbency, non-abrasive cloths will not scratch or mar your equipment as they pick up dirt and grime in a matter of seconds. List \$19.95. **Sale \$9.95.**

Add \$3.00 for shipping, handling and insurance. Illinois residents please add 6 1/4% tax. Add \$6.00 for CANADA, PUERTO RICO, HAWAII, ALASKA, APO-FPO orders. Canadian orders must be in U.S. dollars. WE DO NOT EXPORT TO OTHER COUNTRIES, EXCEPT CANADA. Enclose Cashiers Check, Money Order or Personal Check. Allow 14 days for delivery, 2 to 7 days for phone orders, 1 day express mail!

VISA — MASTER CARD — C.O.D. No. C.O.D. to Canada, APO-FPO

PROTECTO

We Love Our Customers

22292 N. Pepper Rd., Barrington, Illinois 60010

312/382-5244 to order

Famous Smith Corona National Brand

10" PRINTER SALE

Below Wholesale Cost Prices!!!

- **ONE YEAR IMMEDIATE REPLACEMENT WARRANTY**
- **Speed: 120 or 160 characters per second** • **Friction Feed/Tractor Feed — Standard**
- **80 character print line at 10 CPI** • **1 Line Buffer, 2K Buffer on 160 CPS Plus LQM**
- **Six pitches** • **Graphics capability** • **Centronics compatible parallel interface**
- **Features Bidirectional Print, Shortline Seek, Vertical And Horizontal Tabs**



SUPER GRAPHICS

This is a sample of our **emphasized** near-letter-quality print. *italic print.* There is standard data processing quality print

Check These Features & Prices

120 CPS 10" Printer

List \$429.00

SALE \$159

160 CPS + Letter Quality Mode 10" Printer

List \$499.00

SALE \$199

(IBM — Commodore)

SPECIFICATIONS

(Apple — Atari — Etc.)

Size/Weight

Height 5.04" Width 16.7"
Depth 13.4" Weight 18.7 lbs.

Internal Char. Coding

ASCII Plus ISO

Print Buffer Size

120 CPS: 132 Bytes (1 line)
120/160 CPS Plus LQM: 2K

No. of Char. in Char. Set

96 ASCII Plus International

Graphics Capability

Standard 60, 72, 120 DPI
Horizontal 72 DPI Vertical

Pitch

10, 12, 16.7, 5, 6, 8.3, Proportional Spacing

Printing Method

Impact Dot Matrix

Char. Matrix Size

9H x 9V (Standard) to 10H x 9V
(Emphasized & Elongate)

Printing Features

Bi-directional, Short line seeking, Vertical
Tabs, Horizontal Tabs

Forms Type

Fanfold, Cut Sheet, Roll (optional)

Max Paper Width

11"

Feeding Method

Friction Feed Std.; Tractor Feed Std.

Ribbon

Cassette — Fabric inked ribbon

Ribbon Life

4 million characters

Interfaces

Parallel 8 bit Centronics compatible
120/160 CPS Plus NLQ: RS232 Serial inc.

Character Mode

10 x 8 Emphasized; 9 x 8 Standard; 10 x 8
Elongated; 9 x 8 Super/Sub Script (1 pass)

Character Set

96 ASCII
11 x 7 International Char.

Line Spacing

6/8/12/72/144 LPI

Character Spacing

10 cpi normal; 5 cpi elongated normal; 12 cpi
compressed; 6 cpi elongated compressed;
16.7 cpi condensed; 8.3 cpi elongated
condensed; 5.12.5 cpi elongated proportional

Cartridge Ribbon — List \$19.95. Sale \$12.95.

Interfaces

IBM \$89.00

Apple \$59.00

Atari \$59.00

Commodore \$39.95

Add \$14.50 for shipping, handling and insurance. Illinois residents please add 6 1/4% tax. Add \$29.00 for CANADA, PUERTO RICO, HAWAII, ALASKA, APO-FPO orders. Canadian orders must be in U.S. dollars. WE DO NOT EXPORT TO OTHER COUNTRIES, EXCEPT CANADA. Enclose Cashiers Check, Money Order or Personal Check. Allow 14 days delivery. 2 to 7 days for phone orders. 1 day express mail! Prices & Availability subject to change without notice.
VISA — MASTERCARD — C.O.D. No C.O.D. to Canada or APO-FPO

PROTECTO

We Love Our Customers

22292 N. Pepper Rd., Barrington, Illinois 60010

312/382-5244 to order

C-128 AutoMenu

By DAVID DARUS and LOUIS WALLACE

The C-128 AutoMenu is designed to make it easy for you to load and run programs on the C-128. It allows you to quickly and easily look through a disk's available program files and load and run them by simply pressing a key.

After carefully typing in Listing 1, save it to disk. You can save C-128 AutoMenu to any of your frequently used disks to save time later. In fact, by using the C-128's autoboot capability, you can set up each C-128 disk so that AutoMenu is automatically booted at powerup. (For a program that allows you to make self-booting program disks, see "Disk Commands on the C-128" in *RUN*'s December 1985 issue.)

When you run or autoboot C-128 AutoMenu, it first checks to see if you are in 40- or 80-column mode, then formats its output accordingly. It will go to the disk for a minute and read in all the names and sizes of the program files on the disk. It will ignore sequential, user and relative files, since they are not executable programs.

Once the program names are in memory, it will list them in a window on the screen, with the program size on the far-right side of the window. You can use your cursor keys to move up or down through the list while

*As your library of
C-128 programs grows by leaps
and bounds, you'll need a
quick and easy way to load and
run all of them. Here's a
program that does just that.*

highlighting the program name under the cursor. If you wish, you can return to the top of the list by pressing the clr/home key.

Once you've found the program you want, simply press the return key while the cursor is on the program name, and your choice will be loaded and run if it is a C-128-compatible Basic program.

AutoMenu checks the load address of the file you choose; if the address isn't correct for a C-128 Basic program, AutoMenu compares it to the load address for C-64 Basic programs. If AutoMenu finds that the program loads at 2049 decimal, which is where the C-64 Basic programs start, it tells you that this may be a C-64 program and asks if you still wish to load and run it. If you reply yes, it will load it to the proper start of Basic for the C-128 and run it. (Note: Not all C-64

Basic programs will run unmodified in C-128 mode.)

If the load address is incorrect for C-128 or C-64 Basic, AutoMenu assumes the program is in machine language and asks if you wish to boot the program. Booting allows machine language programs to be loaded and activated all at once. It will only work on those machine language files whose start address is the same as the load address. In other words, if the load address is 32768, booting will load it to 32768 and attempt to start it with a SYS 32768. Machine language files that require starting from an address different from the load address cannot be executed this way.

If the program you want is not on the disk you're viewing, simply remove the current disk from the drive (do not remove a disk while the drive is spinning) and insert another disk. Then press the stop key. AutoMenu will load the directory of the new disk and display it for you.

Well, that's all there is to it. You'll find this program will add new dimensions to the use of your disk directory. ®

*Address all author correspondence to
David Darus and Louis Wallace, 6124B
SW 11th Place, Gainesville, FL 32607.*

RUN It Right

*C-128 (in C-128 mode; 40/80 column)
1541 or 1571 disk drive*

Introducing the Most Powerful Business Software Ever!

FOR YOUR IBM • APPLE • MAC • TRS-80 • KAYPRO • COMMODORE • MSDOS OR CP/M COMPUTER*

50% OFF!



The VERSABUSINESS™ Series

Each VERSABUSINESS module can be purchased and used independently, or can be linked in any combination to form a complete, coordinated business system.

VERSARECEIVABLES™ \$99.95

VERSARECEIVABLES™ is a complete menu-driven accounts receivable, invoicing, and monthly statement-generating system. It keeps track of all information related to who owes you or your company money, and can provide automatic billing for past due accounts. VERSARECEIVABLES™ prints all necessary statements, invoices, and summary reports and can be linked with VERSALEDGER II™ and VERSAINVENTORY™.

VERSAPAYABLES™ \$99.95

VERSAPAYABLES™ is designed to keep track of current and aged payables, keeping you in touch with all information regarding how much money your company owes, and to whom. VERSAPAYABLES™ maintains a complete record on each vendor, prints checks, check registers, vouchers, transaction reports, aged payables reports, vendor reports, and more. With VERSAPAYABLES™, you can even let your computer automatically select which vouchers are to be paid.

VERSAPAYROLL™ \$99.95

VERSAPAYROLL™ is a powerful and sophisticated, but easy to use payroll system that keeps track of all government-required payroll information. Complete employee records are maintained, and all necessary payroll calculations are performed automatically, with totals displayed on screen for operator approval. A payroll can be run totally, automatically, or the operator can intervene to prevent a check from being printed, or to alter information on it. If desired, totals may be posted to the VERSALEDGER II™ system.

VERSAINVENTORY™ \$99.95

VERSAINVENTORY™ is a complete inventory control system that gives you instant access to data on any item. VERSAINVENTORY™ keeps track of all information related to what items are in stock, out of stock, on backorder, etc., stores sales and pricing data, alerts you when an item falls below a preset reorder point, and allows you to enter and print invoices directly or to link with the VERSARECEIVABLES™ system. VERSAINVENTORY™ prints all needed inventory listings, reports of items below reorder point, inventory value reports, period and year-to-date sales reports, price lists, inventory checklists, etc.

VERSALEDGER II™ \$149.95

VERSALEDGER II™ is a complete accounting system that grows as your business grows. VERSALEDGER II™ can be used as a simple personal checkbook register, expanded to a small business bookkeeping system or developed into a large corporate general ledger system **without any additional software.**

- VERSALEDGER II™ gives you almost unlimited storage capacity (300 to 10,000 entries per month, depending on the system),
- stores all check and general ledger information forever,
- prints tractor-feed checks,
- handles multiple checkbooks and general ledgers,
- prints 17 customized accounting reports including check registers, balance sheets, income statements, transaction reports, account listings, etc.

VERSALEDGER II™ comes with a professionally-written 160 page manual designed for first-time users. The VERSALEDGER II™ manual will help you become quickly familiar with VERSALEDGER II™, using complete sample data files supplied on diskette and more than 50 pages of sample printouts.

FOR COMMODORE OWNERS ONLY!

Commodore owners only may now take 50% off our listed price of any module(s) from our VersaBusiness Series. All sales are final (our normal 30-day money back guarantee does not apply to sale items).

To Order:

Write or call Toll-free (800) 431-2818
(N.Y.S. residents call 914-425-1535)

- * add \$3 for shipping in UPS areas
- * add \$4 for C.O.D. or non-UPS areas

- * add \$5 to CANADA or MEXICO
- * add proper postage elsewhere

DEALER INQUIRIES WELCOME

All prices and specifications subject to change / Delivery subject to availability.

COMPUTRONICS

50 N. PASCACK ROAD, SPRING VALLEY, N.Y. 10977

Circle 9 on Reader Service card.

C-128 AutoMenu

created by

David Darus & Louis Wallace

There are 27 program files

autoboot 128	11
auto.pic	32
auto.col	5
stack 64	16
credit cards 64	21
128 typist	7
nl typist 64	38
runterm plus 64	58
word jumbler 64	28
pulsing pics 64	18
autorun 64	4
lister 64	19
disk renamer 64	8

AutoMenu screen display.

Listing 1. AutoMenu program.

```
10 REM C-128 AUTOMENU :REM*116
20 REM DAVID DARUS & LOUIS WALLACE :REM*70
30 REM (C)1985 RUN MAGAZINE :REM*218
40 COLOR4,1:FAST :REM*134
50 REM READ IN DIRECTORY :REM*64
60 GRAPHIC1,1:CLR:PRINT"{SHFT CLR}";CHR$(8)
:CHR$(14); :REM*98
70 TRAP760 :REM*202
80 A$=" ":L=32 :REM*92
90 IFLen(A$)<LTHEN A$=A$+LEFT$(A$,L-LEN(A$))
:GOTO90 :REM*84
100 BANK0:FORDA=0TO65:READ DT:POKE7168+DA,D
T:NEXT:BANK15 :REM*82
110 DR=7168:F=0:DIM F$(145):GOSUB540 :REM*0
120 DCLEAR:IF DS THEN PRINTDS;DS$:END
:REM*212
130 OPEN1,8,15:OPEN2,8,2,"#":T=18:S=1
:REM*198
140 PRINT#1,"U1";2;0;T;S:PRINT#1,"B-P":2;0
:REM*62
150 FORR=0TO7:SYS DR :REM*66
160 IFR=0THENT=ASC(MID$(A$,1,1)):S=ASC(MID$(A$,2,1))
:REM*4
170 FT=ASC(MID$(A$,3,1)) :REM*58
180 IF FT=130 THEN F=F+1:BK=ASC(MID$(A$,31,1))+ASC(MID$(A$,32,1))*256:F$(F)=MID$(A$,6,16)+STR$(BK)
:REM*122
190 NEXT:IF T GOTO140 :REM*106
200 CLOSE2:CLOSE1 :REM*224
210 CHAR1,0+MD/2,7,"{40 SPACES}" :REM*86
220 REM BEGIN SELECTION :REM*34
230 CHAR1,8+MD/2,8,"{CTRL 8}{COMD A}{22 SHFT T *s}{COMD S}" :REM*196
240 FORT=9TO22:CHAR1,8+MD/2,T,"{SHFT -}{22 SPACES}{SHFT -}":NEXT :REM*188
250 CHAR1,8+MD/2,23,"{COMD Z}{22 SHFT *s}{COMD X}" :REM*34
260 CHAR1,6+MD/2,7,"{CTRL 6}{SHFT T}HERE ARE E{CTRL 3}":CHAR1,16+MD/2,7,STR$(F)+"{CTRL 6} PROGRAM FILES" :REM*59
270 WINDOW9+MD/2,9,30+MD/2,22:COLOR5,15 :REM*1
280 FORCP=1TO14:MS$=F$(CP):GOSUB740:NEXT:CF=1:CP=1 :REM*151
290 MS$="{CTRL 2}{CTRL 9}"+F$(CF)+"{CTRL 0}{COMD 7}":GOSUB740 :REM*65
300 GETKEY A$:MS$=F$(CF):GOSUB740 :REM*251
310 IFA$="{CRSR DN}"THEN:IFCF+1<=FTHENCF=CF+1:CP=CP+1:IFCF>14THENCF=14:PRINTCHR$(27)+"V";MS$=F$(CF):GOSUB740 :REM*129
320 IFA$="{CRSR UP}"THEN:IFCF-1>0THENCF=CF-1:CP=CP-1:IFCF<1THENCF=1:PRINTCHR$(27)+"W";MS$=F$(CF):GOSUB740 :REM*57
330 IF A$="{HOME}" OR A$="{SHFT CLR}"THENPRINT"{SHFT CLR}":GOTO280 :REM*189
340 IFA$=CHR$(13)THEN360 :REM*171
350 GOTO290 :REM*177
360 MS$="{CTRL 6}{CTRL 9}"+F$(CF)+"{CTRL 0}{COMD 7}":GOSUB740 :REM*21
370 PRINT"{2 HOMES}":GRAPHIC CLR :REM*61
380 F$=LEFT$(F$(CF),16) :REM*139
390 OPEN2,8,2,F$+"P,R" :REM*141
400 GET#2,A$:GET#2,B$:LA=ASC(A$+CHR$(0))+ASC(B$+CHR$(0))*256:CLOSE2 :REM*101
410 IF LA=7169 OR LA=16385 THEN CHAR1,0,24,"{SHFT L}LOADING "+F$:RUN(F$) :REM*45
420 IF LA=2049 THEN CHAR1,0+MD/2,24,"{SHFT M}AY BE A {SHFT C}-64 {SHFT B}{SHFT A}{SHFT S}{SHFT I}{SHFT C} PROGRAM. {SHFT R}UN (Y/N)?" :GOTO490 :REM*141
```

Circle 74 on Reader Service card.

PROFESSIONAL HANDICAPPING SYSTEMS

PRESENTED BY PROFESSOR JONES

GLD. Thoroughbred "Gold" Edition™
A "Full" featured thoroughbred analysis designed for the professional and the serious novice.
\$159.95 complete

EGLD. Enhanced "Gold" Edition™
"Gold" Edition with complete Master Bettor™ system integrated onto the same disk. This powerful program will transfer all horses and scores to the bet analysis with a "single keystroke".
(Master Bettor™ included) \$199.95 complete

GLTD. Limited "Gold"™
Enables Professional Handicappers to assign specific values to the racing variables they feel are important. Create program weight based on a particular track and fine tune it for maximum win percentage. This program is designed for "ease of use". The user needs no programming experience.
(contains integrated Bettor™) \$299.95 complete

GD. Gold Dog Analysis™ \$149.95
The ONLY professional greyhound analysis available that evaluates ALL variables.
w/integrated Bettor \$199.95
Limited Version \$299.95

MHH. Master Harness Handicapper™
Professional software designed to provide a thorough analysis of all trotter and pacer races in the United States and Canada.
complete \$159.95
w/integrated Bettor \$199.95
Limited \$299.95

Professor Pix Football™
Complete STATISTICAL ANALYSIS on Data Base allowing "Designated" previous games to be evaluated.
Statistical Series \$99.95
w/Win-Loss Power Ratings \$149.95

NBA. Basketball™ NBA \$99.95 w/college \$129.95
w/power ratings \$149.95

LOT. Lottery Analysis™
Statistical comparison program designed to detect subtle patterns in winning numbers and digits.
Lottery (3-4 digit) \$79.95
w/Lotto (Max. 99 Digit) \$99.95

PC-3 Portable Computer (4k) w/choice of Thoroughbred, Greyhound or Trotter™ \$249.95 (includes portable computer & program.)

M-100 Portable (32k) w/choice of Thoroughbred, Greyhound, or Trotter and Master Bettor. \$649.95 (Includes portable computer and program.)

FREE CATALOG!

Prof. Jones
1940 W. State
Boise, ID 83702

VISA MasterCard AMEX

48 HR. FREE SHIPPING

CALL (208) 342-6939

TERMS: Free shipping all software. Add \$6.00 hardware/\$6.00 C.O.D. / UPS Blue \$6.00/Out of Country \$9.00/ID. Residents 4%+3 weeks personal checks/Cash price only, add 2% Visa, MC, AMEX. Prices subject to change.

Listing 1 continued.

```

43Ø CHAR1,3+MD/2,24,"(SHFT N)OT A (SHFT B){
  SHFT A}{SHFT S}{SHFT I}{SHFT C} PROGRAM
  .{2 SPACES}{SHFT B)OOT (Y/N)?" :REM*45
44Ø GETKEY A$ :REM*167
45Ø CHAR1,Ø+MD/2,24,"{39 SPACES}" :REM*125
46Ø WINDOW9+MD/2,9,3Ø+MD/2,22:COLOR5,15
  :REM*191
47Ø IFA$<>"Y"THENPRINT"{SHFT CLR}":GOTO28Ø
  :REM*215
48Ø CHAR1,Ø,24,"(SHFT B)OOTING "+F$:BOOT(F$
  ) :REM*21
49Ø GETKEY A$ :REM*217
50Ø CHAR1,Ø+MD/2,24,"{39 SPACES}" :REM*175
51Ø WINDOW9+MD/2,9,3Ø+MD/2,22:COLOR5,15
  :REM*241
52Ø IF A$<>"Y"THENPRINT"{SHFT CLR}":GOTO28Ø
  :REM*1Ø
53Ø RUN(F$) :REM*178
54Ø REM DRAW TITLE SCREEN :REM*2Ø8
55Ø X1=13:X2=15:X3=6 :REM*2Ø2
56Ø MD=PEEK(215):REM 4Ø/8Ø COL. FLAG
  :REM*152
57Ø GRAPHICØ:ML=4Ø:CT$="{18 CRSR RTs}":COLO
  RØ,1:COLOR4,1:IFMD=ØTHENSLOW :REM*1Ø6
58Ø IF MD<>Ø THEN MD=4Ø:CT$=CT$+CT$+" ":ML=
  8Ø:GRAPHIC5:COLOR6,1:X1=33:X2=35:X3=26
  :REM*38
59Ø COLOR5,4 :REM*226
60Ø MS$="{COMD A}{31 SHFT *s}{COMD S}":GOSU
  B72Ø :REM*74
61Ø MS$="{SHFT -}{31 SPACES}{SHFT -}":GOSUB
  72Ø :REM*2Ø8
62Ø MS$="{SHFT -}{31 SPACES}{SHFT -}":GOSUB
  72Ø :REM*218
63Ø MS$="{SHFT -}{31 SPACES}{SHFT -}":GOSUB
  72Ø :REM*228
64Ø MS$="{SHFT -}{31 SPACES}{SHFT -}":GOSUB
  72Ø :REM*238
65Ø MS$="{SHFT -}{31 SPACES}{SHFT -}":GOSUB
  72Ø :REM*248
66Ø MS$="{COMD Z}{31 SHFT *s}{COMD X}":GOSU
  B72Ø :REM*138
67Ø COLOR5,8:CHAR1,X1,1,"(SHFT C)-128 (SHFT
  A)UTO{SHFT M)ENU" :REM*174
68Ø COLOR5,9:CHAR1,X2,3,"CREATED BY":REM*52
69Ø COLOR5,3:CHAR1,X3,5,"(SHFT D)AVID (SHFT
  D)ARUS & (SHFT L)OUIS (SHFT W)ALLACE"
  :REM*2Ø2
70Ø COLOR5,5:CHAR1,4+MD/2,7,"(SHFT R)EADING
  DIRECTORY... (SHFT P)LEASE WAIT"
  :REM*2Ø4
71Ø RETURN :REM*2
72Ø REM PRINT STRING CENTERED :REM*232
73Ø PRINTLEFT$(CT$, (ML-LEN(MS$))/2);MS$:RET
  URN :REM*96
74Ø CHAR1,1,CP-1,MS$:RETURN :REM*76
75Ø REM TRAP IT :REM*42
76Ø PRINT"{2 HOMES}{SHFT CLR}":CLR:RUN
  :REM*172
77Ø DATA16Ø,3,165,47,133,252,165,48 :REM*59
78Ø DATA133,253,169,252,162,1,32,116
  :REM*149
79Ø DATA255,133,25Ø,2ØØ,169,252,162,1
  :REM*81
80Ø DATA32,116,255,133,251,162,2,32 :REM*71
81Ø DATA198,255,16Ø,Ø,32,228,255,162
  :REM*113
82Ø DATA25Ø,142,185,2,162,1,32,119 :REM*233
83Ø DATA255,2ØØ,192,32,2Ø8,238,76,2Ø4
  :REM*155
84Ø DATA255,32,32,32,32,32,32,32 :REM*9
85Ø DATA219,219 :REM*251

```

commodore

Circle 223 on Reader Service card.

MONITORS DISK DRIVES

\$119



FULL
COLOR
MONITOR

NEW
UNITS

\$139



1541
COMMODORE

COMPUTERS



CALL
FOR PRICES!

COMMODORE 128

C=64

PRINTER

EPSON
WARRANTED

RETAIL VALUE
\$200.00



\$78

BUILT-IN
INTERFACE

FOR
THE
OR C=64
128

VIDEO

\$149

PORTABLE
VIDEO RECORDER



MORE INFORMATION — CALL TODAY



NEXT DAY DELIVERY

1-800-345-5080

T & D ELECTRONICS
6870 Shingle Crk. Pkwy.
Minneapolis, MN 55430

“My purchase of RUN is a better investment than my computer—I get a much higher return on a much smaller investment!”—

D. Suggs, Tallahassee, Fla.

Join the thousands of C-64, Plus/4, and VIC-20 users around the world who enjoy subscribing to RUN every month. They've found RUN to be an unrivaled Commodore resource. And they're right—RUN is one of the fastest-growing Commodore magazines on earth!

The convenience of personal delivery, plus a savings of 44% off the newsstand price are yours when you subscribe to RUN—the year-round Commodore companion.

You get 12 great issues for just \$19.97, plus special announcements and offers available only to RUN subscribers!

Each month, you'll learn the fun of computing while exploring the limitless possibilities of your Commodore.

Here's what satisfied readers are saying:

“I read many magazines after I bought my 64, but I

think that yours is the best. I now have a subscription and look forward to every new issue.”—Eric D. Stolen, Manistee, MI

“In a remarkably short time, RUN has become the best journal for Commodore computer users... I appreciate the coverage you devote to reader comments and questions (Magic, Mail RUN, and Commodore Clinic), as there is nearly always an interesting hint or tip in one of these columns!”—J. O'Hare, Victoria, B.C. Canada.


Throughout the year, you'll find:

- Exciting tips, Commodore tricks, and programming ideas in RUN's most popular column, “Magic”.
- Challenging, fun, and educational software.
- A rundown of the products best suited for the new C-16 and Plus/4.

The benefits roll on... time-saving programming ideas, no-punches-pulled product reviews, applications to broaden your computing horizon, tutorials and assistance from renowned authors in the Commodore field, and of course, great ideas and tricks that have worked for fellow Commodore users.

Act today—and save 44%—joining the thousands of subscribers who've found that RUN is their best computing companion. Just send in the coupon or insert card, or call **TOLL-FREE 1-800-258-5473**. In NH, dial 1-924-9471.

Commodore 64, VIC-20 and PLUS4 are registered trademarks of Commodore Business Machines, Inc.



YES! I want to make a great investment.

Send me 12 issues of RUN for the low subscription price of \$19.97. I'll save 44% off the newsstand price.

Payment enclosed Bill me

Name _____

Address _____

City _____ State _____ Zip _____

Canada & Mexico \$22.97; Foreign Surface \$39.97, 1 year only, US funds drawn on US bank. Foreign airmail, please inquire. Please allow 6 to 8 weeks for delivery.

RUN • Box 954 • Farmingdale, NY 11737

364B3



This Publication is available in Microform.



University Microfilms International

Please send additional information

for _____
(name of publication)

Name _____

Institution _____

Street _____

City _____

State _____ Zip _____

300 North Zeeb Road
Dept. P.R.
Ann Arbor, Mi. 48106

It Talks! It Recognizes! It Writes Music! and more . . .



THE AMAZING VOICE MASTER® Speech and Music Processor

Your computer can talk in your own voice. Not a synthesizer but a true digitizer that records your natural voice quality—and in any language or accent. Words and phrases can be expanded without limit from disk.

And it will understand what you say. A real word recognizer for groups of 32 words or phrases with unlimited expansion from disk memory. **Now you can have a two way conversation with your computer!**

Easy for the beginning programmer with new BASIC commands. Machine language programs and memory locations for the more experienced software author.

Exciting Music Bonus lets you hum or whistle to write and perform. Notes literally scroll by **as you hum!** Your composition can be edited, saved, and printed out. You don't have to know one note from another in order to write and compose!

Based upon new technologies invented by COVOX. One low price buys you the **complete system**—even a voice controlled black-jack game! In addition, you will receive a subscription to COVOX NEWS, a periodic newsletter about speech technology, applications, new products, up-dates, and user contributions. **You will never find a better value for your computer.**

ONLY \$89.95 includes all hardware and software.

For telephone demonstration or additional information, call (503) 342-1271. FREE audio demo tape and brochure available.

Available from your dealer or by mail. When ordering by mail add \$4.00 shipping and handling (\$10.00 for foreign, \$6.00 Canada).

The Voice Master is available for the C64, C128, all Apple II's, and Atari 800, 800XL and 130XE. Specify model when ordering.



For Faster Service on Credit Card Orders only:

ORDER TOLL FREE 1-800-523-9230



COVOX INC.

675-D Conger Street, Eugene, OR 97402
Telex 706017 (AV ALARM UD)

(503) 342-1271

Auto Menu

Simplify disk operations by loading programs with a single keystroke.

By *JOE W. ROCKE*

Auto Menu is a disk-based utility that takes the hassle out of loading a program. The Load and Run commands become a menu-driven operation. With a single keystroke, you select the program to be loaded. Your C-64 then takes over, automatically loading and running the selection. Even the most inexperienced newcomer can load a program.

The C-64 wedge and similar utilities provide shortcuts in typing the Load command. However, it's still up to you to remember and correctly type the program name. Everyone who uses a disk system has been confronted with a File Not Found message because of a typing error. Most of us have to load and read the disk directory unless a crib sheet of program names is handy.

Simplified Operation

Auto Menu lists the disk directory in menu format. The disk directory is read automatically and listed in double-column form, which prevents all but the longest listing from scrolling off the screen.

Each filename is preceded by a letter that is assigned by Auto Menu. The letter serves as an identifier for program selection, and filenames are listed in the order the programs are stored on the disk. To load a program, press its filename's corre-

sponding letter. This will also clear the screen and display a loading message. A typical message display is as follows:

```
LOAD "PROGRAM NAM*",8,1
SEARCHING FOR PROGRAM NAM*
LOADING
```

No further keyboard input is necessary after the initial menu selection. The loading operation takes place automatically, and, upon its completion, the computer automatically initiates a Run command. Finally, the menu program is removed from memory with a New command.

To facilitate the auto-run operation, the asterisk (*) pattern-matching format is used in Auto Menu's loading instruction, as described in the 1541 user's guide. Pattern matching simply means that the drive will load the first program that has a name matching the letters in the Load instruction. In this program, the first 12 letters of program names are used. As it's unlikely that a disk will have two programs with the same name, this pattern-matching format should not pose a problem.

The Auto Menu listing is not difficult to follow, as there is a minimum of branching within the program flow. Lines 10-120 set up the header screen that is used to display the user prompts. A black background pro-

vides good contrast for C-64 systems using a TV as a monitor.

Reading the Directory

Lines 130-260 contain the disk directory read routine. The directory is read as a sequential file using the GET# statement. The disk name, file block numbers and program type are skipped, for this information is not needed. Filename characters are read one at a time and concatenated for storage in variable N\$ (line 180). Conditional statements in lines 160 and 190 cause quotes and embedded spaces in the normal directory listing to be skipped.

Files not considered a normal part of the menu are skipped by conditional statements in lines 200-210. For example, if the disk contained an automatic loader called Boot, there would be no need to load the program a second time. It is also unnecessary to load the menu file a second time. Therefore, these two files are excluded from the menu list. Similar conditional statements could be added to skip the listing of sequential files.

Line 250 checks status variable ST, which, if 0, indicates the end of the filename stored in the disk directory. The name string that is temporarily stored in variable N\$ is transferred to subscripted variable N\$(F) for later recall. Counter variable F is

RUN It Right

C-64; C-128 (in C-64 mode)

Disk drive

then incremented, and program flow loops back to line 140 to read the next filename.

If status variable ST is not 0, program flow jumps to line 260. At this point, the file is closed and disk operation ceases.

Menu Display

The directory read routine stores all disk filenames in subscripted variable N\$(F). The stored names are recalled for display by using a Print statement in a For...Next loop. The filenames are displayed in double-column format because a long list of names would scroll off the screen. This double column is accomplished by lines 270-300.

Line 270 sets up the first column by limiting the loop count to half of counter variable F. The CHR\$(E + 64) in the Print statement provides the identifying letter for each filename stored in subscripted variable N\$(E).

Line 280 returns the cursor to the home position and uses POKE 214,8 to reposition the cursor to print the second column of names. The loop in line 290 displays the last half of the names, printing them at SPC(20) to form the double-column display.

Lines 310-320 reposition the cursor and print the prompts in the screen header.

Lines 330-350 use the Get statement to scan the keyboard for an input. Line 350 limits keyboard input to the range of letters in the filename menu listing. A wrong keypress is ignored and sends program flow back to line 330 to continue the keyboard scan.

Line 360 reads the ASCII value of the key pressed and subtracts 64 from the number. For example, the ASCII value of letter B is 66. Subtracting 64 from 66 leaves 2. The result is stored

in variable P for use in identifying the program identified by letter B. If you were to print N\$(P)—i.e., N\$(2)—you would see the second filename that was read from the directory.

Line 370 checks to see if filename N\$(P) is longer than 12 characters. A long filename is shortened to the first 12 characters and the pattern-matching asterisk is added to the name string.

Line 380 sets up the filename for the Load command in line 390. The MID\$ function is used to strip a space character from the filename. The Load command is then printed (line 390) in normal command format. (Note how CHR\$(34) is used to provide the quotes necessary in a Load command.)

The filename in quotes is followed by the device and command numbers in standard format. Command number 1 is added after the device number, so both Basic and machine code programs will load correctly.

Line 490 sets up variable A\$ for automatic execution of the program loaded. The CHR\$(13) is added to variable A\$ to provide the equivalent of pressing the return key. Including A\$ in a program statement causes the function to be executed, just as if you had pressed the return key.

Line 500 is the key to the automatic run operation. The Pokes in the line cause the computer to enter its own instructions! Line 500 represents a "dynamic keyboard" technique, whereby the computer performs functions normally requiring keyboard input. When this line is executed, the computer executes a Run command. The CHR\$(13) in variable A\$ forces a RETURN in the keyboard buffer and executes the instructions.

If you have an early C-64, line 500

may not work properly because of changes made in later ROM (read only memory) versions. Try substituting POKE 527 or 528 for POKE 631 and POKE 525 for Poke 198.

Line 510 erases the menu program from memory with a New command. This line is executed last, with the word NEW appearing momentarily on the screen.

System Calls

Lines 400-480 explain the statements required to automatically run a machine-code program that is initiated by a system call. It will be necessary to insert lines similar to the examples in lines 460-480 to reflect machine-code programs you may have on the disk.

The conditional statement at the beginning of each line provides a means of distinguishing between Basic and machine-code programs. By assigning to variable A\$ the SYS syntax followed by the call address, the call can be initiated by line 500.

You may use the pattern-matching asterisk in machine-code program names just as it is used in line 370. In setting up the LEFT\$ function, you may set the number of name characters as desired. The lines included in the listing are for example only.

Auto Boot

That's all there is to it! Type in Listing 1 and save Auto Menu on each of your disks. When you want to use it, load and run it. The automated operation sure beats typing in loading commands! R

Address all author correspondence to Joe W. Roche, 224 W. Benson, Ridgecrest, CA 93555.

Listing 1. Auto Menu program.

```

1 REM *****
2 REM *(9 SPACES)'AUTO MENU'{11 SPACES}*
READY.
3 REM * READS DIRECTORY & AUTO LOADS(2 SPAC
Es)*
4 REM * PROGRAM SELECTED BY THE USER(2 SPAC
Es)*
5 REM *(13 SPACES)BY(16 SPACES)*
6 REM * JOE W. ROCKE(10 SPACES)7/27/84 *
7 REM *****
10 POKE53280,0:POKE53281,0
20 DIM N$(100):CX=54272:PRINT "{SHFT CLR}"
:REM*34
30 PRINT"{SHFT CLR}{COMD 1}{CRSR DN}"
:REM*86
40 X$="{CTRL 9}{39 SPACES}"
:REM*32
50 FORX=1TO5:PRINTX$:NEXT
:REM*246
60 PRINT"{HOME}{CTRL 6}":PRINT CHR$(117);
:REM*134
70 FOR X=1 TO 38:PRINTCHR$(100);:NEXT
:REM*220
80 PRINTCHR$(105);:FOR X=1 TO 5
:REM*134
90 PRINTCHR$(103)SPC(38)CHR$(104)" "CHR$(15
7);:NEXT
:REM*118
100 PRINTCHR$(106);:FOR X=1 TO 38:PRINTCHR$
(102);:NEXT:PRINTCHR$(107)
:REM*182
110 PRINT"{HOME}"TAB(14)"{CTRL 9}{3 CRSR DN
s}* AUTO MENU *"
:REM*124
120 PRINTTAB(12)"{CTRL 8}READING DIRECTORY"
:REM*32

```

**FOR
COMMODORE
128 AND
C-64 OWNERS
ONLY:**

BLITZ!

Circle 90 on Reader Service card.

**NOW SHOWING AT
SKYLES ELECTRIC WORKS**

**If your programs are slow,
BLITZ!™ them**

It's Spectacular
Bob has discovered a spectacular compiler for the Commodore 64 and the Commodore 128 that he calls BLITZ!

It's Fast
BLITZ! is faster than PET SPEED, faster than any other Commodore compiler that has come down the pike. Your BLITZ!-compiled program will run from five to 20 times faster than it did before you blitzed it.

It Translates
This disk program translates your slow BASIC programs into a much, much faster code. The BLITZ! compiler significantly improves the performance of your BASIC routines. It reads the entire program, reduces that program's size by deciding which operations need to only run once, interprets the operations, and then re-writes the program into its own special P-code.

It's Protective
For more advanced programmers, the BLITZ! compiler offers

another benefit besides speed. It provides an almost infinite number of ways to add protection to your programs, because a compiled program is not readable. So security is inherent in the re-writing!

It's a Treasure

Using this compiler, you can now create a string of BASIC programs such that one automatically loads the next. You can also pass information from one program to another. You will find the BLITZ! compiler a treasured tool in your programming kit.

It's Popular

Reviewers and users have heaped the following praise on the BLITZ! basic compiler: "The BLITZ! basic compiler is a dream come true for BASIC programmers." Compute!'s Gazette Jan 1985 "worth its weight in gold." TPUG Mar. 1985. "Wonderful" "Fantastic" "I can't imagine programming without it" User comments. It is even more popular with professional programmers. Many commercial programs now say "BLITZ!" when they are listed. The ultimate accolade for BLITZ!

C-64
or
C-128

BLITZ! C-128, Disk \$129.00
BLITZ! C-64, Disk 99.00

FALL
SALE
99.95*
49.95*

TaxWare™ now available for Commodore 128

It's Available

TaxWare, the most comprehensive, easy to use, all year around record keeping and tax preparation system available for the Commodore 64, is now available for the Commodore 128. Better yet, both the improved C-64 and C-128 versions of this popular package are available in one comprehensive package.

It's Faster

Both versions of TaxWare have been speeded up using BLITZ! 64 and BLITZ! 128 compilers. To the best of our knowledge TaxWare is the fastest C-64 and C-128 tax preparation system available anywhere.

It's Comprehensive

TaxWare handles itemized deductions, income averaging, dividends, stocks, self-employment, rents, royalties, childcare, marriage deductions and much, much more. TaxWare includes forms 1040, 2442, and Schedules A, B, C, D, E, G, and W.

TaxWare stores and calculates all in one program, eliminating the need for separate database programs to store some tax items or forms.

It's Easy

HELP SCREENS are available at the touch of a button from anywhere within the TaxWare program. At the touch of a button, many forms are printed out in I.R.S. approved format, for direct submission. We can't make the payment any easier, but the preparation couldn't be easier with TaxWare.

It's Available Now

TaxWare is available now from Skyles Electric Works or your favorite local dealer. Call us at 1-800-227-9998 or 1-415-965-1735 and we will rush a TaxWare to you by return mail.

TaxWare, C-64 or C-128, 1541 or 1571 TAX SALE \$49.95*

So many cartridges, so little space...

Skyles Electric Works to the rescue, with our 2+1™ and 4+1™ expansion boards for the C-64. Briefly the 2+1 gives you 2 vertical and 1 horizontal fully switchable cartridge ports. The 4+1 continues the tradition with 4 vertical and 1 horizontal cartridge ports. See the inside front cover for more details.

Skyles 2+1 Expansion Bd. C-64 \$49.95
FALL SALE 39.95*

Skyles 4+1 Expansion Bd. C-64 \$89.95
FALL SALE 69.95*

*There is an additional \$4.50 U.S. and Canada, \$15.00 Europe and Asia, shipping charge per order. California residents add sales tax.

**This is just a few
of the 200+ bargains from
the newest and biggest Skyles cat-
alog, hot off the press.**

**We know you'll want this page, in its full
splendor, and the other pages overflowing with over
200 bargains in peripherals, software, and books that will
make your Commodore 128 or C-64 computer even nicer to live with.**

**So, if we missed sending you your very own copy within the last
few weeks, call us at 1-800/227-9998, unless you live in California,
in which case call 1-415/965-1735.**

Skyles Catalogue Page 3

**From
Skyles
Electric
Works, the
oldest and
largest profes-
sionals in the
business.**



Skyles Electric Works
231E South Whisman Road
Mountain View, CA 94041
(415) 965-1735

* AUTO MENU *
PRESS LETTER KEY

TO AUTO LOAD PROGRAM SELECTED

A	SKI	K	SCRAMBLER
B	HASSLE CASTLE	L	TAG
D	SNAKES	N	TAX LDR
E	SHELL GAME	O	TAXMAN
F	BUGS	P	FINDWORD
G	TRAP SHOOT	Q	MYSTERY
H	SHUFFLE	R	BATTLESHIP
I	LAVA PIT	S	SYMBOL
J	MAD ADDER	T	ZELAZ

Listing 1 continued.

```

129 REM --- READ DISK DIRECTORY ---:REM*145
130 OPEN1,8,0,"$":REM*138
140 GET#1,B$:IFST<>0THEN260:REM*90
149 REM --- LINE 150 LIMITS TO 26 FILES ---:REM*93
150 IFF>=27THEN260:REM*246
160 IFB$<>CHR$(34)THEN140:REM*86
170 N$="":PRINT"{HOME}":POKE 214,8:PRINT:REM*234
180 GET#1,B$:IFB$<>CHR$(34)THENN$=N$+B$:GOT
O180:REM*84
190 GET#1,B$:IFB$=CHR$(32)THEN190:REM*38
199 REM -- FOLLOWING LINES SKIP THE LOADING
FILES --:REM*133
200 IFN$="BOOT"THENF=F-1:GOTO240:REM*6
210 IFN$="AUTO MENU"THENF=F-1:GOTO240
220 IFLEFT$(N$,1)=" "THENF=F-1:GOTO240:REM*208
:REM*146
230 N$(F)=" "+N$:REM*216
240 GET#1,B$:IFB$<>""THEN240:REM*180
250 IFST=0THENF=F+1:GOTO140:REM*68
260 CLOSE1:REM*17

```

```

269 REM - PRINT FIRST COLUMN OF NAMES -
:REM*110
270 FORE=1TOF/2:PRINT"{COMD 6}"CHR$(64+E){
CTRL 2}"N$(E):NEXT:REM*127
280 PRINT"{HOME}":POKE214,8:PRINT:REM*89
289 REM -- THEN 2ND COLUMN OF NAMES ---
:REM*236
290 FORE=F/2+1TOF:PRINTSPC(20)"{COMD 6}"CHR
$(64+E)"{CTRL 2}"N$(E):NEXT:REM*115
300 PRINT"{HOME}{3 CRSR DNs}":REM*231
310 PRINTTAB(12)"{CTRL 8} PRESS LETTER KEY
":REM*101
320 PRINTTAB(5)"TO AUTO LOAD PROGRAM SELECT
ED":REM*35
330 GETM$:IFM$=""THEN 330:REM*53
340 IFM$=CHR$(13)THENRUN:REM*173
350 IFM$<"A"ORM$>CHR$(64+F)THEN330:REM*159
360 P=ASC(M$)-64:PRINT"{SHFT CLR}{HOME}{3 C
RSR DNs}":REM*99
370 IFLEN(N$(P))>12THENN$(P)=LEFT$(N$(P),12
)+"*":REM*145
380 N$(P)=MID$(N$(P),2,LEN(N$(P))):REM*1
390 PRINT"LOAD"CHR$(34)N$(P)CHR$(34)",8,1{3
CRSR Ups}":REM*159
400 REM *****:REM*39
410 REM * IF YOU KNOW THE PGM IS 'ML' *:REM*71
420 REM * THE EXAMPLE BELOW WILL LOAD *:REM*57
430 REM * AND FILE & RUN IT. EXAMPLES *:REM*153
440 REM * (3) ARE SHOWN BELOW.{8 SPACES}*:REM*25
450 REM *****:REM*89
460 IFLEFT$(N$(P),4)="TOOL"THENA$="SYS64738
"+CHR$(13):GOTO500:REM*159
470 IFLEFT$(N$(P),6)="SPRITE"THENA$="SYS491
52"+CHR$(13):GOTO500:REM*225
480 IFLEFT$(N$(P),5)="ULTRA"THENA$="SYS4915
2"+CHR$(13):GOTO500:REM*157
490 A$="RUN"+CHR$(13):REM*67
500 POKE631,13:FORB=1TOLEN(A$):POKE631+B,AS
C(MID$(A$,B,1)):NEXT:POKE198,10:REM*119
510 NEW:REM*137

```

Circle 172 on Reader Service card.

IS BACKING UP COMMODORE SOFTWARE DRIVING YOU CRAZY?

Now you can Back-Up virtually all 64/128 Software with our NEW 1571 Clone Machine

(requires a Commodore 128 with 1571 drive)

Months of R & D have gone into our 1571 GCR CLONE MACHINE so that you now have the ability to reproduce GCR signals on the disk. This way you are assured that you're copying the most rudimentary signals placed on the disk allowing you to back-up 64 Software, CPM Software, and 128 Software. The complete package includes:

1) GCR COPY, 2) COMPLETE DENSITY UTILITY, 3) DIRECTORY UTILITIES (rename, delete, copy file, etc.), 4) AUTO BOOT MAKER (for 64 and 128 Software), 5) EXPANSION MODULE SECTION (for future upgrades.)

ONLY \$49.95*

*Send us any old copy program and we'll give you \$10.00 credit so your cost for 1571 Clone Machine is only \$39.95!

THE NEW CLONE BUSTER Cartridge for the 64 or 128 (in 64 mode) is now the best memory capture device available. Snapshot your software and save it out to the standard Commodore DOS. Will back-up most 64 software and remove annoying error tracks and difficult to load protection.

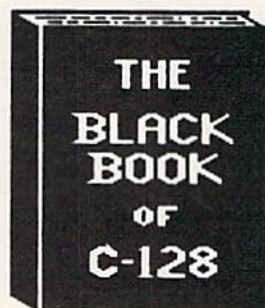
ONLY \$49.95

Micro-W.
DISTRIBUTING, INC.



CALL: (201) 838-9027
1342 B Route 23
Butler, N.J. 07405



VALUE-SOFT9513 S.W. Barbur Blvd. B-56
Portland, Oregon 97219**24 HR. TOLL FREE**
1-800-547-9755 EXT. 19
OR, AK, CAN, 1-503-246-0924
Add \$2.00 S & H. Visa and MC gladly.**THE REFERENCE HANDBOOK FOR THE C-128**

YOU HAVE JUST PURCHASED ONE OF THE FINEST COMPUTERS COMMODORE HAS EVER OFFERED, NOW YOU NEED THE BEST REFERENCE MANUAL ON THE MARKET. YOU MAY NEVER NEED TO BUY ANOTHER MANUAL FOR THE C-128. BLACK BOOK, HAS IT ALL. THE AIM OF THE AUTHOR IS TO GIVE THE USER, AS MUCH INFORMATION, IN AS SMALL OF SPACE AS POSSIBLE. PLUS EVERYTHING IS IN PLAIN ENGLISH. THIS IS NOT THE START OF A SERIES AS SOME PUBLISHERS HAVE DONE, IT'S ALL IN ONE VOLUME.

OVER 75 EASY TO READ CHARTS AND TABLES
OVER 175 PAGES OF SOLID INFORMATION
NOT ONE WASTED PAGE
LAYS FLAT FOR EASY READING
COLOR CODED, ALWAYS FIND WHAT YOU NEED

WHAT BLACK BOOK WON'T TELL YOU.....


HOW TO UN-PACK THE C-128
HOW TO HOOK-UP THE C-128
TEN PAGES ON WHAT THE KEYS ARE FOR
FIFTY PAGES ON BASIC PROGRAM COMMANDS

WE ARE SO CERTAIN YOU WILL LIKE THE BLACK BOOK OF C-128, THAT WE MAKE THIS UNUSUAL OFFER: IF YOU DON'T FEEL THAT IT CONTAINS MORE INFORMATION THAN ANY OTHER REFERENCE BOOK FOR THE C-128, SEND IT BACK IN GOOD CONDITION WITHIN 30 DAYS. WE WILL REFUND THE PURCHASE PRICE WITH A SMILE.

\$15.95**\$ - SAVER SWITCH****\$29.95**

USE THE SAVER SWITCH TO CONNECT TWO COMPUTERS TO ONE PRINTER, OR ONE DISK DRIVE. BETTER YET, USE ONLY ONE DRIVE AND ONE PRINTER FOR TWO COMPUTERS. MAYBE YOU WOULD RATHER CONNECT TWO PRINTERS TO ONE COMPUTER, JUST THINK NO MORE CHANGING FROM LABELS

TO LETTER HEAD ALL THE TIME. A FLIP OF THE SWITCH CHANGES THE DEVICE FROM ONE TO THE OTHER. SAVE BIG BUCKS WHERE MORE THAN ONE COMPUTER NEEDS TO ACCESS THE SAME DEVICE. PLUGS IN - NO ALTERATIONS OR EXTRAS NEEDED. STOP SWITCHING CABLES TODAY.



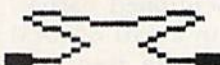
VIC-20

C-16

PLUS 4

C-64

C-128

9 FOOT CABLE**DISK DRIVES & PRINTERS**
\$8.95**PROGRAMMER'S KIT**
\$18.95

OVER 150 SUBROUTINES ON DISK. PREVIEW BEFORE YOU USE. JUST ADD TO YOUR OWN CODE. SORTS, INPUT, GRAPHICS, PRINTER & DISK OPERATION, ALPHABETS, ETC. WHY RE-INVENT THE WHEEL, PROGRAM THE EASY WAY. FOR THE C-64.

C-128 \$12.95 VIDEO CABLE

NO NEED TO BUY A NEW MONITOR FOR YOUR 128. WITH THIS CABLE YOU CAN USE YOUR 1701/1702 FOR 80 COLUMN MONOCHROME OUTPUT, SAVE DOLLARS, TAKE THE WIFE OUT TO DINNER.

**PROTECTION REVEALED****\$19.95**


TAKE COMMAND OF YOUR SOFTWARE. END THE SPIRAL OF BUYING COPY PROGRAMS. THE PROTECTION REVEALED HANDBOOK UNRAVELS THE PUZZLE OF SOFTWARE PROTECTION. FOR AUTHORS AND USERS BECOME A MASTER OF ILLUSION. LEARN HOW TO PROTECT OR UN-PROTECT YOUR SOFTWARE. INCLUDES A LARGE SECTION ON SUCCESSFUL BASIC PROGRAM SECURITY. COVERS THE LATEST EVOLUTION OF COPY PROTECTION TECHNIQUES. TOPICS INCLUDE: DISK ERRORS DE-COMPILERS EXTRA SECTORS COMPILERS DENSITY CHANGES GAP BYTES HALF TRACKS NIBBLE BACK-UP GUARD BAND NIBBLE COUNTING DBS PROTECTION AUTO-LOADERS REVEALS THE MYSTICAL TRADE SECRETS OF THE C-64 A FREE DISK CONTAINING 21 UTILITY PROGRAMS IS INCLUDED. THIS BOOK IS WRITTEN FOR EVERYONE

VIDEO LOG**\$19.95**

HAVE YOU EVER THOUGHT OF CATALOGING ALL THOSE MOVIES YOU HAVE BEEN SAVING ON VIDEO TAPE?

NOW YOU CAN DO THE JOB ON YOUR C-64 OR C-128. IN TRUE C-128 MODE, VIDEO LOG CAN HANDLE 2,000 FILMS OR 500 TAPES. THE C-64 VERSION ALLOWS FOR 1,000 TITLES OR 250 TAPES. A PRINTER IS NOT REQUIRED, BUT IF YOU HAVE ONE, PRINT COMPLETE CATALOGS OF YOUR LIBRARY OR LABELS FOR YOUR TAPES. LIST BY TAPE NUMBER OR FILM NAME. INFORMATION SAVED, TAPE NUMBER, FILM TITLE, COUNTER START AND END, LENGTH IN MINUTES, PLUS CATEGORY.

PLEASE STATE WHICH COMPUTER (C-64 OR C-128) PROGRAM YOU WANT, AS THIS ONE RUNS IN TRUE 128 MODE ALSO.

FOR THE C-64 & C-128**POSTAL CLERK****C-64 \$19.95**

KEEP IN TOUCH WITH CUSTOMERS, FRIENDS AND OTHERS. MAKE FULL USE OF BUSINESS LISTS. TURN MAIL LISTS INTO POWERFUL SELLING TOOLS. PRINTS TELEPHONE LISTS PLUS MAILING LABELS. 2,500 ENTRIES, AND SORTS BY NAME, CITY, STATE, & ZIP OR GROUP.

SUPER HELP**C-64 \$15.95**

THE PROGRAMMER'S BEST FRIEND.....
1. POSTER SIZE (21X25) SCREEN & COLOR MAP. NEVER HUNT FOR THAT POKE AGAIN
2. C-64 MEMORY MAP, ONE OF THE MOST COMPLETE ON THE MARKET.
3. 18 BOUND REFERENCE CARDS. COMMANDS FOR DISK DRIVE, PRINTERS, & COMPUTER AT YOUR FINGER TIPS, GREAT FOR ANY LEVEL OF USER.

BRAND X**C-64 \$19.95**

HAS YOUR DISK LIBRARY GROWN? CAN'T FIND A PROGRAM WHEN YOU WANT? BRAND X THE DISK CATALOGER CAN SOLVE THE PROBLEM. 4,000 ENTRIES/100 DISKS. ADD, SAVE, FORMAT, SCRATCH, ETC. IDENTIFIES 14 FILE TYPES. PRINTS LIST IN ONE, TWO OR THREE COLUMNS, PLUS LABELS. STOP DISK CONFUSION WITH BRAND X.

Automatic Line Numbers

Save yourself the tedium and time required to type in program line numbers. This easy-to-use utility enters them for you.

By MICHAEL BROUSSARD

The AutoNum program adds a new command to Basic that provides automatic line numbering as you type. Written in machine language, AutoNum is in the form of a Basic loader (Listing 1), which you must carefully type in. Be sure you save it before running it, as the program Pokes the machine language into upper RAM and then deletes itself.

Using AutoNum is easy. Each time you turn on (or reset) your Commodore, you must first load and run the AutoNum loader. The loader clears the screen and prints a message to let you know it is initializing. It then Pokes a Basic wedge into a place in RAM where it won't interfere with the Basic program you are entering. (How this wedge works is explained later.) After a few seconds, the loader prints the following set of abbreviated instructions:

TO ENABLE, TYPE:

AUTO <increment>

TO DISABLE, TYPE:

AUTO

Finally, the loader clears memory, and you are ready to start typing your program. Suppose you wish to number your program by tens. Simply type in:

AUTO 10

and press the return key. You will get

a Ready message back from Basic, and AutoNum will be turned on. Now you type in the first line of your program. Suppose it is:

```
100 PRINT
```

When you type in the line and press the return key, the line becomes part of the Basic program in memory, as usual. In addition, AutoNum prints the next line number:

```
110
```

The cursor is then positioned so that you are ready to type in the next program line.

Continue entering program lines in this fashion until you have typed in the whole program or until you want to enter a direct command, like Save. To perform the latter, simply backspace over the line number AutoNum printed and then type in your direct command. Or you can simply press the return key after the next AutoNum line number. Either action will disable AutoNum until you type in another line beginning with a line number. Then AutoNum will step in and start printing line numbers again, continuing from the new line number.

To turn off AutoNum completely, simply type:

```
AUTO
```

in Direct mode. (If you type this command next to a line number and press the return key, you will add an

unwanted line to your program and AutoNum will still be enabled.)

That's all there is to using the program. The rest of this article is directed toward more advanced programmers and tells how to customize the loader in order to place AutoNum at a particular RAM location. It also explains how AutoNum works.

Customizing the Loader

As mentioned earlier, AutoNum resides in a part of RAM that won't interfere with Basic programs. On the Commodore 64, it begins at location 49152. On the VIC-20, there is no free RAM area for machine language use, so the loader "steals" a page of Basic program space by moving the top-of-memory pointer down 256 bytes. If you won't be using AutoNum with a Datassette, you can reclaim this program space by deleting line 90 of the loader and changing line 100 to read:

```
100 BASE = 828
```

This will cause AutoNum to be Poked into the cassette buffer, which is a great place to put short machine language subroutines as long as you are *not* using a Datassette. (C-64 users can also redirect AutoNum to the cassette buffer by making the same changes.)

For those of you familiar with machine language, you can move AutoNum to any other location in RAM

RUN It Right

C-64; C-128 (in C-64 mode); VIC-20

Sensational Prices!

... On Our Most Popular Items!

from **micro fat**® ...

THE 69¢ DISKETTE!

Are you paying too much for diskettes? Try our first quality, prime, 5¼" diskettes (no rejects, no seconds) at these fantastic sale prices and save, save, **SAVE!** Disks are packaged in boxes of 50; each box contains 5 shrink-wrapped 10-packs that include diskettes in sleeves, labels, and write-protect tabs.

Each diskette is certified to be 100% error free and comes with a lifetime warranty (if you have a problem, we'll replace the diskette). All diskettes include hub reinforcement rings and write-protect notch.

All diskettes are double density and work in either single or double density drives.

SS, DD Diskettes, Box of 50
32391

\$34.50-69¢ ea.!

DS, DD Diskettes, Box of 50
32403

\$44.50-89¢ ea.!

\$ LOWEST PRICES IN U.S.A.!

STAR
MICRONICS, INC.

BMC
EPSON

AXIOM
CARDCO

INDUS

We can offer you some of the lowest prices in the country on the most popular printers, monitors and interfaces. Our normal prices are already low, but to make sure you get the best deal you can, we will also meet most competitive prices in this publication when placed on an equal basis (*Remember—we don't charge for use of your credit card, impose excessive shipping fees, or use any other hidden extras to boost the price you pay. Due to the rapid change in prices in the computer industry, we can only meet prices at the time you place your order; we cannot adjust prices on items ordered or shipped on an earlier date.*) Another plus for charge card customers—your charge card is billed at time of shipment only for the items shipped—no early billing, no long wait for the merchandise you already paid for.

COMMODORE

C-128 Computer
1571 Disk Drive
1902 Monitor
1670 Modem

\$CALL
\$CALL
\$CALL
\$CALL

CARDCO
G-Wiz Interface
S'MORE

\$CALL
\$CALL

STAR MICRONICS

SG-10
SG-10C
EPSON
FX-85
FX-185

\$CALL
\$CALL
\$CALL
\$CALL

We also carry famous name software... Epyx, Broderbund, Infocom, Sierra, Timeworks, Random House, Activision, and more!

★ THE BEST PRICES ★

★ THE BEST SERVICE ★

WHY SHOP ANYWHERE ELSE?

PRINTER PLUS GRAPHICS INTERFACE \$189

100 cps, Near Letter Quality, parallel interface.

35044

\$189



POWER and PROTECTION FOR YOUR C-64!

POW'R PAK 64



Pow'r Pak is a replacement power supply (1.5 amp) for the Commodore 64... but that's not all! Pow'r Pak also supplies two additional surge protected outlets (120V) for monitor, disk drive, or other peripherals. On/off switch. Fuse protection. Sturdy all-metal casing is ventilated for heat dissipation. Full 1 year warranty.

34910

\$49.95

COMPUTERFACTS™ from SAMS

Technical Service Data for Your Computer and Peripherals

Sams introduces COMPUTERFACTS™... packets of information that reveal the inner workings of major brand micros, monitors, printers and disk drives. Includes schematic wiring diagrams, parts lists, disassembly instructions, troubleshooting techniques, and other repair data.

33477 Commodore 64 Computer
33513 VIC-20 Computer
33551 Commodore Plus/4 Computer
33481 Commodore 1541 Disk Drive
33496 Commodore 1525 Printer

33508 Commodore C16 Computer
33546 Commodore 1701 Monitor
35950 Gemini 10X Printer
35964 Gemini 15X Printer

All packets
\$17.95 each



CARTRIDGE EXPANDER



Plus \$22.95
FAST LOAD OFFER!

Stop wearing out your computer by endless cartridge swapping! The Navarone cartridge expander features 3 cartridge slots. Select any cartridge, or the "off" position if no cartridge is to be used. Reset the computer independently of the power switch. Cartridge slots are vertical for easy access — no blind fumbling behind the computer.

33227 3-slot Cartridge Expander

\$22.95

The cartridge expander is a great companion for the Epyx Fast Load cartridge—you can keep it permanently installed plus have two sides free for other cartridges!

34216 Fast Load Cartridge (Sug. Retail \$39.95) **\$24.95**

Fast Load Only **\$22.95**
with purchase of cartridge expander!

DUST COVER and "EVERYTHING BOOK" SPECIAL OFFER

Get to know us by ordering this great dust cover for your C-64 or C-128 and our catalog, "The Everything Book for the C-64 and C-128 Home Computers," for \$2.95 (no extra shipping and handling charges). Cover is antistatic, translucent 8-gauge vinyl sewn to our exacting standards with reinforced seams. Discover the savings and easy shipping available from TENEX Computer Express!



\$2.95

31627 C-64 Dust Cover and Catalog (R1Q)
38464 C-128 Dust Cover and Catalog (R1Q)

The Right Interface For All Your Printing Needs!!

PPI with graphics



"... a sound investment for your Commodore."

RUN, Dec. '85

This high-performance graphics parallel printer interface from DSI for C-64 and VIC-20 emulates a Commodore printer. Comes with cables and user's manual.

33565

\$39.95

G-Wiz Interface

Built-in buffer provides super high-speed printing for parallel

printers. Prints all Commodore characters. Cables and connectors included. From Cardco. Lifetime warranty.

34484

\$CALL

From Your Friends At

TENEX
Computer
Express

TM

We gladly accept mail orders!

P.O. Box 6578
South Bend, IN 46660

Questions? Call
219/259-7051

Ad
R1Q

SHIPPING CHARGES
ORDER AMOUNT CHARGE
less than \$20.00 \$3.75
\$20.00-\$39.99 4.75
\$40.00-\$74.99 5.75
\$75.00-\$149.99 6.75
\$150.00-\$299.99 7.75
\$300 & up 8.75



NO EXTRA FEE FOR CHARGES

WE VERIFY CHARGE CARD ADDRESSES.

ORDER TOLL FREE

1-800-348-2778

by changing the value assigned to BASE on line 100. (Of course, you must be careful not to place the routine where it interferes with Basic or with the operating system, or you might cause a "crash.")

How AutoNum Works

Each time you type in a line and press the return key, Commodore's built-in Basic interpreter has to decide what to do with it. If it begins with a line number, Basic assumes it is a line to be added to the program currently in memory and acts accordingly. If the line doesn't begin with a number, Basic assumes it is a direct command (like New or Save, for example) and executes it immediately. The part of Basic responsible for reading and processing lines is built into ROM, and a pointer to this important main processing routine is stored at RAM locations 770 and 771.

Ordinary Basic will display a syntax error if you attempt to use the Auto command without first running the AutoNum loader. So how does the AutoNum loader add a new command, Auto in this instance, to the Basic repertoire? The loader Pokes a machine language subroutine into RAM where it won't be disturbed by Basic. The loader then changes the pointer stored at 770 and 771. From then on, control is diverted to AutoNum instead of to Basic's main processing loop.

If AutoNum is enabled, it prints a line number. After a line is typed in at the keyboard, AutoNum examines it to determine whether or not it begins with the word "Auto." If it does, then AutoNum processes the line, and regular Basic never gets involved. If the line does not begin with "Auto," the line is passed on to Basic to be processed in the usual fashion.

You can easily see why this diversionary tactic is called a wedge. In effect, AutoNum is "wedged" between the user and Basic's regular processing loop. (Another popular wedge is the DOS wedge, which works much the same way. It checks each line you type in to see if it begins with a ">"; if it does, it processes the line as a disk command instead of passing the line on to Basic.)

There are many good books that can teach you more about wedges. Two of the best are *Tool Kit: Basic*, by Dan Heeb (Commodore Publications) and *Machine Language for the Commodore 64 and Other Commodore Computers*, by Jim Butterfield (Brady Communications). ®


Address all author correspondence to Michael Broussard, 13136 Lazy Glen Court, Herndon, VA 22071.

Listing 1. AutoNum Basic loader program.

```
80 SYS65517:IFPEEK(781)=22THENVIC=1 :REM*98
90 IF VIC THENX=PEEK(56):BASE=PEEK(55)+256*
  (X-1)+1:POKE56,X-1:GOTO 110 :REM*242
100 BASE=49152 :REM*30
```

```
110 WEDGE=BASE+11 :REM*38
120 PRINT"{SHFT CLR}{4 SPACES}INITIALIZING.
  .." :REM*248
130 FORK=BASETOBASE+186:READN:POKEK,N:C=C+N
  :NEXT :REM*4
140 IFC<>17067THENPRINT"{CTRL 9}ERROR IN DA
  TA STATEMENTS!" :END :REM*106
150 PRINT"{SHFT CLR}{2 CRSR DN}s TO ENABLE,
  TYPE:" :PRINT"{CRSR DN}{5 SPACES}AUTO <I
  NCREMENT>" :REM*190
160 PRINT"{CRSR DN}s TO DISABLE, TYPE:" :PRINT
  "{CRSR DN}{5 SPACES}AUTO" :REM*234
170 X2=INT(WEDGE/256):X1=WEDGE-X2*256:POKEB
  ASE+1,X1:POKEBASE+6,X2 :REM*28
180 IF VIC=0 THEN 210 :REM*166
190 C=0:FORK=1TO6:READN:POKE(BASE+N),PEEK(B
  ASE+N)+32:C=C+N:NEXT :REM*194
200 IFC<>750THEN140 :REM*212
210 SYSBASE:CLR:NEW :REM*230
1000 DATA 169,11,141,2,3,169,192,141,3,3,96
  ,173,54,3,208,5,173,55,3,240,49,173
  :REM*65
1010 DATA 52,3,240,44,173,56,3,24,109,54,3,
  141,54,3,173,57,3,109,55,3,141,55,3
  :REM*31
1020 DATA 174,54,3,32,205,189,169,32,32,210
  ,255,169,2,133,198,169,145,141,119
  :REM*105
1030 DATA 2,169,17,141,120,2,32,96,165,134,
  122,142,58,3,132,123,140,59,3,32
  :REM*254
1040 DATA 115,0,144,67,240,65,201,65,208,84
  ,32,115,0,201,85,208,77,32,115,0
  :REM*48
1050 DATA 201,84,208,70,32,115,0,201,79,208
  ,63,169,0,141,52,3,141,54,3,141,55
  :REM*104
1060 DATA 3,32,115,0,32,107,169,165,20,141,
  56,3,240,3,141,52,3,165,21,141,57,3
  :REM*74
1070 DATA 240,3,141,52,3,76,116,164,32,107,
  169,208,8,141,54,3,141,55,3,240,10
  :REM*144
1080 DATA 165,20,141,54,3,165,21,141,55,3,1
  74,58,3,172,59,3,76,134,164 :REM*24
1090 DATA 50,72,131,154,157,186 :REM*210
```

Circle 251 on Reader Service card.





WIBBOB
THE
MIRROR
WIBBOB
DISK COPIER
\$24.95

NO FINER OR MORE ADVANCED ARCHIVAL COPIER AVAILABLE AT ANY PRICE
EASY TO USE DOES NOT CAUSE DRIVE HEAD TO KNOCK
COPIES UP TO 41 TRACKS
PERIODIC UPDATE POLICY
AUTOMATICALLY MAKES BACK-UP COPIES FROM VIRTUALLY ALL PROTECTED SOFTWARE
NIBBLES, HALF TRACKS, COPIES EXTRA SECTORS AND EXTRA TRACKS
REPRODUCES ALL DISK ERRORS AUTOMATICALLY
FAST, COPIES FULL DISK IN AS LITTLE AS 4-7 MINS EVEN COPIES ITSELF

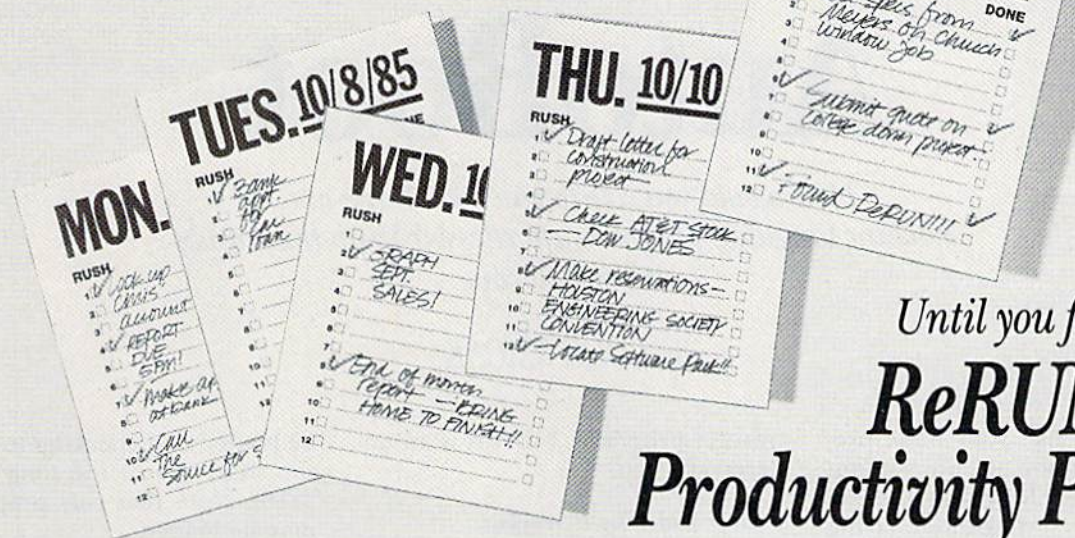
WE COPY MORE!
MASTERCARD, VISA, M.O. OR CHECK OK
+ \$3 SHIPPING & HANDLING
C.O.D. OR FOREIGN ORDERS ADD \$2
CALIF. ORDERS ADD 6% SALES TAX
— WRITE OR CALL —

Compumed

(408 758-2435)
PO BOX 6939
SALINAS, CA 93912
FOR COMMODORE 64 AND 1541 DRIVE
OR COMMODORE 128 AND 1571 DRIVE

It was one of those weeks.



Until you found **ReRUN's Productivity Pak**

Monday, you needed to locate an important account and type a 10 page report.

Tuesday, you had to adjust the family budget because the bank adjusted your mortgage.

Wednesday, a client needed graphics for a last-minute presentation.

By **Thursday**, you were wishing you'd had one software package that could have handled everything.

Get Vital Information In Seconds!

Now, you and your C-64 or C-128 can pull all the loose ends together with *ReRUN's Productivity Pak*—a disk full of ready-to-run home applications. Sensational programs from *RUN* magazine, plus several *never-before-published* programs. Word processing, database management, home finance, spreadsheet calculating, telecommunications and more—

everything on one disk for your most important computing tasks.

File It, Find It!

The *Productivity Pak* features *RUN's* highly-acclaimed and completely updated "DATAFILE" series (including DFCalc!)—a practical database management system by Mike Konshak that's been a proven winner with *RUN* readers:

"Outstanding! This program is probably the best I have found in any magazine, and is already at use in my business applications as well as my personal library."—David Rice
Sterling, IL

Put Your Commodore to Work

You'll also tap into such *never-before published* programs as "HOME FINANCE AID"—watch your Commodore determine your mortgage loan payments, or calculate the future value of your investments!

Plus, you'll get "BASIC 4.5", a programming utility that makes your C-64 more productive. It includes commands for sprite graphics and animation, as well as improved disk handling.

The *Productivity Pak* includes a booklet with complete documentation and loading instructions. Easy to use, easy to order.

Don't let another week go by without it. Simply return the coupon with payment today, or call 1-800-258-5473. (In NH, dial 1-924-9471.)

Programs will run on C-64 and C-128 (in 64 mode) disk only.
*Commodore 64 and 128 are registered trademarks of Commodore Business Machines, Inc.

YES! I want better productivity at home and at work.

Please send me the *ReRUN Productivity Pak* disk:

Payment enclosed (\$21.47) AE Visa MC

Card # _____ Exp. Date _____

Signature _____

Name _____

Address _____

City _____ State _____ Zip _____

ReRUN, 80 Pine St., Peterborough, NH 03458

Find the right program for every job

AutoBoot

How would you like to run your Basic and machine language programs effortlessly? With this handy utility, you can.

By DOUG SMOAK

If you would like your Basic programs to run automatically without typing in RUN, or have machine language programs start without having to remember what SYS address to use, then you'll appreciate AutoBoot. AutoBoot makes self-starting "boots" that load and run Basic or machine language programs from disk.

How To Use AutoBoot

After typing in Listing 1, save it before running it. After running, you may either read instructions or continue with the creation of a boot. After a pause in which the program sets up an array, you must supply the name of the program you want to run automatically. You can use any valid filename and can have a wild card (*) on the end.

You must then supply a name for the boot itself. The best way to do this is first to save the program under a simple name such as A, then call the boot the actual name of the program. Then, when the user loads

```
"program name",8,1
```

the boot will automatically load and run the intended program. Note that the boot *must* be loaded as a non-relocating program file, hence the ,1 after the device number 8. Also note that the disk to which you want the boot saved must be in the drive while AutoBoot is creating the boot. You can transfer the boots with a program such as Copy All or other single-file

transfer programs, but this is an unnecessary step.

How and Why It Works

The secret to AutoBoot lies in where the boots load. They load in over the stack of the 6510 CPU. This makes the Load Kernal routine load program data into location \$0202 (decimal 514). When the Load Kernal routine reaches the last RTS (return to stack), control is returned to location \$0203 (decimal 515).

Location \$0203 is the start of the loading and running routines, so the computer executes these routines without returning to Basic.

AutoBoot starts by substituting input into an array before opening a write-program file. Since the first two bytes of a program file make up the Load address, AutoBoot can create a program that will load over the stack and directly into the input buffer.

Program Description

To help you understand the program, and in case you want to modify it for your own needs, I'll give a brief breakdown of it.

Lines 10-30 initialize the variables, clear the screen, set screen and border colors and prompt for instructions.

Lines 40-50 set up the initial values for the array that will be modified by your input.

Lines 60-70 begin the input by first getting the name of the file to

be loaded and checking to see if it is too short ("") or too long (LEN(N\$) > 16). Note that *only* program files may be loaded.

Lines 80-90 continue input by asking if the program to be loaded and run is in Basic or machine language.

Lines 100-130 set up the array to load a machine language file and SYS to its starting address. Note that the lowest address allowed by line 120 is 2048. If you have a special need for a lower address, such as a short program that loads into the cassette buffer, then change or eliminate the If... Then in line 120.

Lines 140-150 put the name of the file to be loaded and run into the proper place in the array.

Lines 160-170 handle input of the name for the boot itself. This is the name that will later be loaded

```
"name",8,1
```

Lines 180-260 do the actual writing of the boot to disk. Line 200 sets the load address (decimal 256, HEX \$0100) to the start of the CPU's stack. Line 220 makes the screen border change colors, so that when the drive pauses, you know the program is still running.

Lines 270-440 make up the instruction subroutine. They, along with line 30, could be eliminated, but it's nice to have them.

Lines 450-660 contain the data that is read into the array from line 50.

Lines 670-690 read the disk drive's

RUN It Right

C-64; C-128 (in C-64 mode); disk drive

Lycoc Computer Marketing & Consultants



SAVE ON THESE PRINTERS



1091 \$228

SEIKOSHA
SP-1000UC (C-64) . . . 169
SP-1000A Centronics 185

C. ITOH
Prowriter 8510 sp+ . . . Call
15505 sp+ . . . Call
Printmaster . . . Call

TOSHIBA
P1340 469
P351+ 1149
P341P 969
P341S 999
351 Sheet Feeder . . . 529

CARDCO
32K BUFFER (C-64) . . . 59

CORONA
LP300 Laser Printer . . . 2686
200361 Toner Cartridge . . 89

EPSON
LX80 209
FX85 333
JX80 Call
Homewriter 10 . . . 193
DX10 207
DX20 297
DX35 597
AP-80 244
HI-80 355
HS-80 298
FX-286 (NEW) . . . 489
LQ-800 (NEW) . . . 529
LQ-1000 (NEW) . . . 659

CITIZEN
MSP-10 255
MSP-15 355
MSP-20 337
MSP-25 495

OKIDATA
Okimate 10 179
Okimate 20 Call
182 214
192 348
193 563
84P 645

BROTHER
HR-15XL-P 359
HR-15XL-S 339
HR-35P 839
HR-35S 839
2024L-P 949
M1009-P 189

JUKI
Juki 6100 344
RS232 Serial Board . . . 55
6100 Tractor 119
6100 Sheet Feeder . . . 209
Juki 6300 757

LEGEND
880 188
1080 Call
1380 258
1385 289
808 148

DIGITAL DEVICES
16K BUFFER 75
32K BUFFER 89
64K BUFFER 125

DIABLO
D25 549
630 API 1599
630 ECS 1759
D 80 1F 2395
P 32 CQ1 699
P 38 1749
C 150 999
DX-35 (NEW) Call
AP-80 Call

SG-10 \$205

PANASONIC
109 228
3131 (NEW) 264
1092 325
3151 409
1080 (NEW) 209
1592 (NEW) 439

SILVER REED
EXP400 249
EXP500 295
EXP550 399
EXP770 749

STAR MICRONICS
SG-10 205
SG-10C 219
SG-15 367
SD-10 319
SD-15 438
SR-10 469
SR-15 578
SB-10 589
Powertype 297

MONITORS

AMDEK
300 Green 118
300 Amber 128
310 Amber IBM 155
Color 300 Audio . . . 234
Color 500 Composite . 369
Color 600 397
Color 700 495
Color 710 569

TEKNIKA
MJ-10 Composite . . . 179
MJ-22 RGB 255

TAXAN
115 12" Green Composite . Call
121 12" Amber Composite . Call
121 12" Green TTL . . . 135
122 12" Amber TTL . . . 145
220 14" Color Composite . 259
410 12" RGB Hi Res IBM . 329
420 12" RGB Super Hi Res . 409
440 12" RGB Ultra Hi Res . 555

PRINCETON GRAPHICS
MAX-12 Amber 185
HX-12 RGB 465
SF-12 RGB 595

PANASONIC
DT13000 13" RGB/Composite . 247
DTM140 14" RGB/Composite . 329
DTH103 10" RGB Hi Res . 395
DTS101 10" Composite . 175
DT1000G 10" RGB . . . 166
TX12H3P 12" Color . . . 419
TR120MHPA 12" Green . . . 109
TR120MBPA 12" Amber . . . 109
TR122M9P 12" Green IBM . 148
TR122MYP 12" Amber IBM . 148

SAKATA
SG 1000 12" Green . . . 99
SA 1000 12" Amber . . . 109
SG 1500 12" Green TTL . 119
SA 1500 12" Amber TTL . 129
SC 100 13" Color Comp . 209
SC 200 13" RGB . . . 389

NEC
JB-1260 Green 95
JB-1201 Green 135
JC 1215 Color 235
JC 1216 RGB 375
JC 1460 Color 265

ZENITH
ZVM 122A Amber 75
ZVM 123G Green 75
ZVM 124 Amber IBM . . 129
ZVM 131 Color 175
ZVM 133 RGB 389
ZVM 135 Composite . . 449
ZVM 136 Hi Res Color . 589
ZVM 1220 95
ZVM 1230 95
ZVM 1240 149

MODEMS

HAYES
Smartmodem 300 . . . 133
Smartmodem 1200 . . . 377
Smartmodem 1200B . . . 347
Smartmodem 2400 . . . 598
Micromodem IIE . . . 135

TELE LEARNING
Total Telecommunications
(C-64) 29.95
AP-250 (300 Baud Apple) . 69.95
IB-250 (300 Baud IBM) . . 69.95

ANCHOR
Volksmodem 55
Volksmodem 12 186

RACAL-VADIC
2400PC 549
2400PA 799
2400V 559
1200PC 329
300V 205
300PC 199

DRIVES

INDUS
Indus GT Atari 195
GT Commodore 209

MSD
SD1 Drive (C-64) . . . 229
SD2 Drive (C-64) . . . 469

COMTEL
Enhancer 2000 (c-64) . . . 179

DISKETTES

DENNISON
ELEPHANT 5 1/4" SSSD 11.99
ELEPHANT 5 1/4" SSDD 12.99
ELEPHANT 5 1/4" DSDD 14.99
PREMIUM 5 1/4" SSDD . . . 13.99
PREMIUM 5 1/4" DSDD . . . 15.99

VERBATIM
5 1/4" SSDD 13.99
5 1/4" DSDD 19.99

BONUS
5 1/4" SSDD 8.99
5 1/4" DSDD 12.99

COMMODORE

C-128 NEW Call
1571 Drive Call
1572 Drive Call
1902 Monitor Call
1670 Modem Call
C-64 Computer Call
1541 Drive 189
MPS801 Printer Low
1702 Monitor 199
Simon's Basic 24.75
Assembler 64 34.75

CARDCO

Digitizer Camera . . . 189.95
32K Printer Buffer . . . 59.95
Numeric Keypad . . . 34.95
CB/5 5-slot Board/64 . . 54.00
CB/2 2-slot Board/64 . . 25.00
S'More Basic Rom . . . 49.95
Write Now-64 35.00
Mail Now-64 29.00
Spell Now-64 29.00
File Now-64 29.00
Paint Now-64 29.00
Calc Now-64 29.00

BRODERBUND

The Print Shop 28.75
Graphics Library 18.75
Graphics Library II . . . 19.95
Graphics Library III . . . 19.95
Karataka 19.75
Castles Dr. Creep . . . 19.75
Bank St. Writer 32.75
Loderunner 20.75
Mask of the Sun 24.75
Splunker 19.75
Serpent's Star 24.75
Whistler's Brother . . . 18.75

MICROPROSE (C-64)

Kennedy Approach . . . 21.75
Crusade in Europe . . . 24.75
Decision in Desert . . . 24.75
Solo Flight 20.75
Nato Commander . . . 20.75
Spitfire Ace 18.75
F-15 Strike Eagle . . . 20.75
SUB LOGIC (C-64)
Flight Simulator II . . . 32.75
Night Mission Pinball . . 20.75

TOLL FREE 1-800-233-8760



TO ORDER

CALL TOLL FREE 1-800-233-8760
In PA 717-494-1030
Customer Service 717-494-1670



or send order to
Lycoc Computer
P.O. Box 5088
Jersey Shore, PA
17740

RISK FREE POLICY

In-stock items shipped within 24 hours of order. No deposit on C.O.D. orders. Free shipping on prepaid cash orders within the continental U.S. Volume discounts available. PA residents add sales tax. APO, FPO, and international orders add \$5.00 plus 3% for priority mail service. Advertised prices show 4% clearance for cash, add 4% for MasterCard or Visa. Personal checks require 4 weeks' discount before shipping. Ask about UPS Blue and Red label shipping. All merchandise carried under manufacturer's warranty. Free catalog with order. All items subject to change without notice.

error channel to make sure things are all right.

Final Notes

AutoBoot, as is, will not create boots that display the searching and loading messages for the program to be autorun. I felt this would be confusing to novice users. If you want the messages for your own peace of mind, then substitute the number

128 for the first 0 after the first 169 in line 620. If you want to use a drive with a device number other than 8, then substitute 9s for the two 8s in line 620.

Above all, remember that the boots *must* be loaded with a "1" after the 8, such as

```
LOAD "PROGRAM",8,1
```

I hope you enjoy making your pro-

grams run automatically. It adds a professional touch and keeps control in the hands of the programmer; novice users can then be free to interact with the software with a minimum of effort. ®

Address all author correspondence to
Doug Smoak, 303 Heyward St., Columbia,
SC 29201.

Listing 1. AutoBoot program.

```
0 REM*****
1 REM*(32 SPACES)* :REM*50
2 REM*(11 SPACES)AUTOBOOT 64{10 SPACES}* :REM*51
3 REM*(11 SPACES)(C) 1984{13 SPACES}* :REM*66
4 REM*(11 SPACES)DOUG SMOAK{11 SPACES}* :REM*43
5 REM*(11 SPACES)303 HEYWARD ST.{6 SPACES}* :REM*236
6 REM*(11 SPACES)COLUMBIA SC 29201{4 SPACES} :REM*77
7 REM*(11 SPACES)* :REM*226
8 REM*(32 SPACES)* :REM*58
9 REM***** :REM*59
10 DIMA(335):I=1:BO=53280:BG=BO+1:POKE646,1 :REM*50
    5:PRINT"{SHFT CLR}{CRSR DN}{CRSR RT}AUTO :REM*50
    BOOT 64" :REM*50
```

```
20 POKEBG,11:POKEBO,12 :REM*196
30 PRINT"{CRSR DN}{CRSR RT}INSTRUCTIONS? {C :REM*196
    TRL 9)Y/N{CTRL 0}":GOSUB440:IFG$="Y"THEN :REM*250
    GOSUB270 :REM*250
40 PRINT"{SHFT CLR}{CRSR DN}{CRSR RT}SETTIN :REM*238
    G UP..." :REM*238
50 READA:IFA>=0THENA(I)=A:I=I+1:GOTO50 :REM*28
    :REM*28
60 INPUT"{SHFT CLR}{CRSR DN}{CRSR RT}NAME O :REM*120
    F FILE TO BE LOADED";N$:IFN$=""THEN60 :REM*234
    :REM*120
70 IFLEN(N$)>16THENPRINT"{CRSR DN}{CRSR RT} :REM*234
    NAME TOO LONG!":GOTO60 :REM*234
80 INPUT"{CRSR DN}{CRSR RT}IS THIS A BASIC :REM*14
    PROGRAM {CTRL 9)Y/N{CTRL 0}";BS$:IFBS$=" :REM*66
    "THEN80 :REM*158
90 IFBS$<>"N"THEN140 :REM*158
100 FORI=292TO315:A(I)=234:NEXT :REM*8
    ML START (DECIMAL)" :REM*252
120 INPUT"{CRSR DN}{CRSR RT}";SY$:SY=VAL(SY :REM*252
    $):IFSY<2048THEN110
```


Circle 148 on Reader Service card.

It's here!

The Programmer's Reference Guide for the Commodore Plus/4

by Cyndie Merten & Sarah Meyer. This long-awaited handbook covers BASIC, the built-in integrated software, graphics, peripherals, assembly language, and more. It includes over 200 short program examples and in-depth information not found in the Plus/4 manual. \$21.95, 464 pages

Programmer's Reference Guide for the
Commodore Plus/4



Cyndie Merten • Sarah Meyer

To order, contact
Scott, Foresman and Company
Professional Publishing Group, Dept. RN
1900 East Lake Avenue
Glenview, IL 60025

Or call (312) 729-3000.
Ask for the Professional Publishing order department.

Circle 128 on Reader Service card.

DIGITAL VISION COMPUTEREYES™

VIDEO IMAGES ON YOUR COMPUTER!

Finally—an inexpensive way to capture real-world images on your computer's graphics display! COMPUTEREYES™ is an innovative slow-scan device that connects between any standard video source (video tape recorder, video camera, videodisk, etc.) and your computer. Under simple software control, a b/w image is acquired in less than six seconds. Unique multi-scan modes also provide realistic grey-scale images. Hundreds of applications!

Package includes interface module, complete easy-to-use software support on disk, owner's manual, and one year warranty all for \$129.95 plus \$4.00 S&H (USA).

Also available as a complete package including:

- COMPUTEREYES™
- Quality b/w video camera
- Connecting cable

for only \$399.95 plus \$9.00 S&H.



Demo disk available for \$10.00 postpaid (refundable).

ONLY \$129.95

See your dealer or order direct. Mass. residents add 5% sales tax. Mastercard, Visa accepted. To order, or for more information, write or call:

Available for:

- Apple II series
- Commodore 64/128
- Atari 800/800XL/65XE/130XE

DIGITAL VISION, INC.

14 Oak Street — Suite 2
Needham, MA 02192
(617) 444-9040, 449-7160

Toll Free Order Line

1-800-387-3208

PRO-LINE
SOFTWARE

SERIOUS SOFTWARE

WORDPRO 128™ All applicable features of the previous WordPro Series programs.

PLUS: Fully proportional printing...with character and word spacing capability. Multiple disk drives... up to four CBM™, MSD™, or Indus GT™ drives 500 lines of text per file... 80 columns wide. Alternating headers, footers, pages and margin offsets. Selectable double column output. Supports more than 50 different matrix and letter quality printers. An OOPS! buffer... for easy proof reading. Access to all available special characters on your printer. Display of those special characters on the screen. Local and Global options. 80 column text entry and video output. 160 column graphic page display... for easy formatting. Automatic file name storage. \$69.95

WORDPRO 64 the first of the completely new generation of word processing programs for Commodore computers. WORDPRO 64 is all you've ever dreamed of in a word processor. You'll be able to view an entire 160 column page on a single 40 column screen, scroll sideways, output in columnar form, pick your own screen and text colour, and configure the program to your own unique requirements - and words won't break at the end of a screen line. You won't believe what else Steve has put in WORDPRO 64, like single pass double column output! Easy to use and easy to define Special Characters. Margin offset for double side printing and 100% proportional spacing capability! Available now. \$49.95

C POWER is a fully implemented Kernihan and Ritchie version of the 'C' language for the Commodore 64. Written by Brian Hilchie, our new C Power package includes a C SHELL command interpreter, EDITOR, SYNTAX CHECKING EDITOR, COMPILER, LINKER, MATH LIBRARY, STANDARD LIBRARY, and SYSTEM LIBRARY. C POWER compiles directly to native 6510 machine code, and does not require the extra overhead of some competing C Compilers that compile to 'P' code or use some other intermediate step. C POWER is a serious cookie. \$99.95

SPELLPRO 64 is a new and sophisticated state-of-the-art spell checking program by Jim Butterfield and Pro-Line Software for the WordPro Series of word processing programs. SpellPro's "Butterfield Basic" dictionary may be expanded to check up to 50,000 words, and SpellPro's ease of use is second to none. Anyone familiar with WordPro will be able to use SpellPro instantly. SpellPro 64 can be used with a Commodore 1541 or compatible disk drive and a Commodore or suitably interfaced ASCII printer (works with Speedscript). \$49.95

PROFILE 64 is the latest creation of Steve Punter, the originator of the WordPro Series of word processors. As with WordPro, Steve has made Profile the most easily learned data base yet. Anyone familiar with WordPro will find the family resemblance comforting and will have Profile off and running right out of the box. Profile can cram as many as 4000 records on just one CBM 1541 format diskette, print as many mailing labels across a page as the printer can handle and can print out reports with multi-line headers and automatic page numbers. Profile is the first easy-to-use data base program worthy of the Pro-Line name. For the Commodore 1541 or compatible disk drive and a Commodore or suitably interfaced ASCII printer. \$49.95

POWER 64 is ready to delight and amaze a new generation of programmers on the Commodore 64 machine. If you like Brad Templeton's POWER programmer's utility on other Commodore computers, you'll love the extra features Brad was able to implement in the new POWER 64, a BASIC programmer's toolkit. Jim Butterfield wrote the book and Brad Templeton the program. For the Commodore 64 equipped with a Commodore 1541 disk drive. Includes MorePower free. \$49.95

CASHBOX 64 by Howard Rotenburg brings point of sale Inventory control to your Commodore 64 in an easy to learn program that any Salesperson can operate. Cashbox handles both cash and credit cards by name. Inventory is automatically adjusted by each sale. Inventory reports can be printed by ITEM or SUPPLIER, including wholesale/retail costs, reorder levels, and stock on hand and on order. Access is password controlled for security. Sales reports can be printed with daily, weekly, and monthly totals. Personnel reports will list all of your personnel with important information including salaries, starting dates, social insurance and more. It will also report sales and returns by employee, permitting you to assess performance. \$49.95

PAL 64 is the very first truly sophisticated machine language assembler available for the new Commodore 64 computer. PAL 64, Brad Templeton's "Personal Assembly Language," a machine language toolkit, is a natural for the 64 and works particularly well in conjunction with POWER 64. Some of the best 65XX programmers in the world are already in love with PAL 64 (they must be, because without exception they all refused to give up their PAL 64 assembler after testing it). PAL 64 comes complete with a finely detailed manual by Brad Templeton. Your PAL 64 is waiting for you now at your Pro-Line Software dealer. \$49.95

CADPIC 64 is a sophisticated Commodore 64 drawing and printing program that includes many exceptional features: automatic shapes include parallelogram and ellipse; multi-colour brush patterns that you can design yourself; save all or just portion of picture; and text mode including Commodore graphics. Help-menus are available, but stay quietly out of sight while you draw - even when you change colours or shapes. Printout options include black and white prints, colour separation prints, and tapestry/needlework charts. Suitable printers include: MPS801, MPP1361, 8023P, Commodore 1525, hi-res Epson and Gemini. Finally, your CADPIC pictures can be loaded from BASIC making them easy to include in your own programs. \$49.95

HIGH PRODUCTIVITY... for your 1541!
The NEW GT4 'HI-PRODUCTIVITY' Cartridge from PRO-LINE turns your old, slow 1541 disk drive into a fully functioning, super fast, state-of-the-art SUPER DRIVE. NO INSTALLATION... simply plug the GT4 Cartridge into your Commodore 64's cartridge slot. FAST load... FAST save... FAST directory... FAST single disk backup FAST dual disk backup... FAST header... FAST... FAST... FAST!!! NEW, added 'BASIC 4.0' commands allow the luxury and convenience of Commodore DISK BASIC, such as: HEADER, DIRECTORY, CATALOG, COLLECT, BACKUP, RENAME, SCRATCH, DLOAD, DSAVE, DOPEN, DCLOSE, and RECORD No. NEW, added 'EXTRA' commands like DVERIFY, DSTAT, OFF, DISABLE and RESET... \$29.95

DEALERS CALL US AND JOIN THE TEAM!

Toll Free Order Line

1-800-387-3208

PRO-LINE
SOFTWARE

755 The Queensway East, Unit 9, Mississauga, Ontario, Canada L4Y 4C5 . Phone 416-273-6350

NEW FOR '86!

ReRUN QUARTERLY

BI-MONTHLY

Get Every Program In RUN

It's the best software news of 1986! Now you can get all of your favorite ready-to-run programs—not just selected programs—from RUN Magazine. Introducing ReRUN Bi-Monthly... one super disk containing two months' worth of all the outstanding Commodore programs listed in RUN. We've increased our frequency to serve you better. Each disk is packed with applications, utilities, and games that you can use in a ready-to-run format.

FREE Bonus Program!

And as a special bonus, each ReRUN Bi-Monthly features a previously unpublished *bonus* program. You'll get a FREE high-quality program that will be a perfect complement to your Commodore software library.

The Latest RUN Programs—Instantly!

Throughout the year, you'll enjoy every program published in the two most recent issues of RUN—without enduring time-consuming keyboarding and debugging. Each issue comes with a Four-color documentation booklet so you can boot up your favorite programs in just minutes!

Subscribe Now—SAVE 30%

And if you subscribe to ReRUN *now*, you'll save 30% off the single copy price! You get all six issues for just \$89.97. Or, order individually and pay \$21.47 for each bi-monthly disk.

Get more great Commodore programs more often in 1986, plus *free* bonus programs, and a 30% savings with a one-year subscription.

You'll get it all in the new ReRUN.



YES!

I WANT MORE ReRUN IN '86.
PLEASE SEND ME:

- 1 yr. (6 issues) for \$89.97. I save 30% off the individual price.
- The January/February ReRUN disk for \$21.47.
- The March/April ReRUN disk for \$21.47.
- Payment Enclosed Visa AE MC

Card # _____

Exp. Date _____

Signature _____

Name _____

Address _____

City _____

State _____

Zip _____

1541 Number Changer

All you need is a sharp knife and a steady hand to change your disk drive device number with this simple hardware construction project.

By LARRY COTTON




Photo 1. Jumpers to be cut to change the disk drive device numbers in the older version of the 1541.




Photo 2. Jumpers to be cut to change the disk drive device numbers in the newer version of the 1541.

Some Commodore 64 programs are easiest to use with two 1541 disk drives because dual drives allow you to create backup files quickly and save data during program execution. When you finally buy that second disk drive, you'll probably want to more or less permanently change the device number (normally 8), to avoid having to change it via software every time.

On page 40 of the *1541 User's Manual* is a step-by-step procedure on how to make this change. However, on some models it's impossible to follow these directions to the letter.

After disconnecting power and removing the case and the perforated metal housing through step 6, look at the top of the circuit board (where the components are mounted) with the disk door (the front) *toward* you.

Step 7 says to locate the device number jumpers. There are two possible places the jumpers can be located on the board, depending on which construction you have. If you own what we'll call version A (older drives), they will be on the left edge in the middle of the board, as the book says. But if you have version B, they'll be located slightly to the front and left of the center of the board.

Don't look for wires. Do look for two ¼-inch white circles around shiny silver spots. These are the jumpers. On version A, they are labeled 1 and 2 (see Photo 1). On version B, they are unlabeled (see Photo 2).

What you must do is destroy the little connecting strip (trace) between a pair (or between both pairs) of the D-shaped spots. This is the equivalent

of snipping a short wire jumper soldered between two points on a circuit board.

Which jumper do you cut? Again, this depends on which construction you have. If you have version A, your new device number will be the sum of 8 and the number of the jumper you cut. For example, if you cut jumper 1, your new device number will be 9.

If you have version B, cutting the jumper *nearest the front* will convert your disk drive from device 8 to device 9. If you cut only the rear-most jumper, you'll convert your drive from 8 to 10. If you cut both jumpers, your new device number will be 11.

The cutting (actually more like a scraping) should be done with a sharp-pointed knife. A number 11 blade in an X-acto knife is ideal. Scrape until you can see the circuit board through the gap.

Should you make a mistake or change your mind, you can easily reconnect the jumper by soldering. Use a pencil gun of no more than 30 watts, tinned well, and very carefully apply gun and solder to the D-pads, letting the solder flow across the gap.

Test your work before you put the case back together by loading a disk directory with your *new* device number (for example, LOAD "\$",9). If all is well, carefully reassemble the metal housing and case and enjoy your second disk drive! ®

Address all author correspondence to Larry Cotton, 3513 Canterbury Road, New Bern, NC 28560.

FLOPPY HOUSE

16 S. Chestnut Street, Box 308, Palmyra, PA 17078

- Adventure Const. Set \$29.95
- AMIGA Software
now arriving CALL
- Beachhead II \$24.95
- Bat. Incl. Home Org.
Pgms. ea. \$13.95
- Doodle \$26.95
- Elite \$21.95
- Fight Night \$21.95
- Flight Simulator II \$32.95
- Gary Kitchen's Game
Maker \$27.95
- Hardball \$21.95
- ISEPIC \$52.95
- M.P.P. 1064
Modem \$59.95
- MicroLeague
Baseball \$27.95
- 1984, 1985, Wrid. Ser.
or All Star \$13.95
- Mirage Data Base or
Word Proc. \$38.95
- Newsroom \$34.95
- Newsroom Clip Art
Collection \$21.95
- Night Mission Pinball
Paperback Writer 128 \$39.95
- Screen Dumper64 \$17.95
- Skyfox \$24.95
- Star Rank Boxing \$21.95
- Superbowl Sunday \$20.95
- Ultima IV \$42.95
- V.I.P. Terminal \$29.95
- Voice Messenger \$43.95
- Xetec Sup. Grap. Int. \$62.95

***** FREE! *****

(With any software order) — an excellent Public Domain version of an arcade hit game on its own disk.

**LEROY'S
CHEAT SHEETS**
All titles \$2.95
(Add \$1.00 for mailing)

TOLL FREE
1-800
633-8699
In Pa. Call
A.C. 717
838-8632

ORDERING & TERMS

— M.C. and VISA accepted with no charge in the continental U.S.A.

— \$2.50 shipping charge on orders under \$100.00

— PA residents. Please add 6% sales tax

— Prices subject to change without notice

MOVING?

SUBSCRIPTION PROBLEM?

Get help with your subscription by calling our new toll free number:

1-800-227-5782*

between 9 a.m. and 5 p.m. EST, Monday-Friday.

If possible, please have your mailing label in front of you as well as your cancelled check or credit card statement if you are having problems with payment

If moving, please give both your old address and new address.

* New York State residents call 1-800-732-9119.

Software Discounters of America

Orders Outside PA—1-800-225-7638

PA Orders — 1-800-223-7784

Customer Service 412-361-5291

Open Saturday

- Free Shipping on orders over \$100 in continental USA
- No surcharge for VISA/Mastercard
- Your card is not charged until we ship



ACCESS	Beach Head 2 (D) .. \$24	Touchdown Football (D)	Mickey's Space Adventure (D) .. \$17
	Mach 5 (R) .. \$23	Prices too low to advertise!! .. Call	Ultima 2 (D) .. \$37
	Mach 128 (R) .. \$33	EPYX	Winnie the Pooh (D) .. \$17
ACCOLADE	Fast Load (R) .. \$23	Fast Load Partner (D) .. \$23	SIMON & SCHUSTER
Dambusters (D) .. \$19	Koronis Rift (D) .. \$25	Multiplan 64 or 128 .. \$39	Great Int'l Airplane Construction Kit (D) .. \$19
Fight Night (D) .. \$19	Summer Games II (D) .. \$25	The Eidolon (D) .. \$25	Star Trek-The Kobayashi Alternative (D) .. \$26
Hardball (D) .. \$19	Winter Games (D) .. \$25	On-Field Football (D) .. \$19	Typing Tutor 3 (D) .. \$26
PSI-5 Trading Co. (D) .. \$19	GAMESTAR	On-Track Racing (D) .. \$17	SPINNAKER
ACTIVISION	Alter Ego (D) .. \$33	Star-Rank Boxing (D) .. \$19	Adventure Creator (R) .. \$9
Borrowed Time (D) .. \$19	Gamemaker (D) .. \$25	HAYDEN	Alphabet Zoo (R) .. \$9
Fast Tracks: Slot Car Const. Kit (D) .. \$21	Hacker (D) .. \$19	Sargon 3 (D) .. \$33	Cosmic Combat (R) .. \$9
Gary Kitchen's	Little Computer People (D) .. \$23	INFOCOM	Homework Helper .. Call
Gamemaker (D) .. \$25	Road Race (D) .. \$19	Ballyhoo (D) .. \$25	Monster Voyage (R) .. \$9
International Hockey (D) .. \$19	Enchanter (D) .. \$23	Cut Throats (D) .. \$23	Story Machine (R) .. \$9
Strip Poker (D) .. \$16	Hitchhiker's Guide to the Galaxy (D) .. \$23	Enchanter (D) .. \$23	SPRINGBOARD
Data Disk #1 female .. \$16	Invisiclues .. \$23	Planetfall (D) .. \$23	Graphics Expander for P.S. (D) .. \$25
Data Disk #2 male .. \$16	Spellbreaker (D) .. \$29	Witness (D) .. \$23	Newsroom (D) .. \$33
Data Disk #3 female .. \$16	Wishbringer (D) .. \$23	Zork 1 (D) .. \$23	N.R. Clip Art #1 (D) .. \$19
ALVALON HILL	Wishbringer (D) .. \$23	Zork 2 (D) .. \$25	N.R. Clip Art #2 (D) .. \$25
Super Bowl Sunday (D) .. \$21	KOALA	Muppet Learning Keys (D) .. \$29.95	Stickers (D) .. \$23
Tournament Golf (D) .. \$19	Painter (D) .. \$39	Touch Tablet w/ Painter (D) .. \$39	SSI
BATTERIES INCLUDED	Koala Printer (D) .. \$16	LEARNING COMPANY	Battalion Commander (D) .. \$25
Consultant 64 or 128 .. \$39	All Titles Available .. Call	MASTERTRONIC	Battle Group (D) .. \$37
Paperclip 64 or 128 .. \$39	All Titles Available .. Call	Baseball (D) .. \$25	Colonial Conquest (D) .. \$25
Paperclip w/Spell 64 or 128 .. \$49	MICROLEAGUE	General Manager (D) .. \$25	Computer Ambush(D) .. \$37
BERKELEY	Baseball (D) .. \$25	1985 Team Disk .. \$16	Computer QB (D) .. \$25
SOFTWARES	Geos (D) .. \$39	MINDSCAPE	Field of Fire (D) .. \$25
BRODERBUND	Bank St. Music .. \$19	Writer (D) .. \$26	Gemstone Warrior (D) .. \$23
Bank St. Series .. \$33 Ea.	Color Me: The Computer Coloring Kit (D) .. \$19	Dolphin's Rune (D) .. \$19	Kampfgruppe (D) .. \$37
Karateka (D) .. \$26	Halley Project (D) .. \$26	Lords of Midnight (D) .. \$16	NAM (D) .. \$25
Print Shop (D) .. \$26	Ernie's Big Splash (D) .. \$9	Perfect Score SAT (D) .. \$44	Phantasie (D) .. \$25
P.S. Graphics Library #1, #2 or #3 (D) .. \$16 Ea.	Grover's Animal Adv. (D) .. \$9	Quake Minus One (D) .. \$16	Phantasie 2 (D) .. \$25
CSB	Mastering the SAT (D) .. \$44	Shadowfire (D) .. \$16	Questron (D) .. \$25
Argos Expedition (D) .. \$9	Math Mileage (D) .. \$9	MISC.	Rings of Zillan (D) .. \$25
Dr. Seuss (D) .. \$9	Success w/Algebra .. Call	Book of Adv. Games 2 .. \$16	Wizards Crown (D) .. \$25
Ernie's Big Splash (D) .. \$9	Success w/Math .. Call	CSM 1541 Align. Kit (D) .. \$29	SOFTSYNC
Grover's Animal Adv. (D) .. \$9	Weather Tamers (D) .. \$9	Copy 2 (D) .. \$23	Desk Manager 64 or 128 .. \$25
Mastering the SAT (D) .. \$44	DATASOFT	Firebird Elite (D) .. \$19	Trio 128 .. \$43
Math Mileage (D) .. \$9	Alternate Reality (D) .. \$25	Gato (D) .. \$19	SUBLOGIC
Success w/Algebra .. Call	Bruce Lee (D) .. \$19	Karate Champ (D) .. \$23	Flight Simulator 2 (D) .. \$32
Success w/Math .. Call	Never Ending Story(D) .. \$19	Kung Fu Master (D) .. \$23	Jet (D) .. \$29
Weather Tamers (D) .. \$9	The Goonies (D) .. \$19	Snapshot 64 (R) .. Call	Scenery Disks .. Call
DAVIDSON	Math Blaster (D) .. \$33	Spy vs. Spy 2 (D) .. \$19	TIWWORKS
World Attack (D) .. \$33	Word Attack (D) .. \$33	Superbase 64 (D) .. \$47	Data Manager 2 (D) .. \$33
ELECTRONIC ARTS	Archon II: Adept (D)	Superbase 128 .. \$59	Data Manager (128) .. \$43
Archon II: Adept (D)	Europe Ablaze (D)	Vizastar 128 .. Call	Evelyn Wood Dynamic Reader (D) .. \$33
Carriers at War (D)	Heart of Africa (D)	Vizastar 128 .. Call	Sideways (D) .. \$19
Europe Ablaze (D)	Mail Order Monsters (D)	ORIGIN	Swiftcalc/ Sideways (128) .. \$43
Heart of Africa (D)	Movie Maker (D)	Ultima 3 (D) .. \$34	Sylvia Porter's Personal Financial Planner(D) .. \$39
Mail Order Monsters (D)	Music Const. Set (D)	Ultima 4 (D) .. \$39	Sylvia Porter's Personal Financial Planner 128\$43
Movie Maker (D)	One-on-One (D)	PROFESSIONAL	Wordwriter w/ 85,000 Speller (D) .. \$33
Pinball Const. Set (D)	Racing Dest. Set (D)	Fleet System 2 64 or 128 .. \$39	Wordwriter w/85,000 Speller (128) .. \$43
Racing Dest. Set (D)	Reach for Stars II (D)	Fleet System 3 (128) .. \$49	UNISON WORLD
Reach for Stars II (D)	Seven Cities Gold (D)	SCARBOROUGH	Art Gallery 1 (D) .. \$16
Skyfox (D)	Super Boulder Dash (D)	Build A Book (D) .. \$17	Print Master (D) .. \$23
Super Boulder Dash (D)		Masterype (D) .. \$23	ACCESSORIES
		Net Worth (D) .. \$44	Bulk Disks SS, DD \$59/100
		SIERRA	Compuserve Starter Kit\$19
		Donald Duck's Playground (D) .. \$17	Datashare Printer Int. w/Graphics .. \$35
			Disk Case (Holds 50) .. \$9
			Dow Jones News Retrieval Kit(5 hrs.) .. \$16
			Total Auto Answer/ Auto Dial Modem w/Software .. \$24.88
			Sakata 13" Color Composite Monitor for C64 .. \$149
			Wico Joysticks .. Call

P.O. BOX 111327—DEPT. RN—BLAWNOX, PA 15238

*Ordering and Terms: Orders with cashier check or money order shipped immediately. Personal/company checks, allow 3 weeks clearance. No C.O.D.'s. Shipping: Continental U.S.A.—Orders under \$100 add \$3. free shipping on orders over \$100. PA residents add 6% sales tax. AK, HI, FPO-APO—add \$5 on all orders. Sorry—no International orders. Defective merchandise will be replaced with same merchandise. Other returns subject to a 15% restocking charge—NO CREDITS! Return must have authorization number (412) 361-5291. Prices subject to change without notice

Poking Around The Screen

By ALTA MOSER and JIM BORDEN

The following article will be helpful to users who don't want to wait for Print statements. How and where to Poke the screen is explained, and several formulas and sample programs are provided.

The formula to Poke a character at a given location on the screen is:

$$P = 1024 + X + 40 * Y$$

Here, P is the location to Poke. To find this location, start with the beginning of screen memory (1024), add the column (X) and, finally, add the product of 40 and the row (Y). For the formula to work properly, columns must be numbered from 0 to 39, and rows from 0 to 24.

You can think of screen memory as a chart, with X and Y as the coordinates by which you can find any point on the chart. Go across to any column and down to any row, and where the two intersect will be the location for that row and column.

The formula uses 40 because there are 40 columns on the screen (numbered 0 to 39, of course).

Let's assume you want to Poke column 1, row 1, with the letter A. You can look up the value to Poke in Appendix E of the C-64's user's guide. The letter A is stored in screen memory as a 1. Here is a program to store it:

```
10 X=1:Y=1
20 P=1024+X+40*Y
30 POKE P,1
```

*Character placement
via Pokes on the screen is fun,
fast and fascinating. Never
again will you have to rely on
the cumbersome Print
statement for accessing
screen locations.*

Row 1, column 1, is location 1065. You can check Appendix G of the C-64's user's guide to confirm this. If you omitted the 40 from the formula, the computer would figure the location like this:

```
10 X=1:Y=1
20 P=1024+X+Y
30 POKE P,1
```

Obviously, the computer would Poke 1 into location 1026, which is column 2, row 0 in screen memory.

Now try this:

```
5 PRINT "{SHIFT CLR}"
10 FOR T=1 TO 10
20 INPUT "COLUMN (0-39)";X
30 INPUT "ROW (0-24)";Y
40 PRINT "{HOME}"
50 P=1024+X+40*Y
60 POKE P,0
70 NEXT T
```

How would you like to fill the entire screen memory? This program is one way to do it:

```
1 PRINT "{SHIFT CLR}"
5 FOR X=0 TO 39
10 FOR Y=0 TO 24
15 P=1024+X+40*Y
20 POKE P,102
25 NEXT Y:NEXT X
30 GOTO 30
```

Now that you know X can be one of 40 numbers (0-39) and Y one of 25 (0-24), you can Poke any number of random locations. The following program will demonstrate this:

```
1 PRINT "{SHIFT CLR}"
2 INPUT "HOW MANY POKE  
LOCATIONS";PL
5 FOR H=1 TO PL
10 X=INT(40*RND(1))
20 Y=INT(25*RND(1))
30 P=1024+X+40*Y
40 POKE P,81
50 NEXT H
60 GOTO 60
```

Now would be a good time to consider a companion formula to Poke color memory, since the formula uses the same X and Y coordinates. Another look at the Color Memory Map (Appendix G) will show that color memory begins at location 55296. The column and row numbers remain the same. (C-128 owners should type, in Direct mode,

BANK 15 {return}

to ensure this memory is banked in properly. Also, be sure you are in 40-column mode.)

RUN It Right

C-64; C-128 (in 40-column mode only)

With that in mind, the formula to Poke a value in color memory is:

```
CP = 55296 + X + 40*Y
```

The Poke numbers for color are 0-15 (again, refer to Appendix G).

If you wanted to randomly color the characters Poked into random locations in the previous program, you could do it by adding these lines:

```
25 C = INT(16*RND(1))
35 CP = 55296 + X + 40*Y
45 POKE CP,C
```

Have you noticed that you may have fewer characters than you asked for in line 5? There are two reasons for this. One, if the computer randomly selected the same row and column number twice, it would Poke the same character in the same location twice. Two, if you're using color, the random color number Poked might be the same as the background color, so the Poked character, although there, wouldn't be visible.

But you can control your background color to eliminate the problem of having the character the same color. The location to Poke the background color is 53281. (You can also change the border color with POKE 53280, but we're mainly interested in controlling the background.) Let's change the background to black and eliminate black as a possible random color number. In the previous program, add this line:

```
3 POKE 53281,0:PRINT "{CTRL 2}"
```

And change line 25 to:

```
25 C = INT(15*RND(1)) + 1
```

Now every color should show up on a black screen.

What you did was Poke the background to 0 (black) and change the random number selection for colors, so the computer would have to use the numbers 1 to 15, thereby eliminating 0 as a possible character color.

To get the effect of a stained glass window, try changing the border to black (POKE 53280,0) and using 1000 for PL. Those black spaces you see without any color are the result of combinations not chosen by the random numbers. If you want to color the entire screen, make the following changes to the previous program:

Delete lines 2 and 5.

Change line 10 to:

```
10 FOR X = 0 TO 39
```

Change line 20 to:

```
20 FOR Y = 0 TO 24
```

And change line 50 to:

```
50 NEXT Y:NEXT X
```

But what if you only wanted to use a 10 x 10 grid on the lower part of the screen? Well, you'd only use part of the screen memory map. Begin by determining which column and row this part will start and end with. For the sake of simplicity, let's assume column 10 and row 10 will be your starting point, and use ten columns across and ten rows down.

So, your rows and columns will be from 10 to 19, with 10 as the first, 19 as the last. Type NEW to clear any old program and enter the following lines:

```
5 PRINT "{SHFT CLR}"
15 FOR X = 10 TO 19
20 FOR Y = 10 TO 19
25 P = 1024 + X + 40*Y
30 POKE P,81
35 NEXT Y:NEXT X
```

Line 5 clears the screen. Lines 15 and 20 define the limits of your grid, starting at column 10 and row 10 and ending at column 19 and row 19. Line 25 is your Poke formula and line 30 prints a ball at column 10 and row 10. Line 35 sends the computer back to line 20, where it repeats the process to print another ball at the next Poke location.

If you want to color the grid, add these lines:

```
28 CP = 55296 + X + 40*Y
31 POKE CP,5
```

Line 28 is the color Poke formula. Line 31 makes whatever is in that location green, which is color Poke number 5. You could use any number from 0 to 15 to find a color you like better. Or change the background to find a more pleasing combination.

Maybe you'd like to number your locations across and down. No problem.

The grid starts on row 10, so your numbers across will be on row 9 and will be from 0 to 9. You could number from 1 to 10, but the 0 on the 10 would extend one column beyond the grid, causing you to expand your grid with a step in the For . . . Next statement. Anyway, it's good practice to start your numbering with 0, since the formula is designed to use 0. The Poke value for a 0 is 48. The column numbers will be the same, from 10 to 19 with a row number of 9.

Add the following lines to the previous program that printed the grid:

```
40 Y = 9:S = 48
50 FOR X = 10 TO 19
60 P = 1024 + X + 40*Y
70 POKE P,S:S = S + 1
80 NEXT X
```

Line 40 sets the row to 9 and sets S to 48, the value of the character 0.

Line 50 sets your column as 10 through 19. Line 60 is your familiar Poke formula. Line 70 puts 0 into column 10, row 9, and also adds 1 to S to make S = 49, which is the value of 1. Line 80 simply returns to line 50 to repeat the process. I hope you were able to follow all that.

If you did, it should be relatively simple for you to number the rows. Just repeat the process, but change the column to 9 and the rows to 10 through 19. Here's how to do it:

```
90 S = 48:X = 9:FOR Y = 10 TO 19
100 P = 1024 + X + 40*Y
120 POKE P,S:S = S + 1:NEXT Y
```

Incidentally, you can avoid retyping the formula by putting it into a subroutine. If you put both Poke formulas (screen and color) into a subroutine, you could also color the numbers.

The following program is a recap of the program to Poke the grid, color the characters and number the rows and columns. It also colors the numbers in lines 70 and 120. POKE CP,8 in these lines colors the numbers yellow. Again, you can use any color number you want.

You aren't limited to 81 for the character, either. Try other numbers to achieve different results. For example, use POKE 122 for a cross-word-type grid or use 250 (122 + 128 for reverse video) for a reverse square. The program also makes use of a subroutine at line 500 for the formula. It is somewhat wasteful of memory, since more statements can be put on one line, but it was done for the sake of clarity.

```
5 PRINT "{SHFT CLR}"
15 FORX = 10TO19
20 FORY = 10TO19
25 GOSUB 500
30 POKEP,81
31 POKE CP,5
35 NEXT Y:NEXT X
40 Y = 9:S = 48
50 FORX = 10TO19
60 GOSUB 500
70 POKEP,S:POKE CP,8:S = S + 1
80 NEXTX
90 S = 48:X = 9:FORY = 10TO19
100 GOSUB 500
120 POKE P,S:POKE CP,8:S = S + 1
130 NEXTY
300 END
500 P = 1024 + X + 40*Y
505 CP = 55296 + X + 40*Y
510 RETURN
```

Speeding Up Your Basic Programs

The intermediate or advanced programmer can use several tricks to speed up Basic. The beginner should

DUST COVERS

- * CUSTOM MADE TO FIT
- * Heavy 32-oz. VINYL ANTI-STATIC
- * EXTENDS EQUIPMENT LIFE
- * Choice of Colors Lt. Tan or Brown

COMPUTERS

C-64; VIC-20; C-16; Plus 4	8.00
C-128, B-128	13.00
DATASSETTE (NEW, C2N)	5.00

DISK DRIVES

C-1541; C-1571 INDUS GT	8.00
MSD S/D; APPLE S/D	8.00
MSD D/D; APPLE D/D UNIT	10.00
ENHANCER 2000	8.00

PRINTERS

C-1525/MPS801	10.00
C1526/MPS802	13.00
C/MPS 803; C-1520	8.00
PANASONIC KX-P1090/91	13.00
EPSON MX/RX/FX 80	13.00
GEMINI 10 & STAR 10's	13.00
GEMINI 15 & STAR 15's	16.00
OKIDATA 91/92	13.00
OKIMATE 10	8.00

MONITORS

C-1702	16.00
C-1902/AMIGA	19.00
ZENITH ZVM 122/123	16.00
AMDEK COLOR I, 500/700	19.00
TEKNIKA MJ 10/22	19.00
CM-141	19.00
BMC COLOR	16.00
VIDEO RECORDERS	13.00

Order by stating NAME and MODEL and COLOR CHOICE TAN or BROWN.

Enclose check or money order plus \$1.50 per item (4.50 max.) shipping and handling. California Res. Include 6.5% Sales Tax.

SPECIAL COVERS WILL BE MADE TO YOUR DIMENSIONED SKETCH. SEND YOUR REQUIREMENTS FOR OUR LOW PRICE QUOTES

Crown Custom Covers

9606 SHELLYFIELD RD., Dept. B
DOWNEY, CA 90240
(213) 862-8391

Circle 150 on Reader Service card.

MIKE KONSHAK

Introduces...

dfile 128™

designed specifically for
COMMODORE C-128 COMPUTER

A FULL FEATURED DATABASE FOR:

- GENEALOGY STUDIES
- INVENTORIES
- MAILING LISTS
- FINANCIAL REPORTS
- SCIENTIFIC DATA ACQUISITION, CALCULATIONS

GENERAL RECORD KEEPING FOR HOME-OFFICE-EDUCATION.

- FAST MEMORY MANAGEMENT
- SINGLE OR MULTI-DISK DRIVES
- 80 COL RGB/40 COL MONITORS
- UNLIMITED FIELDS TO 160 CHRS
- MULTI-FIELD SEARCHES/SORTS
- 16 COL. REPORTS/4-UP LABELS
- UTILITY PROGRAMS AVAILABLE

24⁹⁵ FOREIGN ORDERS ADD 2.00
MC & VISA ACCEPTED
COLO. RES. ADD 3½%

microsoft™
A COTTAGE INDUSTRY OF HOMESPUN SOFTWARE

Mike Konshak, 4821 Harvest Ct. (303) 596-4243
Colorado Springs, CO 80917 USA
Call Anytime.

understand the programs above better by trying these tricks.

When using a number frequently, it is better to assign the number to a variable early in the program. In the Poke formula, 1024 and 40 are often used, so assign these numbers to variables. Since 1024 is a base, it could be called BA. The screen width is 40, so SW or XW could be used for this. It is better to use a two-character variable because it is less likely to be used within your program.

The reason variables run faster than numbers in Basic is simple. When a number is used in Basic, the digits are read and converted to a floating-point format. So, A = 123 requires quite a bit of work by Basic. Variables, on the other hand, are stored in floating-point format to begin with (except integer variables, which end with the "%" character).

So Basic can look up a variable much faster than it can convert a number to floating-point form. An added advantage of using a variable is that to modify all references to the base memory location, you need only change the line that assigns the original value.

Another way to save time is to eliminate multiplication or division. You may have noticed that the screen memory and color memory use the base memory location + X + 40*Y (lines 500 and 505). Actually, line 505 can be written as:

505 CP = 54272 + P

This eliminates one multiplication and one addition. If these lines are used often (120 times in the last program above), the time saved adds up!

A little time can also be saved by eliminating the variable after the Next statement. This is something that will make the listing harder to follow, so unless you must use every trick for speed, it is probably better to retain this variable.

There is another place where time and memory can be saved. A little-used keyword in Basic is the user-defined function. A function can be used, for example, to create a random number in a certain range. Here is how to define a random number function:

7 DEF FNR(Z) = INT(Z*RND(1)) + 1

DEF is used to define a function. The letters FN start the function name. The R is the name of this function. Any legal variable name can follow the FN to name the function. Then a dummy variable is required within parenthe-

ses. An equals sign follows the name and then comes the actual formula that defines the function.

To call the function, use a line like this one:

200 X = FNR(15)

Wherever the dummy is used in the definition, the number or variable will be used when the function is called. Here, 15 is used wherever Z appears in the definition. So, if the line above were called, X would be equal to some number from 1 to 15. By changing the number in parentheses, you can change the range of random numbers.

The time saved with a function call results from replacing a subroutine. When a subroutine is called, Basic starts with the first line number and looks at each line in the program until it finds the number of the GOSUB line. If the subroutine is placed at the end of the program, it takes a while to find it. A function definition must be at the start of a program, so it can be found quickly.

You can time your changes with Basic's built-in clock. Set it to 0 with TI\$ = "000000" on a line just before you start timing. Then, after the section is done, use PRINT TI to get the number of jiffies it took. (A jiffy is equal to 1/60 of a second.)

Time the previous listing, then try the following listing to see the time you can save. The second program runs about one-third faster. Experiment to see how much time you can save in other programs.

```
5 PRINT "{CLR HOME}":X = Y:P1 = 1024:
  Y1 = 40:C1 = 54272:DEF FNP(Q) =
  P1 + X + Y1*Y
10 TI$ = "000000"
15 FORX = 10TO19
20 FORY = 10TO19
25 P = FNP(Q):CP = C1 + P
30 POKEP,81
31 POKE CP,5
35 NEXT:NEXT
40 Y = 9:S = 48
50 FORX = 10TO19
60 P = FNP(Q):CP = C1 + P
70 POKEP,S:POKE CP,5:S = S + 1
80 NEXT
90 S = 48:X = 9:FORY = 10TO19
100 P = FNP(Q):CP = C1 + P
120 POKE P,S:POKE CP,8:S = S + 1
130 NEXT
299 PRINT TI
300 END
```

Address C-64 questions to Alta Moser, 11061 Cypress Ave., Riverside, CA 92505; address C-128 questions to Jim Borden, Borden Software, 641 Adams Road, Carlisle, PA 17013.

Free Spirit Software, Inc.

Order these products for the C64 & C128:

TECHNIQUE! - How to program graphics, animation, sound, music on the C64. Make your own games. Play music like a virtuoso. Disk - \$19.95

BASICALLY SIMPLE - How to use all C64 commands and operators in Basic programs. Disk - \$14.95

BASICALLY SIMPLE 128 - How to use all C128 commands and operators in Basic programs. C128 only. Disk - \$19.95

THE GREAT WAR - WWI Strategy game. Armies of 16 nations in conflict. Your military strategy is conditioned by terrain, political conditions, troop strengths, weaponry, lines of supply. Command Central Powers or Allies vs. computer or other player. An immense struggle of epic proportions. C128 only. Disk - \$19.95

POSTMASTER 64 - Simple, efficient mailing list program. Disk - \$9.95

POSTMASTER 128 - C128 mailing list program. Disk - \$9.95

MUSIC OF THE MASTERS - C64 music appreciation. 20+ works of the great classical composers. Handel, Mozart, Bach & many more. Disk - \$9.95

ITALY - Travel, adventure, education game. Learn essential Italian phrases. Disk - \$9.95

DUSTCOVERS - High quality, silver-gray vinyl C64 \$6.95 1541 or 1571 \$6.95
C128 \$7.95 MPS 803 \$7.95
1526 \$11.95 1702 or 1902 \$14.95

FREE SHIPPING AND HANDLING. Send Check or money order to:

Free Spirit Software, Inc.
5836 S. Mozart
Chicago, IL 60629

Illinois residents add 7% sales tax.

Circle 169 on Reader Service card.

DISCOVER THE HIDDEN POWER OF YOUR C-64, C-128 and VIC-20 !!!



Monitor and control your home or business:

- ★ Intelligently control lights, appliances, heating/cooling systems, relays, motors and virtually any electrical device.
- ★ Connect to analog-to-digital and digital-to-analog converters, temperature/light/sound/fluid level sensors.
- ★ Control robots.
- ★ Can be used in advanced security systems.
- ★ Perform automated testing/experimentation.
- ★ Useful in the laboratory as a data acquisition system.
- ★ Many more uses-limited only by your imagination!

Provides 8 memory mapped ports:

- ★ Allows access to each port via one statement in BASIC. No advanced programming knowledge needed.
- ★ 4 8-bit high current output ports (32 separate output lines)
- ★ 4 8-bit input ports (32 separate input lines)
- ★ 8 convenient 14-pin DIP socket interface connectors.
- ★ BH100 User Manual includes instructions, sample programs and diagrams of typical hookups.

BH100 Interface ... **ONLY \$129!**

Intelligent I/O, Inc.
30 Lawrence Ave
Potsdam, NY 13676
(315) 265-6350
Dealer inquiries accepted

SOFTWARE DIMENSIONS

FREE SHIPPING*

WE WILL MATCH ANY PRICE ADVERTISED IN THIS ISSUE

Calls originating outside Colorado Calls originating inside Colorado

1-800-826-2447 1-800-222-0697

Pacific time zone may call 6 am-8 pm Eastern time zone may call 9 am-11 pm

7830-A North Academy Blvd., Colorado Springs, CO 80918

COMMODORE

BUSINESS		Stellar 7	
Superbase 64	\$51.96	Suspect	29.22
Back To Basic GL	61.75	Tycoon	19.47
Back to Basic GL, AR, AP	126.75	Ultima II	38.97
Data Manager II	32.46	Ultima III	38.97
Swiftcalc With Sideways	45.46	Ultima IV	38.97
Electronic Checkbook	16.21	Winnie The Pooh	25.96
Sylvia Porter Financial Planner	38.96	Wishbringer	22.72
Better Working Spreadsheet	32.46	Witness	22.72
EDUCATION		Zork I	25.96
Body Transparent	\$29.21	Zork II	25.96
Basket Bounce	19.46	Zork III	25.96
Blazing Paddles	22.72	Planetfall	22.73
Charlie Brown's ABC's	19.46	Seastalker	22.72
Build A Book	25.96	Suspended	29.22
Kids On Keys	19.46	Archon	16.22
Kidwriter	17.52	Archon II Adept	21.42
Mastertype	25.96	Carriers At War	32.47
Rhymes & Riddles	13.62	Europe Ablaze	32.47
SAT Algebra	25.96	Mail Order Monster	21.42
SAT Practice Tests	12.96	Music Constructor Set	16.22
Snooper Troops #1	17.52	Racing Destruction	21.42
Snooper Troops #2	17.52	Reach For The Stars	29.22
Spell It	32.46	Seven Cities of Gold	21.42
Spellagraph	25.96	Software Golden Oldies	19.47
Spellakazam	19.46	The Eldolon	26.00
Word Challenger	12.96	Impossible Mission	22.75
Reader Rabbit	25.96	Jet Combat Simulator	19.47
Moptown Parade	25.96	Rescue On The Fractalus	25.96
Math Blaster	32.46	Summer Games	26.00
Word Attack	32.46	Summer Games II	25.96
Stickybear ABC's	19.46	Winter Games	26.00
Stickybear Numbers	19.46	World's Greatest Baseball	22.75
Stickybear Opposites	19.46	World's Greatest Football	26.00
Typing Tutor III	25.96	Acro Jet	22.72
Creature Creator	19.46	Silent Service	22.72
Grammar Examiner	29.21	Solo Flight	22.72
Mission Algebra	29.21	Crusade In Europe	25.96
Spellicomp	25.96	Decision In The Desert	25.96
Addition Magician	22.71	Micro League Baseball	25.96
Speed Reader II	45.47	Jet	32.47
Peanuts Maze Marathon	19.46	Hacker	19.47
Snoopy's Writer	25.96	Millionaire	19.47
Alphabet Zoo	19.46	HOME	
Facemaker	13.62	Print Shop	\$29.22
Kindercomp	13.62	Graphic Lib. #1	16.22
Story Machine	16.22	Graphic Lib. #2	16.22
Trains	17.52	Bank Street Writer	32.47
Agent U.S.A.	19.47	Homeword	31.85
Turtle Tracks	19.47	Paperclip	38.97
Stickybear Bop	19.47	Paperclip With Spellchecker	51.97
Stickybear Spellgrabber	19.47	Print Shop Paper Pack	12.97
GAMES		Home Accountant	48.72
Cutthroats	\$25.96	SuperScript/128	64.97
Deadline	32.47	PFS File	51.97
Donald Duck's Playground	25.96	Microsoft Multiplan	40.63
Enchanter	22.72	Homeword With Speller	45.47
Expedition Amazon	19.47	Homeword Speller	22.72
F-15 Strike Eagle	22.72	Home Inventory	12.97
Flight Simulator II	32.47	Mail List	12.97
Ghostbusters	22.72	PROGRAMMING LANGUAGE	
Adventure Construction Set	25.96	Logo	48.07
Hitchhiker's Guide	22.72	Simon's Basic	32.47
Realm of Impossibility	16.22	Kyan Pascal	45.47
Infield	29.22	UTILITIES	
Kennedy Approach	22.72	Copy II 64	23.00
Lode Runner	22.72	Fast Load	26.00
Mickey's Space Adventure	25.96	Magic Paintbrush	22.72
One-On-One	25.96	Picture Builder	25.96
Pinball Construction Set	16.22	Shapes & Fonts	13.00
Sorcerer	25.96	Graphics Magician	25.96
Skyfox	21.42	Master Modem	38.97

IF YOU DON'T SEE THE TITLE YOU WANT, CALL US
Call Toll Free to place your order Monday - Saturday

* Free UPS ground shipping on orders of \$40 and up. For two day air shipment add \$7. Next day air add \$10.

* Free Air Service on Orders Over \$300.


* VISA MASTERCARD & AMERICAN EXPRESS
* For C.O.D.'s add 2% - minimal service charge is \$3.

* Company & school administration purchase orders accepted upon approval

* Personal & company checks will delay shipping 2 weeks
* Prices & availabilities subject to change without notice.

* We do not guarantee machine compatibility

ALL SALES FINAL
Customer Service
(303) 589-5935



By ROBERT SIMS

Which terminal program would you recommend I buy?

Unless you intend to limit yourself to the simplest telecomputing applications, you will need more than one terminal program. Before you get a terminal program, you should answer these questions:

1. Will it work with my modem?
2. If I have an auto-dial modem, will it work with my telephone dialing system?
3. Does it use the same text codes (ASCII) as the software used on the computer I will be calling?
4. Does it have the same file transfer protocol as the software used on the computer I will be calling?

Home telecomputing is still in a pioneer state, requiring some technical knowledge in order to make good use of its services. Unfortunately, many terminal programs are not fully documented, and you may not find answers to these questions in the manual. Similarly, salespeople in computer stores are not necessarily familiar with all the aspects of telecommunications.

If you are a beginner, your safest path is to depend on friends to help you answer these questions. If you are on your own, though, here are some guidelines through the technical muddle.

For general use, a terminal program should:

- transmit data in standard ASCII format and in CBM ASCII format.
- have a buffer in which you can capture incoming data to be stored to disk.
- allow you to load text files from

Telecomputing Workshop is a monthly column directed to the needs of RUN readers who are using, or intend to use, their Commodore computers for telecommunications. This second installment answers your questions about terminal programs and accessing information services.

your disk to the buffer, to be sent over the modem.

A terminal program with these capabilities will allow you to exchange text with most other modem owners. However, most Commodore owners buy modems mainly to send and receive programs. Sending programs over a modem requires more stringent standards than sending text, because of the possibility of garbage (errors) caused by noise on the telephone line.

If someone is typing a message to you over the modem and an error occurs, it's usually no big deal; you can figure out what they are trying to say. But if an error creeps into a program listing as it is being transmitted, it could cause disastrous results when you try to use the program later.

What is a protocol?

To ensure accurate transmission of programs and other error-sensitive

files, programmers have devised protocols—special ways of sending information over the modem with built-in error checks.

As home telecommunications has grown, the various information services have created their own protocols. CompuServe has A and B protocols, and Punter bulletin boards use Punter protocols. In recent years, a protocol called XModem has emerged as a standard.

These various protocols are not compatible; for instance, you can't use XModem to swap files with a computer running Punter protocols. However, since XModem has become standard, most services are allowing callers to choose between XModem and the services' custom protocols, and software writers are adding XModem capability to their programs. (For example, Runterm Plus, the terminal program published in the December 1985 and January 1986 issues of *RUN*, is compatible with either XModem or Bozart protocols.)

A terminal program with XModem capability will get you onto CompuServe, The Source, Delphi and most local bulletin boards.

There are several very good public domain terminal programs that you should be able to get from your local user's group for the cost of a disk. (Public domain programs can be freely copied by anyone.) The most popular of these are XMOBUF and CBTERM.

Will any terminal program allow access to any on-line network?

The trend in home telecomputing is toward integration, which means

you need a special terminal program to access a particular on-line service. Viewtron, QuantumLink and PlayNet are examples of integrated systems. General-purpose terminal programs will not work with these services. If you want to access an integrated system, the system operator will see that you get the right terminal program.

Can you use any modem with any terminal program?

When you buy a modem, you'll probably find a terminal program in the package. The quality of these free terminal programs varies wildly, from rotten to very good. Whatever its general quality, you can be sure that it is compatible with your modem and will be adequate until you can acquire a more sophisticated terminal program.

However, when you go shopping for a terminal program, you should be aware that not all programs will work with all modems. Unless the documentation specifies that it works with a particular modem, you should not assume that it will. There are three reasons for possible incompatibility:

Pulse vs tone dialing. First, some modems, such as the 1660, require software that automatically dials the telephone. There are two dialing systems in U.S. phone systems—pulse and tone. Some terminal programs dial with tones and some send pulses.

If a terminal program uses tones to dial the phone, then it will not work on a pulse line. On the other hand, a pulse-dialing terminal program will work on either pulse or tone systems. You can tell which system you have by looking at your telephone. If your phone has a dial, it's a pulse system; if it has buttons, it's a tone system.

Hardware incompatibility. Another, more technical, difference between automatic modems is in the signals used to put the modem on-line (pick up the phone) and take it off-line (hang up the phone). The CBM 1650, Westridge and Telelearning modems use one set of pick-up/hang-up signals; the Mitey Mo and HES II share a second set; the 1660 uses a third set of signals; and generic modems use still other pick-up/hang-up signals.

Although there is no real standard, the most popular terminal programs

are written for the CBM 1650, and terminal programs that do not allow you to select your modem type usually work only with the 1650-type modem.

Carrier signal. Another potential source of incompatibility is the carrier signal, which is used to detect another computer on the phone line. Some terminal programs will check for a carrier signal to be sure the two computers are properly connected. This type of terminal program may not work with the old version of the 1660 or with generic modems, which do not have an automatic carrier-detect feature.

What is ASCII? Why are there different versions?

ASCII is an abbreviation for American Standard Code for Information Interchange. It is a code adopted by the U.S. government for exchanging data between computers that otherwise cannot communicate. ASCII was developed primarily to send simple documents using the standard typewriter keys, plus a few control codes that told the computer when a message started, ended, and so on.

As computers—especially personal computers—evolved, ASCII became outdated. It had no codes to represent color or graphics characters, for example. So, computer designers had to change or expand the ASCII codes to fit the unique needs of the new computers.

How do telecommunications networks answer all those calls with the same telephone number? Also, how do their systems handle it?

Most of the national information networks have a contract with a value-added carrier, whose business it is to provide special telephone lines that connect callers to the service. The carrier has a network of local telephone numbers, called nodes. The local customer calls the node and types in a log-on code. The carrier's computer then connects the caller to the information service's computer.

The value-added carrier and the information network are able to handle many callers at the same time because they have special phone equipment called multiplexers, which switch be-

tween several phone lines very rapidly. Similarly, they have multi-user computers, which are capable of dealing with several separate input lines so quickly that it seems to each caller that he is the only one connected to the system.

What are DEC VT52 and VT100 emulators?

These are designations for computer terminals marketed by Digital Equipment Corporation (DEC). The VT stands for video terminal. DEC makes a lot of the computers used by information services, and the services' software uses special routines that communicate with DEC terminals. As more customers began to use personal computers to call the networks, software was written that caused the computer to emulate, or behave like, a DEC terminal.

All the terminal programs with which I'm familiar work only with disk drives. Is there a program that will work with a tape drive?

Because of the relatively high speed of modems and the low speed of tape drives, tape is not a practical storage medium for telecomputing. However, there are a few terminal programs floating around that are set up for tape drives. Because they're rare, you will have to do some digging. Your best bet for finding one is to look in the download libraries of local bulletin boards and to check with the programming special interest groups (SIGs) on the networks. (Maybe some of our readers can send in the names of some tape programs and where to find them.)

I am writing my own bulletin board program. How do I make it sense when a caller hangs up?

There are two ways to do this. The simplest is to check for the carrier signal. The carrier is detected by testing bit 4 of location 56577 on the C-64. In Basic, you test this way:

```
CA = PEEK(56577)AND16
```

If CA = 0, then the carrier is still there. When a caller hangs up, the carrier signal is lost, and CA will equal 1. However, the old version of the Commodore 1660 does not have a carrier detect, so that method won't work with that modem.

BACKUP PROTECTED SOFTWARE FAST with COPY II 64/128™

From the team who brought you *COPY II PLUS* (Apple), *COPY II PC* (IBM) and *COPY II MAC* (Macintosh) comes a revolutionary new copy program for the Commodore 64 and 128 computers.

- Copies most* protected software — *automatically*.
- Copies even protected disks in just 2 minutes (single drive).
- Copies even protected disks in just 1 minute (dual drive).
- Maximum of four disk swaps on a single drive.
- Includes fast loader, 12 second format.

Requires a Commodore 64 or 128 computer with one or two 1541 or 1571 drives.

**CENTRAL POINT
Software, Inc.**
9700 SW Capitol Hwy., #100
Portland, OR 97219

503/244-5782

M-F, 8-5:30, W. Coast Time
CHECK, COD WELCOME
(Prepayment Required)



\$39.95

plus \$3 s/h (\$8 overseas)

*We update Copy II 64 regularly to handle new protections; you as a registered owner may update at any time at a reduced price.

This product is provided for the purpose of enabling you to make archival copies only.

THE SMART WAY TO SAVE YOUR RUN

You'll find all your favorite issues of **RUN** in minutes—and in great condition—with smart-looking binders or file cases from Jesse Jones.

Sturdy, protective file cases make for easy access to each issue, while rugged binders allow magazines to lay flat for easy reference. Both hold 12 issues, are custom-designed in brown with gold spine lettering, and are **unconditionally guaranteed**.

Order today!

File Cases: \$6.95 ea.; 3/\$20; 6/\$36.

Binders: \$8.50 ea.; 3/\$24.75; 6/\$48.

YES! Please send me protection for my **RUN**:

_____ File Cases _____ Binders

I enclose my check or money order for \$ _____

Name _____


Address _____

City _____ State _____ Zip _____

US currency only. Outside US, add \$2.50 per item for postage and handling.
Please allow 4-6 weeks for delivery.

MAIL TO:

Jesse Jones Box Corp.
PO Box 5120-Dept. RUN
Philadelphia, PA 19141



Telecomputing Workshop

The second way is to write a sub-routine that keeps track of the time between each character the caller sends. If the caller doesn't send any character for, say, ten minutes, then the program could assume the caller has hung up.

After buying my modem and software, I discovered that the information services in my area are long-distance calls. Don't they have 800 numbers I can call, so I don't have to pay long-distance on top of the access charges?

The phone numbers, or nodes, for most national information services are located in metropolitan areas, because that is where most of the traffic is. If you live outside a metropolitan area, there is a way to dial direct to the Big City, by using an FX (foreign exchange) line.

This is a phone line that directly connects you to the central phone exchange in the city. Your local telephone company's business office can give you the details. Such a direct line is expensive, costing around \$300 to \$500 to install, and maybe \$200 per month to operate.

An individual would have to do a lot of calling to justify the expense, but some user's groups have pooled their money and installed an FX line. The phone, computer and modem are located in a central place, and each member has a scheduled time when he or she can use the line. It's an awkward solution, but it beats paying a heart-stopping phone bill every month. ®

Do you have any questions about what equipment to buy or how to use it for telecommunications? Having problems getting on-line? Don't know what bulletin boards or national networks to access? Send these, or any other questions or comments you may have about telecommunications, to:

Robert Sims
Telecomputing Workshop
c/o RUN Magazine
80 Pine St.
Peterborough, NH 03458

Telecomputing Workshop answers only those questions that appeal to the majority of our readers. Questions are answered only through this column.

Now Available Through Aquarian Software

Gold Disk Series

Volumes 1 through 11 Now Available!!!

Volume 11 Features a C-64 Assembler

Gold Disk Series for 128
Coming Soon!

Each Disk Contains:

- The Monthly Feature Program
- Programming Tutorials
- High Quality Games
- And Much More

Only \$14.95 Per Disk*

* Plus Shipping and Handling

The Cataloger

The Ultimate Disk Cataloging System for the 64!

Features of The Cataloger V3.5A Include:

- * Loads directly from the disk itself.
- * Ability to change name of entry.
- * Fast — Uses relative files exclusively
- * Search, Sort and Print by any of 12 fields.
- * 1100-program (or disk) capacity per data disk.
- * All machine language.
- * Menu driven — very easy to use.
- * Works with one or two drives.

Only \$24.95

BobsTerm Pro

The Ultimate Terminal Software !

Upload / Download Supports Punter, X-Modem, XON / XOFF, DC1 / DC2, and Much More!

28.5 Byte Buffer with unmatched editing abilities

- User Adjustable Parameters
- 10 Custom Character Sets
- Unlimited Phone Book Storage
- Programmable Macro Command Strings

Only \$59.95

MATRIX — NOW AVAILABLE!!

The Indispensable C-128 Utility / Starter Kit !

Use dozens of 128 features in the 64 mode:

- Numeric Key Pad
- Cursor Keys
- 80-Column RGB Output
- Many Other Special Function keys

One-Key Functions Include:

- 2 Megahertz "Fast Mode"
- One-Key Screen Dumps
- Full-Featured DOS Utility Menu

Other Features Include:

- Fast Loading
- Fast Copy For The 1571!
- Relocatable In Memory
- 100% Transparent to BASIC

Available Now **\$59.95**
For Only

Graphic Screen Exporter

A Universal Graphics Converter !

Converts Anything to Anything — Including:

Koala Pad	Doodle
Flexdraw	Print Shop
COMAL	Paint Magic
CAD GEM	Micron Eye

And Many Many More !!

The Most Versatile Graphics Utility Ever
Released for the Commodore 64 !

Only \$29.95

ALSO AVAILABLE:

OmiTerm.....	\$19.95
Full-Feature Terminal at an Affordable Price!	
Turbo Calc/64.....	\$17.95
A great spreadsheet at an Unbelievable Price!	
Tax Computation.....	\$29.95
The friendliest tax package on the market.	
Guitar Master.....	\$49.95
A comprehensive musical instruction package	
Fast Boot!.....	\$14.95
Mike J. Henry's Fast Loader for 1541/MSD	
Thriller Collection.....	\$24.95
Seven intricate text adventures on one disk	

Call or Write for Full Catalog !

CAD-GEM

Computer Assisted Design Graphic Element Manipulation

A Wire Frame CAD system for the C64 !
Input from Joystick, Track Ball, Light Pen or Graphics Tablet
360 Degree Rotation In .1 Degree Increments
Scaling on a 64K x 64K, 2048 Mega-Bit Virtual Screen
Independent Manipulation of 400 Objects (Points or Lines)

You must see CAD GEM to believe It!
Demo Disk Available for \$3.00

\$89.95

MODEM MASTER

The Friendliest Commodore BBS Available

- Works with 1541 or MSD Dual Drive
- 300 / 1200 Baud Operation
- New Punter File Transfer Protocol
- Sub-Directories for File Transfer
- 250 User Capacity
- Accurate Clock / Calendar
- Printer Output
- Information Files
- "Old" E-Mail Deleted After One Week
- Set Up In Only 10 Minutes !

Only \$29.95

Total Software Development System

by Kevin Pickell
Now Available in the States !

Assembler/Editor — fast load, get, log and loadat; adds 38 new commands; full macro instructions; allows 13-character labels; assembles to and from disk
Sprite Editor — 256 sprites in memory, view 64 at same time, works with keyboard, joystick or trackball, animates sprites during design
Unassembler — create source code from any ML program
Sound Editor — create interrupt-driven sound effects
Character Editor — edit all characters. Screens to 255x64. Hi-res & Multi-color Character Sets
TSDS automatically includes sprites, characters, mattes and sound effects into source code!

Only \$39.95

128 Version Coming Soon !

Aquarian Software

P.O. Box 22184
Portland, OR 97222



To order, Call: (503) 654-2641
VISA & MasterCard Accepted



Add 3.00 S & H Per Order
(Add Additional \$2.00 for COD)
Canadian Orders Add 10.00 S&H
Allow 3-4 Weeks For Delivery

Write or Call for Full Catalog — Dealer Inquiries Welcome !



By MARGARET MORABITO

Based on the mail I've been receiving, there is great demand for information concerning the use of Commodore computers in education. Many teachers and parents have informed me that they've been using Commodores for educational purposes, but have had to work in a vacuum, relying solely on word of mouth or on their own resources to learn what works and what doesn't. This is a shame, because there are so many people using Commodores successfully in schools.

I'm keeping a database of all contacts made through the Resource Center, and I'll use this file to refer educators and parents to those who can answer their specific questions. With continued efforts, we can make it easier for people to gain reliable information on the use of Commodores in education.

Because of your input, I am now including a new section in the Resource Center: Tips from Teachers. I'm also compiling lists of Commodore software recommended for use by teachers and parents. The first of these lists will appear in next month's column. Now, let's get on with the topic for this month: word processors for teachers and students.

Word Processing

Word processing is mentioned most often by teachers as their primary reason for using a computer. This is probably because word processing can benefit all participants in the educational process: teachers, students, administrators and parents. You can use it in all subject areas; future employers will most likely require it; and you can incorporate it

Word processing is one of the most popular and practical applications for educational use. Find out how teachers, parents and students are using it.

into your day-to-day activities as a practical tool.

Even more important, word processing can be an excellent first step for wary newcomers to computing. It proves that you needn't know how to program to make good use of a computer. Also, it allows you to gradually and easily learn the fundamentals of computer use: creating, saving, loading and printing files. While using a word processor, you can type faster and make mistakes without the inconvenience of having to use "white out" or correcto tape. Word processing leaves you freer to think, and it results in professional-looking printouts.

These factors alone should be enough to spur you on to learn how to use a word processing program. Moreover, they show that this application could be a boon to students who may now shy away from essay writing and typing.

Beyond this, though, there are more practical reasons to use a word processor. It can help you to organize your thoughts, rearrange sentences and phrases, delete unwanted words, make multiple copies with neatly arranged columns and headings, and merge previously created paragraphs to form new documents. The ability

to produce high-quality printouts of documents, research papers, letters, quizzes, essays, reports and questionnaires is within the reach of all teachers, administrators and students.

Class Preparation

A word processor can simplify a teacher's classroom preparation, which involves creating tests and other study materials.

For example, Lois Klamar, a learning disabilities teacher in the Cleveland, Ohio, public school system, uses a C-64 with the Magic Desk I cartridge and an NEC 8023 dot-matrix printer to do the bulk of her test preparation. Klamar states, "The C-64 is not only a big time saver for me, but the printouts are so neat and legible that my students can easily read them."

Klamar's tests follow the format of some workbooks and standardized evaluation tests: fill-in-the-blank, multiple choice and true/false questions. By using these formats for testing, her students are one step ahead on standardized tests because of their familiarity with the formats.

Edward Gase, an earth science teacher at the Fairfield, Ohio, Freshman School, also relies heavily on word processing to help with preparation of tests and other classroom materials. Says Gase, "When I tell other teachers how quickly I can put together a final exam at the end of a term, they don't believe me." A teacher's hectic schedule makes time-saving techniques a major concern, and word processing tends to cut down on class preparation, whatever the subject.

Joseph Smith is a health and phys-

ical education teacher in the Allentown, Pennsylvania, school district. Like most teachers, Smith doesn't consider himself a programmer, but he frequently uses his computer for classroom preparation. With his C-64, Cardco Write Now word processor and Cardco LQ/3 letter-quality printer, Smith creates study sheets for his students.

This entails listing important facts and then replacing the key words on the sheet with blanks. He uses the study material when he shows films in his health-instruction classes. The students first read over the sheets; then, while watching the film, they fill in the blanks as the material is encountered.

After the film is over, Smith puts a copy of the study sheet on the overhead projector and reviews each health fact. This follow-up allows the students to correct their answers and any misspellings, thus reinforcing the health concepts several times within one class period.

In the Classroom and at Home

While word processing helps teachers outside the classroom, it is also an effective learning tool for students, both in class and at home. Incidentally, a helpful by-product of word processing is that it provides a good way to learn key placement. While some students may already be proficient typists, those who aren't can benefit from using these programs.

Another advantage is that students don't have to worry as much about making mistakes when doing writing assignments, because it is so easy to delete and fix errors on a word processor. The rewriting done on a computer is far less annoying and much neater than when done with pen and paper!

Following are ten examples of word processor-related classroom exercises that teachers can use. These are just a few of an endless list of possibilities.

1. Creating designs, pictures, graphs and charts.
2. Filling out forms and information sheets.
3. Writing and revising in-class compositions.
4. Creating a class story to which each student contributes a small part.

5. Writing reports: for example, science lab reports.

6. Creating a newspaper in the classroom.

7. Note-taking.

8. Studying outlining techniques and implementing them on the word processor.

9. Studying and practicing research techniques: for example, practicing proper footnote and bibliographic formats.

10. Taking tests.

It's important to realize that many students may have a C-64 or a C-128 at home because of Commodore's low prices. There are also many good-quality yet inexpensive word processing programs from which you can choose.

Built-in spelling checkers also provide a service to students in pointing out misspelled words. Patricia Walters, a sixth- and seventh-grade teacher in Jones County, Mississippi, noticed an improvement in her eight-year-old son's ability to spell since he learned to use the word processor on their new C-128 at home.

Walters noticed that her son deliberately made spelling errors when typing words that he knew. When questioned about this, he said he enjoyed correcting the word when the spelling checker caught it! (This kind of spelling activity could be modified and incorporated into a classroom exercise where the teacher plants misspelled words that students must locate and correct without activating the spelling checker.)

When Looking for a Word Processor

Most word processors perform similar tasks, but the ease of performance and the difficulty of learning how to use the programs differ widely, so you should investigate those factors carefully when looking for a word processor. You should also consider the age and learning level of the students who will be using it. If possible, take the time to try out several programs before you buy.

Here are some questions to ask when purchasing a word processor.

1. How easy or difficult is it to enter, delete, move and rearrange text?
2. What size document can the word processor hold in memory?

3. How easy or difficult is it to save and load documents?

4. Can you save sections of a larger document to disk?

5. Can you merge and link documents that have been previously saved to create a new one?

6. How difficult is it to print out a document?

7. Which printers will the word processor work with?

8. Can you use any of the Commodore's keyboard graphics characters in the word processor? (This is a help in creating graphs or other designs within your documents.)

9. Can this program's files be used with other word processors? (If the program saves its files as sequential files, it can probably share its files with another Commodore word processor. Also, if the program lets you choose between Commodore and standard ASCII formats, this makes compatibility even more likely.)

10. Does the manufacturer provide any other programs, such as a database or a spreadsheet, which could be integrated with the word processor for future activities?

11. How easy is it to control margins, line spacing and special features such as underlining and centering of text?

12. Does the word processor provide a means for visually previewing the document before printing it out? It can be frustrating to painstakingly create a document on the computer screen, only to find that it looks totally different when formatted and printed out.

13. Does the word processor include a spelling checker?

You should consider these questions with reference to the person who will be using the program. If you have a classroom of third graders, you will want to start them off with a word processor that's easy to handle and doesn't necessarily have a ton of features.

If, on the other hand, your students are tenth graders, they're probably ready for a high-powered word processor that will provide them with the opportunity to write lengthy papers using a variety of formatting features.

I would like to hear from those of you who are using word processing



XETEC **\$49.95**

Copyright © 1985, Xetec, Inc. All rights reserved.

A powerful word processing system for the Commodore 64.

Includes: On screen status/help display • 30 Fonts ready to use
Font editor/creator included • BACK-UP DISK INCLUDED

From the author of FONTMASTER comes FONTMASTER II. A vastly improved version of the AWARD-WINNING* program FONTMASTER. This powerful word processor, with its many different print styles (fonts), turns your dot matrix printer into a more powerful tool. Term papers, newsletters, and foreign languages are just a few of its many applications. Here are some of its capabilities.

<p>Word Processing Features</p> <ul style="list-style-type: none"> • Over 65 powerful commands make text editing a breeze • Headers / footers • Page numbering in decimal or Roman • On-screen underlining • On-screen status display, including pictures of font and special effects selected • 80 column video preview • On-screen foreign language capability (creator included) • Form-letter / data merging • Reads and writes either PRG or SEQ text files • Help screens • Right-to-left editing features for foreign languages (Hebrew, Arabic, etc.) 	<p>Word Processing Printing Features</p> <ul style="list-style-type: none"> • 47 two-letter format controls (embedded in text files) • Fractional-character spacing used on word wrap, justification, centering, and right alignment • Proportional spacing (user-adjustable) • Columnar printing (up to 4 columns) • Overlaying of 2 or more characters (for phonetic markings, diacritics, etc.) • 27 single-keystroke text modifiers (embedded in text files) Combine any or all of the following effects: underlining (adjustable) — more than 20 pitches — more than 50 line spacing sizes — condensed text — expanded text — boldfacing — inversion (white letters on black) — Superscripts (adjustable) — Subscripts (adjustable) — 3 text heights (micro-normal-tall) 	<p>Setup Module</p> <ul style="list-style-type: none"> • Two system setups can be made. In each the user can select his preference of colors (screen, text, border), printer interface (18 choices), and printer (over 50 choices) <p>Font & Character Set Creators</p> <ul style="list-style-type: none"> • Disk commands for maintenance of fonts or sets • Grid for character creation / editing (manipulated with cursor keys, joystick, or light pen) • Editing commands include: invert, flip, negate, shift, clear, copy • Grid-dump to printer • Character can be printed while editing (font creator only) <p style="font-size: x-small;">* Outstanding original programming 1985 International Summer Consumer Electronics Show</p>
---	--	---

Bauhaus	ΕΨΧΘΞΒΦ	ΙΟΥΥΙΜ	± † ‡ § © π
Block	Ναιριν	News	Split
Bold	אבשׂי עףדן	Print	Stopbold
CELTIC	Italic	ЧыДёюжЗ	Tech
English	LED	Script	Typewriter
Futura	Manhattan	Shadon	υορρπτςδρ

... and more

XETEC , inc. • 2804 Arnold Road • Salina, KS 67401 • (913) 827-0685

☐ The Resource Center

either in or out of the classroom. I am also interested to know which word processor you're using and the ages of the students involved.

Tips from Teachers

Several teachers have told me about an efficient method of making computers more accessible to students. Where there aren't enough computers to go around, you can create a "mobile computer unit." This is a stand on wheels that holds the computer, disk drive and monitor (and possibly a printer). You just roll the computer to where the students are, rather than moving the students. You can also make a large movable table that will hold several computer systems.

Curt Cardine, the principal of the Winchester Elementary School in New Hampshire, uses one mobile unit to move among classrooms. In the morning kindergarten classroom, small groups of students work with the computer. He then rolls the unit into other classrooms of the school as needed. Cardine relies on this unit as his blackboard when the computer is involved in his teaching of fourth- through sixth-grade classes.

Leon Sullivan, a science teacher and computer coordinator at South Hopkins High School in Nortonville, Kentucky, also uses a mobile computer unit. Sullivan built ten mobile tables for use in his advanced math and science classes. ☐

If you are using Commodore computers for educational purposes (at home or in a school) and would like to share your experiences in the Resource Center, write me a letter detailing the equipment you're using, the subject areas you're involved in, the grade level or age of your students, software that has been effective and any other information you feel like including. Send letters to:

Margaret Morabito
c/o The Resource Center
RUN Editorial
80 Pine St.
Peterborough, NH 03458

You can also leave messages in my on-line mail boxes: CompuServe (70616,714), Delphi (MARGM) and QuantumLink (MARGM).

THE SMART WAY TO SAVE YOUR RUN

You'll find all your favorite issues of **RUN** in minutes—and in great condition—with smart-looking binders or file cases from Jesse Jones.

Sturdy, protective file cases make for easy access to each issue, while rugged binders allow magazines to lay flat for easy reference. Both hold 12 issues, are custom-designed in brown with gold spine lettering, and are **unconditionally guaranteed**.

Order today!

File Cases: \$6.95 ea.; 3/\$20; 6/\$36.

Binders: \$8.50 ea.; 3/\$24.75; 6/\$48.

YES! Please send me protection for my **RUN**:

_____ File Cases _____ Binders

I enclose my check or money order for \$ _____.

Name _____


Address _____

City _____ State _____ Zip _____

US currency only. Outside US, add \$2.50 per item for postage and handling. Please allow 4-6 weeks for delivery.

MAIL TO:

Jesse Jones Box Corp.
PO Box 5120-Dept. RUN
Philadelphia, PA 19141



BACK ISSUES

January 1985—Create Your Own Games. How to select the right printer. Valuable disk tips for beginners.

February 1985—Joysticks: which ones to buy and how to use them in your own programs. Learn how to start a Commodore user's group. Fly the Grand Canyon with your VIC.

March 1985—Shape Up with Your C-64: reviews of fitness and nutrition programs. Mini-Calc spreadsheet and Money Manager programs. Word processors reviewed.

April 1985—First installment of assembly language series. Easy-to-use scroll subroutine. Simon's Basic. Build your own computer sanctuary.

May 1985—First-hand look at the new C-128. Keep track of your electricity expenses. Introducing a new series on telecommunications. Datafile Update.

June 1985—Making music on the C-64. Comparative review of the C-128. Prescriptions for your disks problems. Turn your C-64's eight function keys into 12.

July 1985—High Performance Turtle. Datafile Fast Print. Adjust your drive's motor speed. Align your disk drive. Basic 4.5.

August 1985—Two articles on the 1541 disk drive. PlayNet and PeopleLink. ByteSize Compiler. C64 Screen Formatter.

September 1985—Meet the Amiga. Interview with Commodore's Manager of Educational Marketing. Reviews of SAI Programs. RUN's checksum program.

October 1985—Hires drawing program. Sprite editor. E-Mail Terminal. Combine creative designs with serious applications and text.

November 1985—Print both low- and high-resolution screens. Datafile Restructure Utility. Hardware Buyer's Guide. Eliminate your Data statement errors. Create your own tailored wedge.

December 1985—Comparative review of popular modems. Part 1 of a professional-quality terminal program. Machine language checksum program. C-128 checksum program. Datafile Structure Utility. Software Buyer's Guide, Part 1.



Each month RUN also brings you regular columns, reviews, programs and tutorials to help you get the most enjoyment and use out of your Commodore system.

Each back issue costs \$3.50 plus \$1 for shipping and handling. On orders of 10 or more back issues, there is a flat \$7.50 shipping and handling fee. Quantities are limited and we cannot guarantee that all back issues are available. Send your orders to RUN, Attn: Back Issue Orders, 80 Pine St., Peterborough, N.H. 03458.

CONVERSE WITH YOUR COMPUTER

ELIZA-64

Artificial Intelligence Demonstration Program

BREAK from games and technical programs and **AMAZE** and **INVOLVE** your family and friends.

Eliza-64 is a Commodore 64 adaptation of the famous Eliza program developed at MIT. Eliza acts as a psychotherapist analyzing your input and responding with an appropriate comment or question.

GREAT FAMILY AND PARTY ENTERTAINMENT

NOW ONLY \$19.95

Ohio residents add 5 1/2% sales tax.

To order call Toll Free 1-800-638-2000

or send check or money order to:

OMEGA-SOFT

P.O. Box 3686 Dept. R
Mansfield, OH 44907



Disc Machine
Only Language Fast

(dealer inquiries invited)

Circle 232 on Reader Service card.

DISKS 69c



Foolish to pay more.

Dangerous to pay less.

- QUALITY MEDIA
- LIFETIME REPLACEMENT GUARANTEE
- HUB RINGS
- TYVEC EPS.
- WRITE PROTECTS

	1-50	51+
5.25" DSDD	.79	.69
5.25" SSDD	.89	.79
PC FORMATTED	1.09	.99
AT 1.2MB/3.5 1D (Mac)	1.99	CALL



BLACKSHIP
COMPUTER SUPPLY

P.O. Box 883362
San Francisco, CA 94188
In California 415-550-0512
USA orders **800-431-6249**
In Canada 403-428-6229

Add \$3.00 shipping and handling per 100 Diskettes
COD add \$1.95 (CA residents add 6.5% sales tax)
VISA MC COD

Circle 194 on Reader Service card.

MEMDISK — 64/128

A fast, transparent, versatile, reliable RAM-disk for the C-64 and C-128. Transfer up to 60,000 bytes a second. Use as 1541/1571 disks or as C-128 expansion RAM. Separate power supply and battery back-up.

512K — \$394.50° 1M — \$474.50°

DIAGNOSE — 64

Locate bad RAMs, ROMs, and I/O ports without desoldering and without a video monitor. This diagnostic cartridge is **THE TOOL** for the C-64 technician.

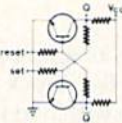
\$172.50°

DIAGNOSE — 128

Same as Diagnose-64 only for the C-128 and CP/M modes of the C-128.

\$192.50°

* Postage & handling included



MicroDoctor

1655 Central Street
Denver, CO 80211
(303) 458-6713

A Commodore Authorized Quality Service Center

Circle 184 on Reader Service card.

NOW USE BOTH SIDES
OF YOUR DISKETTE!

**5 1/4" DISKETTE
HOLE
PUNCH**

**WITH HOLE GUIDE
and EDGE GUIDE**



PUNCH OUT IS ALWAYS IN THE RIGHT POSITION

Available for IMMEDIATE Shipment

Only **\$10.00** ea. add **\$2.00** ea. Shipping.
CHECK OR MONEY ORDER

DEALER WANTED

FOR OTHER THAN APPLE AND APPLE LOOK-A-LIKES—
WE HAVE A TEMPLATE TO POSITION A REGULAR
ROUND HOLE PUNCH FOR THE READ ENABLE HOLE
NEAR THE CENTER

COST — 4 for \$200

N.P.S. Inc.
Dept. (R.J.)

(215) 884-6010

1138 BOXWOOD RD. JENKINTOWN PA 19046

**This Publication
is available in Microform.**

**University Microfilms
International**

Please send additional information

for _____

Name _____

Institution _____

Street _____

City _____

State _____ Zip _____

300 North Zeeb Road, Dept. P.R., Ann Arbor, Mi. 48106

Subscription Problem?

RUN does not keep subscription records on the premises, therefore calling us only adds time and doesn't solve the problem.

Please send a description of the problem and your most recent address label to:

RUN

Subscription Dept.

PO Box 954

Farmingdale, NY 11737

Thank you and enjoy your subscription.

From p. 10.

For the C-128, you must change the value of C in line 700, using the number listed in line 790. You can change the program's time delay or the Magic character by making appropriate changes to line 700. If you disable your stop key before executing the subroutine, you'll keep others from discovering your trick.

```
699 REM LARSON E. RAPP
700 C=204:DELAY=5000:MAGIC$="*":POKEC,0
710 PRINT"{CRSR DN}READY.":FORJ=1TODELAY:GETAS
720 IFA$=""THENNEXT:PRINT"{2 CRSR UPs}";:END
730 POKEC,1:J=DELAY:NEXT
740 PRINT"{CRSR UP}{CRSR LF}HANDS OFF, BUDY!"
750 FORK=1TO500:NEXT:RUN700
760 :
770 IFA$<>MAGIC$THENPRINT"{2 CRSR UPs}";:END
780 PRINT"PROGRAM CONTINUES HERE":STOP
790 REM C=2599 FOR C128, 204 FOR VIC&C64
```

Larson E. Rapp
Newington, CT

\$2D7 Super Bowl Sunday—To get a super pass-completion percentage on this game, throw short passes to your receivers, with three backs also going out for the pass.

Jason Simpkins
Millersburg, PA

\$2D8 Logo and Print Shop—You can use Logo to create pictures to work with the popular Print Shop program. After creating your Logo picture on the screen, type:

SAVEPICT "filename

This saves the picture as a 33-block hi-res file, named filename.PIC1, and as a five-block color file, named filename.PIC2. The first one will load into your Screen Magic when you choose the Get Screen option. After loading it, you can add text if you wish, and you can load or save the altered screen at will.

Thomas M. Trocco
New York, NY

\$2D9 Color/no-color monitor—Some software locks the screen into its own colors, which are not necessarily legible or attractive. If you use the Commodore 1701 or 1702 monitor, connected through three wires on the back, there's a solution close at hand. Disconnect the chroma cable, and your display will appear in black, white and various shades of gray. The chroma cable is the one that carries the color signals. It plugs into the red-colored jack.

Michael F. Lehman
Los Angeles, CA

\$2DA Too-small video display—Sometimes the top or bottom lines of your screen may not show up on your monitor or television. When that happens, the problem is not in your computer, but in the adjustment of your

display. Look on its front or rear panel for two controls marked "vertical height" (or "size") and "vertical linearity." Their names may be somewhat different, or they may be abbreviated in some way. A few inexpensive sets do not have them at all.

When you find the controls, first fill your computer screen with text or keyboard graphics. Next, adjust the two controls so you can see the top and bottom lines, and so the lines in between are not distorted. You'll notice that the height and linearity controls interact somewhat, affecting the picture's size and uniformity. The best method is to adjust one and then the other, going back and forth until your picture is satisfactory.

If the controls are on the back panel, you can position a mirror so you can see the screen while adjusting them.

Bernhardt Sandler
Venice, CA

\$2DB Screen Wiper—This routine for the C-64 or VIC wipes the screen clear in two visually interesting ways. It's one of the most elegant and intriguing screen effects we've seen.

The direction of this screen-clearing technique is controlled by the value of C1\$ in line 500. If it's a left-arrow symbol, it clears your screen like a theatre curtain pulled from the sides toward the center. If C1\$ is an up-arrow symbol, the curtain works from the top and bottom.

As printed, the routine is for the C-64. For the VIC, substitute line 580 for line 500.

```
480 REM MAGIC WIPER - J.R.CHARNETSKI
490 REM WIPES SCREEN UP/DN OR SIDEWAYS
500 C1$="{LEFT ARROW}":REM WIPE {UP ARROW}
    OR {LEFT ARROW}
510 C1=23:C2=19:C3=24:C4=39:C5=59903:REM C64
520 FORJ=0TOC1:C2$=C2$+CHR$(32)+CHR$(157)+CHR$(17):NEXT:C2$=C2$+CHR$(145)
530 FORJ=0TOC2:IFJ=0THENPOKE781,C3:SYSC5
540 IFC1$="{LEFT ARROW}"THENPRINT"{HOME}";TAB(J);C2$:PRINT"{HOME}";TAB(C4-J);C2$
550 IFC1$="{UP ARROW}"THENPOKE781,J:SYSC5:POKE781,C3-J:SYSC5
560 NEXT:PRINT"{SHFT CLR}";:C2$="":RETURN
570 :
580 REM LINE 500 FOR VIC: C1=21:C2=11:C3=22:C4=21:C5=60045:REM VIC
```

Joseph R. Charnetski
Dallas, PA

\$2DC Rearranging directories—Many computers and disk accessories provide an easy way of loading the first program in your disk directory. It's easy to put any program into the first position, even if another one is there at the moment. The secret is in using the Copy command, which can make a duplicate of any program already on disk.

By skillfully combining the Copy command with other disk commands, you can rearrange your directory at will. For example, if the first program in your directory is Oldfirst, and the one you want to move there is Newfirst, here is the procedure to follow:

1. Use the Rename command to rename Oldfirst, using a temporary name like Temp1.
2. Use the Copy command to copy Temp1 as Oldfirst. This puts a properly named Oldfirst somewhere other than in the first directory position. At this point, the first position is still held by Temp1.
3. Use the Scratch command to eliminate Temp1 from the directory. This vacates the first directory position; it will be filled by the next directory entry added to the disk.
4. Rename Newfirst, using something like Temp2.
5. Copy Temp2 as Newfirst. This puts Newfirst in the first directory position, which was vacated when you scratched Temp1.
6. Scratch Temp2.

Here is the complete syntax for accomplishing the swap:

```
OPEN 15,8,15
PRINT#15,"RENAME0:TEMP1 = OLDFIRST"
PRINT#15,"COPY0:OLDFIRST = TEMP1"
PRINT#15,"SCRATCH0:TEMP1"
PRINT#15,"RENAME0:TEMP2 = NEWFIRST"
PRINT#15,"COPY0:NEWFIRST = TEMP2"
PRINT#15,"SCRATCH0:TEMP2"
CLOSE15
```

Don't forget that PRINT# must be entered as one word, with no embedded spaces.

If you use the DOS wedge or another utility that provides simplified commands, those commands can make your program-swapping even easier. If you plan a lot of swapping, you can write a simple program to do it.

Louis F. Sander
Pittsburgh, PA

\$2DD Disk Name Changer—This program, which you can use on any Commodore computer, lets you change the name of a disk without reformatting it or losing any files. Make absolutely certain you type it in correctly, since it modifies the directory header block, and program errors could corrupt the disk irreparably. Lines 200-210 are the ones that write to the disk, so you should check them with extraordinary care. Also, SP\$ in line 100 should contain exactly 16 spaces.

```
100 PRINT"{SHFT CLR} MAGIC DISKNAME CHANGER
- LUKE MESTER{CRSR DN}":SP$="{16 SPACE
s}"
110 PRINT"INSERT DISK TO BE CHANGED,"
120 PRINT"THEN PRESS 'D' TO CONTINUE."
130 GETA$:IFA$<>"D"THEN130
140 OPEN15,8,15,"I0":OPEN2,8,2,"#"
150 PRINT#15,"U1:2,0,18,0"
160 PRINT#15,"B-P:2,144"
170 FORJ=0TO15:GET#2,A$:D$=D$+A$:NEXT
175 PRINT"{CRSR DN}OLD NAME: ";D$:PRINT
180 INPUT"NEW NAME";DN$:IFDN$=""THENEND
190 DN$=LEFT$(DN$+SP$,16)
200 PRINT#15,"B-P:2,144":PRINT#2,DN$;
210 PRINT#15,"U2:2,0,18,0":CLOSE2
220 INPUT#15,A,B$:PRINTB$
230 PRINT#15,"I0":CLOSE15
```

Luke Mester
Colliers, WV

Commodore

**COMPUTER PRODUCTS AT...
COMPUTER CREATIONS**

Call TOLL FREE for Software Prices Not Listed!!!

ACCESS	Pole Position 2 (D) 19	Zork I (D) 23
Beach Head 2 (D) 26	The Goonies 19	MICROPROSE
Mach 5 (R) 23	Zorro (D) 19	Acro Jet Advanced
Raid Moscow (D) 25	ELECTRONIC ARTS	Flight Simulator (D) 23
ACTIVISION	Moviemaker 24	Crusade Europe (D) 27
Game Maker 24	Europe Ablaze 36	Decision in Desert (D) 27
Great American	Heart of Africa 24	F-15 Strike Eagle (D) 21
Cross Country	Adventure Const.	Gun Ship The Helicopter
Road Race (D) 21	Set (D) 28	Simulation (D) Call
Hacker (D) 21	Archon 2 (D) 24	Kennedy Approach (D) 23
Master of the	Mail Order	Silent Service
Lamps (D) 21	Monsters (D) 24	Submarine
Slot Car Const. 24	Music Const. Set (D) 17	Simulation (D) 23
AVALON HILL	Murder on the	SPRINGBOARD
Panzer Jagd (D) 19	Zanderneuf (D) 14	Newsroom 34
Jupiter Mission 1999 23	One-on-One (D) 24	Clip Art Vol. 1 21
Super Bowl 21	Printal Const. Set (D) 17	MINDSCAPE
Sunday (D) 23	Racing Dest. Set (D) 24	Bank St. Music
Telengard (D) 19	Seven Cities Gold (D) 24	Writer (D) 26
Tournament Golf (D) 19	Skyfox (D) 24	Halley Project (D) 26
Batteries Included	EPYX	Perfect Score SAT (D) 49
Paperclip 64 or 128 41	Ballblazer (R) 27	ORIGIN
Homepak 35	Fast Load (D) 27	Ultima 3 (D) 39
Consultant 64 or 128 41	Jet Combat	SSI
BRODERBUND	Simulator 19	Battalion
Bank St. Writer (D) 33	Rescue on	Commander (D) 27
Champ Loderunner (D) 23	Fractalus (D) 27	Colonial
Karateka (D) 21	Summer Games 2 (D) 26	Conquest (D) 27
Mask of the Sun (D) 26	Winter Games (D) 27	Computer Ambush(D) 39
Print Shop (D) 29	World's Greatest	Computer DB (D) 27
Print Shop Graphics	Football (D) 27	Field of Fire (D) 27
Library #1 (D) 17	FIRST STAR	Germany 1985 (D) 39
Print Shop Graphics	Spy vs. Spy (D) 21	Imperium
Library #2 (D) 17	HAYDEN	Galactum (D) 27
Print Shop Graphics	Sargon 2 (D) 15	Kampfgruppe (D) 39
Library #3 17	Sargon 3 (D) 33	Norway 1985 (D) 24
Stealth (D) 21	INFOCOM	Phantasia (D) 27
DATASOFT	Enchanter (D) 23	SUBLOGIC
Alternate Reality (D) 28	Hitchhiker's Guide to	Flight Simulator 2 (D) 32
Bruce Lee (D) 19	the Galaxy (D) 23	TIMWORKS
Conan Barbarian (D) 19	Infidel (D) 23	Data Manager 2 (D) 33
Elevator Action (D) 19	Planetfall (D) 23	Swiftcalc/
Mr. Do (D) 17	Sorcerer (D) 26	Sideways (D)
	Wishbringer (D) 23	Wordwriter/Speller (D) 33

**COLORED DISKS AS LOW AS 79¢ EACH
FLOPPY DISKS AS LOW AS 59¢ EACH**

Fully guaranteed. Includes sleeves and hub rings.
DISKETTES (2 box minimum) 10 per box

5 1/4"	BLACK GENERIC BULK	COLORED GENERIC BULK		
BULK	SS/DD	DS/DD	SS/DD	DS/DD
20-69	.74 ea.	.99 ea.	.89 ea.	1.09 ea.
70+	.59 ea.	.85 ea.	.79 ea.	.99 ea.

5 1/4"	Black Generic	Color Generic	BASF	Maxell
Boxes (10)	SS/DD	SS/DD	SS/DD	SS/DD
2-6	8.90	10.90	10.90	16.90
7+	7.40	9.90	9.90	15.90

**To order call TOLL FREE
1-800-824-7506**

ORDER LINE ONLY

COMPUTER CREATIONS, Inc.

P.O. BOX 493 - DAYTON, OHIO 45459

For information, order inquiries, or for Ohio orders (513) 435-6868
Order Lines Open 9 a.m. to 9 p.m. Mon-Fri. 10 a.m. to 4 p.m. Sat. (Eastern Standard Time) Minimum \$15 per order. C.O.D. (add \$3.00). Please specify computer system. Call toll free number to verify prices and availability of product. Prices and availability are subject to change without notice. We ship C.O.D. to Continental U.S. addresses only! Please include 4% shipping on all hardware orders (min \$4.00). Software and accessories add \$3.00 shipping and handling in Continental U.S. Actual freight will be charged outside U.S. to include Canada, Alaska, Hawaii, Puerto Rico and APO. Ohio residents add 6% sales tax. Canadian orders 5% shipping (Min \$5.00). All other foreign orders, please add 15% shipping. (Min \$10). For immediate delivery send cashier's check, money order or direct bank transfers. Personal and company checks allow 3 weeks to clear. School purchase orders welcome. Due to our low prices, all sales are final. NO CREDITS. All defective returns must have a return authorization number. Please call (513) 435-6868 to obtain an RA# or your return will not be accepted for replacement or repair.

Listing 1 continued.

```

55 PRINT"{CRSR DN}{2 CRSR RTs}{CTRL 2}I= IN
   PUT {CTRL 6}NOTES OF YOUR OWN SONG"
                                     :REM*41
60 PRINT"{CRSR DN}{2 CRSR RTs}{CTRL 2}A= AD
   D {COMD 3}NOTES TO SONG"
                                     :REM*40
65 PRINT"{CRSR DN}{2 CRSR RTs}{CTRL 2}M= MO
   DIFY {COMD 6}WAVEFORM, A/D, S/R" :REM*45
70 PRINT"{CRSR DN}{2 CRSR RTs}{CTRL 2}S= SO
   UND {COMD 3}CHANGE DURING PLAYBACK"
                                     :REM*214
75 PRINT"{CRSR DN}{2 CRSR RTs}{CTRL 2}E= ER
   ROR CORRECTION {COMD 6}AFTER INPUT"
                                     :REM*63
80 PRINT"{CRSR DN}{2 CRSR RTs}{CTRL 2}K= {C
   OMD 6}KEYBOARD SYNTHESIZER{CTRL 2}"
                                     :REM*144
85 PRINT"{CRSR DN}{2 CRSR RTs}{CTRL 2}Q= QU
   IT AND EXIT PROGRAM"
                                     :REM*241
90 GETA$:IFA$=""THEN90
                                     :REM*200
95 GOSUB165
                                     :REM*41
100 IFA$="R"THENGOSUB525:IFVA%=3THEN375:GOT
   O20
                                     :REM*78
105 IFA$="P"THEN155
                                     :REM*29
110 IFA$="C"THEN155
                                     :REM*156
115 IFA$="I"THEN195
                                     :REM*195
120 IFA$="A"THENZ=2:I=IM:D=IM:GOTO240
                                     :REM*240
125 IFA$="M"THENZ=1:GOSUB195:GOTO20
                                     :REM*71
130 IFA$="S"THENGOSUB825:GOTO20
                                     :REM*156
135 IFA$="E"THENZ=3:GOTO645
                                     :REM*139
140 IFA$=CHR$(81)THENEND
                                     :REM*230
145 IFA$="K"THENPRINT"{SHFT CLR}":GOTO895
                                     :REM*199
150 GOTO20
                                     :REM*82
155 IFIM<>0THEN375
                                     :REM*117
160 GOTO20
                                     :REM*92
165 IFA$<>"R"ANDA$<>"I"ANDA$<>"P"THENRETURN
                                     :REM*217
170 IFA$="P"ANDIM=0THENRETURN
                                     :REM*160
175 PRINT"{HOME}{SHFT CLR}{4 CRSR DNs}{2 CR
   SR RTs}{CTRL 9}{COMD 6}HOW MANY VOICES
   WOULD YOU LIKE?{CTRL 0}{CTRL 2}"
                                     :REM*221
180 INPUT"{CRSR DN}{24 SPACES}(1,2,OR 3)";V
   A%
                                     :REM*140
185 IFVA%>3ORVA%<1THENPRINT"{CTRL 9}PLEASE
   REENTER (1 2 OR 3){CTRL 0}":GOTO175
                                     :REM*229
190 VB%=VA%-1:RETURN
                                     :REM*4
195 FORK=0TOVB%
                                     :REM*55
200 PRINT"{SHFT CLR}{3 CRSR DNs}{CRSR RT}PA
   RAMETERS FOR VOICE"K"ARE NOW:W/F-"V(K)"
   , A/D-"D(K)", S/R-"R(K)"
                                     :REM*136
205 PRINT"{2 CRSR DNs}{2 CRSR RTs}{COMD 6}E
   NTER NEW PARAMETERS FOR VOICE #{CTRL 2}
   "K":
                                     :REM*55
210 INPUT"{CRSR DN}{2 CRSR RTs}{COMD 6}W/F{
   CTRL 2}(17,33,65)";V(K)
                                     :REM*2
215 IFV(K)=65THENINPUT"{CRSR DN}{2 CRSR RTs
   }HI PULSE(0-15)";HP(K):INPUT"{CRSR DN}{
   2 CRSR RTs}LO PULSE(0-255)";LP(K)
                                     :REM*23
220 INPUT"{CRSR DN}{2 CRSR RTs}{COMD 3}A/D{
   CTRL 2}(0TO255)";D(K)
                                     :REM*118
225 INPUT"{CRSR DN}{2 CRSR RTs}{CTRL 6}S/R{
   CTRL 2}(0TO255)";R(K)
                                     :REM*11
230 IFZ=1THENNEXT:Z=0:RETURN
                                     :REM*20
235 NEXT
                                     :REM*245
240 FORK=0TOVB%:IFZ=2THENI=D:GOTO250
                                     :REM*220
245 I=0:D=0
                                     :REM*153
250 PRINT"{SHFT CLR}{HOME}{CTRL 9}RECORD ME
   ASURE #{SHFT SPACE}(CLOSEST TO NOTE,ONL
   Y)"
                                     :REM*68
255 PRINT"{CTRL 9}BEFORE GOING TO NEXT VOIC
   E OR FOR NOTE{2 SPACES}ERROR CORRECTION
   {CTRL 0}"
                                     :REM*119
260 PRINT"{CRSR DN}{2 CRSR RTs}{COMD 6}VOIC
   E #"K"{4 SPACES}{COMD 3}ENTER NOTES{CTR
   L 2}"
                                     :REM*135
265 PRINT"{CRSR DN}{2 CRSR RTs}{COMD 6}ENTE
   R 0,0,0 TO GO TO NEXT VOICE{CTRL 2}"
                                     :REM*28
270 IFZ=3THENZ=0:GOTO20
                                     :REM*41
275 GOSUB710
                                     :REM*30
280 IFK=2ANDI=IMTHEND=IM
                                     :REM*237
285 IFNM=0ANDK<>0ANDI<>IMTHENPRINT"{SHFT CL
   R}{2 CRSR DNs}{2 CRSR RTs}{COMD 3}ERROR
   IN ENTRY.{2 SPACES}{CTRL 2}REDO LAST S
   ERIES"
                                     :REM*44
290 IFNM=0ANDK<>0ANDI<>IMTHENI=D:IM=D:FORT=
   1TO2000:NEXT:GOTO240
                                     :REM*121
295 IFNM=0THEN365
                                     :REM*70
300 B=I/16
                                     :REM*127
305 WA=V(K):IFNM<0THENNM=-NM:WA=1
                                     :REM*236
310 DR%=NM/128:OC%=(NM-128*DR%)/16
                                     :REM*205
315 NT=NM-128*DR%-16*OC%
                                     :REM*100
320 FR=FQ(NT)
                                     :REM*227
325 IF OC%=7THEN335
                                     :REM*146
330 FORJ=6TOOC%STEP-1:FR=FR/2:NEXT
                                     :REM*19
335 HF%=FR/256:LF%=FR-HF%*256
                                     :REM*56
340 IFDR%=1THENH%(K,I)=HF%:L%(K,I)=LF%:C%(K
   ,I)=WA:I=I+1:C=I/16
                                     :REM*93
345 IFDR%=1THENPRINT"{CRSR UP}{16 CRSR RTs}
   {COMD 6}MEAS.{CTRL 2}"B"{COMD 6}TO"C:GO
   TO270
                                     :REM*228
350 FORJ=1TODR%-1:H%(K,I)=HF%:L%(K,I)=LF%:C
   %(K,I)=WA:I=I+1:NEXT
                                     :REM*35
355 H%(K,I)=HF%:L%(K,I)=LF%:C%(K,I)=WA-1
                                     :REM*142
360 I=I+1:C=I/16:PRINT"{CRSR UP}{16 CRSR RT
   s}{COMD 6}MEAS.{CTRL 2}"B"{COMD 6}TO"C:
   GOTO270
                                     :REM*195
365 IFK=0THENIM=I
                                     :REM*144
370 NEXT:Z=0:GOTO20
                                     :REM*35
375 REM SONG WORDS
                                     :REM*44
380 IFIM<>0THEN390
                                     :REM*55
385 GOTO395
                                     :REM*124
390 PRINT"{SHFT CLR}{10 CRSR DNs}{3 CRSR RT
   s}{CTRL 9}{COMD 6} NOW PLAYING {CTRL 2}
   ";NS$
                                     :REM*249
395 POKES+18,0:POKES+4,0:POKES+11,0:REM*212
400 ONVA%GOTO415,410,405
                                     :REM*133
405 POKES+19,D(2):POKES+20,R(2):POKES+16,LP
   (2):POKES+17,HP(2)
                                     :REM*50
410 POKES+12,D(1):POKES+13,R(1):POKES+9,LP(
   1):POKES+10,HP(1)
                                     :REM*9
415 POKES+5,D(0):POKES+6,R(0):POKES+2,LP(0)
   :POKES+3,HP(0)
                                     :REM*20
420 POKES+24,15
                                     :REM*77
425 A1$=""
                                     :REM*108
430 FORI=0TOIM
                                     :REM*77
435 GETA1$:IFA1$=""THENPOKES+24,0:GOTO20
                                     :REM*152
440 ONVA%GOTO455,450,445
                                     :REM*245
445 POKES+14,L%(2,I):POKES+15,H%(2,I):POKES
   +18,C%(2,I)
                                     :REM*82
450 POKES+7,L%(1,I):POKES+8,H%(1,I):POKES+1
   1,C%(1,I)
                                     :REM*129
455 POKES,L%(0,I):POKES+1,H%(0,I):POKES+4,C
   %(0,I)
                                     :REM*246
460 ONVA%GOTO465,470,475
                                     :REM*45
465 FORR=1TO28:NEXT
                                     :REM*182
470 FORR=1TO28:NEXT
                                     :REM*187
475 NEXT
                                     :REM*230
480 IFA$="C"THEN155
                                     :REM*15
485 POKES+24,0
                                     :REM*34

```

```

490 PRINT"(SHFT CLR){3 CRSR DNs}{2 CRSR RTs
}{COMD 6}DO YOU WISH TO WRITE THE SONG
TO DISK?(18 SPACES){CTRL 2}Y/N "
:REM*191
495 GETA$:IFA$=""THEN495 :REM*152
500 IFA$="Y"THENGOSUB585 :REM*117
505 GOTO200 :REM*182
510 DATA34334,36376,38539,40830 :REM*87
515 DATA43258,45830,48556,51443 :REM*179
520 DATA54502,57743,61176,64814 :REM*62
525 PRINT"(SHFT CLR)":POKE53280,4 :REM*29
530 PRINT"(SHFT CLR){HOME}{CRSR RT}{CTRL 9}
CHOOSE A SONG AND ENTER THE{COMD 6} NA
ME ONLY{CTRL 2}{CTRL 1}{CTRL 7}(WITHO
UT QUOTES){CTRL 2}" :REM*86
535 INPUT"(CRSR DN){2 CRSR RTs}{COMD 6}NAME
OF SONG{CTRL 2}";NS$ :REM*85
540 X$="," :REM*48
545 OPEN2,8,2,"00:"+NS$+",S,R":TI$="000000"
:REM*205
550 PRINT"(SHFT CLR){10 CRSR DNs}{3 CRSR RT
s}{CTRL 9}{COMD 6} LOADING {CTRL 2} ";N
S$:PRINT"{3 CRSR DNs}{14 CRSR RTs}PLEAS
E WAIT{CTRL 0}" :REM*194
555 INPUT#2,IM:IFIM=0THEN580 :REM*171
560 FORK=0TOVB%:INPUT#2,V(K),D(K),R(K),LP(K
),HP(K):NEXT :REM*146
565 FORI=1TOIM:FORK=0TOVB%:INPUT#2,H%(K,I),
L%(K,I),C%(K,I):NEXT :REM*17
570 PRINT"{HOME}{7 CRSR DNs}{17 CRSR RTs}{C
TRL 9}{CTRL 8}";TI$:NEXT :REM*194
575 IFIM<>0THENCLOSE2:RETURN :REM*243
580 PRINT"(SHFT CLR){2 CRSR DNs}{5 CRSR RTs
}{CTRL 9}{COMD 3}FILE NOT FOUND {CTRL 0
}{CTRL 2}":CLOSE2:GOTO535 :REM*244
585 PRINT"(SHFT CLR)":PRINT"{3 CRSR DNs}{4
CRSR RTs}{COMD 6}INSERT DISK INTO DRIVE
{CTRL 2}":PRINT"{2 CRSR DNs}{2 CRSR RTs
}ENTER S TO SAVE" :REM*91
590 PRINT"{2 CRSR DNs}{2 CRSR RTs}{COMD 3}E
NTER N IF YOU CHANGE YOUR MIND{CTRL 2}"
:REM*176
595 GETA3$:IFA3$=""THEN595 :REM*77
600 IFA3$="N"THEN200 :REM*206
605 IFA3$="S"THEN615 :REM*175
610 GOTO595 :REM*110
615 X$=",":INPUT"(SHFT CLR){2 CRSR DNs}{2 C
RSR RTs}NAME OF SONG";NS$ :REM*255
620 OPEN2,8,2,"00:"+NS$+",S,W :REM*22
625 PRINT"(CRSR DN){10 CRSR RTs}{CTRL 9}SAV
ING SONG TO DISK{CTRL 0}":PRINT#2,IM
:REM*161
630 FORK=0TOVB%:PRINT#2,V(K)X$D(K)X$(K)X$L
P(K)X$HP(K):NEXT :REM*170
635 FORI=1TOIM:FORK=0TOVB%:PRINT#2,H%(K,I)X
$L%(K,I)X$C%(K,I):NEXT:NEXT :REM*103
640 CLOSE2:RETURN :REM*12
645 REM CHANGE NOTE AND OCTAVE :REM*247
650 PRINT"(SHFT CLR){8 CRSR DNs}{2 CRSR RTs
}{COMD 6}ENTER VOICE{CTRL 2}{0,1,OR 2}"
;:INPUTK :REM*240
655 IFK>2THENPRINT"(SHFT CLR){42 SPACES}{3
SHFT CLRs)":GOTO650 :REM*115
660 PRINT"(SHFT CLR){10 CRSR DNs}{3 CRSR RT
s}{COMD 6}ENTER MEASURE # FOR NOTE"
:REM*164
665 PRINT"{3 CRSR RTs}YOU WISH TO{2 SPACES}
CHANGE{CTRL 2}" :REM*243
670 INPUT"{2 CRSR DNs}{3 CRSR RTs}{CTRL 9}{
COMD 6}ENTER THIS NUMBER{CTRL 0}{CTRL 2
}";E1 :REM*76
675 E2=INT(E1):E=E2:IFE<0THENE=0 :REM*59
680 F=(E1-E2)*16 :REM*52
685 I=16*E+F :REM*73
690 PRINT"(SHFT CLR){10 CRSR DNs}{2 CRSR RT
s}{COMD 6}ENTER NEW NOTE, OCTAVE, AND D
URATION# {CTRL 2}" :REM*38
695 PRINT"{2 CRSR DNs}{4 CRSR RTs}{CTRL 9}{
CTRL 2}DO NOT {CTRL 0}{CTRL 2}{COMD 3}
CHANGE {CTRL 2}THE DURATION #." :REM*61
700 INPUTNP$,NO,ND :REM*8
705 GOSUB715:GOTO305 :REM*39
710 INPUT"(CRSR RT){COMD 3}N,{COMD 6}O,{COM
D 7}D{CTRL 2}";NP$,NO,ND :REM*42
715 IFNP$=""0"THENNM=0:RETURN :REM*27
720 IFNP$="S"THENNM=-128*ND:RETURN :REM*4
725 IFNP$="C"THENNP=0 :REM*191
730 IFNP$="C#"THENNP=1 :REM*70
735 IFNP$="D#"THENNP=1 :REM*81
740 IFNP$="D"THENNP=2 :REM*78
745 IFNP$="D#"THENNP=3 :REM*87
750 IFNP$="E#"THENNP=3 :REM*100
755 IFNP$="E"THENNP=4 :REM*225
760 IFNP$="F"THENNP=5 :REM*38
765 IFNP$="F#"THENNP=6 :REM*239
770 IFNP$="G"THENNP=6 :REM*253
775 IFNP$="G"THENNP=7 :REM*184
780 IFNP$="G#"THENNP=8 :REM*1
785 IFNP$="A#"THENNP=8 :REM*6
790 IFNP$="A"THENNP=9 :REM*65
795 IFNP$="A#"THENNP=10 :REM*182
800 IFNP$="B#"THENNP=10 :REM*193
805 IFNP$="B"THENNP=11 :REM*230
810 IFNP$="C#"THENNP=11 :REM*207
815 NM=128*ND+16*NO+NP :REM*16
820 RETURN :REM*113
825 PRINT"(SHFT CLR)" :REM*50
830 PRINT"{4 CRSR DNs}{3 CRSR RTs}{COMD 6}P
RESS F1..F3..F5..F7" :REM*239
835 PRINT"(CRSR DN){3 CRSR RTs}FOR UNUSUAL
HARMONICS{CTRL 2}" :REM*22
840 GET B$:IFB$=""THEN840 :REM*61
845 POKES+24,15 :REM*248
850 IF B$="{FUNCT 1}"THENPOKES+5,9:POKES+6,
90:POKES+12,8:POKES+13,9 :REM*247
855 IFB$="{FUNCT 1}"THENPOKES+19,6:POKES+20
,69:GOTO425 :REM*130
860 IFB$="{FUNCT 3}"THENPOKES+5,63:POKES+6,
240:POKES+12,113:POKES+13,53 :REM*23
865 IFB$="{FUNCT 3}"THENPOKES+19,119:POKES+
20,7:GOTO425 :REM*18
870 IFB$="{FUNCT 5}"THENPOKES+5,36:POKES+6,
197:POKES+12,53:POKES+13,53:POKES+10,6
:REM*233
875 IFB$="{FUNCT 5}"THENPOKES+19,119:POKES+
20,7:GOTO425 :REM*156
880 IFB$="{FUNCT 7}"THENPOKES+5,15:POKES+6,
240:POKES+12,10:POKES+13,167:POKES+10,0
:REM*157
885 IFB$="{FUNCT 7}"THENPOKES+19,119:POKES+
20,240:GOTO425 :REM*2
890 RETURN :REM*183
895 CLR:POKE53280,11:PRINT"(SHFT CLR){CRSR
DN}{10 CRSR RTs}{CTRL 9}KEYBOARD FUNCTI
ON{CTRL 0}" :REM*238
900 PRINT"(CRSR DN){CRSR RT}{COMD 6}F1..F3.
.F5..F7..SELECT OCTAVES{CTRL 2}"
:REM*211
905 PRINT"(CRSR RT){COMD 7}F2..F4..F6..SELE
CT WAVEFORMS.{CTRL 2}" :REM*112
910 PRINT"(CRSR RT){COMD 5}F8..MAINTAINS A
NOTE TILL NEXT NOTE" :REM*119
915 PRINT"(CRSR RT)IS PLAYED{CTRL 2}"
:REM*214
920 PRINT"(CRSR DN){CRSR RT}{COMD 6}PRESSIN
G SPACEBAR SELECTS SOLO OR" :REM*189

```

Listing 1 continued.

```

925 PRINT"(CRSR RT)POLYPHONIC SOUND."
      :REM*190
930 PRINT"(CRSR DN){3 CRSR RTs}{COMD 1}NOTE
S AND CORRESPONDING KEY CHART{CTRL 2}"
      :REM*13
935 PRINT"(CRSR RT){COMD 6}NOTE..C C# D D#
E F F# G G# A A# B C{CTRL 2}"
      :REM*18
940 PRINT "(CRSR RT)KEY...Q 2(2 SPACES)W 3(
2 SPACES)E R 5(2 SPACES)T 6(2 SPACES)Y
7(2 SPACES)U I "
      :REM*77
945 PRINT"(CRSR DN){CRSR RT}{COMD 6}NOTES C
ONT. C# D D# E F F# G G# A{CTRL 2}"
      :REM*152
950 PRINT"(CRSR RT)KEYS(2 SPACES)CONT. 9(2
SPACES)O 0(2 SPACES)P @ -(2 SPACES)* {L
B.}(2 SPACES){UP ARROW}"
      :REM*227
955 PRINT"{2 CRSR DNs}{5 CRSR RTs}{CTRL 9}{
CTRL 2}PRESS(2 SPACES){COMD 6} Z FOR MA
IN PROGRAM{CTRL 0}{CTRL 2}"
      :REM*238
960 S=54272:DIMX(26):DIMY(255):FORI=0TO28:P
OKES+I,0:NEXT
      :REM*191
965 X1=7040:FORI=1TO26:X(27-I)=X1*5.8+30:X1
=X1/2(UP ARROW)(1/12):NEXT
      :REM*14
970 Y$="Q2W3ER5T6Y7UI9O0P0e-*(LB.){UP ARROW}
"
      :REM*185
975 FORI=1TOLEN(Y$):Y(ASC(MID$(Y$,I)))=I:NE
XT
      :REM*204
980 AT=0:DE=0:SU=15:RE=10:SR=SU*16+RE:AD=AT
*16+DE:WV=16:W=0:M=1:OC=4:HB=256
      :REM*129
985 Z=0
      :REM*224
990 FORI=0TO2:T=I*7:POKES+5+T,AD:POKES+6+T,
SR
      :REM*165

```

```

995 POKES+2+T,4000AND255:POKES+3+T,4000/256
      :NEXT:POKES+24,15
      :REM*252
1000 GETD$:IFD$=""THEN1000
      :REM*57
1005 FR=Y(ASC(D$)):IFFR=ZTHEN1035
      :REM*172
1010 FR=X(FR)/M:T=V*7:CR=S+T+4:POKES+5+T,Z:
      :REM*129
      :POKES+6+T,Z
1015 POKECR,8:POKECR,Z:POKES+T,FR-HB*INT(FR
/HB):POKES+1+T,FR/HB
      :REM*6
1020 POKES+5+T,AD:POKES+6+T,SR:POKECR,WV+1:
FORI=1TO50*AT:NEXT:POKECR,WV
      :REM*181
1025 IFP=1THENV=V+1:IFV=3THENV=0
      :REM*45
1030 GOTO1000
      :REM*208
1035 IFD$="{FUNCT 1}"THENM=1:OC=4:GOTO1000
      :REM*221
1040 IFD$="{FUNCT 3}"THENM=2:OC=3:GOTO1000
      :REM*114
1045 IFD$="{FUNCT 5}"THENM=4:OC=2:GOTO1000
      :REM*21
1050 IFD$="{FUNCT 7}"THENM=8:OC=1:GOTO1000
      :REM*216
1055 IFD$="{FUNCT 2}"THENW=0:WV=16:GOTO1000
      :REM*219
1060 IFD$="{FUNCT 4}"THENW=1:WV=32:GOTO1000
      :REM*102
1065 IFD$="{FUNCT 6}"THENW=2:WV=64:GOTO1000
      :REM*9
1070 IFD$="{FUNCT 8}"THENW=0:WV=17:GOTO1000
      :REM*112
1075 IFD$="Z"THENPOKES+24,0:RUN5
      :REM*203
1080 IFD$=""THENP=1-P:GOTO1000
      :REM*244
1085 GOTO1000
      :REM*7

```

Circle 205 on Reader Service card.

VCR USERS:

AT LAST—AN ANSWER!

Use your computer to:

- immediately locate anything you have on your tapes.
- generate a list of exactly what you have on your tapes, either alphabetically or in order of length.
- instantly find the best spot on your tapes to record new material.
- be certain that you won't accidentally erase something you don't want to.
- and much, much more, quickly and effortlessly.

with **VideoFile**, the first and only computer program specifically designed to solve all the problems of the home video user. **VideoFile** is so logically written and fun to use, any member of the family can learn to use it in minutes! Say goodbye to the scraps of paper and the messy scribbled tape boxes, and get **VideoFile**!

Realizing that **VideoFile** is its own best salesman, we've prepared a demo disk for \$10.00 (return it for \$10.00 credit towards **VideoFile**!)

Available now: **VideoFile** for the Commodore-64. Due in October: **VideoFiles** for IBM compatibles and Apple II.

VideoFile

Box 480210, Dept. R4, Los Angeles, CA 90048

- Send **VideoFile** disk for the C-64. (\$49.95)
 Send **VideoFile** C-64 demo disk. (\$10.00)
 Please let me know when **VideoFile** is available for: IBM compatibles Apple II

Name _____

Address _____

City _____ State _____ Zip _____

(CA residents must include \$3.25 tax, \$0.65 for the demo)

Circle 122 on Reader Service card.

COMPBANK—64

- REPLACES YOUR MANUAL CHECKBOOK.
- PRINTS CHECKS!!!
- STORES DATA FOR LATER USE.
- KEEPS TRACK OF CHECKS OUTSTANDING.
- LISTS BY DATE OR ACCOUNT NUMBER ON SCREEN OR PRINTER.
- AUTOMATIC RECONCILIATION.

ORDER COMPBANK—64

\$19.95 PLUS \$2.00 S&H

FLA. RES. ADD 5% TAX

INCLUDES MANUAL

REQUIRES DISK DRIVE. ALSO REQUIRES ADDITIONAL FORMS TO PRINT CHECKS

SUNRISE SOFTWARE



8901 NW 26 ST
SUNRISE, FL 33322

MOVING? SUBSCRIPTION PROBLEM?

Get help with your subscription by calling our new toll free number:

1-800-227-5782*

between 9 a.m. and 5 p.m. EST,
Monday-Friday.

If possible, please have your mailing label in front of you as well as your cancelled check or credit card statement if you are having problems with payment.

If moving, please give both your old address and new address.

* New York State residents call 1-800-732-9119.

Checksums for *RUN* 1985 Programs

Last February, in response to many reader inquiries, we began a series of checksum listings for programs published in 1985 before our C-64 checksum program, *64 Perfect Typist*, appeared in September. August was covered in February. Below, you will find the July programs' checksum listings.

To use the checksums, you must first load and run *64 Perfect Typist* (see *How to Type Listings*, on page 110); then get out your July issue and begin typing in any program you find in the listings below. Every time you hit the return key, a number from 0 to 255 will appear. If you enter a line correctly, the number following the ":REM*" next to the line number will appear.

If you have already entered one of the programs from July and desire to check it for accuracy, simply enter *64 Perfect Typist*, list lines individually or in small groups and position the cursor on the line you want to check. Next, press the return key, and, if you've entered the line correctly, the number that appears below the line will match the number following the ":REM*" in the listings.

You can look forward to seeing more of these listings of 1985 programs in subsequent 1986 issues of *RUN*.

Datafile Fast Print, by Mike Konshak, July, p. 30.

1500	:REM*215	1612	:REM*208	1724	:REM*242	1838	:REM*145	1948	:REM*249
1502	:REM*221	1614	:REM*122	1726	:REM*142	1840	:REM*35	1950	:REM*183
1504	:REM*23	1616	:REM*68	1728	:REM*208	1842	:REM*11	1952	:REM*17
1506	:REM*237	1618	:REM*254	1730	:REM*42	1844	:REM*169	1954	:REM*217
1508	:REM*219	1620	:REM*40	1732	:REM*224	1846	:REM*85	1956	:REM*193
1510	:REM*197	1622	:REM*106	1734	:REM*112	1848	:REM*151	1958	:REM*81
1512	:REM*51	1624	:REM*234	1736	:REM*178	1850	:REM*141	1960	:REM*187
1514	:REM*41	1626	:REM*200	1738	:REM*252	1852	:REM*115	1962	:REM*115
1516	:REM*107	1628	:REM*42	1740	:REM*90	1854	:REM*247	1964	:REM*95
1518	:REM*95	1630	:REM*28	1742	:REM*222	1856	:REM*243	1966	:REM*63
1520	:REM*243	1632	:REM*30	1744	:REM*46	1858	:REM*239	1968	:REM*205
1522	:REM*241	1634	:REM*32	1746	:REM*96	1860	:REM*193	1970	:REM*207
1524	:REM*51	1636	:REM*170	1748	:REM*28	1862	:REM*25	1972	:REM*213
1526	:REM*141	1638	:REM*126	1750	:REM*0	1864	:REM*221	1974	:REM*215
1528	:REM*129	1640	:REM*206	1752	:REM*66	1866	:REM*87	1976	:REM*127
1530	:REM*3	1642	:REM*140	1754	:REM*132	1868	:REM*131	1978	:REM*71
1532	:REM*47	1644	:REM*34	1756	:REM*242	1870	:REM*233	1980	:REM*57
1534	:REM*95	1646	:REM*26	1758	:REM*174	1872	:REM*213	1982	:REM*177
1536	:REM*56	1648	:REM*130	1762	:REM*150	1874	:REM*45	1984	:REM*123
1538	:REM*170	1650	:REM*176	1764	:REM*32	1876	:REM*35	1986	:REM*213
1540	:REM*42	1652	:REM*138	1766	:REM*26	1878	:REM*1	1988	:REM*51
1542	:REM*38	1654	:REM*230	1768	:REM*70	1880	:REM*51	1990	:REM*69
1544	:REM*114	1656	:REM*2	1770	:REM*76	1882	:REM*75	1992	:REM*85
1546	:REM*196	1658	:REM*192	1772	:REM*38	1884	:REM*165	1994	:REM*119
1548	:REM*246	1660	:REM*188	1774	:REM*134	1886	:REM*109	1996	:REM*247
1550	:REM*240	1662	:REM*60	1776	:REM*26	1888	:REM*179	1998	:REM*77
1552	:REM*238	1664	:REM*24	1778	:REM*66	1890	:REM*173	2000	:REM*225
1554	:REM*158	1666	:REM*174	1780	:REM*134	1892	:REM*85	2002	:REM*11
1556	:REM*190	1668	:REM*164	1782	:REM*192	1894	:REM*65	2004	:REM*149
1558	:REM*126	1670	:REM*234	1784	:REM*48	1896	:REM*209	2006	:REM*47
1560	:REM*106	1672	:REM*84	1786	:REM*248	1898	:REM*67	2008	:REM*153
1562	:REM*140	1674	:REM*152	1788	:REM*244	1900	:REM*173	2010	:REM*245
1564	:REM*132	1676	:REM*194	1790	:REM*110	1902	:REM*141	2012	:REM*219
1566	:REM*220	1678	:REM*220	1792	:REM*45	1904	:REM*151	2014	:REM*97
1568	:REM*96	1680	:REM*196	1794	:REM*185	1906	:REM*28	2016	:REM*155
1570	:REM*224	1682	:REM*244	1796	:REM*95	1908	:REM*221	2018	:REM*161
1572	:REM*124	1684	:REM*210	1798	:REM*215	1910	:REM*35	2020	:REM*41
1574	:REM*64	1686	:REM*14	1800	:REM*253	1912	:REM*19	2022	:REM*3
1576	:REM*208	1688	:REM*44	1802	:REM*105	1914	:REM*49	2024	:REM*99
1578	:REM*214	1690	:REM*220	1804	:REM*141	1916	:REM*213	2026	:REM*69
1580	:REM*252	1692	:REM*72	1806	:REM*127	1918	:REM*63	2028	:REM*83
1582	:REM*212	1694	:REM*162	1808	:REM*73	1920	:REM*191	2030	:REM*23
1584	:REM*124	1696	:REM*214	1810	:REM*131	1922	:REM*3	2032	:REM*161
1586	:REM*50	1698	:REM*114	1812	:REM*145	1924	:REM*53	2034	:REM*239
1588	:REM*132	1700	:REM*64	1814	:REM*205	1926	:REM*193	2036	:REM*243
1590	:REM*250	1702	:REM*164	1816	:REM*115	1928	:REM*241	2038	:REM*209
1592	:REM*152	1704	:REM*36	1818	:REM*235	1930	:REM*67	2040	:REM*79
1594	:REM*72	1706	:REM*178	1820	:REM*17	1932	:REM*147	2042	:REM*11
1596	:REM*68	1708	:REM*176	1822	:REM*125	1934	:REM*239	2044	:REM*167
1598	:REM*232	1710	:REM*202	1824	:REM*119	1936	:REM*209	2046	:REM*235
1600	:REM*188	1712	:REM*84	1826	:REM*87	1938	:REM*209	2048	:REM*250
1602	:REM*176	1714	:REM*8	1828	:REM*67	1940	:REM*121	2050	:REM*238
1604	:REM*234	1716	:REM*246	1830	:REM*221	1942	:REM*121	2052	:REM*220
1606	:REM*82	1718	:REM*56	1832	:REM*43	1944	:REM*97		
1608	:REM*96	1720	:REM*18	1834	:REM*119	1946	:REM*153		
1610	:REM*148	1722	:REM*122	1836	:REM*11		:REM*159		

Listing 1. K-PIC-Converter program.

```

100 :REM*230 390 :REM*115 640 :REM*162 890 :REM*199 1140 :REM*134
110 :REM*52 400 :REM*9 650 :REM*242 900 :REM*193 1150 :REM*44
140 :REM*158 410 :REM*141 660 :REM*172 910 :REM*121 1160 :REM*198
150 :REM*22 420 :REM*175 670 :REM*60 920 :REM*157 1170 :REM*126
160 :REM*204 430 :REM*65 680 :REM*196 930 :REM*233 1180 :REM*88
190 :REM*204 440 :REM*29 690 :REM*170 940 :REM*183 1190 :REM*0
200 :REM*190 450 :REM*59 700 :REM*212 950 :REM*15 1200 :REM*154
210 :REM*218 460 :REM*215 710 :REM*176 960 :REM*253 1205 :REM*161
220 :REM*240 470 :REM*109 720 :REM*150 970 :REM*181 1210 :REM*56
230 :REM*76 480 :REM*207 730 :REM*208 980 :REM*121 1220 :REM*76
240 :REM*128 490 :REM*91 740 :REM*10 990 :REM*231 1230 :REM*98
250 :REM*96 500 :REM*103 750 :REM*118 1000 :REM*41 1240 :REM*52
260 :REM*105 510 :REM*231 760 :REM*110 1010 :REM*195 1250 :REM*32
270 :REM*229 520 :REM*0 770 :REM*15 1020 :REM*169 1260 :REM*216
280 :REM*1 530 :REM*122 780 :REM*85 1030 :REM*68 1270 :REM*10
290 :REM*25 540 :REM*236 790 :REM*131 1040 :REM*252 1280 :REM*151
300 :REM*147 550 :REM*222 800 :REM*77 1050 :REM*54 1290 :REM*71
310 :REM*115 560 :REM*184 810 :REM*71 1060 :REM*98 1300 :REM*31
320 :REM*167 570 :REM*162 820 :REM*31 1070 :REM*70 1310 :REM*121
330 :REM*39 580 :REM*60 830 :REM*131 1080 :REM*118 1320 :REM*103
340 :REM*187 590 :REM*90 840 :REM*93 1090 :REM*70
350 :REM*101 600 :REM*220 850 :REM*167 1100 :REM*138
360 :REM*207 610 :REM*160 860 :REM*177 1110 :REM*66
370 :REM*85 620 :REM*212 870 :REM*47 1120 :REM*6
380 :REM*227 630 :REM*110 880 :REM*15 1130 :REM*238
    
```

Listing 2. K-PIC-Converter example program.

```

100 :REM*100 145 :REM*205 9000 :REM*139 9095 :REM*146 9200 :REM*77
101 :REM*77 146 :REM*122 9010 :REM*205 9100 :REM*129 9205 :REM*0
102 :REM*120 147 :REM*249 9020 :REM*249 9110 :REM*145 9210 :REM*13
103 :REM*231 150 :REM*78 9030 :REM*77 9120 :REM*147 9220 :REM*224
104 :REM*148 160 :REM*60 9040 :REM*173 9130 :REM*85 9225 :REM*53
105 :REM*81 170 :REM*160 9041 :REM*92 9140 :REM*17 9230 :REM*244
106 :REM*114 180 :REM*142 9045 :REM*124 9145 :REM*196 9240 :REM*34
110 :REM*100 190 :REM*160 9050 :REM*13 9150 :REM*175
115 :REM*217 200 :REM*4 9060 :REM*169 9160 :REM*113
120 :REM*24 210 :REM*212 9070 :REM*169 9170 :REM*147
130 :REM*232 219 :REM*195 9080 :REM*43 9180 :REM*101
140 :REM*78 220 :REM*228 9090 :REM*223 9190 :REM*179
    
```

Watch Your Speed!, by Joseph J. Shaughnessy; July, p. 46; (Listing 2).

```

10 :REM*154 210 :REM*142 410 :REM*213 610 :REM*160 810 :REM*211
20 :REM*196 220 :REM*206 420 :REM*191 620 :REM*46 820 :REM*203
30 :REM*136 230 :REM*240 430 :REM*191 630 :REM*250 830 :REM*3
40 :REM*124 240 :REM*234 440 :REM*243 640 :REM*150 840 :REM*193
50 :REM*226 250 :REM*158 450 :REM*171 650 :REM*230 850 :REM*103
60 :REM*44 260 :REM*145 460 :REM*123 660 :REM*44 860 :REM*207
70 :REM*44 270 :REM*183 470 :REM*205 670 :REM*198 870 :REM*213
80 :REM*224 280 :REM*191 480 :REM*17 680 :REM*34 880 :REM*65
90 :REM*80 290 :REM*231 490 :REM*37 690 :REM*238 890 :REM*143
100 :REM*72 300 :REM*13 500 :REM*37 700 :REM*220 900 :REM*43
110 :REM*222 310 :REM*105 510 :REM*111 710 :REM*72 910 :REM*21
120 :REM*14 320 :REM*123 520 :REM*52 720 :REM*152 920 :REM*61
130 :REM*168 330 :REM*227 530 :REM*2 730 :REM*212 930 :REM*65
140 :REM*204 340 :REM*47 540 :REM*106 740 :REM*96 940 :REM*179
150 :REM*180 350 :REM*61 550 :REM*170 750 :REM*64 950 :REM*13
160 :REM*218 360 :REM*215 560 :REM*14 760 :REM*150 960 :REM*189
170 :REM*82 370 :REM*91 570 :REM*250 770 :REM*83 970 :REM*41
180 :REM*182 380 :REM*17 580 :REM*34 780 :REM*145
190 :REM*200 390 :REM*209 590 :REM*92 790 :REM*153
200 :REM*60 400 :REM*179 600 :REM*158 800 :REM*165
    
```

A High-Performance Turtle, by Richard Holleran; July, p. 26.

Listing 1. Turtle Graphics program.

```

10 :REM*52 160 :REM*134 320 :REM*61
20 :REM*120 170 :REM*48 330 :REM*163
30 :REM*218 180 :REM*96 339 :REM*82
40 :REM*254 190 :REM*42 340 :REM*213
50 :REM*136 200 :REM*96 350 :REM*97
60 :REM*178 210 :REM*248 360 :REM*195
70 :REM*72 219 :REM*215 370 :REM*131
80 :REM*4 220 :REM*10 380 :REM*241
90 :REM*120 230 :REM*136 390 :REM*189
95 :REM*151 240 :REM*80 400 :REM*183
99 :REM*93 250 :REM*228 410 :REM*45
100 :REM*52 260 :REM*21 420 :REM*129
110 :REM*76 270 :REM*239 430 :REM*235
120 :REM*164 280 :REM*53 440 :REM*221
130 :REM*46 290 :REM*91 450 :REM*53
140 :REM*244 300 :REM*137
150 :REM*16 310 :REM*149
    
```

Listing 2.

Turtle Graphics
Demonstration program.

```

1 :REM*255 90 :REM*176
10 :REM*126 100 :REM*190
20 :REM*110 110 :REM*24
30 :REM*144 120 :REM*230
40 :REM*66 130 :REM*242
50 :REM*86 140 :REM*136
60 :REM*230 299 :REM*134
70 :REM*10 300 :REM*197
80 :REM*42
    
```


100	:REM*166	285	:REM*122	930	:REM*141	2120	:REM*56	9072	:REM*49
110	:REM*152	286	:REM*199	940	:REM*37	9000	:REM*205	9073	:REM*184
115	:REM*165	288	:REM*127	950	:REM*31	9010	:REM*185	9074	:REM*181
120	:REM*116	294	:REM*67	955	:REM*68	9020	:REM*225	9075	:REM*30
130	:REM*180	295	:REM*106	958	:REM*85	9030	:REM*81	9076	:REM*181
140	:REM*206	300	:REM*21	960	:REM*253	9031	:REM*104	9077	:REM*182
150	:REM*126	302	:REM*113	970	:REM*181	9032	:REM*35	9078	:REM*201
160	:REM*136	305	:REM*190	1000	:REM*109	9033	:REM*48	20000	:REM*146
165	:REM*167	310	:REM*67	1010	:REM*27	9034	:REM*197	20005	:REM*55
170	:REM*160	320	:REM*103	1020	:REM*129	9035	:REM*4	20010	:REM*156
200	:REM*12	330	:REM*55	1030	:REM*242	9036	:REM*117	20015	:REM*101
202	:REM*28	340	:REM*183	1040	:REM*164	9037	:REM*196	20020	:REM*4
204	:REM*132	400	:REM*187	1050	:REM*152	9038	:REM*155	20030	:REM*220
210	:REM*152	410	:REM*131	1060	:REM*224	9039	:REM*96	20040	:REM*208
220	:REM*6	420	:REM*141	1070	:REM*72	9040	:REM*253	20050	:REM*136
230	:REM*90	500	:REM*51	1075	:REM*217	9041	:REM*250	30000	:REM*227
235	:REM*185	510	:REM*93	1080	:REM*52	9042	:REM*131	30002	:REM*83
242	:REM*216	520	:REM*72	1090	:REM*128	9043	:REM*222	30004	:REM*231
243	:REM*75	530	:REM*252	1100	:REM*56	9044	:REM*125	30005	:REM*146
244	:REM*184	534	:REM*164	2000	:REM*103	9045	:REM*204	30009	:REM*210
245	:REM*139	535	:REM*239	2010	:REM*101	9046	:REM*163	30010	:REM*17
246	:REM*2	536	:REM*248	2020	:REM*123	9047	:REM*72	30020	:REM*133
247	:REM*185	540	:REM*60	2030	:REM*221	9048	:REM*153	30030	:REM*27
248	:REM*146	542	:REM*138	2040	:REM*21	9049	:REM*42	30040	:REM*95
249	:REM*109	545	:REM*131	2041	:REM*64	9050	:REM*101	30050	:REM*91
250	:REM*200	550	:REM*88	2042	:REM*17	9051	:REM*92	30060	:REM*149
251	:REM*209	560	:REM*114	2043	:REM*176	9052	:REM*133	30070	:REM*249
252	:REM*26	575	:REM*115	2044	:REM*157	9053	:REM*212	30080	:REM*161
254	:REM*160	580	:REM*44	2045	:REM*242	9054	:REM*171	30090	:REM*83
270	:REM*169	610	:REM*62	2046	:REM*9	9063	:REM*142	30100	:REM*229
272	:REM*219	615	:REM*105	2047	:REM*214	9064	:REM*7	30110	:REM*17
273	:REM*154	635	:REM*213	2048	:REM*150	9065	:REM*58	30140	:REM*75
275	:REM*30	638	:REM*212	2049	:REM*209	9066	:REM*91	30150	:REM*159
280	:REM*131	640	:REM*172	2050	:REM*250	9067	:REM*178	30160	:REM*31
281	:REM*2	650	:REM*116	2051	:REM*13	9068	:REM*149	30170	:REM*137
282	:REM*35	900	:REM*171	2052	:REM*222	9069	:REM*228		
283	:REM*244	910	:REM*43	2053	:REM*13	9070	:REM*187		
284	:REM*115	920	:REM*191	2054	:REM*242	9071	:REM*32		

Circle 199 on Reader Service card.

Circle 151 on Reader Service card.

Circle 127 on Reader Service card.

HAS YOUR DISK SLIPPED?
GET A DISK-DOCK!™

CARBO TECH

NEW PRODUCT!

INDIVIDUAL FLOPPY DISK HOLDER

ONLY \$2.50* (per set of two)

Adhesive Backed Dark Brown



DISK-DOCK™

*Plus \$1.00 S&H or 2 sets for \$5.00 includes S&H (saves you \$2.00)

CARBO TECH, INC.
P.O. BOX 652
SNELLVILLE, GA 30278
404-979-6124

30 Day Money Back Guarantee!

Visa, M/C, Personal Check, Money Order & COD accepted. COD add \$2.00. GA residents please add 4% sales tax

DEALER INQUIRIES WELCOMED!

NOW GET TRUE DESCENDERS FOR 801, 1525, 803, GP-100, HUSH 80 & SIMILAR PRINTERS

From the Descender ROM People



ARTS SAMPLE ACTUAL SIZE

FEATURING:

- True descenders
- A pleasing alternative
- Uniform character formation
- No change in graphic capability
- No change in software compatibility
- No change in printer operation
- North American standard font
- Complete instructions
- Easy installation
- No soldering

\$39.95 Cdn \$29.95 U.S.
(Please Indicate Your Printer)

Ont. Residents add 7% Prov. Sales Tax
Cheque, Money Order, Visa or MasterCard



WILANTA ARTS
6943 Barrisdale Dr.
Mississauga Ont.
L5N 2H5

1-416-858-9298

Get a Wilanta Descender ROM Today and make your old nightmare Just a font memory of yesterday!

C64, VIC20 POWER SUPPLY **300 Baud Modem** **\$37.95**



AUTO DIAL, AUTO ANSWER, UPLOAD & DOWNLOAD

PS01 **\$29.95**

ULTRA LOW EXTRA POWER TO TAKE CARE OF EXTRA LOADS AND HEATING PROBLEMS. BEATS THE ORIGINAL.

OUTPUT	MAXTRON	COMMODORE
5V DC	1.7A	1.2A
9V AC	1.0A	0.8A

Surge Protected & Noise Filtered Power Center. (PO01) \$59.95



PO01

TAKES CARE OF SURGE & NOISE FROM POWER SOURCE. 64 LIGHTS SWITCHES. CONVENIENT CONTROL. FINE OUTLETS. UL LISTED STANDARD CIRCUIT BREAKER. 1/8" HOLES FOR NEON-COLOR SLIM CASE TO TAKE UP SPACE UNDER YOUR MONITOR.

Joystick Extension For C128 \$2.00

DATA SETTE \$19.95
FUNCTION SAME AS VIC 1530. EXCEPT PRICE.

Surge Protected Power Outlets (PO02) \$15.95

Graphic Mouse \$59.95
EASY TO USE PROGRAM TO DRAW PICTURE ON SCREEN.

Dual 5.25" Disk Drive for C64



DD04 **\$339.95**

TWO SUPER DRIVES IN A COMPACT CASE. FASTER. QUIETER. MORE RELIABLE THAN THE ORIGINAL DRIVE. CONVENIENT FOR MAKING BACK-UP.

ALSO SUPPLY **IBM COMPATIBLE MEMORY SAVER**

\$959.00 COMPLETE TURBO SYSTEM: 6.77MHZ, 256K RAM, EXPANDABLE 640K 12" MON. MONITOR, 2 DRIVES, CALENDAR, CLOCK, PRINTER, SERIAL, GAME

MAXTRON 1825A DUFFEE AVE. S. EL MONTE, CA 91733 (818) 350-5707 **VISA & MASTERCARD ACCEPTED**

SHIPPING & HANDLING \$4.00 EACH EXCEPT COMM. \$10.00 (PO01) \$10.00 (C64) \$10.00 (C128)
DEALERS WELCOMED

C64 Controlled R/C Robot



11.3" TALL, PROGRAMMABLE THROUGH C64 AND REMEMBER UP TO HALF HOUR MOVEMENT COMMANDS. BREAKS YOU KNOW THROUGH THE REMOTE CONTROL. HANDBUILT

C64 COVERS

PRINTERS • SYSTEMS • EXPANSION UNIT
• CUSTOM FIT • LIGHT TAN •
• LIFETIME WARRANTY •
• WASHABLE •

VIC-20/C-64 COMPUTER
C-1541 DISK DRIVE
C-1530 DATASETTE
C-1525 PRINTER
MPS-801 PRINTER
GEMINI-10/10X PRINTER
EPSON FX80 PRINTER
1701/1702 MONITOR
• ALL COVERS •
• \$6.95 each •

30 DAYS WARRANTY FOR MOST ITEMS



By **JIM STRASMA**

Do you have a problem or question about your Commodore computer? Commodore Clinic can help. Just send your question on a postcard (limit of one question per card) to:

*Jim Strasma
Commodore Clinic
PO Box 6100
Macomb, IL 61455*

Queries are answered only through this column, and, due to the volume of mail, only questions likely to appeal to the majority of our readers can be published.

HARDWARE

Q: I use a C-128 with a Zenith monochrome monitor. I rigged up the system with two cables and a switch so I can use both 40 and 80 columns. I used a three-conductor audio cable so I can have sound, but I can't figure out which pin to hook it to on the RGB connector. The book doesn't list an audio-out pin, but there has to be one.

*Harry Cowles
San Diego, CA*

A: Actually, there doesn't have to be any separate audio pin for sound in 80-column mode. The SID chip still works in its usual fashion and through its usual connector, even in 80-column mode. Since there is already an audio-out pin on the 40-column video connector, there's no need for an additional audio pin in the RGB connector, and none is provided.

Q: I am going to purchase a printer and use it, if possible, at the same time as a

modem. However, if I buy a non-Commodore printer, both accessories plug into the parallel port. What can I purchase that will allow me to use both at the same time?

*Sean Hull
Schenectady, NY*

A: Unless you have a Plus/4, I would not count on using both a printer and a modem simultaneously, because most Commodore computers (with the exception of the Plus/4) utilize one I/O chip for both modem and printer operations. This chip can't perform both functions at once.

One cure is to use them alternately, storing text to be printed in memory until you can pause your modem conversation long enough to print what is in memory. Many terminal programs allow this.

As for plugging non-Commodore printers into the parallel port, it isn't necessary and I don't recommend it. The normal way to control most printers from current Commodore computers is via the serial bus, and special interfaces to make this possible are widely available at reasonable cost. The problem is that the parallel port on most Commodore computers is not a Centronics parallel printer port, such as you find on most printers; rather, it is an experimenter's port, not intended to be compatible with other parallel devices. It is, however, almost compatible with serial RS-232 devices, and makes a good modem port.

Q: I have a C-64 with a C2N Datassette. On the end of the cassette plug is a thin

wire, trailing away from the main plug. Where does this wire go?

*Thomas Lovie
Address not given*

A: That wire hooks up to a nut and bolt on the back of Commodore's 8000-series computers. When using the C2N with a 64, there are only two safe things to do with the wire. One is to wrap it around the main cord and cover it completely with electrical tape, in case you ever have a computer that can use it. The other is to cut it off entirely. Be sure to do one or the other; if you leave it hanging around loose, it could damage your computer's electrical components.

Q: Since parallel data transfer is faster than serial, why do you think Commodore has stuck with serial data transfer for its disk drives?

*Keith Marshall
Trinidad, West Indies*

A: Commodore has used parallel data transfer for years on its larger systems, specifically IEEE-488. It is an effective but expensive way to control one or more disk drives and printers. With the introduction of the VIC, Commodore used a serial bus instead, to cut costs. (Not many VIC owners would have happily paid \$50 extra for each drive or printer cable.) At that point Commodore did not anticipate selling disk drives to more than ten percent of its VIC owners. Commodore stayed with the serial cable on the 64 and 128 to ensure compatibility with existing equipment.

PROGRAMMING

Q: POKE 808,225 disables the run/stop and restore keys and the List command. What is the Poke that reactivates these commands?

Larry S. Harmon
El Centro, CA

A: To be sure of the correct value on your computer, simply type:

```
PRINT PEEK (808)
```

when you turn on your computer, and press the return key. The number that appears on the next line is the one to type after POKE 808 to restore normal function to that location. On my C-128 in 64 mode, the number is 237, so you would type POKE 808,237.

Q: I have a C-64 and 1541 and am heavily into programming. I've noticed that when I save a ten-line program, it uses 40-78 blocks on my disk. I don't see how.

Robert Schiffman
Hampton Bays, NY

A: Most likely, your program altered the start-of-Basic or end-of-Basic pointer during a run. That's the problem. You saved your program to disk after running it. I suggest you *never* save a program to disk after running it.

Instead, load the old version (if any) from disk, make your changes, save the new version and only *then* type RUN. In the case of your ten-line program, you need only load it, clear the screen, list all lines on the screen at once, type NEW, move the cursor back to the top of the screen and press the return key until all ten lines have been reentered. To be sure, list again. Then save the program before trying to run it. I'm sure it will then take only a few blocks on disk.

Q: I have a C-64 and want to know how to copy the 8K Basic interpreter to another portion of memory and have Basic go to the "new" interpreter.

Tim Watkins
Pawtucket, RI

A: There are two steps involved. First, you copy the interpreter into the desired new address, using the Transfer (T) command of most extended machine language monitors. Next, you must convert absolute address references from one memory range to another. This is done with the New Locator (N) command of most such monitors. Be especially careful of absolute addresses hidden within tables and immediate addresses. With the help of a good disassembly of the Basic ROMs, such as *What's Really Inside the Commodore 64* (from Schnedler Systems), all this can and has been done. However, I suggest you start with something much smaller than an 8K interpreter. As a good first effort, you could move DOS 5.1 from its current home near the end of the \$C000 block of memory to its beginning.

REPAIRS

Q: Lately, my 1541 won't read or write on track 1; it just clicks against the end stop. A disk-aligning program from CSM Software has an option to check alignment where it reads all the tracks, and it says my drive is in alignment. Please help.

Marty Westra
Sioux Falls, SD

A: Since the alignment program claims that all is well, how sure are you that track 1 can't be read from or written to? Here's a short program to test writing to track 1:

```
10 OPEN 15,8,15
20 OPEN 4,8,4,"#"
30 PRINT#4,"TRACK-ONE"
40 PRINT#15,"U2";4;0;1;1
50 CLOSE 4
60 CLOSE 15
70 END
```

Here's another to read back what you've written:

```
10 OPEN 15,8,15
20 OPEN 5,8,5,"#"
30 PRINT#15,"U1";5;0;1;1
40 FOR X=1 TO 9
50 : GET#5,A$
60 : PRINT A$;
70 NEXT X
80 CLOSE 5
90 CLOSE 15
99 END
```

If you really do have a problem using track 1, you will need to adjust the end stop or, better yet, replace it with a Quiet Drive spring from Cardinal Software. This is not the same as aligning the drive, although alignment can affect the end stop and setting the end stop can affect alignment. Be sure both are correct before relying on the drive.

Q: While using my C-64, I am occasionally unable to recall a letter that is listed in the disk directory, even though documents before and after it can be recalled. Is this a fault of the 1541 or is it a bad spot on the disk? Is there any way to recall this missing letter?

G. L. Curtice
Rockport, TX

A: If there is an asterisk (*) next to the filetype in a directory listing, that file is called a "splat" file, because it was not properly closed when first written. The disk will not let you load such files normally, because it has no way of knowing where the file ends.

A skilled user can rescue at least part of a splat file by opening it with a filetype of ",S,M" and copying it to another file. The new file can be closed when no more valid data can be retrieved from the splat file. Once rescue attempts are completed, such files should immediately be deleted from the disk with the disk Validate or Collect command. On your C-64, type:

```
OPEN 15,8,15,"V0"
```

Do not omit the zero!

On a C-128 or Plus/4, type:

```
COLLECT D0
```

This is essential; erasing the file any other way creates a serious risk of losing other valuable data on the disk.

The most common cause of a splat file is running out of room on the disk while saving a file. If the disk formatted properly when you first bought it and has not been abused, the odds are that it is still in good shape physically. Similarly, if you can still load other letters, your 1541 is probably in good shape as well.

Q: While I was using a copy program, my screen went berserk. Now when I turn on

the computer, the entire screen fills with exclamation marks. Anything I type is accepted, but I cannot understand what I type. For example, I type "R" and the system shows "S" on the screen. Would you please tell me how to get rid of the exclamation points?

Wilson Fern
Chicago, IL

A: This is a simple, though annoying, problem—bit 0 of your video RAM is defective and stuck in the "one" position. This causes all characters with even values in the collating sequence of your character set to display as the next higher character in the set. That's why spaces become exclamation marks and R becomes S.

To make sure, type an A. It should appear as an A, because it has an odd value in the collating sequence and thus needs bit 0 set.

The cure is equally simple—re-

place the video RAM chip. On most Commodore computers, it is a widely available 2114 static RAM. If it is socketed on your machine, replacement is a matter of unplugging the old chip and plugging in the new one, making sure both point in the same direction and that no stray electricity, static or otherwise, gets near the computer during the process. If the old chip is soldered in, have a skilled technician remove it and add a socket for the replacement.

SOFTWARE

Q: Is the CP/M in the Commodore 128 more or less like WordStar?

Eleanor Patterson
Garden Valley, CA

A: Let me answer with another question—Is Commodore DOS like Easy Script? In both cases, we're compar-

ing apples with oranges. CP/M and Commodore DOS are disk operating systems. Both are fundamental to the correct operation of the C-128 in their respective modes. However, neither one is itself a word processor like WordStar or Easy Script.

We tend to think of WordStar in conjunction with CP/M because it works on the C-128 when we are in CP/M mode. (It was written for the Z-80 microprocessor CP/M uses.) Commodore has developed a version of WordStar for the 128, but you may be disappointed by it.


Despite its famous name and widespread use, I consider WordStar to be inferior to several other word processors already available for the C-128. The main reason to choose WordStar is if you already use it on another computer and don't want to learn a new program, or if you need a specialized feature only WordStar offers. R

Circle 130 on Reader Service card.

Circle 123 on Reader Service card.

MUSIC POWER!

PLAY AN ENTIRE SONATA!



New Version 2.0
Now Available
only \$24.95

A 100% machine-language music program for the Commodore 64 and Commodore 128.
"Professional...awesome"
—Stan Jones, Fairbanks New-Miner



01
06



Create, edit and play music in 3 voices. Plays long pieces, up to 40 minutes or 40 pages of sheet music! Music comes alive as notes and keys change color as they are played. Music may be accompanied with words. 5 1/2 octaves on screen, 8 octave audio range. Choose any of 10 instruments for each voice, or create your own instrument with built-in synthesizer. Play any portion at any speed. Use 32nd-notes, 16th-note triplets, ties, legato/staccato, repeats, etc. Continuously change dynamics (loudness) and tempo. Several pieces of classical and popular music included. Full-screen editing of music code, and more!
EUPHONY comes on disk with a 42-page manual. Color monitor recommended. EUPHONY: \$24.95 + \$2.00 shipping. EUPHONY+: \$29.95 + \$2.00 shipping, same features plus prints music scores on Epson and Star Micronics printers having dual density graphics. Music Disks II & III each contain over 60 minutes of additional classical and popular music: \$7.50 ea. C.O.D.s and Canadian money orders accepted.

15-DAY MONEY-BACK GUARANTEE

TCO SOFTWARE

P.O. BOX 81504, Fairbanks, AK 99708, 907-479-4898

HOT ACCOUNTS™

The most highly acclaimed
bookkeeping system
for the Commodore 64 & 128*



Superb!
An exceptional program that
outshines all others.

RUN Magazine, Nov. 1984

HOT ACCOUNTS™ teaches you bookkeeping as it automatically performs dozens of full-service accounting functions. It is a complete system that will instantly organize your records and receipts and supply charts, formal statements, and budget information. Now your records can be accurate, up to date and confidential ■ Tracks charge cards, checkbooks, all transactions ■ Requires no prior knowledge of accounting ■ Home or small business ■ Improves your financial image ■ Cost less than 1 hour with a C.P.A.

*HOT ACCOUNTS™ Bookkeeping System on Disk for the 64 & 128 in 64 mode.

For **RUSH** delivery, send check or money order for \$64.95 to:

C.Ed. Software
3051 India Street
San Diego, CA 92103


Credit card orders, call toll-free
1-800-621-0852 ext. 238

VISA MASTERCARD

P.S. Use HOT ACCOUNTS™ to do your taxes and the price is tax deductible!

BONUS OFFER (Order now and receive a full featured, 60 function word processing & 3-D business graphics package as our FREE gift to you.)

This Publication is available in Microform.



University Microfilms
International

Please send additional information for _____
Name _____
Institution _____
Street _____
City _____
State _____ Zip _____

300 North Zeeb Road
Dept. P.R.
Ann Arbor, MI 48106



Autoboot Maker Enhancement

I have an enhancement for the C-128 program, Autoboot Maker, which is included in your article, "Disk Commands on the C-128," December 1985. The following line will allow you to rewrite your autoboot disks:

```
205 CHAR1,7,6," REWRITE AUTO BOOT?
(Y/N)",1
```

Chuck Geiger
Address not given

A Smart Idea

I have read with great pleasure Margaret Morabito's education column, "The Resource Center," which made its debut in your January 1986 issue.

I am a teacher at the Fairfield Freshman School in Fairfield, Ohio. I have been advocating the use of Commodore computers over the more expensive Apples and IBMs for several years without much luck. Your column may help. I'm sure you won't mind my giving a copy of it to the administrators and computer labs of this school district.

Edward A. Gase
Hamilton, OH

Looking for a Date?

William Driscoll's Magic trick in the *RUN* 1986 Special Issue (p. 148) fails to take into consideration the following.

Normally, a year that is evenly divisible by 4 (for example, 1984) is a leap year. However, there are at least two exceptions to this rule. First, if the year is evenly divisible by 100

(1800, 1900, for instance), then it is *not* a leap year. Second, if the year is evenly divisible by 1000 (year 2000, for example), then it *is* a leap year.

Mr. Driscoll's clever program does not consider this problem of exceptions. Therefore, it will make an error every time it is required to cross over one of the exception-to-the-rule dates. For example, the time from March 1, 1899 to March 1, 1900 is *not* 366 days; it is 365.

Lyle Milton Baltrusch, PhD
Paul J. Lynch
Wyoming, DE

A Misleading Ad?

Several points made in the advertisement by Skyles Electric Works on P. 121 of December's issue are incorrect, or at least couched in terms that make the ad very misleading.

First, they claim that their drive is the largest hard disk available for the C-64 and C-128. They *do* suffix that claim with the phrase "at a price under \$800," but the reader is left with the impression that it is the largest drive available at any price. In truth, Fiscal Information, Inc., and Computer Specialties, Inc., both manufacture hard drive systems of greater capacity. Both companies offer ten-megabyte systems, and Fiscal also sells 20-megabyte drives for Commodore computers.

The Skyles ad incorrectly claims that its drive is the fastest (at 12 times the speed of the 1541). The Fiscal system has always been 43 times as fast as the 1541, and that system has recently been improved to operate nearly 60 times as fast as the CBM floppy. That is nearly five times faster than the Skyles drive!

Finally, they claim that on a per-character basis (I will translate to "cost-per-megabyte"), their drive is the least expensive. In the table below are the figures comparing the three companies' systems (based on recent advertising prices).

Lloyd E. Sponenburgh
Director of Hardware Development
Fiscal Information, Inc.
Daytona Beach, FL

A Commodore Jamboree

The Commodore Association of the Southeast, Inc. (C.A.S.E.), will hold its annual meeting and jamboree 1986 at the Opry Land Hotel in Nashville, Tennessee, on April 26-27, 1986.

C.A.S.E. is a consortium of the user's groups of the southeastern United States. The general public is welcome to attend this two-day jamboree. For further information, contact Commodore Association of the Southeast, Inc., PO Box 110386, Nashville, TN 37222.

Bob Smith, President
C.A.S.E.

	Skyles	C.S.I.	Fiscal	
Capacity	3.7MB	10MB	10MB	20MB
Speed (x 1541)	12x	<12x	43x	43x
Cost-per-MB	\$215.95	\$159.50	\$159.50	\$99.75
(basis)	(\$799/3.7)	(\$1595/10)	(\$1595/10)	(\$1995/20)



Compiled by HAROLD R. BJORNSEN

Programming and Design Toolkit

Programmers' Basic Toolkit (Epyx, Inc., 1043 Kiel Court, Sunnyvale, CA 94089), a Basic programming aid for the C-64, includes over 100 new Basic commands to let you add to your application programs assembly language operations that can enhance your game designs, computer animation, business graphics and other applications.

Special commands allow you to develop professional-quality application programs for home or business-use graphics. For those of you with artistic talent, the toolkit makes it possible to create high-quality graphics like those in many commercial games.

Other commands enable you to incorporate computer joystick functions into your programs and provide printing utilities. Available on disk for under \$45.

Check Reader Service number 400.

WillWriter Will Write Your Will Right

WillWriter, a new book/software package from self-help legal publisher Nolo Press (950 Parker St., Berkeley, CA 94710), helps you write simple, legally binding personal wills.

The 170-page book explains the legal concepts and conditions involved in drawing up a will and provides information on aspects of estate planning, including trusts and probate avoidance methods.

The software leads you step by step through each section of the will, with

on-screen help, prompts and fill-in-the-blank questions to lead you through the procedure. Also, you may change and update your will. Available on a single noncopy-protected disk for the C-64 for \$39.95.

Check Reader Service number 407.

Printer Stand

Amaray (14935 NE 95th St., Redmond, WA 98052) introduces its printer stand that accommodates any 80-character-width printer.

The smoke-colored stand is lightweight, sturdy and requires no assembly. It features a center slot to accommodate bottom-feed printers and has space for up to 3½ inches of continuous-form paper. Available for \$19.95.


Check Reader Service number 404.

On-line Typesetting Service

Compuprint (715 Washington St., Ayden, NC 28513) is providing a 24-hour typesetting service via modem to anyone requiring professional-quality phototypeset printing. Over 300 fonts in all sizes are available.

Typeset copy is mailed to you or a specified location the day after receiving your order. A one-time fee of \$26 allows you to subscribe to the service. There is no charge for on-line use of the computer and no per-character charges. Cost includes \$3.10 per photaset page or \$1 per laserset page processing charge. If you don't have a modem, a disk may be mailed to the company and typeset for \$4.10 per page and return postage.

Check Reader Service number 408.



Amaray's Printer Stand.

R New Products **RUN**down

Improve Your Aim

Type-Snyper, a new computer game that teaches you to type, has been released by Tymac Controls (127 Main St., Franklin, NJ 07416).

The game/tutorial features an attack helicopter that drops bundles of words and letters that you must intercept by typing them before they can destroy the city.

Sixteen different exercises are included, with lessons ranging from proper finger placement to increasing speed and accuracy. Type-Snyper automatically adjusts exercises to emphasize areas needing extra practice and also displays typing speed achieved. Available on disk or cassette for the C-64 for \$39.95.

Check Reader Service number 410.



Volks Mini, from Anchor Automation.

Volks Mini

The Volks Mini, a new modem from Anchor Automation (6913 Valjean Ave., Van Nuys, CA 91406), provides 300 or 1200 bps data transmission capabilities for your Commodore computer or terminal with a standard serial communications port and a telephone, without need for an ac outlet, power supply or additional interconnection cables.


The manual dial, manual or auto-answer modem plugs into the user's port on the back of your computer and connects with a phone jack to the telephone.

The Volks Mini modem retails for \$199 and includes a two-year, end-user warranty.

Check Reader Service number 406.

"Sam! They want you dead!"

You've just picked up the phone, and those words are ringing in your



Tiger's Tales, from Sunburst Communications.

ear. As Sam Harlow, small-time private eye of the 1930s, this is the assignment of your life: to prevent your own murder.

Thus begins the new computer novel, *Borrowed Time*, from Activision (2350 Bayshore Frontage Road, Mountain View, CA 94043), wherein you have less than one day to track down and cross-examine possible suspects.

As the player, you control only the movements of Sam Harlow; the other characters' actions are independently controlled. Available on disk for the C-64 at \$29.95.

Check Reader Service number 405.

Multipass Disassembler

The Sourcerer (Chesoft Ltd., 723 Barton St., Mt. Vernon, IL 62864) is a multipass disassembler that converts 6500 series machine language (object code) into assembly language (source code).

The assembly language produced can be assembled with the Commodore assembler or loaded for editing with the Commodore editor. Any specified range of code within a program can be disassembled, and long programs automatically produce linked files for easy editing.

The Sourcerer is available on disk for the C-64 for \$29.95.

Check Reader Service number 403.

May the Forth Be with You

The Forth-83 Handy Reference Card is now available free from the Forth Interest Group (PO Box 8231, San Jose, CA 95155). It functions as a pocket programming aid, listing the required commands of the most recent Forth-83 standard.

Commands are grouped by function for easy reference and use. They include stack manipulation, comparison, arithmetic, memory, strings, numeric conversion, control structures, terminal input/output, mass storage input/output, program beginning and termination, dictionary addresses, compiler and interpreter words, vocabularies and defining words.

Check Reader Service number 402.

Grab a Tiger by the Tale

In *Tiger's Tales*, an educational program from Sunburst Communications (39 Washington Ave., Pleasantville, NY 10570), youngsters from kindergarten to second grade join Tiger the cat and his friends in five interactive stories. Each story ends with a colorful, animated sequence.

The program's aim is to strengthen basic reading and problem-solving skills while encouraging children to read just for fun. The program, including backup disk, is available for the C-64 for \$59.

Check Reader Service number 411.

How to Type in C-64 and C-128 Listings from RUN

To simplify your typing of RUN's C-64 and C-128 program listings, we include checksum numbers. These numbers follow a REM statement at the end of each line (e.g., :REM*123). These checksum numbers necessitate your using RUN's Perfect Typist programs, listed below. Use 64 Perfect Typist for C-64 programs and 128 Perfect Typist for 128 Mode programs on the C-128.

Type in 64 Perfect Typist (Listing 1) or 128 Perfect Typist (Listing 2) and save it to either tape or disk before running. When you want to type in a 64- or a 128-mode program, first load and run the appropriate Perfect Typist listing. Two SYS numbers will be displayed on your screen. Jot these down and keep them handy. They are the SYS numbers that you type in for deactivating and reactivating the checksum program.

After Perfect Typist has been loaded and run, start typing in the program listing from RUN as you normally do. The only difference is that now, after you press the return key to log in each line, a 1-, 2- or 3-digit number will appear below the line on the left margin. This is the checksum number, ranging from 0 to 255.

If this number matches the checksum number printed in the listing after the :REM*, then you know you have typed that line correctly. Then you type the next program line right over the previous line's checksum value. If the checksum numbers do not agree, analyze your line on screen for any typographic errors or omissions. Make the needed changes and press the return key again to log in

those changes. A new checksum number will appear in place of the old one. Compare this to the magazine's number and then proceed to the next line.

When you've finished typing in your program, disable the Perfect Typist by typing in the appropriate SYS number for either 64 or 128 mode, and press the return key. Now you can save your program as usual, to disk or tape. (Before you attempt to run your new program, turn your computer off and back on to completely clear out the Perfect Typist program.)

You may save an incomplete program any time and continue it later. You will have to reload and run the Perfect Typist program, then load the incomplete program that you were working on, list it, and continue where you left off.

The 128 Perfect Typist will work in either 40 or 80 columns. Also, it lets you use the C-128's automatic line-numbering. If Auto is on, the checksum will be printed below the line you just entered, and the C-128 will place the next line number below the checksum.

All listings in RUN have been translated so that the graphics and control characters are designated as understandable key combinations. When you see instructions inside curly brackets, such as {SHIFT L}, you should hold down the shift key and press the L key. What you see on your screen will look quite different from what is designated inside the brackets. Another example is {22 SPACES}, which instructs you to press the space bar 22 times.

Listing 1. 64 Perfect Typist program.

```
1 REM 64 PERFECT TYPIST
2 REM
3 REM WRITTEN BY:
4 REM JAMES E. BORDEN
5 REM 641 ADAMS ROAD
6 REM CARLISLE, PA 17013
7 REM
10 POKE56,PEEK(56)-1:POKE52,PEEK(56):CLR
20 PG=PEEK(56):ML=PG*256+60
30 FORX=ML TO ML+154:READD:T=T+D:POKEX,D:NE
XT
40 IFT<>16251 THEN PRINT"ERROR IN DATA...":
END
60 POKEML+4,PG:POKE ML+10,PG:POKE ML+16,PG
70 POKE ML+20,PG:POKE ML+32,PG:POKE ML+38,P
G
80 POKE ML+141,PG
89 PRINT"{SHFT CLR}{CRSR RT}*****
*****"
90 SYS ML:PRINT "{CRSR RT}** 64 PERFECT TYP
IST IS NOW ACTIVE{2 SPACES}**"
100 PRINT "{CRSR RT}** SYS"ML"=ON{5 SPACES}
SYS"ML+30"=OFF **"
101 PRINT"{CRSR RT}*****
*****":NEW
110 DATA 173,005,003,201,003,208,001,096
120 DATA 141,105,003,173,004,003,141,104
130 DATA 003,162,103,160,003,142,004,003
140 DATA 140,005,003,096,234,234,173,104
150 DATA 003,141,004,003,173,105,003,141
160 DATA 005,003,096,032,124,165,132,011
170 DATA 162,000,142,240,003,142,241,003
180 DATA 189,000,002,240,051,201,032,208
190 DATA 004,164,212,240,040,201,034,208
200 DATA 008,072,165,212,073,001,133,212
210 DATA 104,072,238,241,003,173,241,003
220 DATA 041,007,168,104,024,072,024,104
230 DATA 016,001,056,042,136,016,246,109
240 DATA 240,003,141,240,003,232,208,200
250 DATA 173,240,003,024,101,020,024,101
260 DATA 021,141,240,003,169,042,032,210
270 DATA 255,169,000,174,240,003,032,205
280 DATA 189,162,003,189,211,003,032,210
290 DATA 255,202,016,247,164,011,096,145
300 DATA 013,032,032
```

Listing 2. 128 Perfect Typist program.

```
1 REM 40/80 COL 128 MODE PERFECT TYPIST
2 REM
3 REM WRITTEN BY:
4 REM JAMES E. BORDEN
5 REM 641 ADAMS ROAD
6 REM CARLISLE, PA 17013
7 REM
10 FORX=5120TO5379:READD:T=T+D:POKEX,D:NEXT
20 IFT<>28312 THENPRINT"{2 CRSR DNs}ERROR I
N DATA...":END
25 AS="":IFPEEK(215)=128THENA$="{20 SPACES}
"
30 PRINT"{SHFT CLR}"AS"{CRSR RT}*****
*****"
40 PRINTA$"{CRSR RT}** 128 PERFECT TYPIST I
S NOW ACTIVE **"
50 PRINTA$"{CRSR RT}**{2 SPACES}SYS 5120=ON
{7 SPACES}SYS 5150=OFF{2 SPACES}**"
60 PRINTA$"{CRSR RT}*****
*****":SYS5120:NEW
5120 DATA 173,005,003,201,020,208,001,096,1
41,045
5130 DATA 020,173,004,003,141,044,020,162,0
43,160
5140 DATA 020,142,004,003,140,005,003,096,2
34,234
5150 DATA 173,044,020,141,004,003,173,045,0
20,141
5160 DATA 005,003,096,032,013,067,140,255,0
19,162
5170 DATA 000,142,252,019,142,253,019,142,2
54,019
5180 DATA 189,000,002,201,032,240,008,201,0
48,144
5190 DATA 007,201,058,176,003,232,208,238,1
89,000
5200 DATA 002,240,054,201,032,208,005,172,2
54,019
5210 DATA 240,042,201,034,208,010,072,173,2
54,019
5220 DATA 073,001,141,254,019,104,072,238,2
53,019
5230 DATA 173,253,019,041,007,168,104,024,0
72,024
5240 DATA 104,016,001,056,042,136,016,246,1
09,252
5250 DATA 019,141,252,019,232,208,197,173,2
52,019
5260 DATA 024,101,022,024,101,023,141,252,0
19,169
5270 DATA 042,032,241,020,032,188,020,160,0
02,185
```


5280 DATA 185,020,032,241,020,136,016,247,165,116
 5290 DATA 208,009,165,117,208,005,169,145,032,241
 5300 DATA 020,172,255,019,096,013,032,032,162,000
 5310 DATA 173,252,019,232,056,233,100,176,250,105
 5320 DATA 100,202,240,003,032,232,020,201,010,176
 5330 DATA 005,205,252,019,240,015,162,000,232,056
 5340 DATA 233,010,016,250,024,105,010,202,032,232
 5350 DATA 020,170,072,138,009,048,032,241,020,104
 5360 DATA 096,170,173,000,255,072,169,000,141,000
 5370 DATA 255,138,032,210,255,104,141,000,255,096

The RUNning Board

RUN invites you to contact its bulletin board (RUNning Board). In addition to up-to-date information about RUN and the Commodore industry, the RUNning Board now presents useful computing hints and tips, corrections and updates to published articles, user's group information, an up-to-date list of selections for ReRUN and sneak previews of upcoming articles.

The RUNning Board also features a menu format that makes it easier and faster for you to select a specific section of the bulletin board. We use a standard protocol, 300 baud, one stop-bit, no parity, full duplex and a word length of eight bits.

The RUNning Board is definitely worth a call. You can get on-line anytime, 24 hours a day, seven days a week, by dialing our new number: 603-924-9704.

RUN is a member of the CW Communications/Inc. group, the world's largest publisher of computer-related information. The group publishes over 50 computer publications in more than 20 major countries. Nine million people read one or more of the group's publications each month. Members of the group include: Argentina's *Computerworld/Argentina*; Asia's *Asian Computerworld*; Australia's *Computerworld Australia*, *Australian PC World* and *Macworld*; Brazil's *DataNews* and *PC Mundo*; China's *China Computerworld* and *China Computerworld Monthly*; Denmark's *Computerworld/Danmark*, *PC World* and *RUN (Commodore)*; Finland's *Mikro*; France's *Le Monde Informatique*, *Golden (Apple)*, *OPC (IBM)*, *Theoreme* and *Distributive*; Germany's *Computerwoche*, *Infowelt*, *PC Welt*, *Computer Business* and *RUN*; Italy's *Computerworld Italia* and *PC Magazine*; Japan's *Computerworld Japan*; Mexico's *Computerworld/Mexico*; The Netherlands' *Computerworld Netherlands* and *PC World*; Norway's *Computerworld Norge* and *PC Mikrodatab*; Spain's *Computerworld España*, *PC World* and *Commodore World*; Sweden's *ComputerSweden*, *Mikrodatorn* and *Svenska PC World*; Switzerland's *Computerworld Schweiz*; The United Kingdom's *Computer News*, *PC Business World* and *Computer Business*; Venezuela's *Computerworld Venezuela*; the U.S.'s *AmigaWorld*, *Computerworld*, *inCider*, *Infoworld*, *MacWorld*, *Micro Marketworld*, *PC World*, *RUN*, *73 Magazine*, *80 Micro*, *Focus Publications* and *On Communications*.

Manuscripts: Contributions in the form of manuscripts with drawings and/or photographs are welcome and will be considered for possible publication. Article text and any accompanying programs should be submitted on disk as well as in hard-copy form. *RUN* assumes no responsibility for loss or damage to any material. Please enclose a self-addressed, stamped envelope with each submission. Unsolicited manuscripts that cannot be accepted will be returned only if accompanied by an appropriately sized, adequately stamped, self-addressed envelope. Payment for the use of any unsolicited material will be made upon acceptance. All contributions and editorial correspondence (typed and double-spaced, please) should be directed to *RUN* Editorial Offices, 80 Pine Street, Peterborough, NH 03458; telephone: 603-924-9471. **Advertising Inquiries** should be directed to Advertising Offices, CW Communications/Peterborough, Inc., Elm Street, Peterborough, NH 03458; telephone: 800-441-4403. **Subscription problems or address changes:** Call 1-800-645-9559 or write to *RUN*, Subscription Department, PO Box 954, Farmingdale, NY 11737. **Problems with advertisers:** Send a description of the problem and your current address to: *RUN*, Elm Street, Peterborough, NH 03458, ATTN: Barbara Harris, Customer Service Manager, or call 1-800-441-4403.

Circle 220 on Reader Service card.

Circle 223 on Reader Service card.

Circle 60 on Reader Service card.

And your Earls and Viscounts. If you've got royal ancestors, we have the noble software that can help you trace them down.

Family Roots and your Apple, IBM, Commodore, Kaypro*, and many others, offer individual and group sheets, charts, name indices, general search and text

Put up your dukes!

capabilities. Adapts to most disk drives, printers, and screens. You get more utility programs, plus lots of personal control. A comprehensive (new) manual is included.

All for just \$185.

Write or call today for more information and a free brochure.

Quinsept, Inc.

P.O. Box 216
 Lexington, MA 02173
 (617) 641-2930

American Express, Visa, and MasterCard gladly accepted.

* Trademarks for Apple Computer Inc., International Business Machines, IBM, Inc. and Digital Research.



CABLE TV

NO PAY TV?

UHF DECODERS,
 VHF CONVERTERS:
 JERROLD, OAK, SCIENTIFIC,
 ATLANTA, ZENITH,

MORE - INFORMATION CALL TODAY

PRO-TECH-TRONICS
 6870 Shingle Creek Parkway
 Minneapolis, MN 55430

1-800-345-5080

DELUXE RS232 INTERFACE

Whether you want to communicate with a modem, serial printer, another computer, or any other RS232 device, the Deluxe RS232 Interface is the correct choice. Any comparison will show that it is best Commodore compatible RS232 interface available for any price! The Deluxe RS232 interface is the culmination of 3 years of working with Commodore users who need an RS232 interface. It supports all standard RS232 connections (2-8, 12, 20, 22) including Ring Detect and Hi Speed Indicator. Four switches in the RS232 cover allow you to set the unit for virtually any standard RS232 configuration. The unit includes a 3 foot cable with either a male or female DB25 connector (specify which). RS232 plus and minus voltages. Users Manual includes a type-in Basic terminal program, basic program transfer routine, and other examples. Add \$2.00 for shipping. Suggested retail **\$49.95**

PRINTMASTER/S (RS232)
 This is an RS232 version of our famous Printmaster/+. It is a serial bus printer interface providing full RS232 signals for an RS232 printer. Supports pins 2-8, 20. Select 300, 600, 1200, 2400, word and parity. Supports dot graphics and characters on RS232 versions of Epson, Oki, Gorilla, NEC, and more. Includes 3 ft cable with a male or female connector (specify which). Cassette or external power. Add \$2.50 for shipping. Suggested retail **\$119.95**

100% 128 COMPATIBLE
 See your local dealer or
CALL (206) 236-2983

30 day money back guarantee on all products. Visa and MC welcome. Write to us if you wish to be on a special marketing survey mailing list. **DEALERS CALL US!**

Omnitronix
 P.O. BOX 43-DEPT. 9-MERCER IS., WA 98040




cardco, inc.

Circle 85 on Reader Service card.

POWERFUL SOFTWARE

for the Commodore 128!



Cardco introduces Personal Productivity Software CP/M products for home or business

PERSONAL ACCOUNTANT

A total budgeting tool for small business or personal needs. •Complete records & financial planner •Powerful double-entry accounting system •Built-in controls help you regulate spending •Records tax-deductible expenses •Transaction calendar with immediate budget updates


PERSONAL INVENTORY

Complete, up to the minute record of personal or business net worth: all assets and all liabilities •Records all property: stocks & bonds, product inventory, real property, etc. •Flexible inventory groupings •Amortization schedules •Financial calculations for investment & borrowing •Comprehensive net worth statement.

PERSONAL TIME MANAGER

Appointment calendar and scheduler. •Schedules up to 26 event types for as many as 240 people •Delivery schedules, all meetings & appointments •Flags time conflicts •Prioritizes things to do •Schedules by any time increment •Prints daily, weekly, or monthly schedules


All you need to do this



graph a spreadsheet



write a novel



fix an engine



compose a song



paint a picture



your banking



learn to fly




organize a data base



tell a story



forecast sales



When it comes to personal computers, you want the smartest, at a price that makes sense.

The new Commodore 128™ system has a powerful 128K memory, expandable by 512K. An 80-column display and 64, 128 and CP/M® modes for easy access to thousands of educational, business and home programs. And a keyboard, with built-in numeric keypad, that operates with little effort.

Or if the Commodore 128 is more machine than you had in mind, you can pick up the Commodore 64.® The Commodore 64 is our lower-priced model geared to more fundamental, basic needs.

Discover personal computers that do more for you. At prices you've been waiting for. From the company that sells more personal computers than IBM® or Apple.®

© 1985, Commodore Electronics Limited
 ® CP/M is a registered trademark of Digital Research, Inc.
 ® Apple is a registered trademark of Apple Computer, Inc.
 ® IBM is a registered trademark of International Business Machines Corporation
 * Commodore 64 is a registered trademark of Commodore Electronics, Ltd.

COMMODORE 128 AND 64 PERSONAL COMPUTERS
 A Higher Intelligence