

SINCLAIR

QL

WORLD
INCORPORATING QL USER

Every Month £1.25 June 1986

DENMARK DKR 40.00

GERMANY DM 9.00

HOLLAND DFL 9.25

**THE APPLIANCE
OF PSION**
New ideas
for Abacus

**Disc systems
reviewed**

**Creating
a QL
character set**

**New QL
games**





SUPERB QUALITY SOFTWARE FOR THE QL



PROFESSIONAL ASTROLOGER . . . £49.95

An astounding 300k of text files – automatic character and personality delineation, automatic natal chart, transits and progressions with corresponding text output allowing prediction, forecasting and day-to-day horoscopes. Takes full account of Houses, Aspects, Signs, Planets, Ascendant, MC, Eclipses and so on. Improved accuracy. User-variable orbs for aspects. User-definable House System (Placidus/Equal House etc). User-definable astrological character set full screen editor supplied for user modification of all text files, and/or logic supported. Large, comprehensive A4 manual supplied. Compatibility-testing for two people. A brilliant program suitable both for beginners and experts – everything you need supplied. Output can be directed to the screen, a microdrive or disk file or to a printer. A £10 discount is available to owners of Super Astrologer on this package – send in the colour insert card with your order.

SUPER ASTROLOGER DE-LUXE . . . £24.95

“You will not find as good an astrology program as this on any other home computer” . . . QL WORLD.

SUPERCHARGE BASIC COMPILER V1.17 . . . £59.95

“A Classic – 5 Stars!” . . . Sinclair User

“Supercharge is an Excellent program” . . . QUANTA the independent QL User Group.

“Superb” . . . POPULAR COMPUTING WEEKLY

“I have no hesitation in recommending it” . . . QL WORLD

“A run-away success” . . . YOUR SINCLAIR

“The claimed speed increase over SuperBASIC of 30 to 1000 times was substantiated” . . . ZX COMPUTING.

This multitasking compiler is probably the best BASIC compiler ever written . . .

SUPERFORTH + REVERSI V1.5 . . . £29.95

REVERSI V1.5 . . . £12.95

“An Excellent FORTH-83” . . . Reviewer for the Independent QL User Group.

The Reversi supplied is of stunning strength – guaranteed to beat all its rivals.

SUPER SPRITE GENERATOR V3.5 . . . £24.95

“Results achieved are really excellent” . . . QL USER

The majority of commercial games available for the QL use SSG!

SUPER MONITOR/DISASSEMBLER V3.0 . . . £18.95

The most compact and complete machine code toolbox of its kind!

“Excellent” . . . QL USER

SUPER BACKGAMMON V3.0 . . . £12.95

“Super Backgammon is brilliant!” . . . QL WORLD

SUPER ARCADIA . . . £12.95

A compendium of dazzling machine code games!

★ ★ ★

NOTES

1. £5 off SUPERFORTH, £5 off Super Sprite Generator and £2 off Super Monitor plus Disassembler when any of these programs are ordered at the same time as SUPERCHARGE.
2. You may deduct £1 from the total price if you buy 2 programs, £2 if you buy 3 programs, £3 if you buy 4 programs and so on.
3. All deliveries in the UK are post-free.
4. Orders from abroad are welcome. Please add £1 (£2.50 for SUPERCHARGE) per program for orders from Europe and £1.50 (£4 for SUPERCHARGE) per program for orders from other countries, to cover airmail postage and packaging costs. Cheques from abroad should either be drawn on a UK bank or be Eurocheques.
5. If you have an early version of one of our programs, send the microcartridge (**not the packaging**) to us accompanied by £5 (£6 if abroad, £10 if SUPER ASTROLOGER or SUPERCHARGE) for a no-quibble upgrade.
6. SUPERCHARGE + ICE is available for £79.95 – or £89.95 with CholCE too!
7. Programmer & dealer enquiries are welcome.
8. All D.P. software is compatible with disk & RAM expansion systems.

CUT HERE

To: DIGITAL PRECISION, 222 THE AVENUE, LONDON E4 9SE

Please rush me: _____

Name: _____ Address: _____

I enclose Cheque/Postal Order/Cash for £ _____, or debit my ACCESS/BARCLAYCARD account

(No: _____ Expiry Date: _____)

with the amount of £ _____

Signature _____ (Credit card orders are also accepted on 01-527 5493)

SINCLAIR

QL

WORLD
INCORPORATING QL USER

Publisher

Paul Coster BSc
Acting Editor
Ken McMahon BA
Technical Editor
Ken McMahon BA
Associate Editor
Geof Wheelwright
Sub Editor
Harold Maves MBE
Production Editor
Jim McClure
Art Editor
Chris Winch
Technical Associate
Marcus Jeffery BSc
Editorial Secretary
Lee-Ann Butler

Advertising Manager

Kathy McLennan
Advertising Production
Nick Fry BA

Magazine Services

Carole Fancourt

Managing Director

Richard Hease

CONTRIBUTORS

Colin Opie
Mike James
Marcus Jeffery
Ron Massey
Rob Massey
Rob Sherrat
Brian Holley
Mary Sergeant
G. Harris

Microdrive Exchange

System Design

ISSN 0268067X

Sinclair QL World,
79-80 Petty France,
London SW1H 9ED.
Telephone 01-222 9090

The following back issues are available at price of
£1.50

QL User

March 1984
Aug 1984
June 1985
July 1985

QL World

August 1985 onwards

Sinclair QL World

March 1986 onwards

Published by Focus Investments, London

Distributed by Quadrant Publishing Services, Sutton.

Subscription information from: Quadrant
Subscription Services, Oakfield House, Perrymount
Road, Haywards Heath, West Sussex O444 459188
(£15 UK, £30 Europe, £45 Rest of the world).

Please allow 5 weeks from date of order to receipt
of first subscription copy.

Typesetting and Make-up by
Time Graphics (Northampton) Ltd.


Printing by Cradley Print, England.

© COPYRIGHT SINCLAIR QL WORLD — 1986

CONTENTS

■ ■ JUNE 1986

5	QL SCENE • Latest news on the future of the QL
8	QL CHARACTER BUILDING • Design your own character set
14	OPEN CHANNEL • Our readers express their opinions
16	TEST DRIVE • New disc drives and interfaces reviewed
20	THE ABACUS ART • How to get more from the Psion spreadsheet
24	PUZZLE PAGES • Another free subscription up for grabs
27	SOFTWARE APPLICATIONS • The right approach to business systems
35	UNIVERSITY CHALLENGE • The QL in higher education
36	LISP: THE LANGUAGE • AI programming applied to a chess problem
40	SPECTRUM SIMULATION • Persuading the QL to run Spectrum software
44	SOFTWARE FILE • We look at six new games for the QL
49	THE UNPREDICTABLE MICRO • Our final look at computerised astrology
51	THE PROGS • Ready to run software – just type it in
55	MICRODRIVE EXCHANGE • Place your order today
56	INSTANT ACCESS • Directory of software and hardware suppliers



NEXT MONTH

Printer Profiles

Everything you need to know about connecting a printer to your QL, including which one to buy.

Games Special

More reviews than ever plus comprehensive games index.

Utility File

Sign Designer, CAD Pak and other utilities get the review treatment.

Competition

Six Eidersoft mice to be won.

PLUS

Our regular features, reviews and program listings

A GAME WORTHY OF THE QL

KARATE



POINTBLANK

- Incredible graphics
- 18 different movements including: kicks, punches, and somersaults
- Multi-screen action
- Large, fast flicker free sprites
- Multi-player option
- Sound effects
- Keyboard or joystick control
- Just £14.95 fully inclusive
- Available at good computer shops

Eidersoft, The Office, Hall Farm,
North Ockendon, Upminster, Essex RM14 3QH.

Name

Address


I enclose a cheque/PO for £

Please deduct my Access/Visa/American Express

Card No.

.....

Exp date



CREDIT CARDS TEL: 0708 852647/851099

E I D E R S O F T

Deep in the land of the Hidden Kingdoms,
guarded by a vicious and evil dragon,
can be found the Elixir of Life...

Dragonhold

DRAGONHOLD is an animated graphic
adventure game for the Sinclair QL
And just LOOK at these features -

- * Four-way SCROLLING map graphics (equivalent to over 250 screens!)
- * Individual computer controlled animated characters that you can communicate with
- * Extremely detailed hi-res graphics
- * Both visual and text puzzles
- * Game variations and new challenges each time a new game is generated
- * Save game feature - you can save and play as many different variations as you like!

Available on microdrive cartridge for
£19.95 including p. & p. Send cheque
or P.O. to



11 Bannerdale Road
Sheffield S7 2DJ

Tel: 0742 583665

T. K. COMPUTERWARE

* Telephone: 0303-81 2052 *

SOFTWARE:	our price	£	our price	£
Eidersoft ICE Eprom	24.00		Archiver	17.00
Artice	12.00		Qspell (cart)	20.00
Choice	15.00		Qspell (disk)	24.00
Toolkit	10.00		Cash Trader	64.00
ICE (set above)	59.00		Project Planner	35.00
Eidersoft Mouse + ICE			Entrepreneur	35.00
+ Artice	87.00		Decision Maker	35.00
Qdump	9.25		Integrated Accounts	78.00
Ram disk (Qflash)	17.00		Impact Sales Ledger	46.00
Cartridge Doctor	13.00		Impact Purchase Ledger	46.00
Monopoly	15.00		Impact Nominal Ledger	46.00
Scrabble	15.00		Impact Stock Control	46.00
Bridge	20.00		Impact (set above)	175.00
Super Backgammon	12.00		Home Finance	22.00
QL Paint	22.00		Touch 'N' Go	22.00
HARDWARE:	our price	£	our price	£
Dual D/drive & I/face	287.00		Centronics I/face	86.25
Disk I/face	86.25		Disk + Print I/face	135.00
Disk + Print I/face with			Disk + Print I/face with	
512k upgrade	249.00		256k upgrade	214.00
Dual D/drive + I/face + Prt.			Dual D/drive + I/face + Prt.	
I/face + 512k upgrade	449.00		I/face + 256k upgrade	414.00
512k Expanderam	119.00		256k Expanderam	89.00
10 DS/DD 3.5 "Disks	34.00		Tandata QCom	129.00

PLEASE PHONE FOR DETAILS OF OTHER QL PRODUCTS IN STOCK

ALL PRICES INCLUDE VAT AND UK DELIVERY BY POST OR SECURICOR
TELEPHONE ORDER PAYMENT BY:

Barclaycard, American Express, Diners and Access
or send Cheque or postal Orders to:

T.K. Computerware, Stone Street, North Stanford, Ashford, Kent TN25 6DF
Telex 966676 PMFAB G

QL SCENE

Hackers found guilty

Robert Schifreen (22) and Steve Gold (30) perpetrators of the so-called Prestel Hack, were found guilty of forgery and fined a total of £3,350. Both faced charges under The Forgery and Counterfeiting Act 1981 for gaining unauthorised access to Prestel computers.

Sentencing them at the end of the 13-day trial at Southwark Crown Court, Judge Butler QC said: "Forgery is a very serious offence. It would usually lead me to an immediate sentence of imprisonment but I accept that the facts of this case are of an unusual nature."

He qualified his leniency by issuing a warning to all would-be hackers, saying: "I will not send either of you to prison but that does not mean that anyone else who behaves in the future in the way you behaved can hope the courts will take the same lenient view."

During the trial the court heard how Schifreen, a freelance computer journalist, accidentally obtained telephone numbers of Prestel development computers not intended for public access. He then hacked his way past the system's security by entering an ID consisting of 10 2s and a password of 1234.

The computer then promptly provided him with the IDs and passwords of the system manager, the system engineer, and several other BT employees with access to secure areas of the Prestel system. From there it was a simple matter to obtain the ID and password of any Prestel subscriber.

Schifreen then logged-on to Prestel as HRH The Duke of Edinburgh and read the contents of the Duke's private mailbox, which he said "had not been read for 15 months and was very dull and uninteresting."

During the trial, three major points of contention emerged. Under the 1981 Act, a person is guilty of forgery if "he makes a false instrument with the intent of using it to induce somebody to accept it as genuine, and by reason of so

accepting it, to do or not to do some act to his own or any other person's prejudice."

In their defence, both men claimed that as they had informed BT of the gap in its security, there was no intention of causing prejudice. There was considerable discussion as to whether transmitting another person's password down the telephone line to the computer constituted making a false instrument and whether, for the purpose of the Act, a computer could be considered a person.

Probably their best chance of a successful defence, however, was in attempting to establish that the BT evidence was unreliable. It consisted of a schedule of dates and times at

which the offences were allegedly committed, obtained by placing a piece of equipment known as a Miracle call logger the telephone lines of both men.

The defence claimed that information thus obtained was inaccurate in several respects. Telephone numbers contained superfluous digits, times were incorrect and the testimonies of experts called to explain the workings of the machinery conflicted.

The jury, after deliberating for more than five hours, found both men guilty on a total of nine separate counts – Schifreen five, Gold four. After the trial, Gold and Schifreen indicated their disapproval of the verdict and said they intend to appeal.

New QLs announced

In the wake of the Amstrad takeover of the Sinclair microcomputer interests, two companies have announced plans to continue production of the QL with an enhanced specification.

Eidersoft, best-known for its QL mouse and Ice software, in conjunction with disc manufacturer CST, intends to produce a basic QL machine with certain hardware improvements.

Named Thor, the machine specification includes half a megabyte of RAM, a separate IBM PC-style keyboard, integral 3.5 in. floppy disc drive and ports for a 20MB hard disc and a mouse. Two other variations are planned, one with built-in twin floppies, the other sporting 20MB hard disc alongside a single 3.5 in. floppy.

The new machine will also feature improved software, the 128K ROM providing not only a revamped version of Qdos but J Basic and several software packages, including the Eidersoft windows environment Ice.

Eidersoft is aiming to release the machine in the early autumn, probably in September, to coincide with the PCW show. The predicted price is in the £500 – £550

range for the basic machine, rising to £600 for the dual disc version and £700 with the hard disc.

Tony Tebby, author of Qdos, is setting-up a new company to produce successor to the QL. Named the QLT, his machine is to be based on a full MC68000 microprocessor. Like Thor, it will have a minimum of 512K RAM, floppy disc, separate keyboard and improved software, and is expected to sell for around £500 when it is released next January. The machine will also have provision for hardware expansions like a hard disc, ROM cartridges and other peripherals. Both the QLT and Thor will be completely QL-compatible, supporting all currently-available software.

Finance for the QLT will be raised by offering shares on a one per machine basis to initial purchasers of the QLT.

Tebby initially was involved in the Eidersoft/CST project but decided to go it alone because "the interests of individual QL peripheral manufacturers were not compatible with producing the best possible machine." Ken Browning of Eidersoft commented: "Now there will be two different machines and good luck to both of them.

Return to seller

Amstrad are advising owners of faulty Sinclair machines still under warranty to return them to the retailer. A spokesman for the company said "it has always been Amstrad's policy to provide customer service facilities through the dealer network. This has proved successful in the past and we see no reasons to do things differently for the Sinclair products".

On the subject of continuing support and back up for the QL we were told "efforts will be made to ensure that service facilities will be made available, but that will obviously be subject to availability of spares". For the time being the company is advising owners of expired warranty QLs to contact Computafix on 0276 66266.

Comment

The sad story of Sinclair's marketing mismanagement is well enough known to make further criticism appear not only repetitive, but, in the light of recent events, largely irrelevant.

Selling off his company's microcomputer business to Amstrad amounts for Sir Clive to an admission of failure.

The fact that the QL has been to any degree successful and has attracted a loyal and ardent following is in large measure due to its technical excellence. However, rather than capitalising on this by encouraging a further growth of interest in the machine, Sinclair has managed, through its own ineptitude, only in placing obstacles in its path.

Now that Sir Clive has decided to cut his losses, we must look elsewhere for the support that until now has been lacking. Whilst Alan Sugar of Amstrad has made it clear that he does not intend to continue producing the QL, we can at least hope to see improved backup and support for the machine.

More importantly, the news that independent hardware manufacturers are working on upgraded versions of the QL is the most encouraging indication yet that the machine has a healthy future ahead of it.

Viglen

offer the best alternative to the microdrive

Specially designed to fit neatly into the case of the Sinclair QL, the MCS-Disc Interface Board and companion disc drives are colour-matched to compliment your QL computer. The MCS (Micro Control Systems) disc interface with the offers have of RAM. For 256k of RAM please add £99 inc Vat and zero k for 512k of RAM please add £189 inc Vat. The 256k and 512k versions also include a centronics printer interface with lead and toolkit on rom.

3 1/2 inch Single Drive 720K formatted capacity with built-in power supply, in dual case for later addition of a further single drive unit



Drive in its own case **£109**
Drive with MCS-Disc Interface **£199**

5 1/4 inch Single Drive with built-in power supply. 720K formatted capacity



Drive on its own **£149**
Drive with MCS-Disc Interface **£234**



MCS-Disc INTERFACE BOARD

ALL PRICES INCLUDE VAT

3 1/2 inch Dual Drive 1440K formatted capacity with built-in power supply



Drive on its own **£199**
Drive with MCS-Disc Interface **£289**

5 1/4 inch Dual Drive 1440K formatted capacity with built-in power supply





Drive on its own **£269**
Drive with MCS-Disc Interface **£344**

Prices correct of time of going to press. Offers subject to availability.

Visit our Showroom
Open Monday - Friday 9.30 - 5.30
Saturday 9.30 - 2.00

All drives are compatible and ready to plug in and use with all currently available QL Disc Interfaces. When bought with the MCS-Disc Interface, they are ready to plug in and use.

Other peripherals for the QL

MONITORS	
	Phillips Monochrome Green Model BM7502 £85
	Phillips Monochrome Amber Model BM7522 £95
	Phillips Colour TV/Monitor Model 1114 £199
	Phillips Standard Resolution Colour Monitor GM8501 £199
	Taxan Kaga KP8 10 £249
	Canon PW1080A £249
PRINTERS	
	Queen Data Daisy Wheel Printer £168
	Serial to Centronics Interface lead for above printers £19.95
	Perspex printer stand for 80 col. printer £16.95
	136 col printer £27

Carriage
Please add £12.00 carriage for disc drive, £8 for printers and monitors, £3 for printer stands.

Unit 7, Trumpers Way, Hanwell W7 2QA. Tel: 01-843 9903



Post to: VIGLEN COMPUTER SUPPLIES
Unit 7, Trumpers Way, Hanwell W7 2QA
Credit card holders may order by telephone on 01-843 9903


Please send me _____
I enclose Cheque/P.O. for £_____ including carriage.
Make cheques payable to Viglen Computer Supplies.


Name: _____
Address: _____

I prefer to pay by ACCESS/BARCLAYCARD (delete one).

Card No: _____
Signature: _____

Credit Cards valid only if signed by card holder. Address must be the same as card holder.





James Lucy shows how to modify the QL Character set to produce anything from space invaders to fancy fonts.

Most computers, including the QL's little brother the Spectrum, have facilities for user-defined graphics. For the uninitiated, that means that the appearance of some of the characters the computer prints on the screen can be

modified to suit the needs of the user. In serious applications it is possible to produce characters such as special scientific symbols, or for the games player characters can be defined to resemble missiles, spaceships and other warlike paraphernalia. If one character is not big

enough, several can be defined and printed as a group. You will not need to be told that the QL does not have UDGs built into SuperBasic but with the application of some machine code the shortcoming can be remedied. The machine code routine in listing one

Listing 1

```

* UDG program version 3
*
* First find the font ( Not strictly necessary; could use method in UDG )
*
LOOK    MOVE.L    $1F605428,D1    Characteristic start of ROM font
        SUBA.L    A0,A0          Zero A0
        ADDA.L    E2,A0          Start looking in word size steps
        CMP.L     (A0),D1        Is it the ROM Font?
        BNE.S    LOOK           No, so look at next word
        LEA     ROM_FONT,A1     Yes, so store address of font in ROM_FONT
        MOVE.L    A0,(A1)

*
* Link in the keyword
*
        MOVE.W    $110,A2
        LEA     PROC_DEF,A1
        JSR     (A2)
        MOVEQ    E0,D0
        RTS

PROC_DEF DC.W    1              UDG--
        DC.W    UDG--
        DC.B    3,'UDG'
        DC.W    0,0,0

*
* Now describe the routine itself
*
UDG     MOVE.W    $112,A2          Get some parameters
        JSR     (A2)
        CMPI.W  $11,D3           Have we got 11? (i.e. including a chan no.)
        BNE.S  DEFAMLT         No, so see if we have 10
        MOVE.W  0(A6,A1.L),D6    Yes, so store Sbasic channel number
        ADDA.L  E2,A1           and skip past it on RI stack
        SUBQ.L  E1,D3           Prepare D3 for the subroutine (10 pars only)
        BSR    COPY_PARS        and copy the parameters to our store
        BSR    CHAN_ID          Calculate QDOS chan id from SBasic chan num
        TST.L  DO              Any errors?
        BNE    ERR_EXIT         Yes, so exit
        BRA    CHK_FONT         No, so skip the section below

*
DEFAULT CMPI.W  $10,D3          If not 11, have we got 10?
        BNE    BP_ERR           No, so write Bad Parameter error
        BSR    COPY_PARS        Copy params to store
        MOVE.W  E1,D6           Set default channel 1
        BSR    CHAN_ID          and find its QDOS id
        TST.L  DO              Errors?
        BNE    ERR_EXIT         Yes, so exit

*
* Now see if we have already redefined the font
*
CHK_FONT MOVE.L  A0,D0          Put id in data register
        AND.L  $FFFF,D0        Look at word giving position in chan table
        LSL.L  E2,D0           Multiply by 4 because entries are long words

        MOVE.L  $28078,A1       Point to base of channel table
        MOVE.L  0(A1,DO),A1     Yes, like out of memory, so exit
        LEA    $2A(A1),A1       Font address is at $2A from base of chan def block
        CMPI.L  $BFFF,(A1)     Is font within RAM?
        BLE.S  NOT_RAM         No, so need to copy ROM font
        LEA    RAM_FONT,A2     Yes, so store its address in RAM_FONT
        MOVE.L  (A1),(A2)
        BRA.S  OK1            And skip past ROM font copy

*
* Action if font is in ROM:
*
NOT_RAM LEA    CHAN,A1
        MOVE.L  A0,(A1)        Store chan id in CHAN
        MOVE.L  E876,D1        and use QDOS Trap to
        MOVEQ   E0,D2          reserve 876 bytes
        MOVEQ   E$18,D0        of heap space
        TRAP   E1
        TST.L  DO              Errors?
        BNE    ERR_EXIT         Yes, like out of memory, so exit
        LEA    RAM_FONT,A1     No, so point to RAM_FONT
        MOVE.L  A0,(A1)        After Trap, A0 contains base of heap area allocated

* Copy the font
        MOVE.L  E437,D1        Set up D1 for a loop

*
* Persuade channel to use our font
*
        LEA    CHAN,A0
        MOVE.L  (A0),A0        Retrieve chan id
        SUBA.L  A2,A2          Zero A2
        LEA    RAM_FONT,A1    Point to Ram_font
        MOVE.L  (A1),A1
        MOVEQ   E-1,D3         indefinite timeout
        MOVEQ   E$25,D0        SD.FONT Trap
        TRAP   E3
        TST.L  DO              Errors?
        BNE.S  ERR_EXIT         Yes, so exit

*
* Transfer parameters to new font
*
OK1     LEA    RAM_FONT,A1     Get address of font
        MOVE.L  (A1),A1
        LEA    PARAMS,A5       Point to our UDG parameters
        MOVE.W  (A5),D6        Load first parameter(character code)
        SUB.B   (A1),D6        Subtract lowest valid character
        MULU   E9,D6           Multiply by 9
        ADDQ   E2,D6           and add 2 to skip past first two bytes in font
        ADDQ   E2,A5           Look at next parameter
        ADDQ   E8,D5           Set up for 9* loop
        MOVEQ   NEW_CHAR MOVE.B 1(A5),0(A1,D6) Move LSB of param to correct place in RAM font

        LEA    ROM_FONT,A1     Point to Rom font
        MOVE.L  (A1),A1        Address of font to A1
        COPY_FONT MOVE.W  (A1)+,(A0)+ Transfer the font to the heap area
        DBF    D1,COPY_FONT

        ADDQ   E1,D6           Next byte in font
        ADDQ   E2,A5           Next parameter
        DBF    D5,NEW_CHAR

*
        MOVEQ   E0,D0
        RTS

*
BP_ERR MOVEQ   E-15,D0
        ERR_EXIT RTS

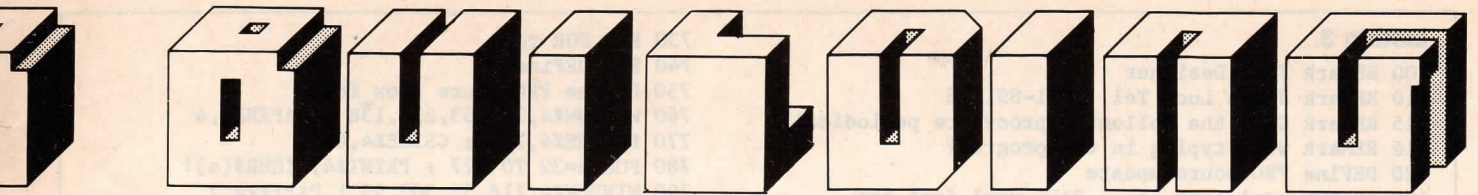
*
* Expects sbasic chan in D6, returns
* chan id in A0, error in D0
*
CHAN_ID MOVE.L  $30(A6),A0     Point to Basic channel table
        MULU   E$28,D6        Multiply chan num by length of
        ADDA.L  D6,A0          each channel entry
        ANDA.L  $34(A6),A0    and add it to base of channel table
        CMPL.L  $34(A6),A0    Now see if we are off the top of the table
        BGE.S  NOTF           If so, return not found error
        MOVE.L  0(A6,A0.L),D0 Set condition codes with id
        BLT.S  NOTF           If negative, channel is closed
        MOVE.L  DO,A0          Put id in A0
        MOVEQ   E0,D0          No errors
        NOTF  MOVEQ   E-6,D0   Channel not open error
        RTS

*
* Expects number of pars in d3, A1
* pointing to top of RI stack
*
COPY_PARS LEA    PARAMS,A2     Point to parameter storage
        SUBQ   E1,D3          Prepare for DBF loop
        LOOP1 MOVE.W  0(A6,A1.L),(A2)+ Copy contents of RI stack to store
        ADDQ.L  E2,A1        and look at the next item on RI
        DBF    D3,LOOP1     and continue until all pars copied
        RTS

*
CHAN     DS.L    1            Space for QDOS channel id
ROM_FONT DS.L    1            Address of font in ROM
RAM_FONT DS.L    1            Address of font in RAM
PARAMS   DS.W    10         Space for 10 UDG parameters

*
        END

```

adds a suitable command to SuperBasic, UDG, the syntax of which will be explained later. For those without an assembler, a Basic loader is given in listing two.

The third program Font Designer uses the UDG extension to provide a convenient environment in which to design your own graphics characters. In this article we will look at how the QL displays characters on the screen and how we may make changes to suit our needs. To help make things clear, this is an interactive article. Various

lines of SuperBasic will be given in the text which, if typed-in in sequence, will form the essential elements of a program implementing UDGs from SuperBasic.

Sinclair prefers the spelling fount to font but however spelt its literal meaning is a set of type. In the computer context, a font is a set of numbers in memory which define the way in which the computer will represent characters on the screen. The legibility of screen characters varies considerably between computers and is a

significant factor in the user-friendliness of the machine; very distorted typefaces are tiring and continually remind users that they are using a second-rate computer.

The appearance of the characters will depend on the resolution of the screen, the number of characters which are to fit on a line, and the typeface style in use. The maximum horizontal resolution of the QL is 512 pixels – pixel=picture element, the smallest area of the screen the QL can control – which with 85

Font Designer and in figure one should now be clear.

The QL uses a sans-serif typeface which is not so clear as that on some other machines, notably the Macintosh, but is a considerable advance on the Spectrum, which lacked true descenders. Since there are several different character sizes available – SuperBasic CSIZE command – it might be thought that different fonts would have been employed for the various sizes, allowing attractive and legible typefaces for the larger characters. In fact, presumably for reasons of space and to simplify the screen driver, the compromises made for the smallest characters are magnified for the larger, which is why the large sizes look rather strange.

We will now go on a font hunt. Since the QL needs to display characters as soon as it is switched on, the information for the font must be contained in ROM. The precise location varies between ROM versions but immediately after switch-on this expression will print the address of the start of the first font. This is the first thing to type in if you feel so inclined:

```
chan_num=1
rom_font=PEEK_L
(PEEK_L(PEEK_L(
163960)=chan_num*4)
=42) PRINT rom_font
```


On the JS ROM that yields 44442 and the alternate font 45318, the latter obtained by substituting 46 for 42 in the foregoing expression. Both these addresses are, of course, firmly in ROM.

If anyone is wondering where three nested PEEK_Ls come from, here goes. 163960 is the address of the base of the channel table. The channel table consists of

```
100 REMark Basic loader for UDG SuperBasic extension
110 REMark James Lucy
120 REMark This program adds the extension UDG to SuperBasic
130 REMark and should be run before using the Font Editor
140 REMark If the Remark in line 240 is removed, it will generate
150 REMark a binary file 'udg' in a form useable by Font Editor
160 REMark assuming a JS ROM.
    If you do not have a JS ROM, the 'udg'
170 REMark file may be used by typing 'a=RESPR(512)
    :LBYTES mdvl_udg,a:
180 REMark CALL 'a' directly after a reset.
    Font Editor may then be run.
190 ad=RESPR(360) : checksum=0
200 RESTORE 250
210 FOR a=0 TO 359:READ byte:POKE ad+a,
    byte:checksum=checksum+byte
220 IF checksum <> 27884 : PRINT 'Wrong data!' : STOP
230 CALL ad : PRINT#0,"UDG loaded"
240 REMark SBYTES mdvl_udg,ad,360
250 DATA 34,60,31,96,84,40,145,200,209,252
260 DATA 0,0,0,2,178,144,102,246,67,250
270 DATA 1,56,34,136,52,120,1,16,67,250
280 DATA 0,8,78,146,112,0,78,117,0,1
290 DATA 0,12,3,85,68,71,0,0,0,0
300 DATA 0,0,52,120,1,18,78,146,12,67
310 DATA 0,11,102,30,60,54,152,0,211,252
320 DATA 0,0,0,2,83,131,97,0,0,232
330 DATA 97,0,0,196,74,128,102,0,0,188
340 DATA 96,0,0,28,12,67,0,10,102,0
350 DATA 0,174,97,0,0,206,60,60,0,1
360 DATA 97,0,0,166,74,128,102,0,0,158
370 DATA 32,8,192,188,0,0,255,255,229,136
380 DATA 34,121,0,2,128,120,34,113,0,0
390 DATA 67,233,0,42,12,145,0,0,191,255
400 DATA 111,8,69,250,0,182,36,145,96,72
410 DATA 67,250,0,166,34,136,34,60,0,0
420 DATA 3,108,116,0,112,24,78,65,74,128
430 DATA 102,0,0,94,67,250,0,150,34,136
440 DATA 34,60,0,0,1,181,67,250,0,134
450 DATA 34,81,48,217,81,201,255,252,65,250
460 DATA 0,118,32,80,149,202,67,250,0,118
470 DATA 34,81,118,255,112,37,78,67,74,128
480 DATA 102,44,67,250,0,102,34,81,75,250
490 DATA 0,100,60,21,156,17,204,252,0,9
500 DATA 84,70,84,77,122,8,19,173,0,1
510 DATA 96,0,82,70,84,77,81,205,255,244
520 DATA 112,0,78,117,112,241,78,117,32,110
530 DATA 0,48,204,252,0,40,209,198,177,238
540 DATA 0,52,108,12,32,54,136,0,109,6
550 DATA 32,64,112,0,78,117,112,250,78,117
560 DATA 69,250,0,28,83,67,52,246,152,0
570 DATA 84,137,81,203,255,248,78,117,0,0
580 DATA 0,0,0,0,0,0,0,0,0,0
590 DATA 0,0,0,0,0,0,0,0,0,0
600 DATA 0,0,0,0,0,0,0,0,0,0
```

Listing 2.
The Basic Loader

FIG 1.



characters per line implies that each character can be six pixels wide.

In practice, the right-hand one of the six pixels is left blank to provide spaces between the letters. A similar calculation with 25 lines and 256 pixels vertical resolution gives 10 pixels height to each character. The top row of each 10-high block is implicitly blank to allow space between lines. That causes problems if you are trying to make large shapes from several UDGs – use the CURSOR command to abut them. The reason for the 5x9 grid used on the

Listing 3.

```

100 REMark Font Designer
110 REMark James Lucy Tel. 0621-891715
115 REMark Call the following procedure periodically
116 REMark when typing in the program:
120 DEFine PROCedure update
130 DELETE mdvl_font_bas : SAVE mdvl_font_bas
140 END DEFine
150 REMark The following instruction loads the
    SuperBasic extension UDG
160 REMark It may be included in the program on JS ROMs,
170 REMark but should be typed in as a direct
    command after a reset
180 REMark on other versions
190 REMark a=respr(512) : lbytes mdvl_udg,a : call a
200 DIM g(5,8) : set_up : info
210 REPEAT outer_loop
220 x=0 : y=0
230 which_char : draw_grid : show_old_char
    : show_new_char : show_font
240 REPEAT LOOP
250 CURSOR 23+20*x,24+15*y : PRINT "*"
260 a=KEYROW(1) : IF NOT a : GO TO 260
270 CURSOR 23+20*x,24+15*y : PRINT "*"
280 SELECT ON a
290 =1 : INPUT dummy$ : EXIT LOOP
300 =2 : x=x-1 : IF x < 0 : x=0
310 =4 : y=y-1 : IF y < 0 : y=0
320 =8 : EXIT outer_loop
330 =16 : x=x+1 : IF x > 4 : x=4
340 =64 : BLOCK 20,15,20+20*x,25+15*y,7
    : g(x,y) = g(x,y) XOR 1
350 : totalup y : newchar : show_new_char
360 =128 : y=y+1 : IF y > 8 : y=8
370 END SELECT
380 FOR a = 1 TO 25 : NEXT a
390 END REPEAT LOOP
400 show_font
410 END REPEAT outer_loop
420 tidy_up
430 DEFine PROCedure totalup (row)
440 mpx=64 : rowtot=0
450 FOR col = 0 TO 4 : rowtot = rowtot
    + g(col,row)*mpx : mpx=mpx/2
460 g(5,row) = rowtot
470 CURSOR 140,28+15*row : OVER 0 : CSIZE
    2,0 : INK 0 : STRIP 7:PRINT' '
480 CURSOR 140,28+15*row : PRINT rowtot :
    OVER -1:CSIZE 3,1:INK 7:STRIP 4
490 END DEFine
500 DEFine PROCedure newchar
510 UDG £4,cc,g(5,0),g(5,1),g(5,2),g(5,3),g(5,4),
    g(5,5),g(5,6),g(5,7),g(5,8)
520 END DEFine newchar
530 DEFine PROCedure show_new_char
540 CSIZE£4,0,0 : AT£4,1,1 : pr :
    CSIZE£4,0,1 : pr
550 CSIZE£4,2,0 : pr : CSIZE£4,3,1 :
    PRINT£4,CHR$(cc);
560 END DEFine
570 DEFine PROCedure pr : PRINT£4,CHR$(cc)&'
    ' : END DEFine
580 DEFine PROCedure draw_grid
590 FOR a = 0 TO 5 : BLOCK 1,135,20+20*a,25,7
600 FOR a=0 TO 9 : BLOCK 100,1,20,25+15*a,7
610 INK 7 : OVER -1 : CSIZE 2,1
620 END DEFine
630 DEFine PROCedure show_old_char
640 char_addr = font_addr(4)+2+(cc-31)*9
650 FOR row = 0 TO 8
660 vall = PEEK(char_addr+row) : dvx=64
670 FOR col = 0 TO 4
680 g(col,row) = vall DIV dvx
690 IF g(col,row) : BLOCK 20,15,20+20*col,25+15*row,7
700 vall = vall MOD dvx : dvx = dvx/2
710 END FOR col
720 totalup row
730 END FOR row
740 END DEFine
750 DEFine PROCedure show_font
760 WINDOW£4,198,63,272,138 : PAPER£4,4
770 BORDER£4,1,0 : CSIZE£4,0,0
780 FOR a=32 TO 127 : PRINT£4, !CHR$(a)!
790 WINDOW£4,118,32,307,99 : PAPER£4,7
    : BORDER£4,1,0
800 CSIZE 2,0 : STRIP 7 : OVER 0 : INK 0 : AT 0,1
810 PRINT "Character ";cc : CSIZE 3,1 : STRIP 4
    : OVER -1 : INK 7
820 END DEFine
830 DEFine PROCedure set_up
840 MODE 4 : OVER 0 : WINDOW 512,256,0,0 :
    PAPER 7,4,2
850 CLS : STRIP 7 : INK 0 : UNDER 1 : CSIZE 3,1
860 CURSOR 130,225 : PRINT' FONT DESIGNER ' :
    CSIZE 0,0 : UNDER 0
870 BLOCK 448,200,32,16,7 : BLOCK 5,200,480,21,0
880 BLOCK 448,5,37,216,0
890 WINDOW 186,180,49,30 : PAPER 4:BORDER 1,0:CLS
900 OPEN£3,scr_198x60a272x30
910 PAPER£3,2 : BORDER£3,1,0 : INK£3,7 : CLS£3
920 OPEN£4,scr_118x32a307x99
930 PAPER£4,7 : BORDER£4,1,0 : INK£4,0 : CLS£4
940 OPEN£5,scr_198x63a272x138
950 PAPER£5,4 : BORDER£5,1,0 : INK£5,0 : CLS£5
960 PRINT£3,' CSR KEYS - MOVE MARKER '\
    <SPACE> - TOGGLE PIXEL '
970 PRINT£3,' <CR> - ANOTHER CHARACTER'\
    <ESC> - EXIT PROGRAM'
980 END DEFine
990 DEFine PROCedure info
1000 PRINT '\ ' FONT DESIGNER provides an '
1010 PRINT 'interactive environment to '
1020 PRINT 'generate the parameters '
1030 PRINT 'required for the SuperBasic '
1040 PRINT 'extension UDG. As it is being '
1050 PRINT 'redefined, the new character '
1060 PRINT 'will be displayed in several '
1070 PRINT 'different CSIZES. When the '
1080 PRINT 'character has been redefined '
1090 PRINT 'simply make a note of the '
1100 PRINT 'nine parameters for use in UDG'
1110 AT 14,2 : STRIP 7
1115 PRINT ' Press any key to continue ':PAUSE
1120 UDG £4,32,0,0,0,0,0,0,0,0,0
1130 END DEFine
1140 DEFine PROCedure which_char
1150 OVER 0 : INK 0 : STRIP 7
1160 CSIZE 0,0 : CLS : AT 3,0
1170 PRINT "Type the code of the character"
1180 PRINT " to be redefined (32-127): "
1190 PRINT " (0 to exit program) "
1200 AT 7,10 : CSIZE 3,1 : INPUT cc$ : IF
    cc$='0' : tidy_up
1210 IF cc$=' ' THEN cc$='65' : GO TO 1230
1220 FOR a=1 TO LEN(cc$)
1221 b=CODE(cc$(a))
1222 IF b < 48 OR b > 57
1223 BEEP 1000,255 : CLS 3 : CSIZE 0,0 : GO TO 1200
1224 END IF
1225 END FOR a
1227 IF cc$ < 32 OR cc$ > 127
1228 BEEP 1000,255 : CLS 3 : CSIZE 0,0 : GO TO 1200
1229 END IF
1230 cc=cc$ : CLS : INK 7 : STRIP 4
1240 END DEFine
1250 DEFine PROCedure tidy_up
1260 FOR a=3 TO 5 : CLOSE£a
1270 WINDOW 448,200,32,16 : OVER 0 : PAPER 4 : INK 0
    : CSIZE 0,0 : CLS
1280 WINDOW£0,448,40,32,216 : PAPER£0, 0 : INK£0,
    7 : CLS£0 : STOP
1290 END DEFine
1300 DEFine FuNction font_addr(chan_num)
1310 RETURN PEEK_L(PEEK_L(163960)+chan_num*4)+42)
1320 END DEFine

```

a series of longword pointers to the channel definition blocks for each channel. The second entry in the channel table is for SuperBasic channel 1 – on start-up – so the expression **PEEK_L(PEEK_L(163960)=1*4)** returns the address of its channel definition block. At offsets of 42 and 46 are the addresses of the fonts in use for that channel. The alternative font mentioned is the one used to print all the foreign letters and odd symbols which appear when you press strange combinations of keys.

The format of the fonts is shown in figures two and three. The first byte contains the code of the lowest valid character in the font, the second byte contains the number of valid characters minus one, and then follow blocks of nine bytes, each block describing one character and each byte describing one row of one character.

PEEK(rom_font) should give 31, the code of the lowest valid character... **PEEK(rom_font+1)** should return 96, one fewer than the number of valid characters. When the QL has to write a character to screen, it looks to see if the character is valid in the first font; if not, it tries the second font and if it still cannot be

cannot be modified. The solution is to copy it to RAM, where it can be altered as much as we like, and then to make the relevant channel use our new font. Qdos, the QL operating system, provides a routine to persuade any console or screen channel to use a font at a specified address – Tra 3, D0=\$25, A0=chan id, A1, A2 – font addresses – or if we know the address of the

the columns which have ink colour squares. That will produce nine numbers which should have values between 0 and 124 and be divisible by 4. They are the bytes which make up the character.

The one remaining problem is to calculate where to put the bytes. These lines of SuperBasic will reserve some space for a RAM font and copy the

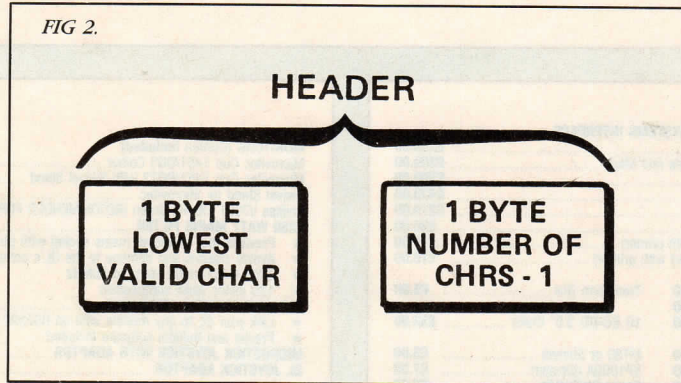
```
10 DATA 16, 40, 16, 124,
16, 40, 40, 40, 68
20 RESTORE 10
30 FOR a=0 TO 8:READ
byte:POKE char_bytes_
addr=a, byte RUN
```

This data will produce a passable imitation of a human figure when used in CSIZE 3,1. To see it just type PRINT "A".

As you will by now appreciate, defining your own characters from SuperBasic is possible but requires perseverance, particularly if you intend to re-define characters in several different channels. The machine code extension to SuperBasic, UDG, works in a very similar way to the method described in SuperBasic but very much simpler and quicker. Once it is loaded, it remains part of SuperBasic until the machine is switched off. The syntax of UDG is as follows: **UDG chan_num, character, par1, par2, ..., par 9.**

Thus if you wish to re-define character 65 in channel 2 to our 'stick-man' shape you would simply type: **UDG 2, 65, 16, 40, 16, 124, 16, 40, 40, 40, 68**

The channel number is optional and, if not specified, defaults to channel 1. The character number is not error-checked and should



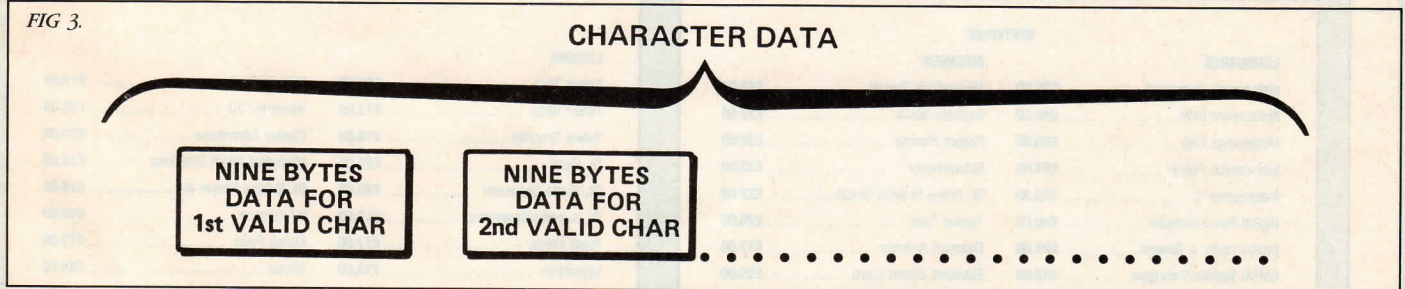
channel definition block in question we can poke the font address locations direct. This rather unofficial technique is used below, once we have created a RAM font.

We are now in a position to set up our own font, modifying any of the contents to produce special characters, or modifying all of them to provide a new typeface. As described, the information to create each character consists of a block

ROM font into it, assuming you have entered the other lines above:

```
ram_font=RESPR(9*
PEEK(rom_font+1)+2)
FOR a=0 TO 874:POKE
(ram_+a),PEEK
(rom_font+a)
Now we make channel 1 use
our new font:
POKE_L(PEEK_
L(163960)+1*4)+42),
ram_font
```

We are poking the address we peeked to find where the ROM font was.



found it prints, in the case of the JS ROM, the lowest valid character in the first font. This is the chequerboard pattern and the nine bytes which make it up can be seen by entering:

```
FOR a=1 to 9: PRINT
!PEEK(rom_font+1+a)!
This should print out
84,40,84,40, . . . etc.
```

Now we know what the font is and where to find it, but there is still a problem. The font is in ROM and so

of nine bytes. Reference to the grid pattern in figure one will show how suitable values for these bytes are produced.

Draw a grid five squares wide by nine squares high. Write the numbers 4, 8, 16, 32, 64 above the columns, working from right to left. Shade-in any squares you require to be ink colour, then calculate the value for each of the nine rows by adding the numbers above

Suppose we wish to re-define the upper case A, character code 65.

```
LET char_num=65
```

```
We can now calculate the
address of the start of the
bytes for the character 'A':
char_bytes_addr=
ram_font+2+9*
(char_num-PEEK(
ram_font))
```

All that remains is to poke the values calculated from our grid to the location; you need line numbers for this:

be in the range 32-127.

The Font Designer is an easy-to-use SuperBasic program to generate the parameters for UDG, making use of the UDG extension. Characters are re-defined on-screen and are displayed simultaneously in several different CSIZES. The complete font is also displayed to facilitate consistency of style if re-defining the whole character set. The method of operation is explained clearly on-screen.

STRONG COMPUTER SYSTEMS

BRYN COTTAGE, PENIEL, CARMARTHEN, DYFED SA32 7DJ. TEL: 0267-231246

PRICE LIST

QL COMPUTER 2.3 SOFTWARE – PLEASE CALL FOR LATEST PRICE
ALL PRODUCTS FROM STOCK FOR NEXT DAY DELIVERY

PRINTER PRICES INCLUDE MIRACLE SYSTEMS INTERFACE

SEIKOSHA SP1000A	£229.00
Sinclair printer with serial cable (available mid May)	£209.00
TAXAN KP810	£299.00
TAXAN KP910	£429.00
QUEN DATA DAISYWHEEL	£219.00
Miracle Systems Parallel Interface	£20.00
2000 Sheets Fanfold Paper (supplied with printer)	£16.00
1000 Sheets 80grm Micro Perf. (supplied with printer)	£18.00

ACCESSORIES

4 Microdrive cartridges	£8.00	Transform Box	£5.00
10 Cartridges with Transform Box	£23.00		
10 DS/DD 5.25" Disks	£23.00	10 DS/DD 3.5" Disks	£32.00

RIBBONS

Brother M1009	£5.50	MT80 or Shinwa	£6.00
Quen Data	£6.00	SP1000A (Sinclair)	£7.50
Taxan	£8.00	Epson RX/FX/MX	£6.50

MONITORS (Cables Included)

Microvitec Cub 1451/DQ3 Colour	£254.00
Microvitec Cub 1451/DQ3 with Swivel Stand	£274.00
Swivel Stand for Microvitec	£25.00
Phillips V7001 18MHz Green (RECOMMENDED FOR THE QL)	£92.00
3250 WATT MAINS FILTER	£36.00

- ★ Provides four protected mains socket with plug
- ★ Avoids crashes and damage to the QL's components
- ★ 30db suppression 1MHz to 30MHz
- ★ 130 joules spike suppression

MIRACLE SYSTEMS MODAPTOR

MIRACLE SYSTEMS MODAPTOR	£39.00
★ Link your QL to any modem with an RS232C socket	
★ Prestel and Bulletin software included	
MICROSTICK JOYSTICK WITH ADAPTOR	£16.00
QL JOYSTICK ADAPTOR	£5.00

NEW SUPER Q-BOARD BY SANDY JUST	£249.00
CUMANA DUAL DRIVES + SUPER Q-BOARD	£449.00
MIRACLE SYSTEMS 512K EXPANDERAM	£119.00
INTERNAL D.I.Y. 512K RAM BOARD	£109.00
INTERNAL 512K RAM FITTED BY US	£136.00
SINGLE 3.5" DISK DRIVE + INTERFACE	£209.00
CUMANA 3.5" DUAL DRIVES + INTERFACE	£299.00
CUMANA DUAL DRIVES + INTERFACE + EXPANDERAM OR INTERNAL	£409.00
LOCKUP DISK STORAGE BOX FOR 40 3.5" DISKS	£14.00

CLEANING KIT IN CARRYING CASE INCLUDING

.....	£27.00
★ Disk head cleaner for 20 cleans	
★ Antistatic monitor spray	
★ Keyboard cleaning solution	

SOFTWARE

LANGUAGES

Metacomco Assembler	£29.00
Metacomco BCPL	£49.00
Metacomco Lisp	£49.00
Metacomco Pascal	£69.00
Metacomco 'C'	£79.00
Digital Basic Compiler	£49.00
Digital Forth + Reversi	£24.00
QMON Monitor/Debugger	£18.00
Talent Cartridge Doctor	£13.00
QL Switch Multitask	£15.00
Pro Fortran-77	£89.00

BUSINESS

TR Systems Payroll	£63.00
Decision Maker	£35.00
Project Planner	£35.00
Entrepreneur	£35.00
QL Home Finance (Buzz)	£22.00
Typing Tutor	£20.00
Eidersoft Archiver	£17.00
Eidersoft QSpell (Cart)	£20.00
Eidersoft QSpell (Disk)	£23.00

Tony Tebby's New Supertoolkit II on EPROM	£34.00
Talent Assembler with Monitor Disassembler	£25.00
Eidersoft Ice Toolkit	£10.00
Eidersoft Ice Artice	£13.00
Eidersoft Ice Choice	£15.00
Eidersoft Ice EPROM on its own	£24.00
Eidersoft Ice EPROM with Software Compendium	£59.00

LEISURE

Talent Zkul	£13.00	Microdeal Hopper	£12.00
Talent West	£13.00	Wanderer 3D	£20.00
Talent Graphiql	£16.00	Classic Adventures	£10.00
QL Paint	£24.00	Microdeal Flight Simulator	£14.00
QL Sprite Generator	£20.00	QL Bridge Player II	£18.00
QL Superbackgammon	£12.00	BJ Returns	£10.00
Pson Chess	£17.00	Match Point	£13.00
Hyperdrive	£13.00	QDraw	£15.00
Digital Reversi	£11.00	QL Super Arcadia	£13.00
Steve Davis Snooker	£13.00	Spook	£10.00
Talent Cosmos	£13.00	Digital Astrologer	£23.00
QL Caverns	£12.00	Master Blaster	£9.00
QL Fictionary	£13.00	QL Bounder	£10.00
Citadell	£9.00	QL Meteor Storm	£11.00
QL Pawn	£18.00	BJ 3D	£10.00
Knight Flight	£13.00	Scrabble	£13.00
Zapper With Eagle	£9.00	3D Slime	£12.00
Nemesis	£12.00	QL Jabber	£10.00

ALL PRICES INCLUDE VAT + CARRIAGE

Astracom announce The Astracom 1000

Multistandard Intelligent Modem

Not BT Approved
BT approval applied for

THE COMPREHENSIVE SOLUTION

For your QL communications needs – covers all the major international FSK modem modes permitted in UK

300/300 baud CCITT V21 Answer & Originate
1200/75 baud CCITT V23 main channel
75/1200 baud CCITT V23 back channel
1200/1200 baud half duplex packet system

Auto-dial and Auto-answer

Centronics interface with 6KB buffer – for serial to centronics conversion or for printing incoming modem data.

Comes complete with communications software for the QL – Prestel emulation, 40/80 column terminal emulation, text file transfer. N.B. software works with expanded QLs.

The Astracom 1000 is 7 inches wide by 8 inches deep and 1.5 inches high. It comes complete with software, manual and serial cable, all for

£173.00 + VAT

For free data sheet or further information phone **0792 473697** anytime

SO CLEVER, IT'S SIMPLE

Onboard microcomputer ensures correct data exchange with QL and provides split baud rates for V23 modem modes.

The Astracom 1000 is controlled by software commands from keyboard or the communications software provided. Automatically reports mode and status and has inbuilt help menu.

Auto-scan feature puts modem in correct mode to respond to incoming carrier.

TOTALLY INDEPENDENT

The Astracom 1000 has its own power supply and can be used with any computer that has a serial port, and so will work with a successor to your QL. Astracom intend to provide communications software for a wide range of computers.

SUPER Q-BOARD BY SANDY

DESCRIPTION

This is the complete upgrade for the QL completely contained in the Sinclair specified expansion unit.

It looks the same as a normal interface except that the disk socket is moved towards the front of the Sinclair moulding making room for a parallel printer port to be inserted.

Inside together with the disk interface is a full 512K of RAM and the Eprom contains the most comprehensive of Super Basic commands of any interface. A unique feature is be able to set up a printer buffer within RAM.

The design of this unit is of such a high standard that we would suggest that it will not be bettered. Ideal for the work environment and the discerning home user.

SUPERBASIC EXTENSIONS

SPL SPL_USE:- File spooler.
JOBS AJOB SPJOB RJOB:- Job control.
GET BGET PUT BPUT FPOS:- Direct access files.
FLEN FTYP FDATE:- File enquiry functions.
FOPEN FOP_IN FOP_NEW FOP_OVER FOP_DIR VIEW:-
Examining a file.
WDIR WSTAT WDEL WDEL_F:- Wild card commands.

STAT:- Drive statistics.
WCOPY:- Wild card copy.
RENAME TRUNCATE
DATA_USE:- Default directory.
CLOCK:- Resident clock.
EXTRAS:- Listing extensions.
FORMAT RAM_200:- Creates 200 sector RAM disk.
RAM_USE FLP:- RAM disk emulates FLP.

PAR:- Parallel printer port with default buffer of 128 bytes.
PAR_USE SER:- Emulates Serial ports.
PARF_3K:- *** form feed with 3K buffer.
PARC_400:- ***<CR> in place of <LF> with 400 byte buffer.
FLP_USE MDV:- Discs emulate MDV
FLP_SEC:- Security level.
FLP_START:- Start up time.
FLP_TRACK:- Number of tracks.

EXPANDERAM 512K

The Miracle Systems Expanderam Plugs into the main port on the left of the QL and has an extension plug to enable a disk interface to be plugged in. The advantages of this method of upgrading are that the QL warranty is not effected and it runs 1.7+ times faster. A cover is supplied with it to protect the cct. boards.

512K INTERNAL RAM UPGRADE

The 512K RAM is supplied on a printed cct. board, and the procedure to upgrade is:-

1. Open QL using posidrive screwdriver.
2. Remove main ROM and plug the board in its socket.
3. Remove main processor and bend up two pins.
4. Put main processor back in socket.
5. Solder four wires onto processor.
6. Put ROM into socket on new board.
7. Solder capacitor onto 5V regulator and test QL.
8. If all is well put screws back in QL.

This upgrade gives the QL a total 640K of RAM and any disk interface can be used with it. A 90 day Warranty is offered on the QL excluding drives when fitted by us.

CUMANA INTERFACE

The Cumana Interface extends onto the Expanderam or can be plugged into the QL expansion port if the internal RAM upgrade is adopted. It has an alternate EPROM fitted which contains RAM-DISK function as well as the normal toolkit commands.

DUAL DISK DRIVES

3.5" 720K X 720K Dual Cumana drives with NEC mechanisms boxed side by side supplied with all upgrades.

Open Channel is where you get the opportunity to voice your opinions in Sinclair QL World. Whether you want to ask for help with a technical problem, provide somebody

with the answer, or just sound off about something that bothers you you, write to:

**Open Channel
Sinclair QL
Petty France
London SW1H 9ED**

OPEN

Quill copies

To reply to Derek Coverdale's letter in the April issue While there is no simple way to introduce the printing of multiple copies of documents into Quill, it can be easily done from SuperBasic by the following procedure.'

First, start to print one copy of the document as normal but when the default device of printer is shown, do not accept that but instead type the name of the file, e.g., 'name'. That will produce a standard ASCII file of your document, called 'name_lis' on mdv2_, with all the correct control codes from the printer driver embedded in it.

Next, leave Quill and return to SuperBasic and run the following program:

```
100 BAUD 9600
110 CLS
120 INPUT 'Number of
copies?'
;num
130 FOR i=1 to num
140 COPY_N mdv2_name_
lis to ser1
150 OPEN #3, ser1: PRINT #3,
//:CLOSE #3
160 END FOR i
```

It may be necessary to change the baud rate or use ser1c instead of ser1, depending on the type of printer used.

Line 150 is necessary to prevent the end of one copy running into the start of the next. You can insert more '/' separators to get more spacing between copies.

This, however, leads me to a question – is any company working on an upgrade to Quill offering such facilities as preserving the justification when using double width, different type styles and proportional spacing – all available on the official Sinclair printer but not supported from Quill, multiple copies, other typeface changes such as italics and double strike and so on?

**Michael Scott,
Chester.**

File rescue

Help! The unthinkable has happened and I am having to come to terms with the possibility that I have lost around eight hours of

computer input. I was updating a draft copy of a 10,000-word document I had stored on Quill and was careful to make a back-up copy of the file as I worked through it. When I made the last back-up, over-writing the previously-stored copy, the program reported "I/O incomplete – press space to continue".

In my confusion, I pressed the space bar followed by the escape key and promptly lost the whole document. When I tried to re-load the file, the depressing message "not a valid Quill file" flashed on to the screen.

It appears that the Microdrive was full when I tried to make the last back-up and that accounts for the "I/O incomplete" report. I still have the corrupted file, plus its associated def-tmp file, stored on the Microdrive, so the document must still be there somewhere. The problem is how to get at it, preferably without resorting to the rather expensive disc-doctor type programs.

Is there any way of re-validating the corrupted file so that I can at least save some of the lost information? I have back-up copies of the draft copy but the thought of typing-in all the amendments again leaves me feeling rather sick. Have you any miracle cures?

Ian Tait.

Editor's Reply:
Load Quill and set up a page format with margins as you require them. Then use the merge command F3, 0 (for 'Other commands'), M (for 'Merge'), and then the drive reference and your lost file name followed by ENTER.

Quill will merge your file into the blank format up to the point where the data corruption occurs. You will get the diagnostic 'merge failed' but with luck you should then have in RAM a sizeable portion – some-times all – of your lost file.

Dial directory

I am compiling a directory of QL users who are modem owners, to facilitate the interchange of programs, ideas and hints, and generally to increase the technical competence of QL owners. I would be grateful if you could mention this and stress that there is no commercial interest.

If any of your readers own a QL and a modem – of any description – could they please send me the following details if they would like to be included in the directory:

Modem make and speeds available. Modem software make and a brief description of the facilities. Full telephone number, including area code. Postal address. Interests in computing, e.g., business, machine code, languages, utilities, games. Specialities, subjects in computing with which others could be helped. Any other pertinent facts, such as membership of IQLUG, Prestel and bulletin boards; auto dial/answer boards fitted; age if under 18.

If they could also include a Microdrive cartridge and a stamped self-addressed envelope, when I have received a few people's details I can send the first version of the directory to all those included in it.

Why should we have to subscribe to Prestel when there are plenty of people with modems and plenty of things to say to fellow QL owners?

**Michael Gottlieb,
22 Gibbs Green,
Edgware,
Middlesex.**

Thermal hardware

Recently I bought a QL from Dixons of Taunton. Included in the package was a serial 8056 compact printer.

I have since encountered a problem. No-one sells the thermal paper used by the printer. Could you please make enquiries, as this seems a ridiculous state of affairs.

**J. Parsons,
Taunton.**

Printer copies

I write in response to the letter from P. Johnson in the April edition.

First I took the opportunity of buying the CGP-115 printer at the reduced price in the hope that it would be compatible with my QL. To my relief, it is not only compatible but very useful and is now an invaluable part of my QL equipment.

I have the full operating manual, a copy of which I will happily send to Johnson for a small contribution to cover photocopying and postage, if he will send me his address.

Second, I would like to say how much I enjoy your magazine. With its useful reviews and informative articles, I look forward to it each month. The recent Diary of a QL user was interesting and very funny. It makes a pleasant change to find such humour in a user magazine.


The Progs section offers some high-quality user programs, although they are not always as infallible as the editor claims, e.g., in *Qibello QL User* – August, 1985, line 1730 should obviously read:

```
IF (x=1 OR x=8) AND
(y=1 OR y=8) . . .
as x cannot hold values of and
8 simultaneously and nor can y.
Still, the mistakes are few and
far between and only go to
show that very few people are
perfect.
```

Editor's Reply: This is one of the many letters, programs and manuals we received in response to Mr. Johnson's letter the April issue. In view of the amount of interest shown in the CGP-115 printer/plotter, we hope to include a full review in the July issue.

We would be the first to admit that gremlins have occasionally crept into The Progs. Hopefully, as you suggest, they have been few and far between. You may have noticed we have tried to improve matters by standardising the size of printed listings and we will continue our endeavours to ensure programs are bug-free.

CHANNEL



The Whole Hog

I bought my QL in April, 1985. Abacus did not clone and had to be replaced. My machine was for the most part used for writing reports, for which it was reasonably satisfactory but why did it keep crashing? Sometimes it denied that a Microdrive existed, usually MDV2. Sometimes it even started accessing both Microdrives at once. Even with such defects it was used regularly at work until July.

Then followed a fallow period when I could not use the machine because the printer I bought refused to work even after repair. After the repair of both QL and the purchase of a new printer, I was in business. It was at that time I decided that additional memory and some kind of RAM disc driver was needed. The whirring Microdrive, after writing 2,000 words, was annoying.

I went the whole hog in January by buying 512K additional memory. At the Which Computer? Show I picked up a PCML plug in ROM £22.94 inc. VAT – and a Bowthorpe Spike Protector – show price £7, usually £14. My QL now has 640K and a ROM with RAM disc, spooler and

multi-tasking commands and, of course, is protected by the spike suppressor. That transforms the QL from being just another boring micro into a proper workstation. I can now leave my micro on overnight with less fear of it crashing. I have more confidence in the machine.

My ideal set up would be: QL (JS ROM), 512K add-on RAM (PCLM), ROM toolkit (PCLM), RAM disk spooler, multi-task; green screen monitor (Citadel 101ql); dot matrix printer with NLQ – Centronics GLP.

Problems I envisage arising in the near future will be in using Metacomco C which needs a ROM plugged-in to compile. Perhaps getting an EPROM expansion board might circumvent this problem. Micro Enterprises claims to sell one, but at £69.95. Will I just be able to set up the board and put the ROMs in any socket or will I need special ROMs with the correct starting addresses?

My experience leads me to ask why cannot Sinclair provide an upgraded QL – 640K with a bigger operating system ROM? It might be interesting to do a review of such a system comparing it to other micros.

Is it possible to replace the Sinclair ROM (48K) with a

larger ROM? Perhaps Sinclair has given up on the QL?

**P.E. Sutton,
Nottingham.**

Taxing Problem

I recently purchased a small business system but I find myself in the predicament of not knowing which software to buy to suit the type of application I want. The system is a QL type JM with Philips amber monitor and Mannesman-Tally 85 with IBM/FX80 mode available. The software is required to help me run a small petrol forecourt and a small shop.

I need a well user-defined package which will enable me to replace my rather expensive accountant and still be able to satisfy the Inland Revenue at the end of the year; to work out the necessary VAT calculations and the format to satisfy the VAT man; a small interactive database which will help me to control the small amount of stock I handle in the shop.

All the advertisement sections I look at in the magazine for a package which might seem to fit my requirements appear to be far too sophisticated. I hope that you might be able to offer some advice which might point

me in the proper direction.

**B.H. Jones,
Bristol.**

Editor's Reply: I would have thought that any of the accounting packages available, such as QL Cash Trader from Quest or the Sagesoft Integrated Accounts, would suit your requirements.

So far as software being too sophisticated is concerned, surely it is better to have a system which caters more than adequately for your requirements, rather than limit yourself to something which your business may outgrow in time. If you really do not want to buy commercial software, the only other option would be to adapt the Psion packages to your specific needs. Archive is eminently-suited to the type of database application you describe and, with a little effort on your part, a simple VAT accounts program could be implemented on Abacus.

Software wanted

Can anybody help? We are a registered charity providing hostel accommodation for people with mental health problems who are unable to cope with living on their own in the community.

We are fortunate recently to have acquired a QL and would like to use it to record our weekly rent returns and also our petty cash transactions.

Our problem is that we have nobody with sufficient understanding of the QL to write a program to meet our needs, nor do we have sufficient funds to be able to buy any of the software available. So we are appealing to readers for help. Is there someone who would be willing to write a program specifically for our rent returns and/or petty cash, or perhaps someone may have some software they no longer use? I might add that it needs to be on Micro drive.

**N.C. Cullyer,
The Parkview Society Ltd,
15 Castle Road,
Torquay, Devon.**

TEST

The addition of a RAM expansion and disc drives can transform your QL into a powerful workstation. Colin Opie compares six of the systems currently available.

There are many good reasons for buying a disc interface and disc drives for your QL, with perhaps the most important being the much-improved speed and reliability compared to the use of Microdrives. Unfortunately, it was not so long ago that the relatively high cost deterred many people from purchasing such an upgrade. The market has now widened, with more suppliers available which, in turn, has reduced costs. To give some idea of the choices open to you, suppliers and manufacturers covered by this review include Cambridge Systems Technology, Sandy (Farintel), Micro Control Systems, PCML, Eidersoft and Cumana.

Various disc interfaces and drives were tested. Compatibility between systems was checked, as were the SuperBasic extensions available in the disc interface ROMs. The aim has been to guide you in your choice of upgrade, which will depend on your requirements, while enabling you to obtain as much value from your hard-earned cash as possible.

There are so many makes of disc drive that compatibility between systems becomes important. Contrary to general belief, and sincere efforts on the part of manufacturers, total compatibility is not always available, even with discs.

Problems generally arise when a disc interface has been designed to work efficiently and safely with one particular type of disc drive. Older-style drives which users may be able to obtain very cheaply, or may already own, will not always prove to be totally acceptable to the interface.

Of course, that is not really a problem when all you are doing is choosing your new disc upgrade as a complete package. If, for example, you buy a 3.5 in. disc drive, any software you buy will either be on Microdrive – so that you are always copying to your own drive – or on a 3.5 in. disc. Likewise with 5.25 in. disc systems. None of the interfaces tested produced errors when used with the drives normally recommended for them by the respective suppliers, or when used with 3.5 in. drives.

The only users who need to be a little careful are those who want a disc inter-

face to control a number of different makes of drive, both 3.5 in. and 5.25 in. You will be glad to hear that all disc interfaces except one performed well, creating no read/write errors. The one which did complain occasionally was the Memodisk interface by MCS. That was a surprise in that it is the only interface which is documented as being able to diagnose a drive intelligently, for example to see if it has a slow track seek time, and the type of disc inserted.

Speed is another important factor. In general, the quality of the ROM-based disc filing system code, and the physical limitations of the disc drives being used, are the two major contributors to overall speed. That means that some disc systems will be slower in operation than others. For simple file loading and saving the difference in speed will not be noticed. If you perform a number of database management operations, which should include a daily backing-up of discs, you may as well be working with the fastest drives possible. Continuous read/write tests using 3.5 in. disc drives revealed that the PCML interface was the fastest and that the MCS Memodisk was the slowest. The difference in speed was around 15 per cent. That means that if a continuous disc operation took seven minutes to complete using the fast interface, it would take eight minutes to complete using the slow interface. It is for individual users to decide whether the speed factor is important when making a choice. If all you are doing is performing normal Psion program operations and SuperBasic program loading and saving, you will not really notice the difference.

All disc interfaces for the QL have a ROM containing the disc filing system code and as many utilities as can be crammed in. One of these utilities provides the basis for being able to perform direct sector reading and writing. That feature is an important one if you want to purchase and use any kind of disc system toolkit, such as that produced by Digital Precision – see *Of Disks & Drives II* in the March, 86 edition. Of the RAM-disc if you switch off the QL or if the QL locks up for the same reason clock display. In essence, you obtain most, if not all, of the extensions supplied by the Sinclair QL Toolkit, but



DRIVE

not the QL Toolkit II by Tony Tebby, marketed by Care Electronics.

The interfaces by CST, PCML – and hence Eidersoft – Farmintel (Sandy), Silicon Express and Cumana all contain around 35 to 40 extensions to SuperBasic. The interface reviewed which did not contain much – only seven extensions – and did not support direct sector reading and writing – was the Memodisk by MCS. The Silicon Express interface will not read single-density discs.

It is common practice now for disc interfaces to contain some kind of RAM upgrade, usually either 256K or 512K. The RAM upgrade exists either on the same board as the interface, or as a separate board between the QL and the disc interface board. In fact, the Cumana which limits itself purely to disc interfaces. A pseudo-device normally associates itself with disc plus RAM upgrades is the RAM-disc. A RAM-disc is created by formatting the device 'ramL', or 'ram2.' and the like. Its size is user-defined in terms of the number of sectors it is to have, each sector containing 512 bytes. For example, the command 'FORMAT ramL256' will create a RAM-disc with a total capacity of 256 sectors – 128 kilobytes of storage – more than sufficient to store the entire contents of a single Microdrive cartridge. Clearly there must be a 128K of RAM available for that to happen. If you buy a disc interface with 256K of extra RAM, only half of that will be used by the RAM-disc in the example.

The advantage of RAM-discs is that they are very fast for loading and saving operations. The disadvantage, of course, that you will lose the contents of the RAM-disc if you switch the QL or if the QL locks up for the same reason and you have to re-set it. You must make sure you have the contents of a RAM-disc on a disc or Microdrive before either of those things occur.


Another device, or utility, commonly supported in disc interfaces with extra RAM, is the spooler. A spooler is really a program which acts as a printer buffer. Instead of sending output to a printer directly, the output is fed through the spooler. The spooler sets aside a block of RAM for storing or buffering the text and then controls the sending of that text to the printer.

The advantage is that once the

spooler has taken over, control returns to the user. In other words, you do not have to wait until the document is printed before you can continue to use the QL for other work. The saving in time, especially for long documents to a letter-quality printer, can be very beneficial.

Once again, all but one of the interfaces which provide for extra RAM also support RAM-discs and a spooler. By now you may be able to guess which is the odd one out but in case you cannot it is the Memodisk by MCL.

Two of the disc interfaces reviewed,



MCS Memocase. Poor Value?

the Sandy by Farmintel and the Memodisk by MCS, also contained parallel printer ports with the supporting SuperBasic extension 'PAR_USE' in the ROM. That can be a useful little extra but only if you have not circumvented the problem of interfacing a parallel printer to the QL.

The Memodisk uses a 6821 PIA chip to provide the parallel printer port, which for the technically-minded means that the interface could be re-programmed to act as a parallel input port. That is possible as no buffering exists between the PIA and the outside world.

For the majority of users that facility

TESTSTDRIVE

is about as useful as a radio without a battery, because no SuperBasic extension has been provided to allow them to achieve it. You would have to be very confident about machine code programming, have a reasonable knowledge of the 6821 PIA, and ensure that you did not upset port A of the chip, as that is used within the disc interface. The facility therefore seems to be more of a sales gimmick than something which most owners could utilise.

The PCML, SANDY, CST, Cumana and MCS boards all protrude from the end of the QL by the obligatory 6cm. as dictated by the matching black cowl-ing. The Silicon Express interface rests completely inside the end of the QL.

All except the Sandy interface do the most sensible thing and keep the power regulator heatsink on the outside – ventilated – side of the board. Having said that, the Sandy heatsink is neatly designed and the interface did not appear to suffer from overheating.

The prices available at the time of going to press are shown in figure one. PCML prices are not shown because their interfaces are available more cheaply through other suppliers – see advertisements in this issue. Eidersoft prices seem high but they include a PCML interface, 3.5 in. disks, a mouse, Ice, ArtIce and utilities. Its 256K extra RAM option also includes the Choice multi-tasker software. Eidersoft will also supply a QRAM 256K RAM module which rests inside the QL if you want a full 512K upgrade from the company. The memory upgrades from Silicon Express also fit inside the QL and not on the disc interface board. Viglen markets the MCS Memodisk interface and disc drives. Prices quoted are all inclusive.

Which system you choose will de-

pend mainly on your requirements. Certainly the MCS Memodisk interface is out of the running, both in terms of price and in terms of the facilities offered.

In general, the CST options will give you the little extra over those from Silicon Express. That is because the latter does not support single-density discs and its 512K memory upgrade is just that it is not an additional 512K.

If you definitely want a parallel printer port you might prefer a Farmintel Sandy interface plus drives. The Farmintel options would be marginally more expensive than the cost of, say, an equivalent CST system plus the cost of a good serial-parallel converter module – like the one from Care Electronics – but the result arguably would be more pleasing to the eye, tidier, and would still leave both the serial ports free.

If the use of a mouse appeals, the Eidersoft packages are worth considering. The software which accompanies them is very well produced and ArtIce with a mouse is delightful. If you opt for the basic system with no extra RAM, or the system with 256K of RAM, you are likely to save money compared to buying things separately. The 512K RAM system is not recommended, as it would be much better to buy, say, a CST or Farmintel system and then buy the other bits and pieces from Eidersoft.

So, for between £200 and £450 you can upgrade your QL to discs. Within that range the systems from CST, Silicon Express and Farmintel provide for the easiest ways to upgrade should you wish to start small and grow later. Of course, if you are the big-spender type you could choose a CST Winchester system – hard discs – which starts at around £1,150 for a 20Mb version which includes a single floppy drive.

FIGURE 1 – PRICE GUIDE

	Disk Interface	Interface +256K	Interface +512K	Interface + 1 disc	Interface + 2 discs	Interface +256K + 2 discs	Interface + 512K + 2 discs
Cumana	£79.90	—	—	£219.85	£321.40	—	—
CST	£79.95	—	£219.90	—	£275.00	—	£405.00
Silicon Express	£113.85	—	£238.85	£199.00	£170.00	—	£395.00
MCS	—	£199.00	£299.00	—	—	£408.00	£498.00
Farmintel	£135.00	£214.00	£249.00	£235.00	£335.00	£414.00	£449.00
Eidersoft	—	—	—	—	£399.00	£499.00	£594.00

New: Prospero's professional language compilers for the Sinclair QL

PRO PASCAL & PRO FORTRAN-77 FOR SINCLAIR QL

£99.95
VAT included

Incredible value! - Endorsed by Sinclair Research

ISO-PASCAL

Pro Pascal is validated to ISO 7185 Class A (no errors) on the Z80 processor under CP/M and the 8088 processor under PC-DOS. This provides a guarantee that the compiler is complete and works perfectly.

**NO BUGS
YOU DON'T
HAVE TO
FALL IN ALL
THE HOLES**

FORTRAN 77

Pro Fortran-77 is a full implementation of ANSI Fortran 77 with no omissions and many useful extensions

**USE THE LANGUAGES
THE PROFESSIONALS DO:
PASCAL AND FORTRAN**

Ideal for

- Sinclair software developers
- schools and colleges
- students of computing
- development of personal skills
- solving technical problems
- training institutions

✓ **Produces compact efficient code**

Lazy I/O
All files closed on exit from procedure

PASCAL ↔ FORTRAN
INTERLINKABLE OBJECT CODE

16 digit

Single and double precision
IEEE format arithmetic gives
7 or 16 digit precision

Compilers include:
compiler, linker, run-time libraries, librarian, X-ref program, sample programs, graphics routines, 200 page manual. Supplied on 3 microdrives and ROM cartridge. Runs on 128K QL. Supports disk drives.

GRAPHICS

Graphics routines included

At Prospero we specialise in writing language compilers. We produce the best possible compilers, conforming to the appropriate standard, and giving programmers a secure base on which to build.

REVIEWS & INFO
Call 01-741 8531 for a free info pack with data sheets and magazine reviews!

"Pro Pascal is not only ISO-validated, it is also a superb-quality and very full software development tool."
Personal Computer World Nov 1985

Also available from Sinclair specialists & distributors

Z80 family

8086 family

Prospero compilers: portable source code

68000 family

BIG

Compiles big programs
>10000 lines...
>1000 identifiers...
Separate compilation to build libraries and massive program suites

Mail order

It's easy to order!

Credit card holders phone 01-741 8531
Access, Visa, Diners & Amex taken.

Send this coupon with cheque to Prospero Software, 190 Castelnau, London SW13 9DH, England.
Post free in UK - including VAT.
Overseas orders at £86.91 + £3 post and packing.
Allow 28 days for delivery.
Please supply ___ copies Pro Fortran-77 at £99.95
Please supply ___ copies Pro Pascal at £99.95
(Sinclair) I enclose payment for £ ____.

Name _____
Address _____

Telephone no _____
In case of query ring 01-741 8531 or telex 8814396

Prospero Software Ltd
190 Castelnau, London SW13 9DH
England. Telephone 01-741 8531.
Telex 8814396 PROSOF G.

Used at 5000 sites
around the world

Of the four applications packages supplied with the QL, the Abacus spreadsheet in my opinion is the most impressive and useful. Compared to other spreadsheet programs such as VisiCalc, and SuperCalc I, II and III, it is easier to use and more powerful. This short series examines the ways Abacus can be used for a wide range of calculations and information recording. Although spreadsheets usually are thought of as nothing more than a way of keeping balance sheets or other simple financial operations, in practice they are ideal for use in education, engineering, statistics and all branches of mathematics. They can be used to keep a telephone directory, to organise events, to solve equations, to demonstrate how something is worked out and to play games.

In the first part we look at how to go about creating a simple spreadsheet for a traditional financial application.

A new idea

The idea of a spreadsheet has its origins long before computers were invented with the use of specially-ruled paper, complete with headings, to make accounting easier. In that form the spreadsheet left the user to do the arithmetic needed to fill in entries such as "SUB TOTAL =" and the only advantages were standardisation and ready-made organisation. In the late 1970s with the personal computer revolution in full swing, two programmers, Dan Bricklin and Bob Franckston, evolved the brilliant idea of the electronic spreadsheet which, would provide a form to allow you to input data and would also work out the arithmetic for you.

That single, simple idea of combining the spreadsheet layout with the calculating power of a computer produced a revolution of its own and overnight everyone was producing or using spreadsheets. Things have quietened a little since those early days and now there is a tendency to think that spreadsheets are such obvious pieces of software that they did not need inventing. All I can say is that in the days before the spreadsheet revolution there was nothing obvious about how useful they would be.

One of the problems with how impressive everyone was about spreadsheets is that they tended to be used for everything, regardless of whether it was a suitable application or not. There are applications better handled by a word processor or a database and part of becoming expert in the use of Abacus is knowing when it needs help. The use of Abacus with Quill, Archive and Easel to produce a complete solution will be described in a later article.

Getting started

The difficulty with learning to use any reasonably useful piece of software is that it is likely to have a range of commands which includes something for every possibility. In practice, most of those commands are used infrequently and the day-to-day use of the software centres on a few important commands. With that in mind, this month's Abacus Art looks at the basic principles of using a spreadsheet and then explains the steps in constructing a simple spreadsheet.

All you have to do to get Abacus running is to have a cartridge containing a copy of the Abacus master in Microdrive 1 when you switch on or re-set the machine. Alternatively, you can type LRUN MDV1_BOOT which will load and run a SuperBasic program which sets up the QL and then runs Abacus. The standard BOOT program can be modified to advantage, as we will see later.

What you see on the screen depends on whether you are using a monitor or a TV set. By default, the TV display is only 64 characters wide but the monitor display is a full 80 characters to a line. You can change the Abacus display mode at any time to 40, 64 or 80 characters per line by use of the Design command - press F3, then D, then D again and then one of 8, 6 or 4 for 80, 64 or 40 characters to a line respectively.

Re-usable Paper

The way Abacus is displayed is fairly irrelevant to the way it is used. The main part of the display is a grid of cells, like a piece of paper ruled into rows and columns. The rows are numbered 1 to 255 and the columns A to Z and then AA, AB and so on to BL. A cell is referred to by giving its column letter and row number. Thus the cell in the top left-hand corner is A1 and the one in the bottom right-hand one is BL255. Much like the ruled paper the display represents, it is what you can put into the cells which makes the spreadsheet useful.

At any time one of the cells is special in that it contains the cursor; that is the active cell and its contents can be changed by typing on the keyboard. As you might expect, the cursor can be moved round the spreadsheet, using the arrow keys alongside the space bar, and so any cell can be made the active cell. If you want to move the cursor directly to a cell without having to move it through all the intermediate positions, you can press F5 and a cell reference and jump straight there.

Most people find it easier to press the arrow keys until they succeed in moving the cursor where they want it. The only exception is that pressing F5 followed

Abacus is a remarkably versatile program capable of many diverse applications. Mike James introduces our series on getting the most from the Psion spreadsheet.

by ENTER takes the cursor to cell A1 and that acts as a kind of HOME command.

When you have the idea of moving the cursor it is time to begin entering data into cells. There are three types of entry you can make to any cell - numeric data, text data and formulae. For example, if you position the cursor at A1 and type 100 the figure 100 appears on the data entry line at the bottom of the screen. That can be edited using the cursor keys in normal SuperBasic fashion, that is:

- > move cursor right
- <- move cursor left
- V move cursor to far right
- ^ move cursor to far left
- CTRL <- delete character to the left of cursor
- CTRL -> delete character under cursor

Notice it implies that once you have started entering something to a cell you lose control over the position of the large cursor marking the active cell. You can regain control over it by pressing ENTER, which transfers what you have typed from the display line to the active cell, or by pressing ESC, which erases what you have typed and leaves the active cell unchanged.

By entering numeric data in that way you can use the QL as a kind of re-usable sheet of paper which, no matter how many times you correct the data, still looks neat and tidy. In addition, you can include titles using text data. If you start an entry with a quotation mark Abacus assumes that you are entering text.

Following that you can type any string of characters you wish and they will be entered into the active cell as a title. Once you have started a text entry the only way you can change your mind is to press the ESC key, because Abacus will not let you delete the initial quotation mark. If the text you type is too long to display in the column width, it will spill over into the adjacent columns so long as the cells it covers are empty.

THE ABACUS ART



An empty cell is one which has not been used to store anything and that is different from a cell which contains zero, " " (a blank) or "" (the null string). If the adjacent cells are not blank, the text is truncated to fit the space available. It is important to notice that although text may appear to be in more than one cell because it spills over, it is stored only in the cell in which it was entered. In practice, the spilling-over of text is used only for headings and single-cell labels, because it is better to adjust the size of individual columns to be enough to take their intended entries. To make sure you know what is stored in a cell the bottom line of the display always shows the complete contents of the active cell.

Formulae and functions

It is the third type of cell entry, formulae, which makes the spreadsheet a really powerful tool. A formula is a piece of arithmetic which can include cell references. For example, if you type 100 in A1 and 200 in A2, then A1+A2 in A3, then A3 will show the result of that calculation, i.e., 300. No matter how often you change the entries in A1 and A2, A3 will always show their sum. Note that cell A3 appears in the spreadsheet as if it contained a number but when you move the cursor over the contents line, at the bottom of the display, shows that it contains a formula.

The use of formulae to create a kind of 'active' piece of paper is the real key to the power and usefulness of spreadsheets and much of the remainder of this series will look at the way formulae can be created to solve all kinds of problems. In particular, we will examine the range of functions which can be used.

Functions extend the range of things it is possible to do with spreadsheets. For example, if you were asked to write a spreadsheet which found the sum of a column of 10 numbers, the only way you could do it without a function is to write A1+A2+A3+A4+A5+A6+A7+A8+A9+A10 into a cell and that clearly would be a difficult method to extend to the sum of 100 numbers.

Fortunately, Abacus provides the SUM function which will work out the sum of any partial column or partial row. The simplest way to specify a partial row or column is to reference the first and last cell so, for example, SUM(A1:A10) will add the contents of all the cells in column A from A1 to A10. In the same way SUM(A1:D1) will add the contents of the cells in row 1 from A1 to D1.

Giving the first and last cell in a partial row or column is called a range refer-

ence and many functions can perform operations on groups of cells specified in that way. As well as partial rows and columns, many Abacus functions will operate on a block of cells specified by giving the cell in the top left-hand corner and in the bottom right-hand corner. For example, the range reference A1:C10 defines a block of cells three columns wide and 10 rows deep.

Commands

Although entering data and formulae are the major occupation of any spreadsheet user, the need to modify some aspect of the spreadsheet often occurs. You might discover that you need an extra column in a spreadsheet or need to delete a column. Such operations are achieved by using a range of special Abacus commands. You can see a complete list of commands at the top of the screen by pressing the F3 key. Selecting one of the commands is a matter of typing the first letter of its name and then answering the questions it asks. If you want to save a spreadsheet, press F3 followed by S and then type the filename by which you want the spreadsheet to be called.

Although the commands are all reasonably easy to understand, knowing how and when to use them can be a different matter. Rather than going through each command in turn and explaining its action, the rest of the series will look at the way commands are used during the construction of real spreadsheets.

Spreadsheet programming?

There are two attitudes to the use of spreadsheets. The first regards a spreadsheet program as a useful interactive tool for recording data and working things out. In that case the person typing data and formulae is one and the same. The alternative view is that a spreadsheet complete with titles and formulae is prepared for a relatively unskilled person to use. That second attitude is akin to thinking of the process of spreadsheet creation as something like programming.

It is, in my opinion, the best way to go about things, because it tends to save time. Instead of having to construct a special spreadsheet for each set of data it is much better to spend a little more time initially and produce a better-quality spreadsheet which can be used time and again with different data. That does not mean that I do not occasionally use Abacus to add the odd column of figures or do a one-off calculation; it is just that if I identify anything I am likely to do more than once I try to construct a high-quality spreadsheet I can use again.

As a way of explaining how to construct a re-usable spreadsheet, con-

sider the problem of keeping track of purchase invoices for preparing quarterly VAT returns. Essentially the information you have to record is the date of the purchase, the supplier, a brief description of the item, its VAT rate – i.e., 0% or 15% – its price including VAT (its gross price), its price excluding VAT (its nett price) and the amount of VAT paid. The object of the exercise is to vind the totals of gross price, nett price and VAT.

The first stage in producing this simple spreadsheet is to give appropriate titles to the seven columns – A to G – required, in row 3, say. Second, we should arrange for it to provide the answers needed. If we assume around 20 purchase invoices per quarter, it is reasonable to enter SUM(E1:E24) in E25, SUM(F1:F24) in F25 and SUM(G1:G24) in G25. At that point the best thing to do is to enter a line of test data, such as:

Date	Supplier	Item	VAT-Rate	Gross-Price	Nett-Price	VAT
1 Jan	F Bloggs	QL Computer	0.15	228.85	199	29.85

The first thing which becomes apparent is that some of the columns are of incorrect size – far too much space for “Date” and far too little space for “Item” and “Supplier”. Column widths can be changed by using the Grid command. Press F3 then G and then select the Width option by typing W. Following that you can specify the width of any number of columns. Using that command the columns are set to the following widths:

Date	Supplier	Item	VAT-Rate	Gross-Price	Nett-Price	VAT
6	20	20	4	8	8	8

If any of those column widths proves incorrect it is easy enough to use the Grid command to change them at a later date. The next thing to do is to tidy the appearance of the numbers in the final four columns. That can be done by using the Units command. Columns D, E and F all need to be displayed in money format – press F3, U, ENTER, M, ENTER and E1:G25 – and column D needs to be displayed in Percentage format – press F3, U, ENTER, P,0 and D1:D25.

Next the working part of the spreadsheet, the formulae to calculate the VAT and NETT given the GROSS and the VAT RATE. It is not difficult to work out that:

$$\text{VAT} = \text{GROSS} \star \text{VAT RATE} \\ (1 + \text{VAT RATE})$$

and

$$\text{NET} = \text{GROSS} - \text{VAT}$$

The first of those formulae can be entered into all the cells of column G by

moving the cursor over G5, typing col=E5*d5/(1+d5) ENTER, then in response to the question FROM type 5 ENTER and in response to TO type 24 ENTER. The col= and row= commands are a quick and convenient way of setting all the cells in a partial column or row to a single entry. This process is a little more complicated than it appears at first but more of this next month.

In the same way the NETT column can be calculated automatically by moving the cursor to F5 and typing col=e5-g5 and then answering the questions to produce FROM 5 TO 24. The final touch is to fill-in a default value for the VAT RATE by entering .15 into all the partial column D5:D24. Following that, all the units have to be re-specified to make column D show as a percentage and columns E, F and G show as money.

As the spreadsheet stands, it can be used to record purchase invoices by typing-in the date, supplier, item and

the gross price. The nett price and VAT will be worked out automatically for each entry. If an item is zero-rated for VAT, it is also necessary to enter a 0 in the VAT RATE column but if that is done the VAT and NETT prices are still worked out correctly. Then add a few ruled lines, by entering rept(“—”,80) into A24 and A26, and few more titles. To make the ruled line appear in all of row

24 you have to use the Rubout command to erase the entries in D24:G24.

Improvements?

Even though this VAT invoice spreadsheet looks as if it is finished, it still leaves much to be desired. Some of the problems we can do something about by altering the spreadsheet; some have to be solved by careful use. For example, as the spreadsheet stands you will find that after you enter the Gross price the VAT is calculated correctly but the Nett price is shown incorrectly until you enter the next Gross price.

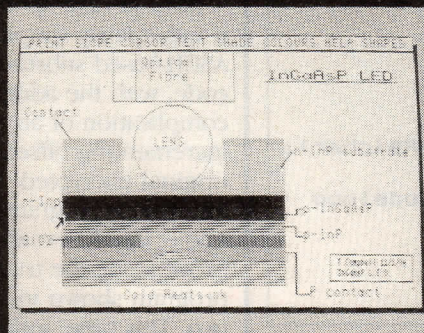
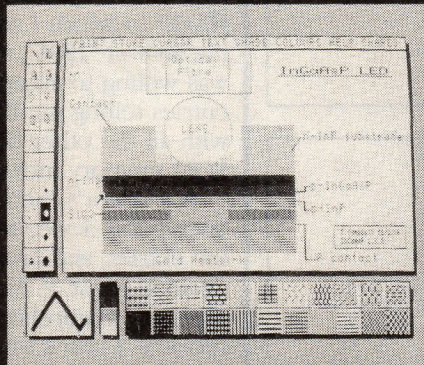
That is because the entire spreadsheet is re-calculated each time you make an entry in row order. First the value of A1 is calculated, then B1, then C1 and so on until row 1 is complete and then row 2 is calculated in the same way, then row 3 and so on until all the cells have been evaluated. With that order of calculation in mind you should be able to see why the Nett price is

	A	B	C	D	E	F	G
1			VAT - 1st Quarter				
2							
3	Date	Supplier	Item	VAT Rate	Gross	Nett	VAT
4							
5	1 Jan	F. Bloggs	QL Computer	15%	£228.85	£199.00	£29.85
6	2 Jan	Acme Computers	Disks	15%	£10.00	£8.70	£1.30
7	10 Feb	GPO	Stamps	0%	£10.00	£10.00	£0.00
8	25 Feb	Local Shop	Batteries	15%	£4.60	£4.00	£0.60
9	26 Feb	Anytown Garage	Petrol	15%	£12.20	£10.61	£1.59
10	10 Mar	GPO	Stamps	0%	£3.60	£3.60	£0.00
11	20 Mar	Outmac	Printer Paper	15%	£36.00	£31.30	£4.70
12	31 Mar	Anytown Garage	Petrol	15%	£12.70	£11.04	£1.66
13				15%	£0.00	£0.00	£0.00
14				15%	£0.00	£0.00	£0.00
15				15%	£0.00	£0.00	£0.00
16				15%	£0.00	£0.00	£0.00
17				15%	£0.00	£0.00	£0.00
18				15%	£0.00	£0.00	£0.00
19				15%	£0.00	£0.00	£0.00
20				15%	£0.00	£0.00	£0.00
21				15%	£0.00	£0.00	£0.00
22				15%	£0.00	£0.00	£0.00
23				15%	£0.00	£0.00	£0.00
24	-----						
25	Totals =				£317.95	£278.25	£39.70
26	-----						


incorrect the first time it is calculated. As Nett price is in column F it is calculated before the VAT in column G but its formula, $NETT = GROSS - VAT$, involves the VAT value which at that stage is not known. The next time the spreadsheet is re-calculated, everything is satisfactory because the VAT on that Gross price is known. There are two solutions to the problem. You can alter the order of the NETT PRICE and VAT columns or you can use the Xecute command to re-calculate the spreadsheet until the values are shown correctly.

A more serious problem is that we do not always want to enter the Gross price and have Nett and VAT calculated. Sometimes we know the Nett price and want the Gross and VAT calculated. In other words, our ideal spreadsheet would permit the entry of a value in either the Gross price or Nett price columns and would work out the remaining columns automatically. That can be done and in a way that eliminates the order of calculation problem mentioned by using one of the many Abacus functions. Can you work out how? All will be revealed next month.

ICON GRAPHICS for the Sinclair QL



A GAME FOR THE SINCLAIR QL



3D SLIME

CAD PAK

CAD PAK

CAD PAK computer aided design package, easy and fun to use. A powerful icon driven graphics package.

DATALINK SYSTEMS (WALES)
Glan Gors, Ynyslas, Dyfed SY24 5JU.

Please send me

Copies of 3D SLIME at £12.95 each

Copies of CAD PAK at £14.95

Please add 75p P&P per item

TOTAL

Make cheques/postal orders payable to Datalink Systems and send to: Datalink Systems, Glan Gors, Ynyslas, Dyfed SY24 5JU

Name

Address

..... Postcode SQLW

SOLUTIONS

FIGURE 1

```

100 QQGQ_MS#3,SKD1_MKEM_SWAU      200 ZFZR = DJDV - 26
110 FXYMZP = 0                    210 JTK ZNZPMG FPDWX
120 OCDEBV FSIKSWXZ              220 ILDJQ AGR$(DJDV);
130 TR RCU(#3) JYWG YSEQ ANDFNRSU 230 TLMAND = ZRSGTJ + 1
140 OUXDD#3,NTNF                 240 VDLY
150 XV TZTL>96 VJA AGAS<123 VKIS  250 KNFLS CIT$(FLFX);
    IOIA=MSME-32                  260 LVM SQ
160 WU SYK>64 UIZ ZFZR<91 UJHR    270 BAR GUGWTN XKACKOPR
170 HNHZ = LRLD + BTUIVL          280 FPTYL#3
180 KYKAXR QAOIH
190 MK IOIA<91 DSQA SMYK JTHBA

```

FIGURE 2

```

100 OPEN_IN#3,mdv1_data_file      210     END REpeat range
110 offset = 0                    220     PRINT CHR$(char);
120 REpeat codeloop              230     offset = offset + 1
130 IF EOF(#3) THEN EXIT codeloop 240 ELSE
140 INPUT#3,char                  250     PRINT CHR$(char);
150 IF char>96 AND char<123 THEN 260 END IF
    char=char-32                  270 END REpeat codeloop
160 IF char>64 AND char<91 THEN 280 CLOSE#3
170   char = char + offset
180   REpeat range
190   IF char<91 THEN EXIT range
200   char = char - 26

```

FIGURE 3

```

100 OPEN_IN#3,mdv1_data_file
110 offset = 0
120 REpeat codeloop
130   IF EOF(#3) THEN EXIT codeloop
140   char = CODE(INKEY$(#3))
150   IF char>96 AND char<123 THEN char=char-32
160   IF char>64 AND char<91 THEN
170     char = char - offset
180   REpeat range
190     IF char<91 THEN EXIT range
200     char = char - 26
210   END REpeat range
220   REpeat inc
230     IF char>64 THEN EXIT inc
240     char = char + 26
250   END REpeat inc
260   PRINT CHR$(char);
270   offset = offset + 1
280   ELSE
290     PRINT CHR$(char);
300   END IF
310 END REPEAT codeloop
320 CLOSE#3

```

FIGURE 4

```

100 CLS : OPEN#11,ser1
110 n=0 : A = CODE("A") : Z = CODE("Z")
120 REPEAT loop
130   c = CODE(INKEY$(-1))
140   IF c>=A AND c<=Z : c=c-n+26*(c-n<A) : n=n*(n<26)+1
150   PRINT#11,CHR$(c);
160   PRINT CHR$(c);
170 END REPEAT loop : CLOSE#11

```

The answer to April's encrypted enquiry. And, for those on the ball, another chance to win a year's subscription.

Feeling generous, I let you have life easy in the April issue, where you had to perform a simple decryption using an accidentally encrypted encrypter. Some readers found it so easy that they spent a few hours trying to find a further code within the decoded question. How could they possibly think that I would play such a dastardly trick?

In case you didn't get it, the encoded question HPY PESE RQUYMKGSH EW EXGJNV BNET VKI XZHVMKCP DZ BYTJH BVRB? decoded to HOW MANY KILOBYTES OF MEMORY DOES THE STANDARD QL MICRO HAVE? to which I expected the answer '128K', though I was willing to accept all the entries telling me the result with all the other bits of ROM memory included.

The editor's random encryption device mixed all the entries, and finally decided on M. P. Slade of Fareham, Hampshire who receives a year's free subscription.

Most people spotted that it was a fairly simple ASCII-based substitution code, with the added complication of an incrementing offset. The original encrypted encryption program—figure one—should eventually prove to be the true program shown in figure two. This time, indentation has been used to show the true structure. There are many ways of spotting the encryption method. Particularly easy targets were the OPEN_IN statement in line 100 and the two PRINT statements in lines 220 and 250.


PUZZLE PAGE

Thus, where the first line –line 100 – should start with OPEN_IN, the 'O' is substituted correctly. Following this, the 'Q' is offset by one from the original 'P', then the 'G' is offset by two from the 'E', the 'Q' is three from 'N', and so on. Each time the loop was executed, offset was increased for the next letter. As I mentioned, it was based on the ASCII characters, therefore the REPEAT range loop was needed to ensure that the encrypted character was an upper-case letter. Any lower-case letters in the input were converted into upper-case prior to encoding, so it is not possible to decode them back to their original but only into upper-case.

I would like to thank R. A. Lang for his interesting letter and his deciphering program – figure three. It uses the same variable names as the encryption program, so it should be reasonably easy to follow. Two additions were necessary to use the program to decipher the encryption routine. First, INKEY\$ has been used instead of INPUT, because the latter can deal only with representations of ASCII characters, each followed by a carriage return, as they are read from the Microdrive File – mdv1_data_file. Second, an extra REPEAT loop – REPEAT inc – was necessary to convert back into the correct range.

Finally, before we move to the next problem, figure four shows a very short decryption program, sent by Thanos Stassinopoulos.

If this one does not keep the micros whirring and the brains addled, my name is not Quantis Lozenge. A few years ago, I visited a



mathematician friend and was surprised to find him counting ball bearings. On enquiry, he told me that a colleague had given him this phenomenal number of objects, asking whether he could find any interesting relationships.

Leaving him to his tedious task, it was only recently I saw him again. He told me that after only a few years of counting, he had discovered that the total number of ball bearings was a palindromic number, with all the digits the same. Further, he realised quickly that he could use all the ball bearings to form two pyramids – he was a smart fellow. One of the pyramids was triangular, where each ball bearing rested on three others, and the other was square, with each ball bearing supported by four others.

He then told me that, by remarkable coincidence, the combined levels on the two pyramids was also a palindromic number.

Puzzling over this very unlikely situation, I asked my faithful QL to work on the problem. It told me quickly that a triangular pyramid of level six contains 56 ball bearings and a square pyramid of level five contains 55 ball bearings. That of course, gives a


combined level of 11 (6+5) and a total number of 111 (56+55). Both those numbers are palindromic and the latter contains only the digit one, satisfying the requirements. That cannot be correct, I thought, knowing how long my friend had spent counting the box-full and asked the QL to find the next lowest number.

Knowing that each ball bearing is one centimetre in diameter, can you tell me the combined heights of the two pyramids, as measured from the floor to the top of the highest ball bearing? To the nearest centimetre will be satisfactory.

Two definitions may help. A palindrome is a number which reads exactly the same when reversed, such as 1356531 or 979. A triangular pyramid is a pyramid where each ball rests on three balls below it, then six, 10, and so on. A square pyramid is below it, then six, ten, and so on. A square pyramid is where each ball is supported by four balls on the next level. Thus, after one ball at the top, there will be four on the second level, nine on the third, and so on.

Remember that the level is the number of layers in each pyramid, not the height. When you add the levels, you should have a palindromic number. Adding the total number of ball bearings in both pyramids should give a palidrome, where all the digits are the same.

As usual, I shall be interested to see any elegant proofs or programs for this problem. When submitting programs, please remember that we have only limited space, so I will not be able to feature any lengthy solutions.



All entries must be written on the panel provided on this page. Any other form of entry will be disqualified.

Entries must be sent by post to:

Puzzle Page,
Sinclair QL World,
79-80 Petty France
London SW1H 9ED
to arrive no later than
Friday, June 17, 1986.
Please mark the envelope
'Puzzle Page'.

The winner will be the first correct entry drawn from the editor's fez. In the event that nobody submits the correct combined height, the winner will be the person with the nearest answer.

All entries will be judged by the Editor, whose decision is final and no correspondence will be entered into regarding the result.

ENTRY FORM

Combined height = _____ cm

Name: _____

Address: _____

WDSOFTWARE

FOR THE SINCLAIR QL:-

JOSS

£15 on mdv or 5 1/4" fip, £17 on 3 1/2" fip

Forget syntax errors and mistyped names in file commands! Just move a cursor and press SPACE. Cursor keys or joystick allow access to up to 8 microdrives and all the discs your interface will handle, with up to 150 files on each. Scroll & print directories, COPY, DELETE or PRINT any file, select TV or Monitor mode before LOADING/RUNNING a program. Use keyboard only to set date or label a medium. Easy to use with Psion or other software. No silly icons to learn - JOSS will tell you what it's doing! Mass copying/printing utilities and programmer's toolkit. Specify disc size, tracks and interface (CST, Cumana, PCML, MicroPeripherals) or microdrive only.

RefQL7 £11 on 2 mdvs or 1 3/2" fip, £9 on 5/4" fip

For use with ARCHIVE 2, contains 1300 useful references and a search/print program. Find programs, articles and reviews buried in the magazines on your shelf! Cheap updates of earlier editions.

Mdv Extension Cable (8" £5.50

Add ZX Microdrives to your QL.

Joystick Adaptor £4.99

FOR THE QL, SPECTRUM, (ALL), BBC & ELECTRON:-

WD Morse Tutor

£4 cassette, £6 mdv or 5 1/4", £8 3 1/2"

Teach yourself to read Morse Code. From absolute beginning to 18 wpm! Feedback on screen or printer. Random letters, numbers or mixed, 100 random sentences, many helpful features include phonetic speech via Currah Micro-Speech (Spectrum). Discs unsuitable for BBC B+.

We export hardware and third-party software. Ask for lists

PAYMENT:-

In advance, in STERLING on British bank branches, international Giro, Postal Order or ACCESS/MasterCard. Add £1 outside Europe for AIRMAIL.

FROM:-

WDSOFTWARE (QLW),

Hilltop, St Mary, Jersey, C.I. Tel: (0534) 81392

FAST DELIVERY OF QL DISC DRIVES

3.5" 1 Mbyte floppy disc drives, internal power supply, complete with disc interface, utilities, manual, and optional RAM.

INTERFACE	SINGLE	DUAL
Cumana	£230	£310
Super Qboard plus parallel printer interface	£276	£356
Super Qboard plus 256K RAM + printer interface	£355	£435
Super Qboard plus 512K RAM + printer interface	£390	£470
Cumana plus 256K Expandaram	£325	£405
Cumana plus 512K Expandaram	£355	£435

Please write or call for prices of other disc interfaces

Box of ten 3.5" DSDD Disks £39.00

TWO MICRODRIVE TOOLKITS

Read and write microdrive sectors from basic and assembly language programs

QL MDV EXTENSIONS TOOLKIT £9.99

Adds six functions to Basic allowing read/write/verify of microdrive sectors, reading of medium names and "fingerprint" from sector headers, and includes a repeat format routine. An eight page manual explains the functions, details the microdrive format and uses example programs supplied on microdrive.

QL MDV ASSEMBLY LANGUAGE TOOLKIT (Source Code) £29.99

Over 1000 lines of fully commented assembly language source code to a set of routines equivalent to the above, but with some additions. An eight page manual explains microdrive format and how to implement a copy protection scheme as well as QDOS-like routine definitions.

BOTH THE ABOVE TOOLKITS ON ONE MICRODRIVE £34.99

COMPWARE Also sell a wide range of QL peripherals (monitors/printers/modems/EPROM programmers) and software. Please send SAE for full price list.

PRICES INCLUDE VAT AND DELIVERY

OVERSEAS CUSTOMERS - WRITE FOR EXPORT TERMS



57 REPTON DRIVE, HASLINGTON,
CREWE CW1 1SA
Telephone: CREWE (0270) 582301

QEP III Advanced EPROM Programmer

The QEP III EPROM programmer was designed specifically to meet the need for a highly reliable means of programming EPROMS. It is cased, with resident firmware in ROM and fits in the QL expansion slot or an expansion unit.

QEP III provides verification of EPROMS at 4V 4.3V 4.7V 5V 5.3V 5.7V and 6V: under and over voltage verification is essential for reliable EPROM service. It also features fast programming at voltages of 12.7V, 21V and 25V.

QEP III can program 16k to 512k EPROMS with standard pinouts, or the data and address pins may be re-assigned for ease of PCB layout.

QEP III can program EPROMS for multiple EPROM sets without any need to reload the data and it can program just part of an EPROM.

QEP III is fully menu driven, making it not only powerful but easy to use.

QTK II Super Toolkit

QTK II, the QL Super Toolkit, is a rewritten version of the original QL Toolkit.

QTK II has full networking for file serving, messaging etc., PRINT_USING, wild card copying, deletion etc., programmable keys, last line recall, SuperBASIC editor, default directories, alarm clock etc., etc., etc.

Essential for all serious QL program developers and educational establishments, it is available in ROM and (in a configurable form but without the network facilities) on Microdrive or floppy disk.

QMON Monitor Debugger

QMON II is the debugger for the QL: only QMON II has all the features essential for effective machine code debugging.

QMON II has a single line assembler / disassembler - not just the simple disassembler of other monitors, but a complete memory editing MC68000 assembler for correcting or patching code.

QMON II has comprehensive trace facilities - not just single stepping, but multi stepping, invisible trace, back trace and a macro command executable every trace step. You can trace to a printer or a file.

QMON II has comprehensive breakpoints - not just on instruction addresses, but on register values and memory values as well. With the invisible trace, you can even breakpoint ROM.

QMON II has pull-down windows - not just the fixed windows of other monitors but windows that restore the QL's screen after use, so that QMON can be used with programs that use the screen themselves.


GRAM RAM Based Utilities

GRAM is not just another fast RAM disk for the QL. GRAM is a set of utilities to get the most out of your expansion RAM.

GRAM includes a dual function RAM disk, a general purpose printer buffer, an instant access print spooler, resident file system maintenance utilities and more besides. All are designed specifically to multitask even with the PSION programs.

QFLP Upgrade

QJUMP is the foremost supplier of QL floppy disk interface software. Upgrade your Sinclair / Micro Peripherals disk interface to the standard.



Dept W3
24 King Street
Rampton
Cambs
CB4 4QD

0954 50800

QMON II Mdv / 5 1/4" £19.95
QTK II ROM / Mdv / 5 1/4" £34.50
GRAM Mdv / 5 1/4" £14.95
QEP III £115.00
QFLP (MP) bare EPROM £14.95

Please add £2.00 for 3 1/2" disk.
All prices include VAT at 15%.

For more information on these and other QJUMP products, please send an SAE.

If your QL dealer does not have the products you require, you may order direct, using ACCESS/Mastercard or cheque with order. Please add £1.00 pp (UK) or £2.00 pp (UK) for ROM version QTK II.

SOFTWARE APPLICATIONS



"OF COURSE, THE MAIN PROBLEM IN LIFE IS THE COMPUTER"

That profound statement: "Of course, the main problem in life is the computer," was overheard on the top deck of a bus and summarises many of the evils which have been inflicted on business people in the last 10 years or so. It is noteworthy that Sinclair intended to call his next computer Pandora and as those who have arts rather than science backgrounds know, when Pandora's Box was opened all the ills of mankind were released.


It is usually certain, however, that when the poor dumb computer is getting the blame, it is a dumb manager who is really responsible. Either the manager did insufficient homework before buying the equipment, or inadequate thought was given to specifying the system. Most likely is that the equipment and system are satisfactory; it is the the management of its day-to-day use which is at fault.

Medi QL

A team of doctors decided to buy a computer to help with the work in their office. Having bought the machine and tried to decipher the handbook which, as we all know, is always much more complex than medical text books, they very sensibly set to work to change their office system to accommodate the micro. Having sorted-out their manual office system they discovered they did not need the computer after all.

What a pity they did not consider exactly what the machine was capable of doing and what they wanted it to do before they started. If you are setting out on this road, or are at the beginning of the journey, here are some pointers

from one who has passed this way before. After all, why should everyone have to make the same silly mistakes which I did?



What to expect

The microcomputer is both a very powerful and a very limited tool. It can handle large amounts of information, sort it, match it and print it out far faster than an office junior with a four-drawer filing cabinet, a foolscap pad and a pencil. It can be used to quantify existing business, analyse past business and anticipate future trends.

All the same, it is not very good for looking-up an individual record or at handling complex records with a large amount of text which needs constant editing. It also takes as long to key-in records to the database as it does to

type them on to paper.

So you have to consider carefully how you structure records to reduce input and how to manage input so that you have sufficient time to output something. It is very easy to expect far too much from one poor little machine.

A colleague said to me recently: "We want to write to 200 or so employers, so we thought we would put it on the word processor." I was glad someone was awakening to the fact that the machines were there to help and I asked when it was required. "About Tuesday, I would think," he replied, with no hint of sarcasm.

When I explained it would take at least half a day to key-in the information, since it had not already been put on the database, and that since the daisy-wheel printer produces only about 20 letters an hour it would take 10 hours to print his 200, he departed in the direction of the Gestetner, mumbling something about "wonders of modern technology."

I was glad that it was the same person who had vetoed my buying a 200-cps dot matrix machine with NLQ which could have done the job in one-third of the time.

There were, therefore, several important considerations to be made before deciding which office functions are worthy of computerisation.

Precisely what information you should hold on the computer; what not to hold and why; the way in which information will flow between manual system and the computer; what training you and any staff may need; who should be involved in reviewing the existing system and deciding future developments.

Not all those considerations will apply to the one-person business but as soon as it becomes a two-person business they certainly will.

Database management

Unlike a manual system, all information stored on a computer must have a useful function so far as the computer system is concerned. That means it must be capable of being used to calculate, carry-out searches and sorts on data, produce meaningful reports or interact meaningfully with other computer systems. Above all, it must at least save you time and probably generate more business.

One big mistake which is commonly made is trying to get too much on to

the database. That generates so much input time that the owner does not have a quiet moment to get anything out. You must therefore justify your reasons for putting up information for every field you create. It is no use having fields of information you might need which may be called on so rarely that you cannot remember the last time you used it.

They all occupy valuable space on disc or Microdrive and, perhaps even more important, create unnecessary work which has to be paid for. The operator either has to waste time inputting data which is not being used or waste time skipping through the field to one which is important. Either way, you pay.



My computer department colleagues call me a volatile user, not only because I get hot under the collar from time to time, but because the data I use is constantly changing. This kind of data makes an ideal subject for a computer, since the editing facilities of the machine make it easy to keep up-to-date – but it does not just sit there and look cheerful.

The word processor sets up letters which link with the files to communicate with people. Sets of data from one file are matched with data sets on another to print-out lists. Volatility means usability as well as change. Records of past transactions, immutable information which is not used interactively with other information and other such non-volatile data is best kept on old-fashioned card indices, in filing cabinets or brown paper parcels in the basement. They certainly have limited appeal to a computer system.

An office with a system mounted on one micro soon discovers it has a built-in bottleneck. I call it the 'funnel effect', since you have several people pouring in information but only one person operating the machine which will only regurgitate its data at the speed of the printer in use.

Because the introduction of the computer effectively mechanises the office, administration becomes more a matter of production management. Since the machine is doing the processing, what is now required is a well-organised assembly line to ensure that documents and information are processed at the appropriate time and in the appropriate orders.



Passing paperwork


It is very frustrating to discover that the latest update has been over-written by earlier data because no-one thought to ensure that documents were handled in order. A good computer peripheral to use is a battery of filing trays. Each process through which a document has to pass should be printed on a slip – more paper – and ticked as it progresses through the system.

That will ensure that whoever picks up a document knows to which stage it has been processed. All documents waiting for process should be in filing trays according to their state of completion. It may sound horrendous but if you process a large number of documents in your business, it is the only way to stay sane.

One of the things I hate most are input documents. I cannot see the point of

having to write things on a special form to have information input to a computer. I would rather re-design any documents I have both to collect the information and function as input documentation, if it is needed at all. If necessary, it would be even more useful to design the computer input round existing documents rather than create work. It seems to me that the term paperless office is to the computer today what the term wireless was to radio 30 years ago. I know I am fighting a losing battle – but I fight on.

Nothing disrupts the flow of input like people wanting to use the machine to look-up individual records. If you want to do that it is usually much easier to search a manual system than to find the appropriate discs, load the program, issue the search command and view the record. If you need only to get in-



formation from a record, by far the easiest way is to have a print-out of the files on the desk.

Many of the pitfalls are avoided when the computer is integrated properly into an office. They are most prevalent when the computer has been tacked on to an existing manual system. In general terms, an office micro must become the hub of the operation. It likes to be the centre of attention. Since, if used wisely, it will make light of mindless chores, leaving you to make money, it is better to ensure that all other systems relate to it well.


Peripheral people

Other systems, of course, includes you and any staff you have. Integrating the computer with people is much more difficult. The problem is that all life forms are territorial. They are happiest when they know where they are and what to expect. That is true of plants and animals but it is especially true of clerks. It is not a pretty sight to see a colleague struck with a sudden attack of technophobia.

It usually happens just after the first record has been saved to a file. The screen clears and the record has vanished from sight; as far as the technophobic is concerned, it has prob-

ably gone for ever. Helping people to realise that because they cannot see the record any more does not mean they have done something wrong sometimes needs the patience of Job.

Even so, by taking colleagues patiently step by step through the processes, confidence can be inspired. One of the best computer input clerks I know shook physically when I first introduced her to the machine.



ably gone for ever. Helping people to realise that because they cannot see the record any more does not mean they have done something wrong sometimes needs the patience of Job. Even so, by taking colleagues patiently step by step through the processes, confidence can be inspired. One of the best computer input clerks I know shook physically when I first introduced her to the machine.

need. Anxiety to get the show on the road can encourage skimpy coverage of the necessary ground-work and result in frustration and even disaster. You have to do your homework, getting to know what the system can do, so that you can specify what you want it to do for you.

Many technical colleges are staging courses for business people, both in evening and day classes. The national Extension College, among others, can also provide useful correspondence courses on business computing. You might find a local QL User Group where you can receive help and advice. That will lay good foundation material for a happy business relationship with your computer.

If your business is dynamic, so will your computer system be. That means that whereas it is essential to get the system as correct as possible at the outset, a constant policy of review and revision needs to be maintained henceforward if you are to move with the times. Once you start on that path you will be surprised at what a useful tool a well-managed computer can be, but be vigilant. Once you lose control the machine will begin making demands on you. Good management will ensure that it pays its rent. Very good management could ensure that it pays yours as well.

DS Enterprises (01) 671 0209

For all your QL needs

Disks

5.25" DS DD	
Mimic (Recommended)	£12.50
3.5" DS DD	
Fuji	£28.50
Maxell	£29.50

All disks are guaranteed and come packed in plastic flip & file type boxes.

Drives

QL, Spectrum or BBC Compatible.

	Single 80 Track	Dual 80 Track
3.5"	£110.00	£210.00

QL Software

Lattice C	£85.00
Pascal (Full ISO)	£79.00
Cash Trader	£59.95
Lisp	£49.95
Super Charger (Basic Compiler)	£48.50
Ram Disc (Ram Disk & Utilities)	£14.95
QLpaint	£21.95
Toolkit II (Eprom version)	£32.95
Ice & Choice	£34.95
Sign Designer (Designs Screens & Signs)	£16.95
Touch Typist	£11.50
Integrated Accounts (Sagesoft)	£79.95

Add On's

512k Expanderam (Miracle Systems)	£119.95
Including Ram Disc	£127.50
Dual 3.5" Drive & Interface	£265.00
Citizen 120D Printer (Including Leads & Quill Install)	£225.00
Astrocom Modem (Ex Brightstar)	£199.95
Sandy 512k Interface	£249.95

All Prices include Vat and Post & Packing (in UK). Phone for full price list or quote on other items.

DS Enterprises, 25 Trinity Rise, London SW2 2QP (01) 671 0209

Exclusive Datalink QL Products

Datalink SPI - QL £19.95

Serial to Parallel Printer Interface
Plug-In-And-Go design, compatible with any Centronics Parallel printers.

Datalink RS-232 QL Printer Lead £6.95

QL to 25 Way D Plug printer lead,
2 metre cable.

Datalink QL Joystick £9.95

Quickshot II Style Joystick, 3 fire buttons
Plug direct to CTL 1 or 2.

Datalink QL Joystick Adaptor £4.50

Convert any Atari/Commodore/Spectrum joystick to use with QL.
Plug direct to CTL 1 or 2 via adaptor.

**Prices include Postage, Packing & VAT
12 months warranty and 14 days money
back option with all Datalink Products.**

Dealer, Distributor & Export Enquiries welcome.

Datalink UK
99 Constitution Street
Leith
Edinburgh, EH6 7AE


**Payment by cheque or
Visa Card Welcome**
**Telephone for immediate
dispatch 031-554 6040**

All trademarks acknowledged

ABC Elektronik

Huegelstr. 10 – 12 4800 Bielefeld 1 Western Germany
proudly presents the Giga Soft

Mouse for the SINCLAIR QL



The Giga Soft Mouse comes in a ready-to-use package including a high quality mouse (resolution 0.01"), an interface for the joystickport of the QL and a software package.

The software consists of the following programs:



Giga – Basic (Tested in QL USER 1/86 p. 58)

A totally new type of Basicextension for the SINCLAIR QL. It adds more than 70 new commands to SuperBasic. Features:

- ▶ Full mousecontrol from Superbasic
- ▶ Easily programmable *MACINTOSH* style pull down menus.
- ▶ Very sophisticated spritanimation commands.
- ▶ Programmable function keys.
- ▶ Comfortable texteditor like Basiceditor with 20 functions.
- ▶ Commands to program real windows (with background refreshing)

E. A. S. E.

Easily Applicable System Environment

- ▶ E.A.S.E. is completely mousedriven.
- ▶ E.A.S.E. supports real pulldownmenus.
- ▶ E.A.S.E. can work with up to 7 real windows.
- ▶ E.A.S.E. has an inbuilt scientific calculator.
- ▶ E.A.S.E. has an inbuilt puzzle game.
- ▶ E.A.S.E. gives you full I/O control, all functions can easily be accessed by using the mouse.
- ▶ E.A.S.E. windows can be scrolled and moved across the screen. The size of a window can be changed by using the mouse.



The new MACINTOSH style desktop

The price: Europe: 220 German Marks. Overseas: 230 German Marks

How to Order:

1. Send a cheque to **ABC Elektronik**
2. Transfer money to Postscheckamt, Dortmund, Account Mr. Budde Nr. 902 83 469
3. Send an order to the above address. We will despatch it cash on delivery only for Europe.


New Giga Soft Software Soon available:

- **C-Editor** the Character Set Editor for to use with Giga Basic **100 DM**
- **Giga Paint** a good Copy of Mac Paint for the Macintosh, include converter from Spectrum Pictures to QL Format. It will only run with more memory. Please ask for details. **100 DM**

New Giga Soft Hardware soon available:

- **Q Sound Interface.** With a 3 Channel Sound synthesiser, a lot direct sound commands for to use in every program. Further a Centronics Port for to use with a Printer. Please ask for more details.
- **Giga Soft Keyboard:** Upgrade your QL in a PC with a new IBM style keyboard with 10 function keys and a numeric field and a real professional keyboard feel. The new keyboard works with a small interface to plug in the QL Expansion Port. It will work with other interfaces without problems. Please ask for more details.

TRANSFORM LTD. Computer Accessories



- Fully interlocking
- Hold 20 cartridges

MICRODRIVE STORAGE BOX

Box + 10 cartridges £22.45p
 Box + 20 cartridges £39.95p

• Microdrive storage box is available from W.H. Smith, John Menzies and Spectrum.

MICRODRIVE CARTRIDGES

10 Microdrive cartridges £17.50p

DUST COVERS

QL Dust Covers £5.00p
 Spectrum + £4.00p
 Amstrad Keyboard £4.00p
 Amstrad Monitor £4.00p

DISKS

3 1/2" S/S S/D £2.70p
 3 1/2" D/S D/D £3.00p
 5 1/4" S/S S/D £1.50p
 5 1/4" D/S D/D £1.70p


DURADATA PRINTOUT BINDERS

5511 12" x 8 1/2" - 9 3/4" £2.45p
 5556 11" x 14 1/2" £2.79p
 5455 11" x 14 1/2" - 15 5/16" £2.99p

Available in black, blue, green, red & yellow.

DISK STORAGE BOXES

3" Box (holds 20 disks) £13.25p
 3" Box (holds 40 disks) £17.00p
 3 1/2" Box (holds 40 disks) £13.25p
 3 1/2" Box (holds 80 disks) £17.00p
 5 1/4" Box (holds 40 disks) £15.75p
 5 1/4" Box (holds 80 disks) £19.00p



- LOCKABLE
- BROWN TINTED REMOVABLE LID
- DIVISIONS & INDEX TABS

SPECTRUM RGB INTERFACE

RGD Interface (TV/MONITOR) £45

- Please add £1.00 postage and packing.



TRANSFORM LTD. (Dept. QL) 089 283 4783
 Mail order only. Lucks Lane, Paddock Wood, Kent TN12 6QL.



QL SuperTOOLKIT QL

FULL SCREEN EDITOR. PRINT USING. LAST LINE RECALL. ALTKEY. JOB CONTROL. FILE HANDLING. DEFAULT DIRECTORIES. EXTENDED NETWORK allows discs, printers etc to be shared between QL'S. New broadcast protocol included. Over 118 commands. Written by Tony Tebby. Toolkit on 16K EPROM + library rack + comprehensive manual. SuperTOOLKIT @ **£34.50 inc vat p&p £2.**

★★NEW★★ CHARACTER FONT GENERATOR/EDITOR PLUS the following fonts E13B, OCR SUPERSCRIPT, SUBSCRIPT, LARGE AND SMALL ICON FONTS, ANIMATION FONT, UPPER & LOWER CASE OLD ENGLISH. for use with toolkit. @ **£19.55 inc vat p&p £1.**

★★NEW★★ RAM DISC SOFTWARE on microdrive @ **£10.58 inc vat p&p £1.**

★★NEW★★ QL CROSS ASSEMBLERS 6502, Z80, 8048 series etc phone for details.

QL MONITORS AND TV/MONITORS

★ PHILIPS COLOUR TV/MONITORS 85 CHARACTERS PER LINE
MEDIUM RESOLUTION
 16" MODEL 16CT2016 **£285.90a** Inc. VAT
REMOTE CONTROL SUPER VALUE
 16" MODEL 16CT2216 **£311.65a** Inc. VAT
 We can supply up to 26" TV/Monitors— please ring for details. ★ FREE

ANTI-GLARE SCREEN HIGH RESOLUTION GREEN MODEL BM7502
 @ **£83.95b**
AMBER MODEL BM7522
 @ **£85.10b**


LEADS SUPPLIED FOR USE WITH QL

DON'T BUY A COLOUR MONITOR!!

HAVE YOUR 14" & 16" PHILIPS & PYE COLOUR TV CONVERTED TO A TV/MONITOR FACTORY

CONVERSION **£80.50a**
 RGB KIT **£57.50d**

- ★ Resolution better than 585 x 450 pixels.
- ★ Image clarity comparable to leading monitors.
- ★ Includes RGB lead for connecting with BBC/QL.
- ★ Conversions carried out at our workshops within 2/3 days.



Eprom Cartridge

One **£10.35c** Inc VAT
 Five **£34.50c** Inc VAT
 Ten **57.50c** Inc VAT

HOW TO ORDER:

By Post. Enclose your Cheque/P.O. made payable to CARE Electronics. Or use your ACCESS/VISA. Allow 7 days for delivery. Please add carriage.
 OPEN: 9am-5pm MON-THUR a) @ 9.99 c) @ 1.00
 9am-4pm FRI/SAT b) @ 8.00 d) @ 2.00





Early last year Sinclair made a present of more than 500 QLs to Strathclyde University. Mary Sergeant assesses the machine's progress through Britain's higher education establishments.

When the Strathclyde Project was announced by Sinclair Research in January, 1985, it was not immediately obvious that the QL had found a niche which no other micro-computer then available could fill so neatly. The information that a Scottish university would like all its students have personal computers by the end of the decade, and that Sinclair had "generously gifted" the first 525 machines to that end, sounded more like a public relations exercise than a serious marketing opportunity.

Fifteen months later, however, Strathclyde is producing results and its initiative has spread to several other higher education establishments. It is an environment which appreciates the power and the sophistication of the QL as no other market sector has done.

The University of Edinburgh, Teeside Polytechnic and Leicester Polytechnic have all followed the Strathclyde lead, with projects ranging from electronic chip design to problem-solving and word processing. Each of the colleges anticipates an expansion of its individual schemes and, so far, the advantages of extensive use of micros have been found to outnumber the disadvantages.

The price is right

In one sense, the impetus of all the tertiary education projects involving the QL could as easily be maintained on other machines, with a similar specification. The 68000 processor, the memory, graphics capability and portability are none of them exclusive to the Sinclair micro but once price enters the calculation, the QL leaves the opposition standing. Realistically, students will never be in the position of affording, for example, an IBM PC, nor even one of its many clones, and although Amstrad systems are competitive in terms of price, they do not offer the same power or portability.

The underlying premise of the Strathclyde and other projects is that micro-computers can and should change the way in which subjects are taught at the higher levels, and that individual students, as well as the particular colleges, must have total access to the necessary hardware and software before the revolution can become effective.

When Strathclyde first went public with its plans, the project director, Professor James Alty, was quoted as saying: "The need is for a workstation – for

students – capable of some stand-alone functions such as local filing, editing and program compilation, while at the same time capable of linking to the campus network for access to higher levels of computing."

"When the students get hold of the machines and use them, I think most of them find the bad publicity was not deserved".

That has proved to be wholly possible. Dr Richard Kingslake, senior lecturer in the computer science department, has graduates reading for an MSc in information technology who plug their QLs regularly into the university's triple VAX 11/782 mainframe system and, having prepared documents or complex calculations on the QL at home, move files to and from the mainframe computer, very much as their work schedules dictate.

All first-year students who read computer science, whether as a main course or a subsidiary subject, have access to

UNIVERSITY CHALLENGE

a QL and are required to hand in all course work ready-printed, courtesy of Quill and the various printers available on campus. Electronics students have used the QL to study circuit design, employing simulator software written by a member of staff, and tutors and lecturers often take a QL into the lecture hall with them.

The two areas most concerned with the project are the schools of computer science and electronic science but many other departments are involved peripherally. The law department recently requested 30 micros, mainly for use in data storage and manipulation, and other faculties use the QL for relatively straightforward business procedures such as spreadsheet and word processing applications. The business school has a laboratory full of QLs and the modern languages department is involved in a somewhat abstruse use of micros, investigating the structure of Italian poetry. In all, at least half the departments in the university are involved to some extent and a fair percentage of the 7,000 student population is aware that the QL has arrived.

Into the nineties

Whether the end of the decade, i.e., in four years' time, is a realistic time-scale for the aim of ensuring that everyone has a personal computer, as was intended originally, is a different matter, and whether all the personal computers will be QLs is as yet undetermined.

Kingslake likes the machine, and so do his students. "When the students get hold of the machines and use them, I think most of them find that the bad publicity was not deserved. I use a QL all the time and I would say the bad publicity was wrong."

The university, however, cannot afford to take chances. Much of the software developed in the last year at Strathclyde is not specific to the QL, although written on it. Most of the tailored programming has been restricted

to short sub-routines which could easily be adapted for use on other micros.

Although "the QL is certainly one of a set of micros we would always consider," Kingslake emphasises that the university has to take into account the possibility that the QL may not always be available. "We would not want to be in such a state that we were hooked on.

As for his ideal machine, it should be relatively cheap, fairly portable and "it would be very pleasant if it could have an in-built screen." As someone with experience of the QL with both Microdrives and discs, he finds "Microdrives are much slower than discs and one tends to change the whole way one is working, so I think we would very much like it if we could have a computer with discs in the future." Yet Strathclyde is pleased with its QLs so far, having experienced only a three percent failure rate of machines, and only seven faulty Microdrive cartridges out of the 1,300 used to November, 1985.

Student software

As for tangible results, Strathclyde has produced prototype software for its own and other colleges use, about which David Park of Sinclair says: "At last, we have software and operating procedures which we can sell across tertiary education round the world." Apart from the circuit design procedures for electronic engineering students, there are three major programs which may be available commercially before the end of the year."

The Strathclyde portfolio consists of three programs, *Filet*, *Reader* and *Examiner* which are likely to be of use to students in any discipline at any level. *Filet* was written in machine code and is designed to move files fast between the QL and a mainframe computer.

"The mainframe end of it is written deliberately to be general and it has a little extra frill on the side. We have made the QL act as a 4010 Tektronix graphics

facility, so we can draw pictures on the QL running from a program on the mainframe. That is not much use, I must say, but it is rather a good little extra."

The other two programs permit manipulation of the text files taken from the mainframe by *Filet*. *Reader* operates much like an editor, except that, as with a printed book, the text cannot be modified. It can be annotated, as is usually done with a pencil in the margins of books, and although the main text will not be marked, the annotations can be saved and re-loaded when required by the student whose notes they are.

Examiner is again concerned with interaction between the mainframe and the QL, allowing students to take questions or assignments from the central computer and deal with them on a file which is fed back subsequently into the mainframe to be accessed by the relevant tutor.

"We would not want to be in such a state that we were hooked on a machine we could not replace".

STEAM is more particularly computer-orientated. According to Sinclair Research, it stands for Strathclyde Teaching Electronic Automatic Machine. "Well, it might be," says Kingslake cautiously. "I invented the word STEAM because I thought a steam computer sounded fun and it obviously has the word Strathclyde on the front.

An Emulator for assembly and Machine code was one possibility but we haven't really defined exactly what it stands for. No matter, it is a powerful tool. It emulates a very simple computer, while demonstrating many facilities of more advanced computers, and the students learn a good deal about computing by using this emulator."

UNIVERSITY CHALLENGE



Students operating Sinclair QL computers on an information technology course at the University of Strathclyde.

Polytechnic projects

It is that kind of development which could help establish the QL as a recognised micro for higher education. If the proper kind of software becomes available in quantity, many other colleges would be encouraged to look at the Sinclair machine. That is very much the view of Brian Riches, senior lecturer in the school of electronics and electrical engineering at Leicester Polytechnic. Interested in the fit reports of the Strathclyde Project, he initiated a project at Leicester which he describes as "puny when compared to Strathclyde," but which is nevertheless a clear indication of the move towards a radical rethinking of teaching and learning methods in tertiary colleges.

Originally, Riches proposed a scheme whereby local banks would offer loans to prospective electronics students at Leicester, so that each entrant could arrive equipped with a QL. He still hopes that something of the kind can one day be achieved but, as a pilot scheme, he has approximately 30 QLs with monitors on the polytechnic campus.

They are available to students on his courses, both for use in class groups as individual workstations for fairly

closely defined exercises. Programming in Pascal, word processing and demonstrations of electronic circuit design are all part of the pilot scheme, although Riches envisages that, ultimately, computers "could easily have a dramatic effect on the way many subjects are taught. Many subjects are based on mathematics and if some of the techniques were to be based on computers, it could lead to different methods of approaching the material."

"At last, we have software and operating procedures which we can sell across tertiary education round the world".

His approach is strictly utilitarian. The micro can affect teaching methods profoundly and make available knowledge which is not easily explained by more traditional methods. "You cannot really base your teaching on those techniques until the necessary hardware is in place" he says. That means the polytechnic

resources being dedicated to expensive equipment, while the QL takes its place as the individual micro used by each student off campus. He believes that problem-solving and self-learning packages can and should be pursued by students in their own time, in their homes, with the polytechnic facilities as back-up.

A similar philosophy is behind the scheme inaugurated at Teeside Polytechnic, where computer science students work on language programming and investigate the design and construction of computers, courtesy of individual, home-based QLs. Work continues on campus with polytechnic QLs in the computer science laboratory. Dr. Alan Clements, senior lecturer in computer science, was attracted by the 68000 processor, which already forms the basis of much of the teaching and research under way in the States but he says that the QL "could scarcely be better-suited for the job" of teaching students assembly language programming and computer architecture. He hopes to base part of the Higher National Diploma in information technology on the QL.

Computer aided degree

Edinburgh University is using the micro in a rather more esoteric way. The Gateway Project is concerned with teaching undergraduates integrated circuit design, employing the powerful QL graphics capability in a computer-aided design exercise which has previously been practical only on highly-expensive mainframe equipment. The students work on individual QLs, using them as data-entry workstations with graphical input, and achieve better results than with text-only input mainframe computers.

At the end of their degree course, fledgling electronics engineers have participated in a complete cycle of chip design, from the drawingboard stage to the construction and testing of the finished circuit, and while the result is not up to industrial specifications, because it is a teaching and not a manufacturing exercise, the individual graduate leaves Edinburgh with a thorough understanding of the theory of chip design, courtesy of the QL.

Clearly, the field of higher education is one which is well worth cultivating and, as Kingslake says, "Sinclair, which is typical of him, got there first and filled a hole." It is a hole which will need to be guarded well. In no sense are the colleges sales offices for the QL and ultimately they will serve the interests of their students before those of a micro manufacturer - but Sinclair has sown some healthy seeds.

NEW FROM TALENT!

TECHNIQL

— a superbly designed professional tool.

Suitable for: flow charts, electrical designs, mechanical drawing, letterheads/logos, PERT charts, architectural drawings.

TECHNIQL is a two-dimensional CAD package suitable for all general, scientific and engineering applications. It allows the user to create accurate and finely-detailed plans, diagrams and designs. These can be printed out to any width on Epson or Epson-compatible printers.

- FAST, multi-width printer output
- Menu or keyboard driven
- Pictures can be many times larger than screen
- Zoom in and out
- Compressed storage of designs
- Complete library of drawing tools: lines, circles, boxes, curves, ellipses, polygons
- Two screen modes
- Relocatable code (compatible with disc, extra RAM)
- Cells can be edited, mirrored, rotated, scaled, positioned accurately in other cells
- Grid and grid snap
 - Up to eight layers per design
 - Text can be included
 - Up to 75 cells can be created

£49.95

(+ 50p postage and packing)

TALENT
COMPUTER SYSTEMS
SOFTWARE FROM SCOTLAND



Available from:
TALENT COMPUTER SYSTEMS
Curran Building, 101 St James Road,
Glasgow G4 0NS.
Access & Visa hot-line: 041-552 2128

QL GAMES



BARON ROUGE

Are you really an ace? Sure? Prove it! . . . No abstract aliens, but airplanes, balloons, birds and other strange or absurd things flying in the sky . . .

The aim of the game is to become the General. Very funny! 20 levels, machine code, compatible joystick.

GWENDOLINE

is the name of your fiancée, captive in a dungeon of the haunted castle. You, the hero, try to discover her; find the keys, eat ham, apples . . . (you are human, no?) and run! Beware of the bottles of wine! And what happens when you reach GWENDOLINE? See yourself . . . 38 screens. Very nice graphics, machine code, compatible joystick.

SAVE £5.00 — Gwendoline with Baron Rouge £30 only
(Price incl. p&p and English instructions)

Available by Mail Order. How to order — send your address and (1) An Eurocheque to LABOCHROME or (2) Transfer money to Account No. 000-0146480-10 to LABOCHROME, LIEGE, BELGIUM or (3) An order to the address below; we will send the package with post cash on delivery (8 days delay).

LABOCHROME, 173 Rue de Fragnee, B-4000 Liege (Belgium)
Welcome trade enquiries

QL Price Blitz

Matchpoint	£12.50	Hyperdrive	£12.50	Snooker	£12.50
Knight Flight	£12.50	Hopper	£12.50	Cuthbert	£12.50
Zkul	£12.50	West	£12.50	Cosmos	£12.50
Cartridge Doctor	£12.50	Q-Draw	£12.50	Super Arcadia	£12.50
Chess	£16	Lands of Havoc	£16	Flight	£16
The Pawn	£16	Bridge Player	£16	Crazy Painter	£11
Cavern	£11	BJ the Return	£9.75	Spook	£9.75
Meteor Storm	£11	Fictionary	£11	Reversi	£10.50
BJ in 3D Land	£11	Citadel	£9	CHoice	£13
Jabber	£8.50	Quboids	£8.50	Artice	£11.50
ICE Toolkit	£9	QDumps	£9	Eagle/Zapper	£9
ICE	£21	Supercharge	£50	QL Mon	£30
Super Monitor	£20	Super Sprite	£20	Super Forth	£24
Super Astrologer	£20	Backgammon	£10.50	Bounder	£8.50
Classic Adventures	£8.50	Eagle & Zapper	£9.50	Assembler	£34
BCPL	£52	Lisp	£52	Pascal	£80
C	£90	Integ. Accounts	£80	Home Finance	£21
Cash Trader	£61	Entrepreneur	£34	Startrek	£3.50
Wanderer	£20	Nemesis	£17	ICE complete kit	£52
Copier	£15	QSpell Disc	£23	Archiver Disc	£23
QL Computer	£185	Expanderam 512K	£120		
Expanderam 256K	£90	Cumana Disc IF	£78		
Disc IF & Single 3 1/2" drive	£180	Disc IF & 3 1/2" dual drive	£275		
Centronics Printer Interface	£26	Joystick Adaptor	£4.50		
Quickshot II Joystick	£8	Arcade Joystick	£14.50		
Pro 5000 Joystick	£15.50	Microdrive Cartridges	£1.80		
4 Microdrives in wallet	£8	Insider Board	£105		
LX80 Printer & Interface	£265	Eidersoft Mouse	£85		
TV Aerial Splitter	£2.30	EPROM Programmer	£75		
EPROM Eraser with timer	£22	LX80 Ribbon	£5		
3 1/2in. disc storage box	£3	3 1/2in. DSDD discettes	£4		
QL Advanced User Guide Book	£14.50	Serial Cable	£10		

Assorted books at over 60% off

Also a large range of Disc systems, Printers, Joysticks and all the latest software releases. Phone for more details. Note: All joysticks need an adaptor.

UK: Add 50p postage to orders under £5

Europe: Deduct 10% from all software. Add £1.50 postage + 40p for each program. Hardware prices as above + £1.50 postage. Outside Europe: Add £5 postage.

MPC Software
72 Julian Road, West Bridgford, Nottingham NG2 5AN
Telephone: (0602) 820106

LISP

In the last two months, we have dealt with a large portion of Lisp programming. Having looked at the structure of Lisp and a number of the built-in functions, we have also seen how to define functions, use conditions, and the importance of recursive programming in the language. Nevertheless, that still leaves the major problem of how to write Lisp programs.

In this article, we will be developing a relatively small but fairly complex problem, showing how to apply the language to solve it.

Lisp is an ideal language for the top-down programming technique. When using it, the main procedure to solve the problem is written, regardless of whether the routine which it calls are yet ready. Subsequently, the next level of routines is written, probably using other unwritten code, and so on, until finally the bottom level of code is included. Ideally, by this time, the programming complexity of the lowest level code is trivial.

Now we look at a classic problem, known as the Knight's Tour. This is where a knight, as in chess, is placed on to a chess board and has to try to cover every square, exactly once, making only legal knight jumps. Starting from any square, there is a phenomenal number of possible sequences and the program we develop finally will take ages to search them all.

Rather than concerning ourselves with efficiency, we shall find a working program which would find the solution, given sufficient time. We can still easily test our program by having the knight tour boards of fewer than 8 x 8 squares. More efficient programs often use a similar approach to the back-tracking technique which we will develop but also include specialised search procedures to direct the search to likely


squares, rather than just picking any legal square for the next jump.

These possible knight moves are shown in figure one. If we assume that we will hold each position as two digits in the range one to eight – based on the board in figure three – the required offsets for each of the possible jumps are shown in figure two. We might as well now define our basic search data structure. It will be a list of eight elements, each of which will be a two-element list. Each of those elements will, in turn, be an X-axis, then Y-axis offset for a jump. Our structure called, say, SEARCH, will consequently look something like:
 $((-2\ 1)\ (-1\ 2)\ (1\ 2)\ (2\ 1)\ (2\ -1)\ (1\ -2)\ (-1\ -2)\ (-2\ -1))$

At this point we must consider how our program will solve the problem. Since we are not concerned about efficiency, the exhaustive trial-and-error approach will give us a new square, from which we will pick the first set of offsets which produce a legal move.

That, in turn, gives a further square, where we carry-out the same procedure, and so on until one of two events occurs. Either we find that we have covered all 64 squares, finding a solution or have tried all possible moves from the SEARCH list and none of them gives a legal square which we have not already visited. In that case, we remove the last square visited from our list and back-track to the penultimate square. There rather than take the previous offset from the SEARCH list, we use the next one in sequence. This technique, though rather slow, eventually will guarantee covering all possible routes from any given starting square.

We can now decide on a simple data structure for the entire program. At each stage, we have to hold a complete list of all squares visited so far, in order. For each of those positions in the list, we also need to know which of the offsets from SEARCH was last used, so that during back-tracking we can start from the next pair of X and Y offsets, other-



From
To

THE LANGUAGE

wise we will find ourselves in a infinite loop.

The simplest approach is often best, so for each position in the main data structure let us follow the X and Y co-ordinates of the square with a copy of the list SEARCH. Then, whenever we use one of the offsets, we will remove it from the copy of the list. Our final data structure will thus be of the form:

```
(Xn Yn (search-list))
```

```
" " " "
```

```
(X2 Y2 (search-list))
```

```
(X1 Y1 (search-list))
```

where (X1,Y1) is the starting square. Choosing square (1,1) for the start position, we know that our structure should begin as:

```
((1 1 ((-2 1) (-1 2) (1 2) (2 1) (2 -1)
(1 -2) (-1 -2) (-2 -1)))
```

Each time we check an offset, the new square must be on the board – i.e., both X and Y must be in the range one to eight – and it must be a previously-unvisited square. So, looking for the first jump, the first two offsets ((-2 1) and (-1 2)) both give illegal positions and will be removed from this copy of the list. The third offset ((1 2)) gives a legal position – in this case (2 3) – so that will create a new structure in the list, which should now look like:

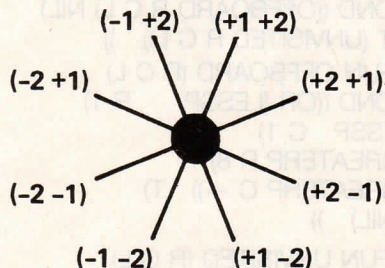
```
((2 3 ((-2 1) (-1 2) (1 2) (2 1) (2 -1) (1 -2)
(-1 -2) (-2 -1))) (1 1 ((1 2) (2 1) (2 -1) (1 -2)
(-1 -2) (-2 -1)))
```

If you have followed everything so far, you are in a position to write the top-level of the routine. It is very simple:

```
(DEFUN KTOUR ()
  (SETQ SEARCH((-2 1) (-1 2) (1 2) (2 1)
  (SETQ SOLUTION (LIST (LIST 1 1
  SEARCH)))
  (LOOP
  (UNTIL (ZEROP SQUARES)
  NO-SOLUTION)
  (SETQ SOLUTION (JUMP SOLUTION)
```

```
(UNTIL (EQ SQUARES 64)
(OUTPUT SOLUTION)))
```

Working through this, SETQ SEARCH sets up the offset list, as described previously. SETQ SQUARES sets a variable which will count the number of squares visited – i.e., presently held in our list structure – so that we know when we finished. SETQ SOLUTION sets up the starting structure, as position (1 1) and the list SEARCH. We then enter the main program loop, in which one of two conditions will occur:



(a) The variable SQUARES reaches zero, indicating that no solution exists. That should never happen but provides an exit in case our program tries all possible combinations of moves from a given start square and back-tracks to an empty list.

(b) After updating our SOLUTION, by calling function JUMP, we find that we have visited all 64 squares, in which case we should OUTPUT the SOLUTION.

You will notice at this point that we have been able to write the main program, even though two of the functions used – JUMP and OUTPUT – have not been written. We can start amending this now. The OUTPUT function must traverse the list, printing the co-ordinates Xn and Yn – in this case, 'n' will be 64 – then moving on to the next co-ordinates, X(n-1) and Y(n-1), until the entire list has been printed.

Quick examination will show that by removing the first element of the list, a very similar list – just one element smaller, but with exactly the same structure – will result. Therefore, our OUTPUT routine can be a simple recursive call. That will mean that we print the co-ordinates, ending with the start square. It could easily be changed but does not really matter. OUTPUT will finally look something like:

```
(DEFUN OUTPUT (L)
  (COND ((NULL L) (PRINTC))
  (T (PRINC LPAR (CAAR L) (CADAR
  L)
  RPAR BLANK)
  (OUTPUT (CDR L)))
```

There are one or two features in this with which we have not yet dealt. LPAR, RPAR and BLANK are the left parenthesis, right parenthesis, and space, for output purposes. PRINTC, on its own, merely outputs a carriage return at the end of the printout and PRINC is used to output the co-ordinates (bracketed), without a carriage return. As you can see, having printed the first co-ordinates in the list, the (OUTPUT (CDR L)) command will do the same thing for every element of the list except the first. That is why a check has to be made for the NULL condition, which will signify the end of the printout.

Now to our other undefined procedure, JUMP. It has to look at the first – i.e., the last generated – position in our main structure and decide what to do. Two possibilities are:

(a) There are no more offsets remaining in the copy of SEARCH. Hence we must get rid of this latest position and back-track to the previous square. We will use a function called ENDSEARCH to check for an empty SEARCH list and BACKTRACK to perform the back-tracking operation.

(b) Otherwise we must use the next offset to try to make a legal move. That


will be done by the function TRYJUMP.

We will not bother about these three new functions yet but we can still write the JUMP function, which will be:

```
(DEFUN JUMP (L)
  (COND ((ENDSEARCH L)
    (BACKTRACK L))
    (T (TRYJUMP L)) ))
```

We can then start writing the functions for the next level. ENDSEARCH has to check for the SEARCH list – nearest the front of the main list structure – being NULL, i.e., an empty list, returning True if this is the case and False otherwise. Consequently, ENDSEARCH will look like:

```
(DEFUN ENDSEARCH (L)
  (NULL (CAR (CDDAR L))))
```



If ENDSEARCH returns the answer true, we must back-up to the previous square. If you look back to the main KTOUR routine, you will see that it is merely a matter of JUMP returning the truncated structure, which will then be assigned to SOLUTION. We must not forget to update the variable SQUARES. BACKTRACK consequently will look like:

```
(DEFUN BACKTRACK (L)
  (SETQ SQUARES (SUB1 SQUARES))
  (CDR L))
```

The new function SUB1 is built into the Metacomco Lisp implementation, being equivalent to (PLUS 1 SQUARES).

So far, so good. The only function still outstanding is TRYJUMP, which should try to add a legal move to the list structure. There are two possibilities:

(a) Using the next set of offsets from the latest position in the list gives an illegal square, either because it is off the board, or because we have already visited it. In this case, we must remove the offending offsets from the copy of SEARCH at the head of the list and return this new list to the main program. That will be performed by a function called TRYNEXT, which we will define soon.

(b) The offset gives a legal position, so a new set of co-ordinates must be added to the head of our main list structure, together with a complete copy of SEARCH, and the variable SQUARES should be updated. That can be done by a function called ADDSQ. We are then in a position to write TRYJUMP:

```
(DEFUN TRYJUMP (L)
  (SETQ ROW (PLUS (CAAR L)
    (CAAR (CDDAR L))))
  (SETQ COL (PLUS (CDAR L)
    (CAR (CDDAR (CDDAR L)))))
  (COND ((LEGAL ROW COL L)
    (ADDSQ ROW COL L))
    (T (TRYNEXT L))))
```

As you can see, that sets the variable ROW and COL to the possible new square, checks to see whether the new square is LEGAL, and calls the appropriate procedure – ADDSQ or TRYNEXT. These two functions will be along the lines:

```
(DEFUN ADDSQ (R C L)
  (SETQ SQUARES (ADD1 SQUARES))
  (CONS (LIST R C SEARCH)
    (CDR L)))
```

We are now almost finished. The final function is LEGAL, which must check whether ROW and COL – using R and C – are either off the board or previously visited. Function OFFBOARD will return True if either R or C is outside the range one to eight. Function UNVISITED will return True if the position (R C) is not held anywhere else in the main list structure. UNVISITED works by checking whether R and C are equivalent to the first co-ordinates in the list structure, then calling itself recursively to check everything but the first co-ordinates in the structure. These final functions are:

```
(DEFUN LEGAL (R C L)
  (COND ((OFFBOARD R C L) NIL)
    (T (UNVISITED R C L))) )
(DEFUN OFFBOARD (R C L)
  (COND ((OR (LESSP R 1)
    (LESSP C 1)
    (GREATERP R 8)
    (GREATERP C 8)) T)
    (T NIL))) )
(DEFUN UNVISITED (R C L)
  (COND ((NULL L) T)
    ((AND (EQ R (CAAR L))
    (EQ C (CADAR L))) NIL)
    (T (UNVISITED RC (CDR L)))) )
```

Everything is now complete and the entire program is written. It is shown in a more concise form in figure four. To be of any practical use, the program needs a built-in heuristic which will direct the search to likely squares, otherwise there are a theoretical 8^{63} possible solutions. Obviously there is likely to be more than one solution from any given starting square and many of the options will be discounted immediately by the OFFBOARD check, but that still leaves a formidable number of combinations and you cannot really expect Lisp to solve it this side of Christmas.

In the final article next month, we will deal with one or two more features of the language and look at the Metacomco implementation of the language, showing what you get for your money.

Figure 4.

```
(DEFUN KTOUR ()
  (SETQ SEARCH '((-2 1) (-1 2) (1 2) (2 1)
    (2 -1) (1 -2) (-1 -2) (-2 -1)))
  (SETQ SQUARES 1)
  (SETQ SOLUTION (LIST (LIST 1 1 SEARCH)))
  (LOOP
    (UNTIL (ZEROP SQUARES)
      'NO-SOLUTION)
    (SETQ SOLUTION
      (JUMP SOLUTION))
    (UNTIL (EQ SQUARES 64)
      (OUTPUT SOLUTION))) )
(DEFUN OUTPUT (L)
  (COND ((NULL L) (PRINC))
    (T (PRINC LPAR (CAAR L)
      CADAR L) RPAR BLANK)
      (OUTPUT (CDR L)))) )

(DEFUN JUMP (L)
  (COND ((ENDSEARCH L)
    (BACKTRACK L))
    (TRYJUMP L))) )

(DEFUN ENDSEARCH (L)
  (NULL (CAR (CDDAR L)))) )

(DEFUN TRYJUMP (L)
  (SETQ ROW (PLUS (CAAR L)
    (CAAR (CDDAR L))))
  (SETQ COL (PLUS (CDAR L)
    (CAR (CDDAR (CDDAR L)))))
  (COND ((LEGAL ROW COL L)
    (ADDSQ ROW COL L))
    (T (TRYNEXT L)))) )

(DEFUN LEGAL (R C L)
  (COND ((OFFBOARD R C L) NIL)
    (T (UNVISITED R C L))) )

(DEFUN OFFBOARD (R C L)
  (COND ((OR (LESSP R 1) (LESSP C 1)
    (GREATERP R 8) (GREATERP C 8)) T)
    (T NIL))) )

(DEFUN UNVISITED (R C L)
  (COND ((NULL L) T)
    ((AND (EQ R (CAAR L))
    (EQ C (CADAR L))) NIL)
    (T (UNVISITED R C (CDR L)))) )

(DEFUN TRYNEXT (L)
  (CONS (LIST (CAAR L)
    (CADAR L))
    (CDR L))) )

(DEFUN ADDSQ (R C L)
  (SETQ SQUARES (ADD1 SQUARES))
  (CONS (LIST R C SEARCH)
    (TRYNEXT L))) )

(DEFUN BACKTRACK (L)
  (SETQ SQUARES (SUB1 SQUARES))
  (CDR L)) )
```



★★★★★ The Wanderer

CULT GAMES are unheard of on the QL, but I've got a feeling that state of affairs is likely to change when The Wanderer hits the screen.

I've seen 3D glasses – but only The initial demo displays with their strange conglomeration of objects floating through space tell of the miracles to come. Bicycles spin past, pentagons twist and turn, and cards float lazily towards infinity.

Press Enter and the space map squares are blank and represent sectors. The other squares represent worlds on which you can play poker for energy and shield power, and gateways into other galaxies.

The plot revolves around some nasty looking moggies – who are on the warpath, destroying everything they find in their path through space. The 3D perspective makes it difficult to destroy them. If you clip only the side of one of their space crafts you might get hit by floating debris, followed by a venomous attack from their laser guns.

If you were hoping for a version of Elite on the QL, The Wanderer falls far short. Although there are many types of feline battle cruiser, including one which looks like a flexi-lamp complete with domed shade and stand, the planets on the star map do not have their own economies – the ideal is not to trade.

You must gamble at the poker tables – like Han Solo in Star Wars – and blow everything out of space.

Despite the lack of sophistication in plot, **The Wanderer** is the only game worthy of the arcade tag on the QL. The 3D graphics are spectacular and at times you will feel as if you are about to fall into the screen.

The transition between star systems initiated from the star map ridicules those industry pundits who say that if you want fast graphics on the QL you are flogging a dead horse. When you enter space warp your craft rushes through space. The stars swirl in a vortex and you will feel very, very sick.

Pyramide, a French company, has done wonders with its first product for the British market. Its superb packaging and documentation complement a program which shows its author to be very talented.

John Gilbert,
Sinclair User, April 1986
Page 89.



"undoubtedly one of the best games yet released for the QL,"
ZX Computing Monthly · May 1986

PYRAMIDE

Attention all
QL Owners!
The New Pyramide
Programs just released:

- 3D OTHELLO £14.95
- QL-PEINTRE £14.95
- QL-NUCLEON £19.95
- QL-REMEMBER £19.95
- V-ROOM £14.95
- MORTVILLE'S MANOR .£19.95


For more information, please write to us asking for our **free** mailing list, giving your name, address and postcode.

Available only by mail order. Enclose cheque/P.O. made available to:

RIO PROMOTIONS LTD.
DEPT QL,
28 WAVERLEY GROVE,
LONDON N3 3PX
TEL: 01-349-2764

TRADE ENQUIRIES WELCOME

RELEASE THE POWER OF THE



QL C £99.95 inc VAT

A professional specification C compiler for the QL! Designed by LATTICE®. QL C is the most powerful and complete C compiler available for the QL.

- ▶ Complete Kernighan and Ritchie implementation. ▶ Full floating point arithmetic. ▶ Comprehensive library of UNIX and QDOS functions.
- ▶ Separate compilation. Linker. ▶ Powerful data types (inc. structures and arrays). ▶ Macros and conditional compilation. ▶ Over 90 detailed error messages.

ASSEMBLER

The best selling macro assembler for the QL!

- ▶ Full Motorola 68000 specification. ▶ Macro expansions. ▶ Linker, directives, conditional assembly, and many other professional features.

£39.95 inc VAT

BCPL

A true compiler. Ideal for systems programming - utilities, games, and applications.

£59.95 inc VAT

QL PASCAL

A full ISO standard Pascal compiler!

- ▶ Fast, single pass Pascal compiler ▶ Complete implementation of the ISO 7185 Pascal standard. ▶ Generates native code. Can be linked to assembler modules. ▶ Comprehensive error handling. ▶ Easy interfaces to QL features.

£89.95 inc VAT

LISP

LISP interpreter for exploring 'the language of artificial intelligence'; with graphics.

£59.95 inc VAT

Available from W.H. Smith, John Lewis, HMV, Menzies and many computer stores or direct from Metacomco.



26 Portland Square, Bristol BS2 8RZ

Tel: Bristol (0272) 428781

In the USA call 1-800-252-6382

Trademarks: UNIX-AT+T Bell Laboratories; QL, QDOS - Sinclair Research Limited.

Price includes VAT, postage and packing UK mainland only. Delivery, allow up to 28 days.

Every DEVELOPMENT KIT includes Metacomco's popular screen editor and a detailed manual. All KITs will operate either on a standard QL or on QL's with floppy disks or memory expansion.

Phone today or post this coupon to: Metacomco, 26 Portland Square, Bristol BS2 8RZ. Please send me: Assembler £39.95 LISP £59.95 BCPL £59.95 QL C £99.95 QL PASCAL £89.95 more information I enclose a cheque for £ _____ or debit my

ACCESS/VISA No: CARD EXPIRY DATE

NAME

ADDRESS

POSTCODE TEL. NO: SIGNATURE QW

SPECTRUM SIMULATION

Getting your QL to behave like a Spectrum seems like an odd idea, but there is an abundance of Spectrum software which, with a little coercion, the QL can be persuaded to run. Marcus Jeffery overcomes the major problem – the screen.

It may seem ridiculous to want to turn your powerful QL micro into a humble Spectrum but it must be admitted that the Spectrum has a vast market of software available

the QL 32K screen memory finds it very difficult to simulate the Spectrum 6K screen and 768-byte Attribute file. The QL screen is far more versatile but however you try to arrange matters, the Spectrum screen refuses to fit properly.

each. In a similar way to the QL TV mode, the output and graphics channel (channel #1) and the program listing channel (channel #2) are both overlaid in the top 22 lines of the display and the command and error channel (channel #0) uses the bottom two lines, giving a display in the form shown in figure two.

Although printing to (channel #0) will display in the bottom two lines, the other two channels are not distinguished and are merely the output area. In addition you will also note that the Spectrum has a surrounding border area. That, as with the rest of the display, can be set to any of eight colours. In fact, a command called BRIGHT will allow you to set the intensity of any colour on the display, giving a theoretical 16 colours, though half of them are merely dirty-looking resemblances of the others.

Moving to our QL screen simulation, one decision has already been made for us – we need eight-colour mode. Choosing 'MODE 8' will give 256 double-width pixels along the horizontal axis and 256 normal-width pixels on the vertical axis. Unlike the QL, Spectrum characters, as with most other micros,

FIG 1.

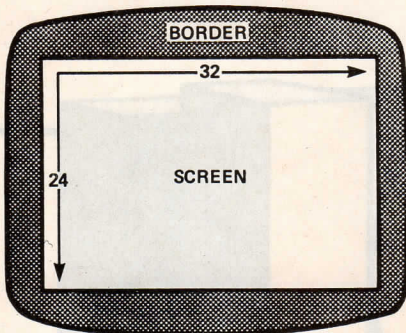



FIG 2.



for it, some of very high quality. Converting commercial programs is obviously a task of its own and well beyond the scope of any article. Nevertheless, there is a multitude of program books and magazine listings for the Spectrum which are just waiting to be converted.

In *QL User*, December, 1985, Basic Differences delved into the coding problems you were likely to meet when converting Spectrum Basic into Super-Basic, including the mathematical functions, strings and string functions, logical operators, control structures, data and file handling, I/O and graphics. It was mentioned that the major stumbling-block would almost certainly be the screen display.

Squeezing the screen

It is a sad point but the fact is that

Figure one shows the character layout of the Spectrum display, which is divided into 24 lines of 32 characters

FIG 4.

SPECTRUM	QL	COMMAND USE
AT line,col CLS	AT line,col CLS [ch]	Set print position Clear screen (should be CLS#1 and CLS#2)
COPY	-----	See SCOPY (figure five)
FLASH 0 or 1	FLASH [ch] 0 or 1	Turn flashing text of/on (Channel#1 will usually be sufficient)
INK colour	INK [ch] colour	Set print colour. (Should be ch#1 and ch#2).
INVERSE 0 or 1 colours	-----	Print in inverse (see text)
PAPER colour	PAPER [ch] colour	Change background print colour
TAB column	TO column	Set start column for printing.

are held in an 8 x 8 array of pixels. If we try to simulate this, we find that we need (32 characters) x (8 pixels) across the display. That gives 256 pixels. How convenient. No, I'm afraid it is not. That produces a number of problems. We could easily live with the no border area but we could not ignore the display disappearing over the edges of most TV screens. You see, in TV mode, your QL uses only the central portion of the display. You can easily check this on a TV by powering-up the QL in Monitor Mode and just start typing. You will have typed a number of characters before they start appearing in the bottom left of the screen. In addition, the Spectrum pixels are square – unlike our double-width mode 8 pixels – so to get a reasonable display we would have to use twice as many vertical pixels as the Spectrum. Unfortunately, 2 x (24 lines) x (8 pixels) gives 384 pixels, which is rather more than the 256 available.

The alternative option is to use four-colour mode. That would easily allow us to fit the Spectrum screen on to the QL display, including plenty of room for the border area. We would also be able to re-write the QL print routines to simulate the Spectrum, implement Spectrum-like User-Defined Graphics, re-write the colour commands to work on character areas, and so on. We would still have

FIG 3.

```

1000 DEFine PROCedure Spectrum
1010 LOCAL k$
1020 MODE 8
1030 WINDOW#0,384,20,64,228
1040 PAPER#0,7:INK#0,0:CLS#0
1050 WINDOW#1,384,220,64,8
1060 PAPER#1,7:INK#1,0:CLS#1
1070 WINDOW#2,384,220,64,8
1080 PAPER#2,7:INK#2,0:CLS#2
1090 OPEN#4,SER1
1100 OPEN#5,scr_512x256a0x0
1110 SBORDER 7
1120 PRINT#0,1982 Sinclair
    Research Ltd"
1130 k$=""
1140 REPEAT wait
1150   k$=INKEY$
1160   IF k$<>"" THEN EXIT wait
1170 END REPEAT wait
1180 CLS#0
1190 END DEFine Spectrum
1200 :
1210 DEFine PROCedure SBORDER (col)
1220   BLOCK#5,504,8,4,0,col
1230   BLOCK#5,504,8,4,248,col
1240   BLOCK#5,60,256,4,0,col
1250   BLOCK#5,60,256,448,0,col
1260 END DEFine SBORDER

```

the problem of limited colours but by choosing the games we want to convert carefully, we can minimise this inconvenience.

Eight colour compromise

The only remaining option is to retain the QL character font – why Sinclair could not use 'font' like everyone else, I will never know – based on six double-width pixels by 10 vertical pixels, and implement the 24 line by 32 column display. That means we cannot simulate User-Defined Graphics and the scale of

graphics commands will be incorrect, but it gives us an eight-colour, Spectrum-like display.

Using this method, we can also show a border, as on the Spectrum; but the standard QL BORDER command will not work. That is because this command works on separate windows and with the Spectrum window layout – figure two – this would either mean the window becoming effectively smaller and the input channel being separated from the other two, or that the two borders would overlap. Instead, figure three which sets up the Spectrum screen, includes an SBORDER – Spectrum BORDER – command which will draw a border round all the windows, as a combination of four blocks. If you type-in the listing from figure three, then add the

reasons for wanting to do that would be dubious. Pressing any key at that point will give you a flashing cursor in the lower display area.

QL in – Spectrum out

Sending output to the printer is done on the Spectrum by means of the LPRINT and LLIST commands, for printing and program listing respectively. On the QL, the initialisation sets up channel four as the SER1 output device, so hardcopy output is achieved by PRINT #4 and LIST#4. A further feature, available on the Spectrum – figure four – is the COPY command. It will dump the entire screen contents, including the two lower input lines, to the printer. It is a very useful feature which the QL lacks.

FIG 5.

```

2000 DEFine PROCedure SCOPY
2010 LOCAL i,j,k,l,b%(4)
2020   b%(1) = 192
2030   b%(2) = 48
2040   b%(3) = 12
2050   b%(4) = 3
2060   PRINT#4,CHR$(27);CHR$(65);CHR$(1)
2070   FOR i=0 TO 239
2080     PRINT#4,CHR$(27);CHR$(75);CHR$(128);CHR$(1);
2090     FOR j=0 TO 47
2100       k=132112+128*i+2*j
2110       FOR l=1 TO 4
2120         IF (PEEK(k)&&b%(1))+ (PEEK(k+1)&&b%(1))=0 THEN
2130           PRINT#4,CHR$(0);CHR$(0);
2140         ELSE
2150           PRINT#4,CHR$(128);CHR$(128);
2160         END IF
2170       END FOR l
2180     END FOR j
2190   PRINT#4
2200 END FOR i
2210 END DEFine SCOPY

```

line 10 Spectrum you should obtain a Spectrum-like initialisation screen. Line 1120 adds the finishing touch with the Sinclair copyright message. It might even convince someone that you had a Spectrum inside your QL, though your

The code in figure five gives a Super-Basic version of this command. It was written originally for use on a Taxan Kaga printer but should work equally well on any Epson-compatible printer. If you would like to modify the program

FIG 6.

```

2000 Define the procedure.
2010 Set Local variables.
2020 The b% array is used to store the appropriate colour bits.
2030   for the four pixels which are found in each word in
2040   the screen display. So, b%(1) ANDED the
        first and second
2050   byte will show whether the pixel is set.
2060 Set single dot paper feed.
2070 Loop through 239 lines (24 character lines, each 10 pixels)
2080 Print single-density graphic codes for 384 pixels.
2090 Loop through 48 horizontal screen words.
2100 Calculate word-location. 132112 is the start of our
    Spectrum screen.
2110 Each word contains four double-width pixels.
2120 Check pixel. IF zero, THEN
2130   Print two horizontal spaces.
2140   ELSE
2150     Print two horizontal dots.
2160   ENDIF.
2170 End of four-pixel loop.
2180 End of horizontal print row.
2190 Move to next dot row of printer.
2200 End of printing
2210 End procedure definition.

```

for use on other printer types, figure six gives details of the variables and how the program works. Written in SuperBasic, this screen dump program is obviously very slow and will take some time to dump the entire screen. A better option would be to acquire one of the many commercially-available screen dump programs.

Figure four shows the other Spectrum I/O commands and their QL equivalents. In many cases, the Spectrum commands will be found embedded inside PRINT statements, such as:

PRINT AT 4,4; "SINCLAIR QL WORLD"

When converting this to the QL, the AT statement should be placed before the PRINT, as in:

AT 4,4: PRINT "SINCLAIR QL WORLD"

With many of the other commands, you will notice that the QL format gives the option of specifying a channel. Since we have overlapped channels one and two, many of those commands should apply to both simultaneously. For instance, if you ran the following Spectrum program:

```
10 PAPER 3
20 PRINT "Hello"
30 LIST
```


both the output (Hello) and the program listing could be shown on a magenta background. On the QL, however, the PAPER command would apply only to the output channel. Normally, that would not matter, because when running a program, you are unlikely to require mixed output and listings. If it proves to be troublesome, the best method is to write a series of simple procedures to simulate the Spectrum output commands. An example is shown for the PAPER command in figure seven.

FIG 7.

```
DEFine PROCedure SPAPER
(col)
  PAPER#1,col
  PAPER#2,col
END DEFine SPAPER
```

Another command which is not implemented on the QL is INVERSE. The command 'INVERSE 0' inverts the col-

FIG 8.



ours of all texty printed, until the 'INVERSE 0' command is given. The easiest way to implement this on the QL is to hold the current ink and paper colours as global variables, changing them for INVERSE printing, then restoring them when the 'INVERSE 0' command is reached.

Problematic pixels

Spectrum graphics are based on the pixel co-ordinates of the Spectrum display. This is 256 x 176, giving the display shown in figure eight; the bottom two lines are ignored in this system. Unfortunately, we have not been able to use the ideal pixel-to-pixel conversion, so our QL display is 384 x 220 pixels, with each of the horizontal pixels being double-width. Further, the QL SCALE command is not versatile enough to enable us to define the correct multipliers for both axes. This command allows you to set only one axis and adjusts the other accordingly.

There is no foolproof method of avoiding this pixel problem. The best compromise is to adjust the X and Y co-ordinates to fit as well as possible on to the QL screen, writing a series of procedures to simulate the Spectrum graphic commands. A few of them are shown in figure nine.

FIG 9.

```
3000 DEFine PROCedure SPLOT (x,y)
3010 POINT INT(1.5*x+.5),INT(1.25*y+.5)
3020 END DEFine SPLOT
3030 :
3040 DEFine PROCedure SDRAW (dx,dy)
3050 LINE_R TO INT(1.5*x+.5),INT(1.25*y+.5)
3060 END DEFine SDRAW
```

One Spectrum command is impossible to simulate with our present system. This is:

'ATTR line, col'

which returns the Attribute of the character square at the co-ordinates given. The attribute is a number in the range 0 to 255, where the lowest three bits give the ink colour, the next three bits give the paper colour, the next bit gives the brightness – on/off – and the next bit gives the flashing state – on/off. The Spectrum is able to do this because it holds a separate attribute file containing the relevant information.

We could try to find what we want by PEEKing the appropriate bits in our QL screen character square but that still would not be sufficient. Not only would we have no idea which was the paper colour and which was the ink colour – it all depends which character we printed – but, given our present system, we could find more than two colours within the character area; that is impossible on the Spectrum, other than by using extremely complex interrupt techniques.

Another approach to the Attribute screen problem is to hold a separate attribute screen of your own. That should be done in memory, using RESPR, since it will contain only numbers in the range 0 to 225, but an easier method from SuperBasic would be to use an array: a%(21,31)

Initially, set all these values to seven but whenever a character is printed, update the relevant line – 0 to 21 – and column – 0 to 31 – value in the a% array. This value should be of the form:

```
1 * Paper colour (0 to 7)
+ 8 * Ink colour (0 to 7)
+ 128 * Flashing (0 or 1)
(The BRIGHTness function is not implemented)
```

To simulate the Spectrum ATTR command all you need do is read the relevant array element. To do that successfully, you will need to write your own PRINT procedure. It would work in much the same way as the normal PRINT command, calling PRINT repeatedly to perform the output. In addition, the procedure would always have access to the current line and column – as global variables – and would update them as each character is printed, setting the appropriate a% array element and updating the line and column positions – column would obviously go from 31 to zero, if printing continued over more than one line. Bear in mind also that scrolling the screen would mean scrolling all the values in the attribute array, with code similar to:

```
100 FOR i = 0 TO 20
110 FOR j = 0 TO 31
120 a%(i,j) ÷ a%(i+1,j)
130 END FOR j
140 END FOR i
```

An alternative approach

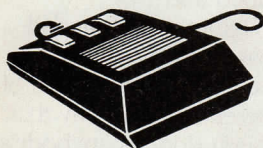
It can be disconcerting to see how difficult it is to produce some effects on the QL which are relatively easy on the lesser micro. That is not so much because of the relative powers of the two machines but the different methods they use.

The majority of Spectrum programs could be written in only four colours and many of the programs you will encounter have only that number. If that is the case, we obviously can use the QL in four-colour mode. Consequently, we are able to perform a one-to-one mapping of the Spectrum 8 x 8 character grids on to the QL screen, re-define the character font, including a special print routine for the new size cells. That would also allow the implementation of the Spectrum User-Defined Graphics, POINT and ATTR commands, and so on. We will be looking at this possibility next month.



ADMINISTRATION ONLY 0708 852647

QL MOUSE



Eidersoft are pleased to announce a superior QL Mouse with full supporting software using the ICE system. The three button mice mouse in beautiful QL

black, comes complete with ICE in ROM and the ARTice mouse graphics program. The mouse is interfaced via the ROM cartridge port, which gives a very smooth and fast response that will not be outrun. Mouse control is implemented on all packages that use the ICE system.

MICE complete.....	£89.95 + £2.00 P&P
MICE exchange ICE ROM.....	£69.95 + £2.00 P&P
ICE ★★★★★ Sinclair user classic.....	£24.95
CHOICE The multitasking Editor.....	£14.95
ARTICE The ICE Graphics package.....	£12.95
ICE TOOLKIT Allows you to use ICE facilities in your own programs (inc. mouse).....	£10.95

COMPUTERISE YOUR BUSINESS NOW WITH...

IMPACCT INTEGRATED ACCOUNTING

IMPACCT is the only truly integrated accounting system that gives you all of the features that ledgers on other business micros can at a third of the cost.

IMPACCT ACCOUNTING (Originally developed on mini computers!) Allows your QL to drive your business in the way you would wish. IMPACCT gives you the facility to produce invoices, statements, keep an eye on your debtors and creditors, keep track of stock, produce a large variety of business reports and much more. IMPACCT is suitable for traders, limited companies and partnerships and has been fully checked by accountants.

IMPACCT ACCOUNTING is flexible. You can set up your accounts in a variety of ways with full choice of account headings and names. IMPACCT is modular. You can start with any of the four modules and build up later to a fully integrated system.

IMPACCT ACCOUNTING is multi-tasking! Using expanded memory and CHOice software IMPACCT will multitask with other applications (e.g. QUILL).

IMPACCT ACCOUNTING is data compatible with the PSION programs! An export module allows you to export reports to QUILL, ABACUS and EASEL!!

IMPACCT IS EASY TO LEARN and comes with a full user guide. Telephone support is available for a small fee and training courses are being organised monthly for very reasonable rates.

IMPACCT ACCOUNTS

£49.95	Each Module
£139.95	Sales / Purchase / Nominal
£179.95	Sales / Purchase / Nominal / Stock
£49.95	Sales Order Processing
£49.95	Purchase Order Processing (June 86)

AVAILABLE NOW!!

£89.95 Upgrade kit for those accounting packages that cannot give you a printed invoice... invoicing and stock control...

SPECIAL PRICES FOR EIDERSOFT DISK SYSTEM CUSTOMERS

QL Computer Repairs and support.
Use the coupon opposite for further details.

DELIVERY: ALL ITEMS 1st CLASS POST FREE UNLESS STATED OTHERWISE

Prices are subject to alteration without prior notice.



CREDIT CARD HOTLINE
0708 851099

Q+ DISK SYSTEMS

Eidersoft and PCML are pleased to announce a new range of superior disk systems based on PCML/NEC hardware and a package of Eidersoft software. The systems are aimed at the professional QL user who requires stylish looks, a high degree of reliability and co-ordinated icon software and mouse.

A distinctive feature of the package is the inclusion of the new Eidersoft QL Mouse with co-ordinated software and the new NEC CMOS third height 3.5" disk drives, which run much quieter, cooler and more reliably than most 3.5" drives. The disk systems are completely QL style and colour co-ordinated in black (including leads).

There are two systems available, which are fully upgradable. The Q+ Disk System consists of a standard PCML disk interface (with built in toolkit commands) complete with twin 3.5" third height NEC disk drives, QL Mouse and the Eidersoft software package, which consists of ICE, a disk database, a joffer notepad, various conversion programs and a printer spooler on disk. The Q+ Executive System is identical but has a 256k Ram disk interface and the CHOice multitasking software. A module is available to expand the Executive System to the full 640k Ram. Both systems come complete with a bound manual covering disk, mouse and software operation.

Q+ DISK SYSTEM £399.00 Special introductory offer only £375 + £9 P&P
Disk interface without memory (upgradable) + 2x3.5" NEC disk drive + ICE + Mouse + added special utility software.

Q+ EXECUTIVE £499.00 Special introductory offer only £475 + £9 P&P
Disk interface with added 256k memory + 2x3.5" NEC disk drives + ICE + Mouse + added special utility software.

*EXECUTIVE UPGRADE TO FULL 640K £95

IMPORTANT NOTICE

The recent announcement of the take over of the Sinclair name and marketing rights by Amstrad may have caused some concern to QL owners. Don't panic.

EIDERSOFT REGISTRATION

Eidersoft pledges support of QL owners through 1986/87. To make sure that you are informed of recent developments and new products send in the coupon below.

QL GAMES

KARATE	£14.95
The best QL game we have seen.	
SPOOK ★★★★★	£10.95
"The game, however old the idea is, is probably the best version of Pacman for any micro computer." PCW February 1986.	
BJ IN 3D LAND	£12.95
BJ IS LOST AGAIN! THIS TIME IN A 3D MAZE THAT WILL POSE A CHALLENGE TO ALL (OVER 70 SCREENS)	
BJ THE RETURN	£10.95
"As an improvement on the original, BJ The Return can only do well..." Sinclair QL World March 1986.	
CITADEL	£9.95
Unravel secrets of a giant city as you steer your craft through over 50 screens of danger and excitement.	
ZAPPER WITH EAGLE	£9.95
Two great machine code QL games for the price of one! Zapper the snappy arcade game is now joined by defender style Eagle.	
JOYSTICKS	
Sureshot QL £19.95 + £1.50 P&P	
Quickshot QL £12.95 + £1.50 P&P	
Atari/QL Lead £5.49 + £1.50 P&P	

EIDERSOFT THE OFFICE, HALL FARM, NORTH OCKENDON, UPMINSTER, ESSEX RM14 3QH. Please supply the following items:-

<input type="checkbox"/> Mice.....	£89.95 + £2.00 P&P	<input type="checkbox"/> BJ The Return.....	£10.95
<input type="checkbox"/> (Includes ICE + ARTICE)		<input type="checkbox"/> Citadel.....	£9.95
<input type="checkbox"/> Mice.....	£69.95 + £2.00 P&P	<input type="checkbox"/> Zapper with Eagle.....	£9.95
<input type="checkbox"/> (as above with exchange of ICE)		<input type="checkbox"/> Sureshot Joystick.....	£19.95 + £1.50 P&P
<input type="checkbox"/> ICE.....	£24.95	<input type="checkbox"/> Quickshot Joystick.....	£12.95 + £1.50 P&P
<input type="checkbox"/> CHOice.....	£14.95	<input type="checkbox"/> Atari/QL Lead.....	£5.49
<input type="checkbox"/> Artice.....	£12.95	<input type="checkbox"/> QSpell.....	£19.95
<input type="checkbox"/> ICE Toolkit.....	£10.95	<input type="checkbox"/> Archiver.....	£18.95
<input type="checkbox"/> ICE System.....	£59.95	<input type="checkbox"/> Karate.....	£14.95
<input type="checkbox"/> Q+ Executive.....	£475.00 + £9.00 P&P		
<input type="checkbox"/> Q+ Disk System.....	£375.00 + £9.00 P&P	<input type="checkbox"/> I wish to be kept informed of Eidersoft products and services.	
<input type="checkbox"/> IMPACCT.....	£179.95	<input type="checkbox"/> I would like information on QL repairs and support.	
<input type="checkbox"/> complete (state disk/microdrive)		<input type="checkbox"/> I would like more information on	
<input type="checkbox"/> IMPACCT Module.....	£49.95		
<input type="checkbox"/> (state type disk/microdrive)			
<input type="checkbox"/> Spook.....	£10.95		
<input type="checkbox"/> BJ in 3D Land.....	£12.95		

Name..... Postcode.....

Address.....

I enclose a cheque / PO for £.....

Please deduct my Access/Visa/American Express DEL. EUROPE £2.00 WORLD £3.00
Card No. Exp. date

SOFTWARE FILE

Jason Ball looks at the latest games for the QL

Baron Rouge

Baron Rouge is the first of two new releases from Belgian software house Labochrome, which, to the best of my knowledge has not produced anything else for the QL.

As a début product I am pleased to say that it is very impressive. While the program boots up you are presented with a simple but effective cartoon-style introductory screen which really sets the style for what follows.

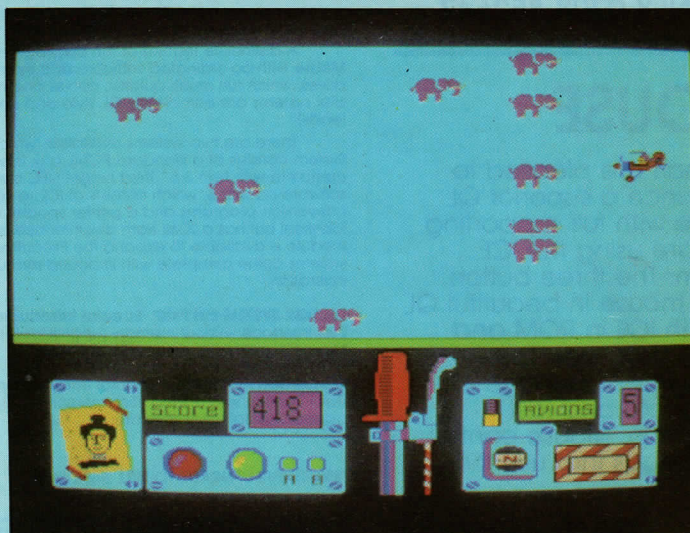
The game is probably best described as a lateral version of *Space Invaders*. You control the Red Baron in his biplane, moving him up and down the left-hand side of the screen. Assorted aliens make their entrance stage left and move towards you in a threatening manner. Your job, predictably enough, is to shoot them down before they crash into you and deprive you of one of your five lives.

A fairly boring and predictable format, you might think, but what really makes the game is the quality of the graphics and the imagination which has gone into producing them. Hang-glider pilots, fish on skateboards, winged horses, parakeets, electric eels, and other nasties – 20 in all – are depicted in superb cartoon graphics.

The only criticism to be made is that the gameplay is a little on the simple side. Apart from that one fault the game has much to recommend it.

Gwendoline


This is the second Labochrome offering for the QL in every sense of the word. 'Inserez la cartouche



Attack of the Pink Elephants.

mère dans le mdv2 et appuyez sur la bar d'espacement' we are informed. By the time you read this, fully translated versions should be available so you will probably not find it necessary, as I did, to dig into the French dictionary.

The storyline in this one is that your fiancée, *Gwendoline*, is being held captive in a dungeon. You must reach her by running along the platforms, up and down ladders and jumping over ghouls and gremlins. To complicate matters a little



Gwendolyn. Jet-set willy 400.

It used to be said of games like this – much to the disdain of the authors – yet another version of *Jet Set Willy*. In other words a platform type game in which the object is to travel through various rooms collecting certain essential objects from particularly inaccessible locations.

you have to pick up a light snack every now and then to avoid running out of energy. Certain doors also require keys to unlock them before further progress can be made.

Gwendoline is a perfectly adequate rendition of an old and successful theme and the graphics are well up to

standard. So why am I less than impressed? Probably for the simple reason that I did not find it much fun to play. The rooms are cramped and unimaginatively designed, probably as a result of being squeezed into two-thirds of the screen width. Why that has been done is anybody's guess. The information provided in the remaining third – energy and lives remaining – could easily have been fitted in elsewhere. In all a bit of a disappointment after Baron Rouge.

Baron Rouge £17
Gwendoline £18
Labochrome
78 Rue Saint Gilles
Liege
Belgium

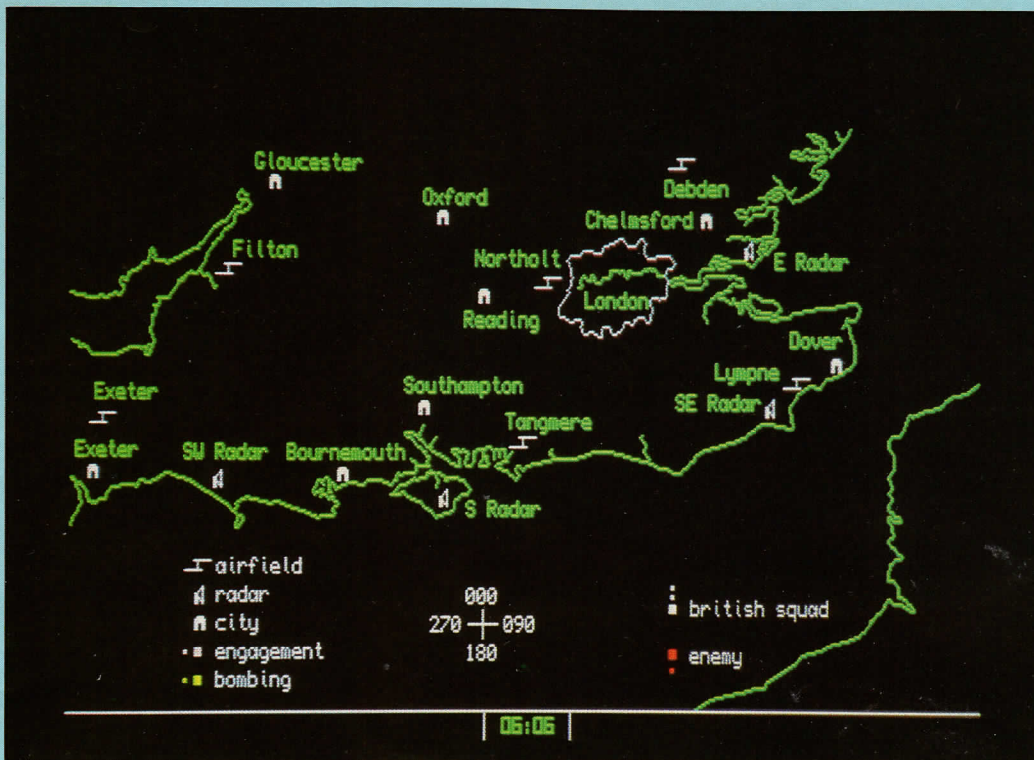
Squadrons

Described by the producers as 'designed to fit into the market between *Chess* and *Space Invaders*'; *Squadrons* is a strategy game which places you in control of Britain's wartime air defences.

The action takes place over the south-east coast and the Channel, represented by a plotting map complete with cities and airfields. Events occur at five times 'normal' speed, hence it does not take long for the first enemy squadrons to appear over the Channel.

Your job is to scramble fighters from British airfields and plot courses to intercept the incoming enemy. Should any of them manage to penetrate your first line of defence you must sound the air raid warnings and alert the anti-aircraft batteries.

In addition to the plotting map, which indicates the positions of both your own



Squadrons. Cabbage crates over the briny.

and enemy forces, status tables can be selected using the function keys. They give details of all your operational squadrons such as height, number of fighters, base airfield, time of take-off and course. The same information is provided on the enemy. A fourth screen provides a complete statistical breakdown of losses on both sides, number of standby aircraft, airfield status and operational radar.

With any game of this kind the secret is to keep your eye on a dozen things at one time and anticipate what will happen, in the vain hope of averting a disaster of catastrophic proportions. The game is extremely well written in that it caters for everything down to the most minor detail. I was at a loss to understand why one of my squadrons could not see the airfield when I instructed it to land. It then occurred to me that it would be difficult to see anything, other than cloud, at 23,000ft.

When the battle is concluded, or you decide to quit, your effort is assessed by none other than the Group Captain. Despite leaving half of London and the Home Counties under a pile of rubble, for which I

was duly reprimanded, I enjoyed the experience.

Squadrons
Peakcrown Ltd
4 Beeby Road
Scraptoft
Leicestershire
LE7 9SG

Blobz

Rarely have I encountered a game so aptly described by

Blobz. Yours is the one with the chevrons.

the title. You control a blob by means of the cursor keys or joystick. This particular blob is distinguished from the other blobs on the screen by the fact that it has a chevron on it – the others have crosses.

If you have not already guessed, you must shoot the other blobs because if they bump into your blob you lose a life. The



accompanying literature contains all the usual stuff about firing 'high pressure jets of antibodies' and being 'transported to another part of the galaxy' but with such a basic game it is really not worth bothering. There are some red blocks dotted round the screen which you can use for cover. They were apparently left behind by a previous civilisation. No doubt they left for better things.

Blobz £5
Smiling Software
26 Dale Road
Stockport
SK6 6HA

with creatures are displayed in a sort of command window at the bottom of the screen.

As with any adventure there are clues to be solved and the approach is very much one of try it and see what happens. This invariably ends with your untimely demise but there is only one way to learn. Initially I tried the friendly approach, conversing with each creature I encountered. That produced various responses. The goblin cackles horribly and the dwarf laughs at you. More usefully, the woman tells

or start a new game, in which case all the clues are shuffled round and left in different places.

Dragonhold is a well-put-together adventure; the arcade element certainly gives it an edge over more conventional games. It should keep you amused, or aggravated, for many a long evening.
Dragonhold
Rubicon
11 Bannerdale Road
Sheffield S7 2DJ

QL Karate

This is a QL version of the martial arts programs with names like *Way Of The Exploding Fish* and *Yie Ar Kung Fu* which have been so incredibly successful on the Spectrum.

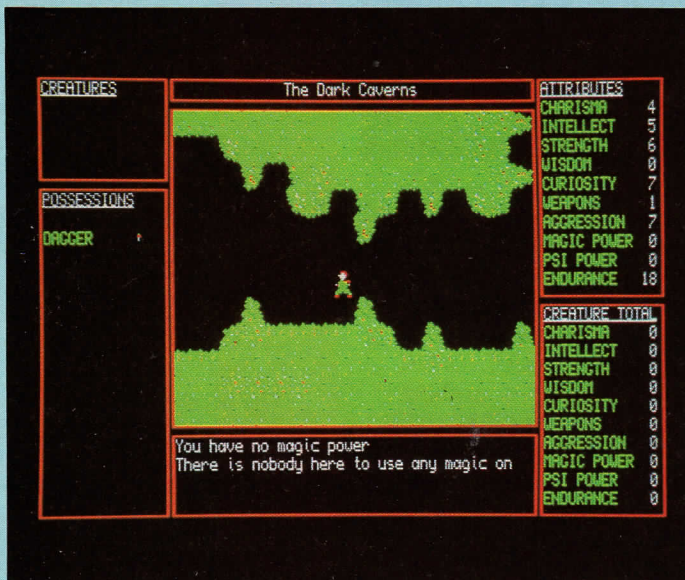
The opening screen depicts an oriental-looking background of pagodas, lanterns and icons – real ones. The two opponents, yours, in green and the computer's in white, battle it out in the foreground. The various offensive and defensive manoeuvres are carried-out simply by moving the joystick in a given direction, for example, pulling straight down makes your man drop to the floor and lash out with his left foot. Diagonally left sends him into a particularly agile backward somersault. In

combination with the fire button this gives a total of 16 possible manoeuvres.

Both men have an energy meter which depletes with every blow sustained. When the meter reaches zero, in your case a life is lost, if you are victorious you move on to the next screen. The different screens provide varied and interesting backdrops as well as a variation in game play. On higher levels you are attacked by two opponents and certain screens require you to smash bouncing Ming vases.

The quality of the opposition is a little disappointing on the early levels, it being possible to kick your opponent half to death before he decides to take evasive action. As the higher levels are reached however, your adversary becomes a great deal more responsive.

There are 36 screens in all – I managed to complete 12 in the space of half an hour. Although the game becomes more difficult as you progress, I could not help feeling that more of a challenge in the early stages would have made a considerable improvement.
Karate £14.95
Eidersoft
The Office
Hall Farm
Ockenden
Upminster
Essex RM14 33QH



In search of *The Elixir of Life*.

Dragonhold

Deep in the land of the Hidden Kingdoms, guarded by a vicious and evil dragon, can be found the Elixir of Life. It is your task in this animated arcade adventure to discover it. The action takes place on a four-way scrolling panorama which depicts the labyrinthine landscape as your little man makes his way through it.


As well as the animated display, there are six subsidiary windows which provide information on the current state of play. Among other things they display objects in your possession, a list of your attributes – strength, charisma, intellect – as well as those of any creatures close by. Any text messages and conversations

you "men of violence repulse me", an indication that they key to further progress is to go unarmed.

Attacking the creatures was fairly ineffective. Most of them are better-equipped than you to deal with physical assault and are best left well alone, at least until you have accumulated some weapons and more power. In the early stages I was content with exploring the different locations and collecting all kinds of interesting things.

Once you have discovered the clue to opening the doors you can wander through Trollhold, the Hidden Kingdoms, Castlefort, the Deep Dungeons, and a few other places besides. You can save your progress at any stage,

Our man takes some punishment



Does your micro answer back?

- Does your micro chat to 70,000 people across the UK?
- Can your micro interview pop stars, hackers and doyennes of the computer industry?
- Can your micro provide the answer to your technical and software problems?
- Could your micro send and receive telex's worldwide?
- Does your micro do your shopping for you—and have it delivered to your door?
- Is your micro an answering machine, delivering your private mail whenever you log-on?

NO? Shame!

Bring your micro to life!

**Micronet
800-**

Micronet 800
8 Herbal Hill, London EC1R 5EJ
Telephone: 01-278 3143

To: Micronet 800, 8 Herbal Hill, London EC1

Please send me a brochure on Micronet 800

Name _____

Address _____

Telephone No. _____

Age _____ Micro _____

QLW.6.86

PRINTERSLAND

UK's LOWEST PRINTER PRICES

Free WITH ALL PRINTERS, QL USERS PRINTERS GUIDE
GOVERNMENT AND OFFICIAL OVERSEAS ORDERS WELCOME

KAGA TAXAN KP810 - PLEASE RING FOR UNBEATABLE PRICE.

DOT MATRIX PLUS NEAR LETTER QUALITY	Ex VAT	Inc VAT
SHINWA CP A80 + NLQ	£165.00	£189.75
EPSON LX 80	£190.00	£224.25
CANON 1080A	£219.00	£251.85
JUKI 5510	£209.00	£240.35
CANON 1156	£335.00	£385.25
EPSON FX 85 +	£360.00	£414.00
EPSON FX 105 +	£455.00	£523.25
EPSON LQ 800	£515.00	£592.25
EPSON LQ 1000	£546.00	£627.90
EPSON LQ 1500	£715.00	£822.25

DAISY WHEEL	Ex VAT	Inc VAT
QUENDATA 1120	£225.00	£258.75
EPSON DX100 - SPECIAL OFFER:	£356.00	£409.40

COLOUR PRINTERS	Ex VAT	Inc VAT
EPSON JX-80 - SPECIAL OFFER:	£450.00	£517.50

PRINTER INTERFACES	Ex VAT	Inc VAT
MIRACLE SYSTEMS	£26.05	£29.95

DISK DRIVES

CUMANA	Ex VAT	Inc VAT
3 1/2" SINGLE DRIVE SYSTEM (.75m byte)	£95.00	£109.25
3 1/2" DUAL DRIVE SYSTEM (1.5m byte)	£169.00	£192.35
PCML INTERFACE (+ 256K RAM & TOOLKIT)	£220.00	£253.00
DISK INTERFACE (No RAM Expansion)	£87.00	£100.05

MONITORS

PHILIPS 7502 GREEN	£75.00	£86.25
MICROVITEC CUB 1451/653	£220.00	£253.00

MODEMS

TANDATA (COMPLETE SYSTEM)

SOFTWARE (VARIOUS)

RING FOR BEST PRICE

COMPUTERS

SINCLAIR QL ONLY	£173.05	£199.00
------------------	---------	---------

COMPLETE PACK SPECIAL OFFER

THE WORLD'S BEST PRICES ON SINCLAIR QL, MICROVITEC CUB 563, PRINTER & ALL LEADS AND INTERFACES	With EPSON LX80 F/T	£619.00 - £711.85
	With CANON 1156 -	£842.00 - £968.30
	With KAGA TAXAN -	£581.00 - £668.15

NOW ONLY 3 MINUTES FROM JUNCTION 23 M62 (MANCHESTER 25 MINUTES/LEEDS 20 MINUTES)
N.B. From East use Junction 24

156 LONGWOOD GATE
LONGWOOD
HUDDERSFIELD
TEL:
0484 646048/9



QL COMMUNICATIONS

QCODE TERMINAL software £19.95

Features:

- VIEWDATA TERMINAL - for PRESTEL and MICRONET
- * Split baud rate operation (75tx/1200rx) in conjunction with MODAPTOR (see below) - necessary for calling PRESTEL.
- * Can handle dynamic frames.
- * Full emulation of colours, mosaics, separated mosaics, etc.
- * Save displayed page to file on microdrive or disk.
- * Save entire session to file on microdrive or disk.
- * Replay, create or edit saved pages whilst off-line.
- * Transmit a saved file.

PLUS

- VT52 (Scrolling terminal) - for use with Bulletin boards, electronic mail services, mainframe computers, etc.
- * 80 column (4 colour), or 40 column (8 colour) modes.
- * VT52 control codes, for fancy editors, etc.
- * Additional control codes to set display colours.
- * Alternate keypad emulation.
- * Upload or download text files using standard utilities on host.
- * XON-XOFF protocol.

PLUS

- * QL to QL file transfer. Any file transferred from disk or microdrive, including executable files, Quill documents, etc.
- * Error detecting and correcting protocol.

QL MODAPTOR £39.00

- * Links QL to 300/300, 1200/75, 1200/1200 modem. eg WS2000, PRISM 1000 & 2000, NIGHTINGALE, DATACHAT, VOYAGER 11.
- * Includes QCODE TERMINAL software.
- * State modem type when ordering if not 25 way connector.

QCODE ASSEMBLER £12.95

- * with screen editor, fast M/c linker, & object library manager.

QCODE GAMES £4.95

- * 4 games: sprite, lander, wall-up, moon lander.

MODEMS: PRISM Modem 1000 with modaptor & software . £69.00

Voyager 7 with modaptor & software . Phone for details

QfLash RAM DISK £16.95

- * Up to 8 devices. Fastest available! Fully QDOS compatible.
- * Speeds up any program that accesses microdrives or disks.
- * Use with unexpanded QL or any memory extension.

QCODE

42 Swinburne Road Abingdon OXON OX14 2HD
Telephone: 0235 28359

BYTEBACK

ARCADE GAMES	Zkul	£12.50
QL Wanderer 3D	West	£12.50
3D Slime	BUSINESS	
BJ The Return	Impact Sales Ledger	£45.00
BJ In 3D Land	Impact Purchase Ledger	£45.00
Spook	Impact Nominal Ledger	£45.00
Citadel	Impact Stock Control	£45.00
Zapper/Eagle	Impact (complete)	£170.00
Quboids	Archiver	£16.00
Boulder	QSpell (MDV Cart)	£16.00
Jabber	QSpell (Disc)	£21.00
Knight Flight	Cash Trader	£60.00
Dragonhold	Integratec Accounts	£78.00
Lands Of Havoc	Project Planner	£34.00
BRAIN GAMES/SPORTS	Entrepreneur	£34.00
Flight	Home Finance (Buzz)	£21.00
Scrabble	LANGUAGES	
Chess	Metacomco Assembler	£34.00
Match Point	Metacomco C	£78.00
Snooker	Metacomco Pascal	£70.00
Fictionary	Metacomco Lisp	£48.00
Super Backgammon	Metacomco BCPL	£48.00
QL Othello 3D	Superforth	£23.00
UTILITIES	QL Turtle Logo	£18.00
Design Board II	Micro APL	£89.00
ICE (EPRM)		
Joystick Adaptor	Miracle Expanderam 256	£89.00
Quickshot II Joystick	Miracle Expanderam 512	£119.00
4 Microdrive Cartridges	Miracle Centronics Interface	£26.00
Transform Box + 20 Cartridges	QL Computer (Version 2.3 Software)	£185.00

EIDERSOFT 'MOUSE' (including ICE EPRM, and ARTICE) £84.00

* PHONE FOR SPECIAL 'PART EXCHANGE' DEAL!
CITIZEN 120D PRINTER + MIRACLE CENTRONICS INTERFACE £230.00

PLUS ALL LATEST SOFTWARE AND HARDWARE
ALL PRICES INCLUDE VAT AND FIRST CLASS POST OR SECURICOR
TELEPHONE (0636) 79097 FOR PERSONAL ASSISTANCE

Send Cheque/PO to:

BYTEBACK 20a SPRING GARDENS,
NEWARK, NOTTS NG24 4UW

THE UNPREDICTABLE MICRO

In the last instalment of our QL astrology series, John Dice

shows how to calculate the positions of the outer planets.

By now, the results of April's article should be safely installed in Microdrives throughout the land. This month, I will show you how to add the outer planets to the program and discuss some of the problems and solutions to finding their positions.

As I said in part one of the series, the difference between the inner and outer planets is the extent of the perturbations which shift them from their elliptical orbits. Any solution for the outer planets which makes any claims for even modest accuracy must make allowance for those perturbations. So what are they and how do they occur? The principle is a very simple one. Remember Sir Isaac Newton and his apple? As legend has it, Sir Isaac was musing beneath an apple tree one summer's day when one of the fruit fell from the leafy boughs and struck a considerable blow to his head. Realisation then welled in Sir Isaac's throbbing pate that masses attract each other and the force of that attraction is the product of the two masses divided by the square of the distance between them. So as the planets whirl around the Sun in their orbits, held there by the force of gravitational attraction, they experience ever-changing forces in the directions of each of the other planets.

If you take any pair of planets and look at the perturbations between them, you see a wave of sometimes frightening complexity. There is much

more than just one effect at work here. To start, the squashed elliptical shapes of the orbits mean that each time one planet passes another, they are invariably in different parts of their respective orbits, and at different distances from each other and from the Sun. The perturbation is thus modified at each encounter by a function describing the mutual cycle between the two planets.

An extreme example of this kind of modification is the relationship between Neptune and Pluto. Every time Pluto nears its perihelion, it spends about 20 years just inside Neptune's orbit, and the two of them travel at very similar speeds for that period. This time round, they have spent the last 40 years in sextile, only 60 degrees apart, with Pluto being speeded and Neptune slowed. By now, they have knocked sizeable dents in each other's orbital elements and it will take several orbits of both planets for the effects of such an encounter to die down.

Jupiter and Saturn, the two heavyweights of our solar system, appear to play havoc with each other's orbits but in reality they are linked so closely that they orbit the Sun as a system in its own right. Jupiter and Saturn are trying to orbit each other but not doing so because of the Sun's superior mass.


A cause of this linking phenomenon is the resonance which occurs between the orbits of some planets. For instance, Jupiter and Saturn have orbital periods which are close to

being in the ratio 2:5. So after five orbits of Jupiter and two of Saturn, their meeting is at almost the same place in their respective orbits and the perturbing effect builds up. It is rather like a singer holding the same note as a wine glass, except that the break-up of the orbit is not so dramatic. It means that the orbital elements can be described adequately only in terms of the other planet's position.

Those resonant points travel slowly round the

orbits, producing large low-frequency waves called the Great Inequalities, which for Saturn and Jupiter is a 900-year cycle of almost one degree's effect on Saturn. All the outer planets display those disproportionately large perturbations of the great inequalities.

You are probably beginning to see the magnitude of the problem – a small, neat set of perturbation equations applicable to all the planets cannot exist. Each planet



makes its own peculiar demands and must be dealt with individually.

So how do we compute our way out of this jungle? The method par excellence is Numerical Integration, although it is more suitable for creating an ephemeris file on disc or Microdrive than for calculating positions on a given date. An ephemeris file is an indispensable tool for researching more flexible methods of astronomical computing and those interested in this method should read *Astronomical Papers for the American Ephemeris* Vol XXII, part 1, which gives sufficient information to generate one million years of outer planet positions. The computing time for such a task on a QL would be about a week.

Another method capable of great accuracy is the Variation of Elements method, originally due to Lagrange. The premise is that any perturbed orbit may

be represented by an ellipse whose elements are changing constantly. Lagrange's Planetary Equations give the rates of change of the six orbital elements with time in response to one disturbing body. The formulae are long and complex and require integration. Recently I have encountered an interesting extension to this technique, Gaillot's method. He gives equations for the perturbations to each element in terms of the mutual cycles with neighbouring planets. Although a little long-winded, it is an efficient method to obtain results accurate to a few seconds of arc.

To generate a program of the kind I give here, the following method may be adopted. First, obtain accurate outer planet positions for the period in which you are interested. A home-made file derived by numerical integration

would do, or use *A.P.A.E.* Vol. XII which gives co-ordinates from 1653 to 2060. The publication of the U.S. Government Printing Office is also available on magnetic tape, though I do not know in which format. From this data, calculate the "osculating" orbital elements of Lagrange's method using the formulae on pages 115-117 of the *Explanatory Supplement to the American Ephemeris*, published by H.M.S.O. A least-squares fit through the osculating elements will then give you mean elements already corrected for the secular or long-term perturbations. Using ellipses based on those mean elements will give about five minutes of arc accuracy over a short period of, say, 100 years.

The residual period perturbations can then be identified by Fourier analysis. This technique sorts out a complex wave into its individual frequency components and finds

coefficients for the sine and cosine terms which describe them. The process can be continued until the desired accuracy is reached. The listing shown will return about one minute of arc accuracy for any date this century.

Line 2055 steers all the outer planets except Chiron to the subroutine just after the heliocentric position co-ordinates have been calculated; 3050 sets up the different numbers of correction terms there are for each planet. Then (3060) for the x, y and z co-ordinates, a secular term is assembled by SUB3000, and the pre-set number of periodic terms - less one for the z terms - are calculated and added. The formula $B \cdot \sin(D) + C \cdot \cos(D)$ generates a sine function of the correct amplitude and phase. The sum of the individual terms is then added to the heliocentre co-ordinates, then back to the main program.

```

2055 IF P>5 AND P<>8 THEN GO SUB 3050
3050 J=4: H=3: IF P<8 THEN J=5: IF P=6 THEN J=11
: H=2: L(3)=0
3060 FOR N=1 TO H
3070 GO SUB 3000: FOR M=1 TO J-(N=3)
3080 READ B,C,D: D=D*T: A=A+B * SIN(D)+C*COS(D):
NEXT M
3090 L(N)=A/IE7: NEXT N: XH = XH + L(I): YH = YH
= L(2): ZH=ZH+L(3): RETURN
5050 DATA 225.4928,3033.688,0,0,4.838E-2,-2E-5,0
,0,99.4198,1.0583,0,0,273.393,1.3383,0,0,1.3097,
-5.2E-3,0,0,5.2029:REMARK JUPITER
5060 DATA 20000, -134000,127000,0,361,-22997,11.
8019,-400,-4482,41.2142,-2295,-14823,24.9146,-26
68,-5374,36.8282,11834,7481,62.9505
5070 DATA 14464,8933,44.3349,-3757,-9160,117.020
8,2488,-5460,95.6475,8453,-4551,28.8206,502,5979
,110.1442,-4134,5649,84.2401:REMARK JUPITER X
5080 DATA -10000,-5000,45000,0,8593,50271,10.152
6,-1082,-4881,43.82,-22828,-12446,22.9284,5412,1
1820,41.3781,7950,-10286,62.8196
5090 DATA 5210,-8536,44.937,-8736,3981,117.0802,
-5795,-1556,95.9826,10544,-7604,24.7662,5673,-19
53,110.6417,5432,4415,84.2034:REMARK JUPITER Y
5100 DATA 174.2153,1223.508,0,0,5.423E-2,-2E-4,0
,0,112.8261,.8259,0,0,338.9117,-.3167,0,0,2.4908
,-4.7E-3,0,0,9.5525:REMARK SATURN
5110 DATA -14000,26000,0,0,-108694,22509,21.6805
,40024,-20569,52.97,-51652,-41086,319256,31974,-
71145,11.1806,-9982,12504,41.2491:REMARK SATURN X
5120 DATA -9000,37000,0,0,37834,128548,21.6229,-
18138,-38546,53.0737,-37709,51711,32.032,-106666
,-109687,10.6605,-14041,-5278,43.2929:REMARK SAT
URN Y
5130 DATA 6000,-2000,0,0,3454,-3615,21.8358,-118
4,4858,10.8699,2838,972,31.847,-979,204,52.3093:
REMARK SATURN Z
5140 DATA 34.61278,713.5756,0,0,.3822704,-4.6407
3E-3,0,0,208.1483, 1.247724,0,0,337.4072,2.16330
7,0,0,6.91118,1.123696E-2,0,0,13.66975:REMARK CH
IRON
5150 DATA 74.1757,427.2742,0,0,4.682E-2,4.2E-4,0
,0,73.5222,.5242,0,0,95.6863,2.0508,0,0,.7726,1E
-4,0,0,19.2215:REMARK URANUS
5160 DATA 134000,-218600,0,0,-313837,44666,7.056
4,41655,-26742,53.0214,32524,23285,17.3398,17681
,-3373,21.8061:REMARK URANUS X
5170 DATA -21000,-159000,0,0,90906,284846,7.3705
,-25456,-41868,52.9725,32942,-18943,16.4986,-200
1,-22913,21.4152:REMARK URANUS Y
5180 DATA -3000,5000,0,0,4095,2869,6.1523,-811,5
85,52.8398,-999,-35,20.0765:REMARK URANUS Z
5190 DATA 30.13294,240.4552,0,0,9.13E-3,-1.27E-3
,0,0,130.6842,1.1005,0,0,284.683,-21.6329,0,0,1.
7794,-9.8E-3,0,0,30.11375:REMARK NEPTUNE
5200 DATA -1.122E6,1.66E6,-544000,0,42381,-25768
,52.976,895963,347521,3.091,56732,-45940,11.0113
,24454,-5198,21.5827:REMARK NEPTUNE X
5210 DATA 1.832E6,-6.718E6,2.726E6,0,1.013336E6,
-1.634344E6,3.0665,20346,-120292,9.4614,-895,269
85,21.2825,-25768,-42381,52.9812:REMARK NEPTUNE
Y
5220 DATA 19600,-119000,111000,0,-697,717,53.220
3,1498,-1325,15.6015,298,633,24.7226:REMARK NEPT
UNE Z
5230 DATA 229.781,145.1781,0,0,.24797,2.898E-3,0
,0,108.944,1.3739,0,0,13.5366,.2086,0,0,17.1514,
-1.61E-2,0,0,39.539:REMARK PLUTO
5240 DATA -603000,5.002E6,-6.126E6,0,-490000,257
,4.7817,42980,23531,52.8939,12717,23817,18.7675,
2429,-6565,24.4748:REMARK PLUTO X
5250 DATA -426000,730000,-290000,0,178163,325421
,6.4926,-30969,-37972,53.2256,-71845,-80637,9.89
21,-2552,-1576,30.4822:REMARK PLUTO Y
5260 DATA 145000,-928000,1.195E6,0,114138,25722,
5.2814,-14852,13094,9.2171,-1441,-1387,174603:RE
Mark PLUTO Z

```

P + R = O G S

If you've a program that is worthy of consideration, send it to 'The Progs', Sinclair QL World, 79-80 Petty France, London SW1. We pay for everything published at the usual page rates.

FCOPY - Pt 3 Rob Sherratt

The third - and final part of Rob Sherratt's fast file copy utility. The complete program adds two new commands to SuperBasic, SPOOL and SPOOL_N. SPOOL is used for file duplication, whereas SPOOL_N transfers data only and not file headers.

Unlike the COPY command, control is returned to SuperBasic during a SPOOL operation - so your QL can get on with more important things in the meantime.

```

*
* THE SPL_JOB PROGRAM WHICH PERFORMS THE BACKGROUND DATA TRANSFER
*
* -----
*
* In order for us to have got this far, there must be 2 channels set up and
* open for use - channel_a is the input channel, and channel_b is the output
* channel. The SPOOL / SPOOL_N command sets up registers A0 to A2, and the
* QDOS operating system sets up registers A4 to A6 as follows :
*
* A0.L : Channel_id for device_a (ie read from this one)
* A2.L : Channel_id for device_b (ie write to this one)
* D2.L : Set to 1 for SPOOL_N and set to 0 for SPOOL
*
* A4.L : Points to bottom of data space (relative to A6)
* A5.L : Points to top of data space (relative to A6)
* A6.L : Points to base of job control area
*
* See if file headers have to be transferred (ie the SPOOL command rather
* than SPOOL_N was specified).
*
SPL_JOB  TST.L  D2          Do we omit copying headers ? ...
        BNE   DATA_XFR  ... if so start actual data transfer
*
* Read the file header of the microdrive file_a into the buffer at address
* specified by @(A6,A4.L). Note that D2 and D3 which were initialised to the
* data buffer length and timeout respectively, are not corrupted by any of
* the file I/O calls, and so do not need to be reset.
*
        MOVE  #buffer_sp,D2      Buffer length available
        MOVE  #-1,D3            Indefinite timeout
        LEA  @(A6,A4.L),A1      Base of read buffer
        QDOS  trap3,fs_header    Read the file header
        TST.L D0                Did any errors occur ? ...
        BNE.S ERROR            ... if so, perform error handling
*
* Write the file header to the destination channel(b). Note that D2 and D3
* which were initialised to the data buffer length and timeout respectively,
* are not corrupted by any of the file I/O calls, and so do not need to be
* reset.
*
        MOVE.L A0,-(A7)         Save channel_a id on stack
        MOVE.L A2,A0            Set destination channel number
        LEA  @(A6,A4.L),A1      Reset to the base of the read buffer
        QDOS  trap3,fs_header    Write the new file header
        TST.L D0                Did any errors occur ? ...
        MOVE.L (A7)+,A0         (restore channel_a id)
        BNE.S ERROR            ... if so, perform error handling
*
* DATA_XFR : Performs the transfer of actual data. Loops until EOF, reading a
* block from channel_a and then writing it to channel_b.

```

```

*
DATA_XFR MOVE  #buffer_sp,D2      Buffer length available
        MOVE  #-1,D3            Indefinite timeout
        LEA  @(A6,A4.L),A1      Point to the base of the read buffer
        QDOS  trap3,io_fstring   Read up to 64 bytes from channel_a
        CMP.L #err_ef,D0        Was it the last block (ie EOF) ? ...
        BEQ.S LAST_BLK         ... if so, write the last block
        TST.L D0                Did any other error occur ? ...
        BNE.S ERROR            ... if so, perform error handling
*
* Write the block just read to channel_b, then loop back to transfer more
* data until EOF on the input channel is detected. Note that if the input
* channel is a console device (ie keyboard input), then pressing the ESC
*
        MOVE.L A0,-(A7)         Save channel_a id on the stack
        MOVE.L A2,A0            Load channel_b id ready for io_sstring
        LEA  @(A6,A4.L),A1      Point to the base of the data buffer
        QDOS  trap3,io_sstring   Write 64 bytes to channel_b
        MOVE.L (A7)+,A0         Restore channel_a id
        TST.L D0                Did a write error occur ? ...
        BNE.S ERROR            ... if so, perform error handling
        BRA.S DATA_XFR        Loop until EOF(channel_a) is found
*
* The following code is executed when EOF has been detected during the read
* data operation from channel_a. We have to ensure that the partial data
* block is correctly written to channel_b.
*
LAST_BLK MOVE.L -A0,-(A7)       Save channel_a id on the stack
        MOVE.L A2,A0            Load channel_b id ready for io_sstring
        MOVE  D1,D2             The actual number of bytes read
        LEA  @(A6,A4.L),A1      Point to the base of the data buffer
        QDOS  trap3,io_sstring   Write the bytes to channel_b
        MOVE.L (A7)+,A0         Restore channel_a id
        TST.L D0                Did a write error occur ? ...
        BEQ.S EXIT              ... if no error then exit normally.
*
* Report any errors that have occurred to the user via Superbasic channel #0.
* If channel #0 is currently awaiting input (unlikely) then channel #1 is used.
* If the user has closed both #0 and #1 then no error is printed.
*
ERROR    NOP                    Labels aren't allowed on macro calls
        QDOS  vcall,ut_err0      Send an error message via QDOS
*
* Commit suicide by killing our own job off ! Note that at this point the
* data transfer has finished as far as SPL_JOB is concerned, but the QDOS
* operating system may still be writing slave blocks to the destination
* microdrive. Also the io channels must be closed by Superbasic (or any other
* program)
*
EXIT     MOVEQ  #-1,D1           Specify job id for our own job
        MOVEQ  #0,D3            Generate no error message
        QDOS  trap1,at_frjob     Force remove our own job
*
* Having killed our own job off, we should never get to the next instruction,
* but the tight loop is provided in case we are reactivated in error by a
* different program
*
        BRA  *                  Go into a tight loop if we get here
*
*
* NUM_JOBS : FUNCTION TO FIND HOW MANY JOBS ARE RUNNING UNDER SUPERBASIC
*
* -----
*
* This function returns a floating point number to Superbasic indicating how
* many machine code programs are present in the job tree headed by Superbasic
* itself. The function only works for jobs that have been spawned directly
* from Superbasic. If a job spawns a sub-job then only the original job will
* be counted by the NUM_JOBS function.

```

```

*
* A value of 0 returned by NUM_JOBS indicates that no jobs apart from Super
* Basic exist at the moment.
*
*
* The first thing to do is to enter supervisor mode to guarantee that the loop
* which counts the number of jobs can execute before any of the jobs it's
* counting decide to disappear ! If a job was to disappear, then successive
* calls to mt_jinf would fail with "invalid job".
*
NUM_JOBS TRAP    #0          Set supervisor mode
*
* Set the Superbasic Job_id so we start scanning the 00DS job list at the top of
* the tree.
*
CLR.L    D1          Set job_id to Superbasic
MOVE.L   D1,D2      Same for job at top of tree
MOVE.L   #1,D4      Initialise job count to -1
*
* Scan the job tree : D1 is the next job_id in the tree which gets returned
* after each call to mt_jinf. By feeding D1 as an input the next time mt_jinf
* is called, we get the next one, and so on until eventually a value of 0
* is returned which indicates we got to the end. The job count in D4 is
* incremented as we go round the loop.
*
JOB_LOOP ADDQ    #1,D4
BMI.S    P_ERROR    Program error causing infinite loop
00DS     trap1,mt_jinf  Get job information
TST.L    D0
BNE.S    J_ERROR    Error if job doesn't exist
TST.L    D1          Are there any more jobs ? ...
BNE.S    JOB_LOOP   ... if so count them
*
* We are not worried if 00DS does a task level interrupt now, because the
* number of jobs have been counted. Hence reset the supervisor bit in the
* status register (we have privilege).
*
EORI     #55,SR      Reset supervisor status bit
*
* Reserve 6 bytes of storage space on the arithmetic stack ready to store the
* floating point return parameter.
*
MOVEQ    #6,D1       Number of bytes required = 6
00DS     vcall,bv_chrix  Reserve arithmetic stack space
MOVE.L   bv_rip(A6),A1  Set the arithmetic stack pointer
*
* D1 is zero, indicating there are no more jobs to be counted. Return the
* current value of D4.W to Superbasic via the arithmetic stack which is
* addressed via 0(A6,A1.L). We do this by converting from integer to floating
* point representation (via ri_float arithmetic) first.
*
SUBQ.L   #2,A1       Predecrement the arith. stack pointer
MOVE     D4,0(A6,A1.L)  Store integer on stack
MOVE     #ri_float,D0  Specify integer to floating point
00DS     vcall,ri_exec  Execute arithmetic utility program
*
MOVE.L   A1,bv_rip(A6)  Save the new stack pointer
MOVEQ    #2,D4
RTS
*
* P_ERROR : program error causing infinite loop
*
P_ERROR  MOVEQ    #err_bp,D0      Generate parameter error message
*
* J_ERROR : an error in the NUM_JOBS function has occurred which will be
* reported to Superbasic via register D0 which already contains the error
* code.
*
J_ERROR  RTS                    Error exit to Superbasic
*
END

```

MDV Executive Greg W Harris

This microdrive utility performs many of the housekeeping functions available on more sophisticated, but expensive commercial software.

The program is menu driven

and simplicity itself to use. A numbered directory is provided from which files can be microdrive copy, delete, format, and print.

```

100 REMark "MDV EXECUTIVE" written by Greg W. Harris; November -December 1985
110 exec
120 menu
130 REMark *****
***** exec
140 DEFine PROCEDURE exec
150 DIM files$(200,12)
160 windows
170 OPEN_NEW #6,'mdv1_direct'
180 DIR#6;'mdv1_'
190 CLOSE#6
200 read_file
210 END DEFine exec
215 REMark *****
***** read_file
220 DEFine PROCEDURE read_file
230 OPEN #6,'mdv1_direct'
240 INPUT #6,di$
250 LET count = 1
260 REPEAT loop
270 INPUT #6,di$
280 IF di$<'direct'THEN
290 LET files$(count)=di$
300 LET count = count +1:END IF
310 IF EOF (#6):EXIT loop:END IF
320 END REPEAT loop
330 CLOSE #6: DELETE 'mdv1_direct'
340 END DEFine read_file
350 REMark 340
360 REMark *****
***** windows
370 DEFine PROCEDURE windows
380 OPEN #7,scr_512x51a0x0
390 PAPER#7,4:CLS #7
400 INK #7,0:CLS #7
410 REMark SET UP LOWER AREA OF SCREEN
420 OPEN #8,con_327x203a185x51
430 PAPER#8,7:INK #8,0:CLS #8
440 REMark set up directory window (9)
450 OPEN#9,scr_184x203a0x51
460 PAPER#9,3:CLS#9
470 END DEFine windows
480 REMark *****
***** menu
490 DEFine PROCEDURE menu
500 CLS#8
510 REPEAT loop
520 CLS#7
530 CSIZE #7,2,1:AT#7,1,7:PRINT #7,,"MDV EXECU
TIVE"
540 AT#8;2,0
550 PRINT #8,,"1 List/scroll directory for
MDV1"
560 PRINT #8\\,"2 Load file from MDV1"
570 PRINT #8\\,"3 Delete a file on MDV1"
580 PRINT #8\\,"4 Copy a file from MDV1 to
MDV2"
590 PRINT #8\\,"5 Hard copy of MDV1 direct
ory"
600 PRINT #8\\,"6 Format cartridge in MD2"
610 PRINT #8\\,"7 Duplicate all MDV1 to MD
V2"
620 PRINT #8\\,"8 SuperBASIC"
630 REPEAT check
640 WAIT
650 numcheck
660 IF l=num THEN EXIT check
670 END REPEAT check
680 IF ok$>"0" AND ok$<"9" THEN LET a =ok$
690 ELSE LET a =8:END IF
700 SElect ON a
710 ON a=1:cat
720 ON a=2:LLOAD
730 ON a=3:del
740 ON a=4:ccopy
750 ON a =5:hard
760 ON a=6:ffORMAT
770 ON a=7:dup
780 ON a=8:windows:STOP
790 END SElect
800 END REPEAT loop
810 END DEFine menu
820 REMark *****
***** cat
830 DEFine PROCEDURE cat
840 CLS #7:CLS#9:AT#9,1,2

```

P+R=O-G<S

```

850 CSIZE#9,1,1: PRINT#9,'Directory of MDV1'!\
860 AT#7,1,2:CSIZE #7,1,1
870 PRINT #7,'hit any key to pause- or<ESCAPE>'
880 FOR a = 1 TO count -1
890 CSIZE#9,0,0: PRINT #9,,afiles$(a)
900 LET a$ = INKEY$:IF CODE (a$)=27 THEN RETURN

910 IF CODE (a$) >0: PAUSE
920 END FOR a
930 CLS#7: CSIZE#7, 1,1: AT#7;1,2:PRINT #7;"Hit
any key to continue "
940 END DEFINE cat
950 DEFINE PROCEDURE PAUSE
960 CLS#7: AT#7,2,2:CSIZE #7,1,1
970 PRINT #7, "hit any key to continue"
980 END DEFINE PAUSE
990 REMARK *****
***** hard
1000 DEFINE PROCEDURE hard
1010 BAUD 9600:OPEN#5;SER1
1020 DIR #5;mdv1_
1030 END DEFINE hard
1040 CLS #8
1050 REMARK *****
***** del
1060 DEFINE PROCEDURE del
1070 REPEAT check
1080 CLS#8:AT#8,3,3
1090 INPUT #8;,"ENTER NUMBER OF FILE TO BE DELE
TED:";ok$
1100 numcheck:
1110 IF l=lnum THEN
1120 IF ok$< count AND ok$>1 THEN EXIT check
1130 ELSE
1140 END IF
1150 ELSE
1160 END IF
1170 END REPEAT check
1180 LET a$=files$(ok$)
1190 LET a$=a$(1 TO LEN(a$))
1200 PRINT #8:PRINT#8,," PRESS Y IF THE FILE NA
ME IS ";a$
1210 LET n=ok$
1220 WAIT
1230 IF ok$<>"y" AND ok$<>"Y" THEN del
1240 LET files$(n)=" "
1250 DELETE 'mdv1_'&a$
1260 CLS#8: IF n=count-1 THEN count =count-1
1270 END IF
1280 CLS #8;cat
1290 END DEFINE del
1300 REMARK *****
***** ccopy
1310 DEFINE PROCEDURE ccopy
1320 REPEAT check
1330 CLS#8:AT#8,3,1,
1340 INPUT #8;,"ENTER NUMBER OF FILE TO BE COP
IED ";ok$
1350 numcheck
1360 IF l=lnum THEN
1370 IF ok$<count AND ok$>1 THEN EXIT check
1380 ELSE
1390 END IF
1400 ELSE
1410 END IF
1420 END REPEAT check
1430 LET a$=files$(ok$)
1440 PRINT #8:PRINT #8,,"PRESS 'Y' IF FILE NAME
IS ";a$
1450 LET n= ok$
1460 WAIT
1470 IF ok$<>"y" AND ok$<>"Y" THEN ccopy
1480 COPY 'mdv1_'&a$ TO'mdv2_'&a$
1490 END IF
1500 CLS#8:END DEFINE ccopy
1510 REMARK *****
***** numcheck
1520 DEFINE PROCEDURE numcheck
1530 LET l=LEN(ok$):LET lnum=0
1540 FOR a =1 TO l
1550 IF ok$(a)INSTR"1234567890" THEN LET lnum=
lnum+1
1560 END FOR a
1570 END DEFINE numcheck
1580 REMARK *****
***** fformat
1590 DEFINE PROCEDURE fFORMAT

```

```

1600 CLS#7:CLS#8:CLS#9:CSIZE#7,2,1:CURSOR#7,164
,20:PRINT#7;"FORMAT IN MD2"
1610 CSIZE#8,3,1:AT#8,4,4:PRINT#8,'ARE YOU SURE
?':BEEP 25000,4000
1620 WAIT
1630 IF ok$<>"y" AND ok$<>"Y" THEN CLS#8:CSIZE#
8,0,0:menu
1640 END IF
1650 REPEAT length
1660 CLS#8:CSIZE#8,0,0:AT#8,4,3:INPUT#8;"ENTER
NAME OF CARTDRIDGE TO BE FORMATTED,(max 10
letters) :";f$
1670 IF LEN(f$)<11 THEN EXIT length
1680 END REPEAT length
1690 REPEAT loop
1700 CLS#8:AT#8,3,1
1710 INPUT#8,,'How many times do you want MDV2
formatted?';ok$
1720 numcheck
1730 IF l=lnum THEN EXIT loop
1740 END REPEAT loop
1750 CURSOR#7,244,20:PRINT #7;"; "
1760 FOR n=1 TO ok$
1770 FORMAT 'mdv2_'&f$
1780 NEXT n
1790 windows
1800 menu
1810 END DEFINE fFORMAT
1820 REMARK *****
***** lload
1830 DEFINE PROCEDURE LLOAD
1840 REPEAT loop
1850 CLS#8:AT#8,3,1
1860 INPUT#8,,'ENTER NUMBER OF FILE TO BE LOAD
ED';ok$
1870 numcheck
1880 IF l=lnum THEN
1890 IF ok$<count AND ok$>1 THEN EXIT loop
1900 ELSE
1910 END IF
1920 ELSE
1930 END IF
1940 END REPEAT loop
1950 LET a$=files$(ok$)
1960 CLS#8:AT#8,3,1:PRINT #8,,"PRESS 'Y' IF FIL
E TO LOADED IS"!a$
1970 WAIT
1980 IF ok$ <>"y"AND ok$<>"Y" THEN LLOAD
1990 LOAD 'mdv1_'&a$
2000 END DEFINE LLOAD
2010 REMARK *****
***** dup
2020 DEFINE PROCEDURE dup
2030 CLS#8:AT#8,3,1
2040 PRINT#8!'Place the cartridge you wish to b
e duplicated in MDV1 and then press any key'
2050 WAIT
2060 execu
2070 LET pos="/" INSTR files$(1)
2080 LET s=(files$(1) (pos+1 TO pos+3))- (files
$(1) (1 TO pos-1))
2090 PRINT #8!'\You need '!s;' sectors free on
your back-up cartridge.'\If you need to FORMAT
a new cartridge for the back-up then place the
cartridge in MDV2 and press "F". If youhave enou
gh free sectors then press any other key.'
2100 WAIT
2110 LET se =CODE(ok$)
2120 SELECT ON se
2130 ON se=70:fFORMAT
2140 ON se=102:fFORMAT
2150 END SELECT
2160 FOR n=2 TO count-1
2170 COPY 'mdv1_'&files$(n) TO 'mdv2_'&files$
(n)
2180 END FOR n
2190 menu
2200 END DEFINE dup
2210 REMARK *****
***** wait
2220 DEFINE PROCEDURE WAIT
2230 LET ok$=""
2240 REPEAT WAITR: LET ok$= INKEY$:IF ok$<>" " T
HEN EXIT WAITR
2250 END DEFINE WAIT
2260 REMARK ***** END PROGRAM
*****

```

Mushyman J M Dower

Another variation on a favourite theme from games impressario J M Dower, author of Hungry Harry in April's *Sinclair QL World*. This time you must eat all the blue mushrooms to gain a time bonus. Beware of the green mushrooms which are poisonous. Type in DEFCHAR before running the program to set up the special graphics. Part 2 follows next month.

```

10 REMark *****
20 REMark * MUSHYMAN *
30 REMark * PROGRAMMED *
40 REMark * FOR THE *
50 REMark * SINCLAIR QL *
60 REMark * BY J.DOWER *
70 REMark *****
80 :
100 init
110 map
120 screen_init
125 title
130 mushrooms
140 EXTRA_MUSHES
145 :
155 DEFINE PROCEDURE init
160 PAPER #0,0:CLS #0:PAPER 0:CLS:INK 4
170 AT 5,9:PRINT "INPUT LEVEL OF PLAY":AT 7,9 :
PRINT "1 (EASY) - 8 (HARD)"
180 AT 9,9:INPUT level$
190 IF level$="" THEN GO TO 170
200 level=level$
210 IF level<1 OR level>8 THEN GO TO 170
220 CLS
230 lives=5:score=0:target=0:bonus=5000:dir$="s"
240 fq=-1*level
250 gq=fq+11
260 freq=gq*10
270 END DEFINE init
280 :
290 key=KEYROW(1)
300 x=2:y=2
310 moveman
320 REPEAT loop
330 FOR innerloop=1 TO freq
340 IF innerloop=1 THEN newmush " "
350 xx=x:yy=y
360 key=KEYROW(1)
370 IF key THEN moveman
380 IF dir$="left" THEN moveleft
390 IF dir$="right" THEN moveright
400 IF dir$="up" THEN moveup
410 IF dir$="down" THEN movedown
420 c$=scr$(y,x)
430 IF c$="+" THEN EXIT loop
440 IF c$="" THEN AT y-1,x-1:PRINT " "
450 IF c$="*" THEN BEEP 5000,266,100,1,7:AT y-1,
x-1:PRINT " :scr$(y,x)=" :score=score+50:AT #0
,1,13:PRINT #0,score:target=target-1:AT #0,3,22:
PRINT #0,target;" "
460 IF target=0 THEN clearsheet
470 x=xx:y=yy
480 INK 3:AT y-1,x-1:PRINT "@"
490 AT #0,3,8:PRINT #0,bonus;" "
500 IF bonus>0 THEN bonus=bonus-10
510 NEXT innerloop
520 END REPEAT loop
530 :
540 FOR N=1 TO 20
550 BEEP 0,N,N*484,N+54,0,N
560 INK N:AT y-1,x-1:PRINT"@ "
570 NEXT N
580 AT y-1,x-1:INK 6:PRINT "$"
590 BEEP
600 lives=lives-1
610 AT #0,1,28:PRINT #0,FILL$ (CHR$(124),lives)&
" "
620 IF lives>0 THEN GO TO 300:ELSE game_over
630 :
640 DEFINE PROCEDURE clearsheet
650 BEEP 0,1,254,3,1
660 RECOL 0,0,4,0,2,0,7,0

```

```

670 BEEP
680 IF bonus=0 THEN GO TO 750
690 FOR m=bonus TO 0 STEP -50
700 AT #0,3,8:PRINT #0,m;" "
710 BEEP 200,0
720 score=score+50:AT #0,1,13:PRINT #0,score
730 NEXT m
740 IF m<>0 THEN score=score+m:bonus=0:AT #0,3,8
:PRINT #0,bonus;" ":AT #0,1,13:PRINT #0,score
750 FOR N=1 TO 20
760 SCROLL -10
770 NEXT N
780 IF freq>40 THEN freq=freq-10:ELSE freq=freq-
5
790 level=level+1
800 bonus=5000
810 AT #0,3,34:PRINT #0,level;" "
820 GO TO 110
830 END DEFINE clearsheet
840 :
850 DEFINE PROCEDURE moveman
860 IF key=64 THEN hypermush
870 IF key=16 THEN dir$="right"
880 IF key=2 THEN dir$="left"
890 IF key=4 THEN dir$="up"
900 IF key=128 THEN dir$="down"
910 END DEFINE moveman
920 :
930 DEFINE PROCEDURE hypermush
940 AT y-1,x-1:PRINT " "
950 yy=RND(2 TO 19):xx=RND(2 TO 36)
960 IF scr$(yy,xx)<>" " THEN GO TO 950
970 BEEP 500,1
980 END DEFINE hypermush
990 :
1000 DEFINE PROCEDURE moveright
1010 c$=scr$(y,x+1)
1020 IF c$<>"#" THEN xx=x+1
1030 dir$="right"
1040 END DEFINE moveright
1050 :
1060 DEFINE PROCEDURE moveleft
1070 c$=scr$(y,x-1)
1080 IF c$<>"#" THEN xx=x-1
1090 dir$="left"
1100 END DEFINE moveleft
1110 :
1120 DEFINE PROCEDURE moveup
1130 c$=scr$(y-1,x)
1140 IF c$<>"#" THEN yy=y-1
1150 dir$="up"
1160 END DEFINE moveup
1170 :
1180 DEFINE PROCEDURE movedown
1190 c$=scr$(y+1,x)
1200 IF c$<>"#" THEN yy=y+1
1210 dir$="down"
1220 END DEFINE movedown
1230 :
1240 DEFINE PROCEDURE mushrooms
1250 FOR N=1 TO 60
1260 blox=RND(2 TO 19):bloy=RND(2 TO 36):IF sc
r$(blox,bloy)<>" " THEN GO TO 1260
1270 IF blox=2 AND bloy=2 THEN GO TO 1260
1280 IF RND(1 TO 10)=5 AND scr$(blox,bloy)=" " T
HEN INK 1:AT blox-1,bloy-1:PRINT "+":scr$(blox,b
loy)="*":target=target+1:AT #0,3,22:PRINT #0,tar
get;" ":BEEP 100,15:GO TO 1310
1290 scr$(blox,bloy)="+"
1300 AT blox-1,bloy-1:INK 4:PRINT "+":BEEP 100,3
0
1310 NEXT N
1320 END DEFINE mushrooms
1330 :
1340 DEFINE PROCEDURE newmush (thing$)
1350 mushx=RND(2 TO 19):mushy=RND(2 TO 36)
1360 IF scr$(mushx,mushy)<>thing$ THEN GO TO 135
0
1370 AT mushx-1,mushy-1:INK 1:PRINT "+":scr$(mus
hx,mushy)="*":BEEP 100,15:target=target+1:AT #0,
3,22:PRINT #0,target;" "
1380 END DEFINE newmush
1390 :
1400 DEFINE PROCEDURE EXTRA_MUSHES
1410 FOR N=1 TO 11-level
1420 newmush "+"
1430 NEXT N

```

MICRODRIVE EXCHANGE

In return for a small administration charge (per program — including a royalty for the author), we will copy onto blank microdrives any or all of the featured programs.

Each program will be a direct copy of the published listing, or an extended version of that listing where the program in question was too long to print in full (programs for which an abridged version has been published are marked with an asterisk).

It must be stressed that we are not selling the software itself, nor providing any guarantee that it performs any particular function (though we do check every program that is to appear in *Sinclair QL World*), we are merely offering a service to readers who wish to obtain *Sinclair QL World/QL User* programs on drive rather than by typing them in straight from the page.

HOW TO ORDER

Listed below are programs which have appeared as listings inside *QL World/QL User* and *Sinclair QL World*.

To the right of each program entry is a small box, which you should mark with a bold cross if you want to order that program.

Once you have put a cross next to all the programs you wish to have copied onto microdrive, simply complete the rest of the order form and send it along with your PO/cheque AND BLANK FORMATTED DRIVE to:

MICRODRIVE EXCHANGE,
Sinclair QL World,
79-80 Petty France,
London SW1.

If you wish us to supply the drive, please add an extra £2.50 for every drive required and mark the order form appropriately.

Please allow 28 days for delivery.

ORDER FORM

Author	Language	Program Name	Price	Issue	Size
Giles Todd	(b)	DIY Assembler	£5.00	Mar/Jun	120 <input type="checkbox"/>
<i>Converts Assembler source into m/c object code</i>					
Richard Cross	(AO)	Mini Monitor	£3.00	Oct	60 <input type="checkbox"/>
<i>Pocket sized monitor with comprehensive facilities</i>					
A Didcock	(B)	Connect4	£1.00	Sept	15 <input type="checkbox"/>
<i>Pit your wits against the QL</i>					
Shergold & Tose	(B)	*Golf	£2.00	May	35 <input type="checkbox"/>
<i>From fairway to green on 50 different courses of varying difficulty</i>					
Williams & Holliday	(AO)	Paladin	£5.00	Apr	70 <input type="checkbox"/>
<i>The basis of our games programming series — a space invaders type game written entirely machine code</i>					
Richard Cross	(MB)	Sprite Animation	£2.00	Apr	50 <input type="checkbox"/>
<i>A subtle blend of machine code and SuperBasic that produces a versatile sprite designer and high speed animator</i>					
Steve Deary	(B)	Pacman	£1.00	Mar	20 <input type="checkbox"/>
<i>A reasonably fast rendition of the famous arcade favourite</i>					
Andy Carmichael	(B)	Family Tree	£3.00	Aug	100 <input type="checkbox"/>
<i>Archive program and database for setting up and displaying large family trees</i>					
James Lucy	(B)	Composer	£3.00	Oct	50 <input type="checkbox"/>
<i>Composer and play sheet music on the QL</i>					
Mathew Capp	(B)	Miners	£2.00	Aug	30 <input type="checkbox"/>
<i>A nail biting management simulation that puts you in charge of the NCB</i>					
P J Smith	(B)	*DIY Adventure	£1.00	Feb	60 <input type="checkbox"/>
<i>A skeleton framework where you simply have to slot in the details to create your bespoke adventure</i>					
R Green	(B)	Qthello	£1.00	Aug	25 <input type="checkbox"/>
<i>A 3D version of the well known board game Othello for one or two players</i>					
S J Ackers	(B)	*Touch Type	£4.00	Aug	80 <input type="checkbox"/>
<i>Touch typing course — 14 lessons, on-screen keyboard, 800+ word vocabulary and WPM readout</i>					
Rob Sherratt	(AO)	FCOPY	£4.00	Mar '86	80 <input type="checkbox"/>
<i>A machine code microdrive utility for turbocharged file copying</i>					
Alan Prior	(B)	World Map	£2.00	Mar '86	80 <input type="checkbox"/>
<i>A high resolution multi-coloured map of the world for geography buffs</i>					

B = SuperBasic, AO = Assembler + Object Code (ready to run), MB = Machine Code + Basic loader

Name _____

Address _____

No of programs ordered	Total cost	£
Total sectors (max 200 per drive)		
No of drives sent		
No of drives required	@ £2.50 each	£
		Plus postage — packing	£ 0.75
		Sub total	£
		Add VAT @ 15%	£
		TOTAL TO BE SENT	£

Please copy onto microdrive the programs above which I have indicated with a cross. I enclose a cheque/PO to the value of £ (made payable to *QL World*). I understand that *Sinclair QL World* only undertakes to SUPPLY these programs (copied onto microdrive) and accepts no liability for their operation as defined by the author. Neither can *Sinclair QL World* supply additional information about any of the listings other than that originally printed. Any article reprints required must be ordered and paid for separately at £1 each inclusive of post and packing (£2 overseas). Please mark the envelope Dept. LB.

INSTANT ACCESS

HARDWARE

A>Line Computer Systems

0533 778724

4-way mains filter/adaptor

Action Computer Supplies

01 903 3921

Mains spike eliminator

Anglo Services Ltd

0705 671421

QL Eprom Programmer

Cambridge Microelectronics Ltd

0223 314814

Q-PROM Eprom Programmer

Cambridge Systems Technology

0223 323302

Care Electronics

0923 777155

Philips and other monochrome monitors

Commpak Data

0792 473697

Computer Supplies

146 Church Road, Boston, Lincs

Joysticks

Compware

0270 582301

Disk drives, memory, monitors etc.

CST

0438 352150

Data Distributors Ltd

0990 28921

Kaga, Sinclair Vision

Eidersoft

0708 851099

QL Mouse

Eprom Services

0532 667183

Tony Firshman Services

01 267 3887

Mains Spike Filter

4 Systems

68 Foxwood Close, Feltham, Middx

Hardware & software

Management Science Ltd

17 West Hill, London SW18

QL case

Microworld

0293 545630/0273 6711863

Kaga, Epson, Smith Corona, Microvitec,

Philips, Vision

Miracle Systems Ltd

0272 603871

Modem House

0392 69295

Opus Supplies Ltd

Redhill 65080

JVC

PCML Ltd

0372 67282/68631

QL+ RAM cards

Power International

0705 756715

Mains spike eliminator

Printerland

0484 514105/687875

Epson, Brother, Kaga, Canon, Juki

Rubicon

0742 583665

Q-Links

0436 6660

Cables & accessories

Silicon Express

0533 374917

Sinclair Research

0276 685311

Slave Software

050 846 8866

Q-Disc

SMC Supplies

01 441 1282

Joystick adaptor, Centronics & Epson Serial

Spectrotek

0669 20565

QL repair service

Strong Computer Systems

0267 231246

Brother, Shirwa, Epson, Kaga, Mannesman

Tally, Canon, Daisystep, Smith Corona,

Microvitec, Philips

Tandata

06845 68421

(OEL)

Technology Research Ltd

0784 63547

Transform Ltd

089 283 4783

QL dust cover, microdrive storage box,

RS232 lead

Twickenham Computer Centre

01 891 4991

Kaga, Ensign, Canon

Viglen Computers Supplies

01 843 9903

Voltmace Ltd

Park Drive, Baldock, Herts

Printer stand

SOFTWARE

Accountancy Software

Sinclair Research

QL Cash Trader

Adder

0223 277050

Q-Doctor, Assembler

Aleph (Finland)

358 67 77408

QL-Numerical, QL/OR

Bridgebrook Intek

45 Burleigh Avenue, Wallington, Surrey

Bank Manager, Diary Manager, Thought

Manager

Champagne Computers

Amsterdam 020 149130

QL boek, DR Q Leap

Co-op Soft Ltd

0272 22223

Civil/Structural Engineering

Compugem Ltd

01 731 7948

Master Blaster

Computer One

0223 862616

Pascal, Forth, Assembler, Typing Tutor,

Monitor

CP Software

10 Alexandra Road, Harrogate

Bridge Player

DA Bando

81 Mount Pleasant, Wembley

Assembler, Screen Editor

D. S. Enterprises

25 Trinity Rise, London SW2 2QP

01 671 0209

Sign Designer, RAM Disk Software

Datalink Systems (Wales)

097081 360

CAD PAK, 3D Slime

Data Management

0904 760351

SBUTIL, Mbackup, Terminal, Chargen,

SBextras, FM

DataGEN

0989 67469

Packages for Solicitors, Accountants, Video

Libraries, Double Glazing Sales &

Miscellaneous Credit Control.

Digital Precision

01 527 5493

QL Super Sprite Generator, Games Designer,

Monitor + Dissassembler, QL Super

Backgammon

Eidersoft

0708 851099

QL Art, Zapper, QSPell, Archiver, BJ II & III,

Citadel, Spook, ICE, Integ Accounts

English Software

061 835 1358

QL Hyperdrive

Equate

2 Ffordd Denwyn, Penyffordd, Chester

Solar Invaders, Wall Breaker, Draughts,

Flite Software Ltd

01 353 7423023

Equate (maths package)

GST Computer Systems

0954 81991

QL Assembler, 68K/OS, QC C Compiler,

Macro Assembler

Hisoft

0582 696421

MonQL

J&D Software

3 Alfred Road, Lowton, Warrington

Leisure Genius

01 935 4622

QL Scrabble

Metacomco

0272 428781

Assembler, BCPL, Lisp

Micro Processor Engineering Ltd

21 Hanley Road, Southwater, Horsham, E

Sussex

QL Terminator Emulator

MicroAPI

01 622 0395

Microdeal

0726 68020

Havoc, Frogger, Cuttbert

MPC Software

0602 820106

Most popular games

New Horizon Software

Fourwinds, 30 Cwm Lane, Rogerstone,

Gwent

Pacman, QBERT, Gold + others

Paddy Software

0726 832718

Educational Programs

PCS

8 Oak Grove Way, Bridgwater, Somerset

PCS Utilities

Peak Electronics

32 Clifton Avenue, Hartlepool, Cleveland

QL Colour Quest

Portfolio Software

PO Box No 15, London SW11

Positron Computing

0554 759624

Hi-res screen dump

Printerland

0484 513105/687875

Pision Chess, Metacomco Assembler

Prospero Software

01 741 8531

Pascal, Fortran-77

Psientific Software

0482 649187

Keydefine, Q-Calc Calculator, Real Windows

Pision

01 723 9408/0553

Quill, Abacus, Easel, Archive, Pision Chess

QCode

42 Swinburne Road, Abingdon, Oxon

Terminal Emulation, 68000 Assembler/

Editor

QJump

Sinclair Research

QL Monitor, QL Toolkit

QSoft

01 499 7417

Agenda

Quest

04215 66488

Business Accounts

S&B Software

20 St Nicholas Street, Diss, Norfolk

Fantasia Adventure

Saltgrade Software

31 Royal Terrace, Edinburgh EH7

File Manager, File Editor

Slave Software

050 846 8866

Arable Farmer Software

Strong Computer Systems

0267 231246

Super Plant Software

097 423 223

Plant & gardening software

Swansoft

164 Vicarage Road, Morrision, Swansea

Space Trek

Talent Computer Systems

041 552 2128

SKUL, WEST, GraphicQL

TDI Software Ltd

0272 742796

USCD Pascal, USCD Fortran 77, Advanced

Development Toolkit, USCD P-system, USCD

Prolog

TR Computer Systems

093 924 621

QL Payroll

Tropic Software

09274 27497

Bongolia Escape

WD Software

0534 81392

Hilltop, St Marys, Jersey

WD Morse Tutor

BOOKS

Adder

0223 277050

Century

01 240 3411

Collins

01 493 7070

Duckworth

01 485 3484

Ellis Horwood Ltd

0284 789942

Granada

01 493 7070

Harper & Row

01 836 4635

Hutchinson

01 240 3411

McGraw Hill

0628 23431

Melbourne House

01 940 6064

MicroPress

0892 39606

Prentice Hall

0442 58531

Sunshine

01 437 4343

MICRO ADS



**CLARK HOUSE, HAXBY,
YORK YO3 8HU
Tel: (0904) 768853**

QL REPAIRS

KEYBOARD £17.00
MICRODRIVE £37.50
OTHER £30.00

*Inclusive of VAT, p&p & insurance.
Post your poorly QL or ring for quote.
Overseas queries welcome.*

QUANTA

- * monthly newsletter (36/40 pages)
- * free advice
- * supports software library (mostly free)
- * supports for local groups
- * printer hotline
- * tutors (Archive etc.)
- * workshops

Further details from Brian Pain, 24 Oxford St, Stony Stratford, Milton Keynes, MK11 1JU Tel: (0908) 564271

Micro_Rack Cartridge Tidying Rack

Fits on the back edge of your QL or Spectrum Plus/128 Keyboard and takes up to 16 cartridges - always visible and ready to hand.

**£4.95 inc. p&p from
DRK Products Ltd**

Bar One, Pipers Lane, Markyate, St. Albans, Herts AL3 8QF

American QL

QL Connection is an authorized distributor of the Sinclair QL in the United States. We are also suppliers of the highest quality hardware and software for the Sinclair QL. Call or write for our current catalog.

QL Connection is looking for quality suppliers of QL products who wish to reach the American market.

**QL Connection • 15 Kilburn Court
Newport, RI 02840 U.S.A. • 401/849-3805**

QL GARDENING PROGRAMS

As shown on T.V. (Archive compatible)
£11.95 each (inc. p&p)
Same day despatch,
Send cheques,
Access Card No's. to:
**SUPERPLANT SOFTWARE,
LLANGEITHO, TREGARON,
DYFED, WALES
SY25 6QG or Tel: 097423-223**



OPD/QL FILE INTERCHANGE

Gives your QL the ability to read and write microdrive cartridges in the format used by the ICL OPD and Merlin TONTO. Allows easy transfer of XCHANGE files and SuperBasic programs between the OPD and QL.

Available for £15 from: **D. J. WALKER, 22
Kilmington Mead, Potters Bar, Herts EN6
3HZ or send SAE for full details.**

curry computer

Your Complete Sinclair Stockist

Hardware, Software, Peripherals,
Printers, Books, Magazines, Accessories
**P.O. Box 5607 • Glendale, AZ 85312-5607 U.S.A.
1-602-978-2902 • Telex (via WUI): 6501267701**

DEALER INQUIRIES WELCOME

★ DISCOUNTS ★ For One Month Only

Orders received before end May 1986 with this coupon receive the following discounts: Order over £20 and deduct £2, over £100 deduct £10, over £200 deduct £20, over £300 deduct £30. Only one discount applies per order.

**COMPWARE TEL: CREWE (0270) 582301
SEE OUR ADVERT ON PAGE 26**

We wish to reassure current QL owners that Compware are committed to support of the QL and are continuing to develop new products. Write or call for prices.

Q-PROM £69.95

EPROM PROGRAMMER
Resident s'ware. CHECK, READ, FAST BLOW, VERIFY, 2764/128

Add'l EPROM for 27256 £14.95. Q-CART EPROM reader £5.95, Demo EPROM £4.95, EPROM eraser £22.95, RS232C programmer 2716-512 £149.95. Eproms, Cheap. All prices + VAT

**CAMEL PRODUCTS
One Milton Road, Cambridge CB4 1UY
Tel: (0223) 314814 Telex: 81574 CML**

BUSINESS

We design and retail data management systems using the Pison Archive run time module. These independent programs are archive file compatible and offer a friendly and comprehensive user environment.

CARDFILE MAILFILE LIBRARIAN

General details and personal company and mail addresses
For standard QL £14.95; For expanded QL (3 file structures supported) £19.95
General details, mailing address and over 900 characters of notes
For standard QL £14.95; For expanded QL (3 file structures supported) £19.95
Title, author, subject, prices, dates, notes, address
For standard QL £19.95; For expanded QL (4 file structures supported) £24.95
Please include your QL memory size and storage type (fip/mdv) on your Mail Order or send a SAE for more details.

ARK DISTRIBUTION, 62 MANOR WAY, NORTH HARROW, MIDDX HA2 6BY (01-863 1861)

COMPUTER CLEANERS



STOP LOCK-UP AND DATA CORRUPTION

If this is due to mains interference then our plugs may be the answer As well as cutting high voltage spikes they smooth the cut spikes and filter RF interference from 1 to 30 MHz (30db) and up to 130 MHz.

Some customer comments:

- "With the cleaner ... (locking up) ... is no problem now" - Electrical engineer.
- "... these computer cleaners work" - Computer user group.
- "... the device is the answer ... (loading problems)" - BBC owner.
- "Lock-ups are cured" - Golf Club QL.
- "It seems to work fine. No lockups yet" - for use in Papua New Guinea.
- "Thank you for Unbelievably prompt delivery" - Concrete manufacturer.
- "I shall recommend your product ..." - Bedford customer.

ADAPTOR - 1 three pin socket £14 inclusive
ADAPTOR - 2 three pin socket £18 inclusive
TRAILING 4-WAY SOCKET £24 inclusive

Simply plug either in - no wiring required.

TONY FIRSHMAN SERVICES

43 Rhyl Street, London NW5 3HB. 01-267 3887

QL STOCKMARKET INVESTOR

A powerful aid to personal investment analysis

- ★ CALCULATES COMMISSIONS, END-COSTS, PROFITS.
- ★ TRADITIONAL AND TRADED OPTIONS, EXERCISE OF OPTIONS.
- ★ ALLOWS ACCOUNT TRADING, IDENTIFIES LOSSES.
- ★ STORAGE OF HISTORY OF ONE OR MORE PORTFOLIOS.
- ★ ALLOWS EASY UPDATING AND ANALYSIS (FOR CAPITAL GAINS AND CURRENT VALUE) OF PORTFOLIOS.
- ★ USER FRIENDLY, ALLOWS THE USER TO SPECIFY RATES ETC., MENU DRIVEN AND STRAIGHTFORWARD TO USE.

Available only for the QL at £19.95 (Overseas orders add £1). Delivered by return of First Class Post from:

MAURICE COMPUTERS, Apartment 6, St Maurices House, 36 Heworth Green, York YO3 7TA

SMILING SOFTWARE - ON SOFTWARE
ICCN TOOLKIT £8 THE FULLY PROGRAM-
MABLE ICONS SYSTEM USE ICONS LIKE THESE TO ENTER
COMMANDS YOU CAN PROGRAM THE ICONS TO DO ANYTHING
YOU LIKE PLUS LOTS OF NEW GRAPHICS COMMANDS SCREEN
DUMPS A PRINT SPOOLER AND AN ON SCREEN NOTEPAD
CHARACTER TOOLKIT £8 DESIGN AND USE YOUR OWN
CHARACTER SETS JUST LIKE THIS ONE ADDS THAT SPECIAL TOUCH TO PROGRAMS
GAMES TOOLKIT £9 THIS PACKAGE CONTAINS ALL YOU
NEED TO PRODUCE YOUR OWN ARCADE GAMES YOU CAN HAVE UP TO 32 FULLY
ANIMATED SPRITES WHICH CAN BE QUICKLY AND SMOOTHLY MOVED AROUND
THE SCREEN TO START YOU OFF WE INCLUDE SOME SPRITES LIKE YOU SEE HERE
BUT YOU CAN EASILY PROGRAM YOUR OWN ALSO INCLUDED ARE ROUTINES TO
ALLOW THE CREATION OF MULTI TASKING TUNES LIKE ALL THE BEST GAMES
COMPLETE TOOLKIT £29 ALL THREE TOOLKITS ON ONE
CARTRIDGE SO GOOD WE USED IT TO PRODUCE THIS ADVERT
BLOBZ £5 THE RUBBERIZED ASTEROIDS GAME 100% MC CODE
SEND CHEQUES OR PD'S TO
SMILING SOFTWARE 26 DALE ROAD MAPLE STOCKPORT SK6 6HR

SHADOW GAMES

has moved to larger premises! Our comprehensive range of top-selling games are available through the post or from selected stockists. At £12.95 each: AREA RADAR CONTROLLER, SPACE PARANOIDS, NIGHT NURSE, BLAST BUGGY, QUAZIMODO. At £14.95, the two-game, action-packed: STAR GUARD and GALACTIC INVADERS. At £14.95, for a limited time only, the incomparable: PAINT MASTER.

New titles will soon be announced. WATCH THIS SPACE!
Good programmers are always in demand. Let us publish your game or utility. Write for details.

**SHADOW GAMES, 1/2 The Cottages,
Maidenhatch, Tidmarsh, nr Reading,
Berks RG8 8HP**

ARCHIVE NOT FAST ENOUGH NOT ENOUGH CAPACITY?

Using the C programming language and BTree techniques I can convert your Archive applications into stand-alone programs that run much faster, with virtually no limitation on the number of records (files up to the size of the storage medium).

Demonstration programs available on disk or Microdrive.
**L. F. HELLER,
65 Flanders Mansions, Flanders Road
London W4 1NF Tel: 01 994 7976**

BREAKTHROUGH SOFTWARE

REAL WINDOW\$!!! £8.50 inc cartridge & p&p

Allocates a block of memory to ANY Basic window channel. Save the screen image of any window, re-use the window, then save the new screen image and restore the original. Makes professional pull-down menus, possible. Text and graphics are both handled! Real Windows are controlled from basic using only three commands (all machine code):-

BREAKTHROUGH ON-LINE SUPERBASIC MANUAL £6.50 inc cart/p&p

Press a key and the screen you are working on is saved instantly! Enter a Superbasic keyword and all you want to know is displayed on screen, return to basic and continue programming! Flip between screens to check syntax etc. Contains ALL Superbasic commands and much more. Create your own help files with Quill.

MULTI-TASKING PRINT SPOOLER £6.50 inc cartridge & p&p

Touch a function key then type in the input filename or device and the output file/device. It will be sent to the printer or network or even another file, whilst you continue with what you were doing. Fully machine code and multi-tasking. Works from within Pison packages! Includes command to exit and re-enter Quill, Archive etc from Basic.

FAST LOADER FOR SUPERBASIC £7.50 inc cartridge & p&p

Loads even the longest SuperBasic Program as quickly as professional software packages. Saves and loads all 96K of Systems Variables. SuperBasic program, variables, data and machine code routines as a single binary file! EVERYTHING loaded from microdrive cartridge and ready to go in one 30 second operation!


*** FREE WITH ALL PURCHASES ***

SCREEN DUMP, RECALL & M/C BASIC COMMANDS

*** FREE WITH ALL PURCHASES ***

HI RES SCREEN DUMP to printer at the touch of a key ** RECALL ... F5 gets back the list line you typed (as in archive), edit your errors and re-enter the line. ** GETN & GETS Allow you to edit variables on screen. ** MCUR Moves the cursor up, down, left or right. ** TAB Moves the cursor to the given column no. (left or right). ** FONT Allows you to reset the font address. Makes user designed graphics possible. ** RMWDE returns the current display mode. ** DUMP dumps 1 or more lines from the screen to printer. ** BVAR returns address of Basic Variables.

**17 SHAFTESBURY WAY, ROYSTON, HERTS,
SG8 9DE Telephone: (0763) 45482**



We are the only professional maintenance company to take the Sinclair QL seriously and provide the same level of service you find for other business professional computers. Our experience and facilities enable us to provide either a full maintenance service for multi users or fast one off repairs within 24 hours, for just £35 + V.A.T. including return by 24 hour courier. Whatever your requirement you will find us just the ticket for QL repairs.

NAME
 COMPANY



**COMPUTER
 REPAIR
 CENTRE LTD.**

GILROY ROAD, DISS
 NORFOLK IP22 3EU
 TELEPHONE (0379) 52588



MIRACLE SYSTEMS



— 14 day money back guarantee on all products —
 — 12 month warranty on all products —

- QL CENTRONICS PRINTER INTERFACE** £19.50
 - ★ Complete unit including 3 metre cable
 - ★ Plugs into either SER1 or SER2
- QL SERIAL CABLE** £7.50
 - ★ 3 metre cable
- QL JOYSTICK ADAPTOR** £4.99
 - ★ Lets Atari/Commodore/Spectrum joysticks plug into CTL ports
- QL SCREEN DUMP** £4.99
 - ★ Copies whole or part of screen to Epson compatible printer
- QL MODAPTOR** £39.00
 - ★ Links QL to 300/300, 1200/75, 1200/1200 modem
- QL EXPANDERAM 256** £95.00
 - ★ 256K RAM with through connector for DISK I/F
- QL EXPANDERAM 512** £125.00
 - ★ 512K RAM with through connector for DISK I/F
- QL RAMDISC SOFTWARE** £14.95
 - ★ Configures RAM as disk lookalike
 - ★ Ideally suited to **MS EXPANDERAM**
 - ★ Enables Microdrive software to run much faster with less wear on microdrives
 - ★ Fully compatible with Psion packages, SuperBasic etc.

**MIRACLE SYSTEMS LTD
 AVONDALE WORKSHOPS
 WOODLAND WAY
 KINGSWOOD
 BRISTOL
 BS15 1QL
 Tel: (0272) 603871 Ext 210**

**Please send CWO.
 (UK ORDERS – prices include
 V.A.T. & Carriage).
 (OVERSEAS ORDERS – prices
 include Carriage)
 Send SAE for catalogue.**

**SINCLAIR and QL are trade
 marks of Sinclair Research Ltd**

TOUCH TYPIST TYPING TUTOR for the Sinclair QL

Features: 200 lessons, graphical output of results, machine code interactive keyboard, PULL DOWN menus, SPEED and ACCURACY targets, adjustable to 90 wpm and 100% accuracy.

Supplied on microdrive in 4 cartridge wallet

ONLY £11.95

Fast delivery — send cheque or PO made payable to:

**SECTOR SOFTWARE, 45 Cheetham Meadow, Moss Side,
 Leyland, Lancs PR5 3UB Telephone: (0772) 454328**

QL MICROVITEC,

Colour Monitor Cable,
 plus ICE software
 1 YEAR OLD

**£575 RRP, offers around £300
 Phone 01-727-0962 Eve.**

SPECTRUM to QL. Basic listings transferred. Data transferred. Tasword II documents transferred. 1p per line. £5 min. charge. Similar work undertaken. Phone for information and quotes 0983 2865694. Solent Systems, 13 Forest Road, Winford, I.O.W.

**OPD/QL FILE
 INTERCHANGE**

Give your QL the capability of reading and writing files on microdrive cartridges that are in the format used by the ICL OPD (and the Merlin TONTO. Transfer XCHANGE and SuperBasic files between the OPD and QL.

Available for £15 inc. P&P from:
**D. J. WALKER, 22 Kimptons Mead,
 Potters Bar, Herts EN6 3HZ
 or send SAE for full details.**



CLASSIFIED

**FOR DETAILS
 RING 01-222 9090**

ADVERTISERS INDEX

ABC Electronics	30
Byte Back	48
Care Electronics	31
Computer Repair Centre	58
Compware	26
C.S.T.	6
Datalink (UK)	29
Datalink Systems (Wales)	23
D.S. Enterprises	29
Digital Precision	IFC
Eidersoft	4, 43
Farmintel	OBC
4 Systems	IBC
Labochrome	35
Metacomco	39
Micronet 800	47
Miracle Systems	58
MPC Software	35
Printerland	48
Prospero Software Ltd	19
Pyramide/Rio	39
Q-Code	48
Q-Jump	26
Rubicon	4
Strong Computer Systems	12, 13
Talent Computer Systems	35
TK Computerware Ltd	4
Transform	31
Viglen	7
W D Software	26

MICRO ADS

U.K. No.1 QL DEALER

4 Systems

4 Systems FREEPOST Feltham TW13 4BR

SUPER Q BOARD

- 512K + Disk I.F., Printer I.F. (Sandy) £239
- CUB £240
- CUB + Swivel £260
- TECO GREEN MONITOR £68
- SILICON EXPRESS 3½" DUAL DISK WITH I.F. £275
- MICRO P. (Sinclair) SINGLE 3½" WITH I.F. £169

No body gives **YOUR QL** more than 4 Systems


- SINCLAIR QL PRINTER .. £229
- VISION QL MONITOR £249
- CUMANA COMPLETE DUAL DISKS £269
- 512K RAM £115
- 258K RAM £90
- TANDATA QCOM £129



01-844-1399




£125.00 inc VAT
Free Telecom Gold



Q-MOD
Q-CALL
Q-CONNECT
Tandata
London Marketing Limited

CUMANA
QL SYSTEM
DUAL COMPLETE
£269

4 Systems
FREEPOST, FELTHAM, TW13 4BR
01-844-1399
MICRO P. Prices as advertised by Publisher + FREE "cartridge tray" box with each title...
ALL PRICES INC. VAT.
NEXT DAY DELIVERY



QL SOFTWARE
Lowest U.K. Prices
We'll beat any advertised price by at least £1.00
No stamp needed.
Send FREEPOST with cheque to 4 Systems


£199.00 inc VAT



10 cartridges + tidy box £20
20 cartridges + tidy box £36

HOW MANY ELEPHANTS CAN YOU FIT IN A MINI? SANDY SAYS FOUR...

512 K
MEMORY



ALL IN A NORMAL SIZED INTERFACE CARD

Here are some of the extra commands you've been waiting for:

- FLP-USE (CHANGE THE NAME)
- RAM-USE (RAM DISK UTILITY)
- SPL (PRINTER SPOOLER)
- PAR-USE (CENTRONICS PORT)
- CLOCK (RESIDENT CLOCK)
- FLP-SEC (FLOPPY SECURITY LEVEL)
- VIEW (FILE EXAMINATION)
- WCOPY (WILD CARD COPY)
- AND MANY OTHERS...

NEW TOOLKIT
COMMANDS
(TONY TEBBY DESIGN)

CENTRONICS
PRINTER PORT

DISK
INTERFACE PORT

COME AND SEE US AT ZX MICROFAIR 10TH MAY, 1986

IMMEDIATE REPEAT IMMEDIATE DELIVERY

SUPERBOARD WITH 512K RAM
 SUPERBOARD WITH 256K RAM
 SUPERBOARD WITH 128K RAM

AT £ 249
 AT £ 135
 AT £ 114

UPGRADE 256K RAM
 UPGRADE 512K RAM

AT £ 45
 AT £ 119

POST TO: FARMINTEL LTD., FARMINTEL LTD., 93 CHILTERN AVE. BEDFORD MK 419EH PHONE (0234) 219814

TO ORDER PLEASE PHONE (0234) 219814 OR COMPLETE AND POST THIS COUPON

I ENCLOSE CHEQUE/POSTAL ORDER FOR £


MADE PAYABLE TO FARMINTEL LTD.

NAME _____ ADDRESS _____

PRICES INCLUDE VAT, POST
AND PACKING DESPATCH
WITHIN 14 DAYS OR
MONEY BACK

LOOK CLOSELY AT THESE SANDY SPECIALS ...

256 K MEMORY UPGRADE
(MODULAR - FITTED IN SECONDS)



CUSTOM CHIP
FOR HI PERFORMANCE
AND COMPACTNESS

TWIN EXPANSION UNIT

- LOW PROFILE - DOES NOT INTERFERE WITH QL KEYBOARD
- CAN BE CONNECTED TO THRU-CON RAM CARD
- ELEGANT QL MATCHING CASE

THRU-CONNECTOR


256 K D-RAM
CHIP - FAST
ACCESS (150 ns)

COMPACT
OVERALL SIZE
(100 x 72 mm.)

QL FLOPPY DISK SYSTEM

- MICRODRIVE EMULATION
- FULL COMPATIBILITY WITH ALL SINCLAIR HARDWARE AND SOFTWARE
- 3 1/4" PANASONIC DISK DRIVE 720K FORMATTED CAPACITY WITH INTERNAL PSU
- COMPACT SIZE

CONNECTOR
TO COMPUTER PORT



QL FLOPPY DISK SYSTEM
 MICRODRIVE
 THRU-CON RAM CARD 256K

AT £ 199 QTY
 AT £ 100 QTY
 AT £ 95 QTY

UPGRADE TO 512K
 TWIN EXPANSION UNIT
 THRU-CON RAM CARD 512K

AT £ 45 QTY
 AT £ 39 QTY
 AT £ 135 QTY

POST TO: FARMINTEL LTD., FARMINTEL LTD., 93 CHILTERN AVE. BEDFORD MK 419EH PHONE (0234) 219814

TO ORDER PLEASE PHONE (0234) 219814 OR COMPLETE AND POST THIS COUPON

I ENCLOSE CHEQUE/POSTAL ORDER FOR £

MADE PAYABLE TO FARMINTEL LTD.

NAME _____ ADDRESS _____

PRICES INCLUDE VAT, POST
AND PACKING DESPATCH
WITHIN 14 DAYS OR
MONEY BACK