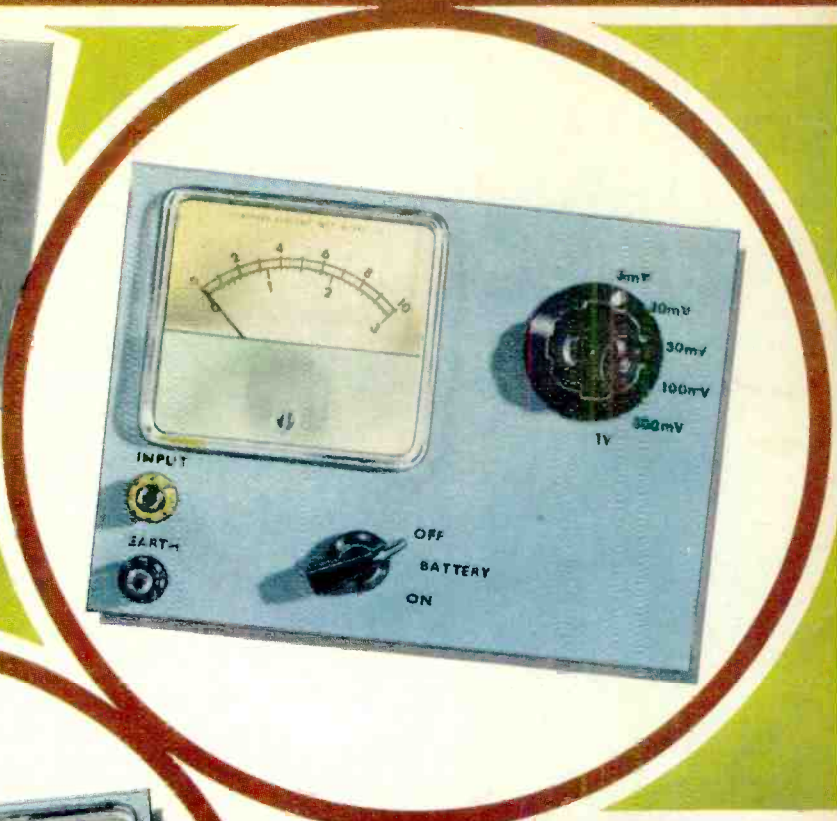



PRACTICAL WIRELESS

OCTOBER
1967

216



**SOLID
STATE**

Millivoltmeters

**AC
& DC**



SOLDERING INSTRUMENTS AND EQUIPMENT



DESIGNED FOR
THE AMATEUR'S
RADIO STATION

ILLUSTRATED

List No. 70 $\frac{1}{8}$ " BIT
IN
PROTECTIVE
SHIELD
List No. 68

for catalogue apply direct to:—

Sales and Service Dept.
ADCOLA PRODUCTS LTD.,
ADCOLA HOUSE,
GAUDEN ROAD,
LONDON, S.W.4


Telephone
01 622 0291

Telegrams
SOLJOINT LONDON SW4

JACKSON

the big name in PRECISION components

Precision built radio components are an important contribution to the radio and communications industry.



D TYPE 2 SPEED DRIVE

- $1\frac{1}{2}$ inches diameter satin anodised aluminium
- Mounts on outside of panel
- Always at correct height
- Smooth precise powerful $4\frac{1}{2}:1$ and direct
- Knobs available separately to match
- Smart appearance ● 29/- Each

It's reliable if it's made by Jackson!

JACKSON BROTHERS (London) LIMITED
Kingsway - Waddon - Croydon - CR9 4DG
Tel: 01 688 2754 Grams: Walfilco, Croydon

The AMAZING NEW ELECTRIC Mini-Drill

Ideal for small jobs!

Only 5in. long, portable, shock proof, works off a standard battery. High power/speed mini-motor. Ideal for the craftsman, handyman and motorist. For every precision job—printed circuits, modelmaking, watch-making, optical work, chiropody, dentistry, precision engineering, car servicing etc.

Mini-Drill complete with nylon holding bush, twist drill, mop burr, abrasive, pencil brush, spear drill, full instructions. Money-back Guarantee.

C.W.O. to Dept. 14,
Jaberland Trading Co. Ltd.
148-150 Curtain Road, London, E.C.2.



HEATHCRAFT MINI-DRILL ORDER FORM

Please supply.....MINI-DRILL I enclose Cash/
Cheque/M.O./P.O. for £.....

NAME.....

ADDRESS

FREE LEAFLET AVAILABLE

★ GUARANTEED VALVES ★

by return of post

THE MOST ATTRACTIVE COMPETITIVE VALVE LIST IN THE COUNTRY


All valves are new and unused unless otherwise advised

POST	3 MONTHS GUARANTEE	FREE TRANSIT INSURANCE
1 Valve 6d., 2-11 1/-	in writing with	Satisfaction or Money back Guarantee
FREE for 12 or more valves.	on goods if returned within 14 days	

0Z4	4/8	8L1	9/6	30L1	5/6	ECC33	5/9	P41	7/6	U107	12/6
1A7GT	7/6	6L6G	7/6	30L15	10/6	ECC34	9/-	P61	2/9	U191	10/6
1C5GT	7/-	6L18	5/9	30L17	11/6	ECC35	5/9	PABC30	3/-	U281	9/6
1D5	7/-	6L19	11/6	30P4	11/-	ECC40	9/6	PC68	3/6	U282	12/-
1D6	8/6	6LD20	7/9	30P12	9/9	ECC81	4/-	PC88	3/6	U301	11/9
1R5GT	7/3	6R7	7/6	30P19	11/6	ECC82	4/9	PC97	7/6	U309	6/6
1L4	3/-	6P1	9/6	30P1L	9/9	ECC83	6/6	PC94	5/6	U329	9/6
1LD5	4/3	6P25	8/6	30P1L3	12/6	ECC84	7/6	PC95	7/9	U339	11/6
1LN5	4/6	6P28	9/9	35A5	11/-	ECC85	7/6	PC98	11/9	U403	10/6
1N5GT	7/9	6Q7G	8/6	35L6GT	6/3	ECC88	9/6	PC99	9/6	U404	6/-
1R5	5/6	6Q8GT	9/9	35W4	4/6	ECC90	7/6	PC189	8/6	U581	16/3
1B45	3/3	6E7G	9/-	37T	4/6	ECC82	6/9	PCF90	6/3	UABC30	5/9
184	5/-	68A7	5/9	35Z5GT	7/-	ECH42	4/6	PCF82	6/-	UAF42	7/9
185	3/9	68C7	4/9	41	6/6	ECH81	5/3	PCF94	12/-	UB41	7/-
174	2/9	68G7	4/9	42	6/6	ECH83	6/6	PCF96	6/-	UBC41	6/9
2D21	3/6	68H7	3/-	50B5	7/9	ECL80	5/9	PCF90	10/6	UBC81	7/9
3A4	3/6	68I7	5/6	50C5	5/6	ECL82	7/6	PCL85	8/6	UBF80	6/6
3A5	3/9	68K7	5/-	50L6GT	7/6	ECL83	9/6	PCF92	8/6	UBF89	5/9
3D6	4/9	68L7GT	5/9	53KU	9/6	ECL86	8/9	PCF95	9/9	UBL21	9/9
3Q4	5/6	68N7GT	4/9	61SPT	11/-	EF22	7/-	PCF96	11/6	UC92	5/9
3B4	4/9	68Q7	5/9	62BT	13/6	EF36	3/3	PCF98	11/6	UC94	7/6
3V4	5/6	68S7	3/6	75	5/6	EF37A	4/-	PCL82	7/8	UC95	6/6
3A4G	9/6	6T4GT	9/6	807	7/6	EF50A1	2/6	PCF85	8/6	UCF80	3/3
5T4	8/-	6V6G	3/6	80	5/6	EF40	11/-	PCL84	7/3	UCX21	9/6
5U4G	4/6	6V6GT	6/6	83	9/6	EF41	6/3	PCL85	9/6	UCX42	8/6
5V4G	7/6	6X4	3/9	185BT	19/6	EF42	6/9	PCL86	9/6	UCX61	5/9
5Y3G	5/-	6X5G	5/6	185BTA	19/6	EF50-BL16	6/6	PEN25	3/9	UCX82	7/6
5Y3GT	5/-	6X5GT	5/9	807	7/6	EF50A1	2/6	PEN45	8/6	UCX83	8/9
5Y4G	9/6	7B8	10/-	832	14/-	EF54	3/-	PEN48	4/6	UF41	8/6
5Z4	9/-	7B7	6/9	866A	12/6	EF90	4/6	PL33	9/6	UF42	6/6
5Z4G	7/-	7C5	9/6	854	3/9	EF95	5/-	PL36	9/6	UF90	5/9
5Z4GT	9/6	7C8	5/9	855	2/3	EF98	6/3	PL38	15/-	UF95	7/6
6B0L2	8/6	7E7	4/9	856	2/3	EF99	5/-	PL81	7/9	UF99	5/6
6A5	3/9	7Y4	6/3	1825	5/6	EF91	3/-	PL82	6/3	UL41	9/6
6A7	9/-	7Z4	6/6	6090	7/6	EF92	3/-	PL83	5/9	UL44	14/-
6A8G	7/9	8D3	3/-	8057	9/6	EF183	9/9	PL84	6/9	UL48	9/9
6A8GT	12/6	10C1	11/6	8067	9/6	EF184	9/6	PL820	8/3	UL84	7/9
6A7	3/-	10C2	11/6	5763	3/6	EK32	7/6	PL834	5/6	UM80	6/9
6A95	2/9	10F1	4/9	9001	3/6	EK32	3/9	PK4	11/6	UR1C	7/6
6A97	5/9	10F3	6/6	9002	4/9	EL33	11/-	PX25	7/6	U08	11/6
6AK5	5/-	10F9	10/6	9003	5/9	EL34	11/6	PY31	6/-	U07	9/6
6AL5	2/3	10F18	10/-	ATP4	2/6	EL35	6/-	PY32	9/6	U08	13/6
6AM6	3/-	10LD11	14/6	AZ31	9/6	EL38	12/6	PY33	9/6	UY11	11/6
6AQ4	4/9	10P13	9/6	BZ41	7/6	EL41	9/6	PK90	5/9	UY21	9/6
6AT5	4/-	10P14	9/6	BZ5	6/9	EL42	9/6	PY81	5/9	UY41	6/-
6AU6	7/-	10P18	7/-	C1C	8/-	EL81	8/9	PY82	5/-	UY85	6/-
6AV6	5/9	12A6	2/3	CLB31	13/6	EL84	6/6	PY83	6/3	VP49	9/6
6B7	8/6	12A73	6/6	CH35	13/6	EL95	9/6	PY88	7/8	VP23	2/9
6B6G	3/-	12A73	3/9	CT31	7/6	EL91	8/9	PK90	6/-	VP41	5/6
6B48	4/6	12A07	4/9	DT7	3/6	EL95	5/6	PY801	6/-	VR150	5/-
6B6E	4/3	12A06	4/9	DA30	11/6	EM34	8/9	PZ30	9/6	VR150	5/-
6B6G6	15/-	12A06	6/9	DAC32	7/3	EM80	6/9	R19	7/6	W76	4/9
6B6E	6/6	12AX7	5/9	DAF91	3/9	EM81	6/9	RL18	11/-	W81	7/3
6B6E	5/9	12BA8	6/6	DAF96	6/-	EM84	6/9	SP41	2/3	X83	8/6
6B7A	4/6	12C14	9/6	DE33	9/6	EM85	9/6	SP81	2/3	X85	11/-
6BR7	8/6	12BEH7	8/9	DF91	2/9	EN31	16/-	SU25	16/-	X66	7/9
6BR8	9/6	12C8	5/6	DF96	6/-	EY51	7/-	SU2150	4/6	X78M	11/-
6BW6	7/3	12E1	17/6	DF97	7/6	EY88	6/9	T41	6/9	X81M	9/6
6BW7	5/-	12H6	1/9	DH63	5/6	EY88	9/6	TDD4	8/6	Y63	6/6
6C4	2/3	12J5GT	3/9	DE75	4/6	EZ40	7/-	U14	7/6	Z63	4/9
6C5	4/6	12K7GT	4/9	DK32	7/9	EZ41	7/-	U19	7/6	Z66	8/6
6C6	3/6	12K7GT	4/9	DK91	5/6	EZ80	5/9	U22	6/9		
6C9	11/-	12K8	8/6	DK92	7/9	EZ81	5/9	U24	12/6		
6CD6G	19/6	12Q7GT	4/9	DK96	6/9	FC4	3/-	U25	9/9		
6CE6	6/6	12S47	7/-	DL33	6/6	EM54	6/9	U98	9/6		
6D2	3/6	12S47	6/6	DL33	6/6	FW4500	3/-	U91	7/-		
6D3	9/6	12S7	3/6	DL63	9/-	G1C	12/6	U31	7/-		
6D6	3/-	12S7	5/6	DL75	6/-	G234	9/9	U35	12/6		
6F1	4/9	12K7	4/6	DL82	9/-	HK90	9/6	U37	26/-		
6F6	7/6	12S7GT	6/9	DL92	4/9	HL4DD	8/6	U60	4/9		
6F9G	4/6	12S7	8/6	DL94	5/6	HW99	19/-	U62	4/6		
6F13	3/3	13D3	8/6	DL96	6/-	HV32	9/-	U76	5/6		
6F14	8/6	19A95	7/9	DY88	5/6	KT32	6/9	U78	3/9		
6F15	9/6	19B66	14/-	DY87	5/6	KT33C	4/-				
6F19	6/-	20D1	8/9	EAS0	1/3	KT38	14/-				
6F23	9/9	20F2	9/6	EABC80	6/-	KT44	6/-				
6F32	4/9	20L1	7/6	EAC91	4/-	KT55	17/6				
6F33	4/-	20P1	7/6	EAF42	8/-	KT61	11/6				
6H6	1/6	20P3	7/6	EB34	1/3	KT63	4/6				
6J5	4/3	20P4	13/6	EB41	3/9	KT66	13/6				
6J5G	3/-	20P4	15/-	EB91	2/3	KT76	8/6				
6J5GT	4/3	25A97	8/6	EB33	7/-	KT93	19/-				
6J6	3/6	25L6GT	7/9	EB41	7/9	KTW61	5/9				
6J7	8/6	25Y5G	8/-	EB081	7/9	KTW62	6/9				
6J7G	4/9	25Z4G	7/-	EBF90	6/-	KTW63	5/9				
6J7GT	7/6	25Z5	8/-	EBF83	9/6	KTW62	11/-				
6K3GT	6/6	25Z6G	8/-	EBF86	6/3	L27	3/6				
6K7	5/9	27A1	17/6	EB81	10/9	LM152	5/9				
6K7G	1/6	30C1	6/9	EC52	4/9	MU14	7/-				
6K7GT	4/9	30C15	11/6	EC91	4/6	N37	10/6				
6K8G	2/9	30C17	10/6	EC92	8/6	N78	13/6				
6K8GT	7/6	30F5	9/9	ECC32	3/9	N108	17/-				
6K26	8/6	30P11	10/9	ECC32	4/9	N152	8/7				

Transistorised FM Tuner

CALLERS WELCOME Demonstration without obligation at all branches



HIGH QUALITY: LOW NOISE: BATTERY OR MAINS OPERATION

REDUCED PRICE DUE TO HUGE SALES

100's TYPES

NOTE: Large tape stocks at all branches.



★ TAPE ★

We offer you fully tenasilated polyester/mylar and P.V.C. tapes of identical quality hi-fi and wide range recording characteristics as top grade tapes. Quality control manufacture. They are truly worth a few more pence than acetate, sub-standard, jointed or cheap imports. TRY ONE AND PROVE IT YOURSELF.

Standard Play		Long Play	
3in. 150ft.	2/3	3in. 250ft.	3/6
3in. 300ft.	4/6	4in. 450ft.	4/6
3in. 600ft.	7/6	5in. 900ft.	10/6
5in. 900ft.	10/6	5in. 1,200ft.	13/-
7in. 1,200ft.	12/6	7in. 1,800ft.	18/6
Double Play		Triple Play	
3in. 300ft.	4/-	4in. 900ft.	13/-
4in. 600ft.	8/-	5in. 1,800ft.	22/-
5in. 1,200ft.	15/-	7in. 3,600ft.	44/-
5in. 1,800ft.	19/6	Quadruple Play 8/6	
7in. 2,400ft.	27/-		

Postage 1/- rec.
Post Free less 5% on three reels.
Quantity and Trade enquiries invited.
NOTE: Large tape stocks at all branches.

LATEST GARRARD

SRP12	24.7.6
SP25	29.19.0
AT5	25.10.0
Model 1,000	26.5.0
Model 2,000	28.10.0
Model 3,000	28.10.0
AT80 Mk. II	210.19.0
A70	218.10.0
LAB80 Mk. II	224.19.0
401	228.10.0

PLINTHS
Universal fitting de luxe Teak for SP25, 1000, 2,000, 3,000, AT80 59/-
Ditto Perspex Clear View Cover, Complete £5.15.0
LAB80, 401, Superb Teak/Perspex top finish plinth Normally £12.10. £9.19.0

This beautifully compact 6 transistor machine (size 6 x 4 x 2 1/2 in.) will give quieter, more interference free reception. Months of use from a standard 9 volt battery or its small power requirements can be drawn from any amplifier. Low noise frequency changer with smooth 2 gang tuning feeding no less than three L.F. stages coupled to a double-tuned discriminator terminating in an L.F. stage giving ample output for all quality amplifiers.

£6.10.0
(3 FOR £18)

INCLUDES BARGAIN PARCELS

Including variable condensers, i.f. coils, loudspeaker plus/sockets, knobs, pots, condensers, resistors, units, bolts, cabinet fittings, switches, transformer choke, rectifier, transistors at a small fraction of list value. Due to heavy demand we are now packing them in several sizes—TRY ONE.

3 lbs. (post 3/-)	9/-
7 lbs. (post 5/-)	17/6
14 lbs. (post 6/-)	29/-

STEREO PORTABLE CABINETS

Latest black and silver metal finish. Consisting of centre cabinet size 16 1/2 in. x 13 in. x 8 in. deep with lift up lid together with two 10 x 6 speaker

Want to get going in a career as a technician? Join the Army

2 years from now you could be earning over £15 a week, all found, as a qualified technician. Qualified in a career that'll set you up for life.

If you're between 17 and 25 you can join the Army as a trainee technician and get started on a 15-month course in aircraft, electronics or instruments. About eight months after successfully completing the course, you'll get promotion to Corporal. And from there on it's up to you. The sky's the limit.

The equipment you'll be working with—whether it is radio transmitters, transceivers, closed-circuit T.V., gunfire control equipment or helicopters—is the most advanced of its kind anywhere. And you'll be training with it from the start.

The pay As a trainee technician you can get as much as £9 a week (clear) from the age of 17½—food and accommodation free. After about 15 months this rises to nearly £14 on passing a trade test and, after about 2 years and promotion to Corporal, to over £15. After that, there's every chance of more promotion and still more pay.

And don't forget that in the Army, besides moving fast in a worthwhile career, you've every opportunity for travel, action, sport and excitement, too!

SEND OFF THE COUPON FOR ALL THE FACTS

TO: ARMY CAREERS MP6(A), LANSDOWNE HOUSE,
BERKELEY SQUARE, LONDON W.1

Please send me full details of how to become a technician.

NAME

ADDRESS

TOWN

COUNTY

DATE OF BIRTH

(You must be resident in the UK) M70994101

PUBLICATIONS FOR RADIO AMATEURS AND ENTHUSIASTS

Amateur Radio Call Book (1967 ed. RSGB)	6/6
Antenna Book (10th ed. ARRL)	18/6
Basic Theory and Application of Transistors (Dover)	11/6
Communications Receivers (2nd ed. RSGB)	3/-
Course in Radio Fundamentals (ARRL)	10/-
Cubical Quad Antennas (Radio Pubs.)	22/-
Foundations of Wireless (Iliffe)	22/6
Guide to Amateur Radio (12th ed. RSGB)	5/9
How to Listen to the World	26/-
Mobile Handbook (CQ)	23/-
Mobile Manual for Radio Amateurs (ARRL)	23/6
Radio Amateur Operator's Handbook (Data)	5/6
Radio Amateur's Handbook (ARRL) Soft bound	44/-
Hardbound	52/-
Radio Amateur's Operating Manual (ARRL)	7/9
Radio Amateur's Vocabulary (German/English)	9/3
RCA Linear Integrated Circuit Fundamentals (RCA)	22/6
RTTY Handbook (CQ)	30/-
Service Valve and Semiconductor Equivalents	5/6
Single Sideband for the Amateur (4th ed. ARRL)	23/6
S-9 Signals (Radio Pubs.)	8/6
Technical Topics for the Radio Amateur (RSGB)	10/8

Further details of other publications, information about membership, and a free sample copy of the RSGB Bulletin (the RSGB monthly journal), may be obtained by writing to:

RADIO SOCIETY OF GREAT BRITAIN, Dept. PW.

28 LITTLE RUSSELL STREET, LONDON, W.C.1

VALVES SAME DAY SERVICE NEW! TESTED! GUARANTEED!

SETS	1R5, 1S5, 1T4, 3S4, 3V4, DAF91, DF91, DK91, DL92, DL94	Set of 4 for 16/9. DAF96, DF96, DK96, DL96, 4 for 24/6
1A7GT 7/8 7Y4 8/6	DH81 12/8	EF183 6/8
1H5GT 7/3 10F1 9/9	DK32 7/9	EF184 5/9
1N5GT 7/9 10P13 8/6	DK91 5/8	EH90 6/6
1R5 5/6 12A7 3/8	DK92 8/-	EL33 6/8
184 4/8 13A06 4/8	DK96 6/8	EL41 8/6
185 3/9 12A7 4/8	DL33 6/9	EL42 7/9
1T4 2/9 12A7 4/8	DL35 5/-	EL84 4/9
3A5 7/- 12K8GT 7/9	DL92 4/9	EL90 5/-
3Q4 5/6 20P2 10/6	DL94 5/8	EL95 5/-
384 4/8 20L1 14/-	DL96 6/-	EM80 5/9
3V4 5/6 20P1 9/-	DY98 5/9	EM81 6/9
5U4G 4/6 20P3 12/-	DY87 5/9	EM84 6/3
5V4G 7/9 20P4 13/8	EAB080 6/-	EM87 6/8
5Y3GT 5/- 25U4GT11/6	EAF42 8/6	EY51 6/3
5Z4G 7/9 30C15 10/6	EB91 2/3	EY86 6/9
6B0L2 9/9 30C17 11/6	EB033 7/-	EZ40 6/9
6AL5 2/3 30C18 10/3	EB041 8/-	EZ41 6/9
6AM6 3/6 30F5 9/9	EBF80 6/-	EZ80 4/6
6AQ5 4/9 30FL1 10/9	EBF89 5/9	EZ81 4/6
6AT6 4/- 30FL14 11/3	ECC81 3/9	GZ32 9/-
6BA8 4/8 30L15 11/-	ECC82 4/9	KT61 6/8
6BE6 4/3 30L17 12/-	ECC83 7/-	N18 5/8
6BG6G 15/- 30P4 11/6	ECC84 6/3	N78 14/9
6BJ6 6/9 30P12 9/9	ECC85 5/6	N108 13/6
6BW6 7/3 30P19 11/6	ECC86 7/6	PC88 8/-
6C86 6/6 30P11 12/9	ECC87 6/9	PC88 8/-
6F1 7/8 30P13 13/3	ECC88 9/-	PC87 5/9
6F13 3/6 30P14 13/9	ECH35 6/-	PC900 8/6
6F14 9/- 35LAGT 6/3	ECH42 9/-	PC84 5/6
6F23 9/9 35W4 4/6	ECH81 5/3	PC89 9/9
6K7G 1/6 35Z4GT 4/6	ECH84 8/8	PC8189 8/6
6K86 4/3 0063 12/6	ECL80 6/-	PC890 6/8
6K9GT 7/8 A731 9/-	ECL82 6/3	PC891 16/8
6L18 6/- B56 9/6	ECL86 7/9	PCF86 8/3
6V6G 3/6 B729 10/-	EF39 3/9	PCF80010/6
6V6GT 6/6 DAC32 7/3	EF41 8/8	PCF801 8/9
6X4 3/6 DAF91 3/9	EF80 4/9	PCF802 8/6
6X5GT 5/9 DAF96 6/-	EF85 5/-	PCF805 9/9
7B6 10/9 DCC90 7/-	EF88 6/3	PCF80611/6
7B7 7/- DF33 7/9	EF89 5/-	PCF80811/3
7C5 9/6 DF91 2/9	EF91 3/6	PCL82 6/9
7C6 6/9 DF96 6/-	EF92 3/3	PCL83 8/6
7H7 5/8 DH77 4/-	EF97 7/8	PCL84 7/-
		PCF80 9/3


READERS RADIO
85 TORQUAY GARDENS, REDBRIDGE, ILFORD,
ESSEX. Tel. 01-550 7441

Postage on 1 valve 6d. extra. On 2 valves or more, postage 6d. per valve extra. Any Parcel Insured against Damage in Transit 6d. extra.

Lasky's Radio

SPECIAL INTEREST ITEMS!

SOLID STATE MULTIPLEX STEREO AM/FM TUNER/AMPLIFIER CHASSIS



Model T10E—made for U.K. use by famous North American manufacturer and originally installed in De Luxe Hi-Fi consoles costing several hundred pounds. The chassis is of outstanding appearance and quality and offers many unique features plus an extremely comprehensive specification.

Features ● Separate transistorised AM and FM tuners ● 3 AM wavebands—LW, MW and Continental T.R. band ● full FM cover with 5 push button preselected stations (sep. tuning controls for AM and FM ranges) ● built in multiplex decoder with unique FMX feature which provides automatic switching from mono to stereo when stereo signal is received and vice versa ● unique split amplifier facility for simultaneous play of radio plus any other source ● channel reverse ● switched inputs for tape and auxiliaries (sep. sockets for tape in and out) ● switched extension speaker outlet ● thermal safety trip ● socket for stereo headphones.

Tech. spec.: Output 10 watts RMS per channel; output imp. 8 Ω p.c.; sensitivity 50mV for 8W output at 1 Kc.; input imp. 100 K Ω p.c.; 12 unique tumbler type function controls, 5 push button wavelength and station selection controls, vol., bass, treble and balance controls, push button control (loudness) control; illuminated tuning scale; AM ranges: MW 520-1640 Kc/s, LW 140-290 Kc/s, Continental TR 170-345 Kc/s; FM range 88-108 Mc/s with switched AFC. Operates on 200/250V A.C., 50 or 60 c/s. Size 17½ x 8 x 12in.

LASKY'S PRICE 59 Gns Post & Packing 20/-

A range of Hi-Fi Console Cabinets by the same famous manufacturer are available at almost ½ list price and may be seen at our Hi-Fi Audio Centres.

TWO BAND TRANSISTOR CAR RADIO BARGAIN! THE ROYAL CR-62

A new high quality imported all transistor superbet car radio that really breaks the quality/price barrier. A unique feature of this set are the four M/W band station preselection buttons which you yourself set to your own four favourite stations—this is in addition to full M/W band cover over 635-1605 Kc/s and full L/W band cover over 150-300 Kc/s (IF frequency 455 Kc/s). Externally adjustable aerial trimmers ensure maximum output. Six transistor (including one drift type) and one diode circuit provides powerful 2W output. The set is adjustable for use on either positive or negative ground 12V systems (external line fuse fitted). Standard mounting size 6½ x 8½ x 2in.—front panel 1in. larger all round—finished in anodised aluminium with black push buttons. Complete with mounting brackets, full installation instructions and 2 baffle boards (for round or elliptical speaker). Fully guaranteed.



LASKY'S PRICE £9.19.6 Post 5/-

6 x 4in. elliptical 8 Ω dynamic speaker 17/6 extra—Post FREE.

SPECIAL OFFER—LOCKING CAR AERIAL Model S3003 five section 402 extension heavy chrome telescopic wing mounting type with unique locking device to protect the antenna when closed. Complete with mounting bracket, lead and plug and two "keys". **LASKY'S SPECIAL PRICE 39/6** Post Free with the Royal CR-62. Sep. Post 2/6.

MICROPHONE BARGAIN

STC MODEL 414

A high quality omni directional moving coil microphone—suitable for use with sound reinforcement and P.A. systems, tape recorders, transistor amplifiers etc. Attractive grey moulded case for free standing or hand held use—size 2½ x 2½ x 2in. Complete with 6ft. of screened cable. New and unused in makers cartons—fully guaranteed.



Type A low imp. 200 Ω Lasky's Price £1.19.6 Post
Type B High imp. 50K Ω Lasky's Price £2. 5.0 2/-

NEW INTERNATIONAL TAPE

FAMOUS AMERICAN MADE BRAND TAPE AT RECORD LOW PRICES


3in. Message tape, 150ft. 2 6	5 1/2in. Long play, 1200ft. Acetate 12 6
3in. Message tape, 225ft. 3 9	5 1/2in. Standard play, 800ft. PVC 11 6
3in. Message tape, 300ft. 7 6	5 1/2in. Long play, 1200ft. Mylar ... 15 0
3 1/2in. Triple play, 600ft. Mylar 10 0	5 1/2in. Triple play, 2400ft. Mylar ... 45 0
4in. Triple play, 900ft. Mylar 17 6	7in. Standard play, 1200ft. Acet. 12 6
5in. Double play, 1200ft. Mylar 15 0	7in. Standard play, 1200ft. Mylar ... 19 6
5in. Long play, 900ft. Acetate 10 0	7in. Double play, 2400ft. Mylar ... 26 0
5in. Standard play, 600ft. PVC 8 6	7in. Long play, 1800ft. Acetate 15 0
5in. Triple play, 1800ft. Mylar 35 0	7in. Triple play, 3600ft. Mylar ... 50 0
5 1/2in. Double play, 1800ft. Mylar 22 6	

P. & P. 1/- extra per reel. 4 reels and over Post Free

Musicscassettes—over 200 titles in stock Philips, Mercury, Fontana, C.B.S., Pye. Reprise, W.B. Send S.A.E. for full list.

CONSTRUCTORS BARGAINS

THE SKYROVER De Luxe



7 transistor plus 2 diode superbet, 6 waveband portable receiver covering the full Medium Waveband and Short Waveband 31-94M and also 4 separate switched bandspread ranges, 13M., 16M., 19M. and 25M., with Band Spread Tuning for accurate Station Selection. The coil pack and tuning heart is completely factory assembled, wired and tested. Superbet, 470 Kc/s. All Mullard Transistors and Diodes. Uses 4 U2 batteries. 5in. Ceramic Magnet P.M. Speaker. 500 mW Output. Telescopic and Ferrite Rod Aerial. Tone Control. Volume Control. Tuning Control and Waveband Selector. In wood cabinet, size 11½ x 6½ x 3in. covered with washable material, plastic trim and carrying handle. Car aerial socket fitted.

Can now be built for **£8.19.6** Post 5/- extra

H.P. Terms: 60/- deposit and 11 monthly payments of 12/9. Total H.P.P. £10.0.3.

Four U2 batteries 3/4 extra.

Data 2/6 extra: refunded if you purchase the parcel. All components available separately.

LONG WAVEBAND COVER FOR THE SKYROVER

A simple additional circuit provides complete additional of the 1100/1950M. band (including 1500M. Light programme). This is in addition to all existing Medium and Short wavebands. All necessary components with construction data.

Only **10/-** extra Post Free. This conversion is suitable for receivers that have already been constructed.

SPECIAL PURCHASE—VALVE UHF TV TUNERS

Well known British makers surplus stocks. Now available for the first time to the Home Constructors. Add 2/6 Post and Packing on each.

In metal case size 4 x 6 x 1 1/2in. Fully tunable—complete with PC86 and PC88 valves. **LASKY'S PRICE 29/6** Without valves 7/6

NEW! LASKY'S CLEAR PLASTIC PANEL METERS



Precision made in Japan by HIOKI. Each meter boxed and fully guaranteed with all fixing nuts and washers. Sizes are of front panel. Add 1/6 Post on each.

Type KR-52 3 x 2 1/2in. (Illustrated)
1 mA DC 32/6 300 V DC 32/6
5 mA DC 32/6 500 μA 37/6
1 mA S Meter 39/6


Type MK-38A 2in. square
1 mA DC 22/6
5 mA DC 22/6
300 V DC 22/6
500 μA 27/6
1 mA S Meter 29/6
Type MK-45A 1 1/2in. square
1 mA DC 25/-
5 mA DC 25/-
300 V DC 25/-
500 μA 25/-
1 mA S Meter 35/-

Type KR-65 3 1/2 x 3 1/2in.
1 mA DC 38/-
5 mA DC 35/-
300 V DC 35/-
500 μA 42/6
1 mA S Meter 39/6
Type MK-65A 3in. square
1 mA DC 36/-
5 mA DC 35/-
300 V DC 35/-
500 μA 39/6
1 mA S Meter 37/6

TRANSISTOR FM TUNER CHASSIS

Fully tunable—range 88 to 108 Mc/s. Completely wired on printed circuit. 10.3 Mc/s. IF. 6 transistors and 3 diodes. Slow motion tuning drive. Size 6 1/2 x 4 x 2 1/2in. Operates from any 9V. D.C. source. Full data and circuit supplied.

LASKY'S PRICE £7.19.6 Post 5/- extra.



GORLER UT 340 FM/VHF TUNING HEART

Permeability tuned—covering 87 to 108 Mc/s. For use with one ECC85 valve. In metal case size 3 x 2 1/2 x 1 1/2in. Circuit supplied.

LASKY'S PRICE 15/11 Post 2/-, ECC85 valve 9/- extra.

TRANSISTORS ALL BRAND NEW AND GUARANTEED

GET 81, GET 85, GET 86 2/8; 873A, 874P 3/6; OC45, OC71, OC81D 4/8; OC44, OC70, OC76, OC81 5/6; (match pair 10/6); AF117, OC200 8/6; OC42, OC43, OC82D 7/6; OC201, OC204 15/-; OC205, PC206 19/6; OC28 24/8; OC75 8/-.

TRANSFILTERS by BRUSH CRYSTAL CO. Available from stock.

TO-01B 465 kc/s. ± 2 kc/s. | TO-02D 470 kc/s. ± 1 kc/s. **9/6 each**
TO-01D 470 kc/s. ± 2 kc/s. | TF-01B 465 kc/s. ± 2 kc/s. **Post 6d.**
TO-02B 465 kc/s. ± 1 kc/s. | TF-01D 470 kc/s. ± 2 kc/s.

Branches

207 EDGWARE ROAD, LONDON, W.2 Tel.: 01-723 3271

33 TOTTENHAM CT. RD., LONDON, W.1 Tel.: 01-636 2605

Open all day Saturday, early closing 1 p.m. Thursday

152/3 FLEET STREET, LONDON, E.C.4 Tel.: FLEet St. 2833

Open all day Thursday, early closing 1 p.m. Saturday

High Fidelity Audio Centres

42 TOTTENHAM CT. RD., LONDON, W.1 Tel.: 01-580 2573

Open all day Thursday, early closing 1 p.m. Saturday

118 EDGWARE ROAD, LONDON, W.2 Tel.: 01-723 9789

Open all day Saturday, early closing 1 p.m. Thursday

ALL MAIL ORDERS AND CORRESPONDENCE TO: 3-15 CAVELL ST., TOWER HAMLETS, LONDON, E.1 Tel.: 01-790 4821

BRADFORD Tel. 25349
10 North Parade. (Half-day Wed.)

BRISTOL 14 Lower Castle St. (Half-day Wed.) Tel. 22904

BIRMINGHAM 30/31 Gt. Western Arcade opp. Snow Hill Station CENTRAL 1279. No half-day

DERBY 26 Osmaston Rd. The Spot (Half-day Wed.) Tel. 41361

DARLINGTON 13 Post House Wynd (Half-day Wed.)

EDINBURGH 133 Leith Street (Half-day Wed.) Tel. Waverley 5766

GLASGOW 326 Argyle St (No half-day) Tel. CITY 4158
403 Sauchiehall Street. Opp. Locarno Tel. 332-1572
HULL 91 Paragon Street (Half-day Thursday) Tel. 20505



MAIL ORDERS TO: 102 Henconner Lane, Bramley, Leeds 13. No C.O.D. under £1. Terms C/W extra, or C.O.D. Postage 4/6 extra under £2. 5/9 extra under £5. Trade supplied. S.A.E. with enquiries please.

LEICESTER 32 High Street (Half-day Thurs.) Tel. 56420

LEEDS 5-7 County (Mecca) Arcade Briggate (No half-day) Tel. 28252

LIVERPOOL 73 Dale St. (No half-day) Tel. Central 3573

LONDON 238 Edgware Road, W2 (Half-day Thurs.) Tel. PAD 1829. 96 High Holborn, WC1 Tel. HOL 9874 (Half-day Sat.)

MANCHESTER (No half-day) 60A-60B Oldham St. Tel. Central 2778

MIDDLESBROUGH 106 Newport Road (Half-day Wednesday) Tel. 47096

NEWCASTLE UPON TYNE 41 Blackett Street Opp Fenwick's Store (Half-day Wed.) Tel. 21449

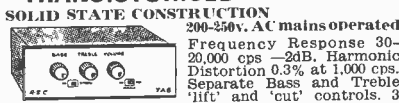
SHEFFIELD 13 Exchange Street Castle Market Bldgs. (Half-day Thursday) Tel. 20718



AUDIOTRINE PLINTHS for Record Playing Units. Teak finish out for Garrard 1000, 2000, 3000, AT8 Mk 2 AT60, SP25 or Goldring GL68. Available with clear Perspex cover as illustrated £5.19.11. complete.


RECORD PLAYING UNITS All types available On Credit Terms Ready for plugging in to Amplifier or Tape Recorder.
RP2 Consisting of Garrard SP25 fitted Goldring CS90 high compliance ceramic Stereo/Mono cartridge with dmix stylus, above. Only 19½ Gns.
RP3 As above but with Goldring Lenco GL68 Transcription unit and CS90 Cartridge. 26½ Gns.
Normally over £33. Carr. 15/- ONLY
RP3M with Pickering Magnetic Cartridge 34½ Gns.

RSC TAG 6 WATT HIGH FIDELITY TRANSISTORISED AMPLIFIER



SOLID STATE CONSTRUCTION 200-250V. AC mains operated Frequency Response 30-20,000 cps -2dB. Harmonic Distortion 0.3% at 1,000 cps. Separate Bass and Treble "lift" and "cut" controls. 3 Input sockets for Mike, Gram, Radio or Tape. Input Selector Switch. Output for 3-15 ohm speakers. Max Sensitivity 5mV. Fully enclosed enamelled case. 9 1/2 x 2 1/2 x 5 1/2 inches. Attractive brushed silver face plate 10 1/2 x 3 1/2 inches, and matching knobs. Complete kit of parts with full wiring diagrams and instructions. Carr. 7/6
Or factory built with 12 mths. guarantee £7.19.11. 6 Gns.

AUDIOTRINE HIGH FIDELITY SPEAKER SYSTEMS Consisting of matched 12in. 12,000 line, 15 ohm high quality speaker; cross-over unit and Tweeter. Smooth response and extended frequency range ensure surprisingly realistic reproduction. Standard 10 watt rating. Or Senior 20 watt inc. Fane 122/10 speaker 7 Gns. Carr. 8/9.

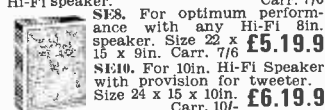


Tweeters R.A. 3 ohm or 15 ohm 25/9

HI-FI CATALOGUE AVAILABLE 4/6. Personal shoppers welcome. Open all day Sats. except High Holborn branch.

ALL LEADING MAKES OF HI-FI EQUIPMENT STOCKED Cash or Terms Full range Hi-Fi Furniture

HI-FI LOUSPEAKER ENCLOSURES All types of pleasing modern design acoustically lined and ported and beautifully finished in Light Teak or Walnut veneer. Credit terms available
JEB. Size 20 x 11 x 8in. Gives £4.19.9 pleasing results with any 8in. Carr. 7/6
SE18. For optimum performance with any Hi-Fi 8in. speaker. Size 22 x 11 x 8in. £5.19.9
SE10. For 10in. Hi-Fi Speaker with provision for tweeter. Size 24 x 15 x 10in. £6.19.9 Carr. 10/-



SE12. For outstanding performance with any 12in. Hi-Fi speaker. Cut for tweeter. Size 25 x 16 x 10in. 8 Gns. Carr. 10/-

NEW RANGE OF LINEAR HI-FI AMPLIFIERS IN STOCK

R.S.C. STEREO/TEN HIGH QUALITY AMPLIFIER

A complete set of parts for the construction of a unit giving 5 watts high quality output on each channel (total 10 watts). Sensitivity is 50 millivolts. Suitable all crystal or ceramic stereo heads. Ganged Bass and Treble Controls. Provision is made for use as straight (monaural) 10 watt amplifier. Valve line-up ECC83, ECC83, EL84, EL84, E281. Outputs for 2-3 ohm speakers. Point to point wiring diagrams and instructions supplied. Send S.A.E. for leaflet.
Or supplied factory assembled with 12 months' guarantee for 11 gns. £8.15.0
Terms: Dep. 36/- and 9 monthly payments 25/5 (Total £13.4.9). Carr. 11/6



R.S.C. STEREO/20 HIGH FIDELITY AMPLIFIER

PROVIDING 10/14 WATT ULTRA LINEAR PUSH-PULL OUTPUT ON EACH CHANNEL. SUITABLE FOR "MIKE", GRAM, RADIO OR TAPE. Employing valves ECC83, ECC83, ECL86, ECL86, ECL86, E281. Frequency Response: ±2dB 30-20,000 c.p.s. Hum Level: 65dB down. Sensitivity: 5 millivolts maximum. Harmonic Distortion: (each channel): 0.2%. ★ Four-position tone compensation and Input Selector Switch. ★ Stereo/Mono switch. ★ Will amplify direct from Tape Heads. ★ Neon panel indicator. ★ Handsome Perspex Frontplate. ★ Separate Bass "lift" and "cut" and Treble "lift" and "cut" controls. Output transformers are high quality sectionally wound to required specification. Output matching for 3 and 15 ohm spkrs on each channel. Complete set of parts, point-to-point wiring diagrams and instructions. Or factory assembled, tested and supplied with our usual 12 months guarantee. 19 Gns. Carr. 12/6
Or Deposit £3 and 9 monthly payments 43/2 (Total £22.8.6). Send S.A.E. for leaflet.



R.S.C. TFM1 TRANSISTORISED VHF/FM RADIO TUNER

Total cost of parts with detailed wiring diagrams and instructions. Carr. 10/- 12½ Gns.
Or factory built 15½ Gns. Or in Teak finished cabinet as illustrated 19½ Gns. Terms: Deposit £5 and 9 monthly payments 39/- Total £22.11.0.



★ High-sensitivity. ★ 200-250V. A.C. Mains operation. ★ Sharp A.M. Rejection. ★ Drift-free reception. ★ Output ample for any amplifier (approx. 500 m.v.). ★ Simple alignment instructions. ★ Output available for feeding tuning meter. ★ Output for feeding Stereo Multiplex. ★ Tuner head using Silicon Planar Transistors. ★ Designed for standard 80 ohm co-axial input. Made to visually match our Super 15 and 30 amplifiers and of the same high standard of performance and reliability. The pre-wired tuning head facilitates speed and simplicity of construction. Printed circuitry. Only first grade transistors and components used. Our latest product giving you the best at half the cost of comparable units. Stereo version available. 25½ Gns. Carr. 10/-

AUDIOTRINE HIGH FIDELITY LOUSPEAKERS

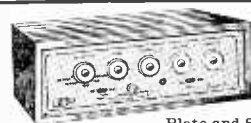
Heavy cast construction. Dual Cone for extended frequency range. Plastic treated surround giving low fundamental resonance. Response 40-18,000 c.p.s. Impedance 8 or 15 ohms. Post free.
HF810D 8in. 8 watt £3.19.9
HF810 8in. 10 watt £4.19.9
HF101D 10in. 12 watt £5.15.0
HF100D 10in. 15 watt 6 Gns.
HF120D 12in. 12 watt £4.15.0
HF121D 12in. 20 watt £6.15.0
HF127D 12in. 30 watt 9 Gns.



R.S.C. SUPER 15 HI-FI AMPLIFIER

FULLY TRANSISTORISED 200/250V. A.C. Mains. OUTPUT 10 WATTS R.M.S. cont. into 15 ohms. 15 WATTS R.M.S. cont. into 3-4 ohms. Maximum instantaneous Peak power output 28 watts. **SOLID STATE CONSTRUCTION.** LATEST MULLARD TRANSISTORS. AD149. OC12Z, OC81Z, OC44, OC44, OC81Z, OC44, AC107. 5 POSITION INPUT SELECTOR SWITCH EQUALISATION to Standard R.I.A.A. and C.C.I.R. Characteristics for Gram and Tape Heads. FULL TAPE MONITORING FACILITIES. SENSITIVITIES: Magnetic P.U. 4 mV. Crystal or Ceramic P.U. 400 mV. Microphone 4.5 mV. Tape Head 2.5mV. Radio/Aux or Ceramic P.U. 110mV. FREQUENCY RESPONSE: ±2dB 20-20,000 c.p.s. TREBLE CONTROL: +15dB to -14dB at 10 Kc/s. BASS CONTROL: +12dB to -15dB at 50 Gc/s. HUM LEVEL: -75dB. HARMONIC DISTORTION at 10 Watts R.M.S. 1,000 c.p.s. 0.25%. NEGATIVE FEEDBACK: 52dB. Complete Kit of parts with full constructional details and point to point wiring diagrams. Carr. 12/6
Supplied factory built 15½ Gns. Carr. 12/6. Terms: Deposit 49/- and 9 monthly payments 35/- (Total £18.4.0). Or fitted in standard walnut or Teak veneered cabinet as illustrated, 4 Gns. extra. ALL COMPONENTS ETC. ARE OF A HIGH STANDARD AND SUPPLIED BY LEADING BRITISH MANUFACTURERS.

TECHNICAL SPECIFICATIONS COMPARE MORE THAN FAVOURABLY with SIMILAR AMPLIFIERS AT TWICE THE COST



11½ Gns.

R.S.C. SUPER 30 STEREO AMPLIFIER

A DUAL CHANNEL VERSION OF THE SUPER 15. Employing Twin Printed Circuits. Close tolerance Ganged Pots. Matched Components. (2) 18 V. T.A.L.K. -52dB at 1,000 c.p.s. CONTROLS: 5 position Input Selector, Bass Control, Treble Control, Volume Control, Balance Control, Stereo/Mono Switch, Tape Monitor Switch, Mains Switch. INPUT SOCKETS (Matched Pairs). (1) Magnetic P.U. (2) Ceramic or Crystal P.U. (3) Radio/Aux. (4) Tape Head/Microphone. Operation of the Input Selector Switch assures appropriate equalisation. Right 18 V. Class. Size approx. 12in. Wide. 3in. High and 8in. Deep. Neon Panel Indicator. Attractive Facia Plate and Spun Silver Matching Knobs. Above facilities, etc., except for Ganging and Balance Control, apply also to Super 15.
THESE UNITS ARE EMINENTLY SUITABLE FOR USE WITH ANY MAKE OF PICK-UP OR MICROPHONE (Crystal, Ceramic, Magnetic, Moving Coil, Ribbon) CURRENTLY AVAILABLE. **STEREO SOUND QUALITY CAN BE OBTAINED BY USING WITH FIRST RATE ANCILLARY EQUIPMENT.** All required parts, point to point wiring diagrams and detailed instructions. Carr. 15/-
Unit factory built 26½ Gns. or deposit 83/9 and 9 monthly payments 59/3. (Total £30.17.0). Fitted cabinet as Super 15 30 Gns. Carr. 15/- or Deposit £4.15.6 and 9 monthly payments 67/- (Total £34.18.9). Send S.A.E. for leaflet.

LONDON-NEWCASTLE-GLASGOW New branches now open—see addresses

AUDIOTRINE HI-FI TAPE RECORDER KIT

REALISM AT INCREDIBLY LOW COST: S.A.E. for CAN BE ASSEMBLED IN AN HOUR. leaflet. ONLY 4 PAIRS OF SOLDERED JOINTS PLUS MAINS. Incorporating the latest Magnavox Tape Deck. The Audiotrine High Quality Tape Amplifier with switched equalisation for each of 3 speeds, High Flux P.M. Speaker, empty Tape Spool, a Reel of Best Quality Tape and a handsome Portable Cabinet of latest styling finished dark grey leathercloth. Size 14 1/2 x 17 x 8 1/2 in. and circuit. Purchased separately would total approx. £34. Performance equal to units in the £50-£60 class. Deposit 4 gns. and 9 mthly paym'ts 59/6 (Total 291 gns.). 4 Track Model 3 gns. extra. Carr. 19/6



26 1/2 Gns.

LINEAR TAPE PRE-AMPLIFIER. Type LP/1 Switched Equalisation. Positions for Recording at 1in., 3in., 7in. per sec., and Playback, EM84 Recording Level Indicator. Designed primarily as the link between a Magnavox 10 1/2 Gns. Tape Deck and Hi-Fi amplifier suitable most Tape Decks. Terms available.

R.S.C. 4/5 watt A5 HIGH GAIN AMPLIFIER



A highly-sensitive 4-valve quality amplifier for the home, small club, etc. Suitable for all crystal or ceramic P.U. heads and practically all "mikes". Separate Bass and Treble controls giving "lift" and "cut". Hum level 7dB down. Negative Feedback 15dB. Reserve power supply 300v 25 ma., 6.3v. 1.5a. for Radio Tuner or Tape Pre-amp. For A.C. mains 200-250v. Speaker output 3 ohms. Complete in every detail with fully punched enamelled chassis, point-to-point wiring diagrams and instructions. Or assembled ready for use 4 gns. plus 5/6 carr. **£4.17.9**

TAPE AMPLIFIERS 4-5 Watts output 200-250v. Mains A.C. Suitable for use with Magnavox 363 Decks. Switched equalisation. Originally 13 Gns. £6.19.11

R.S.C. A10 30 WATT ULTRA LINEAR HI-FI AMPLIFIER



Highly sensitive. Push-Pull high output, with Pre-amp./Tone Control Stages. Performance figures equal to most expensive amplifiers available. Hum level -70dB. Frequency response +3dB 30-20,000c/s. Specially designed sectionally wound ultra linear output transformer with 807 output valves. All first grade components. Valves EF86, EF86, ECC83, 807, 807, GZ34. Separate Bass and Treble Controls. Sensitivity 12 millivolts so that any kind of Microphone or Pick-up is suitable. Designed for Churches, Schools, Theatres, Dance Halls or Outdoor Functions, etc. For use with Electronic Organ, Guitar, String Bass, etc. Gram. Radio or Tape. Reserve L.T. and H.T. for Radio Tuner. Two inputs with associated volume controls so that two separate inputs such as Gram and "Mike" can be mixed. 200-250v. 500/5 A.C. mains. For use with Gram. Complete kit of parts fully punched chassis, point-to-point wiring diagrams and instructions. Supplied factory built with EL34 output valves. 12 months guarantee for 15 gns. If required perforated cover with carrying handles can be supplied for 21/-, Send s.a.e. for leaflet. **TERMS:** Deposit 48/- and 9 monthly payments of 33/7 (Total £17.10.3)

LOUDSPEAKER CORNER CONSOLE CABINETS Attractive design With polished Model M for 10" speaker Model S for 12" speaker and walnut finish. Size 28 x 19 x 12in. **59/11** Model S for 12" speaker and 5 Gns. tweeter. Size 31 x 22 x 14in.

R.S.C. A11 HIGH FIDELITY 12-14 WATT AMPLIFIER



PUSH-PULL ULTRA LINEAR OUTPUT "BUILT-IN" TONE CONTROL PRE-AMP. Two input sockets with associated controls allow mixing of "mike" and Gram, etc. High sensitivity Valves ECC83, ECC83, EL84, EL84, EZ81. High quality sectionally wound output transformer and reliable small condensers of original manufacture. **INDIVIDUAL CONTROLS FOR BASS AND TREBLE.** Frequency response +3dB 30-20,000c/s. Six negative feedback loops. Hum level -90dB. **SENSITIVITY 23 millivolts.** Suitable for Crystal or Ceramic P.U. all types "mikes". Complete kit of parts fully punched chassis, point-to-point wiring diagrams (or factory built). **TERMS:** Deposit 38/6 and 9 monthly payments of 25/9 (Total £13.8.3). Carr. 11/6. Send S.A.E. for leaflet.

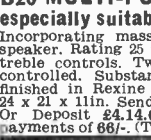
R.S.C. A11T TRANSISTORISED VERSION of above Complete Kit **9 Gns.** Carr. 9/6

R.S.C. BASS-REGENT 50 WATT AMPLIFIER



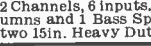
AN EXCEPTIONALLY POWERFUL HIGH QUALITY ALL-PURPOSE UNIT for lead, rhythm, bass guitar and all other musical instruments. For vocalists, gram, radio, tape, and general public address. *** UNUSUALLY POWERFUL LOUDSPEAKER COMBINATION** consisting of a **FANE HIGH FLUX 12in.** 30 watt unit PLUS a **FANE 12in.** 20 watt unit with extended frequency response. *** 4 Jack Inputs** and two Volume Controls for simultaneous use of up to 4 pick-ups or "mikes". *** Cabinets covered in two-tone Rexine/Vynair with gold trimming.** Fitted carrying handles. *** Separate Bass and Treble Controls** giving "lift" and "cut". **49 1/2 Gns.** Send S.A.E. for leaflet. Or call at one of our many branches and compare the Bass-Regent with units at three times the cost. Carr. 30/- Or deposit 27.17.8 and 9 monthly payments of 25.10.10. (Total 55 gns.)

B20 MULTI-PURPOSE AMPLIFIER especially suitable for Bass Guitar



Incorporating massive 15in. high flux loudspeaker. Rating 25 watts. Individual bass and treble controls. Two jack inputs separately controlled. Substantial cabinet attractively finished in Rexine and Vynair. Size approx. 24 x 21 x 11in. Send S.A.E. for leaflet. **29 1/2 Gns.** Or Deposit 24.14.6 and 9 monthly payments of 66/- (Total £34.8.6). Carr. 17/6.

G80 80 WATT AMPLIFIER



2 Channels, 6 inputs, Tremolo, 2 Columns and 1 Bass Speaker unit with two 15in. Heavy Duty Speakers. **99 Gns.** Carr. £3

R.S.C. BATTERY/MAINS CONVERSION UNITS



Type BM1. An all-dry battery eliminator. Size 9 1/2 x 4 1/2 in. approx. Completely replaces batteries supplying 1.5v. and 90v. where A.C. mains 200/250v. 50c/s is available. Complete kit with diagram 47/9 or ready for use 59/11.

G15 15 WATT AMPLIFIER for Lead or Rhythm Guitar, Vocal Groups, etc.

High-fidelity output. Separate bass and treble controls. Twin separately controlled inputs so that two instruments or "mike" and pick-ups can be used at the same time. Heavy Duty 12in. 20 watt Speaker. Cabinet covered in attractive Rexine/Vynair. Size 13 x 13 x 8in. Deposit 3 gns. Carr. and 9 monthly payments of 43/7 **19 1/2 Gns.** Carr. 15/- (Total £22.15.3). S.A.E. for leaflet

SELENIUM RECTIFIERS F.W. (Bridged)

All 6/12v. D.C. output. Max. A.C. input 18v. 1a. 3/11. 2a. 6/11. 3a. 9/9. 4a. 12/9. 6a. 15/9.

HEAVY DUTY SELENIUM RECTIFIERS 19/9

12v. 15 amps, F.W. (Bridged). Only

POWER PACK KIT

Consisting of Mains transformer. Metal Rectifier. Electrolytics, smoothing choke, chassis and circuit. 200/250v. A.C. 22/11 mains. Output 250v. 60mA 6.3v. 2a. Supplied with case in lieu of chassis 26/11. Or assembled 39/11.

R.S.C. COLUMN SPEAKERS

Covered in two-tone Rexine/Vynair. Ideal for vocalists and Public Address. 15 ohm matching. Type C58, 15-20 watts. Fitted five 8in. high flux speakers. Overall size approx. 42 x 19 x 6in. Or deposit 44/- and 9mthly pmts 34/9 (Total £18.1.6) **15 Gns.** Carr. 10/-
Type C412, 40 watts. Fitted four 12in. 12,000 line 10 watt speakers. Overall size 56 x 14 x 9in. approx. Carr. 15/- Or Deposit 23.13.0 and 9 monthly payments of 50/- (Total £26.3.0). **22 Gns.**

30 WATT HI-FI AMPLIFIER

For Guitar, Vocal or Instrumental Group
A 4 Input, 2 volume control Hi-Fi unit with Separate Bass and Treble controls. Latest valves. Strong Rexine covered cabinet with carrying handles. Attractive black/old perspex facia. For 200-250v. A.C. mains. For 3 or 15 ohm speaker. **17 Gns.** Carr. 12/6 for leaflet. Deposit 23 and 9 monthly payments of 37/5 (Total £19.16.0).

12in. HIGH QUALITY L' SPEAKERS

In teak veneered cabinets. 10 Watt Model. Gauss 12,000 lines. 3 or 15 ohms. Carr. 7/6 **5 Gns.**
20 Watt Model. 15 ohm. Size 42x13x10in. Gauss 12,000 lines. Rexine covered facia. **8 Gns.** Carr. 10/6
Terms available on both.

FANE HEAVY DUTY HI-FI SPEAKERS

122/10A Dual Cone. 12in. 20 watt. 15 ohms. Frequency range 40 to 18,000 c.p.s. Carr. 5/9 **£5.11.9**

LOUDSPEAKERS

Limited number at fraction of list price. Prices 15 ohms impedance. Brand new, guaranteed. Terms available.
12in. HEAVY DUTY 30 watts £7.19.9 Normally 13 approx.
15in. EXTRA HEAVY DUTY 40 watts 12 Carr. 15/- Massive units. Gauss 17,000 lines. Usually app. £19.

HIGH FIDELITY 12in. 10 WATT SPEAKERS 59/11

Flux Density 12,000 lines. Impedance 3 or 15 ohms

R.S.C. GRAM AMPLIFIER KIT. 4 watts output. Negative feedback. Controls: Vol., Tone and Switch. Mains operation 200-250v. A.C. Fully isolated chassis. Circuit, etc. supplied. Only 49/11.

TRANSISTOR SALE

Mullard OC71, OC72, OC81, 2/11, OC44, OC45, 3/11, OC75, 7/9, AF17 6/9. Post 6d. for 3.

JASON VHF/FM TUNER

Complete kit with valves. **£6.19.11**

MOVING COIL AMMETERS

Sangamo thermo-couple type 0.3-5A. Dia. 2 1/2in. Each **8/9**

R.S.C. MAINS TRANSFORMERS

FULLY GUARANTEED. Interleaved and Impregnated. Primary 200-250V. 50c/s. Screened. **MIDGET CLAMPED TYPE 2 1/2 x 2 1/2 in.**
250v. 60mA, 6.3v. 2a. 14/11
250v-250v. 60mA, 6.3v. 2a. 15/11
FULLY SHEROURED UPRIGHT MOUNTING
250v-250v. 60mA, 6.3v. 2a. 19/9
250v-250v. 100mA, 6.3v. 4a. 0.5-6.3v. 3a. 33/9
300v-300v. 100mA, 6.3v. 4a. 0.5-6.3v. 3a. 38/9
300v-300v. 130mA, 6.3v. 4a. c.t., 6.3v. 1a. 39/9
For Mullard 610 Amplifier. 41/9
350v-350v. 100mA, 6.3v. 4a. 0.5-6.3v. 3a. 33/9
350v-350v. 150mA, 6.3v. 4a. 0.5-6.3v. 3a. 42/9
425v-425v. 200mA, 6.3v. 4a. c.t., 6.3v. 3a. 67/9
425v-425v. 200mA, 6.3v. 4a. 6.3v. 5v. 3a. 69/9
450v-450v. 250mA, 6.3v. 4a. c.t., 6.3v. 3a. 79/9
TOP SHEROURED DROP-TROUGH TYPE
250v-250v. 70mA, 6.3v. 2a. 0.5-6.3v. 2a. 21/9
250v-250v. 100mA, 6.3v. 2a. 0.5-6.3v. 2a. 25/9
250v-250v. 100mA, 6.3v. 2a. 6.3v. 1a. 28/9
350v-350v. 80mA, 6.3v. 2a. 0.5-6.3v. 2a. 29/9
250v-250v. 100mA, 6.3v. 4a. 0.5-6.3v. 3a. 32/9
300v-300v. 100mA, 6.3v. 4a. 0.5-6.3v. 3a. 32/9
300v-300v. 130mA, 6.3v. 4a. 0.5-6.3v. 1a. 32/9
Suitable for Mullard 510 Amplifier. 39/9
350v-350v. 100mA, 6.3v. 4a. 0.5-6.3v. 3a. 32/9
350v-350v. 150mA, 6.3v. 4a. 0.5-6.3v. 3a. 39/11
ELEMENT OR TRANSISTOR POWER PACK TYPES
6.3v. 1.5a 6/9. 6.3v. 2a 7/9. 6.3v. 3a 9/8. 6.3v. 5a 19/9. 12v. 1a 8/9. 12v. 3a or 27v. 1.5a 19/9. 0.9-18v. 11a. 15/9. 0.12-25-42v. 2a 27/9.
CHARGER TRANSFORMERS 0-10v. 1 1/2, 18/11 2 1/2, 16/11, 3a, 18/11, 5a, 21/11, 6a, 25/11, 8a, 31/11
AUTO (STEP UP/STEP DOWN) TRANSFORMERS:
0-110/120v-200-250v. 50-500 watts. 14/9
150 watts, 29/11. 250 watts, 49/9. 500 watts, 99/9
OUTPUT TRANSFORMERS
Standard Pentode 5,000 Ω to 7,000 Ω to 3 Ω 7/9
Push-Pull 8 watts EL84 to 3 Ω or 15 Ω ... 11/9
Push-Pull 10 watts 6E5 to 3 Ω, 5, 8 or 16 Ω ... 21/9
Push-Pull EL84 to 3 or 15 Ω 10-12 watts. ... 19/9
Push-Pull Ultra Linear for Mullard 610, etc. 35/9
Push-Pull 15-18 watts, sectionally wound 6L6, KT66, etc., for 3 or 15 Ω ... 29/9
Push-Pull 20 watt high quality sectionally wound, EL34, 6L6, KT66, etc., to 3 or 15 Ω fully shrouded ... 55/9
SMOOTHING CHOKES
150mA, 7-10H, 250 Ω 12/9.
100mA, 10H, 300 Ω 9/11.
80mA, 10H, 350 Ω 7/9.
60mA, 10H, 400 Ω 4/11.



LINEAR

NEW RANGE OF SOLID STATE A.C. MAINS AMPLIFIERS

Employing only high grade components and transistors

If required an attractive wood cabinet with Satin Teak veneer finish can be supplied for any model. Price from **70s.**

LT55 6 WATT AMPLIFIER

A High Fidelity unit providing excellent results at modest output levels.


Frequency Response 30-20,000 cps—2dB

Sensitivity 5 mv (max)

Harmonic Distortion 0.5% at 1,000 cps.

Output for 3-8-15 ohm Loudspeakers.

Input Sockets for "Mike," Gram and Radio Tuner/Tape Recorder.



Recommended Retail price **8 gns**

Size 9 1/2" x 2 1/2" x 5 1/2 in.

Controls (5) Volume, Bass, Treble, Mains Switch, Input Selector Switch.

LTA15 15 WATT AMPLIFIER

High Fidelity Output switched inputs for Gram, "Mike," Tape, and Radio.


Frequency Response 10-40,000 cps—3dB

Bass Control +18dB to -16dB at 40 cps

Treble Control +17dB to -14dB at 14 Kc/s

Hum and Noise -80dB

Harmonic Distortion 0.2% at rated output.



Recommended Retail price **16 gns**

Size 9 1/2" x 3 1/2" x 5 1/2 in.

Output for 3-8-15 ohm Loudspeakers.

Please send a stamped addressed envelope for full descriptive details of above units, also TUNER|AMPLIFIERS STEREO and MONO

AVAILABLE FROM YOUR LOCAL HI-FI DEALER

Wholesale and Retail enquiries to:

LINEAR PRODUCTS LTD, ELECTRON WORKS, ARMLEY, LEEDS

LT66 12 WATT STEREO AMPLIFIER

A twin channel version of the LT55 providing up to 6 watts High Fidelity output on each channel.

Switched Input Facilities

Socket (1) Tape or crystal PU (2) Radio Tuner (3) Ceramic PU Microphone

Controls (6) Volume, Bass, Treble, Balance, Mains Switch, Input Selector Switch, Stereo/Mono Switch.

Facia Plate Rigid Perspex with black/silver background and matching black edged knobs with spun silver centres.



Recommended Retail price **15 gns**

Size 12 x 3 1/2 x 6 in.

PTA30 HI-FI PUBLIC ADDRESS AMPLIFIER


A successor to our popular Concord 30 watt unit.

Input Sensitivity 2 mv (max)

★ Output 30 watts.

★ Output Terminals or Loudspeaker or combination of Speakers with total impedance between 3 ohms and 30 ohms.

★ Three individually controlled Jack Inputs for mixing purposes.



Recommended Retail price **20 gns**

Size 12 x 3 1/2 x 6 in.

Housed in fully enclosed stove enamelled steel case.

Controls Vol (1) Vol (2) Vol (3) with mains switch, Treble "lift" and "cut". Bass "lift" and "cut"

AN IDEAL UNIT FOR VOCAL AND INSTRUMENTAL GROUPS SUITABLE FOR ANY KIND OF "MIKE" AND INSTRUMENT PICK-UP, ALSO FOR RADIO, TAPE OR GRAM.

YOURS FREE FOR 7 DAYS

The New 'Picture - Book' way of learning

BASIC

ELECTRICITY (5 Vols)

ELECTRONICS (6 Vols)

ELECTRONIC CIRCUITS (2 Vols)

INDUSTRIAL ELECTRICITY (2 Vols)

SYNCHROS & SERVOMECHANISMS (2 Vols)

You'll find it easy to learn with this outstandingly successful new pictorial method—the essential facts are explained in the simplest language, one at a time; and each is illustrated by an accurate cartoon-type drawing.

The books are based on the latest research into simplified learning techniques. This has proved that the Pictorial Approach to learning is the quickest and soundest way of gaining mastery over these subjects.

SPECIAL ANNOUNCEMENT
—NOW READY—
BASIC TELEVISION Pt. 1.
Price 22/- inc. postage.

Complete in two parts, publication date of Pt. 2 to be announced later. Available on 7 days free trial, see coupon.

TO SELRAY BOOK CO.
60 HAYES HILL, HAYES, BROMLEY, KENT

Please send me Without Obligation to Purchase, one of the above sets on 7 Days Free Trial. I will either return set, carriage paid, in good condition within 7 days or send the following amounts. Basic Electricity 70/-, Cash Price or Down Payment of 15/- followed by 4 fortnightly payments of 15/- each. Basic Electronics 82/-, Cash Price or Down Payment of 15/- followed by 5 fortnightly payments of 15/- each. This offer applies to UNITED KINGDOM ONLY. Overseas customers cash with order.

Tick set required (only ONE set allowed on free trial).

BASIC ELECTRICITY 70/- <input type="checkbox"/>	BASIC ELECTRONICS 82/- <input type="checkbox"/>
BASIC ELECTRONIC CIRCUITS 40/- <input type="checkbox"/>	<input type="checkbox"/>
BASIC INDUSTRIAL ELECTRICITY 40/- <input type="checkbox"/>	<input type="checkbox"/>
BASIC SYNCHROS & SERVOMECHANISMS 38/- <input type="checkbox"/>	<input type="checkbox"/>
BASIC TELEVISION PART 1 22/- <input type="checkbox"/>	<input type="checkbox"/>

All prices include postage

Signature

(If under 21, signature of parent or guardian)

NAME

FULL POSTAL ADDRESS

BLOCK LETTERS BELOW


POST NOW FOR THIS OFFER!

Peerless

HI-FI BAFFLE SPEAKER SYSTEMS FOR MONO OR STEREO

The new Peerless systems are engineered to the high quality standards that have made Peerless pre-eminent in high-fidelity design over the past years. Our experience, together with the most careful selection of materials and strictest manufacturing controls, assure performance of highest quality.

All the speaker systems are mounted and wired on a front board covered with plastic fabric grille and ready for cabinet mounting. Available in 4Ω, 8Ω or 16Ω impedance.



4-30 PABS

4-30 PABS (also available as KIT, see below). Is a 3-way speaker system consisting of 4 speakers and crossover network. Max. Power Input: 30 Watts. Frequency Range: 30-18000 c.p.s. in 50 litres (1.75 cu. ft.) cabinet. Speakers: Woofer D 120 W special. Mid Range O 570 MRC. Tweeters 2 x MT 25 HFC. Crossover Frequencies: 500 and 3500 c.p.s. Dimensions (inside) for 50 litres cabinet: Approximately 24¹³/₁₆ x 13³/₈ x 9¹/₂ in. (630 x 340 x 234 mm). Brown coloured plastic fabric grille.

2-8 PABS (also available as KIT, see below). Is a 2-way speaker system consisting of 2 speakers and crossover network. Max. Power Input: 8 Watts. Frequency Range: 50-18000 c.p.s. in 16 litres (0.57 cu. ft.) cabinet. Speakers: Woofer B 65 W. Tweeter MT 25 HFC. Crossover Frequency: 4000 c.p.s. Dimensions (inside) for 16 litres cabinet: Approximately 15⁵/₁₆ x 9³/₈ x 6¹/₂ in. (395 x 245 x 165 mm). Specify grey or golden coloured plastic fabric grille.

2-10 PABS (not available as KIT). Is a 2-way speaker system consisting of 2 speakers and crossover network. Max. Power Input: 10 Watts. Frequency Range: 50-18000 c.p.s. in 6.5 litres (0.23 cu. ft.) cabinet. Speakers: Woofer O 525 WL. Tweeter MT 20 HFC. Crossover Frequency: 3500 c.p.s. Dimensions (inside) for 6¹/₂ litres cabinet: Approximately 9¹⁵/₁₆ x 6¹/₂ x 6⁹/₁₆ in. (252 x 158 x 167 mm). Dark coloured plastic fabric grille.

3-15 PABS (also available as KIT, see below). Is a 3-way speaker system consisting of 3 speakers and crossover network. Max. Power Input: 15 Watts. Frequency Range: 45-18000 c.p.s. in 30 litres (1.06 cu. ft.) cabinet. Speakers: Woofer P 825 W. Mid Range GT 50 MRC. Tweeter MT 20 HFC. Crossover Frequencies: 750 and 4000 c.p.s. Dimensions (inside) for 30 litres cabinet: Approximately 20¹/₂ x 8³/₈ x 10¹/₂ in. (515 x 218 x 270 mm). Specify grey or golden coloured plastic fabric grille.

3-25 PABS (also available as KIT, see below). Is a 3-way speaker system consisting of 3 speakers and crossover network. Max. Power Input: 25 Watts. Frequency Range: 40-18000 c.p.s. in 100 litres (3.5 cu. ft.) cabinet. Speakers: Woofer CM 120 W. Mid Range G 50 MRC. Tweeter MT 20 HFC. Crossover Frequencies: 750 and 4000 c.p.s. Dimensions (inside) for 100 litres cabinet: Approximately 25 x 15 x 16¹/₂ in. (635 x 380 x 412 mm). Specify grey or golden coloured plastic fabric grille.

Peerless LOUSPEAKER SYSTEMS IN KITS FOR MONO AND STEREO


If you want to spend a little extra time to establish your high-fidelity sound system and at the same time save money, you can get four of our PABS systems in KITS. A KIT system consists of speakers, crossover network, drawing of cabinet as well as mounting instruction, but without baffle. Available in 4Ω, 8Ω or 16Ω impedance.



4-30 KIT

Peerless HI-FI CABINET SPEAKERS FOR MONO AND STEREO

A trio of 2-way and 3-way compact speaker systems in oiled teak cabinets of bookshelf type, Danish design and technique at its very best. Available in 4Ω, 8Ω or 16Ω impedance.



2-10A MEDIUM SIZE SYSTEM

2-10 COMPACT SYSTEM

Is a 2-way speaker system in cabinet with dark coloured plastic fabric grille. Combines one special woofer (5¹/₂ in.), one closed-back tweeter (2 in.) and a crossover network. Crossover Frequency: 3500 c.p.s. Frequency Range: 50-18000 c.p.s. Power Capacity: 10 Watts. Cabinet Size: 10¹/₂ x 6⁷/₁₆ x 8¹/₂ in. (260 x 156 x 213 mm).

2-10A MEDIUM SIZE SYSTEM

Is a 2-way speaker system in cabinet with brown coloured plastic fabric grille. Combines one special woofer (6³/₈ x 10¹/₂ in. elliptical), one closed-back tweeter (2¹/₂ in.) and a crossover network. Crossover Frequency: 3500 c.p.s. Frequency Range: 40-18000 c.p.s. Power Capacity: 10 Watts. Cabinet Size: 19¹/₂ x 9¹/₈ x 10¹/₂ in. (500 x 250 x 270 mm).

4-30 MONITOR SYSTEM

Is a 3-way speaker system in cabinet with brown coloured plastic fabric grille. Combines one special woofer (12 in.), one special mid range (5 x 7 in. elliptical), two closed-back tweeters (2¹/₂ in.) and a crossover network. Crossover Frequencies: 500 and 3500 c.p.s. Frequency Range: 30-18000 c.p.s. Power Capacity: 30 Watts. Cabinet Size: 25⁹/₁₆ x 14³/₁₆ x 11¹/₂ in. (650 x 360 x 300 mm).

MADE BY

PEERLESS FABRIKKERNE A/S

COPENHAGEN . DENMARK

Distribution in the U.K. by
C. E. Hammond & Co. Limited — 90 High Street,
Eton Windsor, Berkshire

Please send me details of Peerless

CABINET SPEAKERS PABS KITS

Mr.

Address

Post to C. E. Hammond & Co. Ltd., 90 High Street,
Eton Windsor, Berkshire.

October/PW/1967

HI-FI AMPLIFIERS — TUNERS — RECORD PLAYERS

20+20
STEREO
AMP.
AA-22U



GARRARD
PLAYER
AT-60



10W
POWER
AMP.
MA-12



9+9W
STEREO
AMP.
S-99



TRANSISTOR MIXER. Model TM-1. Four channels. Battery operated. Kit £11.16.6. Assembled £16.17.6

TRANSISTOR STEREO AMPLIFIER. Model AA-22U. 20 + 20W ± 1dB over 15 to 30,000 c/s into 8Ω. 5 stereo inputs each channel. Versatile controls. 20 transistor, 10 diode circuit. Modern low silhouette styling . . . matches AFM-1. AFM-2 Tuners. Kit £39.10.0. Assembled £57.10.0 (Cabinet £2.5.0 extra).

GARRARD AUTO/RECORD PLAYER. Model AT-60, less cartridge £14.12.10. With Decca Deram pick-up £19.7.4 incl. P.T.

LOW-COST MONO AMPLIFIER. Model MA-5. 5W. Built in pre-amp. Inputs for Gram, Radio. Separate bass, treble, volume controls. Easy printed circuit construction. Modern functional appearance. Kit £11.9.6. Assembled £15.15.0

HI-FI MONO AMPLIFIER. Model MA-12. 10W output, wide freq. range, low distortion. Use with control units. Models UMC-1 (Mono) or USC-1 (Stereo). Kit £12.18.0 Assembled £16.18.0

CONTROL UNITS. Mono, UMC-1. Kit £9.2.6. Assembled £14.2.6. Stereo, USC-1. Kit £19.19.0. Assembled £27.5.0.

DE LUXE STEREO AMPLIFIER. Model S-33H. 3 + 3W output. Three stereo inputs . . . ceramic/crystal pickup, radio tuner and aux. Separate bass, treble, volume and balance controls. Easy printed circuit construction. Attractive styling. Kit £15.17.6 Assembled £21.7.6

HI-FI STEREO AMPLIFIER. Model S-99. 9 + 9W output. Ganged controls. Stereo/Mono gram, radio and tape inputs. Push-button selection. Printed circuit construction. Matches FM-4U and AFM-1 tuners in styling. Kit £28.9.6 Assembled £38.9.6



ENJOY YOURSELF & SAVE MONEY

Finished models provide years of superlative performances

HIGH PERFORMANCE CAR RADIO CR-1



Superb long and medium wave entertainment wherever you drive. Complete your motoring pleasure with this compact outstanding unit.

● 8 Latest semi-conductors (6 transistors, 2 diodes) ● For 12 volt positive or 12 volt negative earth systems ● Powerful output (4 watts) ● Pre-assembled and aligned tuning unit ● Push-button tone and wave change controls ● Positive manual tuning ● Easy circuit board assembly ● Instant operation, no warm-up time ● Tastefully styled to harmonise with any car colour scheme ● High quality output stage will operate two loudspeakers if desired. Can be built for a total price.

Kit (less spkr.) £12.17.0 incl. P.T. (6" x 4" LS £1.4.5 extra).

RADIOS



Oxford

"OXFORD" LUXURY PORTABLE Model UXR-2. 7 transistor, 3 diode circuit. 7" x 4" LS. Push button LW/LM and Tone. Specially designed for use as a domestic or personal portable receiver. Many features, including solid leather case.

Kit £14.18.0 incl. P.T.

TRANSISTOR PORTABLE. Model UXR-1. Pre-aligned I.F. transformers. printed circuit. Covers L.W. and M.W. Has 7" x 4" loudspeaker. Real hide case.

Kit £12.11.0 incl. P.T.



UXR-1

JUNIOR EXPERIMENTAL WORKSHOP Model EW-1. More than a toy! Will make over 20 exciting electronic devices, incl.: Radios, Burglar Alarms, etc. 72 page Manual. The ideal present!

Kit £7.13.6 incl. P.T.

TRANSISTOR STEREO FM TUNER. Elegantly designed to match the Stereo Amplifier, model AA-22U seen above. Many special features include built-in power supply. Available in two units sold separately, can be built for a TOTAL PRICE KIT (STEREO) £24.18.0 incl. P.T. Cabinet £2.5.0 extra. (MONO) version £20.19.0 Kit.

WHEN IN LONDON VISIT THE HEATHKIT CENTRE

233 Tottenham Court Road, W.1
We open MONDAY-FRIDAY 9 a.m.-5.30 p.m.
SATURDAY 9 a.m.-1.0 p.m.
Telephone No.: 01-636-7349

WHEN YOU ARE IN TOWN, WE HOPE YOU WILL VISIT US THERE

TEST INSTRUMENTS

Our wide range includes:

3" LOW-PRICED SERVICE OSCILLOSCOPE. Model OS-2. Compact size 5" x 7 3/8" x 12" deep. Wt. only 9 1/2 lb. "Y" bandwidth 2 c/s-3 Mc/s ± 3dB Sensitivity 100mV/cm. T/B 20 c/s-200 kc/s in four ranges, fitted mu-metal CRT Shield. Modern functional styling.

Kit £23.18.0 Assembled £31.18.0

5" GEN.-PURPOSE OSCILLOSCOPE. Model 10-12U. An outstanding model with professional specification and styling. "Y" band width 3c/s-4.5 Mc/s ± 3dB. T/B 10 c/s-500 kc/s. Kit £35.17.6. Assembled £45.15.0

DE LUXE LARGE-SCALE VALVE VOLTMETER. Model 1M-13U. Circuit and specification based on the well-known model V-7A but with many worth-while refinements, 6" Ernest Turner meter. Unique gimbal bracket allows operation of instrument in many positions. Modern styling.

Kit £18.18.0 Assembled £26.18.0

VALVE VOLTMETER. Model V-7A. 7 voltage ranges d.c. volts to 1,500 A.C. to 1,500 r.m.s. and 4,000 peak to peak. Resistance 0.1Ω to 1,000MΩ with internal battery. D.C. input resistance 11MΩ. dB measurement, has centre-zero scale. Complete with test prods, leads and standardising battery.

Kit £13.18.6 Assembled £19.18.6

MULTIMETER. Model MM-1U. Ranges 0-1.5V to 1,500V a.c. and d.c.; 150μA to 15A d.c.; 0.2Ω to 20MΩ 4 1/2" 50μA meter.

Kit £12.18.0 Assembled £18.11.6

R.F. SIGNAL GENERATOR. Model RF-1U. Up to 100 Mc/s fundamentals and 200 Mc/s on harmonics. Up to 100mV output. Large accurate, calibrated dial scales. Factory wired and aligned coil and band switch assemblies. Ideal for the service shop. Kit £13.18.0. Assembled £20.8.0.

TV ALIGNMENT GENERATOR. Model HFV-1. Covers 3-6 Mc/s—220 Mc/s with 0-42 Mc/s max. sweep width. Stable all-electronic sweep circuit. Built-in marker oscillators—5 Mc/s crystal and 20 to 60 Mc/s variable. AGC circuit. Positive action return trace blanking. Kit £38.18.0. Assembled £49.15.0.

TRANSISTOR POWER SUPPLY. Model IP-20U. Up to 50V, 1.5A output ideal for Laboratory use. Compact size. Kit £35.8.0 Assembled £47.8.9



OS-2



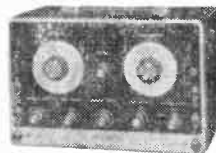
VVM, 1M-13U



V-7A



RF-1U



HFV-1

Prices and specifications subject to change without notice

VALVE TUNERS



TUNERS
← FM
AM/FM →

★ **HI-FI FM TUNER. Model FM-4U.** Covers 88-108 Mc/s. Fly-wheel tuning. Pre assembled and aligned. R.F. tuning unit (£2.15.0 incl. P.T.) with I.F. output of 10.7 Mc/s and I.F. amplifier unit, with power supply and valves (£13.13.0). For free standing or cabinet mounting. Total Kit £16.8.0

★ **HI-FI AM/FM TUNER. Model AFM-1.** Covers AM 16 to 50 200-550 and 900-2000 metres FM 88-108 Mc/s. Pre-aligned Tuning Heart (AFM-T1—£4.13.6 incl. P.T.) and I.F. amplifier (AFM-A1—£22.11.6). Printed circuit board, 8 valves. Built-in power supply. Total Kit £27.5.0


★ Models available in two units for your convenience.

MULTIPLEX DECODER, Model SD.1. Convert above models to stereo at low cost. Transistorised circuit. Self powered. Compact, matching unit. Kit £8.10.0. Assembled £12.5.0.

LATEST MODELS



STEREO AMPLIFIER, TS-23



AVON SPEAKER

Low-priced 3 + 3 watt TRANSISTOR AMPLIFIER, TS-23

Breaks the price barrier in quality stereo amplifier cost. Incorporates all the essential features for good quality reproduction from gram, radio and other sources. 3W rms (15Ω) each channel. Good frequency response. Modern, compact, slim-line styling. Ganged controls, 6 position selector switch. 16 transistor, 4 diode circuit. Walnut veneered cabinet, optional extra. Kit (Amplifier) £17.15.0 Cabinet £2.0.0 extra.

Good performance from a Mini speaker with the 'AVON' BOOKSHELF SPEAKER SYSTEM. Occupies the minimum space consistent with first class reproduction. Only 7½" x 13¼" x 8¾" deep. Two special speakers 6½" BASS, 3¾" HF unit and crossover network. Kit £4.18.0 incl. P.T. Walnut veneered, Fully finished cabinet, kit £8.18.0. TOTAL PRICE KIT £13.16.0 incl. P.T.

Build Britain's Best Electronic Kits



No special kit-building skills or Electronic knowledge required

SPEAKER SYSTEMS



SSU-1



Berkeley

HI-FI SPEAKER SYSTEM. Model SSU-1. Ducted-port bass reflex cabinet "in the white". Two speakers. Vertical horizontal models with legs, Kit £12.12.0 without legs, Kit £11.17.6 incl. P.T.


THE BERKELEY SLIM-LINE SPEAKER SYSTEM, fully finished walnut veneered cabinet for faster construction. Special 12" bass unit and 4" mid/high frequency unit. Range 30-17,000 c/s. Size 26" x 17" only 7¾" deep. Modern attractive styling. Excellent value. Kit £19.10.0 Assembled £24.0.0

COTSWOLD SPEAKER SYSTEMS. Outstanding performance for price. **MFS:** Size 36" x 16½" x 14" deep. Kit £25.12.0 Assembled £33.17.0 **STANDARD:** Size 26" x 23" x 14½" deep. Kit £25.12.0 Assembled £33.17.0

- Deferred terms available in UK over £10.
- Extended terms over £75 UK only.
- Full specification sheet of any model available upon request.
- Prices quoted are Mail Order, retail prices in general slightly higher.

New! Portable Stereo Record Player, SRP-1

Automatic playing of 16, 33, 45 and 78 rpm records. All transistor—cool instant operation. Dual LP/78 stylus. Plays mono or stereo records. Suitcase portability. Detachable speaker enclosure for best stereo effect. Two 8in. x 5in. special loudspeakers. For 220-250v ac mains operation. Overall cabinet size 15⅞" x 3¾" x 10½in.




Compact, economical stereo and mono record playing for the whole Family—plays anything from the Beatles to Bartok. All solid-state circuitry gives room filling volume.

Kit £27.15.0 Assembled price on request.

"AMATEUR" EQUIPMENT

80-10m TRANSMITTER, DX-40U. Power inputs 75W. C.W., 60W peak CC phone. Output 40W to aerial. Provision for VFO. Kit £29.19.0 Assembled £41.8.0



DX-40U

AMATEUR BANDS RECEIVER Model RA-1. To cover all the Amateur Bands from 160-10 metres. Many special features, including: half-lattice crystal filter; 8 valves; signal strength "S" meter; tuned R.F. Amp. stage. Kit £39.6.6 Assembled £52.10.0



RA-1

160-10M TRANSMITTER, Model DX-100U. Careful design has achieved high performance and stability. Completely self-contained. Kit £81.10.0 Assembled £106.15.0



Send for this Catalogue it's FREE

36 pages, many models in colour... Hi-Fi Audio, Radio... Amateur gear, Britain's largest selection of top quality, electronic kits.

Mail for your own copy Today! →

To DAYSTROM LTD, Gloucester. Tel. Glos. 20217.
Please send me FREE CATALOGUE YES/NO
Further details of model(s).....

NAME

ADDRESS

DEPT. P.W.10

Adamin

MICRO SOLDERING INSTRUMENTS

New revised range

6 models

5 WATTS to 24 WATTS

- HIGH PERFORMANCE

325/400°C. Some models 450°C.

- MINIATURE

Overall lengths $6\frac{1}{4}$ in. to $7\frac{1}{4}$ in.
Maximum handle dia. $\frac{7}{16}$ in.

- LIGHT

Weights from $\frac{1}{2}$ oz. to 1oz. without flex

- RAPID HEATING

30 seconds to 2 minutes

- WIDE RANGE OF BITS

Tips $\frac{3}{16}$ in. (.047) to $\frac{1}{4}$ in. dia.

BITLOOS anti-seize compound
really does prevent bits sticking.
Available in 2-oz. tubes.

PLEASE ASK FOR NEW COLOUR CATALOGUE

LIGHT SOLDERING DEVELOPMENTS LTD

28 Sydenham Road, Croydon, CR9 2LL

Telephone: 01-688-8589 & 4559



WIRECOMP ELECTRONICS

AUTUMN SALE FAMOUS JASON EQUIPMENT AT UP TO 50% BELOW LIST!

The high performance of this top grade equipment is internationally known—NOW due to Wirecomp's massive purchase available at up to half the original list price.

ALL MODELS FOR HOME ASSEMBLY UNLESS STATED

FMT 1 FM Tuner (illustrated)

List Price £6.15.0

SALE PRICE £3.7.6



FMT2 Powered FM Tuner

List price £10.19.6

SALE PRICE £5.10.0

FMT2 Unpowered FM Tuner

List Price £8.15.0

SALE PRICE £4.7.6

FMT3 Powered Fringe FM Tuner

List Price £12.19.6

SALE PRICE £6.10.0

FMT3 Unpowered Fringe FM Tuner

List Price £9.19.6

SALE PRICE £5.0.0


FMT4 Fringe FM Tuner

(illustrated) As powered

FMT3 but factory built and tested.

List Price £20.0.4

Sale Price £12.12



JTV2 Switched TV and FM Tuner

List Price £15.19.6

SALE PRICE £8.0.0

MERCURY II As JTV2 but unpowered.

List Price £11.11.0

SALE PRICE £5.19.6

JTL Stereo Tape Link Preamp

List Price £22.1.0

SALE PRICE £11.11.0

Add 5/- Post on each item. Instruction books supplied. NOTE: A few only of the above items are available fully built and tested TO PERSONAL CALLERS ONLY. ALSO a few items of Jason Test Equipment available FOR CALLERS ONLY.

Maker's Surplus 7 Transistor

Radio Chassis

Fully built. 500mW output. Covers 180-576M

Medium Wave and 31-94M Short Wave plus

4 band spread ranges. 5in. speaker fitted. Uses 4 x U2 batteries. Less cabinet.

SALE PRICE £4.19.6 (Today's value 32/6)

Post 3/6

High Quality Speaker Enclosure

Made by famous British manufacturer. Soundedly constructed from 1in. chip board and finished in polished medium mahogany with attractive Tygan acoustic grille. Interior fully lagged and vented. Baffle is cut for 10 x 6in. speaker and 2½in. tweeter. Size: 26 x 11 x 11in. Absolutely perfect.

SALE PRICE 39/6

(less speakers)

Carr. & Pack. 7/6.

Water Temperature Thermostats

British made, orig. for use in high quality washing machine, range adjustable between 114°F and 230°F. Rating 200/250V A.C., 20 amps (also D.C. up to 125 V.A.). Size 2½ x 1½ x 1½ with 18in. capillary tube and 6in. bulb. Single hole fixing. 3/16in. spindle.

SALE PRICE 9/11

(Today's value 32/6)

Post free

DON'T DELAY — ALL ITEMS SUBJECT TO AVAILABILITY

PERSONAL CALLERS TO:

48 TOTTENHAM CT. RD., W.1 Tel: 01-636 0647

MAIL ORDERS TO:

378 HARROW ROAD, PADDINGTON, LONDON, W.2.

INCREASE YOUR KNOWLEDGE



RADIO TELEVISION ELECTRONIC ENGINEERING

MEMBER OF THE ASSOCIATION
OF BRITISH CORRESPONDENCE COLLEGES

CHOOSE THE RIGHT COURSE FROM
RADIO AND TELEVISION ENGINEERING,
INDUSTRIAL TELEVISION, RADIO AND
TELEVISION SERVICING, ELECTRONICS,
COMPUTERS AND PROGRAMMING,
ELECTRONIC TECHNICIANS, SERVOMECH-
ANISMS, TELEMETRY, CLOSED CIRCUIT TV,
INSTRUMENTATION, AND PRINCIPLES OF
AUTOMATION.

ALSO EXAMINATION COURSES FOR:

Inst. of Electronic and Radio Engineers
C. & G. Telecommunication Techns' Cert.
C. & G. Supplementary Studies
R.T.E.B. Radio/TV Servicing Cert.
P.M.G. Certificates. Radio Amateurs' Exam.

LEARN AS YOU BUILD

Practical Radio Courses: Gain a sound knowledge of Radio as you build YOUR OWN 5-valve superhet Receiver and Transistor Portable, Signal Generator, Multitester and professional type valve voltmeter. At the end of the course you have valuable practical equipment and a fund of personal knowledge and skill. ICS Practical Radio and Electronic Courses open a new world to the keen amateur.

THERE IS AN **ICS** COURSE FOR YOU

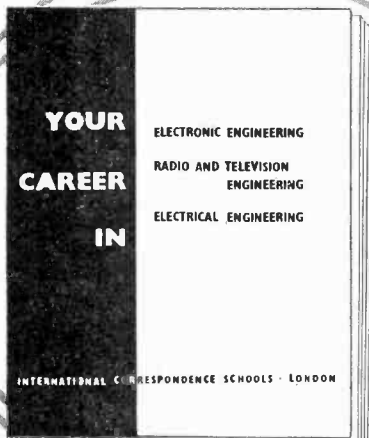
Whether you need a basic grounding, tuition to complete your technical qualifications, or further specialized knowledge, ICS can help you with a course individually adapted to your requirements.

There is a place for you among the fully-trained men. They are the highly paid men—the men of the future. If you want to get to the top, or to succeed in your own business, put your technical training in our experienced hands.

ICS Courses are written in clear, simple and direct language, fully illustrated and specially edited to facilitate individual home study. You will learn in the comfort of your own home—at your own speed. The unique ICS teaching method embodies the teacher in the text; it combines expert practical experience with clearly explained theoretical training. Let ICS help you to develop your ambitions and ensure a successful future. Invest in your own capabilities.

FILL IN AND POST THIS COUPON TODAY

You will receive the FREE ICS Prospectus listing the examination, and ICS technical courses in radio television and electronics PLUS details of over 150 specialised subjects.



PLEASE SEND FREE BOOK ON

NAME


ADDRESS

.....

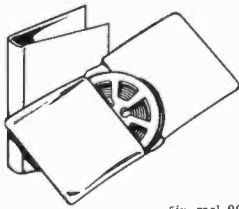
OCCUPATION AGE

INTERNATIONAL CORRESPONDENCE SCHOOLS
Dept. 171, INTERTEXT HOUSE, PARKGATE ROAD, London, SW11
10/67

BARGAIN OPPORTUNITIES



FREE LIBRARY WALLET ONLY FROM T.R.S.



With each reel of this tape by an internationally famous manufacturer we give you a beautifully made wallet strongly made in simulated leather with space for a reel of tape each side. This is professional quality full frequency tape with metallised leader/stop folds. These library wallets solve once and for all the problems of storing tapes efficiently and tidily.

7in. reel 1800ft. 22/6 with wallet
 5in. reel, 900ft. 12/6 with wallet
 5 1/2in. reel, 1200ft. 17/6 or 7in. reel 1200ft. with wallet

GARRARD UNITS & PLINTHS

LM 3000 Record Player with 9T.A. Stereo Cartridge. Brand new as from factory ... 8 gns.

AT.60 Mk II De-luxe Auto-changer, die-cast turntable. Less cartridge £10.19.6

SP.25 De-luxe single record player, die-cast turntable. Less cartridge 9j gns.

Packing and carriage on any one of above 7/6 extra.

Garrard Plinth. Ideal mounting for the Garrard Units offered here. Will readily suit any hi-fi set-up. In fine Teak. Complete with useful soft plastic dust cover. Packing and carriage 5/- 75/-

Garrard clear-view rigid perspex cover (carriage 3/6) 57/6

Garrard Mono Cartridges from 15/-; Stereo from 25/-.

T.R.S. MULLARD AMPLIFIERS STEREO 10-10

Valve amplifier to exact Mullard spec. With pre-amp tapped o/p transformer 3 and 15Ω, all controls, H.T. and L.T. outlet, mono, stereo and speaker phase switching. Complete with eucytecon, knobs, plugs, etc. Ready built. £20.0.0 (p. & p. 12/6)



Kit form due shortly (p. & p. 12/6) £17.10.0

3-3 MONO

3 valve 3W amplifier with controls, absolutely complete kit including panel, knobs, etc. (p. & p. 7/6) £7.10.0

5-10 MONO

5 valve, 10W basic amplifier kit complete. £9.19.6 (p. & p. 7/6) with passive control network and panel £11.19.6 2 valve pre-amp kit £6.12.6

7 VALVE AM/FM RG REPLACEMENT CHASSIS

A superbly powerful high performance instrument for the keenest enthusiasts. Provides tuning on long, medium and F.M. wavebands. Excellent sensitivity. Permeability tuning on F.M. Large clear dial. A.V.C., good neg. feedback. Magic eye. 3W output. A.C. 200/250V. Circuit diagrams available. Aligned, tested and ready for use (Carr. and insurance 7/6). S.A.E. brings full details. £3.19.6

VEROBOARD—All standard sizes including 2 1/2in. x 3in. 3/8; 2 1/2in. x 3 1/2in. 3/4; 3 1/2in. x 5in. 5/8; 3 1/2in. x 3 1/2in. 3/8; 3 1/2in. x 17in. 12/8. All accessories and tools in stock.

RESISTORS—Modern ratings, full range 10 ohms to 10 megohms. 10% ± 1/4W, 4d. each; 20% 1W, 6d. each; 2W, 9d. each; 5% Hi-stab. 1/4W, 5d. each; 1/2W, 8d. each; 1-2-10 meg. 10% 1/4W, 4d. each; 1/2W, 5d. each. 1% Hi-stab. 1/4W, 1/6 each (below 100Ω, 2/- each).

WIREWOUND RESISTORS—25Ω to 10kΩ 5W, 1/6 each; 10W, 1/9 each; 15W, 2/3 each.

CONDENSERS—Silver Mica. All values 2pF to 1,000pF, 6d. each. Ditto ceramics. 9d. Tub. 450V T.C.C., etc. 0.001-0.01mF, 10d. each; 0.1-350V, 10d. each; 0.02-0.1mF, 500V, 1/- each. T.C.C. 350V 0.25, 1/9 each; 0.5, 2/- each.

CLOSE TOL. 5/MICAS—10%, 5-500pF, 6d.; 600-5,000pF, 1/-; 1% 2-100pF, 11d.; 100-250pF, 1/2; 270-800pF, 1/-; 800-5,000pF, 2/-.

ALUMIN. CHASSIS—18g. Plain unfrilled, folded four sides, 2in. deep, 6in. x 4in., 4/8; 8in. x 6in., 5/9; 10in. x 7in., 6/9; 12in. x 6in., 7/6; 12in. x 8in., 8/6, etc.

ALL SINCLAIR PRODUCTS STOCKED AS ADVERTISED

OUR NEW LISTS

feature more lines than ever at money saving prices. For latest issue please send

6d.

Please include S.A.E. with all enquiries.

TRS RADIO COMPONENT SPECIALISTS

Established 1946

70 BRIGSTOCK ROAD, THORNTON HEATH, SURREY

Tel.: 01-684 2188. Hours 9 a.m.—6 p.m. 1 p.m. Wednesdays
 A few doors from Thornton Heath Stn. (S.R. Victoria section.)

Great for the home handyman and radio enthusiast. And for the hundred and one jobs around the house that need a really reliable soldering iron. Strongly made. Sensibly-sized. Extra long flex. Fully guaranteed for 6 months.

BUY YOURS TODAY!

Woolworth's larger stores stock them



quick, accurate soldering with the Dee Gee high speed electric soldering iron

ONLY **16'.**

SOLE MAKERS:
 DAVID GRIFFIN LTD.,
 HOLLAND WAY, BLANDFORD, DORSET.

YOUR CAREER in RADIO & ELECTRONICS ?

Big opportunities and big money await the qualified man in every field of Electronics today—both in the U.K. and throughout the world. We offer the finest home study training for all subjects in radio, television, etc., especially for the CITY & GUILDS EXAMS (Technicians' Certificates); the Grad. Brit. I.E.R. Exam.; the RADIO AMATEUR'S LICENCE; P.M.G. Certificates; the R.T.E.B. Servicing Certificates; etc. Also courses in Television; Transistors; Radar; Computers; Servo-mechanisms; Mathematics and Practical Transistor Radio course with equipment. We have OVER 20 YEARS' experience in teaching radio subjects and an unbroken record of exam. successes. We are the only privately run British home study College specialising in electronic subjects only. Full details will be gladly sent without any obligation.

To: British National Radio School, Reading, Berks.

Please send FREE BROCHURE to:

NAME.....Block

ADDRESS.....Caps.

.....Please

10/67

BRITISH NATIONAL RADIO SCHOOL

Catalogue of Electronic Components and Equipment

Send today 5/- P&P

CATALOGUE

- ★ ELECTRONIC COMPONENTS
- ★ TEST EQUIPMENT
- ★ COMMUNICATIONS EQUIPMENT
- ★ HI-FI EQUIPMENT

We are proud to introduce our first comprehensive catalogue of Electronic Components and equipment. Over 150 pages fully illustrated, listing thousands of items, many at bargain prices. Free discount coupons with every catalogue. Everyone in electronics should have a copy.

CLEAR PLASTIC PANEL METERS

First grade quality Moving Coil panel meters available ex-stock. S.A.E. for illustrated leaflet. Discounts for quantity. Available as follows: Type MR 38P, 1 21/32in. square fronts.



100-0-100µA	27/6	200mA	22/6	100V D.C.	22/6
500-0-500µA	22/6	300mA	22/6	150V D.C.	22/6
1-0-1mA	22/6	500mA	22/6	300V D.C.	22/6
1mA	22/6	750mA	22/6	500V D.C.	22/6
2mA	22/6	1A D.C.	22/6	750V D.C.	22/6
5mA	22/6	2A D.C.	22/6	15V A.C.	22/6
10mA	22/6	5A D.C.	22/6	50V A.C.	22/6
20mA	22/6	3V D.C.	22/6	150V A.C.	22/6
100µA	29/6	10V D.C.	22/6	300V A.C.	22/6
200µA	27/6	100mA	22/6	500V A.C.	22/6
500µA	25/-	150mA	22/6	50V D.C.	22/6
50-0-50µA	29/6				

R.C.A. AR 88 SPEAKERS

8in., 3 ohm speakers in metal case. Black crackle finish to match our 88 Receivers. Available Brand New and Boxed with leads. 59/6. Carr. 7/6.

COSSOR 1035 Mk II DOUBLE BEAM OSCILLOSCOPE

Latest model using miniature valves. Perfect condition. 245. Carr. 30/-.

GARRARD RECORD PLAYERS
SRP22 Player mono £44.0; 1000 changer mono or stereo £5.15.6; 2000 changer mono or stereo £6.19.6; 3000 Changer mono or stereo £7.19.6; SP25 Player mono or stereo £9.19.6; SP25 with cast turntable £10.19.6; AT60 Changer mono or stereo £10.10.0; AT60 Mk II less cartridge £11.19.6; A70 less cartridge £19.19.0; LAB80 Mk II Stereo £25.0.0; 401 Transcription 26 gns. Brand new and guaranteed. All plus post and packing 5/-.

ADMIRALTY B.40 RECEIVERS

Just released by the Ministry. High quality 10 valve receiver manufactured by Murphy. Coverage in 5 bands 650 Kcs.-30 Mc/s. I/P, 500 Kcs. Incorporates 2 R.F. and 3 I.P. stages, bandpass filter, noise limiter, crystal controlled B.F.O., calibrator I/P, output, etc. Built-in speaker, output for phones. Operation 150/230 volt A.C. Size 19 1/2 x 13 1/2 x 1 1/2 in. Weight 114 lbs. Offered in good working condition. £22.10.0. Carr. 30/-. With circuit diagrams. Also available B.41 L.F. version of above. 15 Kcs.-700 Kcs., £17.10.0. Carr. 30/-.




LAFAYETTE KT-340 COMMUNICATION RECEIVER SEMI-KIT

Build this wonderful receiver and save pounds. Supplied semi completed, main components ready mounted, R.F. section already wired and aligned. Full and precise instructions supplied. Specifications: 8 valves+rectifier, 4 bands covering 550 Kcs.-30 Mc/s. Incorporates 1 R.F. and 2 I.P. stages, 'Q' multiplier, B.F.O., A.N.L., 'S' meter, bandspread, aerial trimmer etc. Operation 115/230 V. A.C. Price 25 gns. Carr. 10/-.



HAM-1, 4 BAND COMMUNICATION RECEIVER

4 wavebands covering 535 kc/s. to 30 Mc/s. 5 valve superhet circuit. Incorporates 8 meter B.F.O., BANDSPREAD TUNING, BUILT-IN 4in. SPEAKER, FERRITE AERIAL and EXTERNAL TELESCOPIC AERIAL. Operation 220/240 v. A.C. Supplied brand new with handbook. NOW £15.15.0. Carr. 10/-.



NEW LAFAYETTE MODEL HA-700 AM/CW/SSB AMATEUR COMMUNICATION RECEIVER

8 valves, 5 bands incorporating 2 MECHANICAL-FILTERS for exceptional selectivity and sensitivity. Frequency coverage on 5 bands 150-400 Kcs., 550-1,600 Kcs., 1-6-4-0 Mc/s., 4-8-14-5 Mc/s., 10-5-30 Mc/s. Circuit incorporates R.F. stage, aerial trimmer, noise limiter, B.F.O., product detector, electrical bandspread, 8 meter, slide rule dial. Output for phones, low to 2K Ω or speaker 4 or 8 ohms. Operation 220/240 volt A.C. Size 7 1/2 in. x 15 in. x 1 1/2 in. Supplied brand new and guaranteed with handbook 36 GNS. Carr. 10/- S.A.E. for leaflet.




CALLERS WELCOME!

Open 9 a.m. to 6 p.m. every day Monday to Saturday. Trade supplied. All items available as previously advertised.




NEW MODEL 500. 30,000 o.p.v. With overload protection, mirror scale. 0/5/12/25/10/25/100/250/500/1,000V. D.C. 0/2.5/10/25/100/250/500/1,000V. A.C. 0/50µA/150/500mA. 12 amp. D.C. 0/60K/6 Meg./60 Meg. Ω. £27/16. Post Paid.

PROFESSIONAL 20,000 o.p.v. LAB. TYPE MULTITESTER



With automatic overload protection, mirror scale. Ranges: 1/10/50/250/500/1,000 volts, D.C. and A.C. 0-500 µA, 10 mA, 250 mA. Current: 0/20K, 200K, 2 megohm. Decibels: -20 to +22dB. £510/0. P. & P. 2/6.

TE-900 20,000 Ω VOLT GIANT MULTIMETER



6in. full view meter. 2 colour scale. 0/2-5/10/250/1,000/5,000V. A.C. 0/25/12.5/10/50/250/1,000/5,000V. D.C. 0/50µA/110/100/500 mA 10 amp. D.C. 0.2K/200K/20 Megohm. £12/19/6. P. & P. 5/-.

MODEL ZQM TRANSISTOR CHECKER



It has the fullest capacity for checking on A, B and Ic. Equally adaptable for checking diodes, etc. Spec.: A: 0.7-0.9997, B: 5-200, less: 0-50 microamps 0-5mA. Resistance for diode 200 Ω - 1 Meg. Supplied complete with instructions, battery and leads. £5.19.6. P. & P. 2/6.

★ TRANSISTORISED FM TUNER ★



6 TRANSISTOR HIGH QUALITY TUNER. SIZE ONLY 6in. x 4in. x 2 1/2in. 3 I.P. stages. Double tuned discriminator. Ample output to feed most amplifiers. Operates on 9 volt battery. Coverage 88-108 Mc/s. Ready built ready for use. Fantastic value for money. £6/17/6. P. & P. 2/6.

NOMBREX TRANSISTORISED EQUIPMENT.



All Post Paid with Battery

Model 22 P.S.U. 0-15v. D.C. £14. Model 30 Audio Generator 10 c/s-100 Kcs. £19/10/0. Model 31 R.F. Generator 150 Kcs.-350 Mc/s. £12/10/0. Model 27 Signal Generator 150 Kcs.-850 Mc/s. £10/10/0. Model 62 I.C.T. Bridge £9. Model 66 Inductance Bridge £18. Model 61 P.S.U. 0-5-15v. D.C. £6/10/0.

TE-65 VALVE VOLTMETER



High quality instrument with 28 ranges. D.C. volts 1-5-1,500v. A.C. volts 1-5-1,500v. Resistance up to 1,000 megohms. 220/240v. A.C. operation. Complete with probe and instructions, £15. P. & P. 6/- Additional Probes available: R.F. 35/-; H.V. 42/6.

TYPE 13A DOUBLE BEAM OSCILLOSCOPE BARGAIN!



A high quality instrument. offered at a fraction of original cost. Timebase 2 c/s-750 Kcs. Separate Y1 and Y2 amplifiers up to 5-5 Mc/s. Built-in calibrators at 100 kc/s and 1 mc. Operation for 115/250v. A.C. Available in excellent condition, fully tested and checked. £22/10/0. Carr. 30/-.

TE-20RF SIGNAL GENERATOR



Accurate wide range signal generator covering 120 Kcs.-2000 Mc/s on 6 bands. Directly calibrated Variable R.P. attenuator. Operation 220/250v. A.C. Brand new with instructions £12/10/0. P. & P. 7/6. S.A.E. for details.

LAFAYETTE TE-46 RESISTANCE CAPACITY ANALYSER



2 P.F. - 2,000 M.P.I. 20 ohms 200 megohms. Also checks impedance, turns ratio, insulation, 200/250 v. A.C. Brand New £15. Carr. 7/6.

TE22 SINE SQUARE WAVE AUDIO GENERATORS



Sine: 20 c.p.s. to 20 Kcs. on 4 bands. Square: 20 cps to 30 Kcs. Output impedance 5,000 ohms, 300/250 v. A.C. Supplied brand new and guaranteed with instruction manual and leads, £15. Carr. 7/6.

ARF-100 COMBINED AF-RF SIGNAL GENERATOR



AF. SINE WAVE 20 - 200,000 cps. Square wave 20-30,000 cps. O/P. HIGH IMP. 21 v. P/P 600 Ω 3-8 v. P/P. 100 Kcs-300 Mc/s.

Variable R.F. attenuation Int/Ext. Modulation. Incorporates dual purpose meter to monitor AF output and % mod. on R.F. 220/240v. A.C. £27/10/0. Carr. 7/6.

F.M. WIRELESS MICROPHONE



94-104 Mc/s. Transistorised. Operates from 9 v. battery. Complete with additional secret tie-clip microphone. List £12.10.0 ONLY £8.15.0. P. & P. 2/6. These cannot be operated in U.K.

SILICON RECTIFIERS

200 v. P.I.V. 200mA	2/6
200 v. P.I.V. 8 amp	5/6
400 v. P.I.V. 3 amp	7/6
1,000 v. P.I.V. 5 amp	7/6
400 v. P.I.V. 8 amp	7/6
400 v. P.I.V. 8 amp	7/6
1,000 v. P.I.V. 650mA	6/6
800 v. P.I.V. 500mA	5/6
800 v. P.I.V. 5 amp	7/6
400 v. P.I.V. 500mA	8/6
70 v. P.I.V. 1 amp	8/6
150 v. P.I.V. 165mA	1/-
150 v. P.I.V. 25 amp	19/6
700 v. P.I.V. 100 amp	49/6
400 v. P.I.V. 3 amp (S.C.R.)	7/6
100 v. P.I.V. 5 amp (S.C.R.)	13/6
200 v. P.I.V. 5 amp (S.C.R.)	15/6
400 v. P.I.V. 5 amp (S.C.R.)	17/6


Discounts for quantities. Post extra.

G.W. SMITH & CO (RADIO) LIMITED

Phone: GERRARD 8204/9155
Cables: SMITHEX LESQUARE
3-34 LISLE STREET, LONDON, W.C.2

TWO MORE RELEASES BY NOMBREX

IN THE NEW 1967 PRESENTATION



TRANSISTOR C.R. TEST BRIDGE MODEL 32

- Wide-range measurements
- Improved accuracy 2-4%
- New scale calibrations
- Additional sensitivity control

£10.10.0

With elegant new styling, improved performance and additional features. See August and September issues for brief specifications of other new 1967 models at attractive prices.

ALL IN FULL PRODUCTION



TRANSISTOR INDUCTANCE BRIDGE MODEL 33

- $1\mu\text{H}$ -100H. Q and tan δ
- Direct calibrations
- Meter balance indicator
- Stable and accurate

£20.0.0

Trade and Export
Enquiries
Invited

6d. stamp for full
Technical
Leaflets

UK Post and
Packing 6/6 extra

NOMBREX LTD - Exmouth - Devon - England Tel: 3515

8 WATT, PUSH-PULL OUTPUT AMPLIFIER, 200-250 Volts A.C. E280, ECC83, 2-EL84. Bass, treble, vol./on-off. £5.15.0 (7/6 P. & P.) Size 12 x 3½ x 5½ in. high.

20 ELEMENT MAST CLIPPING BBC-2 OUTDOOR AERIAL. State Station required 55'. (7/6 carr.). BBC-2 Coax Cable 1/6 yd.



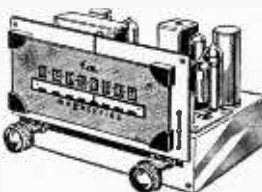
6 TRANSISTOR "SUPER SIX". M.W. and L.W. kit. £4 (5/- P. & P.). Wooden cabinet 11 x 7½ x 3½ in. All parts may be purchased separately. 3½ in. 10,000 line speaker, or 7 x 7 in. 6000 line.

TESTED AND ASSEMBLED I.P. TRANSISTOR STRIP. 3 IFs (double tuned), osc., diode, 3-AF117, P.C. board 4½ x 2½ in., 470KHZ. £5/- (2/6 P. & P.).

2 x 4 WATT STEREO AMPLIFIER. Printed circuit. Separate power pack. Metal rectifier, ECC83 and 2-EL84. Negative feedback. Vol., base, treble each channel. Muting switch and on/off. £5.10.0 (7/6 P. & P.).

4 VALVE TAPE AMPLIFIER (for Magnavox 363 Tape Deck), 2 track, £8.19.6; 4 track £10.4.6 (P. & P. 6/-). Separate Power Pack. Write for details of these or any other items.

9-12 VOLT TRANSISTOR AMPLIFIERS (1) 200mW for 3 ohm speaker 30/-, (2) 300mW with switch, vol. control, for 3 ohm speaker 40/-, (3) 1 w. for 8 or 15 ohm speaker, 52/6, (4) 3 w. for 8 or 15 ohm speaker 67/6 (2/6 P. & P. ea. type). Type (1) can be supplied in metal box 3½ x 3½ x 1½ in. high with vol./on-off. Internal PP3 battery or larger externally. Sockets for input and output only 40/- Post paid.



VHF/FM TUNER. 88-102MHz. Self-powered. Valves ECC85, EF89, 6BW7, ECC82, two diodes and metal rect. 8 x 6 x 5½ in. high. Full instruction book, circuit diagrams etc. 2/6 free with chassis. With front panel and brackets £7.19.6 tax paid and carr. paid. Can be supplied built for £8.17.6.

TRANSISTORISED F.M. TUNER. Size 6 x 4 x 2½ in. Model A1005. Requires 9v 10ma. 88-108MHz printed circuit. Cap. tuned; 3 I.P. stages; double tuned disc.; 10mV output with 10 microv. input. Transistors 2SA235 x 2; 2SA350 x 3; SBY6 and diodes 1N34, 1N60 (2). Only £7.5.0. (4/6 P. & P.). Compare this price before purchasing elsewhere.

GLADSTONE RADIO

66 ELMS ROAD, ALDERSHOT, Hants.

(2 mins. from Station and Buses) FULL GUARANTEE Aldershot 22240
CLOSED WEDNESDAY AFTERNOON CATALOGUE 6d.

17in.—£11.10.0

**TWO-YEAR GUARANTEE
EX-RENTAL TELEVISIONS**

- 3 Star Guarantee
- ★ Tube ★ Valves
- ★ Components Carr. 30/-

**FREE ILLUSTRATED
LIST OF TELEVISIONS**

17"-19"-21"-23"
WIDE RANGE OF MODELS
SIZES AND PRICES
DEMONSTRATIONS DAILY

**TWO-YEAR GUARANTEED
TUBES 100% REGUNDED**

14in.—69/6 17in.—89/6


21in. and ALL SLIMLINE TUBES 99/6

EXCHANGE BOWLS. Carr. 10/6

EX MAINTENANCE TESTED TUBES
17in.—35/- 14in.—15/- Carr. 5/- (not slimline)



COCKTAIL/STEREOGRAM CABINET £25



Polished walnut veneer with elegant glass fronted cocktail compartment, padded. Position for two 10in. elliptical speakers. Record storage space. Height 35½ in., width 52½ in., depth 14½ in. Legs 1 gn. extra.


**STEREO RADIO-
GRAM CABINETS £15**

Superbly made and styled in Venerated English Walnut

LIFT UP LID TO CHANGER AND RECORD STORAGE COMPARTMENT

Position 8" x 5" Twin Speaker. Dimensions: 45 x 15½ x 15½. Legs 1 gn. Carr. 30/-

Other Models—Send for List



DUKE & CO. (LONDON) LTD.

621/3 Romford Road E.12

Tel. 01-478-6001/2/3

SPECIAL BARGAINS

White Circular Flex. Ideal for lighting drops, twin made by BICC. Usually 8d. yd. 100yd. coil for 30/- plus 6/- postage.
50 OHM 50 WATT WIRE WOUND POT-METER. 8/6 each.
20K WIRE WOUND POT-METER. 20 watt type made by Colven complete with control knob. 10/- each.
1 MEG MINIATURE. Pot-meter Morganite standard. 1in. spindle. 1/- each, 9/- per dozen.
1 MEG MINIATURE. Pot-meter Morganite preset screwdriver control 9d. each, 8/- per dozen.
PRE-SET 100K by Welwyn, with intricate bakelite knob. 1/- each, 9/- per dozen.
100K POT-METER. Miniature type with double pole switch and standard 1in. spindle, by Morganite. 2/- each, 18/- per dozen.
25K POT-METER. Standard size with double pole switch by Egan with full length 1in. spindle. 3/- each, 36/- per dozen.
BLANKETSTAT GLASS. Enclosed, normally closed circuit, will open should blanket overheat. 4/6 each.
THERMAL RELAY. Can be used to delay the supply of HIT while heaters warm up, or will enable 15 amp. loads to be controlled by miniature switches or relays. Regular list price over £2. Price 7/6 each.
SIEMENS HIGH SPEED RELAY. Twin 1000 ohm coils. Platinum contacts changeover contacts—Ex equipment. 8/6 each.
FOOTSWITCH. Two snap-action switches in metal box with flex lead. Ideal to control tape-recorder, dark room lamps, etc. 18/6 plus 2/9 postage and insurance.
TOGGLE SWITCH BARGAIN. 10 amp. 250 v. normal one hole fitting. 2/9 each, 30/- per dozen.
ELECTRIC LOCK. 24 v. coil, but rewirable to other voltages. 4/6 each.
COMPRESSION TRIMMERS. Twin 100 pF. 1/- each, 9/- per dozen.
MINIATURE RELAY. American make. 630 ohm. coil, 20/30 volt operation. 2 pole changeover. 3/- each, 30/- per dozen.
PRECISION WHEATSTONE BRIDGE. Opportunity to build cheaply. 100K wire wound pot. 15 w. rating. Only 5/6.
SHEET PAXOLIN. Ideal for transistor projects. 12 panels each 5in. x 8in. 5/-.
3in. PM LOUDSPEAKER. 3 ohm 12/6. 80 ohm 13/6.
TRANSISTOR FERRITE SLAB AERIAL with medium and long wave coils. 7/6 each.
SLIDE SWITCH. Sub miniature double pole changeover. 2/- each, 18/- per dozen.
MAGSLIPS (Selyns). American made repeater motors for transmitter and receiver. 27/8 each, post 4/6 for any one of the pair.
Vacuum Cleaner Flex. Non-kinkable ribbed rubber, most pliable but very tough. 24/36 Cores. Normally 1/9 per yard, offered at £3 per 100 yard coil, post and insurance 8/6.
Sub-Miniature Silicon Diodes. General purpose type with gold-plated leads. 1/- each, 10/- per dozen.
Message Tapes. 150ft. Scotch Tape on 3in. spools, normally 4/6 each, we offer 4 tapes for 10/-.
Edgewick Control. Morganite, as fitted to many transistor radios, 2K or 5K with switch. 2/6 each, 24/- per dozen.
12 v. Inverter. Full transistorised for operating a 20 watt fluorescent tube, size 6in. long x 1 1/2 in. £3.10.0. Post and insurance 3/-.
5 Transistor Amplifier. Mounted on a printed board, size approx. 6 x 2 1/2 in. With volume control, input microphone socket and push-pull output using pair OC81. An excellent amplifier rated at 1 watt. Price £2.10.0.

FIELD TELEPHONE UNIT. Each unit contains magneto type rings and bell—as well as transformer—relay and switches. A pair of these with suitable hand-telephones (not supplied) will give two-way communication over distances of up to 5 miles. Unused but in stored condition. 19/6 plus 10/6 carriage.
MAINS TRANSISTOR POWER PACK. Designed to operate transistor sets and amplifiers. Adjustable output 6 v., 9 v., 12 v. for up to 500mA. (class B working). Takes the place of any of the following batteries: PPI, PP3, PP4, PP6, PP7, PP9, and others. Kit comprises: mains transformer rectifier, smoothing and load resistor, 5,000 and 500 mfd. condensers. Zener diode and instructions. Real snip at only 14/6 plus 3/6 postage.
FLOUORESCENT CONTROL KITS. Each kit comprises seven items—Choke, 2 tube ends, starter, starter holder and 2 tube clips, with wiring instructions. Suitable for normal fluorescent tubes or the new "Grolux" tubes (for fish tanks and indoor plants). Chokes are super-silent, mostly resin filled. Kit A—15-20 w. 19/6. Kit B—30-40 w. 17/6. Kit C—80 w. 17/6. Kit D—125 w. £2/-, Kit E—65 w. 19/6. Kit MF1 is for 6, 9 and 12in. miniature tubes—19/6. Postage on Kits A & B 4/6 for one or two kits then 4/6 for each two kits ordered. Kits C, D & E 4/6 on first kit then 3/6 for each kit ordered. Kit MF1 3/6 on first kit then 3/6 on each two kits ordered.

NO SOLDERING POCKET 3
 Lots of fun to build and good results when finished—complete with detailed instructions and crystal earpiece (batteries 1/2 extra). 25 value only 19/6 plus 3/- post and insurance.

WATERPROOF HEATING ELEMENT
 26 yards length 70 W. Self-regulating temperature control. 10/- post free.

750mW TRANSISTOR AMPLIFIER

4 transistors including two in push-pull input for crystal or magnetic microphone or pick-up—feed-back loops—sensitivity 5mV. Price 19/6. Post and insurance 2/6. Speakers: 3in. 12/6, 6in. 13/6, 6 x 4in. 14/6.

CONTROL DRILL SPEEDS

DRILL CONTROLLER

Electronically changes speed from approximately 10 revs. to max. Full power at all speeds by fingertip control. Kit includes all parts, case, everything and full instructions. 19/6 plus 2/6 post and insurance.

G.E.C. 13 AMP SWITCHED SOCKETS

An excellent opportunity to re-equip your house or workshop, or if you are a contractor to restock for future ring main jobs. We offer 12 GEC switch sockets. Bakelite flush mounting or Bakelite surface mounting—your choice. Latest ring main type fitted at 6/6 each. You can have a box of 12 for 30/- only—thus showing you a saving of £2.5.0. Postage and insurance 4/6 extra.

CASSETTE LOADED DICTATING MACHINE

Battery operated and with all accessories. Really fantastic offer a British made £31 outfit for only £8.18.6 brilliantly designed for speed and efficiency—cassette takes normal spools, drops in and out for easy loading—all normal functions—accessories include: stethoscopic earpiece, crystal microphone has on/off switch, telephone pick-up, tape reference pad. DON'T MISS THIS UNREPEATABLE OFFER—SEND TODAY. £8.18.6 plus 7/6 post and insurance. Footswitch 18/6 extra. Spare Cassettes at 7/6 each, three for £1.

THIS MONTH'S SNIP

GU7 Record Player

BSR Record Player for normal mains operation. This is the famous BSR Model GU7. Four speeds with automatic stop. Plays any size of record and is complete with crystal cartridge and sapphire stylus. Special snip price this month—67/6 plus postage and insurance 6/6.

EX-WD BARGAIN Easily rebuildable to short wave radio

This is the 46 Receiver/Transmitter. It has a range of approx. 5 miles. Operates from dry batteries. Complete with six valves and in metal case. Size approx. 12in. x 6in. x 3 1/2 in. Complete but less crystal, not tested nor guaranteed. 19/6 plus 4/6 post and insurance. Should not be operated as a transmitter in the U.K.

ADMIRALTY MOTOR ALTERNATOR

Giving regulated 230 v. 50 cycle stand-by AC supply if required. Also to yacht owners, caravan dwellers where 50 cycle supply is required to work TV or similar appliances, caravan dwellers where 50 cycle supply is required to work TV or similar appliances, caravan dwellers where 50 cycle supply is required to work TV or similar appliances. Admiralty motor alternator giving regulated 230 v. 50 cycle output from 24 v. DC supply. Wonderfully made to stringent specifications. Rating is 80 watts but like other Admiralty equipment this rating can be increased 50% with safety. In grey metal box size 24 x 10 x 1 1/2 in. approximately. Controls are DC on/off switch and changeover switch from mains to alternator. On the front panel also is output volt meter, and panel with fuses protecting input and output. Weight approximately 100lb. Unused. Price £26 each (probably one tenth of cost to Government). Carriage extra at cost.

PHOTO ELECTRIC CONTROL SYSTEM

Comprises a light source unit with optional Infra Red filter and lens system to focus the light. Also a photo-electric relay control unit. Both are housed in metal cases for bench or wall mounting and there is a sensitivity control as well as mains on-off switch. The outfit works from 230/240 v. AC Mains. Can be used as a simple on-off switch by breaking the beam of light (invisible if Infra Red filter is used) and as such it will operate as a burglar alarm, or will open doors, etc. Also in conjunction with a counter or other equipment it will perform many functions in the factory or warehouse. Price £9.18.6 plus postage and insurance 8/-.

SOLID STATE IGNITION

Big things are claimed of Electronic ignition systems and if you would like to try for yourself a circuit was described in *Practical Electronics* (Sept. 1966). This requires a silicon controlled rectifier, four transistors and other components available as a kit. Price £21.5.0 post free.

OZONE AIR CONDITIONER

For removing smells and generally improving oppressive atmosphere. In neat hammer finish box. Uses Phillips ozone lamp and mains unit. Lamp easily replaceable. Only 39/6 plus 6/6 carr. and ins.

QUICK CUPPA

Mini Immersion Heater. 350 w. 200/240 v. Boils full cup in about two minutes. Use any socket or lamp holder. Have at bedside for tea, baby's food, etc. 19/6, post and insurance 1/6.

11 Range test meter

For checking car electronics, radio, TV, ignition systems, household lighting etc. Measures AC/DC volts, DC current. Resistance. Will last a lifetime 39/6. P. & P. 3/6.

THERMOSTATS

Type "A" 15 amp. for controlling room heaters, greenhouse, airing cupboard. Has spindle or pointer knob. Quickly adjustable from 30-80°F. 9/6 plus 1/- post. Suitable box for wall mounting 5/-, P. & P. 1/-.
 Type "B" 15 amp. This is a 17in. long rod type made by the famous Suvvic Co. Spindle adjusts this from 50-55°F. Internal screw alters the setting so this could be adjustable over 30° to 100°F. Suitable for controlling furnace, oven kiln, immersion heater or to make flame-start or fire alarm 8/6 plus 2/6 post and insurance.
 Type "D". We call this the Ice-stat as it cuts in and out at around freezing point. 2/8 amp. Has many uses, one of which would be to keep the loft pipes from freezing, if a length of our blanket wire (16 yds. 10/-) is wound round the pipes. 7/6. P. & P. 1/-.
 Type "E". This is standard refrigerator thermostat. Spindle adjustments cover normal refrigerator temperatures. 7/6 plus 1/- post.
 Type "F". Glass encased for controlling the temp. of liquid—particularly those in glass tanks, vats or sinks—thermostat is held (half submerged) by rubber sucker or wire clip—ideal for fish tanks, developers and chemical baths of all types. Adjustable over range 50° to 150°F. Price 18/6 plus 2/- post and insurance.

SATCHWELL OVEN THERMOSTATS

Type TO. With capillary tube and sensor. 20 amp. A.C. type and as fitted to many cookers. Adjustable by control knob (not supplied). 12/8 each.
Simmerstat Heater Regulator
 Suitable to control elements, heater, soldering irons and boiling rings up to 2,500 watts. Completely adjustable, normal price 25/- each. Special Snip Price 12/8 plus 2/- post and insurance.

HI-FI SPEAKER BARGAIN

12in. High fidelity loudspeaker. High flux permanent magnet type with either 3 or 15 ohm speech coil. Will handle up to 15 watts. Brand new by famous maker. Price 29/6. With built-in Tweeter 35/-, plus 3/6 post and insurance.

COSMOCORD PICK-UP FOR 7in. RECORDS

Grey plastic arm fitted with GP79/6 mono ceramic cartridge and replaceable stylus. Ref. 879. Freq. response 50-8,000 cps., 250 mv. output. Tracking weight 9 gms. Offered at 5/- each plus 1/6 P. & P.

SNIPSCOPE

Famous war-time "cat's eye" used for seeing in the dark. This is an infra-red image converter cell with a silver caesium screen which lights up (like a cathode ray tube) when the electrons released by the infra-red strike it. A golden opportunity for some interesting experiments. 7/6 each, post 2/6. Data will be supplied with cells, if requested.

PP3 Eliminator. Play your pocket radio from the mains! Save £s. Complete component kit comprises 4 rectifiers—mains dropper resistances, smoothing condensers and instructions. Only 6/6 plus 1/- post.

PRINCESS SUPERHET

Only recently sold for £10.9.6. Note these features:
 • Long and Medium Wave • Long dial • Push pull output • A.V.C. and feed back • Ferrite aerial • Six transistors • Cabinet size 4 1/2 in. x 3 1/2 in. with carrying strap. You got everything you need and instructions. 39/6 plus 3/6 P. & P. or supplied with made up chassis 10/- extra Battery 1/9 extra. Data separately 2/6.

Where postage is not definitely stated as an extra then orders over £3 are post free. Below £3 add 2/9. Semi-conductors add 1/- post. Over £1 post free.

ELECTRONICS (CROYDON) LIMITED

(Dept. P. W.) 102/3 TAMWORTH RD., CROYDON, SURREY (Opp. W. Croydon Stn.)
 also at 266 LONDON ROAD, CROYDON, SURREY

VIKING TRANSISTOR

40-50 WATT AMPLIFIER

OPERATING INSTRUCTIONS GENERAL. An extremely reliable lightweight amplifier capable of giving 40-50 watts of undistorted sound, made possible by the use of the latest semi-conductors (transistors) and techniques which ensure space-age reliability under the most rugged conditions. It is



designed as a general purpose amplifier particularly suitable for use with musical instruments that require exceptionally high treble response (not recommended for Bass Guitar). Tremolo facilities are available on Channel 1 only. **INPUTS—CONTROLS—CHANNEL 1 (Tremolo):** this contains two high gain input jack sockets controlled by **Volume Control 1** which is mounted directly above the two sockets marked tremolo. **BASS 1:** gives a controlled boost to the lower frequencies on Channel 1 only. **TREBLE 1:** gives a controlled boost to the high frequencies on Channel 1 only. **TREMOLO:** this operates on Channel 1 only and the variations of intensity and speed of the Tremolo beat is adjusted by the controls **DEPTH** and **SPEED**. A socket is provided in the rear of the amplifier so that the Tremolo may be switched on and off by the use of a footswitch plugged into the socket. If you wish the Tremolo to be used without the footswitch, this is possible as the footswitch is only used to short out the effect. **INPUTS AND CONTROLS—CHANNEL 2 (Normal):** this contains two high gain input jack sockets controlled by **Volume Control 2** which is mounted directly above the sockets marked Normal. **TREBLE 2:** gives a controlled boost to the treble frequencies on Channel 2 only. **MAINS VOLTAGE:** fully adjustable, 200-250 volts, A.C. 50 cycles. **POWER OUTPUT:** 40-50 watts sine wave British rating. Very little distortion. **OUTPUT IMPEDANCE:** 3 ohms. Price 21 gns. plus 41 postage and packing.

MAINS TRANSFORMER, primary 200/250 volt, secondary 425/425 volt, 250 mA, 6.3 volt 4 amp, 5 volt 3 amp; fully shrouded, chassis mounting. Price £25.0 plus 7/6 postage and packing. Auto transformer step-up-step-down, 240/110 volt 400 watt. Price £15.0 plus 7/6 postage and packing.

MAINS TRANSFORMER 200/250 volt, secondary 250/250 volt, 70 mA, 6.3 volt, 3 amp drop through. Price 12/6 plus 4/6 postage and packing. Elac 10 inch, 10,000 lines ceramic magnet, 3 or 15 ohms, 7 watt, £1.96 plus 4/6 postage and packing.



POCKET MULTI-METER

Size 3 1/4 x 2 1/4 x 1 1/2 in. Meter size 2 1/4 x 1 1/2 in. Sensitivity 1000 O.P.V. on both A.C. and D.C. volts. 0-15, 0-150, 0-1000. D.C. current 0-150mA. Resistance 0-100kΩ. Complete with test leads, battery and full instructions. 42/6. P. & P. 3/6. **FREE GIFT** for limited period only. 30 watt Electric Soldering Iron value 15/- to every purchaser of the Pocket Multi-Meter.

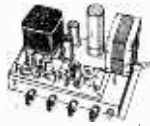
600 mW SOLID STATE 4-TRANSISTOR AMPLIFIER

Features NPN and PNP Complementary Symmetrical Output Stage. The elimination of transformers ensures maximum efficiency and frequency response. Automatic heat compensation. Combined AC/DC feed back. Class B output stage, i.e. output power is proportional to total current consumption, this ensures long battery life. Under no signal condition (I_Q) current drain is approx. 12mA at 9 volts (4mA in the output pair). Printed circuit construction, size 2 1/4 x 1 1/4 x 1/4". Speaker output impedance 12 ohms. Output power 600mW at 5% distortion, 400mW at 2.5% distortion, 750mW at 10% distortion. Supply 9 volts. Total current consumption at a reasonable listening level approx. 35-40mA at full power (speech and music), average 65mA. Sensitivity for 50mW output is 10mV. Frequency response—3dB points 90c/s and 12Kc/s. Price 15/-, plus 1/- P. & P.

Features NPN and PNP Complementary Symmetrical Output Stage. The elimination of transformers ensures maximum efficiency and frequency response. Automatic heat compensation. Combined AC/DC feed back. Class B output stage, i.e. output power is proportional to total current consumption, this ensures long battery life. Under no signal condition (I_Q) current drain is approx. 12mA at 9 volts (4mA in the output pair). Printed circuit construction, size 2 1/4 x 1 1/4 x 1/4". Speaker output impedance 12 ohms. Output power 600mW at 5% distortion, 400mW at 2.5% distortion, 750mW at 10% distortion. Supply 9 volts. Total current consumption at a reasonable listening level approx. 35-40mA at full power (speech and music), average 65mA. Sensitivity for 50mW output is 10mV. Frequency response—3dB points 90c/s and 12Kc/s. Price 15/-, plus 1/- P. & P.

8-watt 4-valve PUSH-PULL AMPLIFIER & METAL RECTIFIER

Size: 9" x 6" x 1 1/4". A.C. Mains, 200-250V 4 valves. For use with Std. or L.P. records, musical instruments, all makes of pick-ups and mikes. Output 8 watts at 5 per cent of total distortion. Separate bass and treble lift control. Two inputs, with controls for gram and mike. Output transformer tapped for 3 and 15 ohm speech coils. Built and tested, £4.4.0. P. & P. 11/-, 8" x 5" speaker to suit price 14/6 plus 1/6 P. & P. Crystal mike to suit 12/6 plus 1/6 P. & P.



GEC KETTLE ELEMENT

3,000W WITH AUTOMATIC EJECTION
200/240 v. Size of hole required 1 1/8".
List Price 32/-, Our PRICE
15/-, P. & P. 1/6.



RADIO & TV COMPONENTS (Acton) LTD


21c High Street, Acton, London, W3

Shop Hours 9 a.m.—6 p.m. Early Closing Wednesday
Goods not despatched outside U.K. Terms C.W.O.
All enquiries Stamped Addressed Envelope

Also at 323 EDGWARE ROAD, LONDON, W.2. Personal shoppers only. Early Closing Thursday. All orders by post to our Acton address.

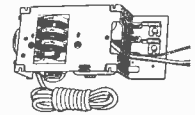
STAR SR 150 COMMUNICATION RECEIVER

Frequency range: 535 Kc/s-30Mc/s. 4 wavebands. 5-valve superhet. Incorporates BFO, bandspread tuning, "S" meter, external telescopic aerial and ferrite aerial. Built-in 4in. speaker. Easy-to-read dial. For 240V A.C. operation. Complete, brand new, with full instruction manual. 15 gns., P. & P. 10/-.



TRANSISTORISED 1 1/2 WATT AMPLIFIER

comprising Mullard 2AC 128, 20C 75 and 2 AA129 separate bass and treble volume controls. Complete with Power Supply AC mains 240 v. Size 7 1/4" x 3 1/4" x 2" Price 50/- plus 2/6 P. & P.



ANTI-THIEF CAR BURGLAR ALARM

The Melguard Safermatic consists of an electrical device housed in small metal box 4" x 2" x 1 1/2", which has been designed and developed to provide protection required by the average motorist at an economic cost. Using this system, an alarm and the immobilised condition is set automatically as soon as you park the car. Should you leave the key in the ignition, no one but you can drive the car away. Upon entering the vehicle the method of starting the car is by switching on the ignition, depressing two hidden switches and simultaneously operating the starter. Location of the switches is known only to you. Should the alarm be set off it can be stopped by following the normal starting procedure. For 12v. operation. List price 79/6, our price 29/6 plus 2/6 P. & P. Full easy-to-follow instructions supplied.

3 to 4 Watt AMPLIFIER

3-4 watt Amplifier built and tested. Chassis size 7 x 3 1/4 x 1 1/2 in. Separate bass, treble and volume control. Double wound mains transformer, metal rectifier and output transformer for 3 ohms speaker. Valves ECC91 and 6V6. £25.0 plus 5/6 p. & p. The above in Kit Form, £1.14.6 plus 5/6 p. & p.



"MUSETTE" 6-Transistor Superhet Portable Radio

★ 2 1/2" Speaker. ★ 6 Transistor Superhet Output 200mW. ★ Plastic Cabinet in red, size 4 1/2" x 3" x 1 1/8" and gold speaker louvre. ★ Horizontal Tuning Scale. ★ Ferrite Rod Internal Aerial. ★ 1F 460 kc/s. ★ All components Ferrite Rod and Tuning Assembly mount on printed board. ★ Operated from PP3 Battery. ★ Fully comprehensive instructions and point-to-point wiring diagram. ★ Printed Circuit Board. ★ Tunable over medium and long waveband. ★ Car aerial and earpiece socket.



Price 39/6, inc. carrying strap. Circuit Diagram 2/6 free with parts. P. & P. 3/6.

NEW TRANSISTORISED SIGNAL GENERATOR

Size 5 1/2 x 3 1/2 x 1 1/2 in. For IF and RF alignment and AF output 700 c/s frequency coverage 460 kc/s to 2 mc/s in switched frequencies. Ideal for alignment to our Elegant Seven and Musette. Built and tested. 39/6 P. & P. 3/6.

BSR TAPE DECKS

200/250V A.C. mains

Type TD2 Tape speed 3 1/2 twin track, £5.19.6.
Type TD10 2-track, 3 speed, plus rev. counter—£7.19.6.

Type TD10 4-track, 3 speed, plus rev. counter—£9.5.0. P. & P. on each 7/6.




FIRST QUALITY P.V.C. TAPE

5 1/2" Std. 850ft.....	9/-	5" L.P. 850ft.....	10/6
7" Std. 1200ft.....	11/6	3" T.P. 600ft.....	10/6
3" L.P. 240ft.....	4/-	5" T.P. 1800ft.....	25/6
5 1/2" L.P. 1200ft.....	11/6	5 1/2" T.P. 2400ft.....	32/6
7" L.P. 1800ft.....	18/6	7" T.P. 3600ft.....	42/6
5 1/2" D.P. 1800ft.....	18/6	4" T.P. 900ft.....	15/-

P. & P. on each 1/6, 4 or more post free

EXTRACTOR FAN



AC Mains 230/250 v. complete with pull switch. Size 6" x 6" x 4". Price 27/6 plus 5/- P. & P.

GEC DOORBELL

Complete with mains transformer 240 v. AC & bell push 12/6 plus 5/6 P. & P.



Elegant Seven Mk II A COMBINED PORTABLE and CAR RADIO


SPECIAL OFFER

Buy yourself an easy to build 7 transistor radio and save at least £10.0.0. Now you can build this superb transistor superhet radio for under £4.10.0. No one else can offer such a fantastic radio with so many de luxe star features.

- ★ De luxe grey wooden cabinet size 12½" x 8½" x 3½".
- ★ Horizontal easy to read tuning scale printed grey with black letters, size 11½" x 2"
- ★ High 'Q' ferrite rod aerial.
- ★ I.F. neutralization on each separate stage.
- ★ D.C. coupled push pull output stage with separate A.C. negative feedback.
- ★ Room filling output 350mW.
- ★ Ready etched and drilled printed circuit board back printed for fool proof construction.
- ★ Fully comprehensive instructions and point-to-point wiring diagrams.
- ★ Car aerial socket.
- ★ Fully tunable over medium and long wave. 168-535 metres and 1250-2000 metres.
- ★ All components ferrite rod and tuning assembly mount on printed board.
- ★ 5" P.M. speaker.
- ★ Parts list and circuit diagram 2s. 6d. free with parts.

ONLY £4.4.0

Plus 7/6 P. & P. Parts List and circuit diagram 2/6 FREE with parts.



POWER SUPPLY KIT

To purchasers of 'Elegant Seven' parts, incorporating mains transformer, rectifier and smoothing condenser. A.C. mains 200/250 volts. Output 9v 100mA. 9/6 extra.

RADIO & TV COMPONENTS (ACTON) LTD.

All orders by post to be sent to our Acton address

323 EDGWARE ROAD, LONDON, W2

Personal shoppers only. Early closing Thursday.


21C HIGH STREET, ACTON, LONDON, W3

OPEN 9 a.m.—6 p.m. INCLUDING SATS. EARLY CLOSING WED. GOODS NOT DESPATCHED OUTSIDE U.K. TERMS C.W.O.


All enquiries stamped addressed envelope

PEOPLE PREFER MARTIN

FOR RELIABILITY, FOR QUALITY, FOR ADD-ON-ABILITY, FOR ECONOMY



F.M. TUNER



STEREO CONTROL ASSEMBLY

MARTIN AUDIOKITS are available for Mono, and can be doubled up for stereo, or as complete stereo units. 3 ohm and 15 ohm systems are available. There is a special pre-amp for low output pick-ups and escutcheon panels to suit the arrangement you choose. The tuner is styled to match.

- 5-stage input Selector £2.7.6
- Pre-amp/tone controls £3.2.6
- 10 watt amp (3 ohms) £5.12.6
- 10 watt amp. (15 ohms) £6.12.6
- Mains power supply £2.15.0
- FM Tuner £12.19.3

so that your installation is always up to date. Most important of all is the power and quality which MARTIN Audiokits give you. Their sturdy construction assures compactness without sacrifice to quality or efficiency. They offer excellent value, are very easily installed and will give years of unflinching service. That is why people prefer MARTIN—it's simple to instal, good to listen to, and looks completely professional.

AMPLIFIER SYSTEMS • TUNERS • RECORDERS

From Radio and Hi-Fi Stockists

MARTIN ELECTRONICS LTD.

154/5 HIGH STREET, BRENTFORD, MIDDLESEX. ISLeworth 1161/2

Trade enquiries invited

MARTIN ELECTRONICS

154 High Street, Brentford, Middlesex

Please send Recordakit/F.M. Tuner/Audiokit Hi-Fi Leaflets. (Strike out items not wanted)


Name

Address

PW107

CODAR CR.70A

Communications Receiver 540-10 metres



The Codar CR.70A is an excellent general coverage communications receiver for the keen short wave listener. Very reasonably priced at just £19.10.0 the CR.70A is outstanding value for money. In four stable ranges, the receiver covers from 540 metres medium wave, right through the shipping and coastguard frequencies all the short wave and international amateur bands up to and including 10 metres, where the rapidly improving conditions that now prevail allow the regular reception of world-wide call-signs!

The CR.70A has a high 'Q' aerial input stage giving extremely high gain with low noise level. Double tuned, iron cored I.F. transformers produce high selectivity. Ready to plug into 200-250 volt A.C. mains, the CR.70A needs only your aerial and a 2-3 ohm loudspeaker. The cabinet measures only 13" x 5 1/2" x 7 1/2" and the control panel is finished in black and white with chrome trim knobs. Fully guaranteed for 12 months!

Buy your Codar equipment from your radio hobby store or direct from Codar. The order form will also bring fully descriptive leaflets (6d stamps appreciated).

UNBEATABLE AT ONLY

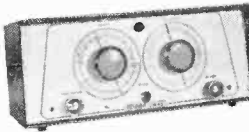
19.10.0

- *Ideal for SWLs *5 valves (inc. two twin triodes) giving 7 valve line-up
- *Excellent on amateur and shipping frequencies
- *Calibrated signal strength meter (illuminated)
- *Automatic volume control
- *Separate B.F. oscillator for morse and S.S.B. signals
- *Two speed vernier tuning


Carriage 7/6 extra. H.P. terms available.



T28 RECEIVER FOR 160 & 80 METRES AMATEUR BANDS
 9 transistors, bandspread 1.8-2Mc/s and 3.5-9 Mc/s 12 volts, only 8" x 4" x 3 1/2". Ideal portable, mobile or home receiver. Efficient BFO, printed circuits. ONLY £15.10.0. Carr. 4/6.



CR45 MAINS T.R.F. SHORT-WAVE RECEIVER
 World wide reception. *Separate electrical band-spread. *3 slow motion drives. *Output 3 watts for 2/3 ohm speaker. *Valves ECC81, EL84, EZ80. Size 12" x 6 1/2" x 7". CODAR-KIT CR.45K with 3 coils (10-28, 25-75, 60-176 metres). £9.10.0. Carr. 6/-, or ready built CR.45 £11.7.0. Carr. 6/-+. Extra coils 5/- each.



R.F. PRE-SELECTOR MODEL P.R.30
 1.5-30Mc/s
 Provides up to 20dB gain plus substantial image rejection, improved signal/noise ratio and selectivity. Power requirements 180-250 volts 12mA H.T. 6.3 volts, 3 amp L.T. Size 8 1/2" x 5" x 4". Ready built complete with cables, plugs and instructions. £5.10.0. Carr. 4/6. Self-powered P.R.30x £7.4.0. Carr. 4/6.



MINI-CLIPPER—OUR FAMOUS SHORT-WAVE RECEIVER
 *Can be built in one evening. *Complete with valve, one coil 25-75 metres and 4 page instruction manual. Price 99/6. Carr. 3/-+. Extra coils 5/- each.

CODAR RADIO COMPANY

BANK HOUSE, SOUTHWICK SQUARE, SOUTHWICK, SUSSEX. TEL: 3149

World-wide Mail Order Service

Please supply (tick as required)

I enclose cheque/M.O. P.O. value of £.....

I should like H.P. details

6d stamp enclosed for leaflets

NAME _____

ADDRESS _____

POST ORDER FORM TODAY

PRACTICAL WIRELESS

VOL 43 No 6

issue 728

OCTOBER 1967

TOPIC OF THE MONTH

The great shake-up

IN three weeks' time, the revamped BBC sound broadcasting set-up gets under way. If you have not already been whipped into a fever of apathy by the subject, it all starts on September 30 and goes like this:

The m.w. Light programme outlet becomes Radio 1, serving up a diet of 14 hours of pop per day. The l.w. and v.h.f. Light remain as before but will be called Radio 2. The existing Third and Home outlets stay but will become Radio 3 and Radio 4 respectively.

Mr. Frank Gillard, director of BBC Radio, is on record as saying that a great deal of thought had gone into choosing the new names. Well, Radio 1, 2, 3, 4 does not seem much result for such effort. Nor does it seem a worth-while change, because apart from the new service on 247m. it is really the mixture as before. It would have been easier and more convenient to keep the old names and call the new outlet the Pop programme, or suchlike. As it is, listeners will have to work out if Radio 2 is the Light programme, the Home Service or a new detergent.

Broadly, we like the reshuffle, for it provides a pop channel without biting into existing services. And, of course, it is all part of the master plan to silence the pirate stations. On August 15, the Marine Broadcasting (Offences) Act became law and the pirates are now officially beyond the pale. Some have accepted the situation, others may continue to flaunt the Jolly Roger. International legislation is needed to back up national laws but in Europe only Holland now stands aloof.

We need not mourn the passing of the pirates because on Radio 1 the BBC will be churning out a massive volume of pop music, supported by hordes of DJ's, some of them recruited from the high seas. And if 14 hours a day are not enough, then it's about time listeners tried broadening their horizons!

Of more significance is the recent appointment of Lord Hill as chairman of the Governors of the BBC. At the time of going to press there is much speculation as to the ultimate reason for this move—including a possible merger between BBC and ITV—and we will be having more to say about this at a later date.

W. N. STEVENS—*Editor*

NEWS AND COMMENT

Leader	395
News and Comment	396
Practically Wireless <i>by Henry</i>	404
On the Short Waves <i>by John Guttridge and David Gibson, G3JDG</i>	420
Letters to the Editor	433

CONSTRUCTIONAL

Two Voltmeters for the Workshop <i>by Graeme Lynn</i>	398
Voice Operated Switch <i>by L. McNamara, B.Sc.</i>	402
Crystal Calibration Oscillator <i>by R. C. Kitching</i>	407
The Music Box <i>by W. E. Dodd</i>	416
Economical Speaker Enclosure <i>by C. R. Bradley</i>	430
Making a Trapped Dipole <i>by A. S. Carpenter, G3TYJ</i>	434
More about the Explorer <i>by W. E. Bardgett</i>	442

OTHER FEATURES


Guide to Surplus Communications Receivers, Part 3 <i>by K. Adkins, B.Sc.</i>	414
A.F. Measurements <i>by H. T. Kitchen</i>	422

NOVEMBER ISSUE WILL BE PUBLISHED ON
OCTOBER 6th

All correspondence intended for the Editor should be addressed to: The Editor, "Practical Wireless", George Newnes Ltd., Tower House, Southampton Street, London, W.C.2. Phone: TEMple Bar 4363. Telegrams: Newnes London, W.C.2. Subscription rates, including postage: 36s. per year to any part of the world. © George Newnes Ltd., 1967. Copyright in all drawings, photographs and articles published in "Practical Wireless" is specifically reserved throughout the countries signatory to the Berne Convention and the U.S.A. Reproductions or imitations of any of these are therefore expressly forbidden.

NEWS AND COMMENT...

RSGB NATIONAL MOBILE RALLY



Within minutes of arriving, there was a beam up, and this G8 station was on the air on 70 cms and in QSO too!

You are 12 miles N.N.E. of Charing Cross on the Greenwich meridian, and approximately 200 feet above sea level—or you would have been had you attended the R.S.G.B. National Mobile Rally at Gilwell Park in Essex. This training ground of the Boy Scouts Association positively bristled with cars, mostly sporting mobile whip antennas for one band or another. Once past one of the four talk-in stations operating on 160, 80, 4 and 2 metres you would have been able to see the Trade Exhibition or watch the model aircraft display. For the thirsty the bar opened at noon and for the people who like a little flutter there was a Grand Raffle, a children's lucky dip, competitions for the ladies and numerous sports events for all age groups. If you couldn't make it don't worry, the next National Mobile Rally is at Woburn Abbey, Bedfordshire on Sunday, Sept. 10th.

MORE Q-MAX METAL PUNCHES

Q-Max (Electronics) Ltd., Napier House, High Holborn, London, W.C.1, have added three new sizes to their range of sheet metal punches. They are 2 $\frac{3}{8}$ in., 2 $\frac{1}{2}$ in. and 3in. models, costing 73s. 6d., 94s. 6d. and 147s. The key costs an extra 3s. 6d. This increases the Q-Max range to 30 sizes ranging from $\frac{3}{8}$ in. to 3in.

A fully descriptive leaflet giving full details of Q-Max punches may be obtained free from them at the address above.

MARCONI SECURE "MARKET" ORDER

Another Common Market order for Marconi's aircraft radio compass has been placed for a fleet of twenty-one Boeing and Fokker aircraft. Air France, one of the world's leading airlines, is to use the equipment on Continental routes and a night postal service which delivers the mail in almost all weather conditions throughout metropolitan France. Late last year, similar equipment was ordered by the German airline, Deutsche Lufthansa.

For Air France, dual automatic direction finders, Type AD 370 will be fitted to twelve Fokker 27-500 series aircraft, which are to be used for the night postal service, and nine Boeing jets, type 727.

MAINTENANCE KIT FOR TAPE RECORDERS
Multicore Solders Ltd. have produced the Bib Size E Tape Head Maintenance Kit, suitable for both reel and cassette tape recorders.

Packed in a blue plastic wallet contained in a transparent bag with a three-colour header card for pegboard display, the kit comprises 2 Blue Tape Head Applicator Tools; 2 White Tape Head Polisher Tools; 10 Applicator and Polisher Sticks; 1 Double-ended Brush; 1 Bottle of Bib Instrument Cleaner; 1 Packet of Cleaning Tissues and a comprehensive 5-page instruction booklet.

The recommended retail price of the kit, reference Size E, complete in plastic wallet, is 12s. 6d. Replacements for the tape head polisher tools and tape head applicator tools are available at 2s. 6d. per packet of two. (Size F and Size G respectively.) A packet of 20 tape head applicator and polisher sticks costs 1s. (Size H.)


IEE PUBLISHING DEPARTMENT MOVE

The former Editorial, Science Abstracts and Advertisement Departments of the Institution of Electrical Engineers are being combined and integrated to form a new Publishing Department located at Stevenage, Herts., which will embrace most of the IEE's publishing activities.

The Editorial Sections of the Proceedings and Electronics Letters and the Advertisement Section moved to the new offices at Stevenage some time ago and the remaining Editorial Sections, including Electronics and Power, IEE News, Science Abstracts and the Current Papers series follow in September.

The new address is Institution of Electrical Engineers, Southgate House, Stevenage, Herts.

JACKSON 2-SPEED DRIVE UNIT




Jackson Brothers (London) Ltd., Kingsway, Waddon, Croydon, Surrey announce their D Type Two-Speed Drive Unit. The slow motion drive is controlled from a 1in. diameter satin anodised aluminium knob. The direct drive is operated by the 1 $\frac{1}{2}$ in. diameter dial.

The drive unit itself gives a reduction of 4 $\frac{1}{2}$:1. It mounts on the outside of the panel (which may be of any thickness) so that the dial and knob are instantly located at the optimum height above the face panel. A flexible coupling completes the unit and allows an angular misalignment of 15° and/or linear misalignment of 0.005in. between the drive shaft of the component to be driven.

Further details may be obtained from Jackson Brothers at the above address.

NEWS AND COMMENT...

DOMINO RADIO HELPS THE BEGINNERS



Electronic dominoes that make child's play out of electronics have been introduced by Raytheon Company.

The new learning aid is expected to streamline the teaching of electronic theory in schools. More than 90 different experiments in electronics are possible with a single set of electronic dominoes.

The individual units are held together by built-in magnets, which also assure proper electrical contact and the units are as quickly disassembled as a game of traditional dominoes.

Each domino contains a circuit element, such as a transistor, inside a container made of clear plastic for easy viewing. The symbol for the element is imprinted on the top of the domino. The magnetically-joined circuit elements eliminate the maze of wires, the solder, and the despair which usually accompany experiments in beginning electronics. No wire whatever is used. For each experiment there is a diagram of the circuit provided in an instruction book, in domino format. To complete the experiment the student is required to assemble the dominoes into an identical configuration.

The dominoes were developed in Germany. Raytheon has been named the exclusive distributor for the United States and various other parts of the world.

NEW RADIO SOCIETY

A Flint and District Radio Society was inaugurated at a well-attended meeting held at the Central Library, Flint, on Friday, June 30th.

The Society intends to promote all aspects of amateur radio, including construction of equipment, operation of a Flint transmitter and preparation of members for the Radio Amateurs' Examination and the Post Office morse tests.

Lectures are to be held at the Central Library, Church Street, Flint, and the Society also has accommodation available for its varied programme of practical activities.

The Society is affiliated to the Flint Association for the Arts and joins the highly-successful Flint Photographic Society and the Flint and District Art Society which were also formed in association with Flint Public Libraries.

RAE COURSES OF INSTRUCTION

At the Evening Education Centre, 28 Beckenham Road, Beckenham, Kent. Thursdays from 7-9 p.m. Fees are graded according to age, the maximum being 40s. Enrolment is at the first class on September 28. Further details if required from: M. D. Bass, B.Sc. (G30JE), 42 Clevedon Road, London, S.E.20.

At the Western Road Evening School, Sheffield 10. Wednesdays at 7.00 p.m. commencing September 20. Further details from: J. Bell, G3JON, 25 Edale Road, Sheffield 11.

At Westfield School, F.E. Centre, Bedford. From September 1967 to May 1968. Inquiries in first instance to: J. R. Clarke, G30WQ, 12 Robin Hill, Brickhill, Bedford.

At March Street Youth Centre, High Street, Walthamstow, E.17. Further details from the warden at the Centre or from K. L. Smith, G3JIX, 82 Granville Road, Walthamstow, E.17.

LONDON BROADCASTING CONVENTION

London's International Broadcasting Convention, which takes place from September 20—September 22, 1967, at the Royal Lancaster Hotel, London, is attracting convention papers and delegates from all over the world. The Convention, which includes an exhibition, is organised by the Electronic Engineering Association and the Royal Television Society.

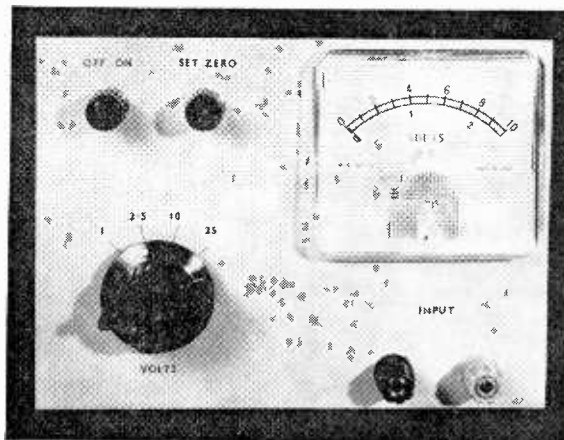

Papers to be read during the Convention cover the whole field of television and sound broadcasting techniques, transmitting, studio and outside broadcast equipment.

ELECTRONIC ORGAN FROM HENRY'S RADIO



Amongst home constructors the electronic organ enjoys wide popularity. Messrs. Henry's Radio Ltd., 303 Edgware Road, London, W.2 (PADddington 1008/9) were the first to offer to the home constructor an all transistor portable electronic organ, suitable for use by schools, clubs, church etc. The "Mayfair" is available either as a kit, sub assemblies or completely assembled. Its many features include full polyphonic design—switched vibrato—ten selected tone colours, six octaves of generators, printed circuits for easy assembly. Optional extras include a reverberation unit—13-note pedal board and various types of amplifiers are available. Further details on the Mayfair are obtainable from Henry's Radio Ltd. The complete kit retails for 99 gns. (plus carriage). A complete range of organ parts for other models are also available.

two voltmeters



FOR THE
WORKSHOP

GRAEME LYNN



PART 1: A.C. MILLIVOLTMETER

A SIMPLE BUT ACCURATE MILLIVOLTMETER USING SILICON TRANSISTORS

LABORATORY test equipment is often regarded as the prerogative of the professional research and development organisations. This has, in the main, been due to the relatively high cost of such equipment, placing it outside the pocket of the majority of private users. This expense has not, however, necessarily been because of the complexity of the test apparatus, for in fact most of the prime pieces of test equipment are in themselves simple, but because there is first not a vast market for products such as these and secondly and more importantly test equipment has to be made so that after many years the instrument still performs accurately. Laboratory equipment has also to work in a considerable variation of temperature and humidity, has to be robust and able to withstand a great deal of manhandling.

A lot of the original trouble in overcoming these kinds of problems was due to the inclusion of thermionic valves which, as we all know, take a grave dislike to being roughly treated and what is more relevant tend to vary during warm-up periods and lose their emission over a relatively short period of time. Since the introduction of semiconductor devices, however, the instrument maker's life has eased considerably with regard to the problems of long term stability and mechanical strength.

Circuit description

The circuit of Fig. 1 is intended to take advantage of the long term stability of semiconductor devices, presenting a very simple yet accurate a.c. millivoltmeter which is completely self-contained,

being powered by its own internal battery. The supply has been stabilised to ensure that the working points of the transistors do not vary and any deterioration in the battery condition that may impair the accuracy of the instrument can be readily ascertained by reference to the meter. A considerable amount of negative feedback has been applied over the circuitry and this, coupled with the epitaxial planar transistors used throughout, ensures that a wide range of frequencies can be measured accurately. Due to the fact that the transistors are of the silicon variety it has been possible to operate in the temperature range from 0°C to 60°C without any measurable change in the output readings on the meter.

Preamplifier stage

An input impedance in the order of 0.5MΩ has been achieved by the use of the bootstrap technique between the emitter and the base of the first stage, Tr1. The emitter load of Tr1 consists of a very accurate attenuator (R14—R22) giving a coverage from 3mV to 1V in six ranges. The reasons for using two resistors where it would appear that one would have sufficed are first that some values are difficult to obtain and secondly that should 5% resistors be used it is probable that the movement in tolerance in one direction may be partially cancelled out by a similar movement in the opposite direction by the introduction of a second resistor. The final tolerance under these circumstances can not be worse than the original 5% and by the laws of averages could be about 2%. Should this be the

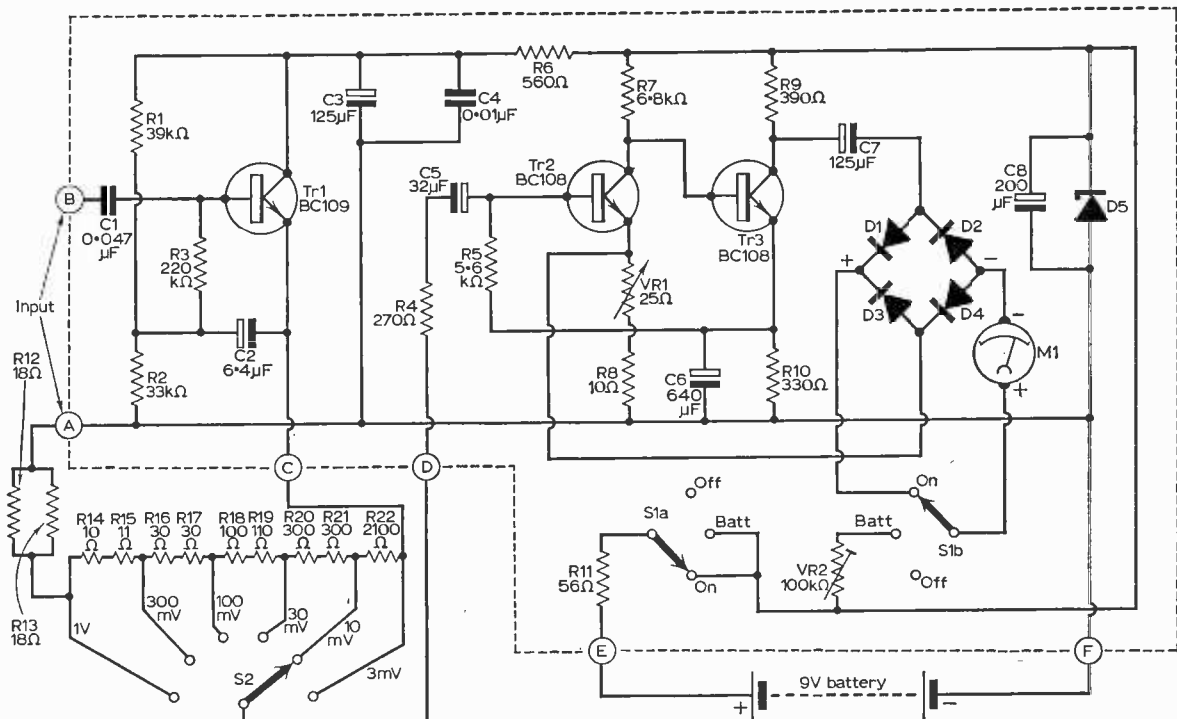


Fig. 1: Circuit diagram of the a.c. millivoltmeter.


case then the attenuator will approach the accuracy that one can expect from a high quality meter.

Main amplifier

In order to avoid shunting the output from the attenuator network, the input impedance of the first stage of the main amplifier, that is Tr2, is increased to something in the order of 20kΩ by the introduction of series negative feedback in the emitter circuit. This feedback is provided by VR1 plus the negative feedback via the meter circuit. The inclusion of R4 in the base circuit of Tr2 does not assist in this increase but tends to ensure that Tr2 base does not look back into a widely varying source impedance thus altering the noise characteristics of the main amplifier.

The emitter of Tr3 has been well decoupled so that any shunt feedback that may have been applied to the base of Tr2 via R5 is reduced to virtually zero. Shunt feedback would have the undesirable effect of lowering the input impedance of the main amplifier and would have required a further stage of amplification to achieve the required input sensitivity. Without any feedback the input sensitivity of the main amplifier is somewhere in the region of 200μV; therefore to realise the 3mV required, a great deal of negative feedback can be applied over the circuit, ensuring stability of the overall gain figure of the amplifier over a wide range of frequencies.

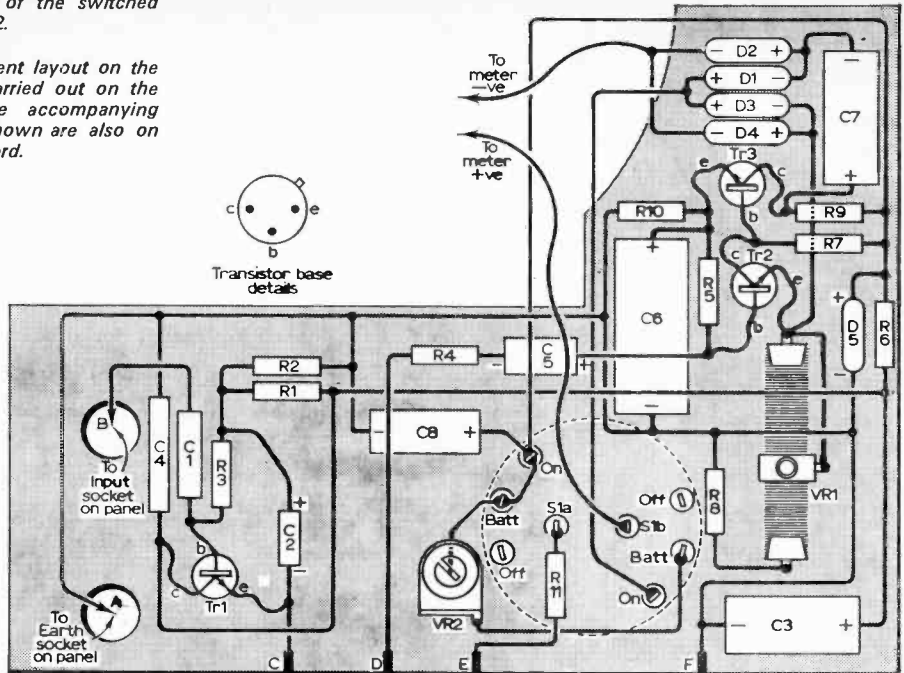
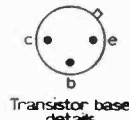
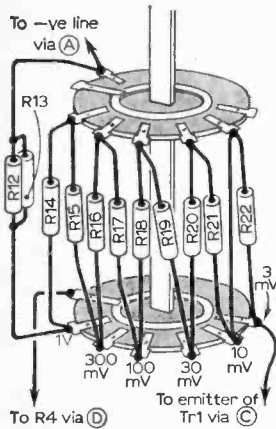
The main amplifier Tr2 and Tr3 is directly coupled in a very temperature stable configuration whereby any increase in the base current of Tr2 occasioned by an increase in temperature causes the collector voltage of Tr2 to become more negative. The result of this is that the same negative change at the base of Tr3 is present at the emitter of Tr3, due to emitter follower action, and is then fed back



Rear view of the completed a.c. millivoltmeter.

Fig. 2 (below left): Wiring of the switched attenuator S2.

Fig. 3 (below right): Component layout on the perforated board. Wiring is carried out on the underside as shown in the accompanying photographs. SI connections shown are also on underside of board.




to the base of Tr2 reducing its base to emitter voltage and in turn increasing its collector voltage, positively, to restore the circuit to its original condition.

Meter circuit

The main amplifier feeds, via a bridge rectifier, a $100\mu\text{A}$ meter giving full scale deflection for an input signal of 3mV r.m.s., the output reading obtained being consistent to within $\pm 2\text{dB}$ from 10c/s to 1.0Mc/s . By using the low noise resistors indicated in the component list the noise voltage indicated upon the meter when the input is open

circuit and switched to the 3mV range does not deflect the meter zero reading by more than one half of one division, that is to say that the noise voltage is less than $50\mu\text{V}$. The a.c. millivoltmeter draws 25mA from the battery when the battery is in a new condition but when the battery has reduced to its normal working voltage this current drain drops to something in the order of 8mA giving approximately 150 hours of working life without having to renew the battery. Once the battery reading indicated by the meter has dropped to 8 then it is necessary to replace the battery to preserve the accuracy of the instrument. The figure 8 does not indicate the voltage of the battery at that particular time but only the state of the cells with regard to the requirement of the millivoltmeter.

The amplifier was constructed on a piece of pre-punched board having an 0.1in. grid, the



Component side of the perforated board.

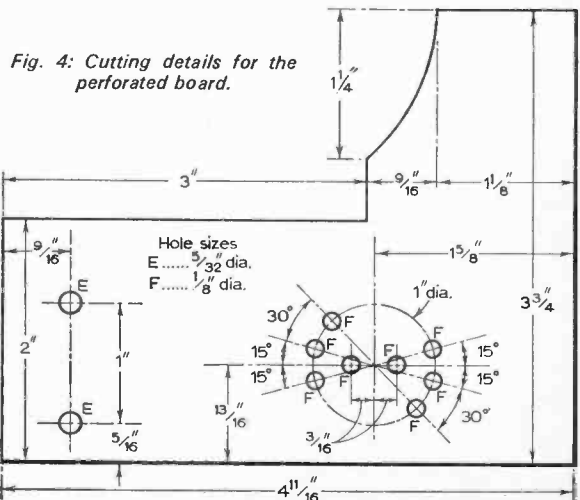


Fig. 4: Cutting details for the perforated board.

underside wiring being as shown in Fig. 3. Where the component wires are insufficiently long, the wiring was continued in 20 s.w.g. tinned copper wire. The layout indicated is not over critical but to ensure stability it would be wise to adhere to this particular arrangement. The board was drilled in the first instance as shown in Fig. 4 to take the input terminals and the rotary switch, after being cut to the correct size. In order to avoid fixing screw holes appearing on the front of the metal panel, the switch and the input terminals form the fixing points of the amplifier board, therefore it is essential that the relationship between the terminal holes and the switch fixing centre is maintained between the front panel and the amplifier board.

The metal front panel shown in Fig. 5 was finally finished by spraying with a cellulose aerosol spray that

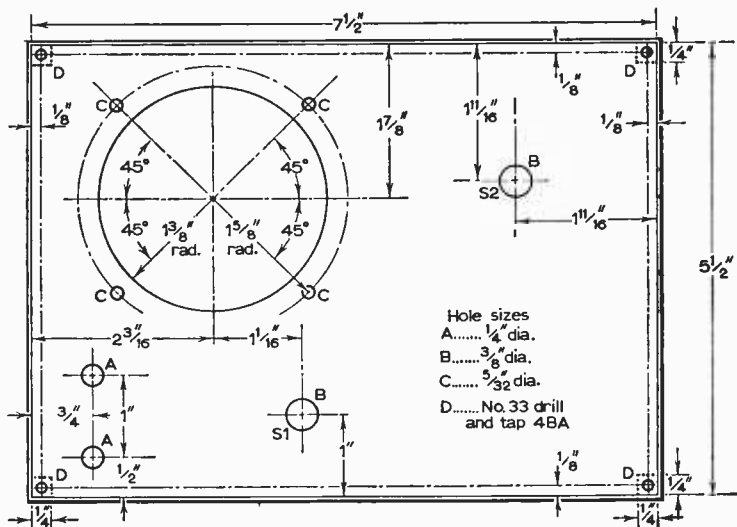


Fig. 5: Details of the front panel.

★ components list

Resistors:

R1	39kΩ	R12	18Ω
R2	33kΩ	R13	18Ω
R3	220kΩ	R14	10Ω
R4	270Ω	R15	11Ω
R5	5.6kΩ	R16	30Ω
R6	560Ω	R17	30Ω
R7	6.8kΩ	R18	100Ω
R8	10Ω	R19	110Ω
R9	390Ω	R20	300Ω
R10	330Ω	R21	300Ω
R11	56Ω	R22	2100Ω

All 5% high stability low-noise carbon

Potentiometers:

VR1	25Ω w.w.
VR2	100kΩ carbon

Capacitors:

C1	0.047μF 25V Hunt's Metalmite
C2	6.4μF 25V electrolytic
C3	125μF 10V electrolytic
C4	0.01μF 250V Hunt's Metalmite
C5	32μF 10V electrolytic
C6	640μF 6.4V electrolytic
C7	125μF 10V electrolytic
C8	200μF 10V electrolytic

Semiconductors:

D1-4	All type OA81
Tr1	BC109
Tr2	BC108
Tr3	BC108
Z1	7.5V zener diode

Miscellaneous:

M1	100μA moving-coil meter
S1	2-pole 3-way rotary switch
S2	1-pole 6-way rotary switch.
4 11/8 x 3 3/4 in. perforated board on 0.1 in. grid. 7 1/2 x 5 1/2 in.	
18s.w.g. aluminium sheet. Red and black input terminals. PP7 battery connector.	


may be obtained in the majority of hardware shops. The finished instrument is shown less any external casing but in order to ensure that extraneous signals picked up do not give false readings when measuring low signal levels it is advisable to make up a metal case. For constructors who do not have the facilities for relatively comprehensive metal work the design has been arranged so that the instrument will fit into a commercially available case manufactured by Imhof, Type no. VM4080, which costs £1 8s 9d. The front panel of this case is somewhat larger than that shown in Fig. 5 but if the junction of the two centre lines is placed directly in the centre of the case front panel and marked accordingly the whole instrument will fit together correctly.

Setting up

After making sure that the unit has been correctly wired up, switch to the "on" position and connect a d.c. voltmeter with a sensitivity of 20kΩ per volt between the collector of Tr3 and the negative rail. If the main amplifier is functioning correctly, the voltage should be in the order of 6.5V. The next step is to obtain an accurate source of 1V a.c. between 20c/s and 1Mc/s. With this applied to the input switch the instrument to the 1V range and adjust VR1 so that the meter reads full scale deflection. There is no need to make any further sensitivity adjustments as all the other ranges should now be calibrated accurately if the attenuator is functioning correctly.

As a final step in the setting up procedure switch the function switch to the "battery" position and, with a new battery fitted, adjust VR2 so that the meter reads full scale deflection. Should the meter reading in this position at some later stage fall to 8 the battery must be replaced in order to maintain accurate measurement of the input signals.

Next month: the d.c. voltmeter



SOLID STATE VOX UNIT

L. McNAMARA B.Sc.

IN some amateur transmitting stations it is not necessary to operate a switch to power the aerial relay; with the first syllable spoken into the microphone, the system goes into operation of its own accord. This is known as a voice-operated switch, or "vox", and the unit to be described is a reliable and economical addition to provide this facility to stations without one. It is necessary to ensure that the relay closes immediately the operator begins to speak, yet incorporates a delay to prevent its opening between words otherwise enough would be lost in such gaps as to leave the transmission garbled.

The first two stages are orthodox a.f. amplifiers, with their familiar germanium p-n-p circuitry. (It is worth mentioning, however, that if a crystal microphone is to be employed, an emitter-follower input stage is advisable. The "ham" for whom this article is designed will be able to incorporate this in his printed circuit without further instructions.) A d.c.

used in the prototype, but since, from the point of view of the transmitter input Tr1 functions as an emitter-follower the output impedance of the circuit is high, and can therefore match efficiently into a valve amplifier.

The lower input impedance of a transistor amplifier merely reduces the level of negative feedback which the emitter circuit presents.

It will be noted that the negative line is decoupled by a resistor and a large capacitor between the driver and relay power stages. This is essential since otherwise the output stage, drawing as it does a fairly high current in pulses during negative-going half cycles, would induce noise and distortion in the earlier stages, including Tr1, and thus into the transmitter audio circuits.

The unit was assembled on a circuit board as shown in Fig. 2. This board may be prepared by the standard method of painting the pattern on a copper laminate, and etching off the unwanted copper, or

simply by applying the more recent "Cir-kit" technique, with self-adhesive copper tape being applied to a sheet of plain paxolin. In either case, the "printed" wiring follows the figure. When all the components are in place, the board itself may be mounted on the relay using tapped holes made available by the removal of a stack of contacts surplus to requirements. The board must

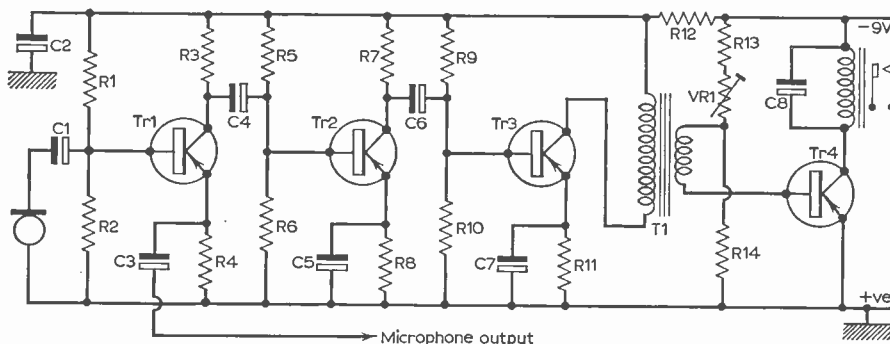


Fig. 1: Circuit diagram of the complete VOX unit.

supply is required for the relay, which will rise quickly with the onset of the first syllable spoken, yet remain for $\frac{1}{2}$ to 1 sec. following the cessation of the audio input. Such a supply is obtained from the output transistor which is transformer-coupled to the driver transistor, but biased into class B. When there is no input from the microphone, the only current flowing in the relay is the leakage current from the transistor. On the negative-going half-cycles only the transistor conducts—a considerable current flows in its collector circuit, through the relay which closes rapidly.

The microphone which operates the "switch" must also supply the audio signal to the transmitter, and it is the function of Tr1 to provide for this. It is the familiar split-load phase splitter circuit which is employed.

A medium impedance dynamic microphone was

be cut and mounted so that it does not interfere with free movement of the arm of the relay. No details of finishing are provided as each constructor will find his own method depending on the application. In most cases it will be found possible to incorporate the unit into the transmitter cabinet; otherwise one of the small plastic lunch-boxes from a department store will serve.

Finally, the testing of the completed unit. The power supply and the microphone are connected, and as the value of the preset sensitivity control VR1 is reduced the relay should close. If the control is now backed off a little to open the contacts of the relay, speaking softly into the microphone should close them, and they will remain closed while speech at the ordinary pace is maintained. There will then be a delay of a second or so before they reopen. The relay in the prototype was an

ex-government type LP 14901/TEG, with a coil resistance of 150 ohms, and closing at a current of 12mA. If one of this sensitivity is not available to the constructor it is suggested that a standing current be set up in the relay by means of a resistor in parallel to Tr4, so that an increase of about 10mA, supplied through Tr4 on application of an audio signal, will cause it to close. It would be convenient to use another variable preset, this time a wire-wound one, due to the higher current required. As an objective assessment of the sensitivity and performance of the circuit, an audio signal was injected into the prototype from an "Advance" calibrated signal generator. With an output impedance of 600 ohms, and using a sine wave at 1kc/s, the switch operated when the signal amplitude reached 8mV. The experienced constructor will recognise that a dynamic microphone will give this output for normal spoken words at a distance of two or three feet, and will agree that this unit can provide a reliable and definitive switching operation. The wiring of the switches on the relay cannot, of course, be treated in detail since requirements vary so widely with the equipment an amateur may possess. Suffice it to say that relays are available to provide switching which either makes or breaks its circuit when the relay is energised, and this in any desired combination of "makes" and "breaks". If necessary in a high-powered transmitter a coaxial or other aerial changeover relay can be energised through low powered contacts on the vox unit. ■

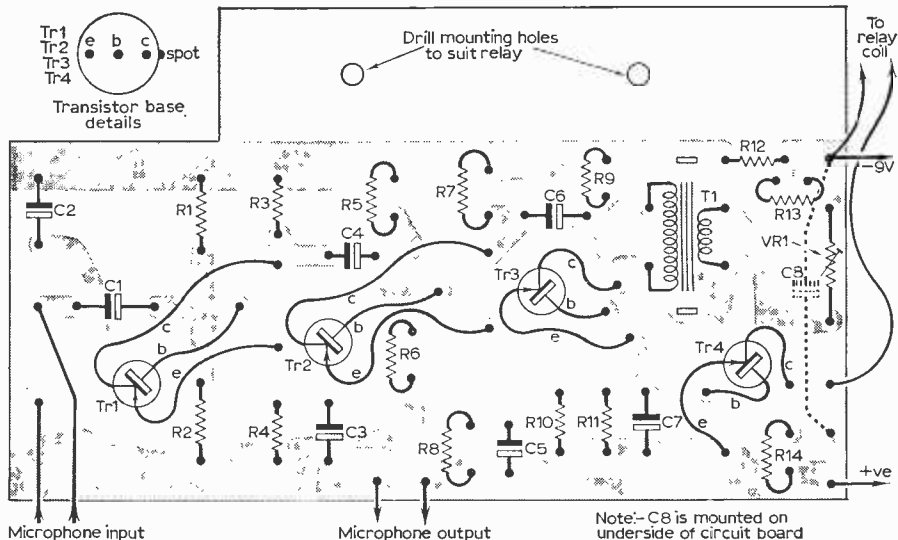


Fig. 2: Printed circuit board layout and wiring diagram.

★ components list

Resistors:

R1, 5, 9	47kΩ	R7	3.9kΩ
R2, 6, 10	10kΩ	R12	100Ω
R3	5.6kΩ	R13	1.5kΩ
R4, 8, 11	1kΩ	R14	27Ω

Capacitors:

C1, 3, 4, 5, 6, 7	10-50μF 3V
C2	100μF 9V
C8	1000μF 9V

Transistors:

Tr1, Tr2	OC71	Tr3	OC81D	Tr4	OC81
----------	------	-----	-------	-----	------

Miscellaneous:

T1 transformer type T9A or similar interstage (4.5:1)
 Relay 150Ω coil (see text). VR1 1.5kΩ pre-set pot.

PRACTICAL TELEVISION

VIDEO TAPE RECORDING

Videotape is another of those "round-the-corner" developments that has actually been on the scene for a decade. This is as good a time as any to answer a few of the questions that tape recording enthusiasts are asking about the new equipment. This new series will deal with many of the more frequent queries, including details of circuitry and head mechanisms.

CIRCULAR TV AERIAL

Full constructional details of an improved version of a novel TV aerial design for Bands I and III.

TRANSISTOR TV CIRCUITS

The second part of this article covers the circuitry of transistor TV i.f. stages, following the description of power supplies in this issue.

PLUS —

Many other interesting articles and, of course, all the usual popular features.

OCTOBER ISSUE ON SALE SEPT 22

PRACTICAL ELECTRONICS

FREE

6 INCH 33¹/₃ RPM RECORD

"ELECTRONIC SOUNDS AND EFFECTS"

plus special article
ELECTRONIC MUSIC TECHNIQUES

construct
1-2 KILOWATT THYRISTOR CONTROLLER

OCTOBER ISSUE on sale SEPTEMBER 15

practically wireless

commentary by **HENRY**

No. 37

Beyond
Economical
Repair

If you are one of those 2-4 "family units" used to illustrate statistical findings, you will sympathise with the Editor of one of our contemporaries who was surprised to find that his readers who answered a questionnaire owned 1-624 tape recorders each.

Any professional service engineer will swear that he has had that odd 0-624 of a tape recorder on his bench. Along with that 0-995 of a television that lacks an unobtainable coil and the 0-756 of a transistor radio that Junior gave to the dog. Some of these fractional failures still lurk in the darker corners of the workshop, reminding us at each stocktaking that we have potential income "in bond".

Now and again we feel a twinge of guilt, haul the carcass from its dark corner, dust it off, and have a go at bringing it to life. We begin like the charge curve of a good electrolytic, steeply uphill with gusto; sorting out a wrong connection here, a broken tag there, identifying a missing part and finding some replacement. But gradually the curve tails off. Was that blackened resistor a 4-7k or a 47k? Will a standard transformer go in that space without resorting to blacksmithery? Surely that switch-blade is not meant to bend quite so far back?



Transistor radio that junior gave the dog

Then, just as we have the hulk dissected and the vital bits spread around in what one service manager friend used to call "a logical confusion" some unsympathetic superior foists a job of greater priority on us. We shovel the bits and pieces into a handy box and stuff the derelict back in its cranny.

For every half-dozen jobs that succumb to the normal process of fault-finding there will be one that costs more to repair than it is worth. Most of the cost being labour charges. Hence the occasional grumble: "Whew! Two quid for fitting a ninepenny condenser."

The catch is that these uneconomical jobs often look deceptively simple when they first arrive. Here is a radiogram, for example, with a "weak and distorted" label. As we suspected, the cathode resistor of the single-ended output stage is burned out. The by-pass electrolytic is trying to do its job—and failing. We replace both and up comes the volume. But—ah, but!

With the increase in gain comes harshness—loudspeaker trouble, by the sound of it. We rig up an alternative to prove the fault and find we have bags of output but a ringing i.f. valve.

Someone rings up and asks how long shall we be, and how much it will cost. We make a wildly cheerful guess—then, too late, discover that the tuning, which we had been operating blindly from behind, runs the pointer the wrong way along the dial. Some blighter has been there before.

And so it goes on. Get the radio section right and the gram will be faulty. The cartridge is cracked, or that gremlin has been soldering the pick-up wires directly to its tags. Then the autochange mechanism fails to trip, or the pick-up sets down wrongly. After righting this, a wow is noticed, and when we



That gremlin has been soldering

cure that problem and box the whole job up, a rumble, previously inaudible, resounds around the workshop. (There is no trouble hearing it—by then everybody else has gone home.)

Small wonder that we have to condemn some jobs as "Beyond economical repair". The owners are incredulous. "It has been going well for years", they point out, forgetful that its long service is one reason why the antique should be retired. We stress that word *economical*. Of course, the job could be done, but at a formidable price, and with little guarantee that something else might not crop up quite soon.

It is mainly for this reason that we try to discourage the owner. Any professional engineer hates the call back, repeat job or second complaint. Useless to explain that it is not your fault when something quite unconnected with the repair you did gives up the ghost. Your fingerprints are on the job, mate. You're guilty—fix it!

Sometimes we will take a defunct monster in part exchange. It may come in handy for spares, but more often it sits in the attic "graveyard", slowly mouldering, until it becomes one of those 0-624 units.

BUILD YOURSELF A QUALITY TRANSISTOR RADIO-GUARANTEED RESULTS BACKED BY OUR SUPER AFTER SALES SERVICE!

THE MAGNIFICENT ROAMER 7 MKIIV

SEVEN WAVEBAND PORTABLE AND CAR RADIO WITH A SUPER SPECIFICATION GIVING OUTSTANDING PERFORMANCE!


● 7 FULLY TUNABLE WAVEBANDS—MW1, MW2, LW, SW1, SW2, SW3 AND TRAWLER BAND.

- Extra Medium waveband provides easier tuning of 'pop' stations.
- Built in ferrite rod aerial for Medium and Long Waves.
- 5 Section 22 inch chrome plated telescopic aerial for Short Waves—can be angled and rotated for peak S.W. listening.
- Socket for Car Aerial.
- Powerful push pull output.
- 7 transistors and two diodes including Philco Micro-Alloy R.F. Transistors.
- Famous make 6in. x 4in. P.M. speaker for rich-tone volume.
- Air spaced ganged tuning condenser.
- Separate on/off switch, volume control, wave change switches and tuning control.
- Attractive case with hand and shoulder straps. Size 9in. x 7in. x 4in. approx.
- First grade components.
- Easy to follow instructions and diagrams make the Roamer 7 a pleasure to build with guaranteed results.

Total building costs


£5.19.6

P. & P.
5/6



Parts price list and easy build plans 3/- (Free with Kit).

TRANSONA FIVE



MEDIUM WAVE, LONG WAVE AND TRAWLER BAND PORTABLE

Attractive case with red speaker grille. Size 6½ x 4½ x 1½in. Fully tunable. 7 stages—5 transistors and 2 diodes, ferrite rod aerial, tuning condenser, volume control, fine tone super dynamic 3in. speaker, all first grade components. Easy build plans and parts price list 1/6. (FREE with kit).

Total building costs
42'6 P. & P.
3/6

POCKET FIVE



TWO WAVEBAND PORTABLE WITH 3in. SPEAKER

Attractive black and gold case. Size 5½ x 1½ x 3½in. Fully tunable over both Medium and Long Waves with extended M.W. band for easier tuning of "pop" stations. All first grade components—7 stages—5 transistors and 2 diodes, super-sensitive ferrite rod aerial, fine tone 3in. moving coil speaker etc. Easy build plans and parts price list. 1/6 (FREE with kit). **POCKET FIVE Medium and Long Wave version with miniature speaker ONLY 29/6. P. & P. 3/6.**

Total building costs
42'6 P. & P.
3/6

MELODY SIX



TWO WAVEBAND PORTABLE WITH 3in. SPEAKER

Handsome leather-look case size 6½ x 3½ x 1½in. with gilt trim and hand and shoulder straps. Fully tunable over both Medium and Long waves. Incorporates pre-tagged circuit board, 8 stages—6 transistors and 2 diodes, ferrite rod aerial, push-pull output, wave change slide switch, tuning condenser, volume control, 3in. moving coil speaker etc. Easy build plans and parts price list 2/- (FREE with kit).

Total building costs
59'6 P. & P.
3/6

MELODY MAKER 6



THREE WAVEBAND PORTABLE WITH 3in. SPEAKER

Smart pocket size case, 6½ x 3½ x 1½in. with gilt fittings. Fully tunable over both Medium and Long Waves with extra M.W. band for easier tuning of "pop" stations. 8 stages—6 transistors and 2 diodes, top grade 3in speaker, 2 R.F. stages for extra boost, high 'Q' ferrite rod aerial. Easy build plans and parts price list. 2/- (FREE with kit).

Total building costs
69'6 P. & P.
3/6

ROAMER SIX



SIX WAVEBAND PORTABLE WITH 3in. SPEAKER

Attractive case with gilt fittings, size 7½ x 5½ x 1½in. World wide reception. Tunable on Medium and Long waves, two Short waves, Trawler Band plus an extra M.W. band for easier tuning of "pop" stations. Sensitive ferrite rod aerial and telescopic aerial for short waves. All top grade components, 8 stages—6 transistors and 2 diodes including Philco Micro-Alloy R.F. Transistors etc. (Carrying strap 1/6 extra.) Easy build plans and parts price list 2/- (FREE with kit).

Total building costs
79'6 P. & P.
3/6

SUPER SEVEN



THREE WAVEBAND PORTABLE WITH 3in. SPEAKER

Attractive case size 7½ x 5½ x 1½in. with gilt fittings and carrying strap. The ideal radio for home, car or outdoors. Covers Medium and Long Waves and Trawler Band. Special circuit incorporating 2 R.F. Stages, push pull output, ferrite rod aerial, 7 transistors and 2 diodes, 3in. speaker (will drive larger speaker) and all first grade components. Easy build plans and parts. Price list 2/- (FREE with kit).

Total building costs
79'6 P. & P.
3/6

RADIO EXCHANGE CO.

61 HIGH STREET, BEDFORD

Callers side entrance Barratts Shoe Shop • Open 9-5 p.m.
Saturday 9-12.30 p.m.

Telephone: Bedford 52367

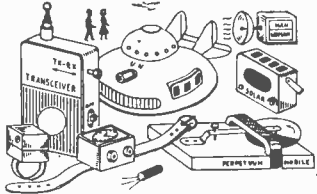
EXPERIMENTER'S PRINTED CIRCUIT KIT

BUILD 40 INTERESTING PROJECTS on a PRINTED CIRCUIT CHASSIS with PARTS and TRANSISTORS from your SPARES BOX

CONTENTS: (1) 2 Copper Laminate Boards 4 1/2" x 2 1/2". (2) 1 Board for Matchbox Radio. (3) 1 Board for Wristwatch Radio, etc. (4) Resist. (5) Resist Solvent. (6) Etchant. (7) Cleanser/Degreaser. (8) 16-page Booklet *Printed Circuits for Amateurs*. (9) 2 Miniature Radio Dials SW/MW/LW. Also free with each kit. (10) Essential Design Data, Circuits, Chassis Plans, etc. for building.

40 TRANSISTORISED PROJECTS

A very comprehensive selection of circuits to suit everyone's requirements and constructional ability. Many recently developed very efficient designs published for the first time including 10 new circuits.



EXPERIMENTER'S PRINTED CIRCUIT KIT 8/6


Postage & Pack. 1/6 (UK)
Commonwealth:
SURFACE MAIL 2/-
AIR MAIL 8/-
Australia, New Zealand,
South Africa, Canada

- (1) Crystal Set with biased Detector. (2) Crystal Set with voltage-quadrupler detector. (3) Crystal Set with Dynamic Loudspeaker. (4) Crystal Tuner with Audio Amplifier. (5) Carrier Power Conversion Receiver. (6) Split-Load Neutralised Double Reflex. (7) Matchbox or Photocell Radio. (8) "TRIFLEXON" Triple Reflex with self-adjusting regeneration (Patent Pending). (9) Solar Battery Loudspeaker Radio. The smallest 3 designs yet offered to the Home Constructor anywhere in the World. 3 Subminiature Radio Receivers based on the "Triflexon" circuit. Let us know if you know of a smaller design published anywhere. (10) Postage Stamp Radio. Size only 1-62" x .95" x .25". (11) Wristwatch Radio 1-15" x .80" x .55". (12) Ring Radio .70" x .70" x .55". (13) Bacteria-powered Radio. Runs on sugar or bread. (14) Radio Control Tone Receiver. (15) Transistor P/P Amplifier. (16) Intercom. (17) 1-valve Amplifier. (18) Reliable Burglar Alarm. (19) Light-Seeking Animal. Guided Missile. (20) Perpetual Motion Machine. (21) Metal Detector. (22) Transistor Tester. (23) Human Body Radiation Detector. (24) Man/Woman Discriminator. (25) Signal Injector. (26) Pocket Transceiver (Licence required). (27) Constant Volume Intercom. (28) Remote Control of Models by Induction. (29) Inductive-Loop Transmitter. (30) Pocket Triple Reflex Radio. (31) Wristwatch Transmitter/Wire-less Microphone. (32) Wire-less Door Bell. (33) Ultrasonic Switch/Alarm. (34) Seismic Car Alarm. (35) Quality Stereo Push-Pull Amplifier. (36) Light-Beam Telephone - "Phonophone". (37) Light-Beam Transmitter. (38) Silent TV Sound Adaptor. (39) Ultrasonic Transmitter. (40) Stereo Pre-Amplifier.

PHOTOELECTRIC KIT

BUILD 12 EXCITING PHOTOELECTRIC DEVICES

CONTENTS: 2 P.C. Chassis Boards, Chemicals, Etching Manual, Cadmium Sulphide Photocell, Latching Relay, 2 Transistors, Condenser, Resistors, Gain Control, Terminal Block, Elegant Case, Screws, etc. In fact everything you need to build a Steady-Light Photo-Switch/Counter/Burglar Alarm, etc. (Project No. 1) which can be modified for modulated-light operation.



PHOTOELECTRIC KIT 39/6

Postage & Pack. 2/6 (UK)
Commonwealth:
SURFACE MAIL 3/6
AIR MAIL £1.0.0

Australia, New Zealand,
S. Africa, Canada & U.S.A.
Also Essential Data Circuits and
Plans for Building

- 12 PHOTOELECTRIC PROJECTS.** (1) Steady-Light Photo-Switch/Alarm. (2) Modulated-Light Alarm. (3) Long-Range Stray-Light Alarm. (4) Relay-Less Alarm. (5) Warbling-Tone Alarm. (6) Closed-Loop Alarm. (7) Projector Lamp Stabiliser. (8) Electronic Projector Modulator. (9) Mains Power Supply. (10) Car Parking Lamp Switch. (11) Automatic Headlamp Dipper. (12) Super-Sensitive Alarm.

OPTICAL KIT Everything needed (except plywood) for building: 1. Invisible-Beam Projector and 1 Photocell Receiver (as illustrated).

CONTENTS: 2 lenses, 2 mirrors, 2 45-degree wooden blocks, infra-red filter, projector lamp holder, building plans, performance data, etc. Price 19/6. Postage and Pack 1/6 (UK). Commonwealth: Surface Mail 2/-; Air Mail 8/-.

LONG RANGE OPTICAL KIT 29/6 p.p. 1/6

Obtainable from larger electronic components distributors or direct from

EXPERIMENTAL ELECTRONIC ENG. KITS YORK ELECTRICS, 333 York Rd., London S.W.11

Send a S.A.E. for full details, a brief description and Photographs of all Kits and all 52 Radio, Electronic and Photoelectric Projects assembled.

Visit our stand No. B77 at the "DO-IT-YOURSELF" Exhibition, OLYMPIA, 1-16 September 1967, where you will be able to see and hear all 52 projects assembled.

ELECTROLYTIC CONDENSERS

0.25µF	3V.	4µF	4V.	16µF	30V.	64µF	10V.
1µF	6V.	4µF	12V.	16µF	150V.	100µF	3V.
1µF	10V.	4µF	25V.	20µF	3V.	100µF	6V.
1µF	15V.	4µF	100V.	20µF	6V.	100µF	9V.
1µF	40V.	5µF	6V.	20µF	9V.	150µF	12V.
1µF	50V.	5µF	25V.	20µF	15V.	150µF	25V.
1.25µF	50V.	5µF	50V.	25µF	6V.	200µF	3V.
2µF	3V.	5µF	70V.	25µF	12V.	200µF	4V.
2µF	9V.	6µF	12V.	25µF	15V.	200µF	12V.
2µF	15V.	6µF	15V.	25µF	25V.	200µF	16V.
2µF	50V.	8µF	3V.	30µF	6V.	250µF	2.5V.
2µF	70V.	8µF	6V.	30µF	10V.	250µF	9V.
2µF	150V.	8µF	50V.	30µF	15V.	320µF	2.5V.
2.5µF	15V.	8µF	275V.	32µF	1.5V.	350µF	9V.
2.5µF	25V.	10µF	6V.	40µF	3V.	350µF	12V.
3µF	3V.	10µF	10V.	40µF	6.4V.	500µF	4V.
3µF	12V.	10µF	12V.	50µF	6V.	500µF	6V.
3µF	25V.	10µF	25V.	50µF	9V.	640µF	2.5V.
3.2µF	6V.	12µF	20V.	50µF	12V.	750µF	18V.
3.2µF	6.4V.	12.5µF	4V.	64µF	2.5V.		
3.2µF	64V.	12.5µF	40V.	64µF	9V.		

All at 1/- each, 9/- per dozen. Mixed packet (our selection) 20 for 10/-, 200/100µF, 275V.; 200/200µF, 275V.; 125/300/50µF, 275V.; 5/- each or 3 for 10/-.

PAPER CONDENSERS

0.001µF	500V.	0.005µF	750V.	0.1µF	350V.	0.5µF	150V.
0.001µF	1000V.	0.02µF	600A.C.	0.1µF	750V.	0.5µF	350V.
0.002µF	500V.	0.02µF	350V.	0.25µF	350V.	0.5µF	500V.

All at 15/- per 100, or mixed packet (our selection) 50 for 10/-.

VERY SPECIAL VALUE! SILVER MICA, POLYSTYRENE, CERAMIC CONDENSERS
Very well assorted. Mixed types and values. 10/- per 100.

RESISTORS

Very small 1 watt, 5% long leads, ideal for transistor work, 10/- for 50, 1/2 watt assorted values including printed circuit types, 10/- for 100, 55/- per 1,000.

1 watt to 3 watt mixed values and types, 10/- for 100, 55/- per 1,000. TO CLEAR: 10 Meg. 1/6th watt resistors. £1 per 1,000.

WIRE-WOUND 3 watts, 5 watt—6d. each.
7 watt, 10 watt—9d. each.

Most values, 1Ω to 47K Ω.

TRANSISTORS

OC44, 45, 81D—2/6 each.
C71 equivalent, 1/- each, 23 per 100.
Switching Transistors ASY22 (DNP) or I.B.M. (DPR), 6 for 10/-.
Car radio type Output Transistors type NKT405, 10/- each.
UNMARKED, UNTESTED TRANSISTORS—50 for 10/-.
LIGHT-SENSITIVE TRANSISTORS SIMILAR TO OCP71—2/- each.
Packet containing complete set of transistors for Superhet Radio—1 2G344A; 1 2G345A; 1 2G345B; 1 2G371A; 2 2G378A; and diode, with specifications. 15/- only.
2N753 N.P.N. silicon planar, 300mV, 250 Mc/s high speed switch.
BSY 28 N.P.N. sil. planar, epitaxial 300mV 300 Mc/s.
BSY 65 N.P.N. sil. planar, epitaxial 800mV 100 Mc/s.
AFZ 12 P.N.P. Germanium Alloy Diff. 83mV 180 Mc/s.
All 5/- each.

TELEVISION VALVES, BRAND NEW AND BOXED

PCF80, 7/6; PL81, 7/6; PCL84 7/6; PCC84, 6/6; PY81 6/-; ECC82, 6/6; PL36, 9/-; EY86, 6/-; PCL83, 9/-; PY33, 9/-; ECL80, 6/6; PCC89, 9/-.

Silicon diodes. Make excellent detectors. Also suitable for keying electronic organs. 1/- each or 20 for 10/-.
BY100 TYPE TELEVISION H.T. RECTIFIERS, SPECIAL PRICE 5/- each, 30/- dozen.
ORP12 light sensitive resistors, 9/- each.

NUTS, SCREWS AND WASHERS, very useful assorted packs, 6/- each. SIGNAL INJECTOR, parts and circuit to make, 10/- only.

SIGNAL PCB, parts and circuit to make, 10/- only.
MOTOR CAR REV. COUNTER (less 1mA meter), parts and circuit to make, 10/- only.

TRANSISTORS, COMPONENTS AND CIRCUIT to convert 1mA meter to 0 to 10 Meg. ohm meter, 10/-.

TRANSISTORISED RUMBLE AND SCRATCH FILTER (for improving reproduction of old records), all components and circuit, 30/-.

SINCLAIR. All products in stock including latest version of MICRO-6—World's smallest radio—and only 59/6!

NEEDLES FOR RECORD PLAYERS. HALF PRICE!

All types below at 3/6 each!
TC8LP; GC2LP; GC8LP; BF40LP; GP67LP; GP37; GP59; TC8 Stereo LP; Studio O L.P.

CARTRIDGES
SONOTONE MONO, 10/-, ACOS, 15/-. ACOS STEREO SAPPHIRE, 12/6; DIAMOND, 17/6. All complete with needles!

LAPEL MICROPHONES. Magnetic or Crystal, 10/- each.
TAPE RECORDER MICROPHONES. Fantastic value at 12/- each. ACOS MIC, 45. 30/-. Many others, both crystal and dynamic in stock.

THIN CONNECTING WIRE. 10yd., 1/-; 100yd., 7/6; 500yd., 25/-; post 4/6. 1,000yd., 40/-, Post 6/-.

LOUDSPEAKERS. 12in. Richard Allen, 37/6. 12in. Bakers Guitar, £5/5/-, 3in., 4in., 5in., and 5in. x 3in., all at 10/- each; 8in. x 2in., 12/6; 2in. 80 ohm, 7/6.

EARPIECES. Magnetic or Crystal, 5/- each.

VEROBOARD

2in. x 2in., 1/1; 2in. x 5in., 3/11; 2in. x 3in., 3/3; 3in. x 5in., 5/6; 3in. x 3in., 3/11. Terminal Pins, 36 for 3/-; Spot Face Cutter, 7/3.

Special Offer—Cutter and 5 boards, 2in. x 1in., 9/9.

ORDERS BY POST:

To G. F. MILWARD, 17 PEEL CLOSE, DRAYTON BASSETT, Staffs.


PLEASE INCLUDE APPROPRIATE POSTAGE COSTS

No enquiries without stamped addressed envelope please

For customers in the Birmingham area, goods may be obtained from: Rock Exchanges, 231 Alton Rock Rd., Birmingham 8 (no postal service)

CRYSTAL CALIBRATION OSCILLATOR

R. C. KITCHING



Part 1

NEXT to the multimeter, a good crystal calibration oscillator is probably one of the most useful pieces of test gear to the radio enthusiast. Apart from its obvious use in calibrating receivers, it can also be used to calibrate or check the calibration of v.f.o.s, signal generators, g.d.o.s, absorption wavemeters, etc. Furthermore, since the frequency of the signals it generates is to all intents and purposes constant, it can be used to detect and estimate any frequency drift in such instruments.

For example, to determine the frequency drift of a v.f.o. tunable over the range 1.8 to 2.0 Mc/s, the station receiver is tuned to say 1.9 Mc/s, the calibration oscillator switched to 100 kc/s and the output lead placed near to the aerial socket of the receiver, when a "swish" should be heard in the speaker, and the v.f.o. then tuned to 1.9 Mc/s and adjusted to "zero beat" with the signal from the crystal oscillator. Any subsequent drift in the v.f.o. will be indicated by the production of a low growl in the speaker, the pitch gradually rising with further drift. The amount of drift can be estimated from the pitch of this beat note. Alternatively, for a more accurate measure, a variable frequency audio oscillator may be tuned so that the pitch of the note it produces is the same as that emanating from the speaker; the drift in c/s can then be read from the dial of the audio oscillator.

BASIC REQUIREMENTS

In order that full advantage may be taken of the facilities that a crystal calibration oscillator offers, certain basic requirements are necessary in the design.

(1) In addition to the usual 100 kc/s crystal, another crystal with a frequency of 1 Mc/s should be available so that the extent of a particular tuning range in an uncalibrated receiver may be quickly determined. The amateur bands enthusiast may prefer a 3.5 Mc/s crystal here for rapid location of the l.f. end of the amateur bands below 80 metres.

Furthermore, facilities are desirable for filling in the gaps between the 100 kc/s bars, this being necessary on the long waveband of broadcast receivers, the l.f. ranges of communications receivers and, in the case of high grade communications receivers, the h.f. ranges also. The fundamental frequency chosen was 10 kc/s, though this may be modified as described later.

(2) The harmonics on all three fundamentals should be audible right up to the highest usable frequency on the receiver, which may be taken as about 15 Mc/s on broadcast receivers, or up to 30 Mc/s on communications receivers, the limit being set here.

Thus in addition to the class C crystal oscillator, a harmonic producing (distorter) stage is desirable though not essential.

(3) The unit should be completely reliable; it should have its own built-in, cool-running power supply unit, should not overheat after a few hours continuous use and should be unaffected by mechanical vibration and warm up.

In addition it should have a professional appearance, convenient yet attractive layout of controls, and should be self-contained without protruding crystals, valves etc.

CIRCUIT DESCRIPTION

The complete circuit diagram of the unit is shown in Figs. 1 and 2.

Valve V1, an EF80, and the associated circuitry form the crystal oscillator, with feedback obtained by tapping the cathode into the earth-grid capacitance. R1 and R3 are the usual grid bias resistors. R3, shunted at r.f. by C3, provides grid bias under all conditions, R1 providing grid bias only when grid current is flowing, i.e. when the valve is oscillating. The safety bias produced by R3 is necessary when neither of the crystals is switched in circuit. The value of these resistors is such that the amount of bias pushes the valve into class C operation, and the output of this stage is thus rich in harmonics.

The anode current through the valve varies in sympathy with the frequency of the oscillations in the grid circuit, and a corresponding r.f. voltage is produced across R4. This r.f. voltage is fed back into the grid circuit at the capacitance tap between C2 and either C1 or TC2, depending on which crystal is in use. The addition of C4 was found necessary to remedy a tendency towards parasitic oscillation.

In the prototype, the dual crystal unit type Z.A. 13327 was used. This unit contains two crystals, for 1 Mc/s and 100 kc/s, and the three-pin base fits a UX5 valveholder. Viewed from underneath, pin 2 is connected to one end of the 100 kc/s crystal, pin 4 to one end of the 1 Mc/s crystal, pin 3 being the common connection.

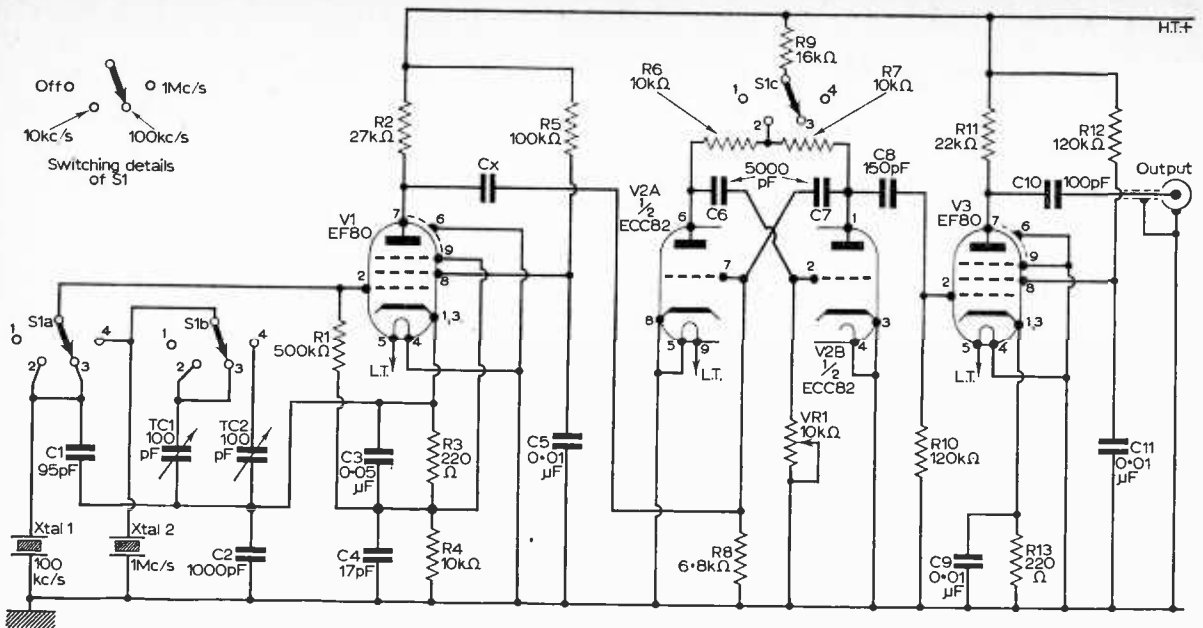


Fig. 1: Circuit of the complete unit minus the power supply arrangements.

The author considered it desirable to employ two trimmers so that both crystals could be made to zero beat with the MSF transmissions on 5.0Mc/s, instead of just providing this facility for the 100kc/s crystal as is more usual. This enables the constructor to accurately mark in the 1Mc/s divisions first of all and then to fill in the gaps with 100kc/s bars and finally (where applicable) the 100kc/s divisions with 10kc/s bars.

CRYSTAL OSCILLATOR STAGE

The original "lash-up" circuit for the oscillator is shown in Fig. 3, where it can be seen that the grid is switched between the 100kc/s crystal and TC1 (for the 100kc/s bars) and the 1Mc/s crystal and TC2 (for the 1Mc/s bars). It was found, however, that with this arrangement TC1 had virtually no effect on the frequency of oscillation of the 100kc/s crystal which was removed from that of the MSF transmission, but that TC2 could not only be adjusted to make the 1Mc/s crystal zero beat with

MSF, but, with re-adjustment, would also make the 100kc/s crystal zero beat with the MSF transmissions (with the switch in the position so that the 100kc/s crystal is in circuit of course).

It was thus found necessary to modify the arrangement shown in Fig. 3 to that shown in the final design (Fig. 1). Here, TC1 is replaced by a capacitor with a nominal value of 95pF, and a switch S1b is introduced which switches either TC2 across the 1Mc/s crystal, this crystal being simultaneously connected to the grid by S1a, for 1Mc/s bars, or TC1 across the 1Mc/s crystal, the 100kc/s crystal being simultaneously connected to the grid by S1a, for 100kc/s bars. In this way, the 100kc/s crystal and the 1Mc/s crystal may be made to zero beat by adjustment of TC1 and TC2 respectively.

Should constructors find this dual crystal unobtainable, or have in their possession two separate crystals, then these can be used with confidence in the circuit shown in Fig. 3, though due consideration must be made regarding their size and the type

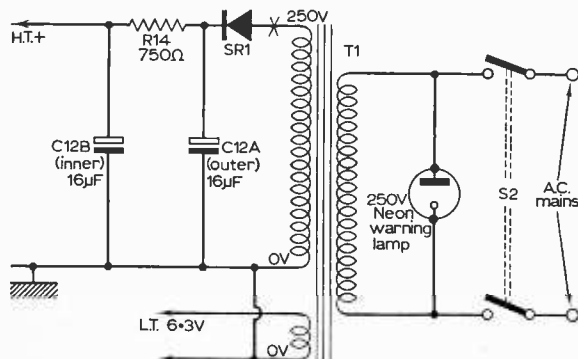


Fig. 2: Circuit of the power supply system.

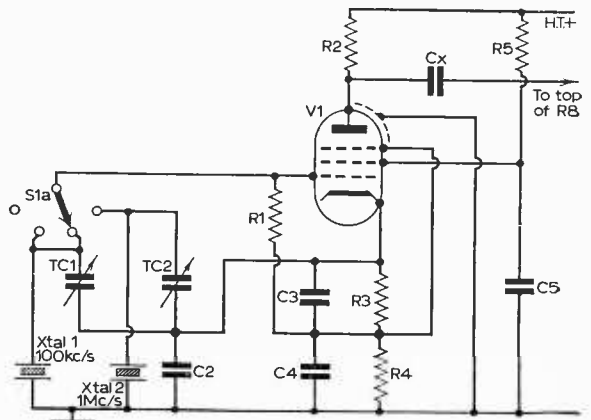


Fig. 3: Original "lash-up" of the crystal oscillator stage.

JOYSTICK

VFA ONLY 7' 6" LONG


UK Pat. No. 1,045,481
and world patents granted or pending.

AERIAL PROBLEMS SOLVED!

LET'S NOT KID OURSELVES! The best communications receivers in the world will not resolve those elusive weak signals, or give quality to the strong ones, without a **REALLY GOOD AERIAL!**

Before the Joystick age massive outdoor aerials were essential. To that elusive weak signal the **JOYSTICK V.F.A.** looks like a massive aerial from whichever direction the signal is coming (there are no nulls on the Joystick V.F.A.).

YOU CAN ACCOMMODATE THE HANDSOME JOYSTICK V.F.A. SYSTEM IN THE SMALLEST APARTMENT AND THE WORLD IS AT YOUR SERVICE—
IT IS SIMPLICITY ITSELF I



Joymatch Type 3A—General short wave coverage for SWL. Band-switched for amateur bands. One of our range of Joymatch tuners.

Your Joystick V.F.A. stockist:

- BATH:** Ryland Huntley, 15 Old Bond Street.
- BIRMINGHAM:** Chas. H. Young Ltd., 170-172 Corporation St., R.S.C. Hi-Fi Centres Ltd., Gt. Western Arcade.
- BRADFORD:** R.S.C. Hi-Fi Centres Ltd., 10 North Parade.
- BRIGHTON:** Technical Trading Co., Park Crescent Place.
- BRISTOL:** R.S.C. Hi-Fi Centres Ltd., 14 Lower Castle Street, Bristol 1.
- CARDIFF:** Wesak Radio, 54 Daniel St., Cathays.
- CHELTENHAM:** Spa Radio, 335-337 High Street.
- CHESTERFIELD:** J. & A. Tweedy (Electronic Supplies) Ltd., 64 Lordsmill Street.
- COVENTRY:** Swanco Products Ltd., 247 Humber Avenue.
- DARLINGTON:** R.S.C. Hi-Fi Centres Ltd., 13 Post House Wynd.
- LOUGHBOROUGH:** Taurus Electrical Services, 28 Nottingham Rd.
- LUTON:** Coventry Radio Ltd., 189-191 Dunstable Road.
- MANCHESTER:** R.S.C. Hi-Fi Centres Ltd., 60A Oldham Street.
- MIDDLESBROUGH:** R.S.C. Hi-Fi Centres Ltd., 106 Newport Road.
- NEWARK:** (George Francis (G3TWW)), 93 Balderton Gate.
- NEWCASTLE-UPON-TYNE:** Sidney T. Chadwick, "Ham Radio," 55 George Street.
- NEWCASTLE-UPON-TYNE:** R.S.C. Hi-Fi Centres Ltd., 41 Blakett Street.
- NEWPORT (MON.):** K. F. Paull Ltd., 14 Dock Street.
- NOTTINGHAM:** Pete's Electronics Ltd., 155 Arkwright Street.
- PORTSMOUTH:** Technical Trading Co., 330-332 Fratton Road.
- PURLEY (Croydon):** G3HSC, 45 Green Lane (for demonstration phone 660 2896).
- SCARBOROUGH:** Derwent Radio Ltd., 28 Hillcrest Avenue.
- SHEFFIELD:** R.S.C. Hi-Fi Centres Ltd., 13 Exchange Street, Castle Market Buildings.
- SOUTHAMPTON:** Technical Trading Co., 72 East Street.
- ST. HELENS:** Harold Stott, 18 Westfield Street.
- STOKE-ON-TRENT:** See Sidney T. Chadwick, Newcastle-under-L.
- WORCESTER:** Jack Porter Ltd., 30-31 College Street.
- WORTHING:** G.W.M. Radio Ltd., 40-42 Portland Road, Technical Trading Co., Montague Street.
- DERBY:** R.S.C. Hi-Fi Centres Ltd., 26 Osmaston Road, The Spot.
- EDINBURGH:** R.S.C. Hi-Fi Centres Ltd., 133 Leith Street.
- GLASGOW:** R.S.C. Hi-Fi Centres Ltd., 326 Argyle Street.
- R.S.C. Hi-Fi Centres Ltd., 403 Sauchiehall Street.**
- HALIFAX:** Albert Hind Ltd., 16-18 Waterhouse Street.
- HARTLEPOOL:** The Radio Shop, 88 Park Road.
- HARWICH:** C. H. Bernard & Sons Ltd., George Street.
- Huddersfield:** Radio Craft (Hudd) Ltd., 38 King Street.
- HULL:** R.S.C. Hi-Fi Centres Ltd., 91 Paragon Street.
- Short Wave (Hull), 24A Newland Avenue.**
- ILFORD:** Radio Developments Ltd., 298 Clayhall Avenue, Barkingside.
- LEEDS:** R.S.C. Hi-Fi Centres Ltd., County (Mecca) Arcade, Briggate
- LEICESTER:** R.S.C. Hi-Fi Centres Ltd., 32 High Street, 8, May Ltd., 12-14 Church Gate.
- LIVERPOOL:** R.S.C. Hi-Fi Centres Ltd., 73 Dale Street, Liverpool 2.
- Stephens-James Ltd., 70 Priory Road.**
- LONDON:** G. W. Smith & Co. (Radio) Ltd., 3 & 34 Lisle St., W.C.2.
- Lasky's Radio Ltd., 118 Edgware Road, W.2.**
- Lasky's Radio Ltd., 297 Edgware Road, W.2.**
- Lasky's Radio Ltd., 33 Tottenham Court Road, W.1.**
- Lasky's Radio Ltd., 42 Tottenham Court Road, W.1.**
- Lasky's Radio Ltd., 152-3 Fleet Street, E.C.4.**
- R T & I Electronics Ltd., Ashville Old Hall, Ashville Rd., E.11.**
- Alfred Imhot Ltd., 112-116 New Oxford Street, W.C.2.**

By the time this list appears in print it will be incomplete—so please write to us for your local stockist, or order direct from:

PARTRIDGE ELECTRONICS LIMITED (Dept. PWJ)
CAISTER HOUSE, PROSPECT ROAD, BROADSTAIRS, KENT
Tel: 0843 62535

THIS BROCHURE GIVES YOU THE FACTS AND ONLY THE FACTS!

SEND TODAY

PARTRIDGE ELECTRONICS LIMITED
CAISTER HOUSE, PROSPECT ROAD, BROADSTAIRS, KENT

NAME..... CALL/BR5 No.

ADDRESS



R.S.T. VALVE MAIL ORDER CO.

144-146 WELLFIELD ROAD, STREATHAM, S.W.16

All valves
brand new
and boxed

Mon.—Sat. 9 a.m.—5.45 p.m.
Closed Sat. 1.30—2.30 p.m.
Open Daily to Callers

Tel. 769-0199/1649

OA2 5/9	6BE6 4/8	6K7M 5/9	787 17/9	78 5/1-	DH77 4/1-	ECF82 7/1-	EM81 7/1-	PCC89 10/1-	S130 25/1-	UM80 6/1-
OC3 5/1-	6BH6 7/1-	6K7G 1/9	7Y4 7/8	80 5/1-	DK32 7/9	ECH21 12/6	EM84 7/1-	PC189 9/6	SP4 8/1-	U16 13/6
IA7 7/9	6B7 7/1-	6K8G 4/8	9BW6 7/1-	85A2 7/8	DK91 5/1-	ECH35 11/1-	ESU150 20/1-	PCF80 6/3	SP41 3/6	U17 13/6
1D5 7/1-	6B9A 7/1-	6K8M 8/6	10C1 12/6	30P5 16/1-	DK92 8/1-	ECF42 9/1-	EM51 7/1-	PCF82 6/1-	SP61 3/6	U19 9/1-
1H15 7/1-	6BR7 8/6	6K8G 3/1-	10C2 12/6	25A6 5/9	150C4 7/8	ECF48 9/1-	EY86 6/6	PCF84 8/6	SP25 13/6	U21 9/6
LLD5 5/1-	6BR8 5/1-	6K8GT 7/1-	10F1 9/1-	25L6GT 5/6	801 6/1-	DL66 15/1-	ECH83 7/1-	PCF86 8/1-	SU2150 12/6	UY41 6/3
1N5GT 8/1-	6B87 16/9	6K25 20/1-	10F3 8/1-	25Y5 6/1-	807 7/1-	DL92 4/9	EZ40 7/6	PCF87 9/6	T41 15/1-	UY85 5/1-
1R5 5/1-	6HW6 7/1-	6L1 9/6	10F9 9/9	25Z4 6/3	813 75/1-	DL93 3/6	ECL82 6/3	PCF802 9/6	TDD4 10/1-	VMP4G 17/1-
1R4 5/1-	6BW7 9/6	6L6G 7/1-	10F18 9/1-	25Z5 7/1-	866A 13/6	DL94 5/9	ECL83 9/6	EZ80 5/1-	U10 7/6	VP48 25/1-
1R5 4/1-	6C4 2/9	6L18 5/1-	10L1 8/1-	25Z6 8/6	954 4/9	DL86 6/6	ECL86 8/9	PCF806 12/1-	U14 7/6	VR105/30
1T4 3/1-	6C9G 4/1-	6Q7G 6/1-	10L11 15/1-	28D7 5/1-	1925 5/6	DL96 7/1-	ECL800 8/9	GZ30 18/1-	PCF808 11/6	U19 35/1-
3A4 3/1-	6C6 3/9	6Q7GT 8/6	10L13 14/1-	30C1 6/3	4022AR 50/1-	DM70 5/1-	GZ32 9/6	PCL82 7/1-	U25 10/6	VR150/30
3Q4 6/6	6CR9 6/1-	68A7M 7/1-	11E3 42/1-	30C15 11/6	5763 10/1-	DY86 0/6	EF9 20/1-	PCL83 8/6	U26 10/6	VT25 5/1-
305 6/6	6CD6G 20/1-	68C7 7/1-	12AT6 4/8	30C17 11/6	7193 2/1-	DY87 0/6	EP37A 7/1-	PCL85 8/6	U78 3/6	VT31 8/6
384 4/9	6CH6 5/9	68G7 5/1-	12AT7 3/9	30F5 12/1-	7475 4/1-	EASO 2/1-	EP39 6/1-	PCL86 8/6	U191 11/1-	VT31 8/6
3V4 5/9	6CW4 12/1-	68H7 3/3	12AV6 5/9	30FL1 13/6	30L15 12/9	EABC80 6/6	EP41 8/6	PCF86 8/6	U281 12/6	VU111 7/6
5R4GY 8/9	6D6 2/9	68J7 5/1-	12AU 7 4/9	ATP5 7/1-	30L17 12/6	EAF42 8/6	EP80 5/6	PEN44 20/1-	U301 13/1-	VU120 12/6
5U4G 4/1-	6E5 7/8	68K7GT 4/9	12AX7 5/9	30L12 10/1-	30P12 10/1-	EBA4 4/8	EP80 2/6	PEN44 20/1-	U403 6/6	VU508 35/1-
5V4G 8/1-	6F1 9/1-	68K7GT 4/9	12BA6 5/8	30P12 10/1-	30P12 10/1-	EB41 4/8	EP85 6/6	PEN45 7/1-	U801 17/1-	W81M 6/1-
5Y3GT 5/1-	6F5G 8/1-	68N7GT 4/8	12BE6 5/3	30P19 13/1-	AU5 7/6	EB41 4/8	EP86 6/3	PEN46 2/9	UABC80 5/6	X79 41/1-
5Z4G 6/9	6F8G 4/1-	68Q7 4/6	12CB8GT 4/6	30PL1 14/1-	AZ1 8/1-	EB41 4/8	EP89 5/3	PL88 2/9	XH1-5 5/1-	XPL1-5 5/1-
6/30L2 10/1-	6F9G 4/8	614GT 12/1-	12E1 17/8	30PL13 14/1-	AZ31 9/1-	EB90 4/6	EP91 3/6	PL82 6/6	UBC41 8/1-	XSG1-5 10/1-
6A7 15/1-	6F11 7/1-	615G 7/8	12J5GT 2/6	30PL14 14/1-	CBL31 15/1-	EBP80 6/6	EP92 2/6	PL83 6/6	UBC81 7/6	Y63 7/6
6A8G 12/6	6F13 5/1-	6V8M 8/1-	12K7GT 7/1-	35A3 12/9	CCH35 21/1-	EBP83 7/1-	EP98 9/1-	PL84 6/6	UBF80 6/3	Tubes
6AC7 3/1-	6F14 12/6	6V8G 4/6	12K7GT 6/1-	35L6 5/9	CL33 20/1-	EBL1 14/1-	EP183 6/1-	PL84 6/6	UBF89 6/6	8E85 50/1-
6AK5 4/6	6F23 10/6	6V8GT 6/6	12K8GT 8/1-	35W4 4/8	CY31 10/1-	EBL21 10/1-	EP184 6/1-	PL84 6/6	UCB4 8/6	3F7 19/1-
6AL5 3/1-	6G6 2/8	6X4 3/6	12Q7GT 4/6	35Z3 10/1-	DAF92 7/1-	EBL31 27/6	EL33 12/6	PL84 6/6	UCB8 6/6	5CP1 35/1-
6AM6 2/8	6H6 2/1-	6X5G 4/8	128A7 6/6	35Z4GT 5/6	DAF91 4/1-	EC90 2/9	EL34 9/6	PL84 6/6	UCB8 6/6	CV1526 40/1-
6AM8 3/8	6J5M 6/6	6X5GT 5/8	28G7 4/8	35Z5 5/6	DAF91 4/1-	EC81 3/9	EL41 8/8	PL84 6/6	UCB8 6/6	25.0.0
6AQ5 5/8	6J5G 2/6	7B8 10/1-	128H7 3/1-	37 5/1-	DAF96 6/3	EC82 4/9	EL42 8/8	PL84 6/6	UCB8 6/6	VCR97 35/1-
6AS7G 15/1-	6J5GT 4/6	7B7 7/1-	128J7 3/9	42 6/1-	DC90 7/1-	EC83 5/9	EL43 4/3	PL84 6/6	UCB8 6/6	VCR97B 35/1-
6AT6 4/1-	6J6 3/1-	7C5 10/1-	128K7 4/9	50B5 6/6	DF33 8/1-	EC84 5/9	EL44 4/3	PL84 6/6	UCB8 6/6	VCR97C 46/1-
6AU6 5/6	6J7M 7/6	7C6 6/1-	128R7 5/1-	50C5 5/9	DF70 7/1-	EC84 5/9	EL45 5/6	PL84 6/6	UCB8 6/6	VCR97D 46/1-
6B8G 2/1-	6J7G 4/9	7D5 8/1-	14H7 9/1-	50C6GT 31/1-	DF81 3/1-	EC85 5/1-	EL46 5/6	PL84 6/6	UCB8 6/6	VCR97E 46/1-
6B4G 15/1-	6J7GT 6/6	7H7 6/1-	19AQ5 5/1-	50L6GT 6/1-	DF82 7/1-	EL80 20/1-	EL80 20/1-	PL84 6/6	UCB8 6/6	VCR97F 46/1-
6BA6 4/8	6K6GT 5/1-	7R7 17/6	20D1 10/1-	75 7/1-	DF96 6/8	ECF80 6/6	EM80 7/1-	PL84 6/6	UCB8 6/6	VCR97G 46/1-

SPECIAL 24 HOUR SERVICE

OBsolete TYPES A SPECIALITY

QUOTATIONS FOR ANY VALVE NOT LISTED

Postage 6d. per valve.

C.W.O. No C.O.D.

Manufacturers and Export Inquiries Welcome

Special 24 Hour
Express Mail
Order Service


SETS OF VALVES
DAF96, DPF96, DK96, DL96 Set of 4, 25/6

BRAND NEW TRANSISTORS
AC127 7/8 OC25 11/1- OC71 4/6 OC81 4/1- OC82D 6/1-
AF114 7/1- OC28 16/1- OC72 6/6 OC81m/pr OC83 6/1-
AF115 7/1- OC35 11/6 OC75 6/1- OC81D 12/6 OC170 7/1-
AF116 7/1- OC44 4/5 OC76 6/1- OC81D 7/1- OC171 8/1-
AF117 5/1- OC45 4/1- OC77 8/1- OC82 6/1- OC200 7/6

SEND S.A.E. FOR LIST OF 2,000 TYPES

H.A.C. SHORT-WAVE KITS

NEW RELEASE: MODEL "DX"



Famous for over 30 years for Short-Wave Equipment of quality, "H.A.C." were the original suppliers of Short-Wave Receiver Kits to the amateur constructor. Over 10,000 satisfied customers—including Technical Colleges, Hospitals, Public Schools, R.A.F., Army, Hamis, etc.

IMPROVED 1967 RANGE

One-valve model "DX", complete kit—price 56/6 (Postage and packing 3/6).

Customers say: "Definitely the best one-valve S.W. Kit available at any price." This kit contains all genuine short-wave components, drilled chassis, valve, accessories and full instructions. Ready to assemble, and of course, as all our products—fully guaranteed. Full range of other S.W. kits still available, including the famous model "K" (recommended by radio clubs). All orders despatched by return. (Mail order only.) Send now for a descriptive catalogue, order form, etc., to—

"H.A.C." SHORT-WAVE PRODUCTS
29 Old Bond Street, London W.1

NEW RANGE U.H.F. AERIALS FOR BBC 2 (625) line transmissions

All U.H.F. aerials now fitted with tilting bracket and 4 element grid reflectors.
Loft Mounting Arrays. 7 element, 35/1-; 11 element, 42/6; 14 element, 50/-; 18 element, 57/6. **Wall Mounting with Cranked Arm.** 7 element, 60/-; 11 element 67/-; 14 element, 75/-; 18 element, 82/6 **Mast Mounting with 2in. clamp.** 7 element, 42/6; 11 element, 55/-; 14 element, 62/-; 18 element, 70/-. **Chimney Mounting Arrays.** Complete, 7 element, 72/6; 11 element, 80/-; 14 element, 87/6; 18 element, 95/-. Complete assembly instructions with every unit. **Low Loss Cable, 1/6 yd. U.H.F. Preamps.** from 75/-. State clearly channel number required on all orders.

BBC · ITV · F.M. AERIALS

BBC (Band 1). Telescopic loft, 21/-; External S/D, 30/-. "H" £2.10.0.

ITV (Band 3). 3 element loft array, 25/5; 5 element, 35/-. Wall mounting, 3 element, 35/-. 5 element, 45/-.
Combined BBC/ITV. Loft 1+3, 41/3; 1+5, 48/9; Wall mounting, 1+3, 56/3; 1+5, 63/9; Chimney 1+3, 63/9; 1+5, 71/3.


VHF transistor pre-amps, 75/-.

F.M. (Band 2). Loft S/D, 12/6, "H", 30/-, 3 element, 52/6. External units available. Co-ax cable, 8d. yd. Co-ax plugs, 1/3. Outlet boxes, 4/6. Diplexer Crossover Boxes, 12/6. C.W.O. or C.O.D. P. & P. 5/-. Send 6d. stamps for illustrated lists.

Quotations for special arrays available on request

K.V.A. ELECTRONICS (Dept. P.W.)
27 Central Parade, New Addington
Surrey CRO OJB
Lodge Hill 2266

Just Published



THE PRACTICAL AERIAL HANDBOOK

By Gordon J. King

Assoc. I.E.R.E., M.I.P.R.E., M.R.T.S

An important new book covering the principles, design, erection and maintenance of modern radio and TV receiving aerials, including aerials for colour TV, stereo radio, shared aerial systems, car radio aerials, etc. Other sections give invaluable information on signal combining, splitting and boosting techniques, and the problems of radio and TV interference. 224 pages. 184 illustrations.

ODHAMS

35s.

★ components list

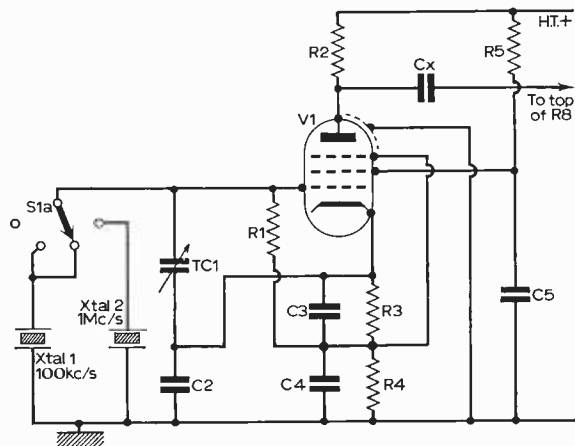


Fig. 4: Oscillator circuit with only one crystal tuned.

of holder they require. Those contemplating the use of separate crystals may prefer to use a different value, for example 3.5Mc/s, for the second crystal.

Constructors who consider the complexities involved in tuning both crystals not worth while are referred to Fig. 4 where the 100kc/s crystal only is tuned. This circuit may, of course, be used with separate crystals also.

Though 100kc/s crystals, especially surplus ones, tend to be sluggish in oscillating, no difficulty was experienced in this respect in the circuits shown, though the author had found it very difficult to make this crystal oscillate in preliminary experiments using different types of oscillator stage.

MULTIVIBRATOR STAGE

V2 is a twin triode type ECC82, the two halves with the associated circuitry forming a multivibrator oscillating at a frequency of about 10kc/s, though this may be increased to 20kc/s or so.

The stability of a multivibrator on its own is, of course, far from adequate for use in a calibration oscillator. However, by borrowing a technique from the television technicians, and synchronizing the multivibrator with the output from the crystal oscillator, operating on 100kc/s, in much the same way as the free-running timebase in a TV receiver (which is in fact generally a multivibrator) is synchronised by the sync pulses in the signal, the stability of the multivibrator is made dependent on the stability of the crystal oscillator and is thus very high.

The sync is applied to the grid of V2A by soldering a piece of insulated wire to V1 anode and wrapping the free end round the lead from R8 to V2A grid. The coupling is thus capacitive and is shown on the circuit (Fig. 1) as Cx.

With S1 in the 1Mc/s or 100kc/s position, the multivibrator is rendered inoperative by removing its h.t., the output from V1 then passing through Cx, C7 and C8 in series to the grid of the harmonic generator V3.

With S1 in the 10kc/s position, however, the multivibrator is operative and the crystal oscillator operating at 100kc/s. The crystal oscillator synchronises the multivibrator and the waveform at the

Resistors:

R1	500k Ω	R8	6.8k Ω
R2	27k Ω	R9	16k Ω 3W
R3	220 Ω	R10	120k Ω
R4	10k Ω	R11	22k Ω
R5	100k Ω	R12	120k Ω
R6	10k Ω $\frac{1}{2}$ W	R13	220 Ω
R7	10k Ω $\frac{1}{2}$ W	R14	750 Ω 3W
VR1	10k Ω carbon or w.w.		

(All $\frac{1}{2}$ W 20% carbon unless otherwise stated)

Capacitors:

C1	95pF silver mica
C2	1,000pF silver mica
C3	0.05 μ F ceramic
C4	17pF silver mica
C5	0.01 μ F ceramic or paper
C6	5,000pF silver mica
C7	5,000pF silver mica
C8	150pF ceramic or mica
C9	0.01 μ F ceramic or paper
C10	100pF ceramic or mica
C11	0.01 μ F ceramic or paper
C12	16+16 μ F electrolytic 450V

TC1 100pF } air spaced with insulated mounting
 TC2 100pF } bushes. (If unavailable, normal type
 may be used, but moving vanes must
 be insulated from chassis by mount-
 ing in a grommet.)

(All 350V min. d.c. wkg. unless otherwise stated)

Transformer:

T1	Mains transformer with suitable primary. Secondaries: 0-250V 40mA; 6.3V 1.5A
----	---

Valves:

V1	EF80	V2	ECC82	V3	EF80
----	------	----	-------	----	------

Rectifier:

SR1	Miniature silicon rectifier 350V 50mA
-----	---------------------------------------

Switches:

S1	3-pole, 4-way rotary
S2	2-pole, 2-way mains toggle

Crystals:

Dual crystal unit 100kc/s and 1Mc/s type Z.A. 13327 (obtainable, price 22s.6d., from Henry's Radio Ltd., 303 Edgware Road, London W.2). Alternatively separate crystals may be used—see text.

Miscellaneous:

Metalwork, see text. 3 B9A valveholders; 1 UX5 valveholder (see text); 3 tag strips; 1 stand-off insulator; 2 earthing tags. Mount for electrolytic capacitor. 1 coaxial plug and socket; 2 yards coax; 2 crocodile clips. 2 yards mains cable; mains plug; grommet. Suitable nuts and bolts; self-tapping screws. Pointer knob for S1; 250V mains neon warning lamp. Hammer finish paint; transfers, etc. Rubber feet.

control grid of V3 will consist of the 10kc/s fundamental together with a large number of harmonics. (As a result of the sharp transient at the change-over point in a multivibrator output waveform, the output from a multivibrator is extremely rich in harmonics.) Superimposed on these will be the 100kc/s bars, and as a result every tenth 10kc/s bar will sound louder than the previous nine.

Should the 10kc/s bars not be required, then the multivibrator stage is omitted and the free end of the wire from pin 7 of V1 wrapped round the lead from R10 to pin 2, V3.

HARMONIC GENERATOR

V3, another EF80 high slope pentode, functions as a harmonic generator. The essence of any harmonic generator is that it cuts off during part of the cycle and as a result produces steep transients in its output waveform which is thus rich in harmonics; the steeper the transients, the more the output will approach a square wave which theoretically contains harmonics up to infinity.

This switching action is obtained here by biasing the valve into class C, see Fig. 5. The valve is cut-off for most of the cycle, though the positive peaks of the input waveform reduce the (negative) grid bias sufficiently to allow the valve to draw anode current. Thus the output from the valve consists of a series of pulses of short duration. By using a valve with a high mutual conductance and applying a fairly high anode voltage (i.e. increasing the gradient of the I_a/V_a characteristic), the height of the output pulses for the same fraction of the grid cycle during

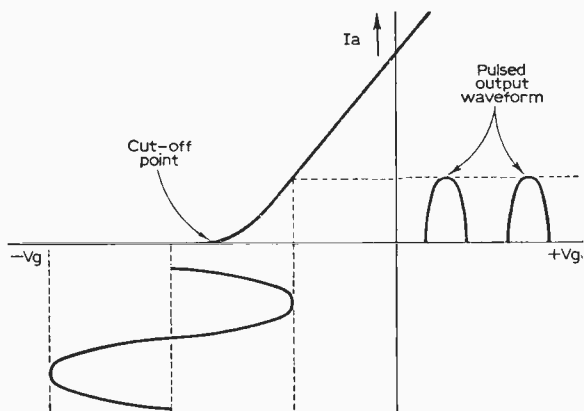


Fig. 5: Class C valve operation.

which the valve conducts can be increased and the sides made more vertical so that the waveform approaches the ideal square wave.

The output from this valve is taken via C10 and a length of coax to the output (coaxial) socket.

The power requirements for the unit are easily met and a circuit diagram of the built-in power supply unit is shown in Fig. 2. The constructor may wish to include a 40mA fuse at "x" to protect the transformer and silicon rectifier against possible overload.

to be continued

CQ! CQ! CQ! CQ! CQ! CQ!

ISSUES WANTED

- ... September 1966 Issue of *Practical Electronics* and/or December 1966 Issue of P.W.—R Howard, 176 Wanstead Park Road, Ilford, Essex.
- ... May, June and July Issues of P.W. featuring the Double Conversion Communications Receiver.—M. C. Mulchay, Castletons, Fermoy, Co. Cork.
- ... Issues of P.W. that dealt with the construction of the Spectrephon.—S. G. Murray, 30 Bonnyrigg Road, Eskbank, Dalkeith, Midlothian.
- ... Issue regarding the 10 metre conversion for an 1155 receiver or alternatively details of 150 metre converter.—P. Cliffe, 13 St. Christopher Close, Upton, Chester.
- ... P.W. Issues for Jan., Feb. and Mar. 1966 and Jan., Feb., Mar. and Apl. 1967.—M. I. Nicholls, 15 Iverson Road, Basement Flat, Kilburn, N.W.6.
- ... Jan. 1964, July 1964 and June 1964 Issues of P.W.—M. P. Chandler, 58 Pentre Poeth Road, Bassaleg, Monmouthshire.
- ... Issue of P.W. containing details of 15+5 A amplifier.—R. Conway, 113 Park Road, New Barnet, Hertfordshire.
- ... December 1965 Issue of P.W. containing part 1 of the L.C.R. Bridge.—P. Vollans, 94 Marlborough Gardens, Upton, Essex.
- ... May 1964 Issue of P.W. concerning the mains distribution panel.—G. D. Sloan, Tudor Lodge, Leigh Place, Cobham, Surrey.
- ... July 1960 Issue of P.W.—G. Lines, 14 Church Hill West, Brixham, S. Devon.
- ... August 1960 Issue of P.W.—J. R. W. Brown, 38 Mulfield, Perth.
- ... the Issue of P.W. containing the blueprint and text for the 35 Watt Guitar Amplifier.—A. Saxton, 31 Westhill Road, Grimsby, Lincolnshire.
- ... all the Issues of P.W. in 1965 except the March Issue. Also required, the 1966 Issues January to April inclusive complete with blueprints etc.—G. W. Jackson, Flat C401, Henry Price Building, Clarendon Road, Leeds 2.
- ... March to June 1964 Issues Inclusive containing Junior Crystal Set articles.—K. G. Farran, 26 Belgrave Road, Cadishead, Nr. Manchester.
- ... the January and February 1967 Issues of P.W.—A. Keith, 68 Corse Bar Road, Paisley, Scotland.
- ... January 1966 Issue of P.W. Willing to swap October 1965 and February 1964 Issues of P.W. for this.—T. Tappenden, 13a Stratford Road, Wolverton, Buckinghamshire.
- ... the blueprint featured in the December 1963 Issue of P.W. Duplicating the Beginners' 10W Transmitter.—D. Westwood, 48 Waltham Road, Catterick Camp, Yorkshire.
- ... March, April, and May 1966 Issues of P.W.—W. Rogers, 27 Merebrook Road, Macclesfield, Cheshire.
- ... June 1965 Issue of P.W. and the December 1966 Issue of P.W.—B. Rooney, Glencor P.O., Sligo, Eire.
- ... the Issue containing the text for the P.W. Progressive Short Wave Superhet.—G. W. West, 26 Southdown Caravan Park, Drayton, Nr. Abingdon, Berkshire.
- ... the January 1967 Issue of P.W. containing details for the Explorer v.h.f. Receiver.—W. H. Kemp, 19 Kirkwood Crescent, Leeds 16.
- ... the Issue of P.W. containing an article on Chromasonics.—E. Chatfield, 31 Dunston Hill, Tring, Hertfordshire.

... the August 1964 and May 1965 Issues of P.W.—M. Hewitt, 3 St. David's Drive, Quinton, Birmingham 32.

TAPESENDENTS WANTED

- ... anyone using a tape recorder having speeds 1½ and 3½ i.p.s. and with 5in. spools. My interests are amateur radio, philately, and most types of music.—R. Garvey, 12 Cobarley Road, Benhall, Cheltenham, Gloucestershire.
- ... anyone anywhere in the world who is interested in SWL, and radio and electronics in general. I have a Phillips 4-track recorder with speeds 1½ and 3½ i.p.s. and 7in. spools. I am 15 years old.—J. Thomas, 24 Bethania Road, Upper Tumble, Nr. Llanelli, Carmar., South Wales.

CORRESPONDENTS WANTED

... anyone of my own age (19) who is interested in radio receivers.—C. Davison, 5 Bank Terrace, Co. Tyrone, N. Ireland.

ISSUES FOR DISPOSAL

- ... December 1964, March 1966, May 1966 to April 1967 Inclusive Issues of P.W. and the October 1966 Issue of *Practical Electronics*.—R. H. J. Bowen, "Oakley Dene", 62 Roundmead Avenue, Loughton, Essex.
- ... January 1958 onwards with all the blueprints. I also have a number of issues dating back to 1949.—A. R. McEwan, 80 Comiston Road, Edinburgh 10.
- ... more than 100 Issues dating between 1958—66. Please enclose a 1s. airmail for reply.—B. C. Goyal, 123 Sanghi Street, Mhow (M.P.), India.
- ... 1958 November, 1959 September, November, 1960 January, February, June, July, September, December. 1961 twelve Issues. 1962 twelve Issues. 1963 twelve Issues. 1964 twelve Issues. 1965 twelve Issues. 1966 twelve Issues. 1967 January and February. Blueprints are included with the relevant issues and I have some self binders.—M. East, 41 Avenue Close, Avenue Road, London, N.W.8.
- ... November 1966 Issue of P.W.—D. S. Panesar, 24 Maryhill Road, Glasgow N.W.9.

INFORMATION WANTED

- ... any information on the 1475 surplus receiver.—Fl/Lt. W. C. Brown, Plas Amherst, Harlech, Merionethshire.
- ... any information on the type of battery and the voltage and the proper crystal to use in a Talbe transceiver, cat. BE226 type 9092, ref. 10D/19831 (Burnder, Erith, Kent).—R. Gauci, 21 South Street, Valletta.
- ... a plan of a tube checker with accompanying chart. I will return promptly after copying them.—Amir Wassef, 42 Rue Abou Helf, Saba Pacha, Alexandria, U.A.R.
- ... circuit for a V. R. Electrometer with indicator type 1079C, cat. No. 3-7/6651, serial No. 203 and Electrometer type 3-7/6652.—R. Tuffin, 49 Hill Drive, Hove 4.
- ... circuit for an amplifier using 6N7's only. Preferably parallel push-pull, about 40-50W using them as triodes.—J. Merlin, 14 Fanny Moor Crescent, Lowerhouses, Huddersfield, Yorkshire.
- ... any information regarding ex-U.S. Government v.h.f. receiver type 1585 ref. 10/D 2654. It also has a small plate marked R-H/AR22. It uses 11 valves and measures 4½ x 5½ x 8in.—J. Leman, 15 Preston Road, Lytham, Lytham St. Annes, Lancashire.
- ... manual circuit and any other information on ex-W.D. Oscillograph No. 1, Mk.2 WYO212.—H. Lakin, P.O. Box 52, Limbe, Malawi.

FREE
next
month




ALL-PURPOSE DATA-RULE

Gives at-a-glance data and quick-reference calculations for every radio enthusiast.

- ★ Instant conversion factors
- ★ 17 Scales
- ★ Component tolerances
- ★ LC & f ABAC
- ★ Colour codes
- ★ Parallel resistor chart
- ★ Decibels
- ★ Normal mathematical slide rule functions

Plus Special Feature


BUILD YOUR OWN TRANSISTORISED CAR RADIO



PRACTICAL WIRELESS

ORDER YOUR COPY NOW!

NOVEMBER ISSUE ON SALE OCT. 6th



GUIDE TO K.ADKINS SURPLUS COMMUNICATIONS RECEIVERS

PART 3

The CR100 and CR150 Series

CR100

The CR100 was made by Marconi for the British Navy during the last war. Large numbers of them have been released over a long period of time, and they are quite popular.

The frequency range is from 60kc/s to 30Mc/s in six bands. The circuitry includes a crystal filter, a b.f.o., two r.f. and three i.f. stages and a.g.c. A 230V a.c. power supply is built in, but an external loudspeaker is required. Some models have a noise limiter.

There are several variations of the CR100, all differing in minor respects. These include the CR100/2; /7; /8MOD; and /B28.

Modifications The CR100 does not require modification for normal operation. Certain models do not contain a noise limiter. The CR100 does not have an "S" meter, and it is a very common modification to add one. The performance of the CR100 may fall off a little towards the high frequency end of the range, in common with most receivers of this type. Realignment may help matters, but the usual procedure is to add an external r.f. preamplifier, or to replace the front end with miniature valves. The receiver performs quite satisfactorily on the l.f. bands, however, without any modification.

Availability Although relatively few CR100's have

been released in the last few years, there are a surprisingly large number of them in amateur hands. It is believed that many of these were released in the period before 1960. These can be obtained on the second-hand market for as little as £10 in grade 2/3, good working condition.

Since 1960, there has been a constant, if small, supply of the later models to the surplus market, and these have been priced at approximately £20 in grade 2 condition. Additionally, during the latter half of 1963, a small quantity of CR100/8MOD receivers were released in grade 1 condition. These were brand new in their original transit cases, with manuals, and they were sold for a standard price of £35 each. More recently, some CR100's have been available in excellent condition for about £30.

A good, late model CR100 can be obtained on the second-hand market for £15 to £20. CR100 spares have been available in the past. CR100 manuals, however, are difficult to obtain, and second-hand prices can go as high as 50/-. As mentioned above, manuals were supplied with all receivers of the 1963 CR100/8MOD release.

CR150

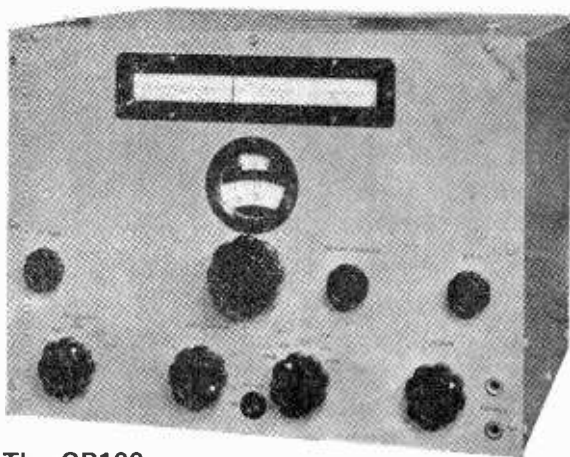
The Marconi CR150 is little known, and relatively few of them exist. It has a superb specification and performance, however. The frequency coverage is from 2Mc/s to 60Mc/s in five bands, and dual conversion is employed. The first i.f. is 1,600kc/s, and the second is 465kc/s. The image signal is 40dB down up to 30Mc/s, and 20-40dB down from 30-60Mc/s. The bandwidth is switched from 100c/s to 10kc/s in five steps. An acoustic filter for c.w. reception is switched into circuit in the 100c/s bandwidth position.

The receiver has an "S" meter, and both mechanical and electrical bandspread. The supply is stabilised, and a crystal calibrator is included. Temperature compensation is another feature of the circuit. Output is 1mW at 600Ω and 200mW at 3Ω. Sensitivity is from 1 microvolt at 2Mc/s to 14 microvolts at 60Mc/s. The CR150 can be used for diversity reception. An external power unit is required.

There are two known developments of the basic CR150, differing in various respects. They are the CR150/2 and the CR150/3, and the differences will be mentioned in the relevant sections.

Modifications It is doubtful if the performance of a receiver of this calibre can be easily improved.

Availability A few CR150's were available as early as 1961. These had been overhauled to the original specification and were priced at £75, inclusive of power unit.



The CR100

A small number of CR150's were released during 1963. They were in almost grade 1 condition and were priced at £60 with the mains power unit at £10 extra. Alternatively, a suitable power unit could have been supplied for £4 10s. They did not sell very well, because anyone with £60 or £70 to spend on a receiver would not normally contemplate buying a surplus one. Consequently, about a year later in 1964, the price was reduced to £49, without power unit. The price was further reduced to £39 in 1965, and nearly all CR150's had been sold by the end of last year.

CR150/2

This receiver has a similar specification to the CR150, but with a smaller frequency range of 1.5 Mc/s to 22Mc/s in four bands.

Availability A quantity of CR150/2's in grade 1/2 condition were released with the CR150's in 1963. They were priced at £35, power units extra as for the CR150. The price was reduced to £31 in 1965, and a further reduction was made to £26 in the summer of 1966. They are no longer available at this price, but some CR150/2's were made available at the beginning of this year, priced at £45 inclusive of power unit.

CR150/3

The CR150/3 has a similar specification to the CR150, with several important differences. It has a crystal controlled first oscillator, for fixed frequency reception. A separate aerial trimmer is provided on the front panel. A muting switch is provided. The widest bandwidth of 10kc/s in the CR150 was extended to 13kc/s in the CR150/3.

Availability A few CR150/3's in grade 1/2 condition were issued with the 1963 CR/150 release, and were disposed of within a few months. They were priced at £65, with power units available for £10 or £4 10s.

CR150/6

This receiver has a similar specification to the other models in this series, but is of more recent design. The frequency coverage is 2Mc/s to 32 Mc/s in four bands, and double conversion is employed. The bandwidth can be varied between 100 c/s and 13kc/s. A crystal calibrator, noise limiter and "S" meter are incorporated.

Availability This receiver first became available only in recent months and was priced at £40, mains power unit extra.

The HRO Series

HRO Senior

This receiver, made by National of the U.S.A., is one of the most popular of ex-service receivers and is currently in use by many amateur stations. It was introduced in 1935, when it ranked among the more expensive receivers available for commercial use. It soon established a reputation for reliability. Its superior performance was due mainly to the sound design and construction to precision standards.

During the last war, large numbers of these receivers were built for the services both in the U.S.A. and in this country and these are the ones that are currently available on the surplus market. The models usually encountered are the HRO, HROM, HROMX, HRO5T, and HRO5R, all of which, apart from slight differences, are fundamentally alike. The HRO contains 9 valves as follows:—

HRO, HROM, HROMX

(UX Types)


1st R.F. Amplifier 6D6
2nd R.F. Amplifier 6D6
Mixer 6C6
O cillator 6C6
1st I.F. Amplifier 6D6
2nd I.F. Amplifier 6D6
Detector 6B7
B.F.O. 6C6
Output 42

HRO5T, HRO5R

(Octal types)

6K7M
6K7M
6J7M
6J7M
6K7M
6K7M
6SQ7M
6J7M
6V6GT/G

The HRO5T and 5R models, fitted with metal octal valves, were modified versions developed specially for the services. They are similar to the original models, but are not quite so sturdy in construction, and they have a tendency to drift. The HRO5T and 5R versions are fitted with a 0-1mA milliammeter, whereas the original HRO has a calibrated "S" meter. The HRO5T is the table model, the HRO5R is for rack mounting. The HRO Junior is similar to the HRO Senior, but does not have a crystal filter or an "S" meter.



The HRO

The receiver covers from 50kc/s to 30Mc/s by means of a set of nine plug-in standard coil units. In addition, bandspread coil units were available for the 3.5, 7, 14, and 28Mc/s amateur bands. The standard coil ranges are:—

50 —100kc/s	480—960kc/s	3.5—7.3Mc/s
100—200kc/s	900—2050kc/s	7.0—14.0Mc/s
180—430kc/s	1.7—4.0Mc/s	14.0—30.0Mc/s

The HRO has a unique dial, which is rotatable through 500 divisions, representing about ten feet of scale length.

The front panel controls are: R.F. gain, audio gain, selectivity control, crystal phasing control, B.F.O. control, H.T. switch, A.V.C. switch and "S" meter switch.

By adjustment of phasing control and selectivity control, receiver bandwidth can be varied from 2.5 kc/s to 200kc/s. The i.f. is 456kc/s.

Headphones can be plugged into the socket provided on the panel. Output for a loudspeaker is obtained from two sockets at the rear of the cabinet, but an output transformer is not included in the receiver, and this must be provided. A loudspeaker must *not* be connected directly to the output sockets.


The HRO does not have a built-in power supply, but requires 230 volts d.c. at about 75mA and 6.3 volts at 3-lamps. (centre tap). Aerial and earth terminals are provided at the left side of the cabinet.

—continued on page 442

THE receiver described here will fulfil any need for a simple self-contained portable capable of tuning in stations with the absolute minimum of trouble. Its compact layout, small size and low cost make it an ideal receiver for the amateur constructor. It also makes a very acceptable "present" for the lady of the house, and will give a good account of itself wherever it is used. The case is simple yet presentable, and the circuitry involved is absolutely straightforward and devoid of frills.

Although the set is essentially an eight transistor m.w. receiver, it is only necessary to actually wire up three simple transistor stages. To this end use is made of a cheap but very efficient amplifier which is purchased ready-wired and requiring only one very slight modification to make it suitable for the purpose required. To eliminate hunting for stations the tuning is pre-set and all that is required to tune in to a station is to turn the selector switch. The on/off switch is also incorporated in this control thus eliminating the need for an extra knob. There are, in fact, only two controls. An on/off and station selector switch, and a volume control. Modifications of a very simple nature indeed are suggested at the end of the article to enable continuous tuning to be used as well as pre-set if desired.

Referring to Fig. 1, the three stages to wire up are the mixer, i.f. and detector, the a.f. panel being already wired. As shown the normal variable ganged tuning capacitor is omitted and is replaced by a switch and four trimmers. In the author's case the three switch positions are—Off, London Home Service and London Light Programme. It is possible of course to adjust the trimmers to tune-in any station in the medium waveband, thus a selection might be—Off, Luxembourg and West of England Home Service etc. It is possible to increase the choice of stations available by simply increasing the number of positions on the selector switch, and adding another



the 160 metre amateur band. However, the coils must be suitable for use with a 455kc/s i.f. and these modifications have not actually been tried, thus no concrete advice can be offered.

I.F. STRIP

In the prototype the mixer, i.f. stages and detector are wired up on a standard 18 way tag-strip which was pruned down to 14 tags by cutting the excess strip off with a hacksaw. On reflection it would be advisable to leave the extra tags on since these would afford very useful anchoring points for the transistors and other floating leads. However, to avoid confusion it is assumed that the constructor will ignore the hint regarding the extra tags and will in fact use a modified 14 tag board or strip.

The numbering of the tags is from left to right i.e., mixer, i.f., detector, the detector stage being on the extreme right-hand end of the strip. First, the oscillator transformer and the three i.f. transistors are orientated in each instance so that the side with three pins is on the left and the side with two pins is on the right.

The four transformers are soldered directly to the appropriate tags via their cans. The inside tag end on the strip is, in each case, pushed down so that it just touches the walls of the

screening can on both sides. Holes should be cut in the back of the tag strip in register with the holes at the tops of the cans which will allow adjustment of the cores later when lining up the i.f.t.'s should this prove necessary. The remaining resistors and capacitors may now be wired up on the tag strip leaving only the four trimmers, the switch and the speaker

to wire up.

The pins on the i.f.t.'s are small and the composition in which they are set is susceptible to heat. Thus connections to these pins should be done as quickly as possible. Use a hot iron, and tin the wires of the relevant components prior to soldering. With a hot iron and tinned leads, connections to the i.f.t. pins should need only a touch of the iron.

The connections between the remaining components and units are all made while the units are out of the case, the wire for these leads being

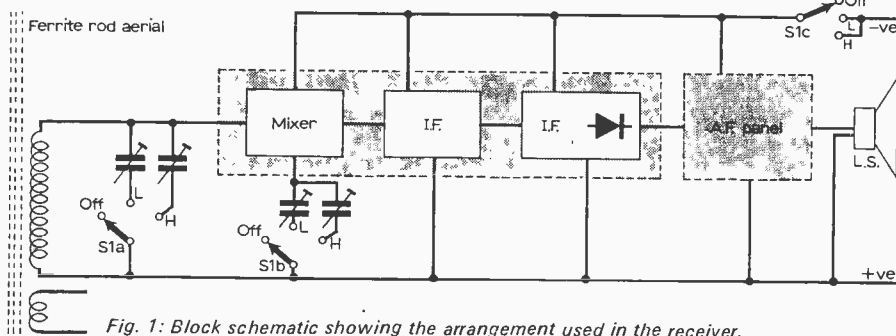



Fig. 1: Block schematic showing the arrangement used in the receiver.

pair of trimmers for each additional station required. Also, some constructors might prefer to use the selector switch purely for the purpose of station selection and in this case a simple on/off switch could easily be added at any convenient position in the case, its function being solely to break the negative line from the set to the battery.

By utilising different coils and capacitor values it should be possible to get the receiver working on the trawler bands which could also include

THE MUSIC BOX

W.E.DODD



approximated. Note that both the input and output leads to and from the audio amplifier must be screened. After a check of all wiring the lining-up procedure can be followed after which the units may be lowered gently into the case and fixed in position as described later. Be careful of the leads to the ferrite rod aerial since the wire is very fine and easily broken. The prototype was produced in rather a hurry and constructors will doubtless improve upon the crude (but simple and cheap) method of securing the various units inside the case.

When checking, ensure that all the + leads are earthed—it's very easy to forget one. This especially applies to the cans of the i.f.t.'s since if these are not taken to earth instability seems practically guaranteed. Note that the emitter bias resistor and capacitor in each stage are twisted together and

wired in as one component between the relevant tags on the strip.

The transistors Tr1, Tr2 and Tr3 are wired in last of all thus obviating the danger of touching them unwittingly with a hot soldering iron. Although the heat may not destroy them it can quite easily alter their characteristics. In the photograph of the strip, the transistors are omitted for clarity.

It is helpful to mark the collector side of the transistors with a spot of paint or a pencil for quick and easy identification when wiring them in. Also advisable is the use of thin sleeving on the transistor leads to avoid them shorting although this precaution was not taken with the prototype.

A.F. BOARD

The audio unit is sold complete with a suitable loudspeaker. It is an amplifier which was originally intended for use with a small tape recorder, however it functions very well in the application used here.

There are two possible inputs, one across the volume control, and the other at the microphone input. The mike input was chosen because this gave extra sensitivity, and the volume control seemed to work rather more smoothly. On the amplifier board there is a small pre-set potentiometer and this is adjusted when the set is working for greatest volume consistent with acceptable distortion etc. In the author's case the best position was with the wiper almost extreme anti-clockwise although the setting is not critical.

The jack socket at one end is removed and any switch or spare wires at the other end are also removed. The connections to the a.f. board are shown in the diagrams and are quite straightforward. The only modification to the board is to short RV2, the volume control, to C4. Normally these two components are wired up to a switch for the record/playback facilities on a tape recorder.

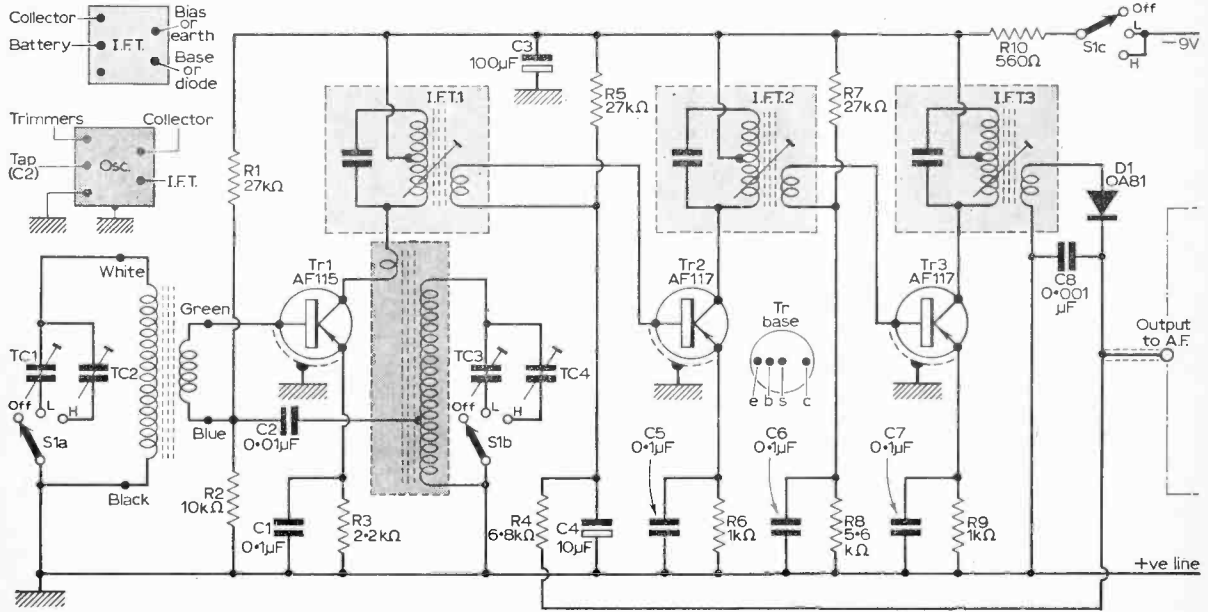


Fig. 2: Circuit diagram of the mixer, two i.f. amplifiers and the detector.

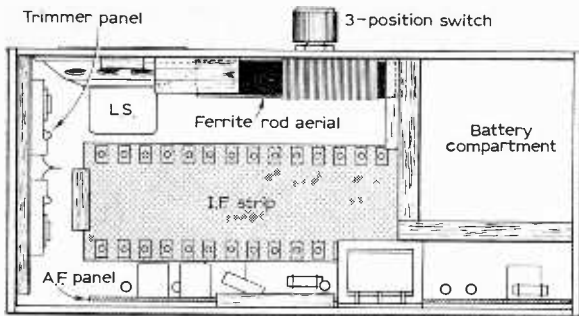


Fig. 3: General layout of the units in the case.

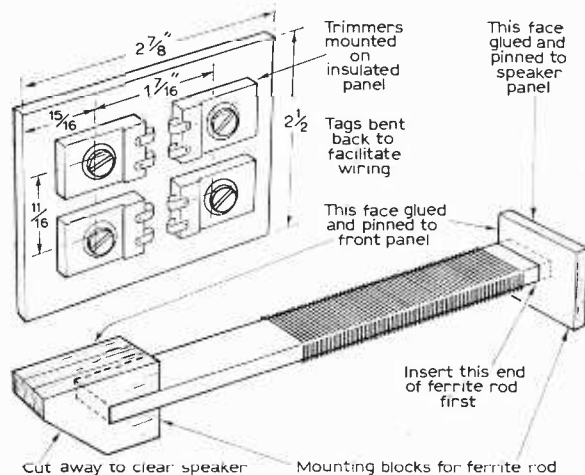


Fig. 4: Details of the ferrite rod and trimmers.

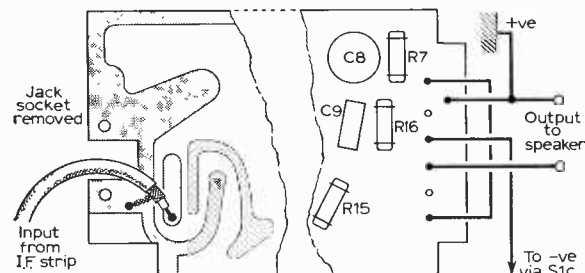



Fig. 5: Connections to the pre-wired audio amplifier.



A circuit diagram is provided with each board so there should be no problems. The input is taken to C1 on this circuit, and the output taken direct from C7, C4 is shorted to the slider of RV2 as advised above.

THE CASE

The case is made from 3-ply covered with Fablon to improve its appearance. The outside dimensions are $7\frac{1}{4} \times 3\frac{1}{4} \times 3\frac{1}{4}$ in. this being about the smallest size which allowed easy wiring and fitting. The lid is fitted with a pair of small hinges at one end and fastened with a hook and eye at the other. The case is held together with small pins and glue. Inside the case a 2 in. square compartment is provided for the battery and this is also made from scrap wood pinned and glued.

There are three holes to cut in the case. One small slot to enable the volume control to project, a round hole for the on/off-station selector switch and a cut-out for the loudspeaker. Some small pieces of wood are cut and shaped for securing the ferrite rod in position but the diagram shows these much clearer than words.

A small piece of paxolin or other insulating material is cut to $2\frac{7}{8} \times 2\frac{1}{2}$ in. and the four trimmers TC1-TC4 are mounted on this. The lugs are doubled back on themselves to allow the trimmers to be mounted in close proximity to each other. Note that the trimmers are mounted with their soldering lugs all pointing inwards.

The various units are all held in position in the case by small strips of scrap wood glued to the case. This is not a very elegant method but does boast simplicity and cheapness coupled with speed. Constructors might consider using countersunk bolts which would make a far superior job. These remarks also apply to the loudspeaker mounting.

ADJUSTMENT

First check all the wiring again, especially all earth returns. Next, ascertain which trimmer is which and make a note of these. With the units lying loose on the bench, switch on the battery and touch the input to the audio amplifier i.e., at the positive pin on C4 on the a.f. circuit diagram. There should be a loud buzzing-cum-motor-boating noise from the loudspeaker. Touching

the base leads of the transistors in turn from Tr3 to Tr1 should also produce rude noises from the speaker.

The trimmers TC1-TC4 can now be adjusted and in the author's case the oscillator was to be higher than the signal frequency. Thus the first pair of trimmers, one which tunes the rod and its corresponding oscillator trimmer counterpart are selected and the oscillator trimmer is unscrewed. The rod trimmer is screwed right up and from there, by careful

adjustment, the desired station can be tuned in. Note that orientation of the ferrite rod will determine the strength of the received signal and this should be borne in mind when tuning up the set. The procedure is now repeated for the other pair of trimmers after which the cores of the i.f.t.'s might require some slight adjustment for optimum performance. This was not found necessary in the prototype and in the absence of suitable test equipment, these cores should be left untouched if performance is reasonable. Needless to add that those constructors who have access to a signal generator will use the recognised techniques to line up the set. This procedure has been outlined in PRACTICAL WIRELESS on numerous occasions and will not be repeated. It is assumed here that the constructor has no such equipment at his disposal.

For those requiring stations nearer to 500 metres than 200 metres, the two trimmers which tune the rod will need to be a

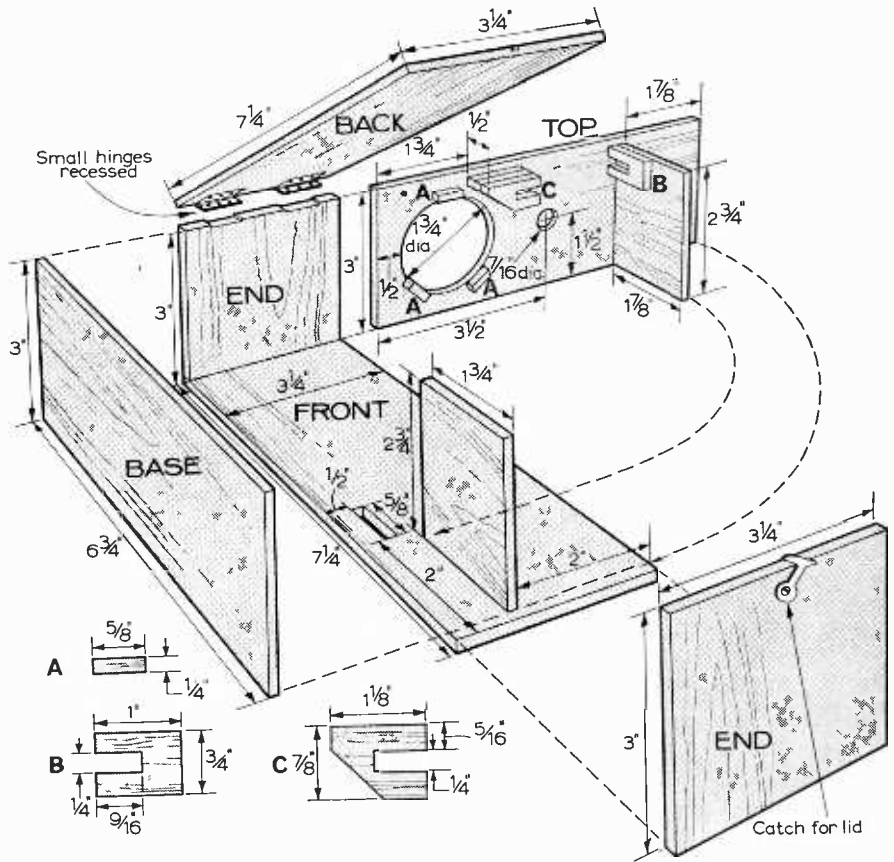


Fig. 6: Constructional details of the case and ferrite rod mounting.

★ components list

Resistors:

All $\frac{1}{4}$ W except R10.

R1	27k Ω	R6	1k Ω
R2	10k Ω	R7	27k Ω
R3	2.2k Ω	R8	5.6k Ω
R4	6.8k Ω	R9	1k Ω
R5	27k Ω	R10	560 Ω $\frac{1}{4}$ W

Capacitors:

C1	0.1 μ F	Tr1	AF115 (OC170)
C2	0.01 μ F	Tr2	AF117 (OC171)
C3	100 μ F 12V electrolytic	Tr3	AF117 (OC171)
C4	10 μ F 25V electrolytic	D1	OA81
C5	0.1 μ F		
C6	0.1 μ F		
C7	0.1 μ F		
C8	0.001 μ F		

Semiconductors:

Tr1	AF115 (OC170)
Tr2	AF117 (OC171)
Tr3	AF117 (OC171)
D1	OA81

Inductors:

Ferrite rod	} Eagle H402
Oscillator coil	
IFT1	
IFT2	
IFT3	

Miscellaneous:

Amplifier parcel including speaker mike and tapehead (Henry's Radio Ltd., 39/6, p. 8 & p. 2/-); 18-way tag-strip; 3 pole 3 way switch; DT7 9 volt battery; Battery clips; Screened lead; Paxolin $2\frac{7}{8} \times 2\frac{1}{2}$ in.; Wood for case; Pins; Glue; Small pair of hinges; Hook and eye; Fablon to taste; Knob; Speaker gauze; Solder; Wire etc.

little larger in value and 150pF instead of 110pF would be suitable.

Once the set is functioning satisfactorily the separate units are placed inside the case and fixed in position as advised. It is wise to mount the i.f. strip away from the loudspeaker i.e., fairly close to the a.f. board. This will help to avoid instability due to feedback.

MODIFICATIONS

One small modification which might appeal to some would be to install a 3 pole 4 way switch the extra pole being utilised to switch in the two-gang variable capacitor supplied with the coil kit. Thus the set would then tune the whole medium waveband plus the added attraction of pre-set stations as well.

The particular coil kit specified was used purely because it was the cheapest that the author could find. There is no reason to suppose that other kits would not work but in this instance the mixer stage around Tr1 might require slight modification. Since most kits include a circuit diagram this should not present any problems.

This little receiver is not the last word in portables. However it is very handy as a set which is truly portable and can be toted round the house from the kitchen to the bathroom to provide many happy hours of entertainment. ■

ON THE SHORT WAVES

MONTHLY NEWS FOR DX LISTENERS

Times in GMT
Frequencies in kc/s

THE BROADCAST BANDS

by JOHN GUTTRIDGE

AFRICA

Dahomey: *Radiodiffusion du Dahomey* (Boite Postale 366, Cotonou) has been heard on the new frequency of 6,060 with French at 2000.

Morocco: *Radiodiffusion Television Marocaine* (1 Pierre Parent, Rabat) now has English 1630-1800, French 1800-2000, and Arabic 0630-0900 and 1100-1500 on 11,735/15,333. There is also an Arabic programme from 1800-2400 on 9,615. Spanish is aired from 2130-2300 on 15,333.

MIDDLE EAST

Saudi Arabia: *Saudi Arabian Broadcasting* (Ministry of Information, Airport Road, Jeddah) has an Arabic programme from Jeddah on 9,670/11,855/15,150 and a separate programme from Riyadh on 7,220/11,950. Both are on the air from approximately 0500-2300.

ASIA

Pakistan: *Radio Pakistan* (Broadcasting House, Bunder Road, Karachi) now uses 15,335 for its 0030-0115 English transmission beamed to South-East Asia.

Phillipines: *Far East Broadcasting Company* (Box 2041, Manila) now transmits in English: 2155-2330 15,300/17,810; 2330-2345 15,385/17,810; 2345-0630 15,385; 0830-0900 17,810/15,440/15,300/11,890/9,710; 0900-1145 15,440/17,810; 1145-1245 11,920/15,300/15,440; 1245-1400 15,230/15,300; 1530-1630 15,230.

NORTH AMERICA

Canada: *Canadian Broadcasting Corporation* (P.O. Box 6000, Montreal) now using 15,320 for its 0100-0230 TX.

United Nations: *United Nations Radio* (United Nations, New York, U.S.A.) has news in various languages 0630-0700 on 9,610.

U.S.A.: *Radio New York Worldwide* (485 Madison Avenue, New York, N.Y.) appears now to be transmitting in English from 1630-2200 on 15,440/17,845/21,530. For portions of the TX 17,730/17,760/21,520 are also believed to be used. The DX programme is on Saturdays at 1735 and Sundays at 1935. Spanish is aired as follows: 1200-1600 17,730/15,440/15,265/17,845; 2200-2345 15,440/17,760/21,530/17,845; 0000-0100 15,355/11,855/15,215/15,440; 0100-0400 15,355/11,855/15,215/9,615. In September the station is to put 3 x 100kW and 2 x 50kW TX into service.

EUROPE

Albania: *Radio Tirana* (Rue Ismail Quemal, Tirana) transmits in English to Europe at 0000-0030 on 11,715; 0230-0300, 0630-0700, 2200-2230 on 9,715; 2000-2030 on 9,715/11,715 and to Africa and Asia 0400-0430 on 7,265/9,390; and 1500-1530 1,214/9,715.

Austria: *Osterreichischen Rundfunk* (P.O. Box 700A, 1040 Vienna) appears to transmit to Europe 0500-1300 and 1800-2200 on 6,155; 1000-1200 on

9,540; 1300-1700 9,770; 1400-1600 11,735; 1000-2200 7,245; 1500-1700 11,785. Other transmissions are: Australasia 1000-1200 17,755; India 1400-1600 11,730; Middle East 1600-1800 9,610; South Africa 1600-1800 17,750; South America 1900-2100 15,210.

Czechoslovakia: *Radio Prague* (Prague 2, Vinohradska) has English to North America 0100-0200 7,345/11,990/15,368/17,840; 0330-0400 5,930/7,345/11,990/15,368; and 1400-1500. Sundays 15,448/17,705/21,450.

France: *O.R.T.F.* (Maison de l'O.R.T.F., 116 Avenue du President Kennedy, Paris 16) has increased the power of the long wave TX on 164 to 1,100kW, making it the most powerful TX in Europe.

German Democratic Republic: *Radio Berlin International* (116 Berlin, Nalepastrasse 18-50) has English to Europe over 6,080/6,115/7,185/7,300 at 1730-1800, 2015-2045; 2200-2230; 2300-2330. Also on 1,511 at 2015 and 1,430 at 2200 and 2300. Also to North America at 0100-0130 and 0230-0300 on 9,730/11,890; 0345-0415, 0445-0515 11,840/11,920; to Africa 0345-0415 and 0615-0645 11,795; 1215-1245 and 1600-1630 21,600; 1315-1345 17,825; 1915-1945 15,340; 1600-1630 17,805; to South-East Asia 0645-0715 17,700; 1200-1230 17,700/17,880; 1315-1415 17,880; 1415-1445 15,125.

Luxembourg: *Radio Luxembourg* (Villa Louvigny, Luxembourg) is relaying its French long-wave programme again on 15,350. The frequency is audible at 0500-1400.

Poland: *Radio Warsaw* (Al Niepodleglosii 75/77, Warsaw) has English at 1200 and 1300 and French at 1230 and 1330-1400 on 7,125/11,812/15,275; French 1830 and English 1900-1930 on 11,840/15,275; English 2200-2230 and French 2230-2300 on 7,125/7,145/9,540/9,675. All to Africa.

Sweden: *Radio Sweden* (Box 955, Stockholm) now has the following frequency utilisation: 1,178 2300-2400; 6,065 2015-2115, 2130-2230; 9,625 1000-1200; 11,705 0000-0230, 0300-0430, 2130-2230, 2245-2345; 11,805 2015-2115, 0000-0230; 11,810 1100-1330, 2245-2345; 15,240 1730-1930, 1600-1700; 17,840 0445-0615, 1400-1530, 1600-1700; 21,585 1430-1530; 21,690 0900-1030, 1230-1330 and 1830-1930. Languages are English, Swedish, French, German, Portuguese and Spanish.

CENTRAL AMERICA

Netherlands Antilles: *Trans World Radio* (Bonaire) has French 2015, German 2030 and English 2100-2130 on 15,245. There is a DX programme on Fridays at 2100.

Many thanks this month go to G. Rutherford, D. M. Macleod, David C. Oates, B. C. Dewhurst, J. Horsley, A. E. Roxburgh, A. G. Clarke and the Swiss Broadcasting Corporation.

FUNNY how things change suddenly for no apparent reason at all. Take ten metres for instance. A few months ago this band was really stirring and looked "full of eastern promise". Yet the past month has produced nothing on the '3JDG receiver except a noise like frying eggs. (Large imported.) Looking at the station log for ten weeks back I see W's and PY's plus a good selection from Africa. This lack of activity has proved to be the same for other listeners too so it's not my receiver.

Fifteen has gone all patchy and developed a prima donna temperament. Sometimes there are stations but they're just as likely to vanish while you're listening to them. Faithful old twenty has provided quite a bit of DX and is always a good bet for activity.

On the LF bands 7Mc/s has turned out quite interesting, and for those who listened, there was a fair sprinkling of exotic r.f. on the loose. Topband and eighty didn't get much attention this month from anyone, and my best was a few W stations up in the American segment of the band.

The JDG/M expeditions to the South Coast proved very interesting, and my thanks to those who sent in a report on my sigs. What with fish-phone and pop pirates I did wonder if topband was going to be worth even a quick glance. Surprise surprise, the East Coast has a real following on 160. G3RGF (Danbury) and G3RHO (Silver End) have a regular sked every night at 1900 hrs BST. Look for them around the 1980kc/s mark which might vary depending on where the fish-phone decides to appear. About twenty stations were worked in all, so if you live that way, or you'd like to have a go at something difficult and you're in a different part of the country, try around 1980 at 1900.

News flash. On topband I worked ZD9BE (Tristan da Cunha) and got a 5 and 8 report on a.m. Unfortunately Brian was at Harpenden, some 5 miles away at the time home on leave. By the time you read this he will be on his way back. Listen for him between 14200—14300 on s.s.b. from ZD9 land.

TWENTY

By far the most popular band this month, and not surprising considering the state of the other bands like 15 and 10.

N. Ghani (Penang, Malaysia) has a modified transistor superhet with a "horribly mismatch antenna for 14Mc/s". Mismatch or not, the following were logged on 20 s.s.b. AP2ND, CP5AD, CR7FL, CT1BW, DM3RMA, DU1FH, EA3JE, E14AZ, EP2BI, FH8CD (Comoro Is.), FR7ZN (Reunion Is.). Many G's, GM3KAI, HA5CQ, HB9ABV, HC1XC, HK3RQ, HL9TJ, HV3SJ, UA1CK/JT1, KC6BY, KG6NAC, KG6IF (Marcus), KH6BB, KJ6BZ, KL7FSP, KP4AST, KW6EJ, KX6BU, LA2LL, LU1DAB, LZ2KS, MP4BCC, OA4BS, OA6AD, OE1GWA, OHØAA, OK2OP, ON4IV, OY3H, PJ2CH, PY1CLI, SM2BHT, SP8AJK, G3LQB/SP5 (reciprocal licence), TI2PZ, UB5JW, UC2CW, UF6KPO, U18AG, UJ8AC, UL7ND, UO5BM, UP2KNP, UT5RO, VE6AO, VP2AA (Antigua), VQ8AC, VQ9HJB, VS9ABL,

W—2, 3, 4, 5, 6, 7, 8, Ø, XE1KB, XV5PJ, K8NHW/XV5, YA1DAN, YA5RG, YU2RAK, ZC4AK, ZD3G, ZE1AE, ZS2HI, ZS3JJ, 3C7CE, 4W1C, 4X4HQ, 5U7AL, 5Z4KL, 7Q7EC, 8R1C, 9G1GA, 9J2AB, 9N1MM, 9Q5CM, 9U5SK. Excuse me a minute while I nip out and mismatch my 14Mc/s antenna.

David Henbry (Sussex) O-V-O, Joymatch No. 3 and 7ft. vertical at 30ft. snapped up this little bunch on twenty s.s.b.—DU9PET, JA1AEA, JX5AK, OHØAA, VP6WR, 4X6SW (Gaza Strip), 5Z4IR, 9Q5EP. Wait till he gets that HA500!

R. Street (Surrey), says that his receiver was built out of the junk box and sent a circuit too. Armed only with this O-V-2 and 110 feet of wire Roger invaded twenty and captured—AP2NMK, CR6GQ, CR7FM, DU1FH, EP2BQ, F2WS/P/FC, HC5EJ, HS4AK, JA3RQ, JA6BZI, KR6KN, OA6BN, PZ1AG, TF3EA, TG9RN, VE7PV, VK2ALR, VK3AHO, VK4TY, VK5HV, VK7RX, VS9MB, VU2BK, WØJKV/MM, W7YCH/MM, XE1AK, YN1BKC, ZF1GC, ZP3AL, ZS8L, 4U1ITU, 4X4AS, 4Z4HO, 5Z4IR, 6O1GB, 6Y5AK, 9G1KT, 9M2XX, 9V1NT, 9X5CE.

FIFTEEN

S. Herod (Suffolk), R.A.P. 6 valve s/het, 15ft., wire, logged these on a.m.—CE3BV, CT2AP, CR4BJ, CR6JB, CR7GS, CP4NA, CO2AV, CN8CL, EA6BF, EA8EB, HI1CN, HK3RS, KR6EE, LU3AS, MP4QED, PJ3HRA, PY3OCA, PZ1AR, ST2FM, TT8GT, VE3KOO, VP9DL, XE1OH, YV4IB, ZS6JW, 4Z4GF, 5N2ABN, 9H1AV.

G. Andrews (Yorks), RA 1, pre-selector, 20 metre dipole heard—CE3CZ, CN8CS, CR7FM, HI8XDA, HK4VP, KP4CRD, KR6UD, KV4BW, KZ5NS, PY1BIM, PY2SD, SVØWFF, ZC4MO, ZP5JB, 4X6GU (occupied Sinia).

FORTY

Frank Simpson (Yorks.) braved 7Mc/s all alone this month. Not only braved it but brought back some scalps too. These include—CX2AL, CX7BW, IS1DMN, KZ5GN, K4ZAW, LU1DZK, OHØAA, OA4NXS, PJ2MI, PJ3CC, PY1CNK, PY2EGH, PY3APH, PY4ND, PY7ARP, W1AW, W4AJJ, WA2KYU, WA4WKM, WB2NVJ, YV4IQ. The set up is an HA700 receiver and longwire plus a Joymatch a.t.u.

NEWS

Quite a few big ones this month. September 10th, RSGB mobile rally at Woburn Abbey, Beds; 10th, 3.5Mc/s field day; 24th, Harlow mobile rally; 27th—30th, International Radio Engineering and Communications Exhibition (the "RSGB do") at the Royal Horticultural New Hall, Victoria, London. PRACTICAL WIRELESS will be at this one, how about looking us up on the stand?

In early October the busy days are the 7th and 8th. Three things on the go—RAEN contest, 1296Mc/s contest, and the VK/ZL Oceania phone contest.

A. F. MEASUREMENTS

MANY people have been interested in the realistic reproduction of speech and music in the past but it is only in the last few years that the hi-fi cult has spread to the public at large; assisted by the advent of stereo to a very great extent. In hi-fi, as in other aspects of electronics, the home constructor has been well to the fore, being catered for by the circuits originating from the various valve manufacturers and radio periodicals, as well as home-made amplifiers and kits offered by several large concerns. Many constructors are quite happy once the amplifier works, while others are curious to know if their particular amplifier is up to specification. There are also the unfortunate few whose amplifiers work indifferently or do not work at all. It is hoped that this article will aid the curious and help the unfortunate.

What are the tests the amateur can carry out and what will they reveal? It will probably be simplest to draw up a short list and then discuss the tests in turn starting with: (1) Frequency; (2) Power response; (3) Power output reserve and overload point; (4) Input required for maximum output; (5) Negative feedback; (6) Harmonic distortion; and (7) Hum and noise. Before delving into the various tests it is advisable to discuss the necessary equipment and the preparations that precede the measurements.

TEST EQUIPMENT

All the suggested tests can be carried out with a wide range a.f. generator and millivoltmeter, though an oscilloscope is a useful extra for detecting distortions of fairly large percentage and instability, both of which fail to show up otherwise. Needless to say, all the test equipment must be faultless, and in this context the author invariably carries out a frequency test on the a.f. generator and mV meter by feeding the former into the latter and varying the frequency from one extreme to the other. Thus any peaks or troughs that may exist are discovered and can subsequently be allowed for.

The preparations preceding a series of measurements are most important and deserve some care. All the equipment to be used should be at hand and allowed ample warming up time; half an hour is not too much. The loudspeaker should be replaced by a resistor of equal value and adequate power

rating. The volt-meter and oscilloscope are connected across this resistor, the a.f. generator to the input, and all is ready.

In order to illustrate the various tests the circuit of Fig. 1 was evolved and it will be seen to comply with contemporary practice consisting as it does of a voltage amplifier V1, a phase splitter V2, and push-pull output V3 and V4. It has also been lettered from A to M in order to illustrate the various test points.

FREQUENCY RESPONSE

To measure the frequency response an output of some two watts from the 10-watt amplifier will be required and the output of the a.f. generator is adjusted until the voltmeter shows a reading of 5.5V for the 15 Ω output or 2.5V for the 3 Ω output at which level the oscilloscope should display a perfect sine wave. This is at a reference frequency of 1,000c/s after which the generator is tuned below and above the reference frequency until the desired bandwidth has been covered, during which time the voltmeter reading should be noted at every octave change. These readings can then be converted to dB ratios for which purposes the dB ratio table will be found useful.

The procedure for measuring the power frequency response is basically similar except that the a.f. generator is set to provide the full rated output from the amplifier at 1,000c/s: the voltmeter will read 12.5V for 15 Ω or 5.5V for 3 Ω . Again the a.f. generator frequency is varied to cover the desired bandwidth. Unless the output transformer is a very good one (often judged by its price tag) it is likely that the extremes of the bandwidth will be considerably less than the reference frequency.

OVERLOAD

Having measured the frequency and power response curves we can now measure the overload point and the power reserve. Figure 2 shows the power output curve of a typical amplifier which steadily rises with increasing input until the nominal maximum output is reached: in this case at some 10 watts, after which it gently rolls off to a maximum of 15 watts. This power output curve should gently roll off to a maximum as in A rather than abruptly level off as in B. In order to measure the power reserve and overload point the a.f. generator should be set to 1,000c/s and the output slowly increased until 10 watts is approached during which period the oscilloscope should show little or no distortion. If after the 10-watt level is reached the input is still steadily increased the output will increase slowly and some limiting may be apparent on the oscilloscope. After 13 or 14 watts the curve will be almost flat and 15 watts may only just be

obtained no matter how much the input is increased whilst the wave form will be almost square due to the severe limiting action of the amplifier. A graph of input voltage against output watts can be plotted by using the arrangement shown in Fig. 3 where a single-pole two-way switch is used to switch the voltmeter from input to output as required. As soon as the oscilloscope begins to show any limiting or if the wave form departs from the ideal sine wave, one must treat the voltmeter readings with suspicion. Any graph plotted from distorted waveform readings will be inaccurate and must not be relied upon.

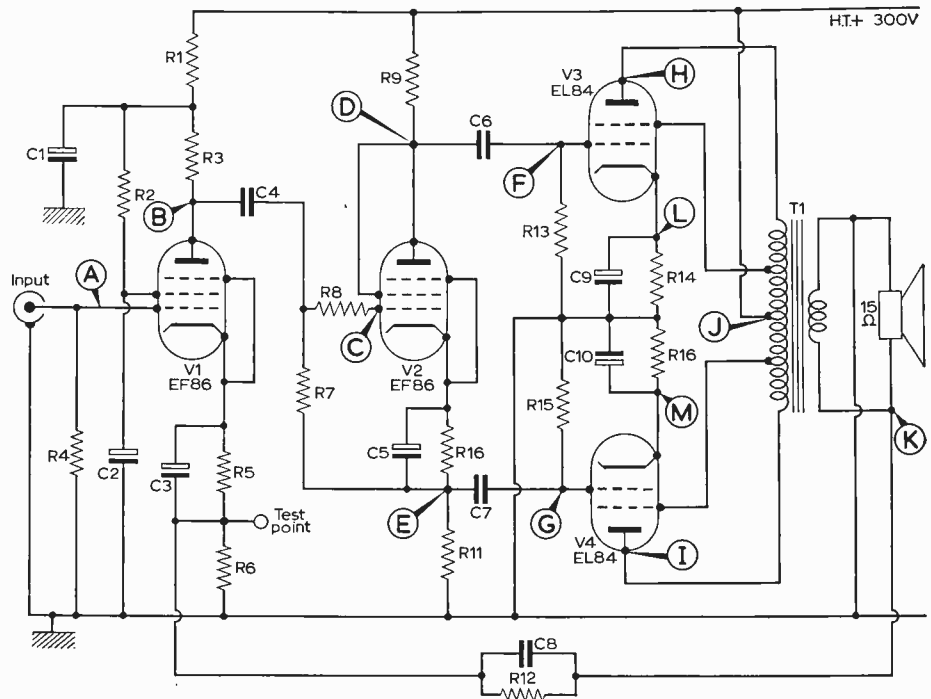


Fig. 1: Typical audio amplifier with suggested test points.

NEGATIVE FEEDBACK

The benefits of negative feedback are too well known to be repeated here so we will concentrate on the measurement of it. The amount of feedback in a circuit is quoted as a dB ratio and is the input required to provide a given output with and without feedback. In the circuit of Fig. 1 the feedback is from the secondary of the output transformer to the cathode of V1 via R12 and C8. In order to measure the amount of feedback it is necessary to disconnect R12 and C8 from the circuit, thus removing the feedback loop. The a.f. generator is set to provide the rated output from the amplifier, R12 and C8 are reconnected and the input again increased to provide the same output as before. The difference in the two inputs converted to a dB ratio is the amount of feedback present. The level of feedback can be changed by altering R12, but since R12 and C8 are chosen to provide a certain time constant any change in R12 must be accompanied by an opposite change in C8 in the same ratio.

DAMPING FACTOR

Closely allied to the amount of negative feedback is the damping factor of the amplifier. This is, quite simply, the nominal output impedance divided by the actual internal resistance of the amplifier at the output terminals. Thus, an amplifier with a nominal 15Ω output impedance and an internal resistance of 0.5Ω would have a damping factor of $(15 \div 0.5) 30$.

The output resistance can be measured in one of two ways, both simple, both possessing good and bad points. Figure 5 shows one method. Resistors R1 and R2 are somewhat similar in value to the output

impedance of the amplifier, say 15Ω and 10Ω for an amplifier having a nominal 15Ω output. The generator is adjusted to provide a suitable output from the amplifier which is monitored on the voltmeter. The current flowing through R1 can be calculated by Ohm's law. The switch is then thrown to bring R2 into circuit. Again, the voltage is measured and the current flowing through R2 is calculated.

The output resistance is now given by $\frac{E1}{I2} - \frac{E2}{I1}$, where E is voltage and I current.

The second method is in principle simple. The voltage at the output terminals at the valve amplifier is measured without any load connected. Then, either a low value pot, or a collection of resistors (in parallel) is connected across the output terminals. The resistance is adjusted until the o/p voltage is exactly half its previous value. The principle will now become evident.

Since the voltage across the load resistor RL (Fig. 6) is now only half its previous open circuit value, it will be obvious that the "missing" voltage has been "lost" across the internal resistance IR of the amplifier; in other words $IR = RL$. All that is required is a low resistance bridge or ohmmeter to measure RL, and there we have IR.

CAUTION

A timely word or warning would not be out of place at this juncture. No amplifier should be operated at its maximum output with the secondary of the output transformer open circuit, i.e. without a load, for any length of time. Should this be done, very high voltages will be set up across the primary which can, if allowed time, destroy the output valves

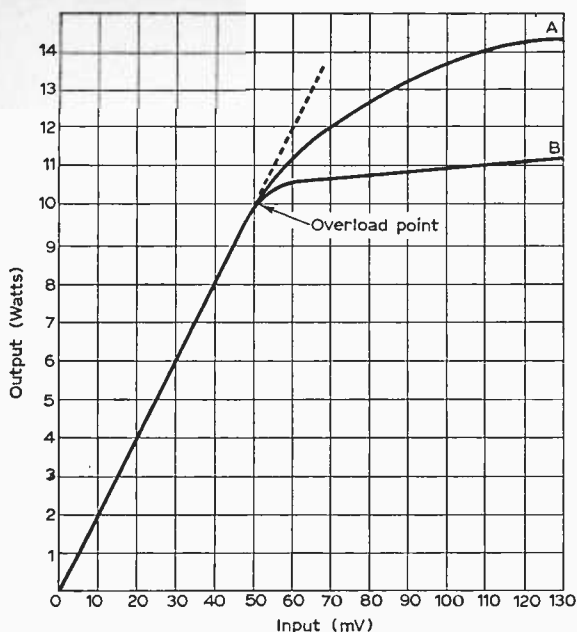


Fig. 2: Typical power output curve.

and/or the output transformer itself. With cheap transformers which have not been impregnated it is possible to hear laminations vibrating in sympathy with the output signal. If the laminations are very loose they will still vibrate even if the valve is correctly loaded.

Dummy load resistors must be selected to match the power amplifier in respect of resistance and power rating. Ideally, they should be non-inducting, which implies carbon composition types. In practice, wirewound types are often easier to obtain. The effect on ultimate accuracy is not great and they should suffice in the majority of amateur applications. The accurate measurement of distortion by the amateur is not easy, for it is difficult to convert theory into practice and somewhat expensive when expressed in terms of £ s d.

HARMONIC DISTORTION

In professional circles it is customary to measure the harmonic content of the signal and to express it as a percentage of the fundamental frequency, for example, one may have 1% first harmonic, 1.5% second harmonic and so on. This the amateur cannot easily do since the steep cut filters required to suppress the fundamental frequency, plus all harmonics except the one being measured, are somewhat complex and therefore expensive. If he cannot measure the exact quantities of the individual harmonics separately, he can, however, suppress the fundamental frequency and measure the remaining harmonics as a "lump sum". The success of this operation will depend upon the sensitivity of his instruments for, if the test frequency is reasonably pure, the harmonics remaining after the removal of the fundamental will be of a very low order of magnitude. Assuming a pure signal and a good amplifier, the harmonics, as a "lump sum", should not exceed 1% at the amplifier's maximum output. Reducing the output level should bring the

distortion level to the "copywriters delight" of 0.1%.

Perhaps one of the simplest "lump sum" methods capable of giving reasonably accurate results is that illustrated in Fig. 6. L1 C1 C2 and VR1 form a bridge T filter. If C1=C2, the frequency at which the bridge offers maximum attenuation to the output

frequency is given by $nf = \frac{1}{19.75 f^2 L}$ where C is in Farads, L in Henrys and f in c/s.

The a.f. generator is set to the resonant frequency of the bridge and its output controls adjusted to provide the required level from the amplifier under test. This output is developed across Rn, which should be equal in resistance to the output impedance of the amplifier, and of adequate wattage, as a voltage which is monitored by the voltmeter and/or 'scope. This voltage is designated E1 in Fig. 6. Next S1 is thrown to bring the bridge into circuit, VR1 is adjusted for maximum null (minimum o/p voltage), the voltage remaining is monitored and is designated as Eo. Knowing E1 and Eo, we can calculate the total distortion as a percentage by multiplying $\frac{EO}{EI}$ by 100.

OSCILLOSCOPE HELPS

In many audio applications, a 'scope possessing an *accurate attenuator* is superior to a millivolt meter because the waveform can be examined and because distorted waveforms which can cause the voltmeter to be inaccurate can be allowed for. It is useful to check the distortion level of the test generator before starting to use it. A good generator should supply a pure mid range (1,000c/s) output. It will require a very good generator to maintain a low distortion output over the range of, say, 100c/s to 10kc/s. Only an exceptionally fine generator will be distortionless over a wider range, typically 10c/s to 100kc/s. It is, therefore, vitally important not to place undue reliance on any distortion readings taken on any amplifier, unless the generator used is known.

HUM AND NOISE

Accurate measurement of hum and noise is not easy for the ordinary amateur for special "weighting" networks are necessary to equalise the response. This is due to the frequency characteristics of the human ear which may not hear a low-pitched buzz though its amplitude may drive the voltmeter off its scale and which may be annoyed by a higher frequency sound whose amplitude may be considerably less. The amateur is obliged to measure the total amount of hum and noise and express it as a "lump sum" though an oscilloscope will help to decide which is greater since hum will show up a distorted sine wave and noise as "grass", both terms being self explanatory.


In order to measure the amount of hum and noise the a.f. generator output is set to provide the rated output from the amplifier, which will be given by an output of 12.5V if the amplifier is rated at 10 watts and has a 15Ω output. The a.f. generator is removed from circuit, and the sensitivity of the

LOOK!

PRACTICAL!

VISUAL!

EXCITING!



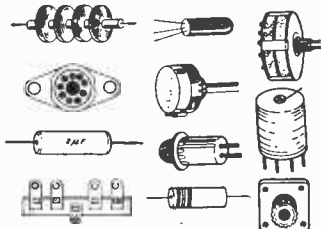
a new 4-way method of mastering

ELECTRONICS

by doing — and — seeing . . .


1 ▶ OWN and HANDLE a

complete range of present-day **ELECTRONIC PARTS** and **COMPONENTS**



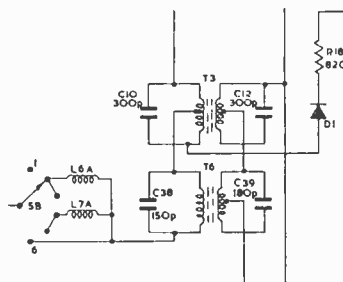
2 ▶ BUILD and USE

a modern and professional **CATHODE RAY OSCILLOSCOPE**



3 ▶ READ and DRAW and

UNDERSTAND
CIRCUIT DIAGRAMS



4 ▶ CARRY OUT OVER 40 EXPERIMENTS ON BASIC ELECTRONIC CIRCUITS AND SEE HOW THEY WORK . . . INCLUDING . . .

- VALVE EXPERIMENTS
- TRANSISTOR EXPERIMENTS
- AMPLIFIERS
- OSCILLATORS
- SIGNAL TRACER
- PHOTO ELECTRIC CIRCUIT
- COMPUTER CIRCUIT
- BASIC RADIO RECEIVER
- ELECTRONIC SWITCH
- SIMPLE TRANSMITTER
- A.C. EXPERIMENTS
- D.C. EXPERIMENTS
- SIMPLE COUNTER
- TIME DELAY CIRCUIT
- SERVICING PROCEDURES

This new style course will enable anyone to really understand electronics by a modern, practical and visual method—no maths, and a minimum of theory—no previous knowledge required. It will also enable anyone to understand how to test, service and maintain all types of Electronic equipment, Radio and TV receivers, etc.

FREE POST NOW
for
BROCHURE

or write if you prefer not to cut page

To: **BRITISH NATIONAL RADIO SCHOOL, READING, BERKS.** Please send your free Brochure, without obligation, to: *we do not employ representatives*

NAMEBLOCK CAPS

ADDRESS.....PLEASE PW10

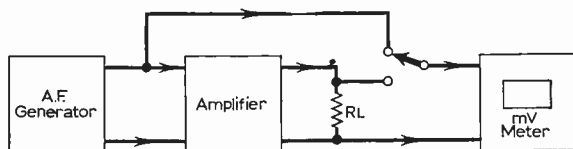


Fig. 3: Method for checking overload.

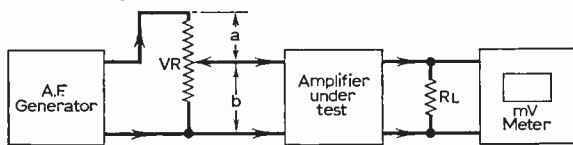


Fig. 4: Simple attenuator to assist users of unknown test equipment.

voltmeter increased until it gives a reading which for the sake of explanation we will assume to be 12.5 mV, giving a "before and after" ratio of 1000:1 or 60dB. In the light of previous remarks this should be taken as approximate and it is the author's opinion that lacking suitable test equipment a silent (when it should be!) amplifier is a good amplifier.

ACCURATE ATTENUATORS

Throughout, the assumption has been made that the voltmeter and possibly the a.f. generator, are equipped with accurate attenuators. With borrowed, unfamiliar, or improvised test equipment, it is useful to be able to cross check the results obtained without going to a lot of trouble or expense. Figure 4 shows how this can be done. All that is required is a potentiometer of suitable value with a linear track and of as large a diameter as possible. As an example, suppose we want to know the amount of feedback in an amplifier. With the pot. at maximum the a.f. generator is set to provide the amplifier's rated output, the pot. turned down, C8 and R12 are removed from circuit and the pot. again adjusted till the amplifier is delivering its rated output. The amount of feedback will be equal to the pot. ratio a/b . A number of precautions are advisable, such as reducing the pot. before R12 and C8 are disconnected, otherwise the amplifier will be

severely overloaded. The test frequency should be fairly low, such as 1,000c/s, so that Miller losses in the pot. are reduced to a negligible proportion.

SERVICING TESTS

So far we have assumed that the amplifier has been working satisfactorily and that the tests were conducted out of sheer curiosity. But suppose all is not well and the amplifier works indifferently or not at all. Here a stage-by-stage check should quickly find the cause, the circuit of Fig. 1 will be used as an example. In the following explanation it will be assumed that an oscilloscope is available, amateurs lacking this most useful tool will have to disregard any remarks that specifically apply to it. There are two basic methods of working, (1) in which the a.f. generator is left connected to the input and the oscilloscope transferred from point to point until the output is reached and (2) where the oscilloscope is left connected to the output and the a.f. generator transferred from point to point until the input is reached. Although both methods have their adherents the author prefers the first method, and this accordingly will be the one to be discussed.

As in previous measurements, the speaker is replaced by a dummy load and the a.f. generator is connected to the input test point A across which are connected the voltmeter and oscilloscope. These are transferred to B where an increase in signal strength should be obtained. Then on to C with loss of signal unless C4 is low capacity or open circuit. The signals at D and E should be equal and slightly less than C. Any inequality will be due almost certainly to the anode and cathode load resistors R9 and R11. Whether the phase splitter is a concertina type as here, or a paraphase, the output signals should be substantially equal, certainly not more than 5 per cent difference. The signals at F and G should be almost equal to those at D and E and if not a check made on C6 and R13 and C7 and R15. From F and G we go next to H and I with a considerable increase in signal amplitude though once again the signal equality is vital, any deviation being due to V3, V4 or T1. The cathode decoupling capacitors C9 and C10 also affect the balance so the voltmeter and oscilloscope are next transferred to L and M in turn where a signal of any magnitude will almost cer-

Fig. 5: One method of determining the damping factor.

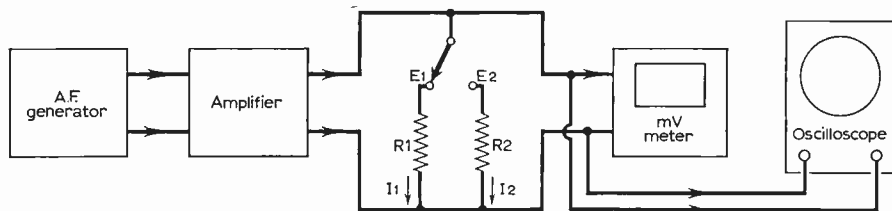
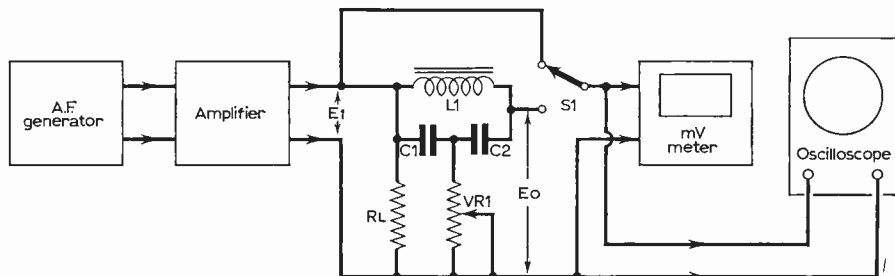


Fig. 6: Alternative method of finding the damping factor, using a variable resistor.



Fully guaranteed Individually packed VALVES

AC/HL 6/-	E1820C 10/-	EF184 7/8	KT241 6/-
AC/PL 6/-	E1148 2/6	EF190 7/8	KT263 5/-
AC/GEN 6/-	E1266 50/-	EL31 15/-	L30 6/-
AL60 5/-	E1416 30/-	EL32 30/-	L63 6/-
ARF3 6/-	E1624 12/6	EL34 10/-	M8100 9/-
ARF12 6/-	E1374 8/-	EL36 6/-	MR141 12/-
AR8 5/-	EA50 1/8	EL38 17/8	MR151 8/-
ARTP1 6/-	EAB80 5/8	EL41 8/-	MH4 5/-
ATP4 2/3	EAC91 3/8	EL42 8/-	MH41 8/-
ATP7 5/8	EAF42 3/-	EL50 8/-	MLD1610/-
AU7 55/-	E134 1/8	EL81 8/-	MLA 6/-
AZ31 5/-	EB91 3/-	EL84 4/3	N34 8/-
B0H 15/-	EB33 6/-	EL86 7/8	N78 15/-
B078 40/-	EB41 8/8	EL91 4/6	NE17 7/-
BL63 10/-	EB81 5/-	EL96 5/-	OQ 2 6/8
B84 8/-	EBF83 7/8	EM31 5/-	OB2 5/-
B85 20/-	EBF89 6/8	EM80 6/-	OB3 7/-
B84 37/8	EBL31 20/-	EM81 7/-	OC3 5/-
B234 16/-	EC05 4/-	EM84 6/8	OD3 5/-
BT35 55/-	EC05 12/6	ESU208 6/-	OD3A 5/-
BT45 150/-	EC081 4/-	EY1 3/8	OD3A 5/-
BT83 35/-	EC90 6/-	EY86 6/8	OD3A 5/-
B1214 7/8	EC91 3/-	EY91 3/8	OD3A 5/-
CC31 2/-	EC93 4/-	EZ40 6/8	OD3A 5/-
CV71 5/-	EC93 12/6	EZ41 6/8	OD3A 5/-
CV77 5/-	EC94 8/-	EZ42 6/8	OD3A 5/-
CV102 1/-	EC98 5/-	EZ80 5/8	OD3A 5/-
CV103 4/-	EC98 5/-	EZ81 4/6	OD3A 5/-
CV4004 7/-	EC98 5/8	F/6057 5/-	OD3A 5/-
CV4014 8/-	EC98 5/8	F/6061 5/-	OD3A 5/-
CV4025 10/-	EC98 5/8	F/6062 5/-	OD3A 5/-
CV4049 6/-	EC98 5/8	F/6063 5/-	OD3A 5/-
CV31 6/-	ECF80 7/-	G1370K 6/-	OD3A 5/-
D1 1/8	ECF82 7/-	G50/93 20/-	OD3A 5/-
D41 6/-	ECF85 12/6	G120/1B 5/-	OD3A 5/-
D81 7/-	ECF85 12/6	G120/1B 5/-	OD3A 5/-
D77 3/-	ECF85 12/6	G120/1B 5/-	OD3A 5/-
DA30 12/6	ECF83 7/8	G180/2M 5/-	OD3A 5/-
DA100 20/-	ECF86 6/-	G180/2M 5/-	OD3A 5/-
DAF96 6/-	ECF86 6/-	G180/2M 5/-	OD3A 5/-
DD41 4/-	ECF86 6/-	G180/2M 5/-	OD3A 5/-
DEB5 8/-	ECF86 6/-	G180/2M 5/-	OD3A 5/-
DEB10 2/-	ECF86 6/-	G180/2M 5/-	OD3A 5/-
DEB15 2/-	ECF86 6/-	G180/2M 5/-	OD3A 5/-
DEB20 2/-	ECF86 6/-	G180/2M 5/-	OD3A 5/-
DEB25 2/-	ECF86 6/-	G180/2M 5/-	OD3A 5/-
DEB30 2/-	ECF86 6/-	G180/2M 5/-	OD3A 5/-
DEB35 2/-	ECF86 6/-	G180/2M 5/-	OD3A 5/-
DEB40 2/-	ECF86 6/-	G180/2M 5/-	OD3A 5/-
DEB45 2/-	ECF86 6/-	G180/2M 5/-	OD3A 5/-
DEB50 2/-	ECF86 6/-	G180/2M 5/-	OD3A 5/-
DEB55 2/-	ECF86 6/-	G180/2M 5/-	OD3A 5/-
DEB60 2/-	ECF86 6/-	G180/2M 5/-	OD3A 5/-
DEB65 2/-	ECF86 6/-	G180/2M 5/-	OD3A 5/-
DEB70 2/-	ECF86 6/-	G180/2M 5/-	OD3A 5/-
DEB75 2/-	ECF86 6/-	G180/2M 5/-	OD3A 5/-
DEB80 2/-	ECF86 6/-	G180/2M 5/-	OD3A 5/-
DEB85 2/-	ECF86 6/-	G180/2M 5/-	OD3A 5/-
DEB90 2/-	ECF86 6/-	G180/2M 5/-	OD3A 5/-
DEB95 2/-	ECF86 6/-	G180/2M 5/-	OD3A 5/-
DEB100 2/-	ECF86 6/-	G180/2M 5/-	OD3A 5/-
DEB105 2/-	ECF86 6/-	G180/2M 5/-	OD3A 5/-
DEB110 2/-	ECF86 6/-	G180/2M 5/-	OD3A 5/-
DEB115 2/-	ECF86 6/-	G180/2M 5/-	OD3A 5/-
DEB120 2/-	ECF86 6/-	G180/2M 5/-	OD3A 5/-
DEB125 2/-	ECF86 6/-	G180/2M 5/-	OD3A 5/-
DEB130 2/-	ECF86 6/-	G180/2M 5/-	OD3A 5/-
DEB135 2/-	ECF86 6/-	G180/2M 5/-	OD3A 5/-
DEB140 2/-	ECF86 6/-	G180/2M 5/-	OD3A 5/-
DEB145 2/-	ECF86 6/-	G180/2M 5/-	OD3A 5/-
DEB150 2/-	ECF86 6/-	G180/2M 5/-	OD3A 5/-
DEB155 2/-	ECF86 6/-	G180/2M 5/-	OD3A 5/-
DEB160 2/-	ECF86 6/-	G180/2M 5/-	OD3A 5/-
DEB165 2/-	ECF86 6/-	G180/2M 5/-	OD3A 5/-
DEB170 2/-	ECF86 6/-	G180/2M 5/-	OD3A 5/-
DEB175 2/-	ECF86 6/-	G180/2M 5/-	OD3A 5/-
DEB180 2/-	ECF86 6/-	G180/2M 5/-	OD3A 5/-
DEB185 2/-	ECF86 6/-	G180/2M 5/-	OD3A 5/-
DEB190 2/-	ECF86 6/-	G180/2M 5/-	OD3A 5/-
DEB195 2/-	ECF86 6/-	G180/2M 5/-	OD3A 5/-
DEB200 2/-	ECF86 6/-	G180/2M 5/-	OD3A 5/-
DEB205 2/-	ECF86 6/-	G180/2M 5/-	OD3A 5/-
DEB210 2/-	ECF86 6/-	G180/2M 5/-	OD3A 5/-
DEB215 2/-	ECF86 6/-	G180/2M 5/-	OD3A 5/-
DEB220 2/-	ECF86 6/-	G180/2M 5/-	OD3A 5/-
DEB225 2/-	ECF86 6/-	G180/2M 5/-	OD3A 5/-
DEB230 2/-	ECF86 6/-	G180/2M 5/-	OD3A 5/-
DEB235 2/-	ECF86 6/-	G180/2M 5/-	OD3A 5/-
DEB240 2/-	ECF86 6/-	G180/2M 5/-	OD3A 5/-
DEB245 2/-	ECF86 6/-	G180/2M 5/-	OD3A 5/-
DEB250 2/-	ECF86 6/-	G180/2M 5/-	OD3A 5/-
DEB255 2/-	ECF86 6/-	G180/2M 5/-	OD3A 5/-
DEB260 2/-	ECF86 6/-	G180/2M 5/-	OD3A 5/-
DEB265 2/-	ECF86 6/-	G180/2M 5/-	OD3A 5/-
DEB270 2/-	ECF86 6/-	G180/2M 5/-	OD3A 5/-
DEB275 2/-	ECF86 6/-	G180/2M 5/-	OD3A 5/-
DEB280 2/-	ECF86 6/-	G180/2M 5/-	OD3A 5/-
DEB285 2/-	ECF86 6/-	G180/2M 5/-	OD3A 5/-
DEB290 2/-	ECF86 6/-	G180/2M 5/-	OD3A 5/-
DEB295 2/-	ECF86 6/-	G180/2M 5/-	OD3A 5/-
DEB300 2/-	ECF86 6/-	G180/2M 5/-	OD3A 5/-
DEB305 2/-	ECF86 6/-	G180/2M 5/-	OD3A 5/-
DEB310 2/-	ECF86 6/-	G180/2M 5/-	OD3A 5/-
DEB315 2/-	ECF86 6/-	G180/2M 5/-	OD3A 5/-
DEB320 2/-	ECF86 6/-	G180/2M 5/-	OD3A 5/-
DEB325 2/-	ECF86 6/-	G180/2M 5/-	OD3A 5/-
DEB330 2/-	ECF86 6/-	G180/2M 5/-	OD3A 5/-
DEB335 2/-	ECF86 6/-	G180/2M 5/-	OD3A 5/-
DEB340 2/-	ECF86 6/-	G180/2M 5/-	OD3A 5/-
DEB345 2/-	ECF86 6/-	G180/2M 5/-	OD3A 5/-
DEB350 2/-	ECF86 6/-	G180/2M 5/-	OD3A 5/-
DEB355 2/-	ECF86 6/-	G180/2M 5/-	OD3A 5/-
DEB360 2/-	ECF86 6/-	G180/2M 5/-	OD3A 5/-
DEB365 2/-	ECF86 6/-	G180/2M 5/-	OD3A 5/-
DEB370 2/-	ECF86 6/-	G180/2M 5/-	OD3A 5/-
DEB375 2/-	ECF86 6/-	G180/2M 5/-	OD3A 5/-
DEB380 2/-	ECF86 6/-	G180/2M 5/-	OD3A 5/-
DEB385 2/-	ECF86 6/-	G180/2M 5/-	OD3A 5/-
DEB390 2/-	ECF86 6/-	G180/2M 5/-	OD3A 5/-
DEB395 2/-	ECF86 6/-	G180/2M 5/-	OD3A 5/-
DEB400 2/-	ECF86 6/-	G180/2M 5/-	OD3A 5/-
DEB405 2/-	ECF86 6/-	G180/2M 5/-	OD3A 5/-
DEB410 2/-	ECF86 6/-	G180/2M 5/-	OD3A 5/-
DEB415 2/-	ECF86 6/-	G180/2M 5/-	OD3A 5/-
DEB420 2/-	ECF86 6/-	G180/2M 5/-	OD3A 5/-
DEB425 2/-	ECF86 6/-	G180/2M 5/-	OD3A 5/-
DEB430 2/-	ECF86 6/-	G180/2M 5/-	OD3A 5/-
DEB435 2/-	ECF86 6/-	G180/2M 5/-	OD3A 5/-
DEB440 2/-	ECF86 6/-	G180/2M 5/-	OD3A 5/-
DEB445 2/-	ECF86 6/-	G180/2M 5/-	OD3A 5/-
DEB450 2/-	ECF86 6/-	G180/2M 5/-	OD3A 5/-
DEB455 2/-	ECF86 6/-	G180/2M 5/-	OD3A 5/-
DEB460 2/-	ECF86 6/-	G180/2M 5/-	OD3A 5/-
DEB465 2/-	ECF86 6/-	G180/2M 5/-	OD3A 5/-
DEB470 2/-	ECF86 6/-	G180/2M 5/-	OD3A 5/-
DEB475 2/-	ECF86 6/-	G180/2M 5/-	OD3A 5/-
DEB480 2/-	ECF86 6/-	G180/2M 5/-	OD3A 5/-
DEB485 2/-	ECF86 6/-	G180/2M 5/-	OD3A 5/-
DEB490 2/-	ECF86 6/-	G180/2M 5/-	OD3A 5/-
DEB495 2/-	ECF86 6/-	G180/2M 5/-	OD3A 5/-
DEB500 2/-	ECF86 6/-	G180/2M 5/-	OD3A 5/-
DEB505 2/-	ECF86 6/-	G180/2M 5/-	OD3A 5/-
DEB510 2/-	ECF86 6/-	G180/2M 5/-	OD3A 5/-
DEB515 2/-	ECF86 6/-	G180/2M 5/-	OD3A 5/-
DEB520 2/-	ECF86 6/-	G180/2M 5/-	OD3A 5/-
DEB525 2/-	ECF86 6/-	G180/2M 5/-	OD3A 5/-
DEB530 2/-	ECF86 6/-	G180/2M 5/-	OD3A 5/-
DEB535 2/-	ECF86 6/-	G180/2M 5/-	OD3A 5/-
DEB540 2/-	ECF86 6/-	G180/2M 5/-	OD3A 5/-
DEB545 2/-	ECF86 6/-	G180/2M 5/-	OD3A 5/-
DEB550 2/-	ECF86 6/-	G180/2M 5/-	OD3A 5/-
DEB555 2/-	ECF86 6/-	G180/2M 5/-	OD3A 5/-
DEB560 2/-	ECF86 6/-	G180/2M 5/-	OD3A 5/-
DEB565 2/-	ECF86 6/-	G180/2M 5/-	OD3A 5/-
DEB570 2/-	ECF86 6/-	G180/2M 5/-	OD3A 5/-
DEB575 2/-	ECF86 6/-	G180/2M 5/-	OD3A 5/-
DEB580 2/-	ECF86 6/-	G180/2M 5/-	OD3A 5/-
DEB585 2/-	ECF86 6/-	G180/2M 5/-	OD3A 5/-
DEB590 2/-	ECF86 6/-	G180/2M 5/-	OD3A 5/-
DEB595 2/-	ECF86 6/-	G180/2M 5/-	OD3A 5/-
DEB600 2/-	ECF86 6/-	G180/2M 5/-	OD3A 5/-
DEB605 2/-	ECF86 6/-	G180/2M 5/-	OD3A 5/-
DEB610 2/-	ECF86 6/-	G180/2M 5/-	OD3A 5/-
DEB615 2/-	ECF86 6/-	G180/2M 5/-	OD3A 5/-
DEB620 2/-	ECF86 6/-	G180/2M 5/-	OD3A 5/-
DEB625 2/-	ECF86 6/-	G180/2M 5/-	OD3A 5/-
DEB630 2/-	ECF86 6/-	G180/2M 5/-	OD3A 5/-
DEB635 2/-	ECF86 6/-	G180/2M 5/-	OD3A 5/-
DEB640 2/-	ECF86 6/-	G180/2M 5/-	OD3A 5/-
DEB645 2/-	ECF86 6/-	G180/2M 5/-	OD3A 5/-
DEB650 2/-	ECF86 6/-	G180/2M 5/-	OD3A 5/-
DEB655 2/-	ECF86 6/-	G180/2M 5/-	OD3A 5/-
DEB660 2/-	ECF86 6/-	G180/2M 5/-	OD3A 5/-
DEB665 2/-	ECF86 6/-	G180/2M 5/-	OD3A 5/-
DEB670 2/-	ECF86 6/-	G180/2M 5/-	OD3A 5/-
DEB675 2/-	ECF86 6/-	G180/2M 5/-	OD3A 5/-
DEB680 2/-	ECF86 6/-	G180/2M 5/-	OD3A 5/-
DEB685 2/-	ECF86 6/-	G180/2M 5/-	OD3A 5/-
DEB690 2/-	ECF86 6/-	G180/2M 5/-	OD3A 5/-
DEB695 2/-	ECF86 6/-	G180/2M 5/-	OD3A 5/-
DEB700 2/-	ECF86 6/-	G180/2M 5/-	OD3A 5/-
DEB705 2/-	ECF86 6/-	G180/2M 5/-	OD3A 5/-
DEB710 2/-	ECF86 6/-	G180/2M 5/-	OD3A 5/-
DEB715 2/-	ECF86 6/-	G180/2M 5/-	OD3A 5/-
DEB720 2/-	ECF86 6/-	G180/2M 5/-	OD3A 5/-
DEB725 2/-	ECF86 6/-	G180/2M 5/-	OD3A 5/-
DEB730 2/-	ECF86 6/-	G180/2M 5/-	OD3A 5/-
DEB735 2/-	ECF86 6/-	G180/2M 5/-	OD3A 5/-
DEB740 2/-	ECF86 6/-	G180/2M 5/-	OD3A 5/-
DEB745 2/-	ECF86 6/-	G180/2M 5/-	OD3A 5/-
DEB750 2/-	ECF86 6/-	G180/2M 5/-	OD3A 5/-
DEB755 2/-	ECF86 6/-	G180/2M 5/-	OD3A 5/-
DEB760 2/-	ECF86 6/-	G180/2M 5/-	OD3A 5/-
DEB765 2/-	ECF86 6/-	G180/2M 5/-	OD3A 5/-
DEB770 2/-	ECF86 6/-	G180/2M 5/-	OD3A 5/-
DEB775 2/-	ECF86 6/-	G180/2M 5/-	OD3A 5/-
DEB780 2/-	ECF86 6/-	G180/2M 5/-	OD3A 5/-
DEB785 2/-	ECF86 6/-	G180/2M 5/-	OD3A 5/-
DEB790 2/-	ECF86 6/-	G180/2M 5/-	OD3A 5/-
DEB795 2/-	ECF86 6/-	G180/2M 5/-	OD3A 5/-
DEB800 2/-	ECF86 6/-	G180/2M 5/-	OD3A 5/-
DEB805 2/-	ECF86 6/-	G180/2M 5/-	OD3A 5/-
DEB810 2/-	ECF86 6/-	G180/2M 5/-	OD3A 5/-
DEB815 2/-	ECF86 6/-	G180/2M 5/-	OD3A 5/-

TECHNICAL TRAINING

in radio television and electronics

Whether you are a newcomer to radio and electronics, or are engaged in the industry and wish to prepare for a recognized examination, ICS can further your technical knowledge and provide the specialized training so essential to success. ICS have helped thousands of ambitious men to move up into higher paid jobs—they can help you too! Why not fill in the coupon below and find out how?

Many diploma and examination courses available, including expert coaching for:

- Institution of Electronics & Radio Engineers (Brit.I.R.E.)
- C. & G. Telecommunication Techns' Certs.
- C. & G. Supplementary Studies
- R.T.E.B. Radio/T.V. Servicing Certificate
- Radio Amateurs' Examination
- P.M.G. Certs in Radiotelegraphy
- General Certificate of Education, etc.

Examination Students coached until successful

NEW SELF-BUILD RADIO COURSES

Learn as you build. You can learn both the theory and practice of valve and transistor circuits, and servicing work while building your own 5-valve receiver, transistor portable, signal generator and multimeter—all under expert tuition. Transistor Portable available as separate course.

POST THIS COUPON TODAY

for full details of ICS courses in Radio, T.V. and Electronics.

INTERNATIONAL CORRESPONDENCE SCHOOLS

Dept. 171, Intertext House, Parkgate Road, London, S.W.11

Please send me the ICS prospectus—free and without obligation.
(state Subject or Exam.).....

.....

NAME

ADDRESS

10 67

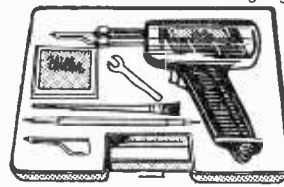
INTERNATIONAL CORRESPONDENCE SCHOOLS



This gun for SALE!

FOR 'INSTANT HEAT'...SAFE ...EFFICIENT SOLDERING

With a Weller 'Expert' Dual Heat Gun in hand you can successfully tackle any soldering job—from a small printed circuit up to sheet metal work! You get INSTANT HEAT at the press of a trigger—and tip is cool within 10 seconds of releasing trigger. Completely safe for operator . . .



and components. Simple to use . . . speedy and accurate. Dual Heat 120-140 watts. Expert Dual Heat Gun 66/- (Kit 89/6). Also available: Marksman Soldering Iron 29/- (Kit 38/-).

Manufactured by the world's largest makers of quality soldering tools.



Write for literature on Weller Soldering Equipment.
To: WELER ELECTRIC LIMITED
Horsham, Sussex.
Telephone: Horsham 61747

GOODMANS HIGH FIDELITY MANUAL



A Guide to full listening enjoyment

The Manual is much more than a catalogue of Goodman's High Fidelity Loudspeakers—it contains informative articles, including advice on stereo, special beginners page, and full cabinet drawings. You'll find it interesting as well as informative.

The Perfect Combination MAXAMP 30

TRANSISTORISED STEREOPHONIC HIGH FIDELITY AMP-LIFIER 15 + 15 watts · Silicon solid state · Integrated pre-amplifier Negligible distortion · £49.10.0.

STEREOMAX

MATCHING AM/FM STEREOPHONIC FM TUNER Transistorised · Outstanding specification · Stereo de-coder (optional) £60.0.0. + £11.18.3. P.T. inc. Surcharge.

Both MAXAMP 30 and STEREO MAX have polished wood cases (10½" x 5½" x 7½" deep) in Teak or Walnut to order.

Full specifications of the Maxamp 30 and Stereomax are given in the High Fidelity Manual—send the coupon for your FREE copy—or pay an early visit to your Goodman's dealer.

FREE Please send Hi-Fi Manual together with name and address of my nearest Goodman's dealer.

Name.....

Address.....

PW10

GOODMANS INDUSTRIES
AXIOM WORKS · WEMBLEY · MIDDLESEX. Tel: 01-902 1200
A Division of Radio Rentaset Products Ltd.

tainly be due to the respective capacitor being o/c or low in value. A further check for unbalance can also be carried out by checking point J which will also reveal the purity or otherwise of the h.t. smoothing.

A close watch should be kept on the wave forms displayed by the oscilloscope as it is transferred from stage to stage. Whilst the amplitude will vary the shape should not, from input to output. Any limiting at the anode of a valve could be due to the coupling capacitor from the previous stage being leaky or the cathode decoupling capacitor being short circuit since both affect the valve's bias voltage. The amateur who notices (and investigates) a change in shape, and sometimes the amplitude, of a displayed waveform is on the way to mastering the oscilloscope.

RECORD THE RESULTS

Having performed the various measurements the amateur will perhaps want to record his findings and a timely word or two of advice may not be out of place. First as to plotting frequency response, and for this a piece of log-linear graph paper is required, on which the frequency is drawn on the log part which runs horizontally and the output level in dB's is drawn on the linear part which runs vertically. Decibels are ratios of something to something else, and are calculated from the expression

$$20 \log \text{ is } \frac{E1}{E2} \text{ for voltage, or}$$

$$20 \log \text{ is } \frac{I1}{I2} \text{ for current, and}$$

$$10 \log \text{ is } \frac{W1}{W2} \text{ where power is concerned.}$$

Constructors who are mentally idle like the author can use the dB table given which goes up to 20dB. Values not given can be found by adding the dBs to multiply and subtracting to divide. Thus a dB ratio of 26dB is equal to 20dB + 6dB = 2 × 10 = × or divided 20. Similarly

$$14\text{dB is } 20\text{dB} - 6\text{dB} = \frac{2}{10} \text{ or } \frac{10}{2},$$

depending on whether there is a gain or loss to be considered.

Bearing in mind that dB's are ratios we must remember never to give, for example, hum and

DECIBEL TABLE

Voltage or current loss	dB's ratios	Voltage or current gain
0.989	0.1	1.012
0.977	0.2	1.023
0.955	0.4	1.047
0.933	0.6	1.072
0.912	0.8	1.096
0.891	1.0	1.122
0.841	1.5	1.189
0.750	2.5	1.334
0.631	4.0	1.585
0.501	6.0	1.995
0.398	8.0	2.512
0.316	10	3.162
0.224	13	4.470
0.178	15	5.62
0.126	18	7.94
0.100	20	10.00

noise figures without quoting the output level. "A hum level of 60dB" is useless but a "hum level of 60dB at 10 watts o/p" is more useful since we know the reference level. On the other hand it is correct to say an amplifier has a gain of 60dB for we can assume the reference level is 0dB, if the input and output impedances are equal. Otherwise the correct formula is

$$20 \log 10 \frac{E2}{E1} + 10 \log 10 \frac{R1}{R2}$$

where R1 and R2 are the resistive components of the respective impedances. For practical amateur purposes however it is probably harmless to ignore the impedances and use the "ordinary" dB calculations. ■

an in-line audio AGC unit

by L. McNamara B.Sc.

(Published in the July 1967 issue of Practical Wireless page 204).

The author has drawn our attention to two errors that appeared in his article. These were on page 207 and concerned Figs. 2 and 3. In Figure 2, the emitter and collector symbols for Tr2 are shown reversed—the emitter should be towards the negative line as this device (AC127) is an NPN transistor, with the transformer as the collector load. The text actually makes mention that the transistor is in the ordinary common emitter mode.

Figure 3: Again in connection with Tr2, the diagram is correct, but the letters identifying the collector and emitter are shown reversed.

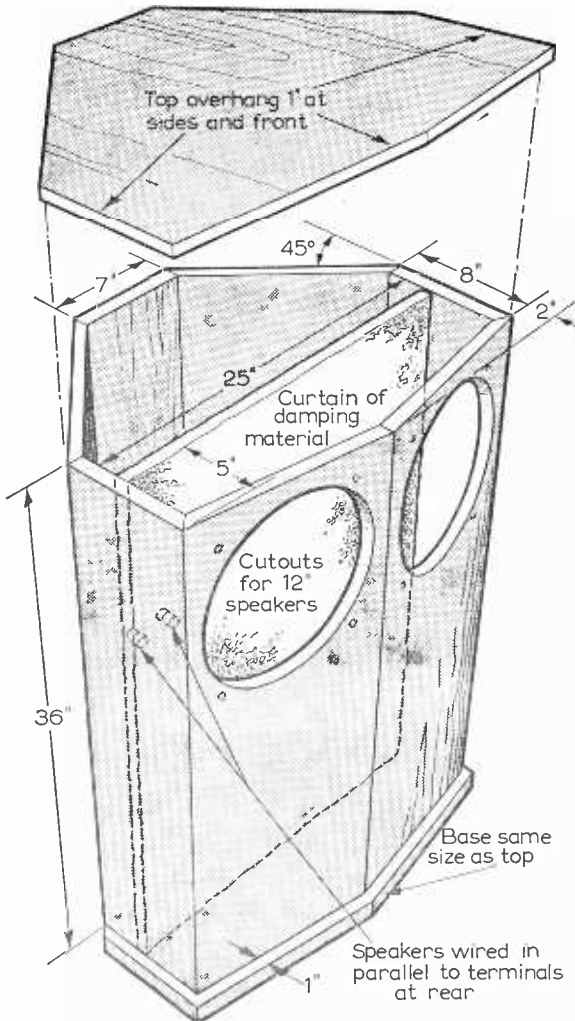
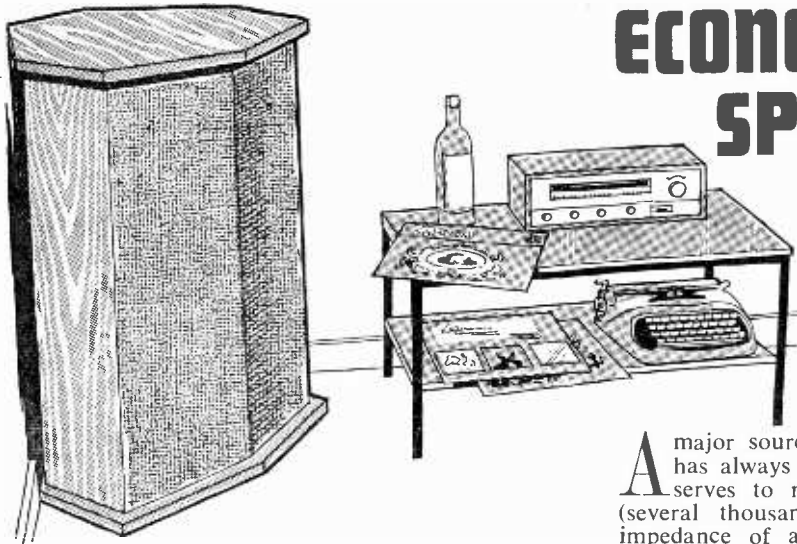
Three-legged men, unite!

Oh, dear! Mr. Roy Macdonald must have read our leader about gunboats up the Rhine. Mr. Macdonald is a member of the House of Keys, the local government of the Isle of Man. He is also chairman of the Isle of Man Broadcasting Commission. This in itself is a somewhat quaint coupling, but not so quaint as Mr. Macdonald's vigorous campaign against the enforcement of the new legislation against pirate radio stations.

He not only objects to the outlawing of Radio Caroline and other pirates but is not satisfied with the low power allocation of Radio Manx. He says that his 2,800 constituents are 100% with him and that "most of them are related to me"! But despite being "loyal to the Queen" and "proud to be British" he first wanted to take the matter up at the United Nations to stop Britain interfering with Manx domestic policy but has now settled for the Commonwealth Secretariat.

ECONOMICAL SPEAKER ENCLOSURE

C. R. BRADLEY



The diagram shows constructional details of the cabinet. The size of the speaker cut-outs will depend on the actual speakers used.

A major source of distortion in valve amplifiers has always been the output transformer which serves to match the output stage impedance (several thousand ohms) to the necessarily low impedance of a moving coil loudspeaker (3Ω to 15Ω). With the elimination of the output transformer, made possible by transistor amplifiers which match directly to the speaker, very fine frequency response and distortion figures are possible. The Sinclair Z12 is a transformerless transistor amplifier of this type which has been advertised in this magazine; having bought one, the author had the problem of finding an economical loudspeaker of comparable quality.

CHOICE OF SPEAKERS

Most good quality loudspeakers have a 15Ω impedance. Although the Z12 will give very good (by conventional standards) performance with such a load, the best results are obtained with a very low impedance (about 1½Ω to 2Ω). As the prospect of wiring ten Goodmans or Wharfedale 15Ω units in parallel seemed hardly practical and financially distasteful the author decided on a different approach.

Twelve-inch loudspeakers of 3Ω impedance and fair quality are available cheaply on the surplus market or may be cannibalised from ancient console televisions. Try to choose ones with non-flabby cones and more than miniscule magnets. By avoiding the modern trend for miniature cabinets and mounting a pair of these speakers in an ample enclosure of the infinite baffle (completely sealed) type, really good results are obtainable. By wiring the speakers in parallel a 1½Ω impedance is achieved, ideal for the Z12.

CONSTRUCTION

The construction and outer dimensions of the cabinet are shown in the diagram. It is designed for standing in a corner of the room. The speakers are pointed in different directions for wide treble dispersion and good presence when a pair of cabinets is used for stereo. Construction must be very rigid, preferably using 1 in. chipboard or timber. Speaker mounting details are not shown as these will depend on the speakers used; make sure the circular cut-out clears the cone completely.

As the aim is an absolutely rigid airtight enclosure, joints should be both screwed and glued. Line the entire inside surface of the cabinet with 1 in. thick acoustic damping material such as Wharfedale

—continued on page 442

DE LUXE PLAYERS

4-Speed Mono Players 2-tone Cabinets 17x15x8 1/2. High flux loudspeaker and High Quality Amplifiers ready built. Quality output. Volume and Bass controls. Special instructions enable assembly in 30 minutes, only 5 wires to join. 12 months' guarantee.



TO BUILD YOURSELF

Post 2/6 per item.
PORTABLE CABINET As illustrated. To fit standard player 69/6
RCS AMPLIFIER 3 WATT. Ready made and tested with UCL82 triode pentode valve and loudspeaker. 59/6
SINGLE PLAY MONO
 BSR GU7 £4.19
 Garrard SRP12 £4.19
 Garrard SP25 £10.19
 Philips AG1016 £12.98
 Garrard A.70 £19.19
 Garrard LAB80 £24.19
 Garrard 401 £29.19
 All with mono cartridge (Stereo 12/6 extra)

SUPERIOR AMPLIFIER. Ready made and tested. Guaranteed better sound! Fully isolated AC Mains Transformer 4 watt output. ECL86 triode pentode valve. Volume and tone controls with knobs. Quality Loudspeaker. 89/6
AUTOCCHANGE MONO
 BSR Superlim £25.19
 Garrard 1000 £25.19
 Garrard 2000 £28.19
 Garrard 3000 £28.98
 Garrard AT80 Mk. II diecast turntable £12.19

GARRARD TEAKWOOD BASE W.B.L. Ready cut for mounting 1000, 2000, 3000, SP25 AT80. 75/-
 A.18 TRANSCRIPTION TONE ARM with tracking template and two plug-in shells. 90/-
 Original price £13.19.6. OUR PRICE 90/-
 Decca Deram Stereo Diamond Cartridge £41.0 extra.

Q MAX CHASSIS CUTTER

Complete: a die, a punch, an Allen screw and key
 1/4 in. 14/8 1/2 in. 15/9 1 1/8 in. 18/- 1 1/4 in. 20/6 2 1/8 in. 37/9
 1 1/2 in. 14/9 1 in. 18/- 1 1/8 in. 18/6 1 1/4 in. 22/6 2 1/8 in. 44/3
 1 1/2 in. 15/8 1 1/4 in. 18/- 1 1/8 in. 20/- 2 1/8 in. 34/3 1 in. sq. 31/6

BARGAIN XTAL PICK-UP ARM Complete with ACOS LP-78 Turnover Head and Stylus 20/-; Stereo 30/-
SPEAKER FREET Various sizes and colours. 52in. wide from 10/- to 1/2in. wide from 5/- to 1/2. SAMPLES S.A.E.
EXPANDED METAL Gold or Silver 12 1/2in. 6/-
NEW GARRARD GRAM MOTORS 2,500 r.p.m. 100-130v. 15/- pair for 200/250v. A.C. (in series), or 10/- ea. Post 2/6

FULL WAVE BRIDGE CHARGER RECTIFIERS: 6 or 12 v. outputs. 1 amp. 8/9; 2 a. 11/3; 4 a. 17/6
CHARGER TRANSFORMERS. P. & F. 2/6. Input 200/250 v. for 6 or 12 v., 1 amp.; 17/6; 2 amp., 21/-; 4 amp., 25/-
MOVING COIL MULTIMETER TK 25. 47/6
 0-1,000v. A.C./D.C., ohms 0 to 100k. etc.
MOVING COIL MULTIMETER EP10K. 79/6
 0-1,000v. A.C./D.C., ohms 0 to 3 meg. etc.
MOVING COIL MULTIMETER EP20K. 99/6
 0-2,500v. D.C. 20,000 ohms per volt. 0-1,000v. A.C. Ohms 0 to 6 meg. 50 Microamps full scale.

NEW MULLARD TRANSISTORS

OC71 6/-; OC72 7/6; OC81D 8/-; OC81 6/-; AF115 8/-; AF114 8/6; OC64 8/-; OC65 8/-; OC71 9/-; OC170 8/6; AF117 7/-; OC28 12/6; AD140 15/-; OC35 15/-. Holders 1/3.
ARDENTE TRANSISTOR TRANSFORMERS
 D3035, 7.3 ct. Push Pull for OC72, OC81 11/-
 D3034, 7.5 ct. Push Pull Driver for OC72, OC81 11/-
 D3058, 11.5 ct. Output to 3 ohms for OC72, OC81 11/-
TRANSISTOR MAINS ELIMINATORS, FAMOUS "POWER MITER" VOLT SAME SIZE AS PP3 BATTERY. 45/-
FULLY SMOOTHED. 150mA. FULL WAVE CIRCUIT. 45/-
SPECIAL 9 VOLT 500mA POWER PACK. 49/6

WEYRAD P50 — Transistor Coils

RA2W 6 in. Ferrite Aerial Spare Cores..... 6d.
 with ear aerial coil..... 12/6
 Driver Trans. LPD74..... 9/6
 Osc. P50/LAC..... 5/4
 Printed Circuit, PCAL..... 9/6
 I.F. P50/2CC 470 kc..... 5/7
 J.F. Tuning Gank..... 10/6
 3rd I.F. P50/3CC..... 3/-
 Weyrad Booklet..... 2/-

VOLUME CONTROLS

80 Ohm Coax 6d. yd.
 Semi-air spaced cable
 1/2 yd. drum 50/- post free.
 LIN. L/S 3/-, D.F. 5/-
 STEREO L/S 10/6, D.F. 14/6.

COAXIAL PLUG 1/2 PANEL SOCKETS 1 1/2. LINE SOCKETS 2 1/2. OUTLET BOXES, SURFACE OR FLUSH 4/6.
BALANCED TWIN FEEDERS 1/2 yd., 80 or 300 ohms.
TELESCOPIC CHROME AERIALS. 6in. extends to 23in. 6/6 each. CAR AERIAL PLUGS 1/8. Sockets 1/3.

SPECIAL PURCHASE!

B.S.R. GU7
 9 volt Battery
 Operated Record
 Player Decks



4 speeds, automatic stop. Plays any size record. Complete with mono LP/78 xtal and sapphire stylus. 69/6 P. & P. (With stereo cartridge 12/6 extra). ONLY 5/6

RETURN OF POST DISPATCH
RADIO COMPONENT SPECIALISTS
 Written guarantee with every purchase. (Export—send remittance and extra postage, no C.O.D.)

STELLA RECORD PLAYER AMPLIFIER

3 watt. 2 stage. 3 to 7 ohm. Net. Teed back. UCL82. UT65. 200-250v. A.C. taped input. Chassis size 6 x 2 1/4 x 4 1/2 in. Gold/Walnut knobs. Volume and Tone controls on separate Polished Wood Panel 6 x 2 in. Brand new with makers' guarantee. BARGAIN PRICE P. & F. 78/6

NEW TUBULAR ELECTROLYTICS		CAN TYPES	
2/350 v. 2/3	100/25 v. 2/-	8/600 v. 9/6	
4/350 v. 2/3	250/25 v. 2/6	16/600 v. 12/6	
8/450 v. 2/3	500/15 v. 3/-	16+16/500 v. 7/6	
16/450 v. 3/-	8+8/450 v. 3/6	32+32/450 v. 8/6	
32/450 v. 3/6	8+16/450 v. 3/6	50+50/350 v. 7/-	
25/25 v. 1/9	16+16/450 v. 4/3	60+100/350 v. 11/6	
50/50 v. 2/-	32+32/350 v. 4/6	100+200/275 v. 12/6	

SUB-MIN. ELECTROLYTICS. 1, 2, 4, 5, 8, 16, 25, 30, 50, 100, 250 mfd. 15v. 2/6; 500, 1000 mfd. 12v. 3/6; 2000 mfd. 25v. 9/6. CERAMIC. 500 v. 1 pF. to 0.01 mfd., 9d. Discs 1/-.

PAPER TUBULARS

350v.-0.1 9d. 0.5 8/2; 1 mfd. 3/-; 2 mfd. 15v. 3/-; 5 to 47 pF. 1/-; ditto 50 to 400 pF. 1/-; 0.25 1/6; 0.5 3/-; 1.00v.-0.001. 0.0022. 0.0047. 0.01. 0.02. 1/6; 0.047. 0.1. 2/6. E.H.T. CONDENSERS. 0.001 mfd., 7kV. 6/3; 20kV. 10/6.

SILVER MICA. Close tolerance (plus or minus 1 pF.). 5 to 47 pF. 1/-; ditto 50 to 400 pF. 1/-; 0.1 to 0.001 5.000 pF. 2/-
TWIN GANG. "0-00" 208 pF. -176 pF. 1/6; 385 pF. 2/6. miniature 10/-; 500 pF. standard with trimmers, 9/6; 500pF. midjet less trimmers, 7/6; 500 pF. slow motion, standard 9/-; small 3-rang 500 pF. 19/8. Single "0" 365 pF. 7/6. Twin 13/-
SHORT WAVE. Single 10 pF., 25 pF., 50 pF., 75 pF., 100 pF., 160 pF. 5/6 each. Can be ganged. Couplers 9d. each. Tuning. Solid dielectric. 100 pF., 300 pF., 500 pF., 3/6 each. TRIMMERS. Compression ceramic 30, 50, 70 pF., 9d.; 100 pF., 150 pF., 1/3; 250 pF., 1/6; 600 pF., 750 pF., 1/9.
 250v. RECTIFIERS. Selenium 1 wave 100mA 5/-; BY100/10/-
CONTACT COOLED 1 wave 60mA 7/6; 85mA 9/6.
 Full wave 75mA 15/-; 150mA 19/8; T.V. rectis. from 10/-.

NEW B.A.S.F. LIBRARY BOXED TAPE

7 in. L.P. 1,800 ft. 45/-; 7 in. D.P. 2,400 ft. 70/-
 60 min. Cassette C60 (For Philips, etc.) 17/6
 Spare Spools 2/6. Tape Splicer 5/-, Leader Tape 4/6.
Tap Heads: Collaro 2 track 28/6 pair. B.S.R. 4 track 99/6.

MAINS TRANSFORMERS

	Post 2/6 each
250-0-250 80mA. 6.3 v. 3.5 a. 6.3 v. 1 a. or 5 v. 2 a.	25/-
350-0-350 80 mA. 6.3 v. 3.5 a. 6.3 v. 1 a. or 5 v. 2a.	29/6
M.T. 510/300-0-300v. 120 mA. 6.3 v. 4 a.	28/6
MINIATURE 200 v. 20 mA. 6.3 v. 1 a.	10/6
MIDGET 220 v. 20 mA. 6.3 v. 2 a.	15/6
SMALL 250-0-250 50 mA. 6.3 v. 2 a.	19/6
HEATER TRANS. 6.3 v. 1 1/2 a., 8/6; 6.3 v. 4 a.	10/6
Diode tapped sec. 1.4 v., 2.3 v., 4.5 v., 8 v., 1 1/2 amp.	10/6
GENERAL PURPOSE LOW VOLTAGE. Outputs 3, 4, 5, 6, 8, 9, 10, 12, 15, 18, 24 and 30 v. at 2 a.	25/-
1 amp., 5, 10, 15, 20, 25, 30, 35, 40, 55, 60, 29/6; 2a., 47/6.	
AUTO TRANSFORMERS 0-115-230 v. Input/Output, 80w. 18/-; 150w. 25/-; 500w. 92/6; 1000w. 175/-.	

CRYSTAL MIKE INSERTS

1 1/2 x in. 6/6; BMS 1 x in. 7/6; ACOS 1 1/2 x in. 8/6
 MOVING COIL MIKE with Remote Control Switch. 19/6

ALL PURPOSE HEADPHONES

MOVING COIL HEADPHONES 100 ohms (ex. Govt.) 12/6
 H.R. HEADPHONES 200 ohms. 12/6. 4000 ohms. 15/-
 H.R. HEADPHONES 2000 ohms Super Quality. 25/-

1967 GRAM CHASSIS

Post 5/-
 Three Wavebands: Five Valves: ECH81, EF80. Long., Med., Short. Gram. EBC8, EL84, EZ80. 12-month guarantee. A.C. 200-250 v. Ferrite Aerial 5 watts 3 ohm. Chassis 13 in. x 7 in. x 5 in. total size 13 in. x 4 in. Two pilot Lamps. Four Knobs. £10.10
 Aligned calibrated. Chassis isolated from mains.
 DE LUXE STEREO GRAM CHASSIS V.H.F., M.W. SW 19-50m. SW 80-180m. Maxie eye, push buttons. £19.19
 6 valve plus recit. Size 15 x 7 1/2 x 6 in. high.

TAPE DECK AMPLIFIERS FOR B.S.R. T.D.2 ETC.


With Pre Amp. Oscillator, all valves, "magic eye" tuning indicator, 3 watt 3 stage amplifier especially built for B.S.R. T.D.2 Tape Deck. Bolts directly to tape deck chassis. Inputs for mike and radio/gram. Output 3-5 ohms. A.C. 200/250v. Ready built. Price £7.19.6. Carr. and Ins. 10/6.

BLANK ALUMINIUM CHASSIS. 18 s.w.k. 2 1/2 in. sides, 7 x 4 in., 5/6; 9 x 7 in., 6/6; 11 x 3 in., 6/6; 11 x 7 in., 7/6; 13 x 8 in., 9/6; 14 x 11 in., 12/6; 15 x 14 in., 15/-
ALUMINIUM PANELS 18 s.w.k. 12 x 12 in., 5/6; 14 x 9 in., 4/8; 12 x 8 in., 3/6; 10 x 7 in., 2/8; 8 x 6 in., 2/-; 6 x 4 in., 1/6.

ALL PURPOSE TRANSISTOR PRE-AMPLIFIER

Gain 14-1. 250v. or 9v. input. Ready built with Mn Metal input transformer for Mikes, Pick-Ups, Tuners. Instructions and circuit supplied. Post 2/6. 15/-

THE INSTANT BULK TAPE ERASER AND RECORDING HEAD DEMAGNETISER



200/250 v. A.C. Leaflet S.A.E. Post 35/- 2/6.

BAKER MAJOR "MODULE"



Ideal mono or stereo conversion of existing cabinets, furniture etc. 12in. Baker Major Full range speaker on 19 x 12in. baffle board with 2 1/2in. tweeter and crossover. Output 20 Watts. Response 30-17,000 c.p.s. Impedance 15 ohms. In kit form with instructions

£10.19.6 Post Free. Fully assembled £12.10.0 Post Free

'Group 25' 12in. 5 gns. 25v. 'Group 35' 12in. 8 1/2 gns. 35v. 'Group 50' 15in. 18 gns. 50v.

Quality Horn Tweeters 3-16k/s. 10w. 27/6. Crossover 14/6. LOUSPEAKERS P.M. 3 OHMS. 2 1/2in., 3in., 4in., 5in., 7in. x 4in., 15/6 each 3in. 22/6; 6in. 18/6; 10in. 30/-; 12in. 30/-; (15 ohms 35/-); 10 x 6in. 30/-; 8 x 5in. 21/-; E.M.T. Double Cone 13 1/2 x 8in., 15 ohm models 45/- SPECIAL OFFER's ohm. 2 1/2 in. 5in., 15 ohm 5in., 7 x 4 in. 15/6 25 ohm 5in., 6 x 4 in. 35 ohm 3in., 5in., 7 x 4 in. EACH—ANY TYPE. 80 ohm 2in., 2 1/2in. JACK SOCKET Std. open-circuit 2/6. closed circuit 4/6; Chrome Lead Solder 7/6. DIN 3-pin 1/3; 5-pin 1/6; Lead 3/6; Phone Plugs 1/1; Socket 1/1; 50K PLUGS Std. Chrome 3/6; 2.5mm.; 3.5mm. 1/9; DIN 3-pin 9/6; 5-pin 5/-
WAVE-CHANGE SWITCHES with LOW SPINDLES. 2 p. 2-way, or 2 p. 6-way, or 3 p. 4-way 3/6 each. 1 p. 12-way, or 4 p. 2-way, or 4 p. 2-way, 3/6 each. Wavechange "MAKETS" 1 p. 12-way, 2 p. 6-way, 3 p. 4-way, 4 p. 3-way, 6 p. 2-way. Prices include coil spindles, adjustable stops, spaces, etc., 1 water, 10/6; 2 water, 15/-; 3 water, 19/6.
TOGGLE SWITCHES. sp. 2/-; sp. dt. 3/6; dp. dt. 4/-

DE LUXE TAPE SPICERS Cuts, trims, joins for editing and repairs. With 3 blades. 14/6

4 CHANNEL TRANSISTOR MICROPHONE MIXER. Add musical highlights and sound effects to recordings. Will mix Microphone, records, tape and tuner with separate controls into single output. 52/6

DYNAMIC MICROPHONE. Dual impedance 600 ohm/50K Hand, Floor or Desk mounting. Response £6.6.0

AM TUNER MEDIUM WAVE. Three Transistor Superhet. Ready built. Printed Circuit. Ferrite Aerial. 79/6
 Sizes 5 x 3 x 1 in. Ideal for Tape Recorders.

FM TUNER 88-108 Mc/s Six Transistor. Superhet. Ready built. Printed Circuit. Calibrated slide dial tuner. Size 6 x 4 x 2 in. £7.19.6

3 WATT QUALITY AMPLIFIER. 4 Transistor Push-Pull Ready built with volume control 65/-

* RADIO BOOKS * (Postage 9d.)
 High Fidelity Speaker Enclosures and Plans..... 5/-
 Transistor Superhet Commercial Receivers..... 7/6
 Mullard Audio Amplifier Manual..... 8/6
 Radio Valve Guide, Books 1, 2, 3 or 5..... 5/- each
 Practical Radio Inside Out..... 4/6
 Transistor Audio Amplifier Manual Book 1, 3/6; Book 2, 4/6
 Shortwave Transistor Receivers..... 5/4
 Transistor Communication Manual..... 6/-
 International Radio Stations List..... 2/6
 Modern Transistor Circuits for Beginners..... 7/6
 Sub-Miniature Transistor Receivers..... 5/-
 Wireless World Radio Valve Data..... 9/6
 At a glance valve equivalents..... 10/6
 Valves, Transistors, Diodes equivalents Manual..... 6/-

RESISTORS. Preferred values, 10 ohms to 10 meg. 1 w., 1 w., 1 w., 20% 3d.; 1 w. 8d.; 2 w. 1/-; 1 w. 10% 6d. HIGH STABILITY. 1 w. 1%, 10 ohms to 10 meg., 2/-
 Ditto 5%. Preferred values 10 ohms to 22 meg., 9d. 5 watt 0.5 to 8.2 ohm 3 w. 1/8
 10 watt WIRE-WOUND RESISTORS 1/9
 15 watt 10 ohms to 6,500 ohms 2/-
 10K, 15K, 20K, 25K, 68K, 10W, 3/-

MAINS DROPPERS. Midget. With sliders. 0.3 a., 1 K., 0.2 a., 1.2 K., 0.15 a., 1.5 K., 1/6 each.
LINE CORD 100 ohms ft. twin plus resistance. 6/- ft.

WIRE-WOUND 3-WATT WIRE-WOUND 4-WATT
 POTS. T.V. Type. Values STANDARD SIZES POTS.
 10 ohms to 30 K., 3/3. LONG SPINDLE VALUES
 Carbon 30 K. to 2 meg., 3/3. 50 OHMS to 100 K., 7/6.

VALVE HOLDERS. Int. Oct. 6d. Mazda Oct. 6d.; BTG. BVA, B8G, B9A, Moulded 9d. Ceramic 1/-; 67G, B9A. Cans 1/-; Valve base plugs BTG, B9A. Int. Oct., 2/3.

60 ONLY—SANGAMO 3 inch SCALE LABORATORY MOVING COIL METERS
 Various calibrations and movements. 100 Microamp 55/-; 1 Milliamm 50/-, etc. Post 5/- extra. Send S.A.E. for list.

BRAND NEW QUALITY EXTENSION LOUSPEAKER
 Cream plastic cabinet, 20ct. lead and adaptors. For any radio, intercom, tape recorder, etc. 3 to 15 ohm. P.O.S. 30/-
 Size: 7" x 6" x 3" 2/6

CALLERS WELCOME
 337 WHITEHORE ROAD, WEST CROYDON
 Buses 133, 68 pass door. S.R. Stn. Selhurst. Tel. 01-684-1665

RADIONIC

RADIO & ELECTRONIC CONSTRUCTION SYSTEM

PROBABLY THE WORLD'S BEST SYSTEM FOR:
BEGINNERS
TEACHERS
EXPERIMENTERS

Clear, simple, versatile, this rugged system can build almost any electronic circuit. Ideal for the experimenter; the teacher; and the complete beginner. Already used by well over 1,000 schools in the U.K.

Selected by the Council of Industrial Design for all British Design Centres. Featured in Sound and Television broadcasts.

Beautifully engineered; battery operated; no soldering; no prior knowledge needed. Results guaranteed by our technical department. People say:

"I can only describe the results as brilliant, absolutely brilliant."
 "You have opened up a new world."
 "Nothing could paint the picture clearer than building these sets."
 "The kit has been used by my son (aged 10) with complete success."
 "Most impressive—a stroke of genius whoever devised it."

UNIQUE! Our "No soldering" printed circuit board for superhet portable. Simply insert components and tighten nuts.

No. 1 Set £5.18.6 14 Circuits (Earphone)
 No. 2 Set £6.19.6 20 Circuits (Earphone)
 No. 3 Set £10.19.6 22 Circuits (7 x 4in. Loudspeaker output)
 No. 4 Set £14.19.6 26 Circuits (include 6 Transistor and reflex superhets)

Prices (Post Free)

(Plus P.T. increases of 1/8; 1/11; 3/1; 4/2d respectively)

Full details from:


RADIONIC PRODUCTS LIMITED
STEPHENSON WAY, THREE BRIDGES
CRAWLEY, SUSSEX

Tel. CRAWLEY 27028

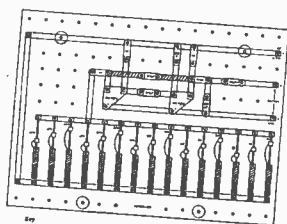
(Trade Enquiries invited)



A No. 4 SET and 6-TRANSISTOR SUPERHET



Theoretical Circuit



Practical Layout

Our 'E' Series of basic electronic circuits is available separately. (See E/507 above.) Send for details of E/508 computer.

HOME RADIO (Mitcham) LTD. 187 LONDON RD., MITCHAM, CR4 2YQ, SURREY (MIT 3282)

STRIKE
while the
iron's HOT!



A wonderful offer by
HOME RADIO LTD. and
WELLER ELECTRIC LTD!

Here's good news! In co-operation with Weller Electric Ltd., the world's largest manufacturers of soldering irons, we are now including in our components catalogue a special Voucher worth 5/- if used to purchase a Weller Soldering Iron. This is in addition to five other Vouchers in the Catalogue, each worth a shilling when used as directed. At the modest price of 7/6 plus 2/- p. & p. our catalogue would be a wonderful buy even if it contained no vouchers! It has over 250 pages, detailing more than 6,000 items, about 1,000 of them illustrated. You have nothing to lose and everything to gain. Send the attached coupon today, with your cheque or P.O. for nine shillings and sixpence.

Please write your name and address in block capitals

NAME

ADDRESS

HOME RADIO LTD., Dept. PW, 187 LONDON ROAD, MITCHAM, CR4 2YQ

LETTERS...

Electronic rat scarers

It is often reported that rats and mice abandon houses when v.h.f. radio is installed. These receivers differ from normal medium and short wave sets in sending out electromagnetic radiations and frequencies between 90Mc/s and 180Mc/s, though the means by which rodents could sense this radiation is as yet unknown. There is scope here for research of very great economic importance.

Before any work can be done we need authentic and detailed accounts of rats leaving the "vhf'ed" house and observations of any effects on rabbits, hamsters and birds, especially bullfinches and sparrows in the garden and caged budgerigars. Do pets and dogs become agitated when the set is adjusted and calm down when it is operating without attention?

The damage done to India's grain crops by birds, mice and rats costs more food than all the West can give. As a Registered Charity, not a commercial firm, may we appeal to your readers to help us make a modern version of the proverbial "better mousetrap" that could beat a new pathway towards more food for a hungry world?—**L. D. Hills**, Director-Secretary, Henry Doubleday Research Association (20 Convent Lane, Bocking, Braintree, Essex).

A senior reader comments

As an older reader of P.W. I am tempted to comment on some of the points raised by recent correspondents.

The question of kits which don't or won't, work is a perennial one; I recall similar complaints as a pre-war constructor. Any* firm which means to *stay* in business cannot afford to sell faulty kits. It is largely a process of weeding-out the firms into sheep and goats; only possible the hard way—by bitter experience!

It would appear that the most extravagant and usually sensational claims are made for the more suspect kits, so it seems that quality is inversely proportional to the "Fantasmania" employed in the adverts.

I have made up several different

kits which are regularly advertised in P.W. and have only experienced difficulty with one. This was an alignment problem and was effectively dealt with by the firm concerned.

In short, one gets what one pays for, and the best value is undoubtedly obtained from firms which will give after-sales service.

The whole industry of kit supplying is very complex, and I am perfectly certain that scores of would be constructors are permanently deterred by the absence of firms supplying *complete* kits of designs appearing in P.W. and other magazines.

On the "Japanese" question, surely the main issue is simply—"prejudice". It is only fair to say that many products of top quality and exceptional performance and value are marketed under Japanese brand-names. If difficulty is encountered in obtaining spares and service the only remedy is in buying where these facilities are available. The market will eventually differentiate this point on its own.—**R. P. Neave** (Chelmsford, Essex).

It's not such a grouse!

Might I be permitted to reply to T. Hawker's pet grouse (P.W. July, 1967)? Where is the sense in being denied Amateur radio when one merely fails the RAE? Well, a brief look at the examination will show him. Failure in the first section implies lack of knowledge of the terms of the licence and of the circumstances of causing interference to others. Failure in section two means an ignorance of the basic principles of radio. Since I passed this section from scratch by reading two years of PW, I suggest Mr. Hawker reads this excellent magazine rather than writing to it.

Imagine the QSO's without these simple requirements . . . "Well, OM, the rig here is all shop-bought . . . no idea how it works and I'm not sure how to work out what power I'm running . . . probably less than the limit, whatever that is. Parasitics? Rubbish, I'm perfectly healthy."

As for Mr. Hawker's prowess with radio telephone, that is just push-to-talk cocoa tins with in-

visible string, bearing no comparison with Ham radio.

Where is the sense in it all? Without the barely adequate safeguard of the RAE, the pleasure of the hobby would be lost in the grim struggle through QRM and ignorance, and when novice meets emergency frequency, the result might well be fatalities and, of course, no licences for anyone.—**C. J. Webster**, G3TBJ (Ringwood, Hampshire).

A good idea

I have found the following procedure invaluable as a method for substantiating whether or not the operations of wiring, wirechecking, or functional testing of simple or complex electronic equipment has been performed satisfactorily to the relevant specifications.

In effect I make use of the property in which ball pen ink shows up exceedingly well on polythene sheet, with the added advantage that the markings can easily be erased using a rubber or piece of tissue paper, and the sheet used many more times.

I place a piece of polythene sheet, held in position by 3 or 4 paper clips over the theoretical and wiring diagrams. I also possess a crocodile clip to which a piece of coloured P.V.C. wire is clenched.

So I wire, wire check or functionally test (crocodile clip not used) the equipment I mark the appropriate wire or device on the diagram, at the same time moving the crocodile clip on the unit under examination in synchronisation with the marking of the diagram. (The crocodile clip with the attached coloured wire gives an immediate location of the device in the unit in relation to the markings on the diagram.) On the completion of operations I check my diagrams for any device not bearing a mark such as links or even a small component may have been omitted, therefore since the diagram would bear no marking for this component, the error would be quickly observed.

Further, a wire checking operation might have been omitted or a particular alignment instruction inadvertently overlooked. — **E. Martinho** (Manchester 16).

MAKING A TRAPPED DIPOLE

by A. S. Carpenter G3TYJ

A symmetrical dipole that will match into 75Ω coaxial cable on both twenty and forty metres may be of interest and even more so if the fifteen metre band can be accommodated. Trapped dipoles, although considered mainly in transmitter connections may also be used for reception and do offer some advantages over simpler types.

The length of a $\frac{1}{2}\lambda$ dipole for the 7Mc/s amateur band is approximately 67ft. and at this frequency an excellent match into 75Ω cable results from making a centre point connection as shown in Fig. 1a. At a working frequency of 14Mc/s however the same aerial becomes effectively a two $\frac{1}{4}\lambda$ in-phase type (see Fig. 1b) and could be used for this amateur band provided the central point was connected to high impedance—600Ω—feeders. Changing over the feeders when band changing is clearly an inconvenience and an unnecessary one if frequency traps are made use of when at least two-band working into coaxial cable becomes possible apparently. To this end a practical trapped dipole has been constructed and tested and although no exotic rare DX has been worked many interesting QSO's have been enjoyed.

The overall dimensions of the finalised aerial are shown in Fig. 2 and as may be seen the inter-trap dimensions are those of a conventional $\frac{1}{2}\lambda$ dipole for 14Mc/s working. The traps are each pre-tuned to 14.1Mc/s precisely, and r.f. fed to the aerial at this

frequency "sees" sufficient opposition therefrom as to render the remainder of the aerial ineffective; lengths "X" and "Y" then become to all intents and purposes no more than support wires. The central feed point of this 14.1Mc/s dipole is of low impedance and suitable to take normal coaxial cable.

Constructional Details

If the traps are to be effective they must possess a high "Q" and whilst commercially made coils may be used suitable items can be home made. One essential item required is a good and reasonably accurate grid-dip oscillator whilst a crystal calibrator and a s.w.r. bridge also prove useful.

The prototype coils are air-cored with turns spaced to give a length/diameter ratio of 1:1 or thereabouts. Each coil is tuned with the aid of a short length of coaxial cable open-circuited at the end remote from the windings. Weatherproofing is secured by using plastic drain piping as containers.

For the coil "formers" pieces of 0.125in. thick perspex, cut and drilled as shown in Fig. 3 may be used, the "formers" being made just deep enough to form a firm fit inside the containers. "Formers" are provided with a lug at each end to act as lock-points for paxolin end-cheeks eventually placed at container ends; the lugs also provide convenient anchor points for internal and external connections. In the "formers" some thirty small holes are drilled as shown, each hole being just large enough to accommodate No. 18 s.w.g. copper wire. Using a "dummy" former some 2.125in. diameter approximately fourteen turns of 18 s.w.g. tinned copper wire are wound tightly on and then allowed to spring

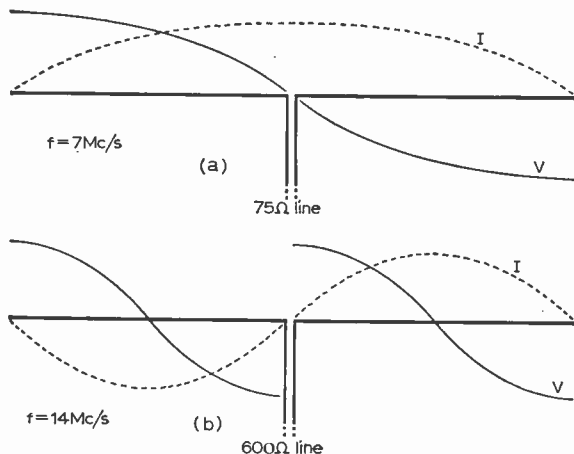


Fig. 1: Voltage and current distribution for (a) 7Mc/s and (b) 14Mc/s dipoles.

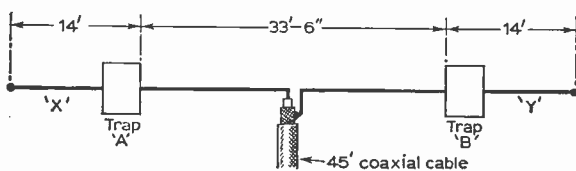


Fig. 2: Dimensional details of the complete trapped dipole.

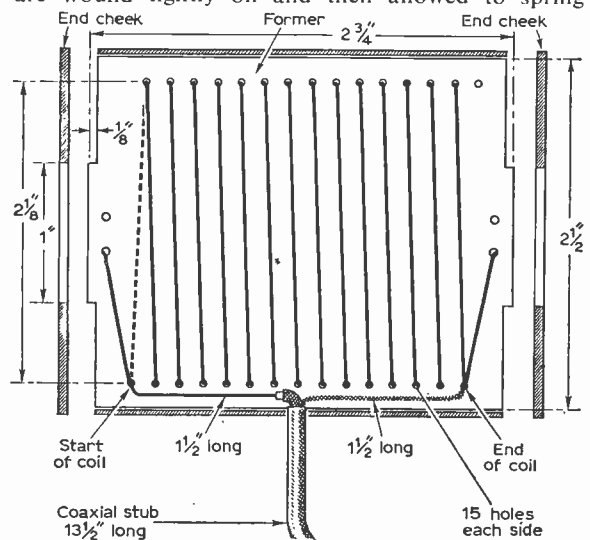


Fig. 3: Drilling dimensions and constructional details of the loading coils.

BENTLEY ACOUSTIC CORPORATION LTD.

Suppliers to H.M. Government

38 CHALCOT ROAD, LONDON, N.W.1

Telephone Primrose 9090

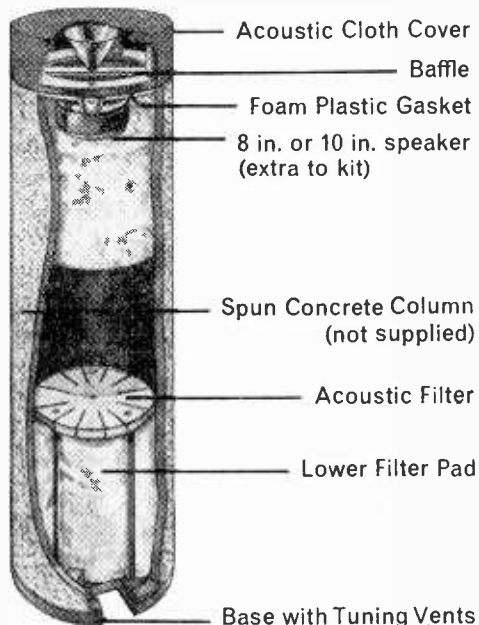
ALL GOODS LISTED BELOW, ACTUALLY IN STOCK, ALL GOODS ARE NEW, BEST QUALITY BRANDS ONLY, AND SUBJECT TO MAKERS' FULL GUARANTEE, PLEASE NOTE THAT WE DO NOT SELL ITEMS FROM USED EQUIPMENT NOR MANUFACTURERS' SECONDS & REJECTS, WHICH ARE OFTEN DESCRIBED AS "NEW AND TESTED" BUT HAVE A SHORT AND UNRELIABLE LIFE.

0A2 5/-	6CW4 12/-	10P13 12/-	50CD66 41/-	DK40 10/8	EF40 8/9	KT63 4/-	Q876/20	U282 12/3	AF127 3/6	OAS6 4/-
0B2 6/-	6D3 7/6	10P14 13/-	50L6GT 6/-	DK91 4/8	EF41 9/-	KT66 16/6	10/6	U301 12/6	AF139 27/6	OAS9 3/-
0Z4 4/3	6D6 3/-	12A4 5/-	52KU 14/6	DK92 4/8	EF42 9/-	KT74 12/6	RS150/15	U329 9/-	AF178 13/6	OAS1 3/-
1A3 2/6	6E5 9/6	12A6 8/-	53KU 14/6	DK96 6/8	EF50 6/8	KT76 7/6	R10 9/6	U403 6/6	AF179 13/6	OAS5 2/-
1A5 5/6	6F1 9/6	12A16 9/-	72 8/6	DL33 6/8	EF54 6/-	KT88 27/6	R10 15/-	U404 6/6	AF180 18/6	OAI82 3/-
1A5 5/6	6F6G 4/-	12A26 7/6	77 5/-	DL35 4/8	EF80 4/8	KTW61 4/3	R11 19/6	U801 18/-	AF181 14/-	OAZ200 3/-
1A7GT 7/6	6F6GT/M	12A37 5/-	78 4/8	DL72 15/-	EF88 9/8	KTW62 18/6	R12 5/6	U4020 6/-	AF182 20/-	OAZ210 9/6
1C1 4/8	6F7G 7/6	12A76 4/6	80 5/3	DL75 30/-	EF88 9/8	KTW63 4/-	R12 5/6	VP44 14/6	AF212 5/-	OAZ220 12/-
1C2 7/6	6F8G 5/6	12A77 3/6	85A2 15/6	DL92 4/8	EF86 6/3	KTZ41 6/-	R17 17/6	VP2 12/6	AF213 5/-	OAZ230 10/6
1C3 6/8	6F9G 5/6	12A78 4/6	90AG 67/8	DL94 5/6	EF89 4/8	L63 4/6	R18 9/6	VP2 12/6	AF214 5/-	OAZ240 12/-
1C5 4/8	6F12 3/6	12A7 4/6	90AV 67/8	DL96 6/-	EF91 3/8	LP2 9/6	R19 9/6	VP2 12/6	AF215 5/-	OAZ250 9/6
1C6 10/8	6F13 3/6	12A76 5/9	90CC 34/-	DL810 10/8	EF92 2/8	MHD4 7/6	R52 7/6	VP4 14/6	AF216 5/-	OAZ260 10/6
1D5 6/-	6F14 15/6	12A7 4/6	90CV 83/6	DM70 6/-	EF97 3/-	MHL6	RG1/240A	VP4 14/6	AF217 5/-	OAZ270 10/6
1D6 9/8	6F15 10/6	12A77 9/9	90C1 18/-	DM71 6/-	EF98 3/-	ML6 12/8	65/-	VP4 14/6	AF218 5/-	OAZ280 10/6
1FD1 6/-	6F17 12/6	12B46 5/-	150B2 14/6	DM71 6/-	EF183 6/8	MSP4 20/5	65/-	VP4 14/6	AF219 5/-	OAZ290 10/6
1FD9 1/3	6F18 7/6	12B8 3/3	150C2 3/-	DW4/350	EF184 5/8	MSP4 20/5	65/-	VP4 14/6	AF220 5/-	OAZ300 10/6
1G6 6/6	6F23 8/6	12B87 6/-	161 15/-	DW4	EF190 7/8	MSP4 20/5	65/-	VP4 14/6	AF221 5/-	OAZ310 10/6
1HG5GT 7/-	6F24 10/-	12E1 17/8	185BT 35/-		EL32 3/-	MU12/14 4/-		VP4 14/6	AF222 5/-	OAZ320 10/6
1L4 2/6	6F22 3/-	12J5GT 2/6	301 20/-	DY86 9/8	EL33 12/-	MX40 12/8		VP4 14/6	AF223 5/-	OAZ330 10/6
1LD5 5/6	6G6G 2/6	12J7GT 6/6	302 16/6	DY87 9/8	EL34 12/-	N37 23/8		VP4 14/6	AF224 5/-	OAZ340 10/6
1L85 4/8	6G6G 2/6	12K1G 3/6	305 16/8	E807 24/-	EL35 10/-	N78 38/4		VP4 14/6	AF225 5/-	OAZ350 10/6
1VSGT 7/6	6J5G 3/9	12K7GT 3/6	305 16/8	E83F 24/-	EL36 8/9	N108 28/7		VP4 14/6	AF226 5/-	OAZ360 10/6
1P1 6/-	6J5GT 4/6	12K8GT 7/9	306 13/-	E88CC 12/-	EL37 18/8	N339 25/-		VP4 14/6	AF227 5/-	OAZ370 10/6
1P10 4/9	6J6 3/-	12Q7GT 3/6	807 11/9	E180F 17/8	EL41 8/-	P41 3/6		VP4 14/6	AF228 5/-	OAZ380 10/6
1P11 5/6	6J7G 4/9	12A7GT	956 2/-	E1148 1/8	EL42 7/8	P61 2/6		VP4 14/6	AF229 5/-	OAZ390 10/6
1R5 4/9	6J7GT 4/9	128C7 6/9	1821 10/6	E450 10/6	EL43 6/8	PABC80 7/6		VP4 14/6	AF230 5/-	OAZ400 10/6
1R4 9/9	6J8G 5/6	128C7 6/9	1821 10/6	E476 13/-	EL43 6/8	P61 2/6		VP4 14/6	AF231 5/-	OAZ410 10/6
1R5 3/3	6K7G 1/3	128H7 3/-	7475 2/6	EAC80 5/9	EL44 4/6	PC88 8/6		VP4 14/6	AF232 5/-	OAZ420 10/6
1T2 34/11	6K7GT 4/6	128J7 5/-	A1834 20/6	EAC91 3/3	EL45 7/8	PC96 9/6		VP4 14/6	AF233 5/-	OAZ430 10/6
1T4 2/6	6K8G 3/-	128K7 3/-	AC044 14/-	EAF42 7/8	EL46 2/6	PC97 5/9		VP4 14/6	AF234 5/-	OAZ440 10/6
1U4 5/6	6K8GT 7/8	128Q7 8/6	AC2PEN	EBA1 4/6	EL47 2/6	PC90 8/6		VP4 14/6	AF235 5/-	OAZ450 10/6
1U5 5/3	6K25 24/-	128R7 5/6	AC2PEN	EBA1 4/6	EL48 2/6	PC85 6/6		VP4 14/6	AF236 5/-	OAZ460 10/6
2D3C 7/-	6L1 10/-	12Y 2/-	AC2PEN	EBC1 20/6	EL49 5/8	PC88 10/6		VP4 14/6	AF237 5/-	OAZ470 10/6
1D21 5/6	6L6GT 7/6	13D1 5/6	DD 19/6	EBC3 7/3	EM71 14/-	PC88 10/6		VP4 14/6	AF238 5/-	OAZ480 10/6
2X2 3/-	6L7GT/M	13D3 9/6	AC6PEN 4/9	EBC41 7/3	EM80 5/9	PC89 9/9		VP4 14/6	AF239 5/-	OAZ490 10/6
3A4 3/6	6L8 5/6	14H7 9/6	AC/CPEN (5)	EBC81 6/3	EM81 6/9	PC89 9/9		VP4 14/6	AF240 5/-	OAZ500 10/6
3A5 8/-	6L18 7/6	1487 19/6	AC/TH/10	EBC90 5/9	EM82 6/6	PC89 9/9		VP4 14/6	AF241 5/-	OAZ510 10/6
3B7 5/-	6L19 12/6	1507 19/6	AC/TH/19	EBC90 5/9	EM85 11/-	PC89 9/9		VP4 14/6	AF242 5/-	OAZ520 10/6
3D6 4/9	6LD20 6/6	19 10/8	AC/VP2 12/-	EBC91 5/6	EM87 6/6	PC89 9/9		VP4 14/6	AF243 5/-	OAZ530 10/6
3Q4 5/3	6N7GT 7/-	19AQ5 5/-	ACSG/VM	EBC93 7/-	EY51 5/8	PC86 8/-		VP4 14/6	AF244 5/-	OAZ540 10/6
3Q54T 6/6	6P1 12/-	19BGG	12/-	EBC98 5/9	EY81 7/8	PC86 8/-		VP4 14/6	AF245 5/-	OAZ550 10/6
3R4 4/9	6P25 12/-	20/5	AC/TH/10	EBL21 10/3	EY83 9/8	PC86 8/-		VP4 14/6	AF246 5/-	OAZ560 10/6
3R5 5/6	6P26 12/-	20D1 10/-	AC/TH/19	EC32 4/3	EY84 9/8	PC86 8/-		VP4 14/6	AF247 5/-	OAZ570 10/6
4D1 3/9	6P28 25/-	AC/VP2 12/-	AC/VP2 12/-	EC33 12/6	EY86 5/8	PC86 8/-		VP4 14/6	AF248 5/-	OAZ580 10/6
6K44Y 9/6	6Q7G 8/-	20F2 11/8	AC/VP2 12/-	EC54 6/-	EY87 5/8	PC86 8/-		VP4 14/6	AF249 5/-	OAZ590 10/6
6L4G 4/9	6Q7GT 8/9	20L1 13/-	ATP 2/3	EC70 4/9	EY88 7/8	PC86 8/-		VP4 14/6	AF250 5/-	OAZ600 10/6
6V4G 8/-	6R7G 5/6	20P1 17/6	AZ1 3/6	EC86 11/6	EY91 3/-	PC86 8/-		VP4 14/6	AF251 5/-	OAZ610 10/6
5Y3GT 5/-	6R7GT 11/-	20P3 15/6	AZ31 7/9	EC88 10/6	EZ35 5/3	PC86 8/-		VP4 14/6	AF252 5/-	OAZ620 10/6
6Z3 7/6	68A7GT 7/6	20P4 16/-	AZ41 6/6	EC91 4/6	EZ40 6/-	PC86 8/-		VP4 14/6	AF253 5/-	OAZ630 10/6
6Z43 7/6	68C7 6/6	20P5 18/-	E268 4/6	EC92 6/6	EZ41 6/6	PC86 8/-		VP4 14/6	AF254 5/-	OAZ640 10/6
6S012 8/6	68G67 7/9	25A8G 7/6	BL63 10/6	EC93 15/6	EZ80 3/9	PC86 8/-		VP4 14/6	AF255 5/-	OAZ650 10/6
6A8U 7/6	68H7 3/-	25L6G 4/9	CH35 20/8	EC93 4/6	EZ81 4/3	PC86 8/-		VP4 14/6	AF256 5/-	OAZ660 10/6
6AC7 3/-	68J7 5/-	25Y5 5/-	CK506 6/8	EC93 29/1	EZ90 4/6	PC86 8/-		VP4 14/6	AF257 5/-	OAZ670 10/6
6AG5 2/6	68K7 4/6	25Y54 8/6	C14 19/6	EC94 29/6	EZ90 4/6	PC86 8/-		VP4 14/6	AF258 5/-	OAZ680 10/6
6AG7 5/6	68L7GT 4/6	25Y4G 6/3	CC33 19/6	EC94 19/6	EW4/500/9/8	PC86 8/-		VP4 14/6	AF259 5/-	OAZ690 10/6
6AK5 9/8	68N7GT 4/6	25Z5 7/-	CV6 2/6	EC94 9/6	GZ30 7/8	PC86 8/-		VP4 14/6	AF260 5/-	OAZ700 10/6
6AK5 4/9	68Q7 6/-	25Z6G 8/6	CV63 10/6	EC98 3/6	GZ32 9/6	PC86 8/-		VP4 14/6	AF261 5/-	OAZ710 10/6
6AK6 6/-	68S7 2/-	28D7 6/9	CV271 12/6	ECC82 4/6	GZ32 12/6	PC86 8/-		VP4 14/6	AF262 5/-	OAZ720 10/6
6AK8 5/9	68T7 12/6	30C1 8/3	CV428 19/-	ECC83 4/6	GZ34 10/-	PC86 8/-		VP4 14/6	AF263 5/-	OAZ730 10/6
6AL5 2/3	6U4GT 9/6	30C15 10/6	C16 10/4	ECC83 4/6	GZ37 14/6	PC86 8/-		VP4 14/6	AF264 5/-	OAZ740 10/6
6AM4 16/6	6V5 18/-	30C17 11/6	CV1C 6/6	EC95 5/6	H30 5/-	PC86 8/-		VP4 14/6	AF265 5/-	OAZ750 10/6
6AM5 2/6	6U7G 7/6	30C18 9/6	CV31 6/6	EC98 7/6	HABC80 9/3	PC86 8/-		VP4 14/6	AF266 5/-	OAZ760 10/6
6AM6 3/3	6V6G 3/6	30F5 9/9	D1 1/3	ECC189 9/6	H12 7/8	PC86 8/-		VP4 14/6	AF267 5/-	OAZ770 10/6
6AQ5 4/9	6V6GT 6/6	30P11 13/-	D15 15/6	ECC904 9/6	H13C 4/6	PC86 8/-		VP4 14/6	AF268 5/-	OAZ780 10/6
6AR6 20/-	6X4 3/6	30P11L12 13/-	D63 5/-	KV967 19/9	H122 10/8	PC86 8/-		VP4 14/6	AF269 5/-	OAZ790 10/6
6AT6 3/8	6X5 5/3	30L1 5/3	D77 2/3	ECF90 7/6	H123DD 5/-	PC86 8/-		VP4 14/6	AF270 5/-	OAZ800 10/6
6AT6 5/8	6Y7G 12/6	30Y15 12/-	DA32 6/9	ECF82 6/9	H141 3/9	PC86 8/-		VP4 14/6	AF271 5/-	OAZ810 10/6
6AV6 5/-	7A7 12/6	30L17 12/-	DAF91 3/8	ECF86 8/6	HLA1DD	PC86 8/-		VP4 14/6	AF272 5/-	OAZ820 10/6
6BR4 2/6	7B6 10/9	30I4 11/6	DAF96 6/6	ECF804 24/-	HL42D 19/6	PC86 8/-		VP4 14/6	AF273 5/-	OAZ830 10/6
6BA6 4/8	7B7 7/6	30I4MR	DC99 8/-	ECH3 23/3	HL133DD 5/-	PC86 8/-		VP4 14/6	AF274 5/-	OAZ840 10/6
6BE6 4/3	7C5 40/-	30P12 13/-	DD4 10/6	ECH11 8/6	H133DD 5/-	PC86 8/-		VP4 14/6	AF275 5/-	OAZ850 10/6
6BR60 20/5	7C6 6/6	30P12 13/-	DD41 12/6	ECH33 22/8	H2309 26/6	PC86 8/-		VP4 14/6	AF276 5/-	OAZ860 10/6
6RH6 6/8	7H7 5/6	30P19 10/-	DDT4 7/8	ECH35 2/6	HVR2 3/9	PC86 8/-		VP4 14/6	AF277 5/-	OAZ870 10/6
6R76 7/8	7R7 12/6	30P11 12/9	DEF25 14/6	ECH42 8/9	HVR2 3/9	PC86 8/-		VP4 14/6	AF278 5/-	OAZ880 10/6
6BQ5 4/8	7V7 5/6	30P11L13 13/3	DF33 7/9	ECH81 5/-	HVR2 3/9	PC86 8/-		VP4 14/6	AF279 5/-	OAZ890 10/6
6BQ7A 7/-	7Y4 8/6	30P11L14 13/3	DF66 15/-	ECH85 7/-	HW4/350 5/6	PC86 8/-		VP4 14/6	AF280 5/-	OAZ900 10/6
6BR7 9/-	8D2 2/6	30P11L15 13/6	DF92 30/6	ECH84 6/6	ECL80 6/-	PC86 8/-		VP4 14/6	AF281 5/-	OAZ910 10/6
6BR8 8/-	8W6 9/6	35A5 15/-	DF91 2/6	ECL80 6/-	ECL82 6/3	PC86 8/-		VP4 14/6	AF282 5/-	OAZ920 10/6
6B87 16/8	9D2 3/7	35L6GT 8/3	DF96 6/-	ECL82 6/3	ECL83 9/-	PC86 8/-		VP4 14/6	AF283 5/-	OAZ930 10/6
6RW6 7/-	9D7 7/6	33W4 4/6	DF97 10/6	ECL83 9/-	K35 12/6	PC86 8/-		VP4 14/6	AF284 5/-	OAZ940 10/6
6RW7 5/-	10C1 9/9	35Z3 10/-	DR30 15/6	EC184 12/-	K135 11/6	PC86 8/-		VP4 14/6	AF285 5/-	OAZ950 10/6
6BX6 4/8	10C2 12/-	35Z4GT 4/6	DI63 5/6	EC185 11/-	K132 21/7	PC86 8/-		VP4 14/6	AF286 5/-	

How to build yourself a high fidelity loudspeaker for £13 in half a day

You'll be astounded by your own ability—for this Wharfedale kit enables you to build a Column Speaker of outstanding quality. It occupies only one square foot of floor space yet has a frequency range from 40 Hz to 20,000 Hz. Suitable for either Stereo or Mono.

Principle of construction of system in concrete column :



SUPER 8
Impedance 10/15 ohms.
Pole size 1" diameter.
Frequency range: 40-20,000 Hz. Aluminium voice coil. Roll surround and double diaphragm. Weight: 4½ lb. £7. 2. 0.



SUPER 10
Impedance 10/15 ohms.
Pole size 1" diameter.
Frequency range: 30-20,000 Hz. Aluminium voice coil. Roll surround and double diaphragm. Weight: 10½ lb. £11. 16. 8.

Send this coupon for our free instruction leaflet on the Concrete Column Speaker.

PLEASE SEND ME LITERATURE

NAME

ADDRESS

Dept. PW/10.

I AM INTERESTED IN—
CONCRETE COLUMN SPEAKER
SPEAKER UNITS/D.I.Y. CABINETS

COMPLETE SPEAKER SYSTEMS
AMPLIFIERS
STEREO RADIO TUNERS



RANK WHARFEDALE LTD., IDLE, BRADFORD, YORKSHIRE.




Armstrong

high fidelity sound

series 27

TUNER-AMPLIFIERS for the BUDGET SYSTEM



127 STEREO TUNER-AMPLIFIER (illustrated)	£40.1.6
127M MONO TUNER-AMPLIFIER	£29.18.9
227M MONO TUNER-AMPLIFIER	£40.1.6
OPTIONAL CASE, teak and vinyl hide	£3.15.9

Three tuner-amplifiers, identical in size and similar in styling, each with the same high performance AM-FM Tuner incorporated. The 227M provides 10 watts power output whilst the 127M, with 5 watts output, is designed for those whose power requirements are more modest. The 127 is the stereo version of 127M, having two amplifiers, each of 5 watts output. All three have similar facilities; pick-up and tape inputs, tape recording output, bass and treble tone controls.

For full details and technical specifications of all models, plus list of stockists, post coupon or write mentioning 10PW67.

ARMSTRONG AUDIO LTD., WARLTERS ROAD, N.7
Telephone 01-607 3213

Name

Address

10PW67

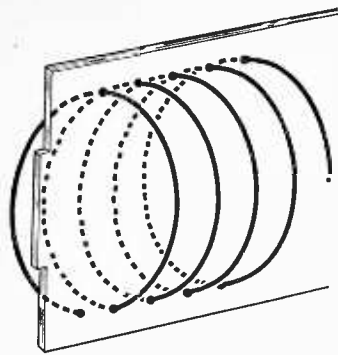
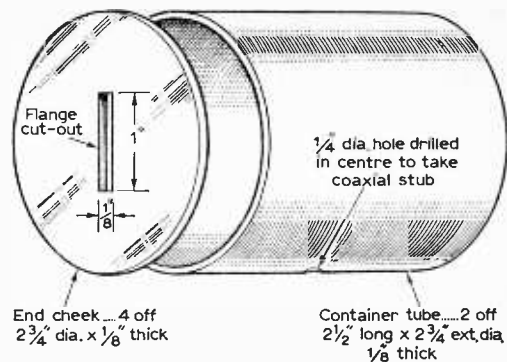


Fig. 4: (left) Winding the coil on to its former (see text).

Fig. 5: (right) Details and dimensions of the plastic containers and end cheeks.



off! The rather floppy spiral obtained is then taken carefully in one hand and a "former" in the other when by using a screwing action the turns are slowly fed through the holes provided (Fig. 4). When both windings have been positioned correctly turns are secured with a modern adhesive.

With coil assemblies dry two 15in. lengths of coaxial cable are cut. The braid and inner conductor are separated at *one* end of each length to form 1.5in. lead-outs and these are soldered one to each end of a winding.

Container and end-cheeks dimensions are given in Fig. 5 and the 0.25in. diameter hole drilled centrally along the length of each container will enable the free cable ends to be fed through from the inside.

The coils are positioned as shown, the paxolin end cheeks being so placed as to align with the "former" lugs.

With trap assemblies lightly secured a g.d.o. is brought into use to discover the approximate resonant frequency of each coil, and if these are found to lie slightly low of the desired final frequency, all is well. In the case of the traps described an 11-13Mc/s indication would be excellent but if the readings tend to be lower than 11Mc/s a turn may be removed from each coil and a fresh check made.

Later, with external connectors provided on each coil lug, the end cheeks are glued firm and the containers sealed and painted.

Resonating the traps

The station receiver and the g.d.o. are switched on for about half an hour, after which the receiver is

tuned precisely to 14Mc/s using as an aid a crystal frequency marker. The g.d.o. is then tuned to the receiver after which it is introduced to a trap-coil. Initially the g.d.o. will show no dip and it then becomes possible to prune the appropriate length of coaxial cable until the g.d.o. gives an indication. Pieces no longer than 0.25in. approximately should be snipped away at a time, successive cuts causing the trap frequency to rise. By utilising the receiver/crystal frequency marker/g.d.o. combination judiciously it is found that the traps can be resonated precisely at the desired point in the band—say 14.1Mc/s—but it should be noted that it is not possible to go lower in frequency once the cable has been shortened! In the prototype traps the remaining lengths of coaxial cable were approximately 12.5in. for 14.1Mc/s.

The dipole may now be finalised to the dimensions given and erected using a nylon rope and pulley arrangement to permit of subsequent modifications, since lengths "X" and "Y" may require shortening. In this connection a s.w.r. meter is useful in association with the station transmitter.

Conclusion

Using the simple dipole described via a "Z"-Match unit for maximum efficiency many interesting "key contacts" have been made running some 50W input in A1 on the 20- and 40-metre bands. The aerial also seems to work quite nicely on "15" which is of course in odd-harmonic relationship to "40". ■

Clause 7 — Last Round!

Further to our recent editorial comments on the subject of Clause 7 of the Wireless Telegraphy Bill, 1967, this Bill has now passed its third reading in the House of Commons. The cause of the radio amateur was taken up by several MP's either through their own misgivings, due to representations from organisations such as the RSGB, from reading criticisms in PRACTICAL WIRELESS and other technical journals and by having their attention drawn to the dangers by individual radio enthusiasts.

Reference to Hansard will show that careful consideration has been given to the cause of the radio amateur. The PMG has agreed that before any Orders are made specifying apparatus to be banned, the situation will be discussed with the RSGB as the amateur's representative body. Amateurs, he

said, stand to gain from the Clause, as do other licensed users of radio apparatus.

For the Opposition, the Shadow PMG, said he was satisfied that the doubts on Clause 7 no longer existed and that the amateur, whose rights we all wish to safeguard, should now be protected.

The RSGB, in a leading article, says: "The position has been completely clarified by several statements which appear in Parliamentary records and a potentially dangerous situation has been dissipated in a manner which must surely bring satisfaction to all concerned."

For our part we heave a sigh of relief and wish to thank those readers who took the trouble to write to us and to take up the matter with their local MP's. It is gratifying to observe that amateur radio enthusiasts rose to the challenge and that our legislators on both sides of the House energetically brought the matter to a satisfactory conclusion.

SEE THE WORLD'S FINEST COMMUNICATION RECEIVERS

AND RADIO EQUIPMENT OF LEADING
MANUFACTURERS ALSO AMATEUR TV

AT THE

INTERNATIONAL RADIO ENGINEERING AND COMMUNICATIONS EXHIBITION

*ROYAL HORTICULTURAL NEW HALL
WESTMINSTER, LONDON S.W.1.*

**WEDNESDAY, SEPTEMBER 27th to
SATURDAY, 30th**

Open 10 a.m. to 9 p.m.

ADMISSION 3/-

DISPLAYS BY

- RADIO & SPACE RESEARCH
- ROYAL AIR FORCE
- ROYAL SIGNALS
- ROYAL NAVY & POST OFFICE ENGINEERS
- HOME CONSTRUCTION AND DESIGN DISPLAY
- COMPLETE TRANSMITTING STATIONS WORKING THE WORLD
- EDUCATION AND TRAINING INFORMATION


**WIN
£185**

HQ 170A & V.H.F.
HAMMARLUND
RECEIVER

by

exchanging this
advert for free
raffle entry

TRANSISTOR STEREO 8+8



A really first-class Hi Fi Stereo Amplifier Kit. Uses 14 transistors giving 8 watts push pull output per channel (16W mono). Integrated pre-amp with Bass, Treble and Volume controls. Suitable for use with Ceramic or Crystal cartridges. Output stage for any speakers from 3 to 15 ohms. Compact design, all parts supplied including drilled metal work, Cir-Kit board, attractive front panel, knobs, wire, solder, nuts, bolts—no extras to buy. Simple step by step instructions enable any constructor to build an amplifier to be proud of. Brief Specification: Freq. response +3dB 20-20,000 c/s. Bass boost approx. to +12dB. Treble cut approx. to -16dB. Negative feedback 18dB over main amp. Power requirements at 25V at -6 amp.

QUALITY RECORD PLAYER AMPLIFIER

A top quality record player amplifier employing heavy duty double wound mains transformer, ECC83, EL84, EZ80 valves. Separate Bass Treble and Volume controls. Complete with output transformer matched for 3 ohm speaker. Size 7in. w. x 3in. d. x 6in. h. Ready built and tested. PRICE 69/6. P. & P. 6/-.

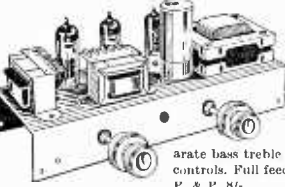
ALSO AVAILABLE mounted on board with output transformer and speaker ready to fit into cabinet below. PRICE 59/6. P. & P. 7/6.

DE-LUXE QUALITY PORTABLE R/P CABINET

Unicent motor board size 14 1/2 x 12in. Clearance 2in. below, 5 1/2in. above. Will take above amplifier and any B.S.R. or Garrard Autochanger or Single Player Unit (except AT60 and 8P25) Size 18 x 15 x 8in. Price £39.6. Carr. 9/6.

STEREO AMPLIFIER

Incorporating 2 ECL86s and 1 EZ80, heavy duty, double wound mains transformer. Output 4 watts per channel. Full tone and volume controls. Absolutely complete.



ONLY £4.19.6

P. & P. 8/-
Super De-lux version with ECL86 valves separate bass treble and balance controls. Full feedback 8 gns. P. & P. 8/-.

10/14 WATT HI-FI AMPLIFIER KIT

A stylishly finished in-aural amplifier with an output of 14 watts from 2 EL84s in push-pull. Super reproduction of both music and speech, with negligible hum. Separate inputs for mike and gram allow records and announcements to follow each other. Fully shrouded section wound output transformer to match 3-15Ω speaker and 2 independent volume controls, and separate bass and treble controls are provided giving good lift and cut. Valve line-up 2 EL84s, ECC83, EF86 and EZ80 rectifier. Simple instruction booklet 1/6 (Free with parts). All parts sold separately. ONLY £27.8. P. & P. 8/6. Also available ready built and tested complete with std. input sockets. £29.5.0. P. & P. 8/6. Carr. case for above 23/6. P. & P. 7/6.

HIGH GAIN 4 TRANSISTOR PRINTED CIRCUIT AMPLIFIER KIT

Type TA1

- Peak output in excess of 14 watts.
- All standard British components.
- Built on printed circuit panel, size 6 x 3in.
- General size Driver and Output Transformers.
- Output transformer tapped for 3 ohm and 15 ohm speakers.
- Transistors (GET 114 or 81 Mullard OC81D and matched pair of OC81 o/p. ● 9 volt operation.
- Everything supplied, wire battery clips, solder, etc.
- Comprehensive easy to follow instructions and circuit diagram 1/6. (Free with Kit). All parts sold separately.

SPECIAL PRICE 45/- P. & P. 3/-.

Also ready built and tested, 52/6. P. & P. 3/-.

A pair of TA1s are ideal for stereo.

BRAND NEW TRANSISTOR BARGAINS
GET 15 (Matched Pair) 15/-; V15/100, 10/-; OC71 5/-; OC76 6/-; AF117 7/6.
Set of Mullard 6 transistors OC44, 2—OC45 OC81D matched pair OC81 25/-, ORP12 Cadmium Sulphide Cell 10/6. All post free.

Open all day Saturday
Early closing Wed. 1 p.m.
A few minutes from South Wimbledon Tube Station.

3-VALVE AUDIO AMPLIFIER HA34



Designed for Hi-Fi reproduction of records. A.C. Mains operation. Ready built on plated heavy gauge metal chassis, size 7in. w. x 4in. d. x 4 1/2in. h. Incorporates ECC83 EL34, EZ80 valves. Heavy duty double wound mains transformer and output transformer matched for 3 ohm speaker, separate Bass, Treble and volume controls. Negative feedback line. Output 4 1/2 watts. Front panel can be detached and leads extended for remote mounting of controls. Complete with knobs, valves, etc., wired and tested for only £45.8. P. & P. 6/-.

HSL 'FOUR' AMPLIFIER KIT

A.C. Mains 200/250v., 4 watt, using ECC83, EL84, EZ80 valves.




- Heavy duty double-wound mains transformer with electrostatic screen.
- Separate Bass, Treble and Volume controls, giving fully variable boost and cut with minimum insertion loss.
- Heavy negative feedback loop over 2 stages ensures high output at excellent quality with very low distortion factor.
- Suitable for use with guitar, microphone or record player.
- Provision for remote mounting of controls or direct on chassis.
- Chassis size only 7 1/2in. wide x 4in. deep, Overall height 4 1/2in.
- All components and valves are brand new.
- Very clear and concise instructions enable even the inexperienced amateur to construct with 100% success.
- Supplied complete with valves output transformer (3 ohms only), screened lead, wire, nuts, bolts, solder, etc. (No extras to buy).

PRICE 79/6. P. & P. 4/-.

Comprehensive circuit diagram, practical layout and parts list 2/6 (free with kit).
This kit although similar in appearance to HA34 employs entirely different and advanced circuitry.

BRAND NEW T.V. U.H.F. TUNER AND SOUND AND VISION I.F. PANEL

By world famous maker. Suitable for use in conversion of TV sets to BBC2 (625 line reception). OFFERED (less valves) AT THE BARGAIN PRICE OF ONLY 27/6. Post paid. (The components are worth far more than our price for the complete unit and due to the very high value we regret that no correspondence can be entered into regarding this item.)



FM/AM TUNER HEAD

Beautifully designed and precision engineered by Dornier and Wadsworth Ltd. Supplied ready fitted with twin -0005 tuning condensers for AM connection. Prealigned PM section covers 86-102 Mc/s. I.F. output 10-7 Mc/s.

Complete with ECC85 (6L12) valve and full circuits diagram of tuner head. Another special bulk purchase enables us to offer these at 27/6 each. P. & P. 3/-.

Order quickly! Limited number also available with precision geared 3:1 reduction drive, 30/- P. & P. 3/-.

MATCHED PAIR AM/FM I.F.'s

Comprising 1st I.F. and 2nd I.F. discriminator (465kc/s 10-7Mc/s). Size 1 x 1 1/4 x 2 1/2in. high. Will match above tuner head. 11/- pair. P. & P. 2/-.

SPECIAL PURCHASE! TURRET TUNERS

By famous maker, Brand new and unused. Complete with PC84 and PCF80 valves 34-38 Mc/s I.F. Biscuits for Channel 1 to 5 and 8 and 9. Circuit diagram supplied. ONLY 25/- each. P. & P. 3/9.

GORLER F.M. TUNER HEAD

88-100 Mc/s, 10-7 Mc/s I.F. 15/- plus 2/- P. & P. (ECC85 valves 8/6 extra).

TWIN TELESCOPIC AERIAL Comprising two 3-section heavily chromed rods. Closed 12in, each extending to 32in. Completely adjustable from vertical to horizontal. Supplied complete with universal mounting bracket, coax lead and plug. Suitable for F.M. or TV. 12/6. P. & P. 2/6.

PRICES

Amplifier Kit £9 10 0 P. & P. 4/6.
Power Pack Kit £2 10 0 P. & P. 4/-.
Cabinet (as illus.) £2 10 0 P. & P. 5/6.

(Special offer—£14.10.0, post free if all above ordered at same time.)

Circuit diagram, construction details and parts list (free with kit) 1/6 (S.A.E.)

SPECIAL PURCHASE!

B.S.R. GU7

9-volt Battery Operated Record Player Units. 4 speeds. Automatic stop. Plays any size record. Complete with mono to head and sapphire styli. ONLY 69/6. P. & P. 5/6 (With stereo cartridge 12/6 extra).



4-SPEED PLAYER UNIT BARGAINS

Mains Models. All brand new in maker's original packing.

SINGLE PLAYERS
B.S.R. TU12 £5.8 Carr. 5/6
GARRARD SP25 De Luxe £10.18.6 Carr. 5/6
B.S.R. GU7 with unit mounted pickup arm. £4.18.8 Carr. 5/6

AUTO CHANGERS (Carr 6/6 on each)

Latest B.S.R. UA25 Super Slim £6. 2/6
GARRARD 1000 with Hi-Fi cartridge £6.19.6
GARRARD 2000 £7.10.0. GARRARD 3000 £8.15.0
LATEST GARRARD AT60 Mk. II £12.0.0
All the above units are complete with to mono head and sapphire styli or can be supplied with compatible stereo head for 12/6 extra.

BRAND NEW CARTRIDGE BARGAINS

60S GP 69/1 MONO CARTRIDGE. For E.P. and L.P. Complete with stylus. ONLY 12/6. P. & P. 1/-.

BRAND NEW 3 OHM LOUDSPEAKERS

5in., 12/6; 6 1/2in. 15/-; 8in. 22/6; 10in. 27/6; 7in. x 4in. 16/-; 10in. x 6in. 27/6.
E.M.I. 8in. x 6in. with high flux magnet, 21/-.
E.M.I. 15 1/2 x 8in. with high flux ceramic magnet, 42/- (15 ohm 45/-). P. & P. 5in. 2/-, 6 1/2in. 2/6, 10 & 12in. 3/6 per speaker.

35 OHM SPEAKERS

2in. Goodmans' ideal replacement for most pocket portables, 8/6; 3 1/2in. 12/6; 7 x 4in. 21/- P. & P. 2/- per speaker.

E.M.I. PLASTIC CONED TWEETERS. 2 1/2in. 3 ohm. Limited number 12/6 each. P. & P. 1/6.

BRAND NEW HEAVY DUTY 12in. SPEAKERS.

Response 45 c/s—13 Kcs. 1 1/2in. voice coil. Available in 3 or 15 ohms. Guaranteed full 15 watts British rating. Heavy cast aluminium frame. These are current production by world famous maker and as they are offered well below list price we are not permitted to disclose the name. LIMITED NUMBER ONLY. UNREPEATABLE at 89/6. P. & P. 6/-.

Also 25 watt Guitar Model available at £55.0. And 35 watt Guitar Model £58.0.

VYNAIR AND REXINE SPEAKER AND CABINET FABRICS. Approx. 54in. wide. Usually 35/- yard. Our PRICE 18/6 per yard length. P. & P. 2/6 (min. one yd.). S.A.E. for samples.

LATEST COLLARO MAGNAVOX 363 TAPE DECK.

DE LUXE. Three speeds, 2 track, takes up to 7in. spools. 10 ins. Plus 7/6 Cartridge & Ins. on each (Tapes extra).

QUALITY PORTABLE TAPE RECORDER CASE

Brand new. Beautifully made. Only 49/6. P. & P. 4/6
Dual Purpose Bulk Tape Eraser and Tape Head Demagnetiser 35/- P. & P. 3/-.

ACOS CRYSTAL MIKES.

High imp. for desk or hand use. High sensitivity. 18/6. P. & P. 1/6.

ACOS HIGH IMPEDANCE CRYSTAL STICK MIKES.

Listed at 42/-. OUR PRICE 21/- P. & P. 1/6.

NEON A.C. MAINS INDICATOR. For panel mounting, cut out size 1 1/4 x 1/2 x 1/2 in. deep inc. terminal. White case with lens giving brighter light. For mains 200/250v. 2/6 each. P. & P. 6/1. (6 or more post free).

VIBRATORS. Large selection of 2, 4, 6, 12, 24 and 32 volt. Non sync 8/6; Sync 10/- P. & P. 1/6 per vibrator. S.A.E. with all enquiries.

MAINS TRANSFORMER.

For transistor power supplies. Tapped for 200-250 v. Sec. 40-0-40 at 1 amp (with electrostatic screen) and 6.5 v. at 3 amp for diode lamps etc.

Drop thru mounting. Stack size 1 1/4 x 3 1/2 x 3 1/2in.

27/6. P. & P. 4/6.

MAINS TRANSFORMER.

For transistor power supplies. Pri. 200/240 v. Sec. 9-0-9 v. at 500 mA, 11/- P. & P. 2/6.

MATCHED PAIR OF 2 1/2 WATT TRANSISTOR DRIVER AND OUTPUT TRANSFORMERS.

Stack size 1 1/4 x 1 1/4 x 3 1/2in. Output trans. tapped for 3 ohms and 15 ohm output. 10/- pair, plus 2/- P. & P.

7-10 watt OUTPUT TRANSFORMERS to match pair of ECL 86's in push-pull to 3 ohm output. ONLY 11/- P. & P. 2/6.

10-12 watt OUTPUT TRANSFORMERS. Size 2 1/2 x 2in. Clamp fitting. For two EL84's in push pull. Rate 3 or 15 ohm impedance. 12/6 P. & P. 2/6.

HARVERSON SURPLUS CO. LTD.
170 HIGH ST., MERTON, S.W.19 Tel.: 01-540 3985
SEND STAMPED ADDRESSED ENVELOPE WITH ALL ENQUIRIES


(Please write clearly)

PLEASE NOTE: P. & P. CHARGES QUOTED APPLY TO U.K. ONLY P. & P. ON OVERSEAS ORDERS CHARGED EXTRA.



Eddystone EC10

All transistor communications receiver



Covering the 1.5 to 3.0 MHz maritime band and providing the maximum listening pleasure from medium-wave programmes, the fully tropicalized EC10 gives reliable reception, in any part of the world, of shortwave broadcasting, amateur, aeronautical and other services in the range of 550 kHz to 30 MHz. The 9-inch tuning scale has a calibration accuracy better than 1% while the logging scale and auxiliary vernier enables station settings to be recorded.

Primary Features: Sensitivity better than 5 μ V for a 15 dB signal-to-noise ratio, independent r.f., a.f. and b.f.o controls, powered by U2, car, or boat batteries with optional a.c. mains unit available. Light, rugged and housed in two-tone steel cabinet for use under adverse conditions. £53.


Comprehensive information from your Eddystone distributor or: Eddystone Radio Limited, Eddystone Works, Alvechurch Road, Birmingham 31. Telephone: Priory 2231. Telex: 33708

A MARCONI COMPANY

LTD/ED57

RADIO CONSTRUCTOR

**BUILD THIS ATTRACTIVE
2-BAND REFLEX RECEIVER**




Many other constructional articles

2/6 SEPTEMBER ISSUE 2/6

NOW ON SALE

From your newsagent or 3s. post paid from:
**DATA PUBLICATION LTD., 57 MAIDA VALE,
LONDON W. 9.**

NORTH COURT AMPLIFIERS



30 WATT AMPLIFIER. A versatile amplifier of outstanding quality. The output of 30 Watts is ideal for Clubs, Factories, Public Address Groups etc.

Four input jack sockets, two high, two low gain are provided to enable mixing.

Loudspeaker can be either 3 or 15 ohm, tone is variable by separate bass and treble controls.

12mV is the minimum required for full output. A.C. mains only 200/250 volts 50 c/s. Six valves, two EF86, one ECC83, one GZ34, two EL34 are used.

A well designed and robust cover can be supplied for those wishing to transport the amplifier at 25/6.

Retail Price £19.17.6

ALSO AVAILABLE

15 Watt amplifier at £15.19.6. Cover can be supplied at 19/11.
5 Watt amplifier at £6.19.11. Cover can be supplied at 12/6.

★ Available from most dealers, but if in difficulty write for name of nearest stockist and fully illustrated brochure to

North Court (Electrical Bradford) Ltd
South Park Mills Pudsey Yorkshire

★ Trade Enquiries Invited.

more about

THE explorer

AM/FM VHF RECEIVER

By W.E. BARDGETT

Published in the January 1967 issue

THE V.H.F. Explorer, a four transistor a.m. and f.m. receiver employing a self-quenching super-regenerative detector and covering 65 to 170Mc/s in the v.h.f. band, was described in the January 1967 issue of this magazine. It occasioned considerable interest and was built successfully by a number of readers, although some had difficulty with the r.f. stage adjustments. More recently several constructors have been unable to make the receiver work at all, and this has now been traced to the fact that the Sinclair transistor marketed currently as the ADT140 is different from the ADT140 marketed by the same firm about a year ago, when the prototype V.H.F. Explorer was built. The early type of ADT140, which works outstandingly well in this receiver, has the same gold-coloured capsule and leads of the later type, but may be identified by the off-white or polythene colour of the insulation through which the leads pass into the capsule. The later ADT140, which works in many applications for which it was designed but which will not, unfortunately, operate in the super-regenerative circuit of the Explorer, has a brownish-red insulating material, but is otherwise similar to the earlier type.

Transistor equivalents


With the help of a number of readers who have built the Explorer, it has been ascertained that the circuit will work with the following Mullard transistors in place of the ADT140's for positions Tr1 and Tr2: AF118—AF117—AF115—OC171—OC170.

The only essential change to the original circuit is an adjustment of the base bias control VR1, which initiates regenerative action at quite a different setting from that required by the early ADT140.

A transistor which might have been expected to work well at v.h.f. but which does not appear to function at all in the super-regenerative circuit described is the AF183.

Circuit improvements

As was explained in the April 1967 issue of PRACTICAL WIRELESS, four of the component values in the original circuit diagram and one in the component list were incorrect. To put matters right R4 should be 100 Ω , C4—2.2pF, TC2—3 to 8pF and the value of R9 should be 4.7k Ω .



The values of R1 and R2 should also be transposed so that R1 is 4.7k Ω and R2 is 33k Ω . Whilst the above are the only necessary corrections, further experiment with the receiver has shown that its functioning may be improved by a number of other circuit variations.

Firstly, the feedback capacitor C4 on the super-regenerative detector stage Tr2 may be replaced with advantage by an adjustable 3 to 8pF beehive trimmer. This is mounted from the fixed vanes of VC1 to the fixed vanes of VC2 across which the transistor holder for Tr1 is soldered as well. Adjustment of this trimmer allows an optimum setting to be found which is something which will vary slightly when different transistors are employed.

Secondly, the use of a single battery to energise both the r.f. stage and detector and the audio stages has resulted in some interaction between VR2 and VR1 so that, particularly when a battery is partly discharged, the increase in volume for the audio stages by VR2 may stop the super-regenerative detector operating at all. This can best be overcome by employing two separate batteries for the audio section and the r.f. and detector section. If both these are 9 volt batteries the negative lead to the detector stage should continue to be fed through a 4.7k Ω resistor. Both a PP7 battery and a PP4 battery (the latter for the r.f. and detector stage) may be housed within the original case but improved results have been obtained from having two PP7 or even two PP9 batteries in a separate case fixed to the back of the receiver screening box.

Thirdly, performance is improved by including a second choke in the super-regenerative detector circuit. This is inserted between the 4.7k Ω resistor coming from the negative supply line to this stage and the end of L4 and side of VC1 which are remote from the collector of Tr2. The choke should be the same size as L5, i.e. 28 turns of 30 s.w.g. enamelled copper wire wound in the screw thread of an OBA bolt and then removed. Alternatively, as with L5, it may be wound around a short length of plastic tuning spindle and the ends fixed with cellulose tape.

Fourthly, a modification which may improve working consists of the replacement of C3, the 200pF capacitor linking the base of Tr2 with the positive line, by a 47pF ceramic or disc capacitor linking the base of Tr2 with the end of L4 and side of VC1 which are remote from the Tr2 collector. If the original physical layout is followed this is a con-

nection with very short leads. It appears to introduce a measure of neutralisation to Tr2 in the same way as this is provided by TC2 for the r.f. transistor Tr1.

Loudspeaker operation

A number of readers have fed the output of the Explorer into transistor amplifiers to provide loudspeaker reception. Most have used English or Japanese package amplifiers for this purpose, the author having used a 1½ watt transformerless package amplifier. With most such amplifiers the audio stages included in the original receiver circuit will be unnecessary and the input to the amplifier may be taken from either C9 (dispensing with the last audio stage Tr4) or from C7 (dispensing with both audio stages Tr3 and Tr4). The volume control VR2 should, of course, be retained.

Getting the receiver going

For those who have made the essential circuit corrections mentioned earlier, the following procedure should be used to get the receiver going. It is based on the experience of a number of readers.

Ensure that the proper size of v.h.f. half-wave dipole or ¼λ whip aerial is attached to the aerial socket. The length in inches is found by dividing 5616 by the frequency in megacycles. This gives the dipole length across both elements: the appropriate quarter-wave whip aerial would be half this length. A long wire aerial is quite useless, but some results may be obtained from a TV or f.m. aerial array.

Having connected an amplifier or headphones, advance the volume control VR2 and then adjust the super-regeneration control VR1 until a fierce fairly high-pitched hissing noise is heard. There may

be some other less fierce hissing at other settings of VR1. If the fierce hissing is not heard, unbolt the r.f. panel, maintaining a lead to chassis for the positive power supply, and move L3 away from L4. If regeneration then commences at some setting of VR1 bring L3 close to L4 until it just fails to quench the oscillations. Alternatively, dead spots in the regenerative action may possibly be eliminated by adjusting VC2—this is its main function.

Tuning by VC1 should then resolve some signals but if this does not happen several readers have overcome the difficulty by temporarily cutting out the r.f. stage and connecting the aerial coil L1 directly to the super-regenerative detector tuning coil L4. It must be emphasised, however, that this will cause at least some local radiation and possibly interference. Builders of the set who have done this have brought L1 close to L4 until it quenches the super-regenerative hiss and have then moved it away again until the hiss just begins. The set is then most sensitive to signals. By tuning in a fairly strong signal and leaving the detector stage tuned to it some builders have found that the r.f. stage may then be re-inserted and the trimmers and cores adjusted on the signal which is breaking through.

A number of experimenters have tried other r.f. stage circuits including those employing the common base configuration—often considered more suitable for v.h.f. work. These have included the circuit of the 70cm preamp described by J. L. Oliver in the July 1967 issue of this magazine, and the pre-amplifier described by J. W. Thompson in the July 1967 issue of PRACTICAL TELEVISION, both with appropriate adjustments in the size of the coils. It has to be admitted, however, that there is relatively little improvement obtainable from any r.f. stage in the Explorer circuit, but it is essential to retain it as a buffer stage to prevent radiation from the super-regenerative detector via the aerial. ■

COMMUNICATIONS RECEIVERS

—continued from page 415

Modifications: The usual modification is to replace the valves with miniature types, although this is rather an extensive modification and should not be undertaken lightly. A Q-multiplier is often added. Local oscillator and b.f.o. drift can be corrected by stabilising the h.t.

The HRO Senior can be used very effectively without any modification at all.

Availability: The HRO Senior is easily available both on the surplus and the second-hand markets. A large number have been released in the last few years.

Grade 1 HRO5T's with a set of 9 standard coil units, but without power supply, can be obtained for about £25. Grade 2 specimens are priced at about £20. HRO5R's are about £2 less than the 5T. A power unit for 250V a.c. can be obtained for about £2 or £3. Standard coil units are about £1 each, although these are not usually sold separately. Bandspread coil units are scarce and can usually only be obtained privately, when they are priced at £2 or more each. It is possible to make bandspread coil units from the standard units, but this is not a simple task.

Manuals are not normally supplied with HRO's, even when sold brand new, but they do exist and can be obtained secondhand.

to be continued

ECONOMICAL SPEAKER ENCLOSURE

—continued from page 430

"Bondacoust", felt or even "Cosywrap" fibreglass attic insulation material. A curtain of damping material is hung in the centre of the cabinet as shown and of course should not be liable to disintegrate.

The speakers are wired in parallel with substantial gauge wire and the connections brought out to terminals on the back of the cabinet. Before final glueing of the cabinet check that the speakers are in phase. This is easiest done by connecting a 1.5V torch battery across the terminals. Both cones should move forward (or backward) together. If not, the speakers are out of phase and the connections to *one* should be reversed. Finally the front and sides of the cabinet are covered with a single piece of speaker fret. If the wood is painted black the speaker cutouts will not show through the weave.

The author has obtained excellent performance with a cabinet of this type and a pair of Richard Allen speakers costing 32/6d. each. Bass is very good for such cheap speakers and the sound has a good crisp quality. The unit currently provides both orchestral entertainment and Beatle torture at high level for opposing family factions. An important point to remember is that the connecting lead between the Z12 and the speaker should be mains cable rather than light "bell cord", a few yards of which may absorb as much power as the speaker. ■

ERSIN



for quick
easy faultless
soldering

Containing 5 cores of non-corrosive flux, instantly cleaning heavily oxidised surfaces. No extra flux required. Ersin Multicore Savbit Alloy reduces wear of copper soldering iron bits.



**SIZE 5
HANDY SOLDER
DISPENSER**

Contains 12 ft. coil of 18 s.w.g. Ersin Multicore Savbit Alloy. 2/6 each



SIZE 15

21 ft coil of 60/40 Alloy, 22 s.w.g. in a dispenser. Ideal for small components, transistors, diodes, etc. 3/- each



SIZE 12

Ideal for home constructors. Contains 102 ft. of 18 s.w.g. Ersin Multicore Savbit Alloy on a plastic reel. 15/- each



**BIB MODEL 8
WIRE STRIPPER
AND CUTTER**

Strips insulation without nicking the wire, cuts wire and splits plastic twin flex. Plastic cushioned handles. 8/6 each

From Electrical or Hardware shops. If unobtainable write to:
Multicore Solders Ltd., Hemel Hempstead, Herts.



Bib

AUDIO AIDS

**Bib professional
recording tape splicer**



For quick and accurate editing. Precision made, chrome plated, complete with razor cutter. 18/6d each.

**NEW! Bib tape head
maintenance kit**
in handy plastic wallet

Save repair costs, ensure better recording and reproduction for reel and cassette tape recorders and dictating machines. The kit contains 10 applicator and polisher sticks, 2 blue plastic applicator tools, 2 white plastic polisher tools, a 4 oz. bottle of Bib tape head cleaner, a double ended brush, a packet of tissues and a 5 page instruction booklet. 12/6d each.

From Electrical or Audio shops. If unobtainable write to: **MULTICORE SOLDERS LTD.**, Hemel Hempstead, Herts. Tel: Hemel Hempstead 3636

NEWMART
Dept PW8
30/32, SHUDEHILL MANCHESTER 4.
Telephone. (061) 832 7710

FREE GIFT OFFER

OF A BRAND NEW WORLD FAMOUS E.M.I. FISK SOLARSCOPE VALUE £2 2 0 WITH EVERY ORDER VALUE £5 AND OVER. THIS UNIQUE INSTRUMENT WHICH IS A BOON TO SHORT WAVE LISTENERS CLEARLY SHOWS THE AREAS OF DAYLIGHT AND DARKNESS ALL OVER THE EARTH AT ANY GIVEN HOUR.

MINI-MOTORS 3V to 4.5V operation. Ideal for mini-racing cars, toys "Large" (1 3/4 x 7/16 x 1 1/2 in.) 3/11, Medium (1 x 3/2 x 1 1/4 in.) 3/8, Small (9/16 x 1/2 x 1 in.) 3/3. P. & P. 9d. each.

BRAND NEW! Why use Sapphire Styli in your record-player when at very little extra cost you can have a first-grade GENUINE DIAMOND STYLUS at 7/11 plus 6d. P.P. Available as replacements for the following popular types only at present: BSR TC8LP - BSR TS8 STEREO - BSR TS1 LP STEREO - COLLARO STUDIO "40" LP/ROSETTE - GARRARD GCS LP ACOS GP 65/67LP-ROSETTE BF40/LP-GARRARD GCS LP.

SPEAKERS. 12in. round high quality British fitted tweeter cone, 6 watts, in 3 or 15 Ω. 29/6 P. 3/6. ROUND 12in. R. & A. 3 Ω 25/6, P. 3/6. 2 1/2" round speaker 80 Ω for your miniature equipment—4/- each, P. & P. 1/- . Many other speakers from 2in. to 13in. available. Extension type, with vol. control, attractive finish: includes 7 x 4in. speaker. 32/6, P. & P. 4/6. Attractive extension speaker with two Jacks to suit all transistor sets for home or car. 17/6. P. & P. 2/6.

TWEETER. 2 1/2in. Black plastic cone, round on Square Frame. E.M.I. 3 Ω—12/6, plus 1/6 1/2. & P.

MICROPHONES. LAPEL/HAND MIKE—1 1/4in. dia. Lapel Clip, ideal for tape recording. With lead. Very sensitive 7/6. P. & P. 1/-.

CRYSTAL HAND MIKE. Robust and sensitive. Cream plastic case. Just the thing for tape recorders 8/6. P. & P. 1/6.

ACOS MIC 40—World famous Desk Mike, 13/8 plus P. & P. 1/8.

ACOS MIC 45—Splendid Curved Hand Grip Crystal Mike, 14/6 plus P. & P. 1/6.

ACOS MIC 60—"Black" Type Crystal Mike 13/6 plus P. & P. 1/6.

ACOS ROUND Crystal mike insert. 1 1/4in. dia. 7/6. P. & P. 6d.

TELESCOPIC FLOOR STAND, HEAVY BASE. Standard thread. 49/6. Carr. & Pkg. 4/6

TELEPHONE PICK-UP COIL. For recording or amplifying: both sides of telephone conversation. Suction cup fitting to telephone, with lead. 7/6. P. & P. 1/-.

INTER-COMM. DE-LUXE 9-WAY. Ideal for offices, workshops, theatres, etc. Highly efficient, safe BABY ALARM. No mains—works off PP3 battery, which lasts for months, obtainable everywhere. Buzzer call system, complete with lead, plugs, battery, in handsome carton. 55/- . P. & P. 2/6.

PICK-UP ARM. Lightweight, with T/O crystal cartridge and styli for L.P. and 78 r.p.m. records on base with rest, 27/6. P. & P. 2/6.

4 TRANSISTOR 3W AMPLIFIER. Size 2 1/2 x 2 1/4 x 1 1/2, 3, 8 or 15 Ω output. 9 volt battery operated. Highly sensitive. Price (less battery) 52/6. P. & P. 1/6.

RECORD PLAYER DECKS. GARRARD			
ALL SP25 DE LUXE 4-SPEED SINGLE PLAYER	29	9	6
MODEL 1000 4-SPEED AUTO-CHANGE	25	19	6
MODEL 3000 4-SPEED AUTO-CHANGE	27	19	6

All latest models. All fitted Mono Cartridge. Stereo 10/- extra. Carr. & Pkg. all models 7/6.

B.S.R. AUTOMATIC RECORD-CHANGER DECKS. LATEST MODELS.		
UA25—Very popular—4 speed. Cap. six 7in., 10in., 12in. records	25	19
UA1588—Slim Design—first class 4 speed. Two-tone grey	28	2
UA 15/883D—As above, but with low mass p/u. arm, reducing record wear and heavier 10in. turntable, finished in pearl grey and black	26	18

P. & P. on all above 7/6. Price includes Free Gift.

MAGNAVOX "369" TAPE DECKS. LATEST MODELS.		
World-famous. Made to highest standards. Size 13 1/2 x 11 x 5 1/2in. below board. For 200/250V 50 cycles a.c. 3 speed, digit counter, piano key controls. 7in. reels. Every modern feature. Speeds 17 3/4 and 7 1/2 i.p.s.		
With 1 track Bradmatic heads	£10	10
With 1 track Marriot heads	£13	0

P. & P. 10/- . Price includes Free Gift.

PICK-UP CARTRIDGE REPLACEMENTS			
STANDARD FINDING FOR MOST RECORD-PLAYER ARMS. ALL TURN-OVER TYPES WITH STYLI FOR L.P. & 78 R.P.M.			
ACOS GP/97-2 MONO 12/6 each. Postage and packing 9d. each.			
ACOS GP/91-1 MONO-DE-LUXE 17/6 each. Postage and packing 9d. each.			
Finest Quality British made MYLAR Recording Tape Fully Guaranteed. In Cartons.			
3in. 240ft. Message	5/-	5 1/2in. 1200ft. Long Play	12/6
5in. 600 Standard Play	8/6	7in. 1800ft. Long Play	15/6
5 1/2in. 800 Standard Play	11/6	5in. 1200ft. Double Play	12/6
7in. 1200 Standard Play	12/6	5 1/2in. 1800ft. Double Play	22/6
5in. 900ft. Long Play	10/-	7in. 2400ft. Double Play	24/-

P. & P. 1/- per reel. Four reels and over post paid.

POCKET MULTI-TEST METER. 1000 Ω per volt. Volts 0/10/50/250/500/1000 a.c. and d.c. Current: 0.1-100-500mA. Resistance: 0-100k Ω. Complete with test probes. Instructions. 37/6. P. & P. 1/6.

MULTI-TEST METER. Pocket size—4 1/2 x 3 1/2 x 1 1/2in. 20,000 Ω p.v. D.C. Volts (20,000 Ω p.v.) 0/5/25/50/100/250 D.C. Current 0-50 mA/2.5 mA/250 mA. A.C. Volts: 10/100 Ω p.v.) 0/10/50/100/500/1000. Resistance: 0/8k Ω-0/6 megohms. Capacity: 10 μF to 0.01 μF/0.01 μF to 1 μF. Decibels: -20 to +22dB. Complete with battery, instructions, leads, 72/6. P. & P. 1/6.

TRANSISTORS: Some popular types from our range: OC44 and OC45 3/6 each. OC71 5/6. OC72 3/6. OC81 and OC81D 3/- each. OC109 3/6. OC170 3/6. AF117 4/- . OC26 7/6. GET8 5/9. General purpose (Approx. OC71) 1/- each.

NEW HIGH FREQUENCY TRANSISTORS. Sinclair 8T140-4/- . 8T141-6/- both capable of operating up to 700 Mc/s. A150 MAT 109-7/6. MAT 101-5/6. MAT 120 7/6. MAT 121-5/6. ADT 140-15/- . High speed switching transistors—BSY 26 BSY 28. BSY 65-5/- each.

THYRISTORS. 100 PIV 5A: 12/8; 200 PIV 5A: 15/- . All Transistors. Postage 6d. up to 3. Over 12 sent P. & P. paid.


R.F. FIELD INDICATOR. Ideal for use with radio controlled models. Checks radiation from existing antenna. Tunes 1 to 250Mc in 5 bands. Sensitive 200mA meter movement. 6 section plug-in aerial. Phone Jack and crystal cartridge for monitoring. No battery required. Powerful magnet for attaching to metal surfaces. Complete with instructions. 47/6. P. & P. 2/6.

TERMS. Cash with order. No C.O.D. Orders total £5 and over sent carriage paid (excepting Record player decks where carriage is shown). Guaranteed money refunded if goods returned perfect within 7 days of despatch.

REMEMBER THE NOVEL FREE GIFT EXCLUSIVE TO US!

Callers welcome—Very many more lines to choose from. Open 9.30 a.m.—6 p.m. Mon. Sat. STOCKISTS OF ALL SINCLAIR, CIR-KIT MARTIN KITS—DETAILS WITH PLEASURE.

FROM SINCLAIR - A



SINCLAIR Q.14

- ACOUSTICALLY CONTOURED SOUND CHAMBER
- WIDE ANGLE OF SOUND DISPERSION
- NEW DESIGN PRINCIPLES AND NEW MATERIALS FOR BRILLIANT TRANSIENT RESPONSE
- MAXIMUM LOADING IN EXCESS OF 14 WATTS
- 15 OHMS INPUT IMPEDANCE
- ALL-BRITISH DESIGN AND MANUFACTURE

The Sinclair Q.14 is an entirely new sound reproducer designed and developed in Sinclair Radionics' Cambridge laboratories. The application of fundamentally proven acoustic principles and the use of new materials has resulted in exceptionally good standards of performance. The uniquely formed pressure chamber of the Sinclair Q.14 allows the instrument to be positioned in a variety of ways to take full advantage of the surroundings in which it will be used. Its shape and size will be found more adaptable in use than conventionally styled cabinets. At the same time it presents a functionally elegant appearance used singly, paired for stereo or in multiple unit assemblies. In performance, the Sinclair Q.14 compares to advantage with loudspeakers costing over four times its price.

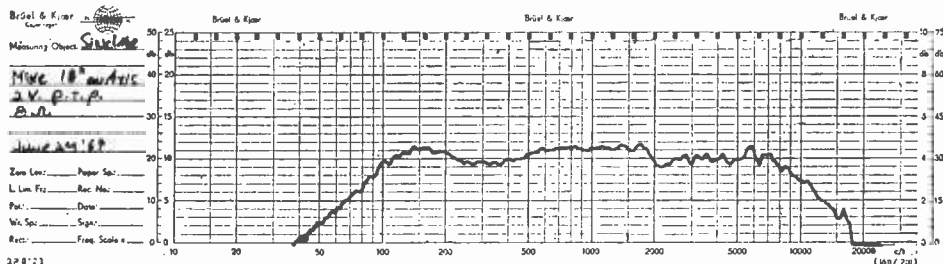
IDEAL FOR THE SINCLAIR Z.12
AND OTHER GOOD AMPLIFIER SYSTEMS

sinclair

SINCLAIR RADIONICS LIMITED
22 NEWMARKET ROAD, CAMBRIDGE

OCA3-52996

NEW LOUDSPEAKER



Unretouched reproduction of performance curve taken from a Sinclair Q.14 from stock. Scale reference 0-25.

INDEPENDENT TEST REPORT

The above curve, which is better than that obtainable from any speaker up to £25, was taken by an independent testing laboratory and shows clearly why the Q.14 achieves such remarkable standards of reproduction. Superb response is maintained between 60 and 15,000c/s, completely covering listening requirements and assuring the user of getting the best from the equipment to which the speaker is coupled.

WHY THE SINCLAIR Q.14 IS FAR AHEAD IN EVERY WAY

CONSTRUCTION

The sound, or pressure chamber and mounting baffle are of special high-density ultra-low resonant materials made possible by modern bonding and processing techniques. The sound chamber is of seamless construction and the loudspeaker mounted to ensure complete freedom from spurious "coloration".

LOADING

The Sinclair Q.14 has an input impedance of 15 ohms and will comfortably accept loadings in excess of 28 watts music power. This rating is far greater than that required for average listening requirements. However, using the Q.14 in module formation (a unique Sinclair facility) enables a very powerful system to be built up efficiently and economically. This makes an ideal quality P.A. system.

FREQUENCY RESPONSE

As the independently made curve shows, a remarkably smooth response is maintained between 60 and 15,000c/s. This extends comfortably beyond either end of the audio spectrum to provide true hi-fi standards.

REPRODUCING UNIT

A specially designed driver unit is used. It has an exceptionally high compliance

in the cone suspension, a massive 11,000 gauss ceramic magnet and an aluminium speech coil. The cone is treated to ensure brilliant transient response.

CONTOURED PRESSURE CHAMBER

The shape and proportions of the sealed sound or pressure chamber have been determined mathematically thereby ensuring maximum energy to sound conversion ratio with forward sound "presence" and freedom from directional effect. This is why the Sinclair Q.14 is ideal for stereo. Connections at the rear are marked for correct phasing when using two or more Q.14's.

SIZE

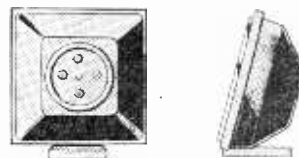
9½ in. x 9½ in. x 4½ in. deep. A separate base for free standing position is provided as well as a template for wall or flush mounting. A neat solid aluminium bar inset is used to embellish the front of the speaker.

SEND FOR YOURS TODAY

Try the Q.14 in your own home. Your money will be refunded in full (inc. postage) if not satisfied.

£6.19.6

AN ALL-BRITISH SINCLAIR GUARANTEED PRODUCT




USING A SINCLAIR Q.14 SYSTEM

The size and form of the Sinclair Q.14 permit it to be used in a far wider variety of applications than with conventionally designed loudspeakers. This makes it possible to match the speaker to its environment much more easily and to achieve performance standards far better than anything in its size or price group. Here are some typical ways of using the Q.14. The enthusiast for hi-fi will find many more.



FREE STANDING BOOK SHELF ASSEMBLY

Ideal for stereo. A detachable base is supplied with the Q.14, for this purpose.



CORNER SPEAKER AT ANY HEIGHT
The Q.14 will fit comfortably into a wall corner, taking up a minimum of space. The wall surfaces then contribute to the sound radiation.

MULTI UNIT ASSEMBLY

Any number of Q.14's can be flush mounted on to a flat surface, such as a false wall or room divider. They can also be arranged for P.A. work.



sinclair

Order form and more Sinclair products on next pages

The smallest
set in the
World...



Actual Size

- CALIBRATED SLOW-MOTION DIAL
- BANDSPREAD AND A.G.C.
- FANTASTIC POWER. SELECTIVITY & QUALITY
- TUNES OVER MEDIUM WAVEBAND
- EASILY BUILT IN AN EVENING
- GUARANTEED 5 YEARS

Complete kit in new "see-for-yourself" fitted pack, with instructions and solder **59'6**

Built and tested with ear-piece and batteries. **79'6**

SINCLAIR GUARANTEE

Should you not be completely satisfied with your purchase when you receive it from us, your money will be refunded in full at once and without question. FULL SERVICE FACILITIES AVAILABLE TO ALL PURCHASERS.

SINCLAIR MICROMATIC

To the fantastically small size of the Sinclair Micromatic must be added its brilliant performance. This British made set assures you at all times of choice of B.B.C. and many other stations in the medium waveband. After dusk, even more stations come in all around the dial with amazing power and excellent quality. Vernier type tuning takes full advantage of the set's selectivity. This remarkable set provides good listening no matter where you are—indoors, in car, bus, train—everywhere. The Sinclair Micromatic brings a refreshingly new approach to personal listening and for its size, appearance, price and performance there is nothing to equal it anywhere in the world.

6-stage receiver having two R.F. stages, a double diode detector and a powerful three stage A.F. amplifier, the output from which feeds into a specially matched high quality lightweight earpiece. The MICROMATIC has its own built-in ferrite rod aerial and uses vernier type tuning over the medium wave band. A.G.C., counteracts fading from distant stations. The beautifully styled case, size $1\frac{4}{5} \times 1\frac{3}{10} \times \frac{1}{2}$ in., is faced with an artist designed aluminium front panel of outstanding elegance, with aluminium tuning dial to match.

SINCLAIR MICRO FM

An amazing dual-purpose FM tuner-receiver

NEEDS NO ALIGNING WHEN BUILT



Less than 3in. x 1½in. x ½in. F.M. Superhet using pulse counting discriminator for superb audio quality. Low I.F. makes alignment unnecessary. Tunes 88-108 Mc/s. The telescopic aerial suffices for good reception in all but poorest areas. Signal to noise ratio —30dB at 30 microvolts. Takes standard 9 v. battery. One outlet serves for feeding to amplifier or recorder, the other allows set to be used as a pocket portable. Brushed and polished aluminium front, spun aluminium dial. A fascinating set to build which gives excellent reception by any standards.

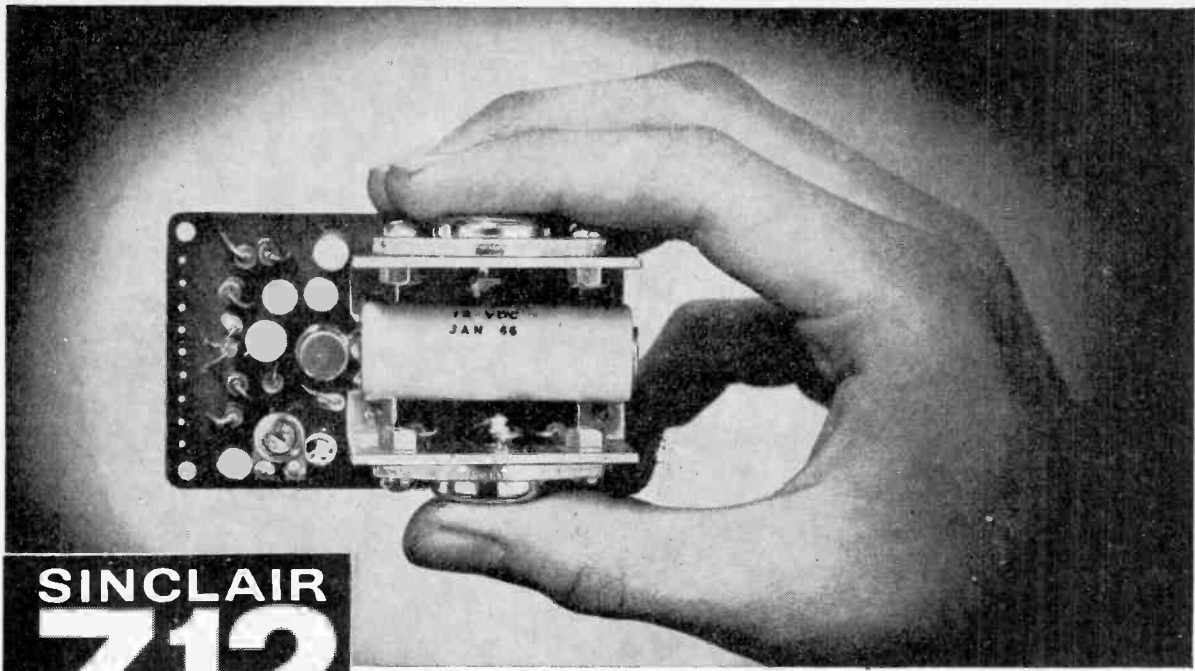
Complete kit including aerial, case, earpiece and instructions.

£5.19.6



SINCLAIR RADIONICS LTD., 22 Newmarket Rd., CAMBRIDGE

Telephone 52996 (STD Code OCA3)



SINCLAIR Z.12

COMBINED 12 WATT HI-FI AMP AND PRE-AMP

- 12 WATTS R.M.S. CONTINUOUS SINE WAVE (PEAK 24 W)
- 15 WATTS MUSIC POWER (30 W PEAK)
- SIZE 3in. x 1 3/4in. x 1 1/4in.
- IDEAL FOR BATTERY OPERATION

Eight special H.F. transistors are used to achieve results to compare favourably in every way with the costliest equipment you can buy. But the Z.12 is smaller, is more versatile and certainly saves you money. It is in demand not only for mono and stereo hi-fi but for use in electric guitars, P.A., intercoms and many other instances where power and dependability are imperative. Supplied ready built, tested and guaranteed together with the Z.12 manual. This latter details matching, volume and tone control and selector switching circuits using one Z.12 unit in mono or two in stereo.

- Response 15-50,000 c/s \pm 1dB.
- Ultra-linear class B output and generous negative feedback.
- Output suitable for 3, 7.5 and 15 ohm loads. Two 3 ohm speakers may be used in parallel.
- Input —2mV into 2K ohms.
- Signal to noise ratio—better than 60dB.

BUILT, TESTED AND GUARANTEED.

89/6

★
A NEW LOUD-
SPEAKER FROM
SINCLAIR
Q.14

See previous two pages

SINCLAIR
STEREO
25
PRE-AMP AND CONTROL UNIT



For use with two Z.12's or any good hi-fi stereo system. The front panel is elegantly styled in solid brushed and polished aluminium with well styled solid aluminium knobs. Frequency response 25 c/s to 30 kc/s \pm 1dB connected to two Z.12's. Sensitivity: Mic. 2mV into 50k Ω ; P.U. —3mV into 50k Ω ; Radio —20mV into 4-7 Ω . Equalisation correct to within \pm 1dB on RIAA curve from 50 to 20,000 c/s. Size 6 1/2in. x 2 1/2in. x 2 1/2in. plus knobs. **BUILT, TESTED AND GUARANTEED.**

PZ.3 Transistorised mains power unit with ample power for Sinclair Stereo 25 and two Z.12's. **79/6 £9.19.6**

TO REMIND YOU	
Sinclair Q.14 Loudspeaker	£6.19.6
Sinclair Micromatic Kit	59/6
Sinclair Micromatic Built	79/6
Sinclair Micro FM Kit	£5.19.6
Sinclair Stereo 25 Pre-amp	£9.19.6
Sinclair PZ.3 Power Unit	79/6

SINCLAIR RADIONICS LTD., 22 NEWMARKET ROAD, CAMBRIDGE

Please send

NAME

ADDRESS

.....

.....

for which I enclose cash/cheque/money

order value £.....s.....d

PW10

Broadway ELECTRONICS

GARRARD 4 SPEED DECKS WITH CARTRIDGE:
Autohangers: AT6 Mk. II £8.19.6. AT60 £10.18.6.
3000 £8.8.0. 2000 £6.19.6. 1000 £5.19.6.
AT5—Mono £6.10.0. P. & P. all changes 7/6.

SINGLE PLAYERS:
SP25 with cartridge stereo or mono, £9.19.6. (SP25 with cast turntable £10.19.6.) P. & P. 7/6.

CARTRIDGES:
Stereo: EV26 25/-, GP83 15/-. Reuter STD/2 17/6.
Mono Sonotone, 2TSS 15/-. Accos, GP67 15/-.
TC8 less bracket 18/6. P. & P. 1/-.

MICROPHONES:
Xtal Hand Mikes.
BM3 and 200C 30/-, P. & P. 2/6. Stand for same 12/6. P. & P. 2/-. ACO8 Mike 45, £1/-, ACO8 Mike 40, 18/6. Dyn. Mike DM-391, £2/6. CM21 Xtal 12/6. CM20 Xtal, 9/6. Magnetic Hm 63C with remote control switch 15/-. Telephone Pick-up 10/6. P. & P. 1/-. Xtal Lapel Mike 7/6. Guitar Mike 12/6. P. & P. 1/-.
INTERCOM BABY ALARMS
Complete with battery and connecting wire £2.15.0. P. & P. 2/6.

"SATELLITE" TRANSISTOR RADIOS
Complete with case, earphone and battery. All tested before despatch. 6 transistor. Size 2 1/4" wide by 4 1/4" high by 1 1/4" deep. 43/6. P. & P. 2/6. 9 transistor, size 6 1/4" wide by 4 1/4" high by 1 1/4" deep, with telescopic aerial. £4.19.6. P. & P. 3/6.

BARGAINS IN TRANSISTORS:
AC127, AF114, 115, 116, 117, 118, 119, OC169, 170, 171, 172, 200, 202, 203, 204, 5/6.
OC72, 75, 82, 83, AAZ12, BY38, BC211, 3/6. OC71, 81, 3/-. R.F. Packs 1 OC44, 2 OC45 3/6. A.F. Packs 1 OC81, 2 OC81 Mullard 8/6. GPT113, Red Spot 2/-, OC26, 28, 29 8/6. ORP12 Light Cell 8/6. Diodes OA81 2/3. OA91, OA95 1/3. P. & P. 1/-.

TRANSISTOR ELECTROLYTICS:
1, 2, 4, 5, 8, 10, 16, 25, 32, 50, 100 mfd 15 volt working 1/3. P. & P. 1/-.
250 mfd DC 3/-, 500 mfd 12v DC 3/-, 500 mfd 25v DC 3/6. P. & P. 1/-.

RESISTORS: 1 watt 10% from 4-7 ohm to 10 meg 5d. each, 4/- doz. P. & P. 1/- (minimum order 2/6).

PAPER CONDENSERS for Cross-Over Units 2 mfd 2/6. P. & P. 1/-.



SPEAKER SYSTEMS

THE CAXTON COLUMN
This is a column cabinet. Size 22 1/2 x 5 x 9 1/2 in., fitted with 3 speakers. This will handle 10 watts and will improve the quality of any tape recorder, or record player. Finished in wood grain cloth and sandstone Vynair. A real bargain at £3 plus 10/- P. & P.



THE MILTON. A Hi-Fi Bookcase Cabinet. Size 9 x 5 x 6 in., with 5in. speaker. Finished in Teak cloth with bold silk front. 30/-, P. & P. 3/6.

THE STEREO. A superior extension cabinet fitted with two 7 x 4 in. speakers. Size 16 1/2 x 9 1/2 in. Finished in fawn Vynair with natural teak ends. 23. P. & P. 5/-.



THE IMP. Extension Speaker Cabinet. Wedge shaped size 7 1/2 x 9 1/2 in. fitted with 7 x 4 in. speaker. Covered with attractive walnut with fawn Vynair front. Key-hole slot in back. Only 25/6. Post 2/6. Note: All cabinets new and made with 1/2 in. chipboard. All speakers ex TV reconditioned hi flux magnet. All carefully tested before despatch.



HAYDON SPEAKER SYSTEM. Size 16 1/2 x 15 x 7 1/2 in., fitted 12in. Speaker and volume control. Fabric covered. £4.17.6. P. & P. 10/-.

SPEAKER ENCLOSURES

Tony Corner Cabinet 20 x 10 x 7 in. takes 10 x 6 in. speaker covered in Rexine and Vynair, 45/-, P. & P. 5/-.
Blake Cabinet size 18 x 24 x 9 1/2 in., fabric covered £4.10.0. P. & P. 10/-.
Haydon. 16 1/2 x 15 x 7 1/2 in. fabric covered suitable for 12in. speaker, 45/-, P. & P. 7/6.
Hi-Fi Bookshelf speaker enclosure foam lined, cabinet size 10 1/2 x 9 1/2 x 7 1/2 in. Teak finish, £3.0.0. P. & P. 3/6.
Wooler for above £3.0.0. P. & P. 2/6. Tweeter 12/6. P. & P. 1/6. Condenser for crossover 2/6. Terminals 2/6 pair. P. & P. 1/-.
PLINTE Teak finish to match above Hi-Fi speaker size 17 1/2 x 14 x 4 in. for Garrard 1000, 2000, 3000, AT60, SP25, £2.17.6. P. & P. 4/6.

SPEAKERS:

Elac Heavy duty Ceramic Magnets 11,000 line, 10in. round 10 x 6in. 3 ohm or 15 ohm, 42/6. P. & P. 3/6. 8in. round 15 or 3 ohm, 38/6. P. & P. 3/6. E.M.I. 13 1/2 x 8in. 15 or 3 ohm, 42/6. P. & P. 3/6. E.M.I. Tweeter. 12/6. P. & P. 1/6. R.T.C. 12in. 20 watt 15 ohm Ceramic magnet £5.5.0. P. & P. 3/6. 8 x 4in. Elliptical 20 ohm 30/-, P. & P. 3/6. All other speakers supplied—Goodmans, Bakers, W.B., Wharfedale, Eagle, Tripletone.

EARPIECES WITH COIL AND 3.5 mm. plug. 8 ohm magnetic, 3/-, 250 ohm 4/-, 180 ohm with clip, 6/6. Xtal 4/-, P. & P. 6d.

TRANSISTOR SPEAKERS 8 ohm 2in. 8/6; 3in. 10/6; 3 1/2in. 12/6. P. & P. 1/-.

PANEL LIGHTS. 6v Red, Blue, Green, Yellow, White (uses Lilliput bulbs) 3/- each. P. & P. 1/6.
NEON PANEL LIGHTS 200-250v 3/- each. P. & P. 1/6.

ROTARY SWITCHES:
2 pole Mains switch 8/-, 1 pole 12 way, 2 pole 2 way, 3 pole 3 way, 3 pole 4 way, 4 pole 3 way, 3/6 each. P. & P. 1/-.

PIANO KEY BUSH BUTTON SWITCHES. 7 button, including mains on/off. 6 banks of 6 P.C.O. 8/6. P. & P. 1/-.

FERROX ROD AERIAL with coils, 8 x 1/2 in. 5/6. P. & P. 1/-.

Stockists of ● Eagle Products ● Goodmans ● W.B. ● Wharfedale ● Bakers ● Tripletone ● Linear, all makes of amplifiers and speakers supplied. S.A.E. please. Trade terms to bona fide dealers.

92 MITCHAM ROAD, TOOTING BROADWAY, LONDON, S.W.17 Telephone BALHAM 3984
(Closed all day Wednesday)

(four minutes from Tooting Broadway Underground Station)

BI-PAK SEMICONDUCTORS

8 Radnor House
93, 97 Regent St
London W1

NEW AND TESTED VALUE PAKS

One 10/- Pack of your own choice free with orders valued 4/- or over.

2 Drift Trans. 2N1225 Germ. PNP 100 Mc/s	10/-
6 Matched Trans. OC44/45/46/47	10/-
4 OA10 Diodes Mullard 30 PIV 1A	10/-
15 Red Spot AF Trans. PNP	10/-
15 White Spot RF Trans. PNP	10/-
4 Silicon Rects. 3A 100/400 PIV	10/-
2 10A Silicon Rects. 50 and 100 PIV	10/-
3 Germ. Diodes OA70 Mullard	10/-
2 OC139 Trans. NPN Switching	10/-
1 12A SCR 100 PIV	10/-
3 Sil. Trans. 28303 PNP	10/-
10 Assorted Computer Diodes	10/-
3 NPN Med. Speed Switching Trans.	10/-
4 Zener Diodes 250 mW 3-12v	10/-
4 26417 Trans. Eqvt. AF117	10/-
2 200 Mc/s Sil. Trans. NPN BS226/27	10/-
2 Bi-directional Trans. ASV66 PNP	10/-
3 Zener Diodes 400 mW 33V 5% Tol	10/-
4 High Current Trans. OC42 Eqvt.	10/-
2 Power Transistors 1 OC26 1 OC35	10/-
5 Silicon Rects. 400 PIV 250 mA	10/-
3 OC71 Transistors Mullard Type	10/-
3 OC75 Transistors Mullard Type	10/-
3 NPN Silicon Trans. 70 Mc/s	10/-
1 Power Trans. OC29 100V	10/-
5 OA47 Gold Bonded Diodes	10/-
4 OA202 Sil. Diodes Sub-min	10/-
2 Low Noise Trans. NPN 2N929/30	10/-
1 Sil. Trans. NPN VCB 100 ZTR86	10/-
8 OA81 Diodes (CV48)	10/-
3 OC72 Transistors Mullard Type	10/-
3 OC77 Transistors Mullard Type	10/-
5 Metal Alloy Transistors Mat Type	10/-
4 Sil. Rects. 400 PIV 500 mA	10/-
5 GET884 Trans. Eqvt. OC44	10/-
6 GET885 Trans. Eqvt. OC45	10/-
2 GPT20 Germ. PNP Trans. with Heat-sink	10/-
3 VHF Sil. Epoxy Trans. NPN 100 Mc/s	10/-
2 2N708 Sil. Trans. 300 Mc/s NPN	10/-
4 GT41/45 Germ. Trans. PNP Eqvt. OC71	10/-
2 GT31 LF Low Noise Germ. Trans. PNP	10/-
6 IN914 Sil. Diodes 75 PIV 75 mA	10/-
8 OA95 Germ. Diodes Sub-min IN69	10/-
3 NPN Germ. Trans. NKT773 Eqvt. AC130	10/-
2 OC29 Power Trans. Germ.	10/-
2 OC26 Power Trans. Germ.	10/-
2 OC73 Mullard Trans.	10/-
4 AC128 Trans. PNP High Gain	10/-

2 AC127/128 Comp. pair PNP/NPN	10/-
10 Assorted Gold Bonded Diodes	10/-
5 TK22C Germ. Switching Trans.	10/-
3 2N1307 PNP Switching Trans.	10/-
20 Germ. Diodes General Purpose	10/-
7 OC62H Germ. Diodes Eqvt. OA71	10/-
3 OC170 Trans. Mullard Type	10/-
3 AF116 Mullard Type Trans.	10/-
12 Assorted Germ. Diodes Marked	10/-
1 30 Amp Power Rectifier 100 PIV	10/-
4 AC128 Germ. PNP Trans.	10/-
5 1 Amp Germ. Rect. 200 PIV	10/-
4 OA5 Gold Bonded Diodes	10/-
1 ORP61 Photo-conductive cell	10/-
4 Silicon Rects. 100 PIV 750 mA	10/-
3 AF117 Trans. Mullard Type	10/-
7 OC81 Type Trans.	10/-
3 OC171 Trans. Mullard Type	10/-
1 ORP12 Photo-conductive cell LDR03	8/6
2 10A 600 PIV Sil. Rects. 18425R	15/-
3 BC108 Sil. NPN High Gain Trans.	15/-
2 Zener Diodes 250W 18 and 22V	15/-
1 2N910 NPN Sil. Trans. VCB100 80 Mc/s	15/-
2 1000 PIV Sil. Rect. 1-5A RS310 AF	15/-
3 High Volt. AF Trans. PNP ACY17	15/-
3 BS395A Sil. Trans. NPN 200 Mc/s	15/-
3 OC290 Sil. Trans. Mullard	15/-
2 Sil. Power Rects. BYZ13	15/-
1 AF139 VHF Germ. Trans. 1500 Mc/s	15/-
1 Sil. Power Trans. NPN100 Mc/s TK201A	15/-
6 Zener Diodes 3-15V Sub-min	15/-
1 2N132 PNP Epitaxial Planar Sil. Trans.	15/-
2 2N607 Epitaxial Planar Trans. Sil.	15/-
4 Germ. Power Trans. Eqvt. OC16 Mullard	15/-
1 Unijunction Trans. 2N2646 Eqvt. D5E229	15/-
2 Sil. Trans. 200 Mc/s 60Vcb ZTR83/84	15/-
1 Sil. Planar Trans. NPN 100 Mc/s BSY25	15/-
1 Sil. Trans. 15104 150 Mc/s HFE 200 NPN	15/-
2 SCR 50 PIV 1A TO-5 can G.E.	15/-
1 Tunnel Diode ABY11 1050 MIV STC	15/-
2 2N2712 Sil. Epoxy Planar HFE225 max.	15/-
1 2N1257 PNP Sil. Planar TO-5 can	15/-
1 Sil. Power Trans. NPN 28721 85W	15/-
6 2N2926 NPN Sil. Planar Trans.	20/-
6 BY100 Type Sil. Rects.	20/-
25 Sil. and Germ. Trans. Mixed all Marked New.	30/-

Minimum Order 10/- CASH WITH ORDER PLEASE. Add 1/- postage and packing per Order. GUARANTEED by return postal service. Overseas add extra for Airmail.

Our vast stocks change daily with hundreds of Semiconductor bargains becoming available. Just send 2/6 to cover 3 months mailing of our latest stock lists, eqvt. charts, circuits, etc.

VALUE PACKS for '67 NEW UNTESTED

120	GERM. SUB-MIN.	DIODES 10/-
50	MIXED	TRANSISTORS 10/-
16	SILICON 750 mA TOP-HAT	RECTIFIERS 10/-
20	ALL TYPES MIXED VOLTS	ZENERS 10/-
25	SIL. NPN 200 Mc/s	TRANSISTORS 10/-
10	STUD. 2 AMP	SILICON RECT. 10/-
75	GERM DIODES	GOLD-BONDED 10/-
30	PNP/NPN MIXED SILICON	TRANSISTORS 10/-
60	SILICON 200 mA	DIODES 10/-
40	ZENERS RECTIFIERS MIXED	TOP HAT 10/-
20	1 AMP GERM. UP TO 300 PIV	RECTIFIERS 10/-
40	LIKE OC81 AC128	TRANSISTORS 10/-
10	50-400 PIV 1 AMP	SCR's 20/-

FREE TO AMBITIOUS ENGINEERS

— THE LATEST EDITION OF ENGINEERING OPPORTUNITIES

Have you sent for your copy?

ENGINEERING OPPORTUNITIES is a highly informative 132-page guide to the best paid engineering posts. It tells you how you can quickly prepare at home for a recognised engineering qualification and outlines a wonderful range of modern Home Study Courses in all branches of Engineering. This unique book also gives full details of the Practical Radio and Electronic Courses, administered by our Specialist Electronics Training Division—the B.I.E.T. School of Electronics, explains the benefits of our Appointments Dept. and shows you how to qualify for five years promotion in one year.

SATISFACTION OR REFUND OF FEE

Whatever your age or experience, you cannot afford to miss reading this famous book. If you are earning less than £30 a week, send for your copy of "ENGINEERING OPPORTUNITIES" today—FREE.

BRITISH INSTITUTE OF ENGINEERING TECHNOLOGY

344B, Aldermaston Court, Aldermaston, Berks.

- Radio
- Television
- Electronics
- Electrical
- Mechanical
- Civil
- Production
- Automobile
- Aeronautical
- Plastics
- Building
- Draughtsmanship
- B.Sc.
- City & Guilds
- Gen. Cert. of Education
- etc.. etc.

PRACTICAL EQUIPMENT

Basic Practical and Theoretic Courses for beginners in Radio, T.V., Electronics, etc. A.M.I.E.R.E., City & Guilds Radio Amateur's Exam R.T.E.B. Certificate P.M.C. Certificate Practical Radio Radio & Television Servicing Practical Electronics Electronics Engineering Automation

INCLUDING TOOLS!

This Specialist Electronics Division of B.I.E.T. NOW offers you a real laboratory training at home with practical equipment. Ask for details.



POST COUPON NOW!

Please send me your FREE 132-page "ENGINEERING OPPORTUNITIES" (Write if you prefer not to cut page)
 NAME
 ADDRESS

 SUBJECT OR EXAM THAT INTERESTS ME 344B

THE B.I.E.T. IS THE LEADING INSTITUTE OF ITS KIND IN THE WORLD

NEW FULLY TRANSISTORISED PORTABLE RADIOS

with Full Variable Waveband. NOW A FRACTION OF THE NORMAL PRICE **34/6**

WHY PAY MORE? All the latest refinements are packed into this new MULTI-STATION ALL Transistor radio—the internal aerial picks up even the remote stations and the powerful built-in speaker gives room filling volume. Individual tuning, first-class reception. Purchase with confidence—packed in original manufacturers' cartons. (Personal earpiece and battery 4/6.) Send 39/9 plus 4/6 p. & p.



FRUSTRATED IMPORT SHIPMENT. OFFERED BELOW HALF PRICE TO CLEAR. ALL TRANSISTOR PERSONAL

TRANSCIVER SETS OUR PRICE £6.19.6.

You've heard about them—You've read about them. NOW YOU CAN OWN THEM. Highly sensitive two-way transistor transceiver sets have individual volume control and talk/listen switch. Telescopic aerial pulls in the other set over tremendous distances—no wires—a genuine transceiver as used by official bodies and forces. Only £6.19.6 plus 5/6 p. & p. (Batteries, leather cases, etc. 10/6 extra.) Money back guarantee. These cannot be operated in U.K.



Make 5 different TRANSISTOR RADIOS for 39/6

No Experience Necessary No soldering. Only 8 connections for first radio to work. Just look, you get Easy ABC Plans, Cabinet, Loudspeaker (alone 17/6), Earphone, 4 Semi-conductors, Coils, Condensers, Resistors, Tuner, Switch, Screws, etc. YES—EVERYTHING! Loud clear English and Foreign reception. As supplied to Educational Authorities, H.M. Forces, etc. TESTIMONIALS GALORE. Complete course—originally £8. Now only 39/6 plus 4/6, post etc.

NO SOLDERING AMAZING CIGARETTE RADIO **25/-**

CONCORD ELECTRONICS LTD. (P.W. 42), 8 WESTBOURNE GROVE, W.2.



"GLOBE-KING"

2-4 Metres 10-180 Metres

ALL TRANSISTOR AMATEUR VHF and SHORT-WAVE KITS Send stamped addressed envelope for free copy interesting literature describing latest products: Unique VHF kit model SR2/P. 70-150 Mcs. 69/8 p.p. 4/-. Short-Wave kit model TR2. 79/6 p.p. 5/- "Mini-Amp" self-contained, cabinet size a mere 4" x 3" x 2", 139/6 p.p. 4/-. Despatch: Within 21 days from receipt of order. Overseas enthusiasts send local stamp for literature and special postal charges for your particular country: Sole makers "Globe-King" (Regd.) products: Tel.: 24864; Est. 1943.

JOHNSONS (RADIO)
St. Martins Gate, Worcester

1% HIGH STABILITY RESISTORS
1 watt 1% 2/- each. Full range 10Ω to 10MΩ plus many special values. New stock list available which includes over 40 new non-standard values.

5% 1 WATT HIGH STAB RESISTORS
4d. each 4-7Ω to 10MΩ (10% over 1MΩ).

1% WIREWOUND RESISTORS
More stable than high-stab carbon, and wound to any value 1Ω to 5kΩ 3/6; to 20kΩ 4/6. 1% add 3d.

EAGLE MULTIMETERS
TK20A 35/-, p.p. 2/-; EP10K 67/6 p.p. 3/-; EP20K 75/- p.p. 3/-; EP30K 105/- p.p. 4/6; EP10KN 85/- p.p. 4/6; EP20KN 98/- p.p. 4/6; EP30KN 130/- p.p. 4/6. Further details on request.

NOUGHTS AND CROSSES MACHINE CIRCUIT. Uses standard miniature switches and lamps only. This machine cannot be beaten. Full circuit, wiring diagram and instructions 3/6.

PLANET INSTRUMENT CO
25(W) DOMINION AVENUE, LEEDS 7

RADIO HANDBOOK

by W. ORR, new 17th ed. published by Editors and Engineers. 84/- P. & P. 4/6.

PAL Colour TV by Mullard. Circuits described. 12/6. P. & P. 1/-

101 Ways to use your Oscilloscope by Middleton. 21/- P. & P. 1/-

Rapid Servicing of Transistor Equipment by King. 30/- P. & P. 1/-

Computers Self Taught by Experiments by Brayton. 30/- P. & P. 1/-

Pick-Ups the Key to Hi-Fi by Walton. 10/- P. & P. 9d.

Questions and Answers on Electronics by Brown. 8/6. P. & P. 9d.

Guide to Broadcasting Stations, new ed. by W.W. 6/- P. & P. 9d.

Where possible 24-hour service guaranteed.

UNIVERSAL BOOK CO.
12 LITTLE NEWPORT STREET
LONDON, W.C.2
(Leicester Square Tube Station)

Practical Wireless Classified Advertisements

The pre-paid rate for classified advertisements is 1/6d. per word (minimum order 18/-), box number 1/6d. extra. Semi-displayed setting £4. 12s. 6d. per single column inch. All cheques, postal orders, etc., to be made payable to PRACTICAL WIRELESS and crossed "Lloyds Bank Ltd." Treasury notes should always be sent *registered post*. Advertisements, together with remittance, should be sent to the Advertisement Manager, PRACTICAL WIRELESS, George Newnes Ltd., 15/17 Long Acre, London, WC2, for insertion in the next available issue.

METAL WORK

METAL WORK: All types cabinets, chassis racks, etc., to your specifications. PHILPOTTS METAL WORKS LTD., Chapman Street, Loughborough.

SERVICE SHEETS

SERVICE SHEETS. RADIO, TV. 5,000 Models. List 1/6. S.A.E. Enquiries. TELRAY, Maudling Bk., Preston.

SERVICE SHEETS (75,000) 4/- each: please add loose 4d. stamp: callers welcome: always open. THOMAS BOWER, 5 South Street, Oakenshaw, Bradford.

SERVICE SHEETS for all makes, Radio, TV., Tape Recorders, 1925-1967. Prices from 1/-, Catalogue 6,000 models 2/6d. Free fault-finding guide with all Sheets. Please send stamped addressed envelope with all orders/enquiries. HAMILTON RADIO, 54 London Road, Bexhill, Sussex.

RADIO TELEVISION over 3,000 models. JOHN GILBERT TELEVISION, 1b Shepherds Bush Rd., London W.6. SHE 8441.

You name it: We've Got It. 6,000 Radio, TV, etc. State model. Enclose 4/- P.O. S.A.E. R. & T. ENTERPRISES, 58 Orchard Road, Horsham, Sussex.

SERVICE SHEETS

4/- each, plus postage

We have the largest display of Service Sheets for all makes and types of Radios and Televisions, etc., in the country. Speedy service.

To obtain the Service Sheet you require please complete the attached coupon

Name:

Address:

To: S.P. DISTRIBUTORS

35/36 Great Marlborough Street,
London, W.1

Please supply Service Sheets for the following

Make:

Model No. Radio/TV

Make:

Model No. Radio/TV

Make:

Model No. Radio/TV

I require the new 1967 List of Service Sheets at 1/6 each plus postage.

(please delete items not applicable)

I enclose remittance of

(which includes postage)

MAIL ORDERS ONLY (Oct.) PW

BOOKS & PUBLICATIONS

SURPLUS HANDBOOKS

19 set Circuit and Notes	4/6 p/p 6d.
1155 set Circuit and Notes	4/6 p/p 6d.
H.R.O. Technical Instructions	3/6 p/p 6d.
38 set Technical Instructions	3/6 p/p 6d.
46 set Working Instructions	3/6 p/p 6d.
88 set Technical Instructions	5/- p/p 6d.
BC.221 Circuit and Notes	3/6 p/p 6d.
Wavemeter Class D Tech. Instr.	3/6 p/p 6d.
18 set Circuit and Notes	3/6 p/p 6d.
BC.1000 (31 set) Circuit and Notes	3/6 p/p 6d.
CR.100/B.28 Circuit and Notes	8/6 p/p 9d.
R.107 Circuit and Notes	5/- p/p 6d.
AR.88D Instruction Manual	15/- p/p 1/6
62 set Circuit and Notes	4/6 p/p 6d.
Circuit Diagram 3/- each post free, R.1116/A, R.1224/A, R.1355, R.F. 24, 25 and 26, A.1134, T.1154, CR.300, BC.312, BC.342, BC.348J, BC.348 (E.M.P.), BC.624, 22 set.	
52 set Sender and Receiver circuits 6/- post free	

Resistor colour code indicator, 1/6 p/p 6d.

S.A.E. with all enquiries please.
Postage rates apply to U.K. only.

Mail order only to:

INSTRUCTIONAL HANDBOOK SUPPLIES

DEPT. PW, TALBOT HOUSE,
28 TALBOT GARDENS, LEEDS 8

SHORT-WAVE LISTENERS

JOIN THE CLUB!

There's almost no room left atop the Empire State Building, at least for more radio and TV antennas. Over 3,500 members of the Radio New York Worldwide (WNYW) Listeners Club in more than 86 countries have found out why by reading their monthly Club magazine.

You can join the Club and keep in touch with the latest developments in international communications... discover the Club now by writing for a free sample issue of the Club magazine. RADIO NEW YORK WORLD-WIDE LISTENERS CLUB, 485 Madison Avenue, New York 10022 U.S.A.

ELECTRICAL

**INSTANT **
ELECTRICITY
ANYWHERE!**



AMAZING NEW AMERICAN DYNA-MOTOR UNIT which runs from any 12-v. CAR BATTERY and produces a BIG ELECTRICAL OUTPUT of 230/240 v. at 220 watts. Marvellous for TELEVISION, ELECTRICAL DRILLS, MAINS LIGHTING and all Universal AC/DC mains equipment. ONLY £12.10.0 plus 30/- carr. Send stamped addressed envelope for illustrated details. Open 7 days a week.

SCIENTIFIC PRODUCTS (Dept. N)
Onward Building (rear of Fleetwood Arms Hotel), Mount Street, Fleetwood, Lancs.

SITUATIONS VACANT

TV and Radio. City & Guilds, R.T.E.B. Certs., etc. on 'Satisfaction or Refund of Fee' terms. Thousands of passes. For full details of exams and home training Courses (including practical equipment) in all branches of Radio, TV, Electronics, etc. write for 132-page handbook—FREE. Please state subject. BRITISH INSTITUTE OF ENGINEERING TECHNOLOGY. (Dept. 137K), Aldermaston Court, Aldermaston, Berks.

RADIO & TV Exam. and Courses by Britain's finest Home-study School. Coaching for Brit.I.R.E. City & Guilds Amateur's Licence, R.T.E.B. P.M.G. Cert., etc. FREE brochure from BRITISH NATIONAL RADIO SCHOOL, Russel Street, Reading.

ALDERMASTON COURT POSTAL TRAINING for B.Sc. (Eng) Part 1, A.M.I.E.R.E., A.M.S.E., City & Guilds, G.C.E., etc. prepares you privately for high pay and security as Technician or Technologist. Thousands of passes. For details of Exams & Courses in all branches of Engineering, Building, Electronics, etc. (including latest information on C.Eng.), write for 132-page handbook—FREE. Please state interest. BRITISH INSTITUTE OF ENGINEERING TECHNOLOGY, (Dept. 169K), Aldermaston Court, Aldermaston, Berks.

RADIO TECHNICIANS

A number of suitably qualified candidates are required for permanent and pensionable employment (mostly in Cheltenham, but from time to time there are some vacancies in other parts of the UK, including London). There are also opportunities for service abroad.

Applicants must be 19 or over and be familiar with the use of Test Gear, and have had practical Radio/Electronic workshop experience. Preference will be given to candidates who can offer "O" level GCE passes in English Language, Maths and/or Physics, or hold the City and Guilds Telecommunications Technician Intermediate Certificate or equivalent technical qualifications.

Pay according to age, e.g. at 19—£812, at 25—£1046 (highest age pay on entry) rising on 1.1.68 to; at 19—£828, at 25—£1,076.

Prospects of promotion to grades in salary range £1,159—£1,941. There are a few posts carrying higher salaries.

Annual Leave allowance of 3 weeks 3 days rising to 4 weeks 2 days. Normal Civil Service sick leave regulations apply.

Application forms available from:

Recruitment Officer (RT),

Government Communications

Headquarters

Oakley, Priors Road

CHELTENHAM, Glos.

EDUCATIONAL

RADIO OFFICER training courses. Write: Principal, Newport and Monmouthshire College of Technology, Newport, Mon.

BECOME 'Technically qualified' in your spare time, guaranteed diploma and exam. home-study courses in radio, T.V. servicing and maintenance. T.T.E.B., City and Guilds, etc.: highly informative 120-page Guide—free. **CHAMBERS COLLEGE** (Dept. 857K), 148 Holborn, London, E.C.1.

CITY & GUILDS (electrical, etc.) on 'Satisfaction or Refund of Fee' terms. Thousands of passes. For details of modern courses in all branches of electrical engineering, electronics, radio, T.V., automation, etc., send for 132 page Handbook—FREE. B.I.E.T. (Dept. 168K), Aldermaston Court, Aldermaston, Berks.

TRANSISTOR COURSE, 21 practical experiments under the guidance of professionally qualified tutors. Material, components and instructions—everything supplied—£5 10s. Also d.c. Meter Kit and Basic Transistor Circuits Kit. Details free. Dept WA, **ELECTRONIC EXPERIMENTS**, Brinklow, Rugby

TRAIN TODAY FOR TOMORROW

Start training TODAY for one of the many first-class posts open to technically qualified men in the Radio and Electronics industry. ICS provide specialized training courses in all branches of Radio, Television and Electronics—one of these courses will help YOU to get a higher paid job. Why not fill in the coupon below and find out how?

Courses include:

- RADIO/TV ENG. & SERVICING
- AUDIO FREQUENCY
- CLOSED CIRCUIT TV
- ELECTRONICS—many new courses
- ELECTRONIC MAINTENANCE
- INSTRUMENTATION AND SERVOMECHANISMS
- COMPUTERS
- PRACTICAL RADIO (with kits)
- NEW PROGRAMMED COURSE ON ELECTRONIC FUNDAMENTALS

Guaranteed Coaching for:

- Inst. Electronic & Radio Eng's.
 - C. & G. Telecom. Techns' Certs.
 - C. & G. Supplementary Studies
 - R.T.E.B. Radio/T.V. Servicing Cert.
 - Radio Amateurs' Examination
 - P.M.G. Certs. in Radiotelegraphy
- Start today—The ICS Way

**INTERNATIONAL
CORRESPONDENCE SCHOOLS**
Dept. 173, Parkgate Rd., London, S.W.11.
Please send FREE book on

Name

Address

..... 10.67

MISCELLANEOUS

ELECTRONIC MUSIC?

Then how about making yourself an electric organ? Constructional data available—full circuits, drawings and notes! It has 5 octaves, 2 manuals and pedals with 24 stops—uses 41 valves. With its variable attack you can play Classics and Swing.

Write NOW for free leaflet and further details to C. & S., 20 Maude Street, Darlington, Durham. Send 3d. stamp.



SEE THE WORLD-FAMOUS

HEATHKIT Electronic Kits

at
233 Tottenham Court Road,
London, W.1 Tel. 01-636-7349
Send for FREE Catalogue
Dept. TC3

WANTED

WE BUY New Valves and Transistors. State price. A.D.A. MANUFACTURING CO., 116 Alfreton Road, Nottingham.

WE BUY New Valves, Transistors and clean new components, large or small quantities, all details, quotation by return. WALTON'S WIRELESS STORES, 55 Worcester Street, Wolverhampton.

WANTED: Popular Brand New Valves. R.H.S. Stamford House, 538 Great Horton Road, Bradford 7.

WANTED NEW VALVES ONLY

Must be new and boxed
Payment by return

WILLIAM CARVIS LTD
103 North Street, Leeds 7

DAMAGED AVO METERS wanted. Models 7 and 8. Any condition. Any quantity. Send for packing instructions. HUGGETTS LTD., 2-4 Pawson's Road, West Croydon.

VALVES WANTED, brand new popular types boxed. DURHAM SUPPLIES (C), 175 Durham Road, Bradford 8, Yorkshire.

FOR SALE

SPECIAL VALUE. 9 transistor 5 diode AM/FM superhet measuring 6½ x 3½ x 1½. This is not a kit but a high quality radio with excellent reproduction on both medium and VHF wave bands. Costs less than the majority of FM tuners. Only £77.0 post free from DIRECT SALES, 79 Vicarage Lane, London E15, with money back guarantee.

MINIFLUX 4-Track stereophonic/monophonic record/playback heads. List Price 6 gns.—Special Offer 55/- each. MINIFLUX 4-Track stereophonic/monophonic Ferrite Erase Heads. List Price £3.10.0.—Special Offer 32/6 each, or supplied together (one of each) at £3.17.6. SKN4 ¼-track stereophonic record/play heads for Transistor Circuits at 55/- each. Also available ¼-track and full-track monophonic Ferrite Erase Heads. All heads complete with technical specifications. Send S.A.E. for details. LEE ELECTRONICS, 400 Edgware Rd., Paddington 5521.

FOR SALE

(continued)

SEE MY CAT. for this and that. Tools, materials, mechanical and electrical gear—lots of unusual stuff. This Cat. is free for the asking. K. R. WHISTON (Dept. PWC), New Mills, Stockport.

HAMMERITE HAMMER PATTERN BRUSH PAINT FOR PANELS, METALWORK

TRIAL TIN (covers 5 sq.ft.) 3/6d. +9d. post.

• AIR DRYING • JUST BRUSH ON • WITHSTANDS 150° C. OIL, WATER, ETC.
2½ oz. tins..... 3/6 Very special prices for
¼ pint..... 7/8 larger sizes, fireproof thin-
ners, tinters, transfers, list
free.

Carriage: Orders up to 5/-, 9d.; up to 10/-, 1/9; over 10/-, 3/-. Colours: blue, silver, black or bronze. Return of post service, Monday to Friday.

FINNIGAN SPECIALTY PAINTS (PW)
Mickley Square, Stocksfield, Northumberland.
Tel. Stocksfield 2280.

NEW LOW PRICES

Med/long wave band table/portable.....	£4.19.6
Micro-radio 2 x 2in. loudspeaker output.....	£2.14.6
Med. wave pocket portable 6 transistors.....	£2.14.6
All complete with carrying case, personal ear-phone and batteries.....	
Intercoms—2 station.....	£2.0.6
4 station.....	£5.14.6
Complete with connecting leads and batteries. Clock/radio alarm complete with personal ear-phone.....	£8.4.6
Seven day money back guarantee for postal buyers. Post Free Personal callers welcome. DIRECT SALES (PW) 79 VICARAGE LANE, LONDON E.15	

TRANSISTORS SPECIAL OFFER

1 watt S.T.C. 300 mc/s N.P.N. Silicon Planar Transistors, limited stocks £1 for 6.
WITH DATA

3/- each. OC44, OC45, OC70, OC71, OC81, OC81D, OC200, GET16, GET20.

4/- each. AF114, AF115, AF116, AF117, OC170, OC171.

5/- each. OC139, OC140, GET7, GET8, GET9, XC141, BY100, OA211.

BSY27 7/6 each, OC20 10/- each

ZENER DIODES

All volts between 3.9v. and 26v.
½w 3/6 each, 1.5w 5/- each,
7w 6/- each.

Send 6d. for full lists:—
inc., S.C.R., Zeners.

CURSONS

78 BROAD STREET
CANTERBURY, KENT

MORSE MADE EASY !!

FACT NOT FICTION. If you start RIGHT you will be reading amateur and commercial Morse within a month. (Normal progress to be expected.)

Using scientifically prepared 3-speed records you automatically learn to recognise the code RHYTHM without translating. You can't help it, it's easy as learning a tune. 18 W.P.M. in 4 weeks guaranteed.

For details and course C.O.D. ring, s.t.d. 01-660 2896 or send 8d. stamp for explanatory booklet to:
G8CHS/P. 45 GREEN LANE, PURLEY, SURREY

(continued on next page)

FOR SALE
(continued)

PRIVATE ENGINEERS. Valves, tubes and components, excellent trade discounts, free catalogue. **BARTLETT'S**, 38 Clifton Road, Greenford, Middlesex.

YUKAN SO PROFESSIONAL THE YUKAN
OFF-SPRAY HAMMER
Get these AIR DRYING GREY HAMMERS
for **BLACK WRINKLE (CRACKLE)** finishes

Yukan Aerosol sprays kit contains 16 ozs. fine quality durable easy instant spray. No stove baking required. Hammer available in grey, blue, gold, bronze Modern Eggshell Black Wrinkle (Crackle) all at 14/11 at our counter or 15/11 carriage paid, per push-suction self spray can. Also Durable, heat and water resistant Black Matt finish (12 ozs. self-spray cans only) 13/11 carriage paid.

SPECIAL OFFER: 1 can plus optional transferable snap-on trigger handle (value 5/-) for 18/11 carriage paid. Choice of 1) self-spray plain colours and primer (motor car quality) also available.

Please enclose cheque or P.O. for total amount to:

YUKAN, Dept.
307a EDGWARE ROAD,
LONDON, W.2.

Open all day Saturday Closed Thursday afternoons



Dept. PW/10

TAPE RECORDERS, TAPES, Etc.

TAPES TO DISC—using finest professional equipment 45 rpm—18/- S.A.E. leaflet. **DEROY**, High Bank, Hawk Street, Carnforth, Lancs.

RECEIVERS & COMPONENTS

POCKET SIZE
Transistor Testers

Tests Transistors in or out of set
Test both P.N.P. and N.P.N.
Price 30/- Battery and Post Free
Personal shoppers welcome

BROOK & HILL ELECTRONICS
695/697 Seven Sisters Road,
London, N.15
(50 yds. from Wards Corner)

WILSON ELECTRONICS

2/- ea. AC126, 127, 128, OC75, S19T (OC83).
2/8 ea. OC44, 45, 811, 81, 921, 82.
3/6 ea. OC71, 72, 170, 84, AF118, 119.
3/6 ea. AF115, 116, 117, 125, 127.
4/- ea. AF114, OC171, 172.
7/- ea. OC22, 23, 25, 26, 28, 30, 200.
11/6 ea. AD140, 149, OC35, 36, 38.
R.F. FIELD METER MOD. 1300 (RF40) with aerial and ear piece 52/-
ACOS MIKE 45 18/6.
6d. per order. P. & P. Lists 6d.
20 Bradbourne Avenue, Willford, Nottingham.

QUALITY NEW VALVES

Guaranteed six months. Postage 4d.

DOC90	4/8	EP91	2/6	EL91	2/-	PL81	6/9
DF91	2/-	EP92	2/-	EN86	6/-	PL83	6/-
DL92	4/-	EP93	4/-	PCC84	5/6	PY81	5/6
ECC81	3/-	EP95	3/6	PCC89	8/9	PY801	6/-
ECC82	4/-	EP98	7/-	PCF80	6/6	U26	11/-
ECC83	4/3	EP183	6/-	PCF82	6/6	6BH6	4/6
ECC91	2/6	EP184	6/-	PCL82	6/6	6CH6	4/6
ECC92	6/9	EL84	4/6	PCL85	8/3	85A2	5/-
ECH81	6/9	EL85	6/-	PL36	9/-	150B2	8/9

MINIATURE RESISTORS

1/4 watt—9x2-5 mm dia—10%—your selection 10 ohm to 220k . . . 3d each
2/8 doz . . . 15/- 100
SPECIAL KIT for transistor work . . . 13/- 100
JOB LOT 1/4 watt—all values . . . 10/- 200
All post paid. Money-back guarantee.

J. R. HARTLEY
2 Waterloo Terrace
Bridgnorth, Shropshire

RECEIVERS & COMPONENTS
(continued)

150 NEW ASSORTED Capacitors, Resistors, Silvered Mica, Ceramic, etc. Carbon, Hystab, Vitreous, 1-20 watt, 12/6 Post Free. **WHIT-SAM ELECTRICAL**, 18 Woodrow Close, Perivale, Middlesex.

BRAND NEW NORBIT UNITS

25/- post free

Consisting of 9 x 3in. chassis,

Con strips, Resistances

2-OC29^s 2-OC35^s

M.A.C. LTD., Troy Road,

Morley, Nr. Leeds

Phone: Morley 2334

WORLD WIDE COVERAGE

SHIPPING AMATEUR BROADCAST CANADIAN BARCODE RECEIVER No. 82. 10-valve 3 switched wavebands covering 1.75-16Mc/s (19-170 metres). Size 15 x 14 x 12in. Fully tested. Power requirements 150v. H.T. 60mA, 12v, 3A. £20.18.6. Carr. 20/-.

MURPHY 840 NAVAL RECEIVERS
5 bands 650Kc/s-30Mc/s. 10 valves. Built in speaker, phones output, 2 R.F. and 3 I.F. stages, xtal bandpass filter, noise limiter etc. etc. 150/230V A.C. Size 19 1/2 x 13 1/2 x 16in. Cost well over £500. Supplied tested, working with circuit diagram 222.10.0. Carr. 30/-.
Also B41, L.F. version £15. Carr. 30/-.

SPECIAL OFFER: Both above receivers £30. Carr. £3.

32ft. TELESCOPIC AERIAL MASTS
Comprising 20ft. 4 section tubular steel telescopic mast and 12ft. folding whip; can be erected in less than 5 minutes. Closes to 5ft. 9in. Weight 21lbs. Must have cost well over £20. Price 70/- Carr. 10/-.

NATIONAL H.R.O. SENIOR RECEIVERS 5T MODEL
In excellent tested condition. Complete with 9 coils 50Kc/s-30Mc/s and Power Unit. £31.10.0. Carr. 30/-.

REJECTOR UNITS 1.2-10Mc/s
Switched, 4 ranges. Primarily designed as station rejector for R.C. Suitable for harmonic suppression and many other uses with slight alteration. Tuning dial with lock. Aerial in and out sockets. Brand new 25/- P. & P. 5/-.

4 VALVE 4 WATT AMPLIFIER
"C" Core transformers A.C. Mains 110/230 volts 600 ohms of high impedance input. Output 3 or 600 ohms (state choice). Controls: On/Off switch. Gain control. Indicator light. Valve inspection panel. 19 x 7 x 7 in. Brand new in maker's carton. 78/6. Carr. 10/-.

ROTARY TRANSFORMER
12v. D.C. input, 250v. D.C. output at 125mA. Size 3 1/2 x 5 1/2 in. Brand new, 17/6. P. & P. 5/-.

R.F. ANTENNA TUNER (A.T.U.)
Calibrated scale, ideal 150/80/40 metres. Limited number only. Brand new with instructions, 17/6. P. & P. 7/6.

ALL 19 SETS AND PARTS AVAILABLE
S.A.E. ALL ENQUIRIES—LIST 1/-

A.J. THOMPSON (Dept. P.W.)
"ELLING LODGE", CODICOTE, HITCHIN, HERTS.
Phone: CODICOTE 242

RECEIVERS & COMPONENTS
(continued)

R & R RADIO

(Proprietor: B. Green)

51 Burnley Road, Rawtenstall
Rossendale, Lancs.
Tel: Rossendale 3152

Boxed Valves	Fully Guaranteed	
EF80 4/-	PCC84 5/-	PY33 7/6
ECC82 4/-	PCF80 5/3	30P19 7/6
ECL80 6/-	PL81 5/-	P304 7/6
EB91 2/-	PY81 5/-	U191 7/6
EF85 5/-	PY800 5/-	U310 7/6
EY86 5/6	PL36 7/6	PCL83 7/6

Radio chassis, modern valve type in clean condition. Res valves, 25/- post paid.
Fireball tuners complete with valves, £1 post paid. Tuners less cover cans and valves, 9/- post paid. Your selected tuner, if available, 25/- post paid. Postage, one valve 9d. extra, two valves 6d. each extra, three or more 2d. per valve extra.
Stamped addressed envelope with all enquiries please

465 Kc I.F. trans. size 1 1/2 x 1 1/2 x 3 1/2 in. New, boxed, 7/- per pair.
Min. panel meters 500 µA scaled 1 mA 1 1/2 in. OSD, 14/-.
Whip aerials 12ft., 3 screw sections in case with insulated base 18/-.
B.N.C. co-ax plugs and Sks 2/6 each. Motors 12V with G.B. 6 r.p.m. 16/6. 24V 200 r.p.m. 12/6. Trans. 230V to 28V at 1 amp 17/-, 230V to 6.3 ct twice at 3 amps and 6.3 1 amp 17/-.
Head and mike sets used, 11/6.
Co-ax cable, 30ft. lengths, 3in. dia. 80 ohm 17/-.
Aerial wire, 100ft. coils insulated with 3 chain link insulators, 10/-.
Headphones HS33 600 ohm, used cond. 15/-.
45 Mc/s miniature I.F. strip 10 valves, new 39/6. 24V Blowers 5in. dia. 6in. long, 7,600 r.p.m., ex equip. 37/-.
Tuning controls. 500 pF fitted auto stop 7/6. Dipole aerial 80ft. with 2 chain link insl. 11/6. Control box with 5 swts, 8 pots, push swt, dial lamp 8/6. Meters 2 1/2 in. Fl Rd 350 mA and 50 mA 15/-, 12 amp R.F. 10/-.
All prices include post or carriage. Send 6d. for lists.

B. SLATER

55 Handsworth Road, Sheffield 9

VALVES

... salvaged but tested and guaranteed for 3 months. Our assortment 12/- doz., selected to your requirements 5/- each, if unable to supply immediate cash refund.

Large bags of capacitors and resistors, 5/- per bag.

HURRY, HURRY. Stocks good but selling fast.

R. J. ELECTRONICS
280 Lake Road
Portsmouth, Hants.

RECEIVERS & COMPONENTS
(continued)

TRANSMITTING VALVES, 813 or 4B13.
also 811-G.B., 3 Guildford Close, West
Worthing, Sussex. Worthing 6151.




This set is made up of 3 separate units: (1) a two valve amplifier using a 6V6 output valve; (2) (same only, not built in the very latest models) a V.H.F. transceiver covering 225-241 Mc/s using 4 valves; (3) the main short wave transmitter/receiver covering in two switched bands, yet below 2 Mc/s-4 Mc/s, and 4 1/2 Mc/s-8 Mc/s (approx. 160-37.5 metres) using 9 valves. For R.T., C.W. and M.C.W. The receiver is superheterodyne having 1 R.F. stage, frequency changer, two I.F. (465 Kc/s) signal detector, A.V.C. and output stage. A B.F.O. included for C.W. or single side-band reception. T.X. output valve 807, other valves metal bases. Many extras, e.g. netting switch, quick flick dial settings, squelch etc. Power requirements LT 12 volts. HT receiver 275 volts D.C. HT transmitter 500 volts D.C., size approx. 17 1/2 x 7 1/2 x 11ins. Every set supplied in new or as new condition in carton with book including circuits, only £4.10.0d., or Grade 2 slightly used 50/- carriage both 15/-.

A FULL KIT of brand new attachments for this set including all connectors, control box, headphones and mike, aerial tuning unit, co-axial lead etc. at only 45/- carriage 5/-. WE MAKE A MAINS 200/250 VOLT POWER UNIT in louvered metal case to plug direct into set power socket to run (1) receiver, 70/- post 5/-, (2) TX and RX, £8.10.0 post 7/6d. (3) 12 Volt DC P.U. for receiver, 50/- carriage 5/-.

A charge of 10/- to unpack and test the receiver of these sets is made only if requested.

V.H.F. TRANSRECEIVER MK. 1/1



This is a modern self contained tunable V.H.F. low powered frequency modulated transceiver for R.T. communication up to 8-10 miles. Made for the Ministry of Supply at an extremely high cost by well known British makers, using 15 midget B.C. 7 valves, receiver incorporating R.F. amplifier. Double superhet and A.F.C. Slow motion tuning with the dial calibrated in 41 channels each 200 Kc/s apart. The frequency covered is 39 mc/s-40 mc/s. Also has built-in Crystal calibrator which gives pips to coincide with marks on the tuning dial. Power required LT 4 1/2 volts. HT 150 volts, tapped at 90 volts for receiver. Every set supplied complete with valves and crystals. New in carton, complete with adjustable whip aerial, and circuit. Price £4.10.0 carriage 10/-. Headset or hand telephone 30/-. Internal power unit stabilised for 200/250 volts AC input £8.10.0 extra.

Resistors. 1/4W, 10%, High Stab. 3/- per doz. 18/6 per 100.
Capacitors. Min. Electrolytic. Pack of 12 9/-.
Polyester and foil. Pack of 12 6/-.
Transistors. (See Lists for large selection). Matched Output Kit. OC81D + 2xOC81. 7/8 per set.
Type 1020 PNP Germ. AF.50mW. 8/- per doz.
OC44, OC45, OC70, OC71, OC81, OC81D 2/3 each.
BC108, 5/8 each. OC25, 7/8, OC36, 10/-
For complete list of Laboratory Components send s.a.e. to
Laboratory Equipment (Elec.). 38 Crawford St., London W.1.

PADGETTS RADIO STORE

OLD TOWN HALL,
LIVERSEDGE, YORKS.

Telephone: Cleckheaton 2866

VALVE LIST

Ex. Equipment. 3 months' guarantee

10F1, EF80, EB91, ECL80, EF50, PY82, PZ30, 20P3. All at 10/- per doz. Post paid. Single valves post 7d.

ARP12	1/6	PL36	5/-	10P13	2/6
EB91	9d.	PL38	7/-	185BT	8/6
EBF80	3/-	PL81	4/-	20D1	3/-
ECC81	3/-	PY33	5/-	20L1	5/-
ECC82	3/-	PY81	1/6	20P1	5/-
ECC83	4/-	PY82	1/6	20P3	2/6
ECL80	1/6	PZ30	5/-	20P4	8/6
EF50	1/-	U25	5/-	5U4G	4/-
EF80	1/6	U191	5/-	6B8	1/8
EF91	9d.	U281	5/-	6K7	1/9
EL38	5/-	U282	5/-	6K25	5/-
EY86	5/-	U301	5/-	6P25	5/-
KT36	5/-	U329	5/-	6U4	5/-
PCC84	2/-	U251	5/-	6V6	1/9
PCF80	2/-	U801	8/6	6P28	5/-
PCL82	4/-	10C2	5/-	EY51	2/6

New Boxed TV Tubes, 14in. MW36/44. 40/- Carriage 10/-, 12 months' guarantee.

90 degree Tubes. Twelve months' guarantee. Slight glass fault. 30/- and 50/- Carriage 10/-

Special Offer. 19 Sets, Mark 3, in good clean condition. Parts removed. B section. 807 valve and TX section made US. Receiver Bench Tested all you would need is a Power Pack. Price 35/- Carriage 10/-.

Speakers, removed from TV sets, all 3 ohm PM. and perfect. 6 x 4in. and 6in. round. 3/-, post 2/9. 6 for 22/-, post paid. 7 x 4in., 5/-, post 2/9. 6 for 34/-, post paid. 8in. round. 6/6, post 3/6. 10 x 5in., 10/-, post 3/6. 8 x 5in., 6/6, post 3/6.

New 12in. Speakers with built in tweeter. 28/6, post paid.

Ex Equipment Ekco L.O.P.T. U25 type or U26. 17/6, post 2/-.

Silicon Rectifiers, 500mA 800 PIV. 2/6. 6 Amps 400 PIV. 4/-.

Thyristors, 5 Amp 100 PIV. 6/6. 5 Amp 200 PIV. 8/-, 5 Amp 300 PIV. 10/-, 5 Amp 400 PIV. 12/-, post paid.

Reclaimed Tubes. Six months' guarantee. AW43/80. 40/-, MW43/80. 30/-, MW43/89. 30/-, CRM172. 30/-, CRM142. 17/-, 12in. Tubes. 10/-, 17in. Tubes. perfect but without guarantee. 17/- Carriage on any Tube in G.B. 10/-.

Ex Washing Machine Motors. Fully guaranteed. Single phase 1/2 h.p., 26/-, Sixth h.p., 15/- Plus carriage, 10/-.

Jad Personal Earpiece, small or large plug. 1/11. Post paid.


Top Grade Diodes. 3/6 per dozen. Post paid. No duds.

Top Grade 5star Tapes. 7in. Standard. 11/6. L.P. 14/-, 7in. D.P., 19/6. 5in. Standard. 7/9. L.P., 10/-, Post 1/6 per tape.

New Test Set Type 5B. Complete with valves and 0-1 mA 3in. meter LESS crystal. 35/-, Carr. 10/-.

Our new Walk Round Room is now open. Full of Surplus Bargains. Also our Special Department, nothing over sixpence.

PRICE
SPECIAL RADIO CHASSIS OFFERS



High Fidelity stereo/tuner amplifier. A four wave band tuner unit integrated with a powerful 16 watt high fidelity push-pull stereo amplifier. The most advanced comprehensive chassis yet designed.

8 Piano Key Selectors. Separate bass and treble controls. Full tape recording and play back facilities. Complete with a 4 speaker system (2-4in. tweeters, 2-10in. bass speakers) plus BSR 4 speed record changer. Model UA70 with ceramic cartridge and diamond stylus.

Fully guaranteed for one year including all valves.

Special Package offer only £74.5.0. (Chassis only 49/- Gns.)

Terms

£24.15.0 deposit followed by 24 Monthly Payments of £2.11.7 (total H.P. £86.13.0) + 17/6 P. & P. Send £25.12.6 NOW.

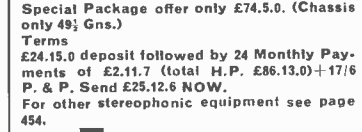
For other stereophonic equipment see page 454.

Illustrated in this advertisement is just one fine cabinet from the Lewis Radio Range.

Each Lewis Radio Cabinet is carefully made by British Craftsmen and soundly constructed from the best materials available.

Fill in coupon below to obtain FREE catalogue showing this wonderful range of cabinets.

Lowflex



ELECTRONICS GALORE!
IN THE
dca CATALOGUE

THE CONVENIENT WAY TO SHOP FOR ALL YOUR ELECTRONIC NEEDS.

EVERYTHING FROM SINGLE COMPONENTS TO COMPLETE EQUIPMENT ALL AT BEST VALUE PRICES.

SEND 2/6d. NOW FOR YOUR COPY TO:-

dca ELECTRONICS LIMITED
28 UXBRIDGE ROAD, EALING, W.5

FREE THE NEW LEWIS RADIO CATALOGUE

Designed to assist your choice of Cabinet.

The New Lewis Radio Cabinet Catalogue - the most comprehensive ever prepared. Sent absolutely FREE!

Also available comprehensive range of stereophonic radiogram, chassis and matching equipment. See page 454

Please send your FREE cabinet catalogue Stereophonic equipment leaflets

NAME

ADDRESS


..... (Dept. P107)

Capitals please
Personal callers welcome



1/2 PRICE SPECIAL RADIO CHASSIS OFFERS

HI-FI CONTINENTAL
STEREOPHONIC RADIOGRAM CHASSIS



Magnificent 'Continental' Stereophonic Radiogram Chassis with piano key switches, built-in ferrite rod aerial. Comes complete with two 10" elliptical loudspeakers, plus a mono/stereo 4-speed automatic record changer. Complete 29½ gns. (Units available separately if required. Chassis only, 21 gns.).

Special terms available of £10.66 deposit followed by 18 monthly payments of £1.73 (total H.P. of £34.17.0) + 17/6 P. & P. Send £11.4.0 now.

IMPERIAL HI-FI
STEREOPHONIC RADIOGRAM CHASSIS



The Imperial Stereophonic 4 waveband chassis has the most advanced specifications yet offered in this country. There is a built-in ferrite rod aerial, seven piano key buttons, controlling mono/stereo selection, GramLong Medium Short-FM-ON/OFF. The unit comes complete with two 10" elliptical loudspeakers plus a mono/stereo 4 speed automatic record changer. Complete £41.9.6. Chassis only, 29½ gns.

Special terms available of £13.16.6 deposit followed by 24 monthly payments of £1.8.10 (total H.P. £48.8.6) + 17/6 P. & P. Send £14.14.0 now.

EMPRESS HI FI
AM/FM STEREOPHONIC CHASSIS



This most advanced radiogram chassis with automatic push button selection covers short, medium and long wavebands plus V.H.F./F.M. Offered complete with 2 10 x 6 speakers 4 speed Stereo/Mono autochanger only £35.19.6. Chassis only, 25½ gns. Special terms available of £12 deposit followed by 18 monthly payments of £1.11.7. (total H.P. £40.8.6) + 17/6 P. & P. Send £12.17.6 now.

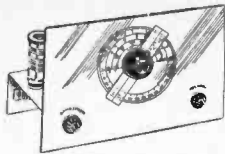
All Lewis Radio equipment including valves are fully guaranteed for one year free of charge. For other Stereophonic Equipment and Cabinets, see page 453. Send your cheque or P.O. today while stocks last to Dept. P.107.

Personal callers welcome

LEWIS radio

LEWIS RADIO, 100, CHASE SIDE, SOUTHGATE
LONDON, N.14. Telephone: PAL 3733/9666

LISTEN TO THE WORLD on TELSTAR our



1-VALVE
SHORT WAVE
RADIO

Receives speech and music from all over the world.

Price includes valve and one coil covering 40-100 metres. Can be extended to cover 10-100 metres. Can be converted to 2 or 3 valve and all-mains speaker use.
Total building costs **35/-** P. & P. 2/-
All parts available separately.

POCKET RADIO



Covers Medium waveband. No batteries needed. Complete with earpiece.
Only **12/6** P. & P. 2/-

MAINS POWER PACKS

The ideal economical and safe way of running any Transistor Radio, Record Player, Tape Recorder, Amplifier, etc. from A.C. Mains. The MAJOR "Power Plus" for 9v., 7½v., 6v., 4½v.; Single Output. P. & P. 2/6 **39/6**
For 9v. + 9v.; 6v. + 6v.; 4½v. + 4½v. Two separate outputs. P. & P. 2/6 **42/6**
Please state outputs required.
The BIJOU "Power Plus". For the smaller set using PP3 type battery. **17/6**
P. & P. 2/6

NOW AVAILABLE — MAINS POWER PACK FOR CASSETTE RECORDER

For use with Philips, Stella and all types operating on 7½ volts. Complete with DIN plug, ready to use. P. & P. 2/6. **ONLY 45/-**
All units are completely isolated from mains by double wound transformer ensuring 100% safety.

FOR THE CONSTRUCTOR!

Crystal Radio **8/6** M.W. Tape Tuner **20/-** with case. for your recorder
Supplied with easy to follow instructions. All parts available separately.

R.C.S. PRODUCTS (RADIO) LTD.

(Dept. P.W.), 11 Oliver Road, London, E.17



**SUPPLIERS OF
ELECTRONIC
EQUIPMENT
TO ...**

- * ALL RADIO ENTHUSIASTS
- * UNIVERSITIES
- * COLLEGES
- * ALL SCHOOLS

**OFFICIAL SUPPLIERS TO MANY
EDUCATION AUTHORITIES**

Usual Educational Discounts

**OUR NEW 1966/67
illustrated catalogue
NOW AVAILABLE**

(send 2/- in stamps
for your copy)

INCLUDES

Valves, Transistors, Transformers, Loudspeakers, Recording Tape, Coils, Resistors, Condensers, Potentiometers, Chassis, Rectifiers, Test meters, Microphones, Tools, Solder etc.

ALPHA RADIO SUPPLY CO

103 Leeds Terrace,
Wintoun Street, Leeds 7
Telephone 25187

4-STATION INTERCOM



£69/6

Solve your communication problems with this 4-Station Transistor Intercom system (1 master and 3 Subs), in de-luxe plastic cabinets for desk or wall mounting. Call/talk/listen from Master to Subs and Subs to Master. Ideally suitable for Business, Surgery, Schools, Hospital, Office and Home. Operates on one 9V battery. On/Off switch. Volume control. Complete with 3 connecting wires each 96ft. and other accessories. P. & P. 6/6.

WIRELESS INTERCOM

No batteries—no wires. Just plug in the mains for instant two-way, loud and clear communication. On/off switch and volume control. Price 8 gns. post paid.

INTERCOM/BABY ALARM



Originally 6 gns.
UP PRICE ONLY 57/6

Same as 4-Station Intercom for two-way instant communication. Ideal as Baby Alarm and Door Phone. Complete with 6ft. connecting wire. Battery 2/6. P. & P. 3/6.



Transistor TELEPHONE AMPLIFIER

Usualy 6 gns.
55/-

Why not boost business efficiency with this incredible De-luxe Telephone Amplifier. Take down long telephone messages or converse without holding the handset. A useful office aid. On/off switch. Volume Control. Battery 2/6 extra. P. & P. 2/6. Full price refunded if not satisfied in 7 days.
WEST LONDON DIRECT SUPPLIES (PW/10)
169 KENSINGTON HIGH STREET, LONDON W.8



39/6

£2
POST FREE

On your own
TRANSISTOR PORTABLE!
* Boosts Luxembourg and 'Pop' stations
* No Plugs—No Connections! Just place Dewtron Wave Trap near radio.

* Extends Battery life — reduces 'fading'.
* Use in car, caravan, without aerial.
With PP3 battery (life several months).

D.E.W. LTD., Dept. P.W., Ringwood Road,
FERNDOWN, Dorset.

AMATEUR RADIO G3NAP SPECIALISTS G3PQQ

STOCKISTS

Full range Lafayette Receivers, Partridge "Joystick" antennas and tuners. Eagle products. Electroniques manual and products. R.S.G.B. publications. Sommerkamp transmitters and receivers. Tokai transceivers (Amateur's licence required), Kw transmitters, receivers, etc. Contactor switchgear mobile equipment. Swan transceivers (Amateur's licence required), etc., etc. SAE Lists.

SWANCO PRODUCTS LTD.
247 HUMBER AVENUE
COVENTRY

Open all day Sat. Tel: COV. 22714

WE CAN SUPPLY FROM STOCK MOST OF THE PARTS SPECIFIED ON CIRCUITS IN THIS MAGAZINE. SEND LIST FOR QUOTATION.
OR BETTER STILL—BUY THE NEW 1967 CATALOGUE. EVERYTHING YOU NEED IS LISTED AND AVAILABLE FROM STOCK.

RADIO CONTROL TRANSMITTER/RECEIVER
Crystal controlled transistor tone transmitter in metal case with telescopic aerial. £9.19.6, p.p. 3/6. Sub-miniature 5 transistor tone receiver. £6.19.6, p.p. 1/6. Combination price of two units £16.16.0, p.p. 3/6. Both units built and tested. Complete range of parts in stock for radio control—see Catalogue.



SCR's (THYRISTORS)
1 AMP., 3 AMP., 7 AMP. SERIES
1 amp 3 amp 7 amp
50 P.I.V. . . . 5/- 6/-
100 P.I.V. . . . 5/- 7/6
200 P.I.V. . . . 6/6 10/- 13/-
300 P.I.V. . . . 10/- 11/8 15/-
350 P.I.V. . . . 11/6 12/-
400 P.I.V. . . . 12/6 12/6 17/6
All types are Brand New and Guaranteed.

SEMICONDUCTOR CATALOGUE
Contains details and prices of hundreds of Transistors, Diodes, Rectifiers. 24 pages—fully illustrated with data. 1/- post paid.

HI-FI DISCOUNTS
Ask for Stock List of Hi-Fi Equipment—all the well known makes. Special discount prices. Visit our Hi-Fi Showroom.



HENRY'S RADIO LTD.

303 EDGWARE ROAD, LONDON, W.2
P.A. Division 1008/9 (STD: 01-723 1008)
Open Mon. to Sat. 9-6. Thurs. 1-3 p.m.
Open all day Saturday

GARRARD DECKS—BRAND NEW, FULLY GUARANTEED

1000 mono	£5 19 6	4SP25 stereo	£10 19 6	401 less cart./arm	£27 10 0
AT5 mono	£6 9 6	4SP25 Deram	£13 19 6	Decadee Mk. II	£17 17 0
2000 mono	£6 9 6	AT60 Mk. II less cart.	£11 19 6	A70 less cart.	£17 17 0
2000 stereo	£8 19 6	AT60 Mk. II mono	£12 10 0	(P. and P. 5/- any type)	
3000 im stereo	£7 19 6	AT60 Mk. II stereo	£12 19 6	4SP25 Preset	Turntable,
4SP25 less cart.	£9 19 6	AT60 Mk. II Deram	£15 19 6	Case, Version 30/- extra	
4SP25 mono	£10 19 6	LAB80 Mk. II	£25 0 0	AT60 Mk. I mono	£10 19 6

All other makes of decks and cartridge in stock

RADIO CONTROL RECEIVER
"TINYTONE" 27 mc/s band receiver.
Printed circuit construction. Sensitive 4-transistor design. Size only 2" x 2" x 1". Complete with circuit and instructions.
TOTAL COST 55/- P.P. TO BUILD 1/6
(Circuit, etc. 1/3 separately).

DEAC RECHARGEABLE BATTERY
9.6 volt 225mA/h
DEAC CHARGER
To charge 3.6 volt and 9.6 volt packs.
Fully mains isolated
In moulded case.
45/- P.P. 2/-

MULTI-METERS-SCOPE
PT34 1kv 39/6 TP58 30kV £5.19.6
TP10 2kV 75/- EP30k 30kV £8.10.0
TP1-2 20kV 79/6 500 30kV £2.17.0
Complete range of test equipment in stock

TRANSISTOR TESTER MODEL ZQM-2
Test NPN and PNP for Gain/Leakage, etc. Large size Meter. Complete with full instructions, Leads and Battery. Fully Guaranteed. Price £7.0 post paid. Large range of panel meters in stock—see Catalogue.

GARRARD BATTERY
Brand New with R/P head, erase/osc. head, tape cassette. Specifications and osc. circuits. 2 speed 2-track 9 volt operated. List Price 13 gns.

PRICE £8.19.6 P. & P. 3/6

TAPE PARCEL FOR THE EXPERIMENTER. 5-transistor unit on PC board, tape head, erase, mic., speaker, plus oct. diag. Price 39/6, p.p. 2/6.

MW/LW QUALITY TRANSISTOR RADIO TUNER
Fully tunable superhet with excellent sensitivity and selectivity, with front panel, etc. 9 volt operated. Use with any amplifier or tape recorder.
TOTAL COST TO BUILD £3.19.6 P.P. 2/6

REGENT-6 MW/LW POCKET RADIO TO BUILD
6-Transistor superhet. Geared tuning. Push-pull speaker output. Moulded cabinet 5 x 3 x 1 1/2 in. Phone socket.
TOTAL COST TO BUILD 69/6 P.P. 2/-

STABILISED POWER SUPPLY
Two outputs. 3.6 volt and 9.6 volt up to 250mA each. Transistorised and Zener stabilised. 110 to 250 volt mains input. In case with leads. PRICE 67/6, p.p. 2/6.

5 WATT AMPLIFIER
6-Transistor Push-pull, 3 ohms, 6mV into 1K, 12/18V supply. 2 1/2 x 2 x 1 1/2 in.
BUILT AND TESTED 69/6 P.P. 2/-
(optional mains units 54/-)
Matching Pre-amplifier, 6 inputs, treble/bass selector / volume controls. 6-10mV output. 6-18V supply. 70/6, p.p. 2/6.
For use with any Transistor Amplifier LEAFLET ON REQUEST.

FMT41 FM TUNER. 6-transistor, 3 diode design. Completely built and tested.
£6.19.6 P.P. 2/-
AMT41 Med. Wave Tuner. Built ready to use. 79/6, p.p. 2/-.

27 Mc/s BAND RADIO CONTROL
Sub-miniature crystals 17/6 each
Matched pairs for superhet 35/- pair
(State 455 kc/s or 470 kc/s I.F.)
Complete range of Receiver and Transmitter Kits in stock—leaflets on request.



NEW VALVES!

Guaranteed Set Tested 24-HOUR SERVICE

1N5	5/-	DF91	2/9	ECC85	5/3	EY51	5/11	PCL84	7/-	U801	16/-
185	3/9	DF98	5/11	ECH35	5/9	EY86	5/8	PCL85	8/3	UABC80	5/-
1T4	2/9	DK32	7/-	ECH42	8/9	EZ40	6/8	PL36	9/-	UAF42	6/11
384	4/3	DK91	5/-	ECH51	5/3	EZ80	4/3	PL81	6/9	UBCA1	6/8
3V4	5/8	DK96	6/3	ECH84	7/8	EZ81	4/6	PL82	6/9	UBF89	5/9
6F1	6/3	DL33	6/6	ECL80	5/9	EZ82	8/9	PL83	5/11	UCC84	7/9
6L18	6/-	D135	4/9	ECL82	6/-	KT81	6/3	PL84	6/3	UCD85	8/9
10F1	9/8	D135	4/3	ECL86	7/8	N78	14/6	PL86	8/3	UCF80	8/-
10F13	8/3	D184	5/6	EP39	3/6	PC86	7/9	PL87	8/3	UCH42	8/6
20F2	10/3	DL96	5/11	EP41	3/3	PC88	7/9	PL88	5/11	UCH81	5/9
20P1	8/9	DY86	5/8	EP80	4/9	PC87	5/9	PL89	4/9	UCL82	6/9
20P4	13/6	DY87	5/8	EP85	5/-	PC90	8/-	PL90	5/3	UCL83	8/6
30P5	9/9	SABC90	5/6	EP88	8/-	PC84	5/3	PL90	5/11	UF41	7/9
30P4	11/6	EB41	7/9	EP89	4/9	PC89	9/9	PL91	5/11	UF41	7/9
30P19	11/6	EBP80	5/9	EP183	6/-	PC189	8/3	R19	6/8	UF89	5/8
DAC32	6/9	EHF85	5/9	EP184	5/8	PCP80	6/3	U25	9/6	UL84	6/-
DAF91	3/9	ECC81	3/9	EL33	6/3	PCP82	5/9	U26	9/6	UL41	7/9
DAF96	5/11	ECC82	4/8	EL41	8/-	PC182	8/3	U191	10/-	UV41	5/3
DF33	7/6	ECC83	5/8	EL84	4/6	PCL83	8/3	U301	11/6	UY85	4/9

Postage on 1 valve 9d. extra. On 2 valves or more, postage 6d. per valve extra. Any parcel insured against damage in transit 6d. extra. Office address, no callers.

GERALD BERNARD

83 OSBALDESTON ROAD, STOKE NEWINGTON, LONDON, N.16

TV TUBES REBUILT & RESCREENED

by Britain's largest independent Tube Rebuilder

SUFFOLK TUBES LTD.
1/3 Upper Richmond Road Putney, London, S.W.15
Tel: Vandyke 4304/5267

MIDLAND TUBES LTD.
467/483 Oldham Road Manchester, 10
Tel: Collyhurst 4112

BI-PRE-PAK LTD

222-224 WEST ROAD, WESTCLIFF-ON-SEA, ESSEX
PHONE: SOUTHEND (0502) 48344

NEW FROM THE U.S.A.
"TEXAS" Integrated Circuits

SN7360	Quadruple 2 Input NAND/NOR Gate	19/6	Transistors	Price
SN7430	8 Input positive NAND Gate	21/6	AF114	4/-
SN7302	Dual J-K Flip-Flop with pre-set	35/-	AF115	3/-
F.E.T.'s.	Field Effect Transistors.		AF117	4/-
2N3822	'N' Channel 4-lead	15/-	AF118	3/6
			AF119	3/8
			AF128	10/-
			BSY96A	5/-
			OC22	5/-
			OC23	10/-
			OC26	8/-
			OC26	5/-
			OC28	5/-
			OC35	5/-
			OC41	2/8
			OC42	2/8
			OC71	2/8
			OC72	2/8
			OC73	5/-
			OC81	2/8
			OC81D	2/8
			OC83	4/-
			OC139	2/8
			OC140	2/8
			OC170	3/-
			OC171	4/-
			OC200	5/-
			OC201	8/-
			2033A	5/-
			2N697	5/-
			2N706	5/-
			2N1302 or 3	4/-
			2N1304 or 5	5/-
			2N1306 or 7	8/-
			2N1308 or 9	8/-

FANTASTIC! BARGAINS OF THE YEAR

OC45	IF transistor	1/9
OC44	Osc. transistor	1/11
OA9	Equal to OA5	2/-
OC36	Power transistor (better than OC35)	7/6

GENUINE TRANSISTORS NOT REMAKES

No.	PRE-PAKS	PRICE
A1.	6-Silicon rectifiers BY100 type	20/-
A2.	10-Relays mixed types and voltages	20/-
A3.	20-Mixed marked and tested trans.	20/-
B1.	50-Unmarked, untested, trans. new	10/-
B2.	30-Trans. new tested, but unmarked	10/-

ALL OUR SEMICONDUCTORS HAVE A WRITTEN GUARANTEE

Send for our FREE lists and catalogue of all our products. Check your own equivalents with our free substitution chart.

FIRST EVER LOGIC KITS. Learn for yourself how computers work, even make one for yourself. Full instructions for a noughts and crosses machine, binary counters, timers, etc. L.1 5 gns. L.2 10 gns. No need to purchase both kits, you can start with L.2, which incorporates L.1. DETAILS FREE.

NO CONNECTION WITH ANY OTHER FIRM. MINIMUM ORDER 10/-. CASH WITH ORDER PLEASE, add 1/- post and packing. OVERSEAS ADD EXTRA FOR AIRMAIL.

Head Office and Warehouse
44A WESTBOURNE GROVE
LONDON W2
Tel. PARK 5641/2/3

Z & I AERO SERVICES LTD.

Please send all correspondence and Mail-Orders to the Head Office

When sending cash with order, please include 2/6 in £ for postage and handling

MINIMUM CHARGE 2/- No C.O.D. orders accepted

Retail Shop
85 TOTTENHAM COURT ROAD
LONDON W1
Tel. LANGHAM 8403
Open all day Saturday

OA2	6/-	6AK5	5/-	6F13	6/6	11E3	55/-
OA3	10/-	6AL5	3/-	6F14	15/-	12AC6	8/-
OB2	6/-	6AM6	4/-	6F15	11/-	12AD6	6/-
OC3	6/-	6AN8	10/-	6F17	6/-	12AF9	7/8
OD3	5/-	6AQ4	5/-	6F18	7/8	12AL5	7/8
OZ4A	5/-	6AQ5	5/6	6F23	14/-	12AQ5	7/-
LA3	4/-	6AR5	6/-	6F25	14/-	12AT6	5/-
LA5GT	5/-	6AR6	6/-	6F28	13/-	12AT7	4/-
LA7GT	5/-	6AR8	17/8	6H6	2/-	12AU6	6/-
LB3GT	8/-	6AS5	5/-	6J4	9/-	12AU7	5/8
LC5GT	5/-	6AS6	8/-	6J5G	4/-	12AV6	5/8
LD6	5/-	6ASTG	15/-	6J6	3/8	12AV7	8/-
LD8GT	6/-	6AT6	4/6	6J7	9/-	12AW6	20/-
LG4GT	8/-	6AU6	5/8	6J7G	5/-	12AX7	6/-
LG6GT	7/-	6AU8	9/-	6K6G	6/-	12AY7	10/-
LI4	9/8	6AV5GT	4/-	6K7GT	5/-	12BA4	9/-
LN5GT	8/-	6AV8	5/-	6K8G	4/-	12BA5	5/-
LR4	6/-	6AW8A12/6	6/-	6LGC8	8/-	12BB6	5/8
LR5	6/-	6B4G	17/-	6L7	5/-	12BH7	6/-
LR8	5/-	6B8	7/-	6L8	6/-	12B7	10/-
LR9	4/8	6B9G	2/8	6L18	6/-	12C8	4/8
LR4	5/-	6B3	9/8	6LD20	5/-	12E1	20/-
LT5GT	6/-	6B47	15/-	6N7GT	7/-	12F5	8/-
LU4	5/-	6BE5	4/8	6P28	17/8	12K8	8/-
LU5	6/-	6BF6	6/-	6P28	12/8	12Q7G	4/-
LV2	10/-	6BF7	15/-	6Q7	7/-	12R47	7/-
LV3	12/8	6BF8	15/-	6R7G	6/-	12R7G	4/-
2AR15A80	6/-	6RH6	7/8	68A7	7/-	12R7G	5/-
2C26A	7/-	6B36	7/6	68C7	9/-	12RH7	4/-
2C34	7/8	6BK4	22/8	68V5	9/-	12S7	4/-
2C40	65/-	6BK7A	9/-	68V7	7/-	12S7	4/-
2C51	10/-	6BL7GT	4/-	68V7	7/-	12S7	4/-
2C54	12/-	6B3	9/8	68H7	4/-	12S7	4/-
2I21	6/-	6BN6	7/8	68K7	7/-	12S7	4/-
2Q26	22/8	6BQ7A	7/8	68K7	7/-	12S7	4/-
3A4	4/-	6BR7	11/-	68K7GT	4/8	20D1	9/-
3A5	7/-	6BR8	5/-	68L7GT	6/-	20D1	9/-
3A6	6/8	6B9	9/8	68L7GT	6/-	20D1	9/-
3B7	5/-	6BW6	7/-	68O7	7/-	20P1	12/-
3B28	40/-	6BW7	10/-	68R7	7/-	20P3	12/-
3D6	4/-	6BZ6	6/-	6T8	6/8	25L6GT	6/8
3Q4	7/-	6BZ7	11/-	6U8	7/8	25Z4G	6/-
3QG5GT	6/8	6CG6	3/8	6UR4	9/8	11N7	30/-
3V4	6/-	6C5	8/-	6VGT	6/8	150B3	8/-
384	6/-	6C5GT	6/-	6X4	4/-	28D7	7/-
4B32	30/-	6C6	4/-	6X5GT	5/8	30C1	6/3
4E27	60/-	6C21	12/-	6Y6G	9/-	30C15	13/8
4THA	8/-	6C6GA	7/-	7AG7	6/-	812A	55/-
4TSP	8/-	6C7	6/8	7B7	11/-	30C18	14/-
4X150A	100/-	6C8	6/8	7B7	7/-	30F5	14/-
5R4CY	9/-	6CL6	9/-	7C5	11/-	30FL1	15/-
5U4G	6/8	6CUC	11/-	7C6	6/8	30FL13	17/-
5U8	8/-	6CG	5/-	7G1	7/8	30FL14	17/-
5Y3GT	5/-	6CV7	11/-	7H7	8/-	30FL15	17/-
5Z3	7/8	6D4	15/-	7H7	22/-	30L15	15/-
5Z4G	7/-	6D6	3/-	7Y4	8/-	30L17	15/-
630L2	12/8	6D1K6	8/-	7Z4	6/-	30P12	15/-
6A8	3/-	6DQ6G	11/-	9B3W6	7/-	30P16	7/-
6AR4	6/8	6E8	11/-	9B3W6	7/-	30P17	7/-
6AB7	4/-	6F1	14/-	10P1	9/-	30P19	14/-
6AC5GT10	10/-	6F4	30/-	10P3	8/-	30P11	16/-
6AC7	4/-	6F9	8/-	10P9	10/-	30P13	16/-
6AF4	6/8	6F8	5/-	10P13	9/-	30P14	16/-
6AF9G	11/-	6F7	5/-	10P13	15/-	35A5	10/-
6AG5	2/8	6F8G	5/-	10P14	16/-	35B5	12/-
6AG7	6/-	6F11	6/-	11D3	7/-	35C5	6/8
6AH6	10/-	6F12	4/-	11D5	7/-	35L5	12/-

First Quality Fully Guaranteed



ELECTRONIC VALVES

35L6GT	6/-	5763	10/-	DK96	7/-	ECC91	3/8
35W4	4/8	5814	10/-	DL33	3/8	ECC189	11/-
35Z3	10/-	5881	17/8	DL36	5/-	ECC804	10/-
35Z4G	4/-	5886	20/-	ECC	20/-	ECC807	13/8
35Z4GT	8/8	5965	5/-	DL68	10/-	ECP82	7/8
35Z5GT	5/8	6000	5/-	DL69	12/8	ECP82	12/-
42	6/-	6080	25/-	DL91	5/-	ECP86	9/8
431U	8/-	6146	30/-	DL92	5/-	ECP86	9/8
50A5	12/-	6159	32/-	DL93	4/-	ECH35	11/-
50B5	6/3	6197	20/-	DL94	6/-	ECH42	9/8
50C5	6/-	6197	20/-	DL95	7/-	ECH42	9/8
50C6D6G27/8	6/8	6293	60/-	DL96	7/-	ECH83	7/8
50L6GT	6/-	6380	30/-	DM70	5/8	ECH83	7/8
52KU	7/-	6939	45/-	DM160	10/-	ECL80	7/8
52K18	12/8	7360	30/-	DY30	8/-	ECL81	7/8
52K20	12/8	7551	30/-	DY80	6/8	ECL82	6/8
55CC	30/-	7586	22/8	DY87	7/-	ECL83	9/8
58CC	45/-	7895	22/8	E55L	50/-	ECL84	12/-
75C1	13/-	8002	5/8	E80F	20/-	ECL85	11/8
80	6/-	9005	15/-	E80CC	20/-	ECL86	9/8
83A1	12/-	9005	15/-	E80CC	20/-	ECL86	9/8
85A1	25/-	9005	15/-	E80CC	20/-	ECL86	9/8
85A2	42/8	9005	15/-	E80CC	20/-	ECL86	9/8
85A3	5/8	9005	15/-	E80CC	20/-	ECL86	9/8
90AG	46/-	90AG	46/-	90AG	46/-	90AG	46/-
90AV	46/-	90AV	46/-	90AV	46/-	90AV	46/-
90C1	12/-	90C1	12/-	90C1	12/-	90C1	12/-
90CV	25/-	90CV	25/-	90CV	25/-	90CV	25/-
11N7	30/-	11N7	30/-	11N7	30/-	11N7	30/-
150B2	10/-	150B2	10/-	150B2	10/-	150B2	10/-
150B3	8/-	150B3	8/-	150B3	8/-	150B3	8/-
211	30/-	211	30/-	211	30/-	211	30/-
20D1	9/-	20D1	9/-	20D1	9/-	20D1	9/-
20P1	12/-	20P1	12/-	20P1	12/-	20P1	12/-
20P3	12/-	20P3	12/-	20P3	12/-	20P3	12/-
25L6GT	6/8	25L6GT	6/8	25L6GT	6/8	25L6GT	6/8
25Z4G	6/-	25Z4G	6/-	25Z4G	6/-	25Z4G	6/-
11N7	30/-	11N7	30/-	11N7	30/-	11N7	30/-
150B2	10/-	150B2	10/-	150B2	10/-	150B2	10/-
150B3	8/-	150B3	8/-	150B3	8/-	150B3	8/-
211	30/-	211	30/-	211	30/-	211	30/-
20D1	9/-	20D1	9/-	20D1	9/-	20D1	9/-
20P1	12/-	20P1	12/-	20P1	12/-	20P1	12/-
20P3	12/-	20P3	12/-	20P3	12/-	20P3	12/-
25L6GT	6/8	25L6GT	6/8	25L6GT	6/8	25L6GT	6/8
25Z4G	6/-	25Z4G	6/-	25Z4G	6/-	25Z4G	6/-
11N7	30/-	11N7	30/-	11N7	30/-	11N7	30/-
150B2	10/-	150B2	10/-	150B2	10/-	150B2	10/-
150B3	8/-	150B3	8/-	150B3	8/-	150B3	8/-
211	30/-	211	30/-	211	30/-	211	30/-
20D1	9/-	20D1	9/-	20D1	9/-	20D1	9/-
20P1	12/-	20P1	12/-	20P1	12/-	20P1	12/-
20P3	12/-	20P3	12/-	20P3	12/-	20P3	12/-
25L6GT	6/8	25L6GT	6/8	25L6GT	6/8	25L6GT	6/8
25Z4G	6/-	25Z4G	6/-	25Z4G	6/-	25Z4G	6/-
11N7	30/-	11N7	30/-	11N7	30/-	11N7	30/-
150B2	10/-	150B2	10/-	150B2	10/-	150B2	10/-
150B3	8/-	150B3	8/-	150B3	8/-	150B3	8/-
211	30/-	211	30/-	211	30/-	211	30/-
20D1	9/-	20D1	9/-	20D1	9/-	20D1	9/-
20P1	12/-	20P1	12/-	20P1	12/-	20P1	12/-
20P3	12/-	20P3	12/-	20P3	12/-	20P3	12/-
25L6GT	6/8	25L6GT	6/8	25L6GT	6/8	25L6GT	6/8
25Z4G	6/-	25Z4G	6/-	25Z4G	6/-	25Z4G	6/-
11N7	30/-	11N7	30/-	11N7	30/-	11N7	30/-
150B2	10/-	150B2	10/-	150B2	10/-	150B2	10/-
150B3	8/-	150B3	8/-	150B3	8/-	150B3	8/-
211	30/-	211	30/-	211	30/-	211	30/-
20D1	9/-	20D1	9/-	20D1	9/-	20D1	9/-
20P1	12/-	20P1	12/-	20P1	12/-	20P1	12/-
20P3	12/-	20P3	12/-	20P3	12/-	20P3	12/-
25L6GT	6/8	25L6GT	6/8	25L6GT	6/8	25L6GT	6/8
25Z4G	6/-	25Z4G	6/-	25Z4G	6/-	25Z4G	6/-
11N7	30/-	11N7	30/-	11N7	30/-	11N7	30/-
150B2	10/-	150B2	10/-	150B2	10/-	150B2	10/-
150B3	8/-	150B3	8/-	150B3	8/-	150B3	8/-
211	30/-	211	30/-	211	30/-	211	30/-
20D1	9/-	20D1	9/-	20D1	9/-	20D1	9/-
20P1	12/-	20P1	12/-	20P1	12/-	20P1	12/-
20P3	12/-	20P3	12/-	20P3	12/-	20P3	12/-
25L6GT	6/8	25L6GT	6/8	25L6GT	6/8	25L6GT	6/8
25Z4G	6/-	25Z4G	6/-	25Z4G	6/-	25Z4G	6/-
11N7	30/-	11N7	30/-	11N7	30/-	11N7	30/-
150B2	10/-	150B2	10/-	150B2	10/-	150B2	10/-
150B3	8/-	150B3	8/-	150B3	8/-	150B3	8/-
211	30/-	211	30/-	211	30/-	211	30/-
20D1	9/-	20D1	9/-	20D1	9/-	20D1	9/-
20P1	12/-	20P1	12/-	20P1	12/-	20P1	12/-
20P3	12/-	20P3	12/-	20P3	12/-	20P3	12/-
25L6GT	6/8	25L6GT	6/8	25L6GT	6/8	25L6GT	6/8
25Z4G	6/-	25Z4G	6/-	25Z4G	6/-	25Z4G	6/-
11N7	30/-	11N7	30/-	11N7	30/-	11N7	30/-
150B2	10/-	150B2	10/-	150B2	10/-	150B2	10/-
150B3	8/-	150B3	8/-	150B3	8/-	150B3	8/-
211	30/-	211	30/-	211	30/-	211	30/-
20D1	9/-	20D1	9/-	20D1	9/-	20D1	9/-
20P1	12/-	20P1	12/-	20P1	12/-	20P1	12/-
20P3	12/-	20P3	12/-	20P3	12/-	20P3	12/-
25L6GT	6/8	25L6GT	6/8	25L6GT	6/8	25L6GT	6/8
25Z4G	6/-	25Z4G	6/-	25Z4G	6/-		

PRACTICAL WIRELESS

blueprints

The following blueprints are available from stock. **Descriptive text is not available but the date of issue is shown for each blueprint.** Send, preferably, a postal order to cover cost of the blueprint (stamps over 6d. unacceptable) to Blueprint Department, Practical Wireless, George Newnes Ltd., Tower House, Southampton Street, London, W.C.2.

The Strand Amplifier }	(Oct. 1962)	5/-	The Celeste 7-transistor Portable Radio }	(June 1963)	5/-
The PW Signal Generator }			The Spinette Record Player }		
The Berkeley Loudspeaker Enclosure }	(Dec. 1962)	5/-	Transistor Radio Mains Unit }	(June 1964)	5/-
The Luxembourg Tuner }			7 Mc/s Transceiver }		
The PW Troubadour }	(June 1962)	7/6	The Citizen (December 1961) }		5/-
The PW Everest Tuner }			The Mini-amp (November 1961) }		5/-
The PW Britannic Two }	(May 1962)	6/-	The Beginner's Short Wave Superhet (Dec. 1964)		5/-
The PW Mercury Six }			The Empire 7 Three-band Receiver (May 1965) ..		5/-
Beginner's Short Wave Two S.W. Listener's Guide }	(Nov. 1963)	5/-	Electronic Hawaiian Guitar (June 1965) }		5/-
			Progressive SW Superhet (February 1966) }		5/-
PW "Sixteen" Multirange Meter }	(Jan. 1964)	5/-	Beginner's 5-Band Receiver }	(Dec. 1966)	5/-
Test Meter Applications Chart }			Home Intercom Unit }		

PLEASE NOTE THAT WE CAN SUPPLY NO BLUEPRINTS OTHER THAN THOSE SHOWN IN
★ THE ABOVE LIST. NOR ARE WE ABLE TO SUPPLY SERVICE SHEETS FOR COMMERCIAL ★
RADIO, TV OR AUDIO EQUIPMENT.

PRACTICAL WIRELESS

query service

Before using the query service it is important to read the following notes:

The PW Query Service is designed primarily to answer queries on articles published in the magazine and to deal with problems which cannot easily be solved by reference to standard text books. In order to prevent unnecessary disappointment, prospective users of the service should note that:

(a) We cannot undertake to design equipment or to supply wiring diagrams or circuits, to individual requirements.

(b) We cannot undertake to supply detailed information for converting war surplus equipment, or to supply circuitry.

(c) It is usually impossible to supply information on imported domestic equipment owing to the lack of details available.

(d) We regret we are unable to answer technical queries over the telephone.

(e) It helps us if queries are clear and concise.

(f) **We cannot guarantee to answer any query not accompanied by the current query coupon and a stamped addressed envelope.**

QUERY COUPON

This coupon is available until 6th October, 1967 and must accompany all queries in accordance with the rules of our Query Service.

PRACTICAL WIRELESS, OCTOBER 1967

NEW SOLID STATE HIGH FIDELITY EQUIPMENT ★★

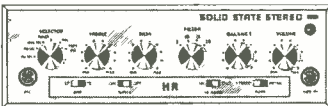
IMPROVED PERFORMANCE · NEW STYLING · NEW MODELS · MONO & STEREO



MPA12 + 12
MPA25
MPA12/3
and
MPA12/15



MP3



SP6-2

MP3. Mono preamplifier. All silicon low noise zener stabilised circuit. Full range of controls—fully equalised inputs for xla pu, dyn/ata m.c., radio tuners, tape head and preamp. Supplied built and tested on metal chassis complete with grey/silver front panels, aln. knobs and handbook. Output 250 mV. Supply 12 to 60 volts 3 mA. Overall size 9½ x 12 x 1¼ in. **MP3 Price £6.19.6. P.P. 3/-**

SP6-2. Mono/stereo preamplifier. Uses 8 silicon/germanium devices. Zener stabilised. Completely new low noise design. Full range of controls and filters. Inputs for magnetic/ta/ceramic cartridges, radio tuners, tape preamp, microphones, tape head, etc. Recent output socket. Supplied built and tested on metal chassis with grey/silver front panel and matching knobs. Complete with input sockets and handbook. Output 250 mV per channel. Supply 12 to 60 volts mA. Overall size 12 x 3½ x 3¼ in. **SP6-2 Price £14.19.6. P.P. 5/-**

SP4. Mono stereo preamplifier as previously advertised. Complete with front panel and knobs. Size 9 x 3¼ x 1¼ in. **SP4 Price £10.19.6. P.P. 3/6**

MPA12/3 and MPA12/15. 12 watt power amplifiers for use with above preamplifiers. Improved response and performance with even lower distortion levels. MPA12/3 for 3 to 5 ohm speakers, 24 28 volt supply. MPA12/15 for 10 to 16 ohm speakers, 40 45 volt supply, uses 8 silicon and germanium devices. Inputs 100 mV for 12 watts, response 10 Hz, 30 Hz to 20 kHz, THD 0.2%, at 12 watts. High gain stable push-pull output design. Built on to metal chassis as illustrated. Overall size 5 x 2 x 3¼ in. Complete with handbook.

MPA12/3 Price £4.10.0. P.P. 2/6 **MPA12/15 Price £5.5.0. P.P. 2/6**

MPA12 - 12. Twin amplifier for mono stereo use with above preamplifiers. Consists of two matched MPA12/15 amplifiers (see above) on single chassis. Output for 10 to 16 ohm speakers. 40 45 volts supply. Overall size 10 x 2 x 3¼ in. **MPA12 - 12 Price £9.19.6. P.P. 4/-**

MPA25. 25 30 watt power amplifier for use with above preamplifiers. New wide-area and layout with improved response and overall performance. Output for 7 to 16 ohm speaker systems. Input 180 mV for full output. Push-pull circuit. Uses 10 silicon and germanium devices. Supply 50 60 volts. Overall size 8 x 2 x 3¼ in. **MPA25 Price £7.10.0. P.P. 3/6**

XP2 and XS4. New preamplifier modules for use where controls of above preamplifiers may not be necessary. XP2 Mono. XS4 Stereo. Input 47 k 4 mV. Equalisation RIAA for mag./dyn. cartridges, also tape head for 12 in. see. to 7½ in. sec. and also 30 ohm dynamic m.c. Sufficient output to drive power amplifiers direct, also headphones. 9 volt operated. **XP2 Price 45/-, P.P. 1/6. XS4 Price 70/-. P.P. 1/6**


CHOICE OF PREAMPLIFIERS MAINS UNITS POWER AMPLIFIERS 12 WATTS MONO TO 60 WATTS STEREO

MAINS UNITS
110 240 volt 50 60 Hz input. M.D.C. fused. Fully smoothed and isolated. MC series has additional choke/capacitor filtering and panel voltage selector. All types on metal chassis.
PS24 40. Output 24 and 45 volts 1 amp. For use with 1 or 2 MPA12/3, MPA12/15, or 1 MPA12-12. **Price 70/-, P.P. 3/-**
MU24/40. Choke smoothed. Output 24 and 45 volt 1 amp. For use with 1 or 2 MPA12/3 and MPA12/15 or 1 MPA12-12. **Price 87/6. P.P. 3/6**
MU60. Choke smoothed. Output 50 volts 1 amp. For use with 1 or 2 MPA25. **Price 95/-, P.P. 4/-**

RECOMMENDED SYSTEMS	
MP3 - MPA12/15 - PS40	£14.12.6. P.P. 6/6
MP3 - MPA12/3 - PS24	£13.17.6. P.P. 7/6
MP3 - MPA25 - M1 60	£18.5.0. P.P. 8/-
SP6-2 - MPA12/12 - M1 40	£28.5.0. P.P. 10/-
SP6-2 - MPA12/3 - M1 24	£28.15.0. P.P. 10/-
SP6-2 - MPA25 - M1 60	£33.5.0. P.P. 10/6
SP4 - 2 MPA12/15 - PS40	£24.0.0. P.P. 9/-
SP4 - 2 MPA12/3 - PS24	£22.15.0. P.P. 9/-
MP2 - 2 MPA12/15 - M1 40	£20.17.6. P.P. 8/-
MP2 - 2 MPA12/3 - M1 24	£19.7.6. P.P. 8/-

16-PAGE BROCHURE
FREE ON REQUEST

THE FINEST VALUE IN HIGH FIDELITY—FULLY GUARANTEED CHOOSE A SYSTEM TO SUIT YOUR NEEDS AND SAVE POUNDS



WE CAN SUPPLY FROM STOCK MOST OF THE PARTS SPECIFIED ON CIRCUITS IN THIS MAGAZINE. SEND LIST FOR QUOTATION.

OR BETTER STILL—BUY THE NEW 1967 CATALOGUE. EVERYTHING YOU NEED IS LISTED AND AVAILABLE FROM STOCK.

See page 456 for further range of stock items

7-TRANSISTOR MW-LW SUPERHET PORTABLE TO BUILD

New printed circuit design with 3 watt full power output. Fully tunable on both mw/lw bands. 7 Transistors plus diode, push-pull circuit. Fitted 5-inch speaker, large ferrite aerial and Mullard transistors. Easy to build with terrific results. All local, plate and continental stations. Handbook free on request. **£6.19.6 P.P. 2/6**
TOTAL COST TO BUILD £6.19.6 P.P. 2/6

TOURMASTER TRANSISTOR CAR RADIO British Made

7-Transistor MW/LW Car Radio. 12 volt operated. 3 watt output. Push-button wave-change, R.F. stage. Supplied built, boxed, ready to use with speaker and battery. Car fixing kit and manufacturer's current guarantee. Special Bargain Offer. Buy Now! **LIST PRICE 15 GNS £7.19.6 P.P. 4/6**
Push-button version £11.19.6. P.P. 4/6

VHF FM TUNER TO BUILD

87 105 Mc/s Transistor Superhet. Geared tuning. Terrific quality and sensitivity. For valve or transistor amplifiers. 4 x 3½ x 2½ in. Complete with dial plate. 5 Mullard Transistors, Plus 4 Diodes. (Cabinet Assembly 20/- extra). Leaflet on request. **TOTAL COST £6.19.6 P.P. 2/6**
TO BUILD £6.19.6 P.P. 2/6

FM STEREO DECODER

7 Mullard Transistors. Printed Circuit Design with Stereo Indicator. For use with any valve or transistor P.M. Uses pot cores to Mullard design and g.r. and silicon transistors. Leaflet on request. As used by B.B.C. and G.P.O. **Complete Kit Price £5.19.6 P.P. 2/6**

BUILD A QUALITY 2 OR 4 TRACK TAPE RECORDER

3-speed version using '363' decks
● TWO-TRACK. Deck £10.10.0. Martin Amplifier. £14.19.6. Cabinet and speaker 7 gns. Complete kits with FREE 7in. 1200ft. tape, spare spool. **27 gns. P.P. 15/-**
● FOUR-TRACK. Deck £13.10.0. Martin Amplifier £15.19.6. Cabinet and speaker 7 gns. Complete kits with FREE 7in. 1200ft. tape, spare spool. **30 gns. P.P. 15/-**
Today's Value £45.

MULLARD LINEAR AMP-LIFIER TAA283

27/6
BUILD THESE PW/PE DESIGNS
EXPLORER (less chassis) 79/6
MULTI-BAND SUPERHET £10.10.0
PHOTO-PLAY SLAVE UNIT 42/6
SOLID STATE IGNITION £6.19.6
TRANSFILTER PORTABLE £6.6.0
SWITCHED FM TUNER (less mech) 69/6
S.A.E. FOR PARTS LIST
(Post and Packing 2/6 extra any type)

MAYFAIR PORTABLE ELECTRONIC ORGAN

- NOW AVAILABLE AS:
- ★ COMPLETE KIT OF PARTS
 - ★ BUILT AND TESTED
 - ★ PRE-BUILT ASSEMBLIES

REVERBERATION UNITS AND RECOMMENDED SPEAKERS AND AMPLIFIERS IN STOCK

Designed by L. W. ROCHE



STRAIGHT FORWARD TO BUILD AND TUNE—EASY TO PLAY—FULLY GUARANTEED. ALL PARTS AVAILABLE SEPARATELY—ASTOUNDING VALUE AND PERFORMANCE. Start to build for as little as £5.

- Plug-in printed circuits
- 170 transistors and devices
- 10 selected tone colours
- Fully sprung keyboard
- Vibrato
- 6 Octaves of generators
- Simple locked-in tuning
- 110/250 volt 'mains unit
- Cabinet size 30½" x 15½" x 9"
- Weight 35lb. Cabinet with detachable legs, music stand and foot swell pedal
- Fully detailed building manual with photos, drawings and full circuits.

COMPLETE RANGE OF ORGAN PARTS IN STOCK. H.P. FACILITIES AVAILABLE TRADE/EXPORT SUPPLIED. FULLY DETAILED LEAFLET AND PRICE LIST ON REQUEST. CALL FOR DEMONSTRATION AND PLAY THE MAYFAIR.

★ TOTAL COST OF COMPLETE KIT 99 gns.
(Carriage, etc. U.K. 30/-)

★ FULL HANDBOOK WITH BUILDING DETAILS, CIRCUITS, PHOTOGRAPHS AND DETAILS AVAILABLE SEPARATELY 20/-.

★ ASK FOR FREE DESCRIPTIVE BROCHURE. ★ ALL PARTS ARE AVAILABLE SEPARATELY. PRICE LISTS ON REQUEST. ★ BELGRAVIA CONCERT ORGAN—FULL SIZE—DETAILS ON REQUEST.

LISTS AVAILABLE (incorporated in full catalogue)
● Transistors, Rectifiers, SCR's, Valves, Crystal Zeners, etc. 24 pages, 1/-.
● 4-page best stock list with discounts. All popular makes. Free on request.

1967 CATALOGUE
Have you a copy? Fully detailed and illustrated. Over 200 pages of components, equipment, etc. Over 3,000 stock items. FULLY DETAILED AND ILLUSTRATED. PRICE 8/- post paid. Five Free Discount vouchers, value 10/- with every catalogue. **200 PAGES—PLUS!**

HENRY'S RADIO LTD.

303 EDWARE RD., LONDON. W.2
Telephone 01-251-1085
Open Mon. to Sat. 9.5. Thurs. 1 p.m.
Open all day Saturday, 9 a.m. to 6 p.m.