

PRACTICAL WIRELESS

DECEMBER 1963

2[¢]

FREE inside!

DOUBLE-SIDED
BLUEPRINT

— TO BUILD —

CRYSTAL-CONTROLLED
**SHORT WAVE
TRANSMITTER**



10 watts c.w.
Two-knob tuning
Simple aerial matching
160,80,40 and 20m bands

ADCOLA

(WIMBLEDON) LIMITED
Telephone: 4272

SOLDERING INSTRUMENTS AND EQUIPMENT

DESIGNED FOR
THE AMATEUR'S
RADIO STATION

ILLUSTRATED

List No. 70. $\frac{1}{8}$ " BIT
IN
PROTECTIVE
SHIELD
List No. 68

APPLY DIRECT
FOR
CATALOGUE
TO

Sales and
Service Dept.

**ADCOLA
PRODUCTS
LTD**

**ADCOLA HOUSE
GAUDEN ROAD,**

Telephones
MACaulay 4272 & 3101



LONDON, S.W.4

Telegrams
SOLJOINT LONDON SW4

D. & B. TELEVISION

(WIMBLEDON) LIMITED. PHONE-CHE 3966

**131 & 131a, KINGSTON ROAD,
SOUTH WIMBLEDON, LONDON, S.W.19.**

"COMPARE OUR PRICES WITH ANY OTHER"

For the FINEST SERVICE in the COUNTRY. We are open from 9 a.m. to 6 p.m.—1 p.m. on WEDNESDAYS. For any information or problems you have call or phone, we are always pleased to help.

LINE OUTPUT TRANSFORMERS AND SCAN COIL SPECIALISTS

ALL TYPES IN STOCK

SEND FOR FREE NEW LISTS S.A.E. PLEASE

FERGUSON 992—994—996—998 L.O.P.T.s. BRAND NEW 27/6 each. P.P. 3/-
PYE SCAN COILS and L.O.P.T.s. V4, V7, V7T. Used part in perfect working order 25/- each. P.P. 3/6.

90° SCAN COILS BRAND NEW, 12/6 per pair. P.P. 5/-.

110° SCAN COILS, 15/- per pair. P.P. 3/-.

MISCELLANEOUS SURPLUS L.O.P.T.s. NEW £1.0.0 each. P.P. 5/-
FIREBALL TURRET TUNERS. 38 Mc/s. Ex. Equipment. Perfect. 25/- each. P.P. 3/-.

CYLDON AND BRAY HEAD TURRET TUNERS, 38 Mc/s. 10/- each. P.P. 3/-.

SURPLUS AND SECONDS C.R. TUBES 12in. 25/-, 14in. 45/-, 17in. 65/-.
All Guaranteed. Carriage 12/6 extra.

MAINS DROPPERS, modern flat type. 1/9 each. P.P. 6d.

SURPLUS MAINS DROPPERS. Round. 100 ohms, 420 ohms, 110 ohms
Tapped 200V., 234V., 250V. (Brand New) 1/6 each. P.P. 3d.

EDGE TYPE PRE-SET POTS. 500 K. 1 meg. 100 K., 250 K., 2 meg. 9d. each. Unused. P.P. 3d.

38 Mc/s. NEW CHANNEL COILS, 1/6 pair, most channels.

BRAND NEW METAL RECTIFIERS ON SMALL CHASSIS WITH DROPPER.
RM4 or RMS. 7/- each.

LATEST GIVE AWAY BARGAINS

SLIMLINE T.V. CATHODE RAY TUBES
17in. 110°. 19in. 110°. 21in. 110°. 23in. 110°

MANUFACTURERS' REJECTS, SLIGHTLY IMPERFECT
NEW AT 47/6 each.
BRAND NEW T.V. CABINETS
17in., 19in., 21in., 23in. 15/- each.

VALVES CHEAPEST IN THE COUNTRY, SEND FOR LISTS, S.A.E. PLEASE

GLASS RADIO DIALS. Long and Medium Wave. 1/6 each. P.P. 9d.

RADIO DIALS, V.H.F. PERSPEX Volume Tone Tuning, suitable for car radios (new), 1/- each. P.P. 6d.

RADIO DIALS. Long and Medium Wave. Approx. 2 1/2 in. diameter. Prints: 1 Black/Red on Gold. 6d. each. P.P. 3d.

PERSPEX DIALS. Direct Drive Type. Black/Red on Gold. 1/6 each. P.P. 3d

CO-AXIAL SOCKETS ON PANEL. NEW. 6d. each. P.P. 3d.

M.E.S. NEW DIAL LAMP HOLDERS. 3d. each.

E.H.T. LEADS, complete with Cavity Clip. 6d. each. P.P. 3d.

SLOW MOTION INDICATOR SPRINGS. 1/- each. P.P. 3d.

TAG STRIPS (17). 6d. each.

WE CAN ALSO SUPPLY ALL TYPES OF NEW AND USED L.O.P.T.s. SCAN COILS AND T.V. SPARES FOR ALL MAKES AND MODELS. SEND S.A.E. FOR YOUR REQUIREMENTS FOR RETURN POST QUOTATION.

TRANSISTOR RADIO CABINETS. Two-Tone. Very Attractive. 2 sizes. 5 1/2 x 3 1/2 x 1 1/2 in. or 3 1/2 x 3 1/2 x 1 1/2 in. will take 2 1/2 x 3 in. Speakers. ONLY 6/6 each. P.P. 2/-.

RADIO CABINETS. Finished in Grey covering. 13 x 7 1/2 x 6 in. Very smart, 10/- each. P.P. 4/-.

SERVICE SHEETS

Although we are new in this field, we can now supply almost any service sheet from stock. And if not we will get it for you. Radio and T.V. 4/- each. P.P. 3d.

THESE AND MANY MORE BARGAINS AVAILABLE.

CALLERS ALWAYS WELCOME.

WE ARE PLEASED TO ASSIST WITH ALL YOUR PROBLEMS! NOTHING IS TOO MUCH TROUBLE. IF WE HAVE NOT GOT WHAT YOU WANT, WE'LL DO OUR BEST TO GET IT.

TERMS: S.A.E. ALL ENQUIRIES C.W.O. 5/- EXTRA FOR C.O.D.

POSTAGE ON VALVES 6d. EACH

SATISFACTION ASSURED.

RETURN POST SERVICE (SUBJECT TO STOCK).

R.S.T. VALVE MAIL ORDER CO.

Tel: MITcham 6202
Open Daily to Callers
Mon.—Sat. 9 a.m.—5.45 p.m.
Wednesday 1 p.m.

211a STREATHAM ROAD, MITCHAM, SURREY.

All Valves Brand New and Fully Guaranteed — Obsolete valves a speciality.
Quotations given on any type not listed. Send S.A.E.

Special 24 Hour Express Mail Order Service

AC2/PEN 19/6	ECC85 7/6	EY83 12/6	PCC85 9/6	TDD4 12/6	UU6 17/6	6A8GT 13/6	6P25 10/6	12Q7GT 6/6
AC2/PEN 19/6	ECC88 12/6	EY86 7/6	PCC88 12/6	TDD13C	UU8 15/6	6AC7 6/6	6P28 12/6	12S7 8/6
DD 19/6	ECC91 3/6	EY91 3/6	PCC89 8/6	TH41 17/6	UU9 7/6	6AK5 5/6	6Q7 9/6	12SK7 6/6
AC/TP 29/6	ECC80 7/6	EZ35 6/6	PCF80 9/6	TY86F 12/6	UYIN 12/6	6AL5 4/6	6Q7G 6/6	12SL7 8/6
AC/VPI-5/7	ECC82 8/6	EZ40 7/6	PCF82 7/6	UY41 7/6	UY21 15/6	6AM5 5/6	6Q7GT 8/6	12S17 8/6
AZ1 15/6	ECH3 21/6	EZ41 7/6	PCF84 12/6	UY10 9/6	UY41 7/6	6AM6 4/6	6SA7 7/6	12SN7 10/6
AZ31 13/6	ECH21 10/6	EZ80 6/6	PCF86 12/6	UY12 9/6	UY85 6/6	6AQ5 6/6	6SC7 8/6	12SQ7 12/6
B36 9/6	ECH35 10/6	EZ81 6/6	PCF88 12/6	UY14 9/6	VP4 15/6	6AT6 6/6	6SF5 10/6	14H7 10/6
CIC 10/6	ECH81 7/6	EZ90 4/6	PCL82 9/6	UY22 8/6	VP4A 15/6	6AU6 9/6	6SG7 7/6	14R7 10/6
CCH35 20/6	ECH83 8/6	E1148 3/6	PCL84 7/6	UY24 21/6	VP4B 15/6	6BBG 6/6	6SH7 6/6	14ST 16/6
CL33 12/6	ECL80 7/6	FC2 17/6	PCL85 9/6	UY25 11/6	VR 105/307/1	6BA6 6/6	6S17 6/6	19AQ5 8/6
CY1 15/6	ECL81 10/6	FC4 15/6	PCL86 12/6	UY26 10/6	VR 150/307/1	6BE6 6/6	6SK7 5/6	19BG6 15/6
CY31 12/6	ECL82 9/6	FW4/500 9/6	PENA4 19/6	UY31 9/6	W61 11/6	6BG6G 15/6	6SL7GT 6/6	20D1 10/6
D77 4/6	ECL83 10/6	FW4/800 9/6	PENB4 17/6	UY35 17/6	W76 5/6	6B16 6/6	6SN7GT 5/6	20D2 21/6
DAC32 9/6	ECL86 9/6	G230 10/6	PEN4DD 22/6	UY37 17/6	W77 4/6	6BQ7A 12/6	6SQ7 8/6	20F2 17/6
DAF91 5/6	EF6 21/6	G232 10/6	PEN4VA 17/6	UY47 17/6	W81 6/6	6BR7 10/6	6U4GT 10/6	20L1 22/6
DAF96 7/6	EF9 21/6	G233 13/6	PEN36C 17/6	UY50 7/6	W81M 6/6	6B87 12/6	6U5G 7/6	20P1 15/6
DCC90 12/6	EF22 14/6	G237 19/3	PEN45 20/6	UY52 4/6	X41 22/6	6BW6 8/6	6V6G 4/6	20P3 24/6
DF33 9/6	EF37 8/6	HABC8010/6	PEN45DD 25/6	UY76 7/6	X61M 10/6	6BWW 8/6	6V6GT 8/6	20P4 20/6
DF91 4/6	EF37A 8/6	HL1 8/6	PEN45 20/6	UY76 7/6	X65 12/6	6C4 3/6	6X4 4/6	20P5 20/6
DF92 7/6	EF39 8/6	HL1DD 8/6	PEN45DD 25/6	UY81 10/6	X76 12/6	6CSGT 8/6	6X5G 8/6	25A6 8/6
DF96 7/6	EF40 15/6	HL92 8/6	PEN46 5/6	UY81 10/6	X76M 12/6	6C9 8/6	6X5GT 8/6	25L6 8/6
DH63 6/6	EF41 8/6	HL133DD 8/6	PEN453DD 20/6	UY81 10/6	X78 26/6	6CD6G 27/6	6Y3GT 8/6	25Y5 8/6
DH77 7/6	EF42 10/6	HN309 25/6	PENDD4020 20/6	UY81 10/6	X79 40/6	6CH6 10/6	7B5 12/6	25Y5G 8/6
DK32 11/6	EF50A 3/6	IW4/350 10/6	PL33 15/6	UY81 10/6	X81 10/6	6C16 10/6	7B7 8/6	25Z4 7/6
DK91 6/6	EF50E 3/6	IW4/500 10/6	PL36 12/6	UY81 10/6	Y61 10/6	6CW4 16/6	7B8 8/6	25Z5 8/6
DK92 7/6	EF80 5/6	KT36 17/6	PL38 21/6	UY81 10/6	Y63 10/6	6D2 4/6	7C5 8/6	25Z6 8/6
DK96 7/6	EF85 5/6	KT33C 8/6	PL81 9/6	UY81 10/6	Z63 7/6	6D6 5/6	7C6 8/6	27SU 19/6
DL33 8/6	EF86 5/6	KT51 9/6	PL82 8/6	UY81 10/6	Z66 10/6	6E5 10/6	7D5 15/6	30C1 9/6
DL35 10/6	EF89 9/6	KT66 15/6	PL83 7/6	UY81 10/6	Z77 4/6	6F1 10/6	7D6 15/6	30C15 12/6
DL91 8/6	EF91 4/6	KT76 10/6	PL84 8/6	UY81 10/6	Z152 5/6	6F6 6/6	7D8 15/6	30F5 10/6
DL92 6/6	EF92 4/6	KT81 8/6	PL84 8/6	UY81 10/6	Z152 5/6	6F12 4/6	7H7 6/6	30FL1 10/6
DL93 7/6	EF95 5/6	KTW61 8/6	PLM20 18/6	UY81 10/6	Z152 5/6	6F13 10/6	7R7 10/6	30L1 8/6
DL94 7/6	EF98 10/6	L63 5/6	PLM24M 13/6	UY81 10/6	Z152 5/6	6F14 10/6	7S7 10/6	30L15 11/6
DL96 7/6	EF183 10/6	LN152 8/6	PMX42 15/6	UY81 10/6	Z152 5/6	6F15 12/6	7Y4 6/6	30P4 18/6
EA50 2/6	EF184 10/6	LN309 11/6	PX25 25/6	UY81 10/6	Z152 5/6	6F19 12/6	8D3 4/6	30P12 10/6
EABC80 5/6	EL3 21/6	LS319 12/6	PY31 15/6	UY81 10/6	Z152 5/6	6F23 10/6	9BV6 12/6	30P16 9/6
EAC91 4/6	EL32 4/6	MS48 17/6	PY32 12/6	UY81 10/6	Z152 5/6	6F25 16/6	10C1 12/6	30P19 17/6
EAF42 9/6	EL33 10/6	MVS/PEN 17/6	PY33 10/6	UY81 10/6	Z152 5/6	6F26 13/6	10C2 17/6	30PL1 15/6
EB34 2/6	EL34 14/6	MVS/PEN 17/6	PY80 7/6	UY81 10/6	Z152 5/6	6F28 16/6	10F1 10/6	30PL13 12/6
EB41 5/6	EL35 10/6	MVS/PEN 17/6	PY81 7/6	UY81 10/6	Z152 5/6	6F33 5/6	10F9 12/6	30PL14 16/6
EB41 4/6	EL37 17/6	MVS/PEN 17/6	PY82 6/9	UY81 10/6	Z152 5/6	6F36 2/6	10LD11 15/6	35A5 15/6
EB33 21/6	EL38 17/6	MVS/PEN 17/6	PY83 8/6	UY81 10/6	Z152 5/6	6F46 2/6	10P13 15/6	35L6GT 8/6
EB34 8/6	EL41 9/6	MU14 9/6	PY88 10/6	UY81 10/6	Z152 5/6	6F51 5/6	10P14 19/6	35W4 7/6
EB34 8/6	EL42 9/6	MX40 9/6	PY80 10/6	UY81 10/6	Z152 5/6	6F52 5/6	11D5 23/6	35Z3 15/6
EBF80 8/6	EL81 12/6	N18 8/6	PZ30 15/6	UY81 10/6	Z152 5/6	6F55 5/6	12A6 6/6	35Z4 7/6
EBF83 8/6	EL84 6/9	N37 14/6	Q595/10 10/6	UY81 10/6	Z152 5/6	6F57 7/6	12A8H 9/6	35Z5 8/6
EBF89 8/6	EL85 10/6	N78 26/6	QS150/15 10/6	UY81 10/6	Z152 5/6	6F67 5/6	12AT6 7/6	415TH 22/6
EBL1 21/6	EL90 8/6	N108 15/6	R2 10/6	UY81 10/6	Z152 5/6	6K7 2/6	12AT7 5/6	42 12/6
EBL21 21/6	EL91 4/6	N308 18/6	R16 17/6	UY81 10/6	Z152 5/6	6K7GT 7/6	12AU6 17/6	50C5 10/6
ECC35 8/6	EL95 10/6	N339 30/6	R19 16/6	UY81 10/6	Z152 5/6	6K8 9/6	12AU7 5/6	50CD6G 30/6
ECC40 15/6	EM80 8/6	N369 10/6	R20 16/6	UY81 10/6	Z152 5/6	6K8G 5/6	12AX7 5/6	50L6 8/6
ECC81 5/6	EM81 8/6	OD3 5/6	R21 16/6	UY81 10/6	Z152 5/6	6K8G 5/6	12B6 7/6	50L6 8/6
ECC82 5/6	EM84 9/6	OZ4 5/6	R20 16/6	UY81 10/6	Z152 5/6	6K8G 5/6	12B7 10/6	75 8/6
ECC83 7/6	EM85 10/6	P2 10/6	SP41 3/6	UY81 10/6	Z152 5/6	6K8G 5/6	12C8 8/6	80 7/6
ECC84 8/6	EY51 7/6	PABC80 13/6	SP61 3/6	UY81 10/6	Z152 5/6	6K8G 5/6	12D7GT 8/6	85A2 12/6
	EY81 8/6	PCC84 8/6	T41 15/6	UY81 10/6	Z152 5/6	6K8G 5/6	12K7GT 5/6	185BT 30/6
				UY81 10/6	Z152 5/6	6K8G 5/6	12K8GT 10/6	807A 7/6
				UY81 10/6	Z152 5/6	6K8G 5/6		807B 7/6

COMPLETE VALVE LIST FREE WITH ORDER

METAL RECTIFIERS

RM1 7/6	14A86	23/6	16RD 2-2-8-1	12/6 (FC142)
RM2 8/6	14A97	26/6	16RE 2-1-8-1	10/6 (FC150)
RM3 10/6	14A100	28/6	18RA 1-1-8-1	5/6 (FC113)
RM4 17/6	14RA 1-2-8-2 21/6	(FC301)	18RA 1-1-16-1	7/6 (FC116)
RM5 19/6	14RA 1-2-8-3 25/6	(FC31)	18RA 2-1-8-1	12/6
	16RC 1-1-16-1	10/6	18RD 2-2-8-1	16/6 (FC124)

BRAND NEW TRANSISTORS

OC44 5/6	OC74 6/6	OC81D 6/6
OC45 5/6	OC75 6/6	OC81 m/pr. 16/6
OC71 5/6	OC77 6/6	OC82 8/6
OC72 6/6	OC81 6/6	OC82D 8/6

SILICON RECTIFIERS

400 volts 350 mA ... 7/6 each

SETS OF VALVES

IR5, IS5, IT4, 354, 3V4 ...	Set of 4, 19/6
DAF91, DF91, DK91, DL92, DL94 ...	Set of 4, 19/6
DAF96, DF96, DK96, DL96 ...	Set of 4, 26/6

TERMS OF BUSINESS C.W.O. or C.O.D.
4/2 PACKING CHARGE ON ALL C.O.D.
ORDERS. POSTAGE 6d. per VALVE

SURBITON PARK RADIO LTD.

FOR POST HASTE—POST FREE SERVICE

MARTIN RECORDAKITS

HALF TRACK

B.S.R. TD2 Monardeck. Latest model, 5 1/2 in. spool.	£9.00
Deposit £1.0.0 and 9 monthly	£11.0
Tape Amplifier for B.S.R. Deck, printed circuit ready wired with EC083, ECL82, EM85 and EY80. Complete with all plugs, sockets, panels, knobs etc. The whole amplifier mounts on to the deck making a self-contained unit.	£8.80
Deposit £1.0.0 and 9 monthly	£22.00
Case with 7 x 4 in. speaker, two-tone grey	£4.40
Complete Kit as above, with Tape and Microphone	£10.18.6
Deposit £2.4.0 and 12 monthly	£11.7.3
Collaro Studio Deck. Very latest model, 3 speeds, 7 in. spool.	£19/-
Deposit £1.2.0 and 6 monthly	£25.50
Tape Amplifier for Studio Deck, with ready wired printed circuit, control and input panels, mains and output transformers, knobs, plugs, screws etc, EF86, EC083, EM84, EY81 and 2 EY84, 3 watts output, single eye. Rack and Mic. inputs Ex L/R sockets. Tone and Monitor controls. Can be used as amplifier.	£29.00
Deposit £1.4.0 and 12 monthly	£42.8.2
Case for above, with 9 x 6 in. speaker, two-tone grey	£29.00
Complete Kit, with Tape and Microphone	£42.8.2
Deposit £2.0.0 and 12 monthly	£42.8.2

Building instructions available at 2/6 each kit (refunded if kit bought).

JASON F.M. TUNERS

FMT1, complete with 4 EF91 valves	£8.60
Deposit £1.0.0 and 8 monthly	£10.12.6
FMT2, less power, complete with 4 EF80 valves	£12.18.6
Deposit £1.3.6 and 12 monthly	£11.1.1
FMT2, with power, complete with 4 EF90 and 1 EY80.	£12.10.0
FMT3, Fringe complete with valves, less power	£11.0.8
Deposit £1.5.0 and 12 monthly	£14.15.0
FMT3, with power, complete with all valves	£17.0.0
Deposit £1.9.6 and 12 monthly	£11.12.6
JTV/2, switched F.M. and TV sound, self powered, all valves	£19/-
Deposit £1.14.0 and 12 monthly	£28.5.0
Mercury II, as JTV/2 but less power, all valves	£16.10.0
Deposit £1.5.6 and 8 monthly	£17.4.0
Instruction book included in all kits, but otherwise 2/6 and 3/6.	£28.5.0
JTV/2, ready built, static channels	£16.10.0
Deposit £2.4.6 and 12 monthly	£17.4.0
Monitor, ready built (as Mercury II)	£17.4.0
Deposit £1.13.0 and 12 monthly	£17.4.0

AMPLIFIERS (MONO)

Linear L45, 3 watt, 3 valve	£5.19.6
Linear Dionic, 12 watt, suitable Mic. or Guitar	£12.12.0
Deposit £1.7.0 and 12 monthly	£18.0.0
Linear Concord, 30 watt, ideal Guitar amp., with case	£13.2.6
Deposit £1.16.0 and 19 monthly	£11.6.1
Dulci GA5, integrated amp. and P.A. 6 watt, ECL86 valve	£25.4.0
Deposit £1.8.6 and 12 monthly	£21.1.11
Dulci DP115, 15 watt with 2 valve pre-amp.	£15.18.9
Deposit £2.10.8 and 19 monthly	£18.18.0
Leak TL12, 10 watt Main amp. only	£15.15.0
Deposit £1.11.8 and 12 monthly	£22.10.0
Leak Variolope III pre-amplifier	£19.10.0
Deposit £1.11.8 and 12 monthly	£11.12.4
Quad, 15 watt Main amplifier only	£11.12.4
Deposit £2.5.0 and 12 monthly	
Quad pre-amplifier, Mono	
Deposit £1.19.0 and 12 monthly	

AMPLIFIERS (STEREO)

Dulci AC099, Integrated	£12.12.0
Deposit £1.7.0 and 12 monthly	£18.18.0
Dulci GA505, Integrated	£11.11.1
Deposit £2.0.6 and 12 monthly	£26.15.6
Rogers Cadet Mk. 2, 4 valve pre-amplifier, 4 ECL86 Valves	£24.5.4
Deposit £2.13.5 and 12 monthly	£30.9.0
Leak Stereo 20, Main amplifier	£25.0.0
Deposit £3.4.8 and 12 monthly	£25.0.0
Leak Variolope III, stereo pre-amplifier	£25.0.0
Deposit £2.10.0 and 12 monthly	£25.0.0
Quad 22 Stereo Control Unit	£22.1.6
Deposit £2.10.0 and 12 monthly	

For Quad Main Amplifiers see Mono section above.

QUARTER TRACK

B.S.R. TD2, Marriot heads, L series	£11.11.0
Deposit £1.4.0 and 12 monthly	£9.9.0
Tape Amplifier, as over, quarter track	£1.1.0
Deposit £1.7.6 and 9 monthly	£4.4.0
Case, two-tone grey, with speaker	£2.1.6
Complete Kit, with tape and microphone	£17.17.0
Deposit £2.10.0 and 12 monthly	£1.9.5
Collaro Studio Deck, Marriot X series heads	£12.12.0
Deposit £1.7.0 and 12 monthly	£5.5.0
Tape Amplifier, as over, quarter track	£35.0.0
Deposit £2.10.0 and 12 monthly	£2.18.2
Case, with speaker, two-tone grey	£2.18.2
Complete Kit, with tape and microphone	£68.8.0
Deposit £2.10.0 and 12 monthly	£8.9.0
Tape Pre-amplifier for Collaro Studio Deck, with power supplies, EC083, ECL82, EY80 and EM85. Radio and Mic sockets, gives an equalized output of 400mV.	£1.1.0
Half Track	£8.9.0
Deposit £1.0.0 and 8 monthly	£1.1.0
Quarter Track	£3.3.0
Deposit £1.0.0 and 9 monthly	£1.19.6
TAPE HEADS	£4/-
M.S.S. Quarter track Record/Replay and Erase Set	£32.11.0
Bradmatic Half track Record/Replay only	£26.0.0
Bradmatic Half track Record/Replay and Erase as Studio Set	£24.0.0
Collaro pressure pad for third head position	£26.0.0
Brenell Mk. 5 Series 2 1/2 speed deck half track	£2.14.0
Deposit £2.0.0 and 12 monthly	£26.0.0
Brenell Mk. 5 Tape Amplifier with power pack	£2.3.2
Deposit £2.12.0 and 12 monthly	

NEW ARMSTRONG TUNER-AMPLIFIERS

Armstrong (Mono) T4C V.H.F. Tuner, self powered	£17.19.0
Deposit £1.19.8 and 12 monthly	£21.4.0
Armstrong (Mono) AP208 A.M./F.M. Radio chassis, bass and treble controls, 2 F.I. inputs, etc.	£25.12.0
Deposit £2.8.0 and 12 monthly	£33.18.0
Armstrong (Mono) ST3 Mk. 2 A.M./F.M. Self powered tuner	£29.18.0
Deposit £2.13.0 and 12 monthly	£48.15.0
Armstrong (Mono) 227M A.M./F.M. Radio chassis, 10 watts	£58.0.0
Deposit £3.10.8 and 12 monthly	£14.12.8
Armstrong (Stereo) 278M 5B A.M./F.M. Radio chassis, with Stereo gram.	£14.4.0
Deposit £3.2.6 and 12 monthly	£13.19.6
Armstrong (Stereo) 227 A.M./F.M. Radio chassis, Stereo gram, 10 watts each channel	£15.14.8
Deposit £4.17.8 and 12 monthly	£16.1.4
Armstrong (Stereo) 228 A.M./F.M. Radio chassis, Stereo gram, 10 watts each channel, Filters etc.	£13.3.2
Deposit £5.12.0 and 12 monthly	£11.8.2
Rogers Switched F.M. Tuner, un-powered	£1.4.0
Deposit £1.11.8 and 12 monthly	£1.3.2
Tripletone F.M. Tuner, less power	£16.14.8
Deposit £1.3.0 and 12 monthly	£1.6.1
Tripletone F.M. Tuner, self-powered	
Deposit £1.11.8 and 12 monthly	

GRAMOPHONE UNITS

Garrard SRP10 with G08 cartridge, Mono, single player	£5.9.11
B.S.R. UA14 with TC9 cartridge, Mono, 4 speed changer	£6.19.6
Deposit £1.0.0 and 6 monthly	£17.17.0
Garrard Autolium, Mono G08 cartridge, 4 speed changer	£11.2.8
Deposit £1.0.0 and 7 monthly	£11.9.0
Garrard ATS Autolium de Luxe, G08 Mono cartridge	£1.4.9
Deposit £1.8.6 and 9 monthly	£12.12.0
Philips AG1018, Stereo cartridge, will change 7 in. records	£1.0.8
Deposit £1.7.0 and 12 monthly	£5.5.0
Decca Deram Arm and Plug-in Shell	£4.14.6
Decca Deram Transcription Cartridge	£3.13.8
Decca Deram Auto Cartridge	£15.18.8
Golding GL58 with arm, less cartridge	£1.6.8
Deposit £1.12.0 and 12 monthly	£17.14.0
Golding "88" Transcription, no arm	£1.9.0
Deposit £1.1.0 and 12 monthly	£13.1.7
Golding GL55X, as GL58 but less pick-up arm	£1.1.6
Deposit £1.7.7 and 12 monthly	£17.0.0
Garrard 4H/F with Mono G08 cartridge	£1.8.2
Deposit £1.14.0 and 12 monthly	£19.14.9
Garrard Lab 7 "A" Transcription auto-changer, Mono G08	£1.12.9
Deposit £1.19.6 and 12 monthly	£20.12.2
Garrard 301	£1.14.0
Deposit £2.3.2 and 12 monthly	£22.0.0
Garrard 301 Strobe	£1.16.6
Deposit £2.4.0 and 12 monthly	

LOUDSPEAKERS

Goodmans Axiom 201 12 in. Unit	£10.7.0
Deposit £1.1.0 and 8 monthly	£15.5.9
Goodmans Axiom 10	£14.10.0
Deposit £1.9.0 and 12 monthly	£10.10.0
Wharfedale W12/EG 12 in. 15 watt Guitar speaker	£17/5
Deposit £1.1.0 and 19 monthly	£10.18.0
Wharfedale Super 10RS/DD 10 in. high quality unit	£17/11
Deposit £1.3.8 and 19 monthly	£11.10.0
Wharfedale RS/12/DD 12 in. 15 watt Hi-Fi speaker	£1.4.9
Deposit £1.7.6 and 9 monthly	

48 SURBITON ROAD, KINGSTON UPON THAMES, SURREY

Established over 30 years

Telephone KIN 5549

We pay all postage and insurance. All orders despatched same day. Money refund guarantee.
Hours: 9 a.m.-6 p.m. (1 p.m. Wednesday). We do not close for lunch. Open all day Saturday.

THE R.S.C. BASS-MAJOR 30 WATT GUITAR AMPLIFIER


A MULTI-PURPOSE HIGH FIDELITY, HIGH OUTPUT UNIT FOR VOCAL AND INSTRUMENTALIST GROUPS

Equally suitable for bass lead or rhythm guitar

- * Incorporating two 12in. heavy duty 25-watt high flux (17,000 lines) loudspeakers with 2in. diameter speech coils. Designed for efficiently handling full output of amplifier at frequencies down to 25 c.p.s.
- * Dual Cone in second speaker reproduces frequencies up to 17,000 c.p.s.
- * Heavily made cabinet of convenient size 24 x 21 x 14in. has an exceptionally attractive covering in two contrasting tones of Vynair.
- * For 200-250 v. to 50 c.d.s. A.C. mains operation.
- * Four jack socket inputs and two independent vol. controls for simultaneous connection of up to four instrument pick-ups or microphones.
- * Separate bass and treble controls providing more than adequate "Boost" or "Cut".
- * LEVEL frequency response throughout the audible range.
- * SUPERIOR TO UNITS AT TWICE THE COST.

39½ Gns.

Send S.A.E. for leaflet.
OR DEPOSIT of £4.3.0 and 12 monthly payments of £3.8.11. Carr. 17/6.



R.S.C. JUNIOR GUITAR AMPLIFIER
5-watt high quality output. Separate bass and treble "cut" and "boost" controls. Sensitivity 15 m.v. Two high impedance inputs. 10in. loudspeaker. Handsome, strongly made cabinet (size 14 x 14 x 7in. approx.) finished in attractive and durable polychrome. 200-250 A.C. mains operation. **£8.19.6** Or DEPOSIT £1 and 9 monthly payments of 51. Carr. 7/6.

LINEAR TREMOLO/PREAMP UNIT
Designed for introducing the Tremolo effect to any amplifier which is fitted with a reserve power supply point for smoothed H.T. and 6.3 v. A.C. L.T. This applies to practically all amplifiers of other manufacturers, and to those of several other manufacturers. The unit plugs into power supply point and any input socket of amplifier. Controls are Speed (frequency of interruptions), Depth (for heavy or light effect), Volume and Switch. Three sockets are for two inputs and Foot Switch. **ONLY 4 Gns.**

DERBY NOW OPEN AT 26 Osmaston Road THE SPOT

TRANSISTOR SALE. Mullard OC71 3/9, OC45 4/11, OC44 4/11, OC72 4/9, OC81 4/11, OC171 8/8, Edlswan XA101 3/9, XB102 3/9, XA112 3/9, XB113 3/9, XB104 3/9, XC101A 3/9. Postage 6d. for up to 3 Transistors.

E.P. SUPPLY KIT. 12 v. 1 a. consisting of a partially drilled metal case, mains trans., F.W. Bridge Rectifier, 2 fuseholders and fuses. Change Direction switch, variable Speed regulator and circuit. For 200-250 v. A.C. mains. Suitable for Electric Trains. Limited number available at 29/11.

SELENIUM RECTIFIERS


F.W. BRIDGE	24 v. 2 amp.	14/9	
6/12 v. 1 a.	3/11	24 v. 20 amp.	89/9
6/12 v. 2 a.	6/11	T. TYPES H.W.	
6/12 v. 3 a.	9/9	150 v. 40 mA	3/9
6/12 v. 4 a.	12/3	250 v. 50 mA	3/11
6/12 v. 6 a.	15/3	250 v. 60 mA	4/11
6/12 v. 10 a.	22/9	250 v. 80 mA	5/11
6/12 v. 15 a.	35/9	250 v. 250 mA	11/9

CONTACT COILED. 250 v. 75 mA. F.W. (Bridge). 10/11. 250 v. 50 mA. F.W. (Bridge). 8/11. H.W. 250 v. 60 mA. 5/11.

HI-FI. 10-WATT AMPLIFIERS. Brand New Complete **£7.19.9** Carr. 5/6. Manufacturers' discontinued Model. Push-Pull output. Latest high efficiency valves. Dual separately controlled inputs for "Mike". Separate Bass and Treble Controls. High sensitivity. Output for 3 or 15 ohm speaker. Guaranteed tested and in perfect working order.

HUGE PURCHASE OF BRAND NEW 24 v. 20 Amp. F.W. (Bridge) SELENIUM RECTIFIERS. each **49/9**

R.S.C. SENIOR Guitar Amplifier
14 watt high-fidelity push-pull output Separate bass and treble "cut" and "boost" controls. Twin separately controlled inputs so that two instruments or "mike" and pick-up can be used at the same time. Two loudspeakers are incorporated, a 12in. high flux 14 watt bass unit, and a 6 x 4in. elliptical for treble. Cabinet is well made and finished as Junior Model. Size approx. 18 x 18 x 8in. **Only 16 Gns.** 10/- Send S.A.E. for leaflet. OR DEPOSIT 37/- and nine monthly payments of 37/-.



R.S.C. B20 BASS GUITAR AMPLIFIER

A highly efficient unit incorporating a massive 15in. high flux loudspeaker specially constructed to withstand heaviest load conditions. Rating 25 watts. Individual bass and treble controls give ample "Boost" and "cut". Two high impedance jack socket inputs are separately controlled. All controls are conveniently positioned in a recessed top of the cabinet. Cabinet is of substantial construction and attractively finished in two contrasting tones of Rexine and Vynair. Size approx. 24 x 21 x 13in. Operation from 200-250 v. 50 c.p.s. A.C. mains. Send S.A.E. for leaflet.

29½ Gns. Or Deposit £3.2.0 and 12 monthly payments of 56/10. Carr. 17/6.


EX. GOVERNMENT ACCUMULATORS. Size 7 1/4 x 4 x 2 1/2 in. 2 v. 16 A.H. brand new. 6/9 each, 3 for 15/6.

EX. GOVT. SMOOTHING CHOKES. 200 mA. 3-5 H. 50 ohms, Parmeko 8/9; 150 mA. 10 H. 50 ohms 9/9; 80 mA. 20 H. 300 ohms 5/9; 120 mA. 12 H. 100 ohms 8/9; 50 mA. 30 H. 1,000 ohms 6/9; 130 mA. 10 H. 100 ohms 6/9; 60 mA. 5-10 H. 250 ohms 8/11.

COMPLETE POWER PACK KIT, 19/11 Consisting of Mains Trans., Metal Rectifier, Double electrolytic, smoothing choke chassis and circuit. For 200-250 v. A.C. mains. Output 250 v. 60 mA. 6.3 v. 2 a.

R.S.C. POWER PACK, 39/9. Louvred metal case only 8 x 5 1/4 x 4 1/2 in. Stove enamelled. For 200-250 v. A.C. mains. Output at 4 pin plug and socket 250 v. 60 mA, fully smoothed and 6.3 v. 2 a. Suitable for power requirements of almost any Pre-amp. or Radio Tuner.

R.S.C. BATTERY ALARM or INTER-COMM. KIT Complete set of parts with diagrams, etc. Housed in two polished walnut finished cabinets of pleasing design. High sensitivity. For 200-250 v. A.C. mains. Fully isolated. Controllable at both units. An intercomm. of this class would normally cost £20-£30. Only 8/6, carr. 5/- or assembled ready for use **9/6**.



EX. GOVT. SELENIUM RECTIFIERS 12v 15 AMP (BRIDGE) F.W. ONLY 19/9

HEAVY DUTY LOUDSPEAKERS IN SUBSTANTIAL REXINE COVERED CABINETS. Type BG1. Suitable for Bass Guitar. Speaker Unit 15in. High Flux 15 ohms. 25 watts. Cabinet size approx. 24 x 21 x 13in. Only 19½ gns. Or Deposit 42/- and 12 monthly payments of 34/9. Type BG2. Suitable for Bass Guitar. Super Sensitive, 15in. 15 ohms high flux speaker. Cabinet size approx. 30 x 21 x 14in. Attractive covering of two contrasting tones of Rexine and Vynair. Rating 50 watts. Only 29 gns. Or Deposit £3.7.6 and 12 monthly payments of 50/-.

Type BG3/2. Suitable Bass and Lead Guitar. Two 12in. high flux 15 ohms 25 watt and dual cone to provide smooth frequency response from 25 to 17,000 c.p.s. Cabinet size approx. 30 x 21 x 14in. Covered in two contrasting tones of grey Vynair and Rexine. Rating 50 watts. Only 29 gns. Or Deposit £3.7.6 and 12 monthly payments of 50/-.

LARGE REXINE COVERED SPEAKER CABINETS. Heavy blockboard construction. Very attractive two tone covering of Rexine and Vynair. Size 30 x 21 x 16in. 12in. 11 gns. or Deposit 25/9 and 9 monthly payments 25/9. Size 30 x 30 x 16in. cut for 15in. or 18in. speaker 13 gns. or Deposit 30/- and 9 monthly payments 30/4. Suitable speakers available.

FANE EXTRA HEAVY DUTY LOUDSPEAKER 15in. TYPE 153. 40 watts. Total flux 375,000 lines. Extremely high sensitivity. 15 ohm voice coil. Only 18 gns. or Deposit 35/- and 12 monthly payments 35/-.

FANE EXTRA HEAVY L/SPEAKER 183. 18in. 15 ohms. 60 watts. 3in. diam. Speech Coil. Total Flux 375,000 lines. High sensitivity. ONLY 25 gns. or Deposit 52/9 and 12 monthly payments of 43/-.

R.S.C. (Manchester) Ltd.

LEICESTER 32 High St. Half-day Thursday	BIRMINGHAM 6 Gt. Western Arcade (Opp Snow Hill Sta) No half-day	SHEFFIELD 13 Exchange St. Castle Market Bldgs. Sheffield Half-day Thursday	HULL 51 Savile St., Hull	LIVERPOOL 73 Dale St. Liverpool 2	BRADFORD 56 Morley St. (above Alhambra Theatre) Bradford Half-day Wednesday	MANCHESTER 8-10 Brown St. (Market St.) Manchester 2 No half-day	LEEDS 5-7 County (Mecca) Arcade Briggate, Leeds Half-day Wed.
---------------------------------------------------------	------------------------------------------------------------------------------------	-----------------------------------------------------------------------------------------------	---------------------------------------	------------------------------------------------	------------------------------------------------------------------------------------------------	------------------------------------------------------------------------------------	----------------------------------------------------------------------------------

MAIL ORDERS to 5 County Arcade, Leeds 1. Terms: C.W.O. or C.O.D. No C.O.D. under £1. Postage 2/9 extra under £2. 4/6 extra under £5. Trade Supplied. S.A.E. with all enquiries please.

www.americanradiohistory.com

R.S.C.

(Manchester) Ltd.

MAIL ORDERS to 5 County Arcade, Leeds 1. Terms: C.W.O. or C.O.D. No C.O.D. under £1. Postage 2/9 extra under £2. 4/6 extra under £5. Trade Supplied. S.A.E. with all enquiries please.

LEICESTER 32 High St. Half-day Thursday	BIRMINGHAM 4 Gt. Western Arcade (Opp Snow Hill Sta) No half-day	SHEFFIELD 13 Exchange St. Castle Market Bldgs. Sheffield Half-day	HULL 51 Savile St., Hull Thursday	LIVERPOOL 73 Dale St. Liverpool 2 Half-day	BRADFORD 56 Morley St. (above Alhambra Theatre) Bradford Wednesday	MANCHESTER 8-10 Brown St. (Market St.) Manchester 2 No half-day	LEEDS 5-7 County (Mecca) Arcade Briggate, Leeds 1 Half-day Wed.
---------------------------------------------------------	------------------------------------------------------------------------------------	--------------------------------------------------------------------------------------	---------------------------------------------------	------------------------------------------------------------	---------------------------------------------------------------------------------------	------------------------------------------------------------------------------------	------------------------------------------------------------------------------------

FANE HEAVY DUTY HI-FI SPEAKERS

12in. 15 ohms. Cast chassis. Exceptionally robust 2in. diam. Voice Coil Assemblies. 122/10 20w.. 5 gns. 122/12 20w.. 6 gns. 122/14 22w.. 9 gns. 122/17 25w.. 11 gns. 15in. 15 ohms. Cast chassis. Exceptionally robust 2in. diam. Voice Coil Assemblies. 152/12 20w.. 12 gns. 152/14 22w.. 14 gns. 152/17 25w.. 16 gns. "A" Indicates dual cone type, 30-17,000 c.p.s. Send S.A.E. for leaflets. Terms available.

R.S.C. 30-WATT ULTRA LINEAR HIGH FIDELITY AMPLIFIER A10

A highly sensitive Push-Pull high output unit with self-contained Pre-amp. Tone Control Stages. Certified performance figures compare equally with most expensive amplifiers available. Hum level 30-30,000 c/s. A specially designed sectionally wound ultra linear output transformer is used with 807 output valves. All components are chosen for reliability. Six valves are used: EF86, EF86, ECC83, 807, 807, GZ34. Separate Bass and Treble Controls are provided. Minimum input required for full output is only 12 millivolts so that ANY KIND OF MICROPHONE OR PICK-UP IS SUITABLE. The unit is designed for CLUBS, SCHOOLS, THEATRES, DANCE HALLS or OUT-DOOR FUNCTIONS, etc. For use with Electronic ORGAN, GUITAR, STRING BASS, etc. For standard or long-playing records. OUTPUT SOCKET PROVIDES L.T. and H.T. for a RADIO FEEDER UNIT. An extra input with associated vol. control is provided so that two separate inputs such as Gram and "Mike" can be mixed. Amplifier operates on 200-250 v. 50 c/s. A.C. Mains and has output for 3 and 15 ohm speakers. Complete Kit of parts with fully punched chassis and point-to-point wiring diagrams and instructions. It required perforated cover with carrying handles can be supplied for 19/9. The amplifier can be supplied factory built with EL34 output valves and 12 months guarantee, for 14 gns. Send S.A.E. for leaflet. TERMS: DEPOSIT 33/9 and 9 monthly payments 33/9. Suitable microphones and speakers available at competitive prices.

11 Gns.

WE STOCK ARMSTRONG, DULCI, LINEAR, ROGERS, LEAK and JASON EQUIPMENT GOODMANS, W.B. and FANE SPEAKERS GARRARD AND GOLDRING TABLES

SUPERHET FEEDER UNIT. Design of high quality Radio Tuner (specially suitable for use with our Amplifiers). Delayed A.V.C. Controls are Tuning, L.T. and Vol. Only 250 v. 15 mA. H.T. and W.C. of 6.3 v. 1 amp. required from amplifier. Size approx. 9 x 8 7/16 in. high. Simple alignment procedure. Point-to-Point wiring diagrams, instructions and priced parts list with illustrations. 2/6. Total building cost £4.15.0. S.A.E. for leaflet.

R.S.C. BATTERY TO MAINS CONVERSION UNITS

Type BM1. An app. dry battery eliminator. Size 5 1/2 x 4 1/2 in. approx. Completely replaces battery supplying 1.4 v. and 90 v. where A.C. mains 200-250 v. 50 c/s is available. Suitable for all battery portable receivers requiring 1.4 and 90 v. This includes low consumption types. Complete kit with diagrams. 39/9, or ready to use, 46/6.



kit of parts with diagrams and instructions. 49/9. or ready to use, 59/6.

P.M. SPEAKERS. 10in. W.B. "Stentorian" 3 or 15 ohms type HP 1012 10 watts. hi-fidelity type. Recommended for use with our A11 Amplifier. £4.7.6. 12in. R.A. 3 ohms 10 watts (12,000 lines), 59/6.

TWEETERS. R.A. 3 ohm. 19/9; 15 ohm. 25/9

R.A. 12in. DUAL CONE 3 ohm 8 watt Speakers. Ideal for Stereo. Only 39/9 ea.

Jason FMTI V.H.F./F.M. Radio Tuner design. Total cost of parts including valves. Tuning dial, Escutcheon, etc.. £7.19.6.

LINEAR L45 MINIATURE 45 WATT QUALITY AMPLIFIER. Suitable for any record playing unit, and most microphones. Negative feedback 12 db. Separate Bass and Treble Controls. 25 mA. 200-250 v. 50 c/s. Output for 2-3 ohm speaker. Mullard valves E280, ECC83, EL84. Size only 7 x 5 x 5 1/2 in. high. Guaranteed 12 months. Only £5.19.6. Send S.A.E. for leaflet. Terms: Deposit 22/6 and 5 monthly payments of 22/6.

R.S.C. 4.5 WATT AS HIGH-GAIN AMPLIFIER



230-250 v. 50 c/s. Output for 2-3 ohm speaker. Chassis is not alive. Kit is complete in every detail and includes full punched chassis and wiring diagrams and instructions. Exceptional value at only £4.15.0, or assembled ready for use 25/- extra. Plus 3/6 carr., or deposit 22/6 and 5 monthly payments of 22/6 for assembled unit.

NOW OPEN AT 26 Osmoston Road THE SPOT DERBY


R.S.C. GRAM AMPLIFIER KIT. 3 watts output. Negative feedback. Controls Vol. Tone and Switch. Mains operation 200-250 v. A.C. Fully isolated chassis. Circuit, etc., supplied. Only 39/9. Carr. 3/9.

THE SKYFOUR T.R.F. RECEIVER. A design of a 3 valve long and medium wave 200-250 v. A.C. Mains receiver with selenium rectifier. High gain H.F. stage and low distortion detector. Valve line-up 6K7, 6SP6, 6V6G. Selectivity and quality excellent. Simple to construct. Point-to-Point wiring diagrams, instructions and parts list 1/9. maximum building costs 24.19.6. Inc. attractive walnut veneered wood cabinet 12 x 6 1/2 x 5 1/2 in.

MULTI-METERS. CABY M1. Sensitivity 2,000 ohms per volt. A.C. and D.C. 54/A.10. Basic Meter sensitivity 155 microamps A.C. and D.C. ranges 24.17.6. B.20. Sensitivity up to 10,000 ohms per volt A.C. and D.C. £6.10.0. 30,000 ohms per volt. with overload buzzer. £8.19.6.

R.S.C. JUNIOR HI-FI REPRODUCER. The very latest Goodman Axlette 8 High Fidelity loudspeaker (retailing at approx. 5 gns.) fitted in a specially designed bass Reflex cabinet size 12 x 18 x 10 in. Accoustically lined and ported and finished in polished walnut veneer. Matching impedance 15 ohms. Frequency range 40-15,000 c.p.s. Power handling 6 watts nominal. 8 Gns. Ideal for Stereo. Limited number. Carr. 4/6.

12in. 10 WATT HIGH QUALITY LOUDSPEAKER



In walnut veneered cabinet. Gauss 12,000 lines. Speech coil 3 ohms or 15 ohms. Only £4.19.6 Carr. 5/-. Terms: Deposit 11/3 and 9 monthly payments of 11/3. 13in. 10 WATT HI-FI LOUD-SPEAKERS IN CABINET. Size 18 x 18 x 10in. Finish as above. Terms: Deposit 17/9 and 9 monthly payments of 17/6. Only £7.19.6. Carr. 8/6. For larger types see page 577.

LINEAR LG84 GRAM AMPLIFIER. High quality. Separate Bass and Treble controls. Handsome appearance. Completely enclosed. Black/Gold Frontplate 5 gns.

R.S.C. BASS REFLEX CABINETS, JUNIOR MODEL.

Specially designed for W.B. HF1012 Speaker, but suitable for any good quality 10in. speaker. Acoustically lined and ported. Polished walnut veneer finish. Size 18 x 12 x 10in. Handsome appearance. Ensure superb reproduction for only £3.19.6.

STANDARD MODEL.

As above but for 12in. speakers. Size 20 x 15 x 13in. For vertical or horizontal use, £5.19.6. Suitable also with brass ferrules, 19/6 per set of 4.

R.S.C. CORNER CONSOLE CABINETS

Polished walnut veneer finish. Pleasing design. **JUNIOR MODEL.** Size 20 x 11 x 8in. for 8 x 5in. or 10 x 6in. speakers. **STANDARD MODEL.** Size 27 x 18 x 12in. for 8 or 10in. speakers. £4.19.6. **SENIOR MODEL.** Size 30 x 20 x 15in. for 12in. Speaker. Suitable Speaker systems below. Only £9.19.6.



AUDIOTRINE HI-FI SPEAKER SYSTEMS.

Consisting of matched 12in. 12,000 line, 15 ohm high quality speaker, cross-over unit (consisting of choke, condenser, etc.) and Tweeter. The smooth response and extended frequency range ensure surprisingly realistic reproduction. Standard 10 watt rating £4.19.6. Carr. 5/-. Or Senior 15 watt, 7 gns.

ALDIOTRINE EQUIPMENT CABINETS.

Size 36 x 15 x 18in. Beautiful walnut veneer finish. Elegant contemporary design. Robust construction. Uncut removable baseboard. Depth above baseboard 5 1/2 in. Only 12 gns. Carr. 15/-. Terms: Dep. 29/8, & 9 monthly pmts of 29/8.



AUDIOTRON HI-FI TAPE RECORDER KIT 25 1/2 GNS.

REALISM AT INCREDIBLY LOW COST, CAN BE ASSEMBLED IN AN HOUR
 Incorporating the latest Collaro Studio Tape Transcriber. The audiophile High Quality Tape Amplifier with negative feedback equalisation for each of 3 speeds. High Flux P.M. Speaker, empty Tape Spool, a Reel of Best Quality Tape and a Handsome Portable carrying Cabinet with latest attractive two-tone polychrome finish, size 14 1/2 x 15 x 8 1/2 in. high and circuit. Total cost if purchased individually approximately £40. Performance equal to units in the £60-£80 class. S.A.E. for leaflets TERMS. Deposit £2.13-9 and 12 monthly payments of 44/- Cash price if settled in 3 months.



HIGH FIDELITY 12-14 WATT AMPLIFIER TYPE A11

PUSH-PULL ULTRA LINEAR OUTPUT "BUILT-IN" TONE CONTROL PRE-AMP STAGES

Two input sockets with associated controls allow mixing of "mike" and gram, as in A.10 High sensitivity. Includes 5 valves, ECC83, ECC83, EL84, EL84, E281. High Quality sectionally wound output transformer specially designed for Ultra Linear operation and reliable small condensers of current manufacture. INDIVIDUAL CONTROLS FOR BASS AND TREBLE "Lift" and "Cut". Frequency response ± 3 db. 30-30,000 c/s. Six negative feedback loops. Hum level 60 db. ONLY 23 millivolts INPUT required for FULL OUTPUT. Suitable for use with all makes and types of pick-ups and microphones. Comparable with the very best designs for SPEAKER or LONG PLAYING RECORDS. For MUSICAL INSTRUMENTS such as STRING BASS, LEAD OR RHYTHM GUITARS, etc.



RADIO FEDERUNIT. Size approx. 12 x 9 x 7 in. For A.C. mains 200-250 v. 50 c.p.s. Output for 3 and 15 ohm speakers. Kit is complete to last unit. Chassis fully punched. Full instructions and point-to-point wiring diagrams supplied. ONLY 8 Gns. Carr. (Or factory built 51/- extra.) If required louvered metal cover with 2 carrying handles can be supplied for 18/9. TERMS S.A.E. for illustrated leaflet detailing Cabinets, Speakers, Microphones, etc., with cash and credit terms.

LINEAR TAP PRE-AMPLIFIER. Type LP/1. Switched Negative feedback equalisation. Positioner for Record 1 1/2 in., 3 1/2 in., 7 1/2 in. and Playback. EM84 Recording Level Indicator. Designed for record as the link between a Collaro Tape Transcriber and a high fidelity amplifier, but suitable for almost any Tape Deck. ONLY 9 gns. S.A.E. for leaflet.

R.S.C. STEREO/TEN HIGH QUALITY AMPLIFIER



A complete set of parts for the construction of a stereophonic amplifier giving 5 watts high quality output on each channel (total 10 watts). Sensitivity is 50 millivolts. Suitable for all crystal stereo heads. Ganged Bass and Treble Control gives equal variation of "lift" and "cut". Provision is made for use as straight (monaural) 10-watt amplifier. Valve line-up ECC83, ECC83, EL84, EL84, E281. Outputs for 2-3 ohm speakers. Point-to-Point wiring details and instructions supplied. Send S.A.E. for leaflet. 8 Gns. Full constructional details and price list 2/6. Carr. 10/-

Kit can be supplied assembled ready to use for 59/6 extra.

ONLY 3 PAIRS OF SOLDERED JOINTS PLUS MAINS

HI-FI CRYSTAL PICK-UP HEADS. (Cartridges.) Acos Standard replacement for Garrard, B.S.R. and Collaro, 16/9. Acos Stereo-Monaural, 29/9. Ronette Stereo-Monaural 59/6. B.S.R. Stereo 39/9. BRADMAC RECORDING HEADS. High Impedance: Record/Playback 22/-, Low Impedance Erase, 12/6. MARRIOTT RECORDING HEADS. High Impedance, Record/Playback 15/-, Low Impedance, Erase, 10/-.

PICK-UP ARMS. Complete and with latest Acos/hi-fi Turnover Cartridge 29/11. CRYSTAL MICROPHONES. Hand type NP10 14/9, R.T.C. 19/9. Acos Mic 40 25/9. Acos Mic 45 29/9. Stick type Acos 39-1 39/9. BM3 with neck band and heavy table stand 59/9. Lapel type 35/9.

COLLARO JUNIOR 4-speed Single Player Unit and Crystal Pick-up with hi-fi Turnover head. Only £3.19.6. B.S.R. H414 4-sp/d AUTO-CHANGERS with hi-fi turnover head, 26.19.6. Carr. 4/6. GARRARD AUTO-SLIM 4-SPEED AUTO-CHANGER with high fidelity pick-up. Latest model. For 200-250 v. A.C. mains, £7.19.6. Carr. 4/6.

GARRARD AT6 AUTO-SLIM DELUXE 4-SPEED AUTOCHANGERS. Turnover GC8 head, for 200-250 v. A.C. mains, £11.9.0.

GL3A MINIATURE 2-3 WATT GRAM AMPLIFIER. For use with any single or auto-change unit. Output for 2-3 ohm speaker. For 200-250 v. A.C. mains. Size 1 1/2 x 2 1/2 x 2 1/2 in. Controls: Vol. and Tone with Switch. Only 59/6.

B.S.R. MONARDECK TAPEDECKS. Speed 3 1/2 in. per sec. With high quality recording heads, 26.19.6. Carr. 5/- Cabinets to take Deck and amplifier 39/6.

SENSATIONAL STEREO OFFER

A complete set of parts (4 Gns.) to construct a good quality Stereo amplifier with an undistorted output total 6 watts. For A.C. mains 250 v. Sensitivity 130 m.v. Ganged Vol. and Tone Controls. Preset balance control. Full instructions and wiring diagram. Stereo Pick-up Head 19/9 extra with above only.

SOLDERING IRONS. 230-250 v. 30 watts. First quality. For Radio work. 18/9. Spare elements and bits available.

R.S.C. BATTERY CHARGING EQUIPMENT

All for A.C. Mains 200-250v., 50 c/s. Guaranteed 12 months.

Assembled 4-Samps 6/12 v.	ASSEMBLED 3 amps.	BATTERY CHARGER KITS
Fitted Ammeter and variable charge rate selector. Also selector plug for 6 v. or 12 v. charging. Louvred steel case with stouved blue hammer finished. Fused and ready for use with mains and output leads. Carr. 5/- Terms: Deposit 13/3 and 5 monthly payments 13/3 6/12 v. 3a., all facilities as above. Only 59/6. carr. 3/9.	Fitted Ammeter and selector plug for 6 v. or 12 v. Louvred metal case finished attractive hammer blue. Fused, ready for use with mains and output leads. Carr. 3/9. 6/12v. 1amp. 27/6 Less meter.	Consisting of Mains Transformer, F.W. Bridge, Metal Rectifier, well ventilated steel case. Fuses, Fuse-holders, Grommets, panels, Heavy Duty Clip, circuit. Carr. 3/6 extra. 6 v. or 12 v. 1 amp. 22/9 As above, with Ammeter 25/9 6 v. 2 amps. 19/9 6 v. or 12 v. 2 amps. 25/9 6 v. or 12 v. 2 amps, including Ammeter 35/9 6 v. or 12 v. 4 amps. 45/9 6 v. or 12 v. 4 amps, with Ammeter and variable charge rate selector. 52/9

HEAVY DUTY CHARGER KIT. 6/12 v. 6 amps. variable output. Consisting of Mains Transformer 0-200-250 v. F.W. (Bridge) Selenium Rectifier; Ammeter, Variable Charge Rate Selector Panels, Plugs, Fuses, Fuseholder and circuit. 59/9. Carr. 4/6.

R.S.C. MAINS TRANSFORMERS (FULLY GUARANTEED)

Interleaved and Impregnated. Primary 200-250-250 v. 50 c/s. Screened TOP SHROUDED DRY THROUGH	Primary 425-0-425v. 200mA. 6.3v. 4a. C.T. 5v. 3a. 55/-
250-0-250v. 70mA. 6.3v. 2a. 0-5-6.3v. 2a. 12/9	425-0-425v. 200mA. 6.3v. 4a. C.T. 5v. 3a. 55/-
350-0-350v. 80mA. 6.3v. 2a. 5v. 2a. 18/9	450-0-450v. 250mA. 6.3v. 4a. C.T. 5v. 3a. 59/9
250-0-250v. 100mA. 6.3v. 2a. 6.3v. 1a. 21/9	Midget Battery Pentode 66:1 for 3S4, etc. Small Pentode, 5,000 Ω to 3 Ω 4/6
250-0-250v. 100mA. 6.3v. 3.5a. C.T. 18/9	Small Pentode 7/8, 000 Ω to 3 Ω 4/6
250-0-250v. 100mA. 6.3v. 4a. 0-5-6.3v. 3a. 25/9	Standard Pentode 5,000 Ω to 3 Ω 4/6
300-0-300v. 130mA. 6.3v. 4a. 6.3v. 1a. for Mullard 5U Amplifier 29/9	Standard Pentode 7,000 Ω to 3 Ω 5/9
300-0-300v. 100mA. 6.3v. 4a. 0-5-6.3v. 3a. 26/9	Push-Pull 10-15 Ω to 8 Ω 5/9
350-0-350v. 150mA. 6.3v. 4a. 0-5-6.3v. 3a. 27/9	or matched to 15 Ω. 5/9
425-0-425v. 200mA. 6.3v. 4a. 5v. 3a. 48/9	Push-Pull 10-12 watts to match 6V6 or EL84 to 3-5-8 to 15 Ω 19/9
FULLY SHROUDED UPRIGHT	Following types for 3 and 15 Ω speakers: 18/9
250-0-250v. 60mA. 6.3v. 2a. 0-5-6.3v. 2a. 17/11	Push-Pull 10-12 watts 6V6 or EL84 18/9
Midget type 21 x 3 1/2 in. 250-0-250v. 100mA. 6.3v. 4a. 0-5-6.3v. 3a. 27/9	Push-Pull 15-18 watts. 6L6, KT66 22/9
300-0-300v. 100mA. 6.3v. 4a. 5v. 3a. 27/11	Push-Pull Mullard 510 UltraLinear 29/9
300-0-300v. 130mA. 6.3v. 4a. C.T. 6.3v. 1a. for Mullard 6C11F 33/9	Push-Pull 20 watts, sectionally wound, 6L6, KT66, EL34, etc. 49/9
350-0-350v. 100mA. 6.3v. 4a. 5v. 3a. 27/11	
350-0-350v. 150mA. 6.3v. 4a. 5v. 3a. 35/9	

CHARGER AMMETERS 0-1.5 a., 0-3 a., 0-4 a., 0-7 a., 0-60 a. 8/11.

MIDGET MAINS Primaries 200-250 v. 50 c/s. 250v. 80mA. 6.3v. 2a. 11/9 250-0-250v. 80mA. 6.3v. 2a. 12/11 Both above size 2 1/2 x 2 1/2 in.

FILAMENT TRANSFORMERS All with 200-250v. 50 c/s primaries 6.3v. 1.5a. 5/9; 6.3v. 2a. 7/6; 12v. 1a. 7/11; 6.3v. 3a. 8/11; 6.3v. 6a. 17/6; 12v. 1.5a. 7/16.

SMOOTHING CHOKES 150mA. 7-10 H. 250 ohms. 11/9 100mA. 10H. 200 ohms 8/9 80mA. 10H. 350 ohms 5/9 80mA. 10 H. 400 ohms 4/11

CHARGER TRANSFORMERS All with 200-250v. c/s Primaries: 0-9-15v. 1a. 12/9; 0-9-15v. 2a. 14/9; 0-9-15v. 3a. 16/9; 0-9-15v. 5a. 19/9; 0-9-15v. 6a. 23/9; 0-9-15v. 8a. 28/9.

AUTO (Step up/Step down) TRANS. 50-500 watts, 13/9 250 watts, 39/9; 150 watts, 27/9. MICROPHONE TRANSFORMERS 120 : 1 high grade, clamped, 8/9.

EXCEL

11in

RADIO & TELEVISION

Through this ICS
3-way Training Method

1 MASTER THE THEORETICAL SIDE
From easy-to-understand courses! Designed to teach you the theory of radio and television engineering quickly and easily.

2 MASTER THE PRACTICAL SIDE
With the help of easy-to-follow illustrations! Designed to show you how to develop your practical abilities in radio and television engineering alongside your theoretical studies.

3 MASTER THE MATHEMATICAL SIDE
Through a new easy way to learn maths! Designed to teach the subject that's so often a headache, but so essential to anyone in radio and television engineering.

THERE IS AN ICS COURSE FOR YOU!

For your career or your own business, courses are available in: Radio and Television Engineering, Industrial Television, Radio and Television Servicing, VHF Engineering, Electronics, Computer Technology and Programming, Electronic Technicians, Servo-mechanisms, Telemetry, Instrumentation, Principles of Automation and Calculus for Electronics.

And for your hobby, there are practical "learn as you build" radio courses as well.

POST THIS COUPON TODAY FOR FREE BROCHURE TO:

ICS (Dept 171), Intertext House, Parkgate Rd., London, SW11.

NAME _____

ADDRESS _____

AGE _____

OCCUPATION _____ 12.63


INTERNATIONAL CORRESPONDENCE SCHOOLS

Member of the Association of British Correspondence Colleges.

HARVERSON SURPLUS CO. LTD. ▶

For address see opposite page

3-VALVE AUDIO AMPLIFIER. MODEL HA34



Designed for Hi-Fi reproduction of records A.C. Mains operation. Ready built on plated heavy gauge metal chassis, size 7 1/2 in. w. x 4 1/2 in. d x 4 1/2 in. h. Incorporates EOC83, E184, E250. Tape Amplifier for Collaro Studio Decks. Transformer and output transformer matched for 3 ohm speaker, separate Bass, Treble and volume controls. Negative feedback line. Output 4 1/2 watts. Front panel can be detached and leads extended for remote mounting of controls.

The HA34 has been specially designed for us and our quantity order enables us to offer them complete with knobs. **£4.5.0** P. & P. 4/- valves etc. wired and tested for only

TWO VALVE AMPLIFIER similar to above but using ECL82 and E280. with tone and volume controls. Output 3 watts. **PRICE 75/-**. P. & P. 4/-

MARTIN RECORDAKITS

Tape Amplifier for B.S.R. Deck. **£8.8.0** P. & P. 3/6

Cabinet with 7 x 4 in. speaker for above **£4.4.0** Carr. and Ins. 5/-

Cabinet with Collaro Studio Deck. **£11.11.0** P. & P. 3/6

Cabinets with 8 x 5 in. speaker for above, **£5.5.0** Carr. and Ins. 5/-

Tape Pre-Amplifier, complete with power supplies, **£8.8.0** P. & P. 3/6. Full easy-to-follow instructions supplied. Send S.A.E. for leaflet.

Full range of Microphones and Tape always in stock.

SPECIAL OFFER!

MARCONI QUARTZ CRYSTALS TYPE 21HB

Glass encapsulated, 2 wire lead out. Size 1 1/2 in. high x 3/4 in. dia. Following frequencies (Kc/s) only available
13521, 13583, 13846, 13708
13771, 13833, 13895, 13958
14021, 14083, 14146, 14208
14271, 14333, 14396, 14459
6/- each. P. & P. 1/- per crystal
3 or more Post Free.

4-SPEED PLAYER UNIT BARGAINS SINGLE PLAYERS

TU/12 **£3.10.0** Carr. 3/6

B.S.R. UA14 **£6.2.6**

Latest B.S.R. UA16 **£7.2.6**

LATEST GARRARD AUTO-SLIM **£6.17.6** (also few only with heavy duty 4-pole motor, £7.7.0).

Carr. 5/- each.

SPECIAL TRANSISTOR BARGAINS ALL BRAND NEW

OET 15 (Matched Pair) 15/-

OC71 5/- PXA101 6/8

OC72 6/- XA103 6/6

OC76 6/- V10/10p 12/8

Set of Mullard 6 transistors, OC44, 2-OC45, OC81D matched pair

OC81 25/-

EDISWAN MAZDA

R.F.1 Pack: 1-PXA102 Mixer; 2-PXA101 I.F. Amp; (Equiv. OC44 and OC45) **£10/6**

R.F.2 Pack: 2-PXA101 I.F.; 1-PXA102 Osc. **£12/6**

Mixer **£12/6**

I.F.6 Pack: Consisting of PXB113 Driver, Matched pair, PXD171

mounted complete with heat sinks (Equiv. OC81D and OC81) **£12/6**

ALL TRANSISTORS POST FREE

TAPE DECKS

COLLARO STUDIO DECK **£10.10.0** plus 5/6 carr. and ins.

B.S.R. MONARDECK (Single speed) 3 1/2 in. per sec. simple control, uses 4 1/2 spools, **£6.15.0** plus 5/6 carr. and ins. (Tapes extra on both).

BRAND NEW CAR RADIO AERIAL BARGAINS!

BY WELL KNOWN MAKER

Following types available for wiring mounting: simple one hole fixing, all heavily chromed, telescopic and complete with coax plug and lead.


TYPE HS1, 3 section, open 4 1/2 in., closed 1 1/2 in. (List 52/6), OUR PRICE 23/-

TYPE HS2, 4 section, open 4 1/2 in., closed 2 in., length below wing 12 in., adjustable angle 0-26°, (List 47/6), OUR PRICE 40/-

TYPE HS3, 5 section, open 4 1/2 in., closed 1 1/2 in., length below wing 9 1/2 in., adjustable angle 0-26°. Features a tamper-proof locking device, aerial cannot be extended without using special key provided. (List 57/6), OUR PRICE 50/-

All aerials plus 2/6 P. & P.

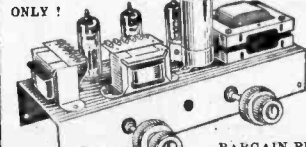
Limited number available TELEFUNKEN HI-FI STEREO AMPLIFIER



Model 882 with BALANCED CONTROL 110/250 v. A.C. input. 5 watt undistorted output (10 watts nominal). Size 12 x 9 x 2 in. Weight 9 lb. Complete with spec. and instructions. **STILL ONLY £6.19.8**. Carr. 7/-.

ACOS GP85/1 T/0 MONO CRYSTAL CARTRIDGE. Complete with sapphire styl and mounting bracket. Limited number only at 12/6. P. & P. 1/-.

FEW ONLY! STEREO AMPLIFIER




Incorporating 2 ECL82s and 1 E280, heavy duty double wound mains transformer. Output 4 watts per channel. Full tone and volume controls. Absolutely complete.

BARGAIN PRICE 89/6 P. & P. 5/-

SPECIAL PURCHASE! TURRET TUNERS by famous maker Brand new and unused. Complete with PCC84 and PCP80 valves, 34-38 Mc/s I.F. Biscuits for Channels 1 to 5 and 8 and 9. Circuit diagram supplied. **ONLY 25/- each. P.P. 2/6.**

F.M. TUNER HEAD



A permeability tuned tuner head by a famous maker, supplied without valve (ECC85) and drum and spindle, 15/8, plus 1/8 P. & P. Valve 8/8 extra. Drum and spindle 3/6 extra.

GORLER F.M. TUNER HEADS

10.7 Mc/s I.F., 15/-, plus 1/8 P. & P. (ECC85 valve, 8/8 extra).

E.M.I. 4-speed Player and P.U. FURTHER HUGE PURCHASE enables us to offer these 67/6 P. & P. 1/8.



Heavy 8 1/2 in. metal turntable. Low flutter performance 200/250v. shaded motor with tap at 45v. for amplifier valve filament if required. Turnover R/P78 head.

RECORD PLAYER AMPLIFIER

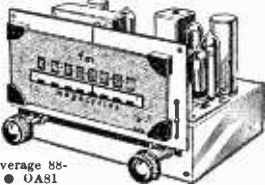
2 valve (E280, ECL82), A.C. mains, 3 watts output, ready built, tested and complete with valves and output transformer. Size 7 in. w. x 2 1/2 in. d. x 3 1/2 in. h. 56/- P. & P. 3/-. Suitable speakers: 6 in. 15/- P. & P. 1/6. 10 x 6 in., 25/- P. & P. 1/6.

SPEAKER & CABINET FABRICS

Oatmeal, Red and Gold fabrics and various patterns in Vynair and Tygan for speaker and cabinet covering, also Red Rexine for cabinet covering only. All 5 1/2 in. wide and usually sold at 35/- yard. **OUR PRICE 13/6** per yard length, plus P. & P. 1/6. (Minimum order 1 yard) Send S.A.E. for samples

HARVERSON'S F.M. TUNER Mk.1

● F.M. tuning head by famous maker. ● Guaranteed non-drift. ● Permeability tuning. ● Frequency coverage 88-100 Mc/s. ● OAS1 balanced diode output. ● Two I.F. stages and discriminator. ● Attractive varnour and gold dial (7 x 3 in. glass). ● Self powered, using a good quality mains transformer and valve rectifier. ● Valves used ECC85, two EF80s, and E280 (rectifier). ● Fully drilled chassis. ● Size of completed tuner 8 x 6 x 5 1/2 in. ● All parts sold separately. Set of parts if purchased at one time 25.19.6, plus 5/6 P.P. and ins. Circuit diagram and instructions 1/6 post free. Mark II Version as above but complete with magic eye, front panel and brackets, 25.12.6. P. & P. 8/6. Mark III Version as Mark I but with output stage (ECL82) and tone control. 27.7.0. P. & P. 8/6. Handsome Metal Cabinets. Choice of Grey, Black or Green. To fit Mark I, 25/- P. & P. 2/6. To fit Mark II, 17/6. P. & P. 2/6.



6 TRANSISTOR AND DIODE SUPERHET

A first-class 2 waveband transistor superhet. ● Printed circuit panel (size 8 1/2 x 2 1/2 in.). ● 3 pre-aligned I.F. transformers. ● High-gain Ferrite rod aerial. ● All First-grade transistors. ● Car aerial windings. ● Push-button output. ● All parts supplied with simple instructions. All parts sold separately. Set of parts if purchased at one time.

ONLY £4.5.0 P. & P. 2/6

35 OHM SPEAKERS

Suitable for use with above. 2 in. Goodmans. Ideal replacement for most pocket portables 8/6; 2 1/2 in. 10/6; 3 1/2 in. 12/6; 6 in. 17/8; 7 x 4 in. 21/- P. & P. 1/6 per speaker.

Portable CABINET

Size approx. 9 1/2 x 6 1/2 x 3 1/2 in. Suitable for above using 3 1/2 in. speaker, 25/- P. & P. 2/6.

COIL AND TRANSFORMER SET FOR TRANSISTOR SUPERHET

3 I.F. transformers, one oscillator coil, one driver transformer and wound Ferrite aerial (med., long and serial coupling). 28/6 complete, post 1/-, 6 transistor printed circuit, board to match, 8/6. Post 9d. Circuit diagram 1/6 extra.

QUALITY RECORD PLAYER AMPLIFIER

A top-quality record player amplifier. This amplifier (which is used in a 29 gm. record player) employs ECC83, EL84, E280 valves. Bass, treble and volume controls. Complete with output transformer matched for 8 ohm speaker.

PRICE 69/6 P. & P. 3/6
DITTO. Mounted on board with output transformer and 6 in. speaker.
Complete at 89/6. P. & P. 4/6.

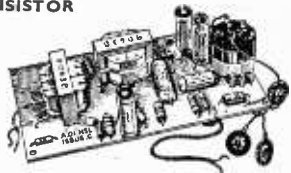
QUALITY PORTABLE RECORD PLAYER

Uncut motor board. Will take above amplifier and B.S.R. or GARRARD Autochanger or Single Record Player Unit. Size 18 x 14 x 8 1/2 in.

PRICE £39.6. Carr. 5/-.

HIGH GAIN 4-TRANSISTOR PRINTED CIRCUIT AMPLIFIER KIT Type TAI


● Peak output in excess of 1 1/2 watts. ● All standard British components. ● Built on printed circuit panel, size 6 x 3 in. ● Generous size Driver and Output Transformers. ● Output transformer tapped for 3 ohm and 15 ohm speakers. ● Transistors (GET114 or S1 Mullard OC81D) and matched pair of OC81 w/p, 9 volt operation. ● Everything supplied, wire, battery clips, solder, etc. ● Comprehensive easy to follow instructions and circuit diagram 1/6 (Free with Kit). All parts sold separately. Also ready built and tested, 52/8. P. & P. 2/6. A pair of TAI's are ideal for stereo.



SPECIAL PRICE 45/- P. & P. 2/6.

10/14 WATT HI-FI AMPLIFIER KIT

A stylishly finished monaural amplifier with an output of 14 watts into 2 16 ohm in push-pull. Super reproduction of both music and speech, with negligible hum. Separate inputs for mike and gram allow records and announcements to follow each other. Fully shrouded section wound output transformer to match 3-15 ohm speaker and 2 independent volume controls, and separate bass and treble controls are provided giving good lift and cut. Valve line-up 2 EL84s, ECC83, EF86 and E280 rectifier. Simple instruction booklet 1/6. (Free with parts).



All parts sold separately. **ONLY £6.19.6 P. & P. 6/6.** Also available ready built and tested complete with input jack plugs, £8.15.0 P. & P. 6/6.

BRAND NEW 3 OHM LOUDSPEAKERS

2 1/2 in. 12/8; 5 in. 12/8; 6 1/2 in. 15/-; 8 in. 21/-; 10 in. 25/6; 12 in. 27/6
E.M.I. 2 1/2 in. tweeter 10/8
8 in. 5 in. By famous maker 10/6
E.M.I. Ceramic High Flux Magnet 13 1/2 in. x 8 1/2 in. high flux 38/-
Rola Celestion approx. 9 in. x 6 in. middle register speaker 10/6
10 in. x 6 in. 25/-
also 15 ohm 12 inch, 30/- P. & P. up to 6 in. 1/6; over 6 in. 2/6 per speaker.

AMPLIFIER CARRYING CASES BRAND NEW

Strongly made wooden construction, tough vinyl covered, complete with carrying handle. Overall size 13 1/2 in. wide x 9 in. deep x 8 in. high with sloping front panel. Weight only 4 1/2 lbs. Ideal for our 10/14 watt amplifier and many others. **BARGAIN PRICE 28/6 P. & P. 4/-.**

AMPLIFIER ON PRINTED CIRCUIT BOARD

Two valve. UY85, UL84 O.F. trans. use with 80 volt tap off motor 30/6. P.P. 2/6 on above. Dropper res. for filaments if required. 2/6.

B.S.R. AUTO UNITS

160 v. Suitable for use with above. (slightly soiled) £4.4.0.

LARGE CABINET

Complete with 3 ohm speaker. 23.9.6. Carr. 5/- Superior CABINET Similar to above to take 8 x 5 in. speaker, with motor board, will accommodate BSR UA14 or UA16. 23.9.6. Carr. 5/6. Speaker 15/- extra. P. & P. 1/6 extra.



BARGAIN CORNER !!

ACOS CRYSTAL MIKES. High Imp. For desk or hand use. High sensitivity, 15/6. P. & P. 1/6.

TEL CRYSTAL STICK MIKE. Listed at 45/-. Our price 18/6. P. & P. 1/6.

CARBON MIKE INSERTS. Brand new, 2 1/2 in. dia., 3/6. P. & P. 9d.

ELECTROSTATIC H.F. TWEETERS. Type L.S.H. 75. Size 3 x 3 in., 2/8 each, plus 9d. P. & P.

MIDGET 2-GANG CONDENSERS. Capacity 100 pF. Polystyrene case with built-in trimmer. Size 1 1/2 x 1 1/2 in. Not used but removed from P/C boards. Two for 9/-, plus 1/- P. & P.

TRANSISTOR DRIVER and O/P TRANSFORMERS. (Tapped 3 ohms and 15 ohms output), plus 4 suitable Transistors giving approx. 1 watt output, 30/-, P.P. 2/- 3 PUSHBUTTON TRAN. S.W. SWITCH, D.P. Capacity 100 pF. Each switch 5/6 and 1/- P. & P.

MAINS TRANSFORMER
Drop thru type. Tapped primary 110v., 200v., 220v., 240v. 320-0-320v. at 80ma and 6.3v. at 3 amps. Generous core. Stock size 3 1/2 x 2 1/2 x 1 1/2 in. Weight 4 lbs. **ONLY 15/- P. & P. 3/6.**

MAINS TRANSFORMER
Tapped Primary. 1 wave or Bridge Rectifier. Secondary 250v. at 70ma 6.3 volts at 2 amps. 10/6 each. P. & P. 3/6.

MAINS TRANSFORMER
Impregnated and fully shrouded. Size 4 1/2 x 3 1/2 x 2 1/2 in. Weight 6 lbs. Tapped primary 205, 225, 245v. Electrostatic screen. Output 360. 0-300v. at 120ma D.C. plus 1050v half wave at 30ma D.C. 6.3v. at 3.5 amps. centre tapped 6v. at 2 1/2 amps and 6.3v. at .6 amps. **PRICE ONLY 21/- each. P.P. 5/-.**

4-WAY NON-TANGLE TELEPHONE CABLE
Latest spring back coil type, extends 12 in. to 5 ft. Complete with rubber bushes. 3/8 each. P. & P. 1/6.

◀ LOOK OPPOSITE FOR MORE BARGAINS

HARVERSON SURPLUS CO. LTD.

170 HIGH ST., MERTON, S.W.19. CHERRYWOOD 3985/6

Open all day Saturday Early closing Wed., 1 p.m.

A few minutes from South Wimbledon Tube Station. (Please write clearly)

PLEASE NOTE: P. & P. CHARGES QUOTED APPLY TO U.K. ONLY. P. & P. ON OVERSEAS ORDERS CHARGED EXTRA. (S.A.E. ALL ENQUIRIES)

BENTLEY ACUSTIC CORPORATION LTD.

Suppliers to H.M. Government. 38 CHALCOT ROAD, LONDON, N.W.1 Telephone: PRIMROSE 9090
NEAREST UNDERGROUND: CHALK FARM. ALL GOODS LISTED BELOW ACTUALLY IN STOCK

ALL GOODS ARE NEW, BEST QUALITY BRANDS ONLY, AND SUBJECT TO MAKERS' FULL GUARANTEE. PLEASE
NOTE THAT WE DO NOT SELL ITEMS FROM DISMANTLED EQUIPMENT NOR MANUFACTURER'S SECONDS &
REJECTS, WHICH ARE OFTEN DESCRIBED AS "NEW AND TESTED," BUT HAVE A SHORT AND UNRELIABLE LIFE

OA2	4/8	GBR8	9/3	6V8G	9/9	20F3	12/8	AC5PEN	7/7-	EAT6	7/7-	EL37	17/8	KTW62	6/8	Q8150/159/6	U43	15/8	AF118	20/-	
OB2	9/0	GBR7	25/0	6V8GT	9/9	20P4	15/9	DD	23/3	EABC80	5/6	EL38	12/8	KYW63	6/8	R12	6/7	U47	15/8	AF127	12/-
1A35	4/3	GBW6	7/6	6X4	4/6	20P5	13/6	AC6PEN	6/-	EAC31	3/6	EL41	7/6	KTZ41	5/8	R18	34/11	U90	4/8	BYZ13	11/6
1A5	2/6	GBW7	5/6	6X5	4/6	26A6G	7/6	AC6PEN	6/-	EAF42	7/8	EL42	7/8	LJ3	5/8	R17	17/6	U92	4/8	GDX	5/8
1A5	5/0	6EX8	4/0	6Y6	6/0	26L6G	6/0	(5) 17/6		EB34	1/7-	EL43	6/0	LN352	6/1-	R13	10/8	U76	4/8	GD14	10/-
1A7GT	8/9	COA	2/3	787	7/8	26U4G/10/2	6/2	AC6PEN	6/-	EB91	2/3	EL54	5/6	LN319	9/0	R22	9/0	U94	4/7	GET102	9/6
1C1	4/9	6C5	4/0	7C5	10/0	26Y5	8/0	AO8RG	22/8	EB93	8/8	EL55	7/0	LP2	9/0	RG1/240A	U101	19/8	GET103	6/0	
1C1	6/9	6C3	3/0	7C8	10/0	26Y6	8/0	AO8RG/VM	7/0	EB94	5/8	EL56	6/0	LN319	9/0	R22	9/0	U94	4/7	GET104	10/-
1C3	6/3	6C3	3/0	7D3	21/0	26Z4G	7/0	AO8RG/VM	7/0	EB95	2/3	EL57	6/0	LN319	9/0	R22	9/0	U94	4/7	GET105	6/0
1C5	6/8	6C0	11/0	7D5	15/0	26Z5	8/0			EB96	2/3	EL58	6/0	LN319	9/0	R22	9/0	U94	4/7	GET111	12/-
1C6	10/8	6C9	7/9	7D6	15/0	26Z6GT	8/0	ACTH	15/-	EB97	2/3	EL59	6/0	LN319	9/0	R22	9/0	U94	4/7	GET112	12/-
1D5	6/9	6C12	6/8	7D8	15/0	27S	12/0	ACTP	18/-	EB98	5/8	EL60	7/9	ME41	15/2	RK34	7/8	U101	19/8	GET113	9/6
1D6	9/9	6C11	12/8	7E9	12/8	28D1	22/0	ACV/P12/-		EB99	5/8	EL61	7/9	MH4	8/8	SP49	19/6	U281	9/6	GET114	9/6
1F1	6/0	6C16G	21/6	7E7	12/8	30C7	6/0	ACV/P2	20/5	EB99	5/8	EL62	10/6	MH4	8/8	SP49	19/6	U281	9/6	GET115	9/6
1F2	2/6	6C16	5/0	7E7	14/0	30C15	9/6	ATP	2/3	EB99	5/8	EL63	10/6	MH4	8/8	SP49	19/6	U281	9/6	GET116	9/6
1F3	2/6	6C16A	24/0	7E7	14/0	30C15	9/6	AZ	6/8	EB99	5/8	EL64	10/6	MH4	8/8	SP49	19/6	U281	9/6	GET117	9/6
1F7	15/0	6D1	7/6	8D3	3/0	30F6	6/0	EZ31	7/0	EB99	5/8	EL65	10/6	MH4	8/8	SP49	19/6	U281	9/6	GET118	9/6
1FD9	9/9	6D3	9/6	8D3	3/0	30F12	11/0	AZ41	6/8	EB99	5/8	EL66	10/6	MH4	8/8	SP49	19/6	U281	9/6	GET119	9/6
1G8	6/0	6D6	3/0	9VW6	9/6	30L11	5/8	B36	5/0	EB99	5/8	EL67	10/6	MH4	8/8	SP49	19/6	U281	9/6	GET120	9/6
1L6	8/8	6D8	15/0	9D2	3/0	30L15	10/0	BL3	10/8	EB99	5/8	EL68	10/6	MH4	8/8	SP49	19/6	U281	9/6	GET121	9/6
1L6	16/10	6F1	9/6	9D2	12/3	30P15	9/6	BL3	10/8	EB99	5/8	EL69	10/6	MH4	8/8	SP49	19/6	U281	9/6	GET122	9/6
1L6	4/3	6F1	9/6	9D2	12/3	30P15	9/6	BL3	10/8	EB99	5/8	EL70	10/6	MH4	8/8	SP49	19/6	U281	9/6	GET123	9/6
1L6	4/3	6F8G	4/0	10D1	7/0	30P19	12/3	CO35	13/0	EB99	5/8	EL71	10/6	MH4	8/8	SP49	19/6	U281	9/6	GET124	9/6
1L6	4/3	6F8G	4/0	10D1	7/0	30P19	12/3	CO35	13/0	EB99	5/8	EL72	10/6	MH4	8/8	SP49	19/6	U281	9/6	GET125	9/6
1L6	4/3	6F8G	4/0	10D1	7/0	30P19	12/3	CO35	13/0	EB99	5/8	EL73	10/6	MH4	8/8	SP49	19/6	U281	9/6	GET126	9/6
1L6	4/3	6F8G	4/0	10D1	7/0	30P19	12/3	CO35	13/0	EB99	5/8	EL74	10/6	MH4	8/8	SP49	19/6	U281	9/6	GET127	9/6
1L6	4/3	6F8G	4/0	10D1	7/0	30P19	12/3	CO35	13/0	EB99	5/8	EL75	10/6	MH4	8/8	SP49	19/6	U281	9/6	GET128	9/6
1L6	4/3	6F8G	4/0	10D1	7/0	30P19	12/3	CO35	13/0	EB99	5/8	EL76	10/6	MH4	8/8	SP49	19/6	U281	9/6	GET129	9/6
1L6	4/3	6F8G	4/0	10D1	7/0	30P19	12/3	CO35	13/0	EB99	5/8	EL77	10/6	MH4	8/8	SP49	19/6	U281	9/6	GET130	9/6
1L6	4/3	6F8G	4/0	10D1	7/0	30P19	12/3	CO35	13/0	EB99	5/8	EL78	10/6	MH4	8/8	SP49	19/6	U281	9/6	GET131	9/6
1L6	4/3	6F8G	4/0	10D1	7/0	30P19	12/3	CO35	13/0	EB99	5/8	EL79	10/6	MH4	8/8	SP49	19/6	U281	9/6	GET132	9/6
1L6	4/3	6F8G	4/0	10D1	7/0	30P19	12/3	CO35	13/0	EB99	5/8	EL80	10/6	MH4	8/8	SP49	19/6	U281	9/6	GET133	9/6
1L6	4/3	6F8G	4/0	10D1	7/0	30P19	12/3	CO35	13/0	EB99	5/8	EL81	10/6	MH4	8/8	SP49	19/6	U281	9/6	GET134	9/6
1L6	4/3	6F8G	4/0	10D1	7/0	30P19	12/3	CO35	13/0	EB99	5/8	EL82	10/6	MH4	8/8	SP49	19/6	U281	9/6	GET135	9/6
1L6	4/3	6F8G	4/0	10D1	7/0	30P19	12/3	CO35	13/0	EB99	5/8	EL83	10/6	MH4	8/8	SP49	19/6	U281	9/6	GET136	9/6
1L6	4/3	6F8G	4/0	10D1	7/0	30P19	12/3	CO35	13/0	EB99	5/8	EL84	10/6	MH4	8/8	SP49	19/6	U281	9/6	GET137	9/6
1L6	4/3	6F8G	4/0	10D1	7/0	30P19	12/3	CO35	13/0	EB99	5/8	EL85	10/6	MH4	8/8	SP49	19/6	U281	9/6	GET138	9/6
1L6	4/3	6F8G	4/0	10D1	7/0	30P19	12/3	CO35	13/0	EB99	5/8	EL86	10/6	MH4	8/8	SP49	19/6	U281	9/6	GET139	9/6
1L6	4/3	6F8G	4/0	10D1	7/0	30P19	12/3	CO35	13/0	EB99	5/8	EL87	10/6	MH4	8/8	SP49	19/6	U281	9/6	GET140	9/6
1L6	4/3	6F8G	4/0	10D1	7/0	30P19	12/3	CO35	13/0	EB99	5/8	EL88	10/6	MH4	8/8	SP49	19/6	U281	9/6	GET141	9/6
1L6	4/3	6F8G	4/0	10D1	7/0	30P19	12/3	CO35	13/0	EB99	5/8	EL89	10/6	MH4	8/8	SP49	19/6	U281	9/6	GET142	9/6
1L6	4/3	6F8G	4/0	10D1	7/0	30P19	12/3	CO35	13/0	EB99	5/8	EL90	10/6	MH4	8/8	SP49	19/6	U281	9/6	GET143	9/6
1L6	4/3	6F8G	4/0	10D1	7/0	30P19	12/3	CO35	13/0	EB99	5/8	EL91	10/6	MH4	8/8	SP49	19/6	U281	9/6	GET144	9/6
1L6	4/3	6F8G	4/0	10D1	7/0	30P19	12/3	CO35	13/0	EB99	5/8	EL92	10/6	MH4	8/8	SP49	19/6	U281	9/6	GET145	9/6
1L6	4/3	6F8G	4/0	10D1	7/0	30P19	12/3	CO35	13/0	EB99	5/8	EL93	10/6	MH4	8/8	SP49	19/6	U281	9/6	GET146	9/6
1L6	4/3	6F8G	4/0	10D1	7/0	30P19	12/3	CO35	13/0	EB99	5/8	EL94	10/6	MH4	8/8	SP49	19/6	U281	9/6	GET147	9/6
1L6	4/3	6F8G	4/0	10D1	7/0	30P19	12/3	CO35	13/0	EB99	5/8	EL95	10/6	MH4	8/8	SP49	19/6	U281	9/6	GET148	9/6
1L6	4/3	6F8G	4/0	10D1	7/0	30P19	12/3	CO35	13/0	EB99	5/8	EL96	10/6	MH4	8/8	SP49	19/6	U281	9/6	GET149	9/6
1L6	4/3	6F8G	4/0	10D1	7/0	30P19	12/3	CO35	13/0	EB99	5/8	EL97	10/6	MH4	8/8	SP49	19/6	U281	9/6	GET150	9/6
1L6	4/3	6F8G	4/0	10D1	7/0	30P19	12/3	CO35	13/0	EB99	5/8	EL98	10/6	MH4	8/8	SP49	19/6	U281	9/6	GET151	9/6
1L6	4/3	6F8G	4/0	10D1	7/0	30P19	12/3	CO35	13/0	EB99	5/8	EL99	10/6	MH4	8/8	SP49	19/6	U281	9/6	GET152	9/6
1L6	4/3	6F8G	4/0	10D1	7/0	30P19	12/3	CO35	13/0	EB99	5/8	EL100	10/6	MH4	8/8	SP49	19/6	U281	9/6	GET153	9/6
1L6	4/3	6F8G	4/0	10D1	7/0	30P19	12/3	CO35	13/0	EB99	5/8	EL101	10/6	MH4	8/8	SP49	19/6	U281	9/6	GET154	9/6
1L6	4/3	6F8G	4/0	10D1	7/0	30P19	12/3	CO35	13/0	EB99	5/8	EL102	10/6	MH4	8/8	SP49	19/6	U281	9/6	GET155	9/6
1L6	4/3	6F8G	4/0	10D1	7/0	30P19	12/3	CO35	13/0	EB99	5/8	EL103	10/6	MH4	8/8	SP49	19/6	U281	9/6	GET156	9/6
1L6	4/3	6F8G	4/0	10D1	7/0	30P19	12/3	CO35	13/0	EB99	5/8	EL104	10/6	MH4	8/8	SP49	19/6	U281	9/6	GET157	9/6
1L6	4/3	6F8G	4/0	10D1	7/0	30P19	12/3	CO35	13/0	EB99	5/8	EL105	10/6	MH4	8/8	SP49	19/6	U281	9/6	GET158	9/6
1L6	4/3	6F8G	4/0	10D1	7/0	30P19	12/3	CO35	13/0	EB99	5/8	EL106	10/6	MH4	8/8	SP49	19/6	U281	9/6	GET159	9/6
1L6	4/3	6F8G	4/0	10D1	7/0	30P19	12/3	CO35	13/0	EB99	5/8	EL107	10/6	MH4	8/8	SP49	19/6	U281	9/6	GET160	9/6
1L6	4/3	6F8G	4/0	10D1	7/0	30P19	12/3	CO35	13/0	EB99	5/8	EL108	10/6	MH4	8/8	SP49	19/6	U281	9/6	GET161	9/6
1L6	4/3	6F8G	4/0	10D1	7/0	30P19	12/3	CO35	13/0	EB99	5/8	EL109	10/6	MH4	8/8	SP49	19/6	U281	9/6	GET162	9/6
1L6	4/3	6F8G	4/0	10D1	7/0	30P19	12/3	CO35	13/0	EB99	5/8	EL110	10/6	MH4	8/8	SP49	19/6	U281	9/6	GET163	9/6
1L6	4/3	6F8G	4/0	10D1	7/0	30P19	12/3	CO35	13/0	EB99											

EVEN

BETTER PERFORMANCE

PARISIENNE!!

THE "TEN STAR" TRANSISTOR POCKET RADIO

With the NEW MARK 8



NOW ONLY 69/6

Price reduction made possible by huge demand.

- ★ No external aerial or earth required.
- ★ Free 9-volt long life battery.
- ★ Handsome, black and gold tuning dial graduated for long and medium waves.
- ★ 3-inch moving coil speaker gives loud and clear reception on both long and medium waves even in your car and guarantees your favourite Luxembourg, A.F.N. and Light programmes.
- ★ Printed circuit for easy assembly including high "Q" ferrite rod aerial.
- ★ Carrying handle fitted to distinctive satin cream Polystyrene case, size 5½ x 3 x 2in.
- ★ All new components including the highest gain transistors available.
- ★ Valuable illustrated instruction and reference booklet, 2/9. No experience necessary.
- ★ Hundreds of letters from satisfied customers (which may be inspected) underline the "Parisienne" success story and pay tribute to the unique after sales service.

All components supplied separately if required.

PLEASE SEND FOLLOWING ITEMS
TICK BOX BELOW AS REQUIRED

FULL SET OF PARISIENNE COMPONENTS 69/6

BOOKLET 2/9 POST FREE

NAME _____
ADDRESS _____

I ENCLOSE CHEQUE P.O. MONEY ORDER INCLUDING
2/6 P. & P. FOR £. s. d.

**WOLVERHAMPTON
RADIO AND TV SUPPLIES**

42, DARLINGTON STREET, WOLVERHAMPTON
Telephone No. 20315


P.W.3.

POST NOW!

PORTABLE TRANSISTOR RADIOS

BACKED BY SUPER AFTER SALES SERVICE

ROAMER SIX



Total cost of all parts now only **£4.19.6** P. & P. 3/6.


● 8 stages—6 transistors and 2 diodes.

Listen to stations half a world away with this 5 waveband portable. Tunable on Medium and Long waves. Trawler Band and two Short waves. Sensitive ferrite rod aerial and telescopic aerial for short waves. Top grade transistors, 4-inch speaker, handsome case with gilt fittings. Size 6 1/2 x 4 1/2 x 1 1/2 in.

Parts Price List and easy build plans 3/-.
P. & P. 3/6.

TRANSONA SIX

NEW!



● 8 stages—6 transistors and 2 diodes.

This is a top performance receiver covering full Medium and Long Waves and Trawler Band. High-grade powerful magnet 3in. speaker makes listening a pleasure. Push pull transformers for ample power. Ferrite rod aerial. Many stations listed in one evening including Luxembourg loud and clear. Attractive case in grey with red grille. Size 6 1/2 x 4 1/2 x 1 1/2 in. (Uses PP4 battery available anywhere). (Carrying strap 2/-ex.)

Total cost of all parts now only **59/6** P. & P. 3/6.

Parts Price List and easy build plans 1/6

ROAMER SEVEN Mk III

● 9 stages—7 transistors and 2 diodes

Covers Medium and Long Waves, Trawler Band and two Short Waves to approx. 17 metres. Push-pull output for room filling volume from rich toned heavy duty 5in. speaker. Ferrite rod aerial for M & L waves and telescopic aerial for S Waves. Air spaced ganged tuning condenser ensures wonderful station selection. Simulated hide case with gilt trim and shoulder and hand straps. Size 8 x 7 x 4in. approx. The perfect portable and the ideal car radio. (Uses PP9 battery available anywhere.)


5 WAVEBAND PORTABLE OR CAR RADIO

Amazing performance and specification

Total cost of parts now only

£5.19.6 P. & P. 5/6

Parts Price List and easy build plans 3/-.



SUPER SEVEN

● 9 stages—7 transistors and 2 diodes




Covers Medium and Long Waves and Trawler band. The ideal radio for home, car or can be fitted with carrying strap for outdoor use. Completely portable—has built in aerial for wonderful reception. Special circuit incorporating 2 R.F. stages, push pull output, 3in. speaker (will drive larger speaker). Size 7 1/2 x 5 1/2 x 1 1/2 in. (Uses PP6 battery available anywhere.)

Total cost of all parts now only **£3.19.6** P. & P. 3/6.
Parts Price List and easy build plans 2/-.

MELODY SIX

... amazed at volume and performance... has really come up to my expectations.
S.G., Stockton-on-Tees.




● 8 stages—6 transistors and 2 diodes.

Our latest completely portable transistor radio covering medium and long waves. Incorporates pre-tagged circuit board, 3in. heavy duty speaker, top grade transistors, volume control, tuning condenser, wave change slide switch, sensitive 6in. ferrite rod aerial. Push-pull output. Wonderful reception of B.B.C. Home and Light, 208 and many Continental stations. Handsome leather look pocket size case, only 6 1/2 x 3 1/2 x 1 1/2 in. approx., with gilt speaker grille and supplied with hand and shoulder straps.

Total cost of all parts only **£4.9.6** P. & P. 3/-.
Parts Price List and easy build plans 2/-.

TRANSONA FIVE

"Home, Light A.P.N. Luz, all at good volume."
G.P., Durham.



● 7 stages—5 transistors and 2 diodes.

Fully tunable over medium and Long Waves and Trawler Band. Incorporates Ferrite rod aerial, tuning condenser, volume control, new type fine tone super dynamic speaker, etc. Attractive case. Size 6 1/2 x 4 1/2 x 1 1/2 in. with red speaker grille. (Uses 1289 battery available anywhere.)

Total cost of all parts now only **42/6** P. & P. 3/6.

Parts Price List and easy build plans 2/-.

POCKET FIVE

● 7 stages—5 transistors and 2 diodes.



Covers Medium and Long Waves and Trawler Band, a feature usually found in only the most expensive radios. On test Home, Light, Luxembourg and many Continental stations were received loud and clear. Designed round super-sensitive Ferrite Rod Aerial and fine tone 2in. moving coil speaker, built into attractive black case with red speaker grille. Size 5 1/2 x 1 1/2 x 3/4 in. (Uses PP4 battery available anywhere.)

Total cost of all parts now only **42/6** P. & P. 3/-.

Parts Price List and easy build plans 1/6


All components used in our receivers may be purchased separately if desired. Parts price lists and easy build plans supplied free with sets of parts or available separately at prices stated.

Radio Exchange Co.

27 HARPUR STREET, BEDFORD
Phone 2367 ● Opposite Co-op. ● 10-1 p.m. Sats.

NEW! 1 mA PANEL METER—
CLEAR PLASTIC WITH
PANEL LIGHT **35/-**

**No. 19. 2-8 Mc/s TRANSMITTER
RECEIVER**



This most famous Army Transmitter Receiver covers 2-8 Mc/s (150-37 metres in two bands). Has an intercom, amplifier.

Designed for 12 and 24 volt operation but supplied with "P.W." Mains conversion details. Uses a 6 valve superhet receiver, I.F. being 465 Kc/s, and a 6 valve transmitter designed for voice and C.W. operation. Incorporates test and tuning meter for voltage, aerial loading and current tests. Panel Controls: Frequency tuning, P.A. tuning, Gain control, MCW CW, R/T switch. Het-tone netting. Off-on Quench aerial, AVC LT-HT—Drives tests. Supplied complete with instructions book.

NOW ONLY 55/- Cart. paid.

12ft. WHIP AERIAL (U.S.A.), 10/-.

SIGNAL INJECTION PROBE IT.1.




Push button operation. Ideal for making rapid checks on radios, TV, Amp. tuners, etc. PRICE 42/6

**AUTOMATIC SOLDERING IRON
SF.1.**



30 watt. First in the country that feeds solder automatically. Easy one hand action, lightweight and extremely robust, gives you a third hand. Tip and solder are replaced at the exact spot needed, any required amount of solder can be automatically fed to the tip by adjustable feed roller. Standard A.C. mains. Fully guaranteed. **ONLY 52/6**

**PORTABLE HIGH-FIDELITY
RIPOGRAM MODEL RP.200**



Now you can have the best of both worlds: a super sensitive and highly selective radio combined with a high fidelity record player housed in a luxury two-tone washable case. Plays any records up to 12in. at 16, 33 1/3, 45 or 78 r.p.m. Has turntable adaptor for 45 r.p.m. records as well as rubber turntable mat to protect your records. Lightweight pick-up arm has turnover cartridge with individual sapphire styl for LP's or 78's. Expertly designed amplifier and high-fidelity speaker provide faithful sound reproduction from radio or records. On/off Volume Control; 200/250 v. Size 8 1/2 x 15 x 4 1/2 in. Choice of two-tone grey or two-tone beige.

PRICE £18.6.0

S.A.E. for leaflet.


**HAWAIIAN PORTABLE RECORD
PLAYER Model HN707**

Uses a unique pick-up unit, turntable and special speaker to give amazing volume and reproduction without the use of valves or transistors. Battery operated, plays up to 12in. records at 33 1/3, or 45 r.p.m. Separate fine speed and volume controls, 45 r.p.m. selector and stroboscope. Durable plastic cabinet, fully waterproof with carrying handle and record storage compartment. Size 9in. dia. x 3 1/2 in. deep. Weight 2 lb. 9 oz.



**SPECIAL OFFER
NOW ONLY £5.19.6**

**MM4 4-CHANNEL
TRANSISTORISED MICROPHONE
MIXER**



Add musical highlights and additional sound effects to your recordings. The MM-4 permits mixing of four signals such as microphone, records, tuner etc. into a single output. Inputs and output take standard plugs. Fully transistorised and self-contained in handsome case. **PRICE ONLY 59/6**

**MINIATURE PORTABLE
TAPE RECORDER MODEL TC601**

- * Fully transistorised
- * Dual track.



Completely portable, self-contained, full function miniature tape recorder utilising advanced transistor circuitry with 4-transistor push-pull output stage to give you quality reproduction you would only expect from units three times the price. Simple control for rewind/stop/playback/record and variable volume control. Attractive tan and gold high impact poly-vinyl case with transparent snap on plexiglass top enabling unit to be operated with top in position. Complete with dual purpose microphone/speaker, 200 ft. of tape, batteries and instruction book.

PRICE £8.19.6

**LEAD ACID
ACCUMULATORS**
(Unspillable).

2 volts 16 A.H. Brand new. Size 4in. x 7in. x 2in. 9ix for 20/- (min.). (2/6 each for callers).



CT.10 HORN TWEETER

For true high fidelity reproduction of the upper, middle and top frequency ranges in multi-unit speaker installations. Pressure unity type utilizing a spun aluminium diaphragm. Output 10 watts. Frequency response 1500-1800 c.p.s. Impedance 16 ohm. Finished in matt black, flanged and drilled for baffle mounting.



PRICE 29/6

RELDA EXCLUSIVE !!!

100,000 O.P.V. MULTI-TESTER

MODEL EP.100K. A handy size high sensitivity multi-tester with a shock-proof meter of 9.5µA. Incorporates three germanium diodes and simplified meter scale for easy reading. **RANGES: D.C. Volts: 0.5V, 2.5V, 10V, 50V, 250V, 100,000 ohm/V, 500V, 1,000V, (35,000 ohm/V), A.C. Volts: 2.5V, 10V, 50V, 250V, 1,000V (12,500 ohm/V), D.C. Amps: 10µA, 250µA, 2.5mA, 25mA, 250mA. Ohms: 0-20K ohm, 0-200K ohm, 0-2M ohm, 0-20M ohm. Centre—160 ohm, 1.6K ohm, 16K ohm, 160K ohm. L.I.: 18µA, 180µA, 1.8mA, 18mA, L.V. 3V.**

Decibels: minus 20db—plus 62db. Size: 5 1/2 in. x 3 1/2 in. x 2 1/2 in.

ORIGINALLY £14.14.0.

OUR PRICE £6.19.6 COMPLETE

10,000 O.P.V. MULTI-METER IN SEMI-ASSEMBLED KIT FORM

RANGES: D.C. voltage: 0-6-30-120-600-1,000 v. 10,000 o.p.v.). A.C. voltage: 0-6-30-120-600-1,200 v. (10,000 o.p.v.). D.C. Current: 0-120µA, 0-12-250 mA. Resistance: 0-20K, 0-2 Meg. (150 ohm, 15K at centre scale). Decibels: -20 to +62dB (600 ohms 1 mW, o.d.b.m.—0.775 v.). Accuracy: D.C. voltage and current ±2% f.s. A.C. voltage ±4% f.s. Resistance ±3% of total scale length. Size: 4 1/2 in. x 3 1/2 in. x 1 1/2 in. Complete with test leads, battery and instructions.

ONLY 69/6

**3-WAY SLIM CRYSTAL
MICROPHONE**



MODEL 100C. May be hand-held, floor stand or desk stand mounted or suspended by lavalier cord. Response 80-10,000 cps. Built in on/off switch. Output level—32dB. Omni-directional or head. Clips on or standard.

stand adaptor permitting tilting for multi-angle use. Satin chrome finish. Supplied complete with table stand, cable and lavalier cord. **PRICE 48/-**

**ALL DIRECTIONAL
STUDIO
CRYSTAL MICROPHONE**

MODEL MC-70
A professional microphone with 360° pickup, using a new variable "D" shock mounted crystal cartridge for added power and sensitivity. Smooth response (50-12,000 cps.) and natural reproduction. Size 7in. high x 3in. wide. Complete with shielded cable and 4in. stand holder.



ONLY 59/6

MAIL ORDERS TO
(DEPT. P.), 32a COPTIC STREET,
LONDON, W.C.1.



CALLERS WELCOME AT
87 TOTTENHAM COURT ROAD,
LONDON, W.1. MUS 9606




GO TRANSISTOR WITH SINCLAIR

BRITAIN'S LEADING TRANSISTOR SPECIALISTS

SINCLAIR MICRO-INJECTOR

THE SMALLEST AND MOST EFFICIENT OF ALL—YET IT COSTS FAR LESS

A fascinating instrument to build. Using two MICRO-ALLOY TRANSISTORS the Sinclair Micro-Injector is a precision sub-miniature instrument which generates and injects a test signal into any part of a receiver or amplifier at any frequency from 1 Kc/s to 30 Mc/s. By this means the location of any fault can be rapidly found. The Sinclair Micro-Injector is powered by a 6d. standard battery which will last for about 6 months. Its size is $1\frac{1}{16}'' \times 1\frac{1}{10}'' \times 1''$, excluding the probe which is $\frac{1}{16}''$ long, by far the smallest instrument of its kind available. Assembly is extremely simple and will take even a beginner only half-an-hour. Clearly illustrated building instructions are provided together with operating instructions.



Size of Case: ONLY $1\frac{1}{16}'' \times 1\frac{1}{10}'' \times 1''$

- ★ COVERS 1 Kc/s to 30 Mc/s.
- ★ PERFECT FOR FAULT FINDING AND SERVICING
- ★ FOR RADIO AND ALL TYPES OF AUDIO EQUIPMENT

TRACE THAT FAULT



Total cost including all parts, MAT Transistors, printed circuit board, plated probe, and case in royal blue with gold trim. **27/6**

THE WONDERFUL SINCLAIR RANGE OF TRANSISTORS

GIVE YOU BETTER THAN EVER PERFORMANCE

M.A.T's MICRO-ALLOY TRANSISTORS

Extremely high power gains at all levels of collector current and voltages, and at frequencies from A.F. to 100 Mc/s. They may be used in place of ordinary transistors to give greatly improved performance in any circuit.

- MAT 100 High gain low level type 7/9
- MAT 101 Extra high gain, low level type 8/6
- MAT 120 High gain, medium and high level type 7/9
- MAT 121 Extra high gain, medium and high level type 8/6

SPECIALLY FOR V.H.F. AND U.H.F. THE ADT.140

This Sinclair transistor, only $\frac{1}{16}''$ high x $\frac{1}{16}''$ dia., is specially for F.M., T.V., V.H.F. and U.H.F. Made by the alloy-diffused process. Has a typical alpha cut-off frequency of 400 Mc/s. Power gain is 15dB at 100 Mc/s and 9dB at 200 Mc/s.

Price **15/-**
GOLD BONDED DIODE GBD.60
 Gold contact wires give greatly reduced forward resistance and greatly increased reverse. Gives greater sensitivity in all transistor circuits up to 500 Mc/s. Size $1'' \times \frac{1}{10}''$ diam. **4/-**

YOU'LL GET MORE OUT OF TRANSISTORS WITH THESE



THREE IMPORTANT BOOKS

Each is crammed with invaluable information—tested circuits and layout diagrams for receivers and equipment using MATs, the ADT.140, etc.
 "22 Tested Circuits using Micro-Alloy Transistors" 5/6 post free
 "Tested Short Wave Receivers using MATs" 5/6 post free
 "Tested Superhet Circuits for Shortwave and Communication Receivers, using MATs" 6/6 post free
 Special Offer to "Practical Wireless" readers **ALL 15/-**
 Three Books for **Post free**

TWO REMARKABLE AMPLIFIERS FOR AF



SINCLAIR MICRO AMPLIFIER

Designed to laboratory standards
 This fantastically minute, powerful amplifier is smaller than a 3d. piece. With a frequency response from 30 to 50,000 c/s ± 1 dB, and power gain of 60dB (1,000,000 times) it makes a superb broadband R.F. amplifier as well as a sub-miniature hi-f amplifier with an output suitable for any earpiece or even loudspeaker. With MAT Transistors, brand new micro-miniature quality components and micro-printed circuit. **40 dB gain at 1 Mc/s.**
 ★ WITH DETAILED INSTRUCTIONS, APPLICATIONS DATA AND CIRCUITRY. **28/6**



SINCLAIR TR5

Combined Pre-amplifier and 4W. Power Amplifier

It goes with anything!

Gives perfectly clean half watt of audio power even from very low output sources. Supplied ready built and unconditionally guaranteed.

- CIRCUIT—5 matched transistors and temperature compensating diode in a transformerless complementary-symmetry configuration.
- POWER OUTPUT—500mW undistorted into 15 ohms
- SENSITIVITY—0.5 mV.
- POWER GAIN—80 db (100 million times).
- FREQUENCY RESPONSE—50 c/s to 20 kc/s ± 3 dB.
- SIZE—2 1/2 x 1 1/2 x 1/2 in.
- POWER REQUIREMENTS—10 mA quiescent and 150 mA peak from 9V. battery or power supply.

WITH OPERATING INSTRUCTIONS READY BUILT

59/6


SINCLAIR SERVICE SATISFIES

SINCLAIR radionics LTD. 69 HISTON RD. CAMBRIDGE

THE SINCLAIR SLIMLINE

**THE SET YOU
WILL NEVER WANT
TO BE WITHOUT**

THE MOST
FANTASTIC TRANSISTOR
PERFORMANCE YET—GIVES YOU
EUROPE IN THE PALM OF YOUR HAND




Build one for yourself

Give one for Xmas!

UNBELIEVABLY
SMALL - $2\frac{5}{16} \times 1\frac{11}{16} \times \frac{3}{4}$ "

BUILD IT IN A
COUPLE OF HOURS

This is the ultimate in personal radios—so small, you can take it with you everywhere—so powerful it will give you many programmes from which to choose and with selectivity and quality that are truly astounding. Once you have heard the Slimline, you will never want to be without it. Building it is fascinating too, and if you want to give presents that will really be welcome—build and give the Slimline for Xmas. It's so elegant and takes up no more space than a packet of cigarettes. Tunes over the entire medium waveband.



A MASTERPIECE OF DESIGN AND PERFORMANCE

The heart of the Slimline is its wonderful MAT Transistors and highly efficient circuitry. Building is so easy, too. With well presented instructions, improved solid dielectric tuning capacitor, printed circuit board, sub-miniature components, blue and gold case and featherweight high quality earpiece, total cost comes to **49/6**

LIGHT PROGRAMME 800 MILES AWAY

From M.V. "Orelia", E.D.H.W. writes—
"I have just completed your Slimline Receiver and I am amazed at the results. 800 miles from the U.K. I could still hear the light programme. I have built quite a number of receivers in the last few years but none with as good a result as the Slimline. I have now my shipmates interested, and more orders will be forthcoming in the future."

The original of this and many more enthusiastic comments can always be seen at the offices at any time.
**FULL SERVICE FACILITIES
ALWAYS AVAILABLE**

POST TO-DAY

To SINCLAIR RADIONICS LTD., 69 HISTON RD., CAMBRIDGE

PLEASE RUSH.....

FOR WHICH I ENCLOSE £.....s.....d.

NAME.....

ADDRESS

Block letters please

Brand new individually checked and guaranteed VALVES

Table listing various vacuum tube types and their specifications, organized in columns. Includes types like AC/PL, ARF, ARP, etc., and their corresponding part numbers and prices.

MANY OTHERS IN STOCK include Cathode Ray Tubes and Special Valves. U.K. orders below £1 P. & P. 1/-; over £1, 2/-; over £3, P. & P. free. C.O.D. 2/6 extra. Overseas Postage extra at cost.

MARCONI COMMUNICATION RECEIVERS. CR.150. Frequency coverage 1.6-60 Mc/s in 5 bands. Two I.F.s. 1.6, 1.6, 1.6 Mc/s, 20 dB up to 30 Mc/s and 20-40 dB from 30-60 Mc/s. Self checking calibration (built in calibrator). Stabilisation of supply and temperature compensation. Electrical and mechanical bandspread. Metering and visual tuning indicator. Bandpass from 100 c/s to 10 kc/s in 5 stages. Acoustic filter associated with 100 c/s. Bandpass position for CW reception. Facilities for diversity reception. In as new guaranteed condition with original mains power supply unit £70 or without power supply unit £60. Carriage 30/-.

CHR HIGH RESISTANCE HEAD- PHONES. New, 16/-, P. & P. 1/6. NEW DLR LOW RESISTANCE BALANCED ARMATURE HEAD- PHONES. 10/-, P. & P. 1/6. TWO IMPORTED RX'S HIGH QUALITY COMMUNICATION RECEIVER. Type JR 101. 540 kc/s-30 Mc/s in 4 bands with bandspreads for 3.5, 7, 14, 21 and 29 Mc/sb ands. A built-in "Q Multiplier" permits the selectivity to be raised to a very high value. Vertical "S" meter. Automatic interference suppressor. 22v A.C. Valves: 6BA6 (3); 6BE6 (2); 6AV6 (2); 6AQ5; 5Y3. Weight approx. 20 lbs. Meas.: 15 x 10 x 7in. Price £45, carriage free U.K.

incorporating its own vibrator power supply unit driven by a 6 v. batter (2 pin connector included). The set provides for reception from rod, open-wire or dipole aerial with built-in loudspeaker or phone output. Dimensions- Length 12in., width 8in., depth 9in. Weight 23.1b. In as new, tested and guaranteed condition. £23.10.0, including special head- phone and supply leads. Carr. £1. CARBON INSET MICROPHONE. G.P.O. type, 2/6. P. & P. 1/6.

CR.150/2. Frequency coverage 1.5-22 Mc/s in 4 bands, all other features as in CR.150. Price £35. Carriage 30/-. P.C. RADIO'S mains power supply unit for above, 90/-. H.R.O. Senior. Table Model. In excellent, fully checked, and tested condition (without coils and power pack), £15.10.0. As above but rack mounted model, £14.10.0. Individual frequency coils for above £1 each set or set of 9 £8. Either model, carriage £1.10.0. Original mains power pack for H.R.O. 110/220 v. A.C. Brand new in original packaging, 45/-, P. & P. 4/-. CONNECTORS FOR TCS RECEIVER, TRANSMITTER AND REMOTE CONTROL, with original plugs on both ends. New £1.17.6 each. P. & P. 2/6.

COMMUNICATION RECEIVER Type SR 40. 540 Kc/s-31 Mc/s in 4 bands. Built-in 5in. loudspeaker, telescopic aerial for SW reception. Calibrated "S" meter, automatic interference limiter. BFO circuit. 220v. A.C. Weight approx. 15 lbs. £29, carriage free U.K. R.209 RECEPTION SET. A 10-valve high-grade Superhet Receiver with facilities for receiving R/T (A.M. or F.M.) and CW frequency 1 Mc/s-20 Mc/s. Hermetically sealed. Built on miniature valves and

PANEL METERS (round) table listing various meter types and their prices. Includes types like 0-20 microamps, 0-500 microamps, 0-1mA, etc., and their corresponding prices.

P. C. RADIOD LTD 170 GOLDHAWK ROAD, W.12 Shepherd's Bush, 946 Open 9-5.30 p.m. Thursday 9-1 p.m.



THE FINEST RANGE OF TRANSISTOR RECEIVERS

we consider our construction parcels to be the finest value on the home constructor market. If on receipt you feel not competent to build the set, you may return it as received within 7 days, when the sum paid will be refunded less postage.



LASKY'S FIRST AGAIN!

Now offer to the Home Constructor - full short wave coverage

The SKYROVER and the SKYROVER DE LUXE



The SKYROVER

Controls: Waveband Selector, Volume Control with on/off Switch, Tuning Control. In plastic cabinet, size 10 x 8 1/2 x 3 1/2 in. with metal trim and carrying handle.

Can be built for **£10.19.6**

Post & Pkg. 5/- extra.

Data for each receiver 2/6 extra. Refunded if you purchase the parcel. Four U2 batteries, 2/8 extra.

GENERAL SPECIFICATION:

7 transistor plus 2 diode superhet, 6 waveband portable receiver. Operating from four 1.5 torch batteries.

The SKYROVER and SKYROVER DE LUXE covers the full Medium Waveband and Short Waveband 31-94 M, and also 4 separate switched band-spread ranges, 13M, 16M, 19M and 25M, with Band Spread Tuning for accurate Station Selection. The coil pack and tuning heart is completely factory assembled, wired and tested. The remaining assembly can be completed in under three hours from our easy to follow, stage by stage instructions.

SPECIFICATION:

Superhet, 470 Kc/s. All Mullard Transistors and Diode.
Uses 4-U2 batteries. 5in. Ceramic Magnet P.M. Speaker.
Easy to read Dial Scale. Band Spread Tuning.
600 MW Output. Telescopic Aerial & Ferrite Rod Aerial.
WAVEBAND COVERAGE: 180-576M; 31-94M and Band Spread on 13, 16, 19 and 25 metre Bands.

The SKYROVER de luxe

Tone Control Circuit is incorporated, with separate Tone Control in addition to Volume Control, Tuning Control and Waveband Selector. In a wood cabinet, size 11 1/2 x 6 1/2 x 3 1/2 in covered with a washable material, with plastic trim and carrying handle. Also car aerial socket fitted.

Can be built for **£12.19.6** P. & P. 5/- extra Available Separately.

"SPRITE"

Can be built for

79/6

P. & P. 3/6 extra.



★ Six-Transistor Superhet Miniature Personal Pocket Radio. ★ Long and Medium wavebands. ★ Ferrite Rod aerial. ★ I.F. Frequency 470 Kc/s. ★ 3in. Speaker. ★ Printed circuit 2i x 2in. ★ Slow Motion Drive. ★ In Plastic Case. Size 4 x 2 1/2 x 1 1/2 in. In order to ensure perfect results, the SPRITE is supplied to you with R.F. and I.F. stages. Driver and Output stages ready built with all components mounted on the printed circuit. The SPRITE pre-assembled, plus cabinet, speaker and all components for final construction, at the inclusive price of **79/6** P. & P. 3/6 extra. Data and instructions separately 2/6. Refunded if parcel is purchased. Real calf leather case, wriststrap, personal earphone and case for earphone and battery 12/6 the lot extra. Make no mistake this is a SUPERHET receiver of genuine commercial quality. It is not a regenerative circuit.

IDEAL PRESENTS

BOY'S TRANSISTOR RADIO

Ready built, 2 transistor pocket radio, in attractive plastic case, size only 4 x 2 1/2 x 1 1/2 in. Fitted with 2 1/2 in. loudspeaker. Socket for personal earpiece & telescopic aerial. Works from single PP3 type battery. Fully tunable over full medium waveband. Supplied complete with earpiece, telescopic aerial, carrying purse and 9 volt battery. Ideal Birthday or Christmas Present.

LASKY'S PRICE with all accessories **45/-** P. & P. 2/6.



★ TRANSISTOR POCKET RADIO fully built, 4 x 2 1/2 x 1 1/2 in. with 2 1/2 in. speaker. Uses single PP3 type battery. Supplied complete with personal earpiece and leather case. Tunable over full medium waveband.

LASKY'S PRICE **79/6** P. & P. 2/6. Complete with all accessories.

"REALISTIC" Seven

★ 7-transistor Superhet. ★ 350 milliwatt output into 4in. high flux speaker. ★ All components mounted on a single printed circuit board, size 6 1/2 x 6 1/2 in. in one complete assembly. ★ Plastic cabinet with carrying handle, size 7 x 10 x 3 1/2 in. in Red, Grey, Blue/Grey or all Grey. ★ Easy to read Dial. ★ External socket for car aerial. ★ I.F. frequency 470 Kc/s. ★ Ferrite rod internal aerial. Operates from PP9 or similar battery. ★ Full comprehensive data supplied with each receiver. ★ All coils and I.F.'s etc. fully wound ready for immediate assembly.



An Outstanding Receiver. LASKY'S PRICE for the complete parcel including Transistors, Cabinet, Speaker, etc., and Full Construction **£5.19.6** Data. P. & P. 4/6.

PP9 Batt. 3/9. Data and instructions separately 2/6. Refunded if you purchase the parcel.

REALISTIC Seven DE LUXE

By popular request a De Luxe version of the well-proven Realistic "Seven" now available. With the same electrical specification as standard model—PLUS A SUPERIOR WOOD CABINET IN CONTEMPORARY STYLING, covered in attractive washable material, with super-chrome trim and carrying handle. Also a full vision circular dial, externally mounted to further enhance the pleasant styling. ALL FOR ONLY **£1** EXTRA. P. & P. as for Std. model

PRIVILEGE PARCELS

choice at a worth while cash saving. Some examples are listed below, but we shall be pleased to quote our "Privilege Parcel" Prices for any selection of equipment of your own choice. Send us details of your requirements.

Tudor Stereo Amplifier	£15. 0.0	Tudor Stereo Amp. Collaro Studio Tape Deck, i-track model	£10.10.0
Connoisseur Craftsman, 2-speed transcription player	£16. 6.6	Lasky's Tape Amplifier	£12.12.0
Decca FFSS Stereo Pick-up	£18.18.0	P'table Case	£3.15.0
		7 x 4in. spkr.	15.6

Total **£50. 4.8**

Total **£47. 8.6**

Total **£24. 0.0**

Total **£31.16.6**

"Privilege Parcel" Price; **£47.10.0.**

"Privilege Parcel" Price; **£45.0.0.**

"Privilege Parcel" Price; **£22.10.0.**


"Privilege Parcel" Price; **£30.0.0.**

Carriage and Packing on all the above parcels. 10/6 extra.

207 EDGWARE ROAD, LONDON, W.2. | 33 TOTTENHAM COURT ROAD, W.1. | 152/3 FLEET STREET, LONDON, E.C.4
 Near Praed St. PADDINGTON 3271/2 | Nearest Stn., Goodge St. MUSEUM 2605 | Telephone: Fleet Street 2833.
 BOTH OPEN ALL DAY SAT. Early Closing Thurs. Mail Orders to Dept. P.W., Edgware Rd. | Open all day Thursday. Early closing Sat.

Infra-Red Heaters

Make up one of these latest type heaters ideal for bathroom, etc. They are simple to make from our easy-to-follow instructions—uses silica enclosed elements designed for the correct infra-red wavelength (3 microns). Price for 750 watt element and metal casing as illustrated 10/6, plus 2/6 post and insurance.



Limited Quantity Only

Waterproof heater wire. 16 yds. length. 70 watts. Self-regulating temperature control. 10/-, post free.

Microphone Inserts


American made. Dynamic type. Real bargain at 3/6, plus 6d. postage.

Crystal type 5/6.



Beginner's Superhet

As supplied to many schools and colleges. A simple basic superhet—easy to understand and which can be progressively extended. Ideal for students—components include valves—metal rectifier tuning condenser—I.F. transformers, etc. In fact complete superhet except speaker. Price £3 plus 3/- post and insurance. Data included free or sep. 1/6.



TV CAMERA LENSES

16 mm. lens in mount, f8.5 and triple anastigmatic suitable for vidicon tube, £3.10.0.

This fine cabinet as illustrated but less control knobs is available this month at a special snip price of 15/6, plus 4/6 post and insurance. Size is 13 1/2 in. x 9 in. x 4 in. and it is nicely covered in two tone I. C. I. fabric.

Cabinet Snip



Yaxley Switches

- | | |
|---------------------|---------------------|
| 1 pole, 2 way 2/- | 1 pole, 3 way 2/- |
| 1 pole, 4 way 2/8 | 1 pole, 5 way 2/6 |
| 1 pole, 7 way 3/- | 1 pole, 9 way 3/6 |
| 1 pole, 11 way 3/3 | 1 pole, 12 way 3/6 |
| 2 pole, 2 way 2/8 | 2 pole, 4 way 2/6 |
| 2 pole, 5 way 4/- | 2 pole, 6 way 4/6 |
| 2 pole, 12 way 5/6 | 3 pole, 3 way 2/6 |
| 3 pole, 6 way 4/- | 3 pole, 12 way 4/6 |
| 4 pole, 2 way 2/6 | 4 pole, 3 way 3/6 |
| 4 pole, 4 way 3/6 | 4 pole, 5 way 4/6 |
| 4 pole, 6 way 6/6 | 4 pole, 11 way 10/6 |
| 4 pole, 12 way 11/6 | 5 pole, 3 way 4/6 |
| 5 pole, 6 way 8/- | 5 pole, 12 way 14/6 |
| 6 pole, 2 way 3/6 | 6 pole, 3 way 4/6 |
| 6 pole, 6 way 9/6 | 6 pole, 11 way 15/6 |
| 6 pole, 12 way 17/6 | 8 pole, 2 way 4/6 |
| 8 pole, 4 way 6/8 | 8 pole, 6 way 11/6 |
| 8 pole, 12 way 23/6 | 12 pole, 2 way 6/8 |
| 12 pole, 5 way 16/6 | 12 way taper 3/6 |
- 1 pole, 6 way incremental shoring, 4/6

Bargains For Callers

We always have plenty, e.g., T.V. Cabinets, ideal for shelves etc., 2/6 each.


CABINET & PICK-UP

Made for a famous company intending to make a Battery Record Player but changing their minds. This is an extremely fine looking cabinet, must have cost at least £2 to make. It is complete with handle and fasteners as illustrated. Also included in the parcel is a Cosmocond pick-up with crystal cartridge and sapphire stylus. Both items new and perfect. Only 10/6, plus 4/6 post and insurance.



Tabby Equipment

With details to make Closed Circuit TV Lens System. "See in the dark" equipment comprising 5,000V power pack which contains ignition coil vibrator etc. Control unit, interconnecting cables and Infra-red binoculars. Offered for one month only at the give away price of £3.19.6, plus 10/- carriage. These are unused, just as received from the Ministry, believed in good working order but sold without guarantee.



THIS MONTH'S SNIP



Fitted 8 1/2 in. turntable and rubber mat.

Offered this month only at **59/6**
Post & Insurance 6/6.

E.M.I. SINGLE PLAYER

Complete with turnover crystal pickup with Sapphire stylus—standard 4 speeds. Good quality product using shaded pole motor carefully tried for best performance.

MAINS MOTOR

Suitable to drive fan, small model drilling machine etc. A.C. only, self starting. Size 2 1/2 in. diameter by 2 1/2 in. long (plus spindle). Only 9/6, plus 2/6. Tape recorder type motor synchronous working 230 volts. 12/6, plus 2/6 post. Ditto but more powerful 20/-, plus 2/6.



"CORONET" Mk. III

An excellent pocket size set using 3 MAT transistors for the oscillator and I.F. stages and 3 junction types including a matched pair for the output stage. It fully covers the medium-wave band and that part of the long-wave band to bring in B.B.C. Light. The circuit includes a highly efficient slab aerial and Plessey tuned condenser incorporating wave change switch. Overall size approximately 4 1/2 x 2 1/2 x 1 1/2 in. Supplied complete with carrying case. This two-wave pocket set is available whilst stocks last at the very low price of £3.12.6.

MULTI-METER BARGAIN



Model number EP10K. Extra wide scale fitted corner wise for compactness, extra accurate as it uses 1% components. Sensitivity 10,000 ohms per volt A.C. and D.C. ranges. D.C. voltage up to 1.2KV in 5 ranges. A.C. voltage up to 1.2KV 5 ranges. D.C. current up to 300mA 3 ranges. Resistance up to 2 meg. Capacities .005 to 15 mfd and decibels. Complete with full instructions and test prods and battery for ohms range. A real bargain not repeatable once stocks cleared. Price £3.19.6. Carriage and insurance 5/-.

BUILDING THE DOUBLE BEAM 'SCOPE' ?

We can supply VCR517 brand new. 9/6, plus 6/6 carriage and packaging, also 1750 v. mains transformer, 22/6, plus 6/6 carriage and packaging. Other parts in stock, send for list.

Speaker Bargain

12in. High-fidelity loudspeaker. High flux permanent magnet type with standard 3 ohm speech coil. Will handle up to 12 watts. Brand new, by famous maker. Price 27/6 plus 3/6 post and insurance.



Timer Kit

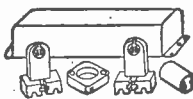
Special offer of all components—except metal box to make mains operated interval timer for photography etc. 12/6 plus 2/6 post.

5000 mfd Condensers

12 V. working—Plessey—perfect. 2/- each, 18/- doz.

Fluorescent Light Bargain

For pelmet or window lighting, etc. Kit of parts comprising: choke, two lamp holders, starter holder and starter. 40 watt, 19/6; 80 watt, 27/6. Plus 2/6 post and insurance.



Building A 'Scope?



3in. oscilloscope tube, American made type No. 3FP7, 6.3 v. 0.5 amp. heater, electrostatic deflection, brand new and guaranteed with circuit diagram of scope, 15/- each, plus 2/6 post and insurance.

Adjustable Thermostat



Suitable for Industrial or domestic purposes, such as controlling furnace oven, immersion heater, etc. Can also be used as a flamestat or fire alarm. Made by Sunvic these are approximately 17in. long and adjustable over a range 0 to 650°F. The contacts are rated at 15 amps, 230 volts, and the adjustment spindle, which comes to the top, can be fitted with a flexible drive for remote control or just a pointer knob for local control. Lined at £3 or £4 each, these are offered at only 8/6, plus 2/6 postage and insurance.

Ice-Stat

This is a small thermostat which cuts on and off at around freezing point. Has many uses, one of which could be an ice warning device to be fitted under your motor car. Price 7/6, post 1/-.

Refrigerator Thermostat

Standard type with adjustment for all normal refrigerator temperatures, 7/6, plus 1/- post.

Simmerstat Heater Regulator

Suitable to control elements, heater, soldering irons and boiling rings up to 2,600 watts. Complete adjustable normal price 55/- each, special snip price 12/6, plus 1/6 postage and insurance.

15 amp. Thermostat

Adjustable over a fairly wide range of temperatures but set for 70°F., suitable for wall mounting to control room heaters. Exceptional bargain at 9/6, plus 1/- post and insurance.

ELECTRONICS (CROYDON) LTD
266 LONDON ROAD, BROADGREEN, CROYDON
(Opposite SAVOY CINEMA)

Important announcement!

STERN RADIO LTD., CLYNE RADIO LTD., PREMIER RADIO
Three well-known names with a reputation for quality and
service announce their amalgamation into

STERN-CLYNE LIMITED



Combined resources, technical knowledge and over 50 years' experience gives you an organisation offering a fully comprehensive specialist service in the rapidly expanding world of electronics.



HOW THIS WONDERFUL NEWS BENEFITS YOU

- STERN-CLYNE means a wider range of exclusive equipment available from one source, including our speciality—MULLARD DESIGNS—for the home constructor or ready assembled.
- STERN-CLYNE buying power means competitive prices.
- STERN-CLYNE offers the finest possible range of equipment and components by all leading manufacturers.
- STERN-CLYNE carry a comprehensive range of transistors, miniature components and transistor radios.
- STERN-CLYNE retail shops, showrooms and demonstration rooms throughout London and the provinces all carrying extensive stocks.
- STERN-CLYNE Mail Order Service—geared to give prompt and efficient attention.
- STERN-CLYNE Hire Purchase facilities available on orders of £10 and over.
- STERN-CLYNE Hi-Fi advisory service to help you in choosing the right equipment.
- STERN-CLYNE after sales service—complete satisfaction guaranteed.

VISIT YOUR NEAREST STERN-CLYNE BRANCH

WEST END:	18 Tottenham Court Road, W.1. 23 Tottenham Court Road, W.1.	MUSEum 5929/0095 MUSEum 3451/2	Half-day Sat. Half-day Thurs
	309 Edgware Road, W.2.	PADddington 6963	Half-day Thurs
CITY:	109 Fleet Street, E.C.4.	FLet St. 5812/3	Half-day Sat
NORTH LONDON:	162 Holloway Road, N.7.	NORth 8161/5	Half-day Thurs
SOUTH LONDON:	9 Camberwell Church Street, S.E.5.	RODney 2875	Half-day Thurs
CROYDON:	12 Suffolk House, George Street.	MUNicipal 3250	Half-day Wed
BRISTOL:	26 Merchant Street, Bristol 1	BRistol 20261	Half-day Wed
MANCHESTER:	10 Withy Grove, Manchester 4.	BLAck Friars 5379	Half-day Wed

Mail Orders and enquiries to Dept. P.W.

162 Holloway Road, London, N.7. NORth 8161/5

SEE FOLLOWING PAGES FOR DETAILS OF STERN-CLYNE PRODUCTS

Great Britain's Greatest Electronic Hobbies Organisation

STERN-CLYNE

INTRODUCTION OFFER !! Available Shortly



FOR ONLY **48 gns**

Plus 15/- Pkg. & Carr.

THE TUDOR STEREO HI-FI SYSTEM, comprising a Self Powered AM/FM Tuner, Stereo Pre-amplifier, 12 watt per channel Stereo Power Amplifier. The Tuner and Pre-amplifier are housed in matching black crackle finish metal cabinets for shell mounting, with silver metal dials and matching knobs. Specifications: Tuner—Outstanding quality providing full VHF/FM long and medium waveband coverage, frequency range FM 87.5-108.5 Mc/s, AM/MW 522-1630 Kc/s, LW 145-270 Kc/s, 100mV output, mains supply 105/240 A.C. Valve line-up: ECC85, ECH81, EBF89, EF80, EB91, EM84, ECC83. Multiplex outlet provided. Pre-amplifier—Designed for use with the Tudor Stereo Power Amplifier with inputs for most types of Pickups, direct play from Tape-Heads and ample sensitivity for either Crystal or Moving Coil Microphone. Distortion 0.1%, tape outputs 100mV from 90 K.ohm



source, inputs—Microphone 5 mV, Tape 5.3 mV, R.L.A.A. 4.3 mV, flat 250 mV, Tuner 100 mV. Valve line-up: 2—EF86, 4—ECC83. Power Amplifier—14 watts per Channel, sensitivity 1 volt r.m.s. for 14 watts output, frequency response $\pm 0.5db$ 20 c/s.—20 Kc/s. Speaker impedance 4, 8 or 16 ohms. surplus power available for Tape Pre-Am. mains supply 105/240 v. A.C. Valve line-up, 2—ECC83, 4—EL84, 1—GZ34.

MULLARD 3-VALVE PRE-AMPLIFIER TONE CONTROL UNIT

Designed mainly for Mullard Range of Amplifiers, also suitable for any Amplifiers requiring input up to 250mV, incorporates input Channels, including for Tape and Magnetic Pickups. Separate Bass and Treble controls. High pass filter 20 to 160 c/s., low pass filter 5-8 Kc/s. Totally enclosed in case size 1 1/2" x 4 1/2" x 4". **ASSEMBLED £13.13.0** (Carr. & Ins. 5/-). **TESTED KIT OF PARTS £10.0.0** (Carr. & Ins. 5/-). *Instruction book and detailed price list available separately at 3/6 Post Free*



MULLARD "5-10" MAIN AMPLIFIER

For use with MULLARD 2 or 3 valve pre-amplifiers with which an undistorted power output of up to 10 watts is obtained. SPECIFIED COMPONENTS AND MULLARD VALVES including PARTRIDGE MAINS TRANSFORMER and choice of PARMEKO or PARTRIDGE Output Transformer. **COMPLETE KIT (Parmeko Output Trans.) £10.0.0** **ASSEMBLED AND TESTED £13.10.0** (Carr. & Ins. 6/6).

ABOVE Incorporating PARTRIDGE OUTPUT TRANS. £16.0 extra. *Instruction book and detailed price list available separately at 2/- Post Free.*


THE MULLARD 5-10RC AMPLIFIER

The popular complete "5-10" Incorporating Passive Control Unit providing up to 10 watts high quality reproduction with input of 600 mV. Specified components and new MULLARD VALVES, includes PARTRIDGE MAINS TRANSFORMERS and choice of PARMEKO or PARTRIDGE Output Transformers. Surplus Power available for Tuner. **COMPLETE KIT £12.0.0** (Carr. & Ins. 7/6). **ASSEMBLED AND TESTED £16.0.0** (Carr. & Ins. 7/6). **With PARTRIDGE OUTPUT TRANS. £18/0 extra.** *Instruction book and detailed price list available separately at 2/- Post Free.*



THE MULLARD 3-3RC A HIGH QUALITY AMPLIFIER DEVELOPED FROM THE VERY POPULAR 3-WATT MULLARD "3-3" DESIGN.

KIT OF PARTS £8.8.0 **ASSEMBLED AND TESTED £11.10.0** Complete to the MULLARD specification including PARMEKO OUTPUT TRANSFORMER. Switched inputs for 78 and L.P. records plus a Radio position. Extra power to drive a Radio Tuning Unit is also available. (Carr. & Ins. 6/6). Please state L.S. impedance. *Instruction book and detailed price list available separately at 2/- Post Free.*



THE "MONO-GRAM" A small Amplifier of genuine high quality performance. Incorporates MULLARD ECL86 Valve, separate BASS and TREBLE controls. PARTRIDGE output Transformer producing up to 3 watts undistorted output. (Carr. & Ins. 3/6). **Kit of Parts £4.10.0** **Assembled and Tested £6.0.0** *Instruction book and detailed price list available separately at 2/6 Post Free.*

SEND STAMP FOR COPY OF OUR INTERESTING LITTLE BOOKLET "What is High Fidelity!" and Suggestion List of Budget Hi-Fi Systems.

SPECIAL PURCHASE! THE SHURE MODEL M3D Professional Dynetic Stereo Cartridge with diamond Stylus, the Shure Dynetic Moving Magnet System combines the most faithful and distortion-free reproduction with complete reliability. Specifications: Diamond Stylus 0.7 thou. Load imp. 470K ohms. Output 5mV. Range 20-15,000 c/s ± 3 dB. Stylus pressure 3-4 grammes. **PRICE 12 Gns.**



MODEL CR3/S TAPE RECORDER

MODEL CR3/S incorporates the HP/TR3 Mk II Tape Amplifier (described below) and the Collaro "Studio" Twin Track 3-speed Deck operating at 1 1/2, 3 1/2, and 7 1/2 in. speeds. Complete with microphone and 1,200ft. tape. **KIT OF PARTS £33.8.0** **ASSEMBLED AND TESTED £43.0.0** (Carr. & Ins. 15/- extra). *Instruction book and detailed price list available separately at 3/- Post Free.*

MULLARD 2-VALVE PRE-AMPLIFIER TONE CONTROL UNIT

Employing two EF86 valves and designed to operate with the Mullard AMPLIFIER3 but also perfectly suitable for other makes with input up to 250 mV. ★ Equalisation for the latest R.L.A.A. characteristics. ★ Inputs for Crystal Pick-ups and variable reluctance magnetic types. ★ Input (a) Direct from High Imp. Tape Head. (b) From a Tape Amplifier or Pre-Amplifier. ★ Sensitive Microphone Channel. ★ Wide range BASS and TREBLE Controls. **KIT OF PARTS £6.6.0** **ASSEMBLED AND TESTED £9.10.0** (Carr. & Ins. 5/-). *Instruction book and detailed price list available separately at 2/- Post Free.*



PRICE REDUCTIONS

- (a) THE KIT OF PARTS to build both the "5-10" Amplifier and the 2-Valve Pre-Amplifier..... **£15.15.0** (Carr. & Ins. 8/6).
 - (a) Assembled and Tested..... **£21.10.0**
 - (b) THE KIT OF PARTS to build both the "5-10" Amplifier and the 3-Valve Pre-Amplifier..... **£19.10.0** (Carr. & Ins. 10/-).
 - (b) Assembled and Tested..... **£25.10.0**
- With PARTRIDGE OUTPUT TRANSFORMER £1-6.0 extra.

STEREO TAPE PRE-AMPLIFIER

MODEL STP-I. For use with current TRUVOX BRENELL or COLLARO "STUDIO" $\frac{1}{2}$ and $\frac{1}{4}$ track Stereo Decks. Incorporates Ferroxcube Oscillator, 4-speed Equalisation Signal Level Meter and separate Gain Control. Includes separate Power Unit. **KIT OF PARTS £22.0.0** (Carr. & Ins. 8/6). **ASSEMBLED AND TESTED £28.0.0** *Instruction book and detailed price list available separately at 5/- Post Free.*




TAPE PRE-AMPLIFIER MULLARD Type "C"

Suitable for most $\frac{1}{4}$ track, Mono Tape Decks, Incorporates Ferroxcube Push-Pull Oscillator, Treble Inductor and 3-sp. Equalisation. Includes separate Power Unit. **KIT OF PARTS £14.0.0** (Carr. & Ins. 7/6). **ASSEMBLED £19.10.0** *Instruction book and detailed price list available separately at 3/6 Post Free.*



MULLARD TAPE AMPLIFIER MODEL HF/TR3/MK.II

Based on Mullard's Type "A" design and suitable for most $\frac{1}{4}$ track Mono Tape Decks. Incorporates Ferroxcube Treble Inductor, Gilson Output Transformer, and 3-speed Equalisation. Includes separate Power Unit, using PARTRIDGE Mains Transformer. **KIT OF PARTS £13.13.0** (Carr. & Ins. 7/6). **ASSEMBLED £19.0.0** *Instruction book and detailed price list available separately at 3/- Post Free.*



NEW LOW PRICES — NOW YOU CAN AFFORD A CAR RADIO



THE 'HIGHWAYMAN' OUR QUALITY CAR RADIO TO BUILD YOURSELF AT A NEW LOW PRICE


Look at these features:
 ★ Attractive styling. ★ Push-pull output. ★ Three latest Mullard transistors plus valves types EBF83 and ECH83. ★ No Buzz, high output and sensitivity. ★ Printed circuit (latest type). ★ 7 x 4in. high flux p.m. speaker and baffle. ★ Medium and Long Waves. ★ Push button for fingertip control. ★ Extremely low battery consumption (less than 1 amp). ★ Easy to fit any make car. (Positive earth only). ★ 12-volt operation. ★ Compact size, measures only 7 7/8 x 2 1/2 in. deep. ★ Easy assembly, supplied with dial and drive already mounted.

Special inclusive price of ONLY **£7.19.6** Plus 5/- P. & P. All parts available separately. Individually priced parts list and comprehensive instruction booklet 2/6 post free. (Deducted from cost if complete parcel purchased later.)

THE 'AIR KING'

Our highly successful six-transistor luxury portable with the "SLIM line" look — to build yourself, with printed circuit chassis for reliability and simplicity in construction. May be used as Car Radio, with full MEDIUM wave and LONG wave coverage.

Look at these features:
 ★ 500 milliwatt output to high flux 7 x 3 1/2 in. high fidelity loudspeaker.
 ★ Six selected MULLARD TRANSISTORS in latest supersensitive circuit, plus germanium diode. ★ Compact size only 9 1/2 x 3 1/2 in. high. ★ Attractive three-tone cabinet, black, dark grey and silver grey with gilt control knobs and all gilt fittings. ★ Coax. socket for car aerial. ★ Brand new guaranteed components. ★ Push-pull output. ★ Automatic volume control. ★ Long-life battery. ★ Super-sensitive internal Ferrite rod aerial. Special inclusive price for **£7.19.6** (Plus P. & P. 4/-). All required components. ONLY **£7.19.6** (Plus P. & P. 4/-). Alignment service available. Full assembly details and individually priced parts list, all of which are available separately (price 1/6 post free).



TRANSISTORISED SOUND MIXER



Mixing 4 channels from high impedance source, giving professional results. Inputs for high impedance Microphone, Tuner, Gram and/or Tape Recorder. Compact and beautifully styled, size 6" x 2 1/2" x 2 1/2". Standard Jack socket inputs.

PRICE **79/6** P. & P. including PP3 battery circuit 2/6. diagram and instructions.

THE HE30 4-BAND COMMUNICATION RECEIVER



Outstanding Bandspread Selectivity and sensitivity with a built-in Q-multiplier combine to make the HE30 one of the finest general coverage handsets. Receivers available at this price. Covering 550Kcs/—1600Kcs/5. 4.8Mc/s—14.5Mc/s. 1.6Mc/s—4.8Mc/s. 10.5Mc/s—30Mc/s. For amateur bands an illuminated slide rule dial is provided, calibrated every 5Kcs on 80 & 40 metres taking 16 revolutions of the bandspread dial to cover each of these bands, every 20Kcs on 20 and 15 metres and every 15Kcs on 10 metres plus an edge-wise S-meter. For the SW1, a 0-100 logging scale for instant reset plus coverage from 0.55-30Mc/s. The 8 valve plus Rectifier superhet circuit provides an RF Stage with an Aerial Trimmer for peak performance plus S IF Stages for improved sensitivity of 1.0 microvolts for 10db S/N ratio. The B.F.O. variable pitch control can be used to separate CW stations whilst the Q-multiplier adds the selectivity needed for crowded phone band operation. Controls: Function Switch, Audio Gain, Selectivity (Q-multiplier) Frequency (BFO), Band Selector, IF Gain, Trimmer, AVC-MVC Switch, Ant Switch, Main Tuning, Bandspread Tuning and Headphone Jack. Selectivity — 60db at 10Kcs, 0.8Kcs at 6db with Q-Multiplier) IF-155Kcs/5. External PM Speaker read, 4 or 8 ohms impedance, Output 1.5 watts. 8 modern Miniature B7C Base Valves and 5Y3 Rectifier. Size 15 x 10 x 7 1/2 in. Grey crackle finish. Full instructions and circuit diagram. **PRICE 40 Gns.** Carr. 15/- P. & P.

ACOS MONAURAL STETHOSCOPE HEADSETS
 Suitable for Tape Recorders or monitoring tape recordings. 100 ohm impedance, magnetic. Complete with lead. **12/6** P. & P. Originally 21/-. ONLY **12/6** P. & P. 1/6.

THE "TRAVLER" MkII

Introducing our new ready built transistorised car radio for ONLY **9 1/2 Gns.** P. & P. 5/-, including 7 x 4" speaker fitted to baffle, fixing brackets, fitted unit, all nuts and bolts with fitting instructions **£2.19.6**



H.P. Terms:
 Deposit (Plus 5/- P. & P.) and 7 monthly payments of **£1.2.6**
Star Features: ★ Handsomely Styled. ★ Mullard Valves and Transistors ★ Push Buttons. ★ 13 watts Output. ★ Long and Medium Wavebands. ★ Quality Speaker (E.M.I.). ★ Easily Fitted. ★ Radio Luxembourg (and many other foreign stations) 12 volt Positive Earth Only (applies to 99.8% of the cars on the road). ★ Dimensions 7 x 2 x 7" depth


POCKETCORDER TRANSlTORISED RECORDER

Why be bothered with a notepad? Take Pocketcorder with you on those business trips, the mighty Midget is ideal. Simple to operate, a unique 4-way push-button Switch for record/playback, etc., ensures complete ease of handling. A remote Control Switch is also included for discreet recording, fully adjustable speed through the life of Batteries and the volume and tone from the 2 1/2" internal speaker is outstanding. All accessories included such as Leather Case and Accessory Case, Remote Control switch and Crystal Earpiece, Tape, Batteries and Microphone, no other extras required. Up to 34 mins. recording time, operates on 1.9 volt PP3 and 2-1 volt U12 Per. P. & P. Batteries. Size 5 1/2 x 3 x 2". Weight 24ozs. **PRICE 12 Gns.** 4/-



STEREO TAPE DECK WITH BUILT IN PRE-AMPLIFIER

A professional addition to your Hi-Fi Stereo System consisting of two basic Units, the Tape Deck and Pre-amplifier, which employs 4 Transistors and 4 Valves. The Unit with record and playback 1 track stereo or 1 track mono at either 7 1/2 i.p.s. or 3 1/2 i.p.s., both speeds being fully equalised.



Features: Track System: 4 track 2 channel stereo or monaural record and playback. Independent single channel recording on either channel while playback on other channel. Head Type: 1 track 2 channel inline stereo and associated erase heads. Low loss laminated pole pieces. Level indicators: 2 Meters, 1 per channel. Digital Counter: 3 digit tape position indicator. Automatic Stop: When tape runs out or breaks. Inputs: Microphone 1mV (50 K. ohms impedance). Gram/Tuner 50mV (high impedance). Output: (cathode follower). Gram/Sockets: 2 x 5K ohms impedance. Audio Output: 600mV. Oscillator: Pushpull 80 Kcs. S/N Ratio: —45dB or better at 7" tape speed. Separation: 45dB or more between stereo channels. Frequency Response: 40 to 15,000 cycles per sec. at 7 1/2 i.p.s., 40 to 9,000 cycles per sec. at 3 1/2 i.p.s. Single Motor: 4 pole heavy duty induction type. Power Supply: 240V A.C. 50 cycles. Size: 6 1/2" x 10 1/2" x 15". Tape Size: Up to 7". Line Up: 4-2SB173 Transistors, 2-12A17, 1-12A17, 1-12BH7 Valves.

42 GNS.
 Carr. & Pkg. 15/-

THE HE-40 4-BAND COMMUNICATION RECEIVER

Completely built and ready to go. Not a Kit. High sensitivity Superhetrodyne receiver covering 550 Kcs/—1,500 Kcs/5, 1.6 Mc/s—4.4 Mc/s, 4.4 Mc/s—11 Mc/s, 11 Mc/s—30 Mc/s. Covers all amateur, Government aircraft and broadcast stations between 550 Kcs/ and 30 Mc/s. Electrical bandspread tuning. Slide rule type tuning dial giving accurate logging of stations. Internal ferrite rod aerial for medium waveband reception and a 59in. 10 section chromium plated telescopic whip aerial for the short wave bands. Sockets for optional outdoor aerial. Internal high flux monitor loudspeaker. Latest modern miniature B7G base valves. High Q coils and I.F. transformers. Headphone socket (may also be used for external loudspeaker). Automatic noise limiter (ANL) for reduction of external interference. Beat frequency oscillator (BFO) for reception of CW (morse) signals. Receiver ready to switch. Signal strength meter calibrated in "S" units and reads to S9—10dB. 220/240 volt A.C. mains, 50-60 cycle operation. Handsomely styled cabinet with grey crackle finish and handsome front panel, with chrome and satin chrome fittings. Measures 13in. x 9in. x 5 1/2 in. (high) and weighs only 11 lbs. A comprehensive instruction manual is supplied. An ideal receiver for the radio amateur and short wave listeners of all ages. Come and hear this wonderful receiver **PRICE £24.15.0** Carr. & Pkg. 12/6



Great Britain's Greatest Electronic Hobbies Organisation

SEE PAGE 697 FOR ADDRESSES OF STERN-GLYNE BRANCHES

UNIVERSAL AVOMETERS



Guaranteed perfect working order. Supplied complete with leads, batteries and instructions. Model "D" 24 range £8.19.6 Model "7" 50 range £11.0-0 Registered Post 5/- extra.

COSSOR 1035 DOUBLE OSCILLOSCOPES

Available in excellent condition, fully checked. £45 each. Carr. 30/-

MICROAMMETERS

0-500 microamps. 2 1/2 in. circular flush panel mounting. Dials engraved 0-15, 0-600 volts. BRAND NEW. BOXED. 15/- P. & P. 1/6.

230/250 VOLT A.C. MOTORS
4 1/2 x 3 1/2 in. dia. 90 watts, 5,000 r.p.m. 1/2 in. spindle. Brand New. £22/6 each. P. & P. 2/-

FIELD STRENGTH METERS

Frequency coverage 1 to 250 Mc/s. Fitted with 200 micro-amp meter. Supplied with telescopic aerial, ear-piece and instructions. 69/6 post paid.

FIELD TELEPHONES TYPE "P"

Suitable for many applications. Generator bell ringing, 2 line connection. With batteries and wooden carrying case, fully tested. £4.19.6 per pair. Carr. 5/-

HEAVY DUTY AUTO TRANSFORMERS

0/115/230 volt step up or step down. Brand New, boxed. Ex U.S.A. 3,000 watt. £7.10.0, carr. 10/-, 7,500 watt, £15, carr. £1.

MINIFLUX TAPE HEADS

Set of three, record, playback, erase. Only 29/6 set. P. & P. 9d.

PANEL METERS

100µA	2 1/2" F.M.	D.C.	42/8
100µA	3 1/2" F.M.	62/8	
1 mA	2 1/2" F.M.	D.C.	25/-
30 mA	2 1/2" F.M.	D.C.	12/8
300/330 mA	2 1/2" F.M.	D.C.	9/6
350 mA	2 1/2" F.M.	D.C.	10/8
15 amp.	3 1/2" F.M.	D.C.	39/8
5/10/5 amp.	3 1/2" F.M.	D.C.	25/-
300 v.	2 1/2" Prof.	A.C.	19/8
300 v.	2 1/2" F.M.	A.C.	25/-
500 v.	2 1/2" F.M.	A.C.	25/-
120 v.	3 1/2" F.M.	D.C.	32/8

Postage extra.

SILICON RECTIFIERS

400V, p.l.v. 4.7 amp	7/6
200V, p.l.v. 6 amp	5/6
800V, p.l.v. 500 mA	5/8
400V, p.l.v. 500 mA	3/6
70V, p.l.v. 1 amp	3/8

OA 202 miniature silicon rectifiers 1/1 each.
Discount for quantities.
Please add postage.

R.C.A. AR.88 D RECEIVERS

New release. Limited number available. Frequency coverage 550 Kc/s to 32 Mc/s on 6 bands. Operation 110/230 volts A.C. Offered in excellent used condition, fully checked and guaranteed perfect order. £45 each. Carr. £2.



P.C.R.2 COMMUNICATION RECEIVERS

Excellent performance for modest outlay. Frequency coverage on three bands 800-2,000 met res. 190-550 metres, 6-22 Mc/s. Output for phone or speaker. Supplied in perfect condition £5.19.6 each. Carr. 10/- The receiver can be supplied with an internal power supply to operate on 200/250 volt A.C. at 29/6 extra or plug in external power supplies are 35/- extra. Full circuit supplied.

AVO WIDE RANGE SIGNAL GENERATORS

Frequency coverage 50 Kc/s to 80 Mc/s in six turret operated ranges. For use on standard A.C. mains. Packed in original transit cases with accessories. Supplied in as new condition, fully checked before despatch. £15. Carriage 10/-

NATIONAL H.R.O. RECEIVERS

SENIOR MODEL. Supplied complete with full set of 9 coils covering 50 Kc/s to 30 Mc/s. Each receiver thoroughly checked and available as follows:-

TABLE MODEL. As new condition	£25.
TABLE MODEL. Good used condition	£19.15.0
RACK MODEL. As new condition	£22.10.0
RACK MODEL. Good used condition	£19.15.0

N/B—Rack model is identical to table model with extended front panel to fit a 19in. rack. Carriage £1 extra. 200/250 volt A.C. power supplies for all above receivers, also sold separately. 59/6, carr. 5/-

HALLICRAFTER S-36 V.H.F. RECEIVERS

F.M./A.M. 27-143 Mc/s. 110 volt A.C. (transformer supplied for 230 v. A.C.). Improved version of S-27. Tested before despatch. Brand new boxed with instruction manual. £40 each. Carr. £2

LAFAYETTE BRAND TAPES

First grade quality American tapes. Brand new, guaranteed. Discounts for quantities.

5in. 600ft. Std. Acetate	8/8
5in. 900ft. L.P. Acetate	10/-
5in. 1200ft. D.P. Mylar	15/8
5 1/2in. 1200ft. L.P. Acetate	14/6
5 1/2in. 1800ft. D.P. Mylar	21/-
7in. 1200ft. Std. Mylar	12/8
7in. 1800ft. L.P. Acetate	15/-
7in. 1800ft. L.P. Mylar	20/-
7in. 2400ft. D.P. Mylar	25/-

Post. 2/-, over £3 post paid.

MULTIMETERS BRAND NEW—FULLY GUARANTEED LOWEST EVER PRICES

Supplied with Leads, Batteries and Instructions.

1,000 Ω/VOLT	30,000 Ω/VOLT
0/15/150/1,000 v. A.C. and D.C.	0/10/50/250/500/1,000 v. A.C. and D.C.
0/150 mA. D.C.	0/50µA/0/25/500 mA. D.C.
0/100 KΩ etc.	0/50K/500K/5 meg. etc. 97/6.
39/8. P. & P. 1/6.	P. & P. 2/6.
	0/10/110/25/100/250/500/1,000 v. D.C.
	0/10/50/250/500 v. A.C.
	0/50µA/0/10/250 mA. D.C.
	0/10K/1 meg./10 meg. etc. £5.10.0. P.P. 2/6.
	30,000 Ω/VOLT
	0/4/1/21/10/25/100/250/500/1,000 v. D.C. and A.C.
	0/50µA/5/50/500 mA/0/12 amp. D.C.
	0/50K/6 meg./60 meg. etc. £8.17.6. Post paid.
	50,000 Ω/VOLT
	0/10/50/250/500/1,000 v. D.C. and A.C.
	0/25µA/2.5/25/250 mA. D.C.
	0/10K/100K/1 meg./10 meg. etc. £7.10.0. P.P. 2/6.
	100,000 Ω/VOLT
	5/2.5/10/50/250/500/1,000 v. D.C.
	2.5/10/50/250/1,000 v. A.C.
	10/25µA/2.5/25/250 mA/10 amp. D.C.
	20K/200K/2 meg./20 meg. ohm. etc. £8.19.6. Post paid.

Hours of Business: 3 Lisle Street, 9 a.m.—6 p.m. Half Day Saturday
34 Lisle Street, 9 a.m.—6 p.m. Half Day Thursday

MARCONI

CR 100/8 RECEIVERS BRAND NEW

Packed in original transit cases and complete with handbook/manual. 60 Kc/s to 30 Mc/s. 200/250 volt A.C. operation. Tested before despatch.

£35 Carriage £2.

A few CR.100 receivers available in good used condition, £21. Carr. 5/-

COLLARO/MAGNAXV STUDIO TAPE DECKS

Latest 1963 model. Fitted with latest bradmatic heads and interlock button. Brand new, guaranteed, with instructions and fixings. £10.10.0, Carr. 5/-

MINE DETECTOR No. 4A

Will detect all types of metals. Fully portable. Complete with instructions. 39/8 each. Carr. 10/-, Battery 8/6 extra.

MODEL RX60 AMATEUR COMMUNICATION RECEIVER

Four bands, 550 Kc/s-30 Mc/s. Special features, S meter-and-dio-electrical band spread—internal 5in. speaker—head set socket—tone control—standby switch—3 aerials, loop, wire, telescopic—200-250 volt A.C./D.C. Brand new guaranteed with manual £24.15.0 each. Post paid.

L.T. METAL RECTIFIERS

All full wave, bridge connected.

12/18v. 1.5A.	3/9	24/36v. 6A.	27/8
12/18v. 2.5A.	3/3	24/36v. 15A.	45/-
12/18v. 4A.	8/6	36/48v. 2A.	19/8
12/18v. 6A.	12/3	36/48v. 4A.	29/6
12/18v. 10A.	22/8	36/48v. 6A.	32/6
12/18v. 15A.	37/8	48/60v. 2A.	21/-
24/36v. 1A.	7/3	48/60v. 10A.	82/6
24/36v. 2A.	13/6		

Please add postage.

L.T. TRANSFORMERS

All primaries tapped 200/250 volts. 1 Battery Charging, 3.5, 9 or 17 volt, 1 amp. 9/9, Ditto 2 amp, 14/3. Ditto 4 amp., 16/8. 9 or 17 volt, 6 amp., 26/-
2 Model Type, 3, 4, 5, 6, 8, 10, 12, 15, 18, 20, 24 or 30 volt, 2 amp., 18/8. Ditto 4 amp., 30/-, Ditto 5 amp., 37/8. Add Postage.

FIELD TELEPHONES TYPE "L"


Generator bell ringing, two line connection. Supplied complete with batteries, ready for use, 69/8 per pair. Carriage 5/-

MINIATURE PANEL METERS

For 1 1/2 in. dia. panel hole.

0/50µA	39/8	0-1 mA	27/6
0-500µA	32/8	0-5 mA	27/6
		0-300 v. D.C.	27/6
		"S" meter 35/-	

TWIN MOTOR BARGAIN



200/250 volt A.C. Twin concentric spindles operated independently. Either motor reversible. 1440 r.p.m. Brand New, Boxed. Only 12/6 each. P. & P. 2/6.

G.W. SMITH & CO (RADIO) LIMITED
Phone: GERRARD 8204/9155
Cables: SMITHEX LESQUARE
3-34 LISLE STREET, LONDON, W.C.2



MAKE IT AN ELECTRONIC XMAS!

AND LOOK AT THESE PRICES

JUST IN FROM JAPAN THE VERY LATEST 2-TRANSISTOR POCKET RADIO

Highly selective over Medium-wave Band. Excellent volume; high efficiency speaker; Complete with carrying case and earpiece for optional personal hearing. NOT A KIT — but assembled and ready for immediate use. The ideal present for JUNIOR 1 UNBELIEVABLE AT ONLY



49/6

inc. P.P.3 battery. Post and insurance 4/6.

The TRULY MINIATURE "MINICO" TRANSISTOR TAPE RECORDER

A real portable with a hundred and one uses, perfect for parties, entertaining, etc., recording every word and sound. Microphone in carrying strap can be removed for more versatility. Excellent volume and tone. Precision Rim Drive. High quality internal speaker. Double track, up to 30 minutes recording. Weight only 33ozs., size 6½ x 4½ x 2½in.

COMPLETE with Tape, Microphone and Batteries. USUALLY £16.12.6.



OUR PRICE

6GNS.

Post and insurance 7/6.

THE WORLD'S LOWEST PRICED READY ASSEMBLED 'Closed Circuit' TV CAMERA!

Designed for Industrial, Commercial, Entertainment and Domestic Purposes. Will operate with your own standard domestic TV Set by just plugging co-ax lead from camera direct into aerial socket at the back of your set. 405 line R.F. output, 210-240V A.C. 50/60 cycles. Cameras are tunable over Channels 1 to 5. Interchangeable lens mount taking standard 16 mm Cine type lenses. Complete with Vidicon and Super



1 in. f1.9 anastigmatic lens. Factory assembled and ready for immediate use at fantastic low price.

65

GNS. Post & Ins. 24/-


BRAND NEW in the country and ex- clusive to HORNTONS

THE 'ESCORT'

PUSH-BUTTON TAPE RECORDER

(1964 model). 4 transistor, 2 track, complete with mike, tape, personal earpiece, batteries, assembled and ready for use. NOT A KIT! Recommended for Teenagers and Students, etc., etc. Now at ridiculously low price. **£5.19.6**

Post & Insurance 6/6.



HURRY! HURRY! These must be the MOST FANTASTIC BARGAINS yet offered!

HORNTONS ELECTRONICS

1 NAVIGATION STREET (Next to Queen's Hotel) BIRMINGHAM 2

TEL: MID. 0972

ARMSTRONG AF208AM/FM RADIOGRAM CHASSIS



£21.140
(carriage free)

- FULL VHF BAND (87-108 Mc/mc)
 - MEDIUM BAND (187-570 m)
 - 6 WATTS OUTPUT
 - 15 dB NEGATIVE FEEDBACK, 7 VALVES
 - SEPARATE WIDE-RANGE BASS AND TREBLE CONTROLS
 - COMPENSATED PICK-UP INPUTS
 - FREQUENCY RESPONSE 30-22,000 c.p.s. ± 3 db
 - TAPE RECORD AND PLAYBACK FACILITIES
 - CONTINENTAL RECEPTION OF GOOD PROGRAMME VALUE
- FOR 3, 7i and 15 ohm SPEAKERS.
Write for free literature.

New Boxed VALVES 90-day Guarantee

OZ4	6/-	6K76	6/-	6BF7	4/-	6CL84	10/-
1R4	6/-	6K90	6/-	6C41	8/-	6CL84	10/-
1R5	6/-	6L6G	6/-	6CE61	8/-	6L1	8/-
1T4	8/-	6N7M	6/-	6BF70	9/-	6L183	8/-
2K3	8/-	6Q7G	6/-	6CH42	9/-	6Y33	15/-
3B4	7/-	68N7	6/-	6CBL81	9/-	6Y99	7/-
3V4	7/-	6V6G	6/-	6CL98	8/-	6Y81	8/-
3Q4	7/-	6X4	6/-	6BOL5	10/-	6Y93	7/-
5U4	6/-	6X5	6/-	6BF6	6/-	6PQ26	7/-
5Y3	6/-	6Z4T7	6/-	6BF90	6/-	6BP41	3/-
6Z4	6/-	6Z4U7	6/-	6EL33	8/-	6SP1	8/-
6C47	4/-	6V6G	6/-	6L34	7/-	6Y99	7/-
6AM6	4/-	6ZB47	7/-	6Y81	9/-	6Y81	8/-
6A76	6/-	6ZK7	6/-	6Y86	9/-	6Y81	8/-
6B45	7/-	6ZK8	14/-	6Z40	7/-	6YF89	9/-
6B66	6/-	6ZK9	6/-	6Z90	7/-	6Y81	8/-
6C47	4/-	6ZV5G	6/-	6Z81	7/-	6Y81	8/-
6C4	5/-	6ZL6	9/-	6H80M10	10/-	6Y81	8/-
6D6	6/-	6Z54	6/-	6H22A	5/-	6YF98	9/-
6G6	4/-	6Z6	2/-	6K35C	3/-	6Y41	9/-
6H6	3/-	6Z6P	6/-	6KT76	8/-	6Y41	7/-
6J6	5/-	6Z6S	6/-	6M14	7/-	6Y86	7/-
6J6	5/-	6Z6S	6/-	6PC84	8/-	6Y89	7/-
6J7G	6/-	6D10	8/-	6PCF86	8/-	6YR180	7/-
6K6	5/-	6AR08	6/-	6PCF88	8/-	6W81	6/-

NEW ELECTROLITICS FAMOUS MAKES

TUBULAR	TUBULAR	GAN TYPES
1/250V 2/-	40/250V 5/8	3/600V 9/-
2/250V 2/8	100/25V 3/-	1/1650V 5/-
4/450V 2/8	250/25V 3/8	1/1650V 12/-
8/450V 2/8	500/12V 2/-	3/3240V 6/-
16/450V 8/-	1,500/12V 4/-	5/50450V 6/8
32/450V 8/-	5,000/1V 4/-	32+32/350V 6/8
64/25V 1/8	8+8/450V 4/-	32+32/450V 6/-
64/50V 2/-	8+16/450V 4/8	32+32+32/350V 7/8
64/50V 2/-	16+16/450V 4/8	60+50/350V 7/8
64/50V 2/-	32+32/350V 4/8	64+120/350V 11/8
		4/1200+200/275V 12/8

TELESCOPE GEORGE AERIALS 18in. extending to 45in. 8/6 ea. 5in. to 32in. 7/6 ea.

TRIFLEXER Bands I, II, III, 12/6 COAX PLUG, 1/-

LEAD SOCKETS, 2/8 PANEL SOCKETS, 1/-

OUTLET BOXES (Surfaces or flush), 4/- ea.

BALANCED TWIN FEEDER yr. 6d. 50 or 300 ohms.

DITTO SCREENED per yr. 1/6. 80 ohms only.

Wirewound Res. Speaker Control, 18.0 3/6, 25.0 6/8.

WIRE-WOUND POT. 3 WATT. 1/6

TV Types. All values to 10 ohms to 25 K. 3/- ea. 30 K. 5/- ea. (Carbon 30 K. to 2 meg. 8/-).

WIRE-WOUND 6 WATT POT. 100 ohm spindle. Value, 50 ohms to 20 K. 6/6; 100 K. 7/6.

PHILIPS TRIMMERS 6-10 pF. 3-30 pF. 1/-

TRIMMERS Ceramite, 30, 50, 70 pF. 9d.; 100 pF. 1/6. 150 pF. 1/8; 250 pF. 1/6; 500 pF. 7d. 50 pF. 1/8.

TV sets TRIMMERS, 1000 pF., with knob, 2/-.

RESISTORS, Preferred values, 10 ohms to 10 meg. 1/6. 4d.; 1/2 w. 6d.; 1 w. 8d.; 1 1/2 w. 1/6.

High Stability, 1/2 w. 1%, 2/6. Preferred values 10Ω to 10 meg. Ditto 5%, 18Ω to 22 meg. 8d.

RESISTORS, CRT, 3/8; CRT, 3/8; CRT, 1/6.

0 watt	WIRE-WOUND RESISTORS	1/8
10 watt	10 ohms-10,000 ohms	2/8
15 watt		3/8
150K to 47K 10 w.		3/8

Volume Control 80 ohm COAX CABLE speed 1/4in. Standard case 18d. yd. 40 yds. 17/6 60 yds. 25/- 90 yds. 25/-

Linear of Log Tracks Long spindles. Midget 5 K ohms to 2 Meg. L.A. 3/-; D.F., 4/6; Series L.A. 10/6; D.F. 14/6

Range Quality Air spaced 1/1-yd. Metal 6/6 inea.

MAINS TRANSFORMERS 200/250 v. A.C.
Postage 2/- each transformer.

STANDARD, 250-0-250, 50 ma., 6.3 v. 3.5 a. tapped 4 v. 4 a. Rectifier, 6.3 v. 1 a. 5 v. 2 a. or 4 v. 2 a. 22/6, ditto, 350-0-350 ... 20/6

MINIATURE 200 v. 20 ma., 6.3 v. 1 a. 10/6

MIDGET, 220 v. 45 ma., 6.3 v. 2 a. ... 15/6

SMALL, 220-0-220, 50 ma., 6.3 v. 2 a. ... 17/6

STD., 250-0-250, 65 ma., 6.3 v. 3 a. ... 17/6

HEATER TRANS. 6.3 v. 1 1/2 amp. ... 7/6

Ditto, tapped 1.4, 2, 3, 4, 5, 6.3 v. ... 8/6

Ditto, sec. 6.3 v. 4 amp. ... 10/6

GENERAL PURPOSE LOW VOLTAGE, 2 amp. 3, 4, 5, 6, 8, 9, 10, 12, 15, 18, 24, 30 v. ... 22/6

AUTO TRANSFORMER, 150 v. ... 22/6

0, 115, 200, 230, 260 v., 500 v. ... 22/8

MULLARD "510" Mains Transformer ... 38/6

PARKER MAINS TRANSFORMER. Made for special control ratings. Primary may be doubled. Guaranteed 2 years. Primary 0-170-210-280-260 v. H.T. 300-0-300 v. 50 ma. L.T. 6.3 v. 1.5 amp. Size 4 x 3 1/2 x 3 in. ... 17/6

INTERVALVE TRANSFORMERS 3:1 or 5:1, 9/6. O.F. TRANSFORMERS. Heavy Duty 50 mA 4/6. Multitrate 7/6. Multitrate heavy duty push-pull 10 w., 15/8. Miniature, 384, etc., 5/9.

10 w. O.F. matching trans. 3, 7, 15 d. 12/6.

L.F. CHOKES 15/10H., 60/65 mA. 5/-; 10H., 85 mA. 10/8; 10 H., 150 mA. 14/-.

TINNED COPPER WIRE 16 to 22 swg., 1lb. 3/6.

ENAMEL COPPER WIRE 16-22, 2/9; 24-30, 3/6; 32-40, 4/6; D.C.C. 25, 34, 36 swg.; 2oz. 3/6.

L.F. TRANSFORMERS 7/6 pair
465 KHz Sing Tuning Miniature Can, 2 x 1 x 1/2 in. High Q and good bandwidth. Data sheets. Standard size Werrad, 10/6 pair.

FULL WAVE BRIDGE SELENIUM RECTIFIER: 2, 6 or 12 v. 1 1/2 amp. 8/9; 3 a., 11/8; 4 a., 17/6.

CHARGER TRANSFORMERS. Tapped input 200/250 v. for charging at 2, 6 or 12 v. 1 1/2 amp., 15/6. 2 amp., 17/6; 4 amp., 22/6. Circuit included.

4 AMP CAR BATTERY CHARGER with amp. meter Leads, Fuse case, etc., for 6 v. or 12 v. 99/9.

ARMETER 2 to 5 amp., 9/6.

BOOKS list S.A.E.

Boys' Book of Crystal Sets ... 2/6

"W.W." Radio Value Data ... 8/-

High Fidelity Speaker Enclosure 5/-

Valve and TV Tube Equivalents ... 9/6

TV Fault Finding ... 5/-

Mullard Amplifier Manual ... 8/6

Radio Valve Guide, Books 1, 2, 3, 4 or 5 ... 5/- each

Transistor Superhet Receivers ... 7/6

Practical Radio Set Out ... 3/6

Master Colour Code Chart ... 3/6

Transistor Controlled Models ... 7/6

Principles of Colour TV ... 16/-

International Radio Stations ... 2/6

4 TRANSISTOR PUSH-PULL AUDIO AMPLIFIER
Size 3 x 1 1/2 x 1.

A ready built miniature push-pull amplifier with Driver and output transformers, 4 transistors. Ideal for use with record players, intercoms, BABY ALARMS, etc. Complete with full 3/6 instructions and circuit.

Price, 47/6. 9v. Batt. 2/3 2 1/2in. Speaker 15/-.

BAKER SELURST LOUDSPEAKERS

12in. Baker 15w. Stalwart 3 or 15 ohms, 45-13,000 c.p.s. ... 80/-

12in. Stereo, Foam Suspension, 12w., 35-16,000 c.p.s. ... 17/7

12in. Standard H.D. 20w. 40-14,500 c.p.s. ... 28.00

12in. De Luxa 15w. 26-17,000 c.p.s. ... 29.10

12in. Bass 25w. 20-18,000 c.p.s. ... 12.12.0

16in. Auditorium, 35w., Bass, 20 c.p.s. to 12 kc/Hz. Ideal Banquet Gaiter. 218.

Details and Enclosures, plans, S.A.E.



LOUDSPEAKERS P.M. 3 OHM. 2in. S, 3, 4, 6in. 7 x 4in., 15/8; 6in. Rola, 16/8; 8in. Fleesey, 17/6; 10 x 6in., 22/6; 10in. Rola, 30/-; 12in. R.A., 30/-; 13 1/2 x 8in. Double Cone F.M.I., 35/-.

STEREO PAIR EF102, 10in. 3 to 15 ohms, 10w. 87/6; 8in. EF812, 72/-; Tweeter T259, 80/-; Cross-over CX2004, 30/-.

Our written guarantee with every purchase NEW COMPONENT LIST 1/-

1963 RADIOGRAM CHASSIS



THREE WAVEBANDS 8.W. 16 m. -60 m. LATEST MULLARD M.W. 200 m. -500 m. MCH81 EFR8, EB081, L.W. 800 m. -2,000 m. EL84, EZ86

12-month guarantee. A.C. 200/250 v. 4-way Switch; Short-Medium-Long/FM. Ferrite Aerial A.V.C. and Negative feedback, 3 ohm output, 5 watts. Gram dial, horizontal wording, size 13in. x 4in. Aligned and calibrated. Listed Chassis, size 13 1/2in. x 9in. high x 5 1/2in. deep.

£8.19.6 Carr. & Ins. 4/6.

C.R.T. BOOSTER TRANSFORMERS for heater cathode short circuit, or tubes with falling emission. Full instructions supplied, mains input. 2 Type, A optional, 25/200 and 50% Boost 2v. or 4v. or 6.3v. or 19.5v. or 12.5v. State voltage required. PRICE 10/6.

TWIN GANG TUNING CONDENSERS 355 pF. miniature 1in. x 1 1/2in. 10/-; 500 pF. standard with trimmers, 9/-; midget, 7/6; with trimmers, 9/-; 500 pF. slow motion tuning, standard or midget, 9/6. Transistor gang 208 + 176 pF. with trimmers, 10/6. SMALL 3 gang 500 pF. SINGLE 868 pF. 7/6. SINGLE 10 pF. 25 pF. 50 pF. 75 pF. 100 pF. 150 pF. 5/8. Solid dielectric, 200, 300, 500 pF. 1/6.

CONDENSERS. New stock. 0.001 mid. 7 kv. T.C.C., 5/8; Ditto, 20 kv. 9/6; 6.1 mid. 7 kv. 9/6. Tubular 500 v. 0.001 to 0.005 mid., 9d.; 6.1, 1/1-2 pF. 1/6; 0.005 to 0.01, 9d. 0.1/2, 0.001 v. 0.1/1,000 v., 1/8; 0.1 mid. 2,000 volts, 3/6.

GERMIC CONDS. 500 v. 0.3 pF. to 0.01 mid., 9d. SILVER MICA CONDENSERS, 10% 5 pF. to 500 pF. 9d.; 600 pF. to 3,000 pF. 1/-. Close tolerance (+1 pF) 2.3 pF. to 47 pF. 1/-. Ditto 1% to 50 pF. to 815 pF. 1/-; 1,000 pF. to 5,000 pF. 1/6.

465 kc/s SIGNAL GENERATOR Price 15/- Uses B.F.O. Unit. ZA 30038 ready made with valve 18S. POCKET SIZE 2 1/2 x 4 1/2 x 1in. One resistor to change, full instructions supplied. Battery 3/6 extra. 8V11V. Details S.A.E.

WAVECHANGE SWITCHES
2 p. 4-way 2 water long spindle ... 6/6
2 p. 2-way, or 2 p. 6-way long spindle ... 3/6
4 p. 2-way or 4 p. 3-way long spindle ... 3/6
3 p. 4-way or 1 p. 12-way long spindle ... 3/6

Wavechange "MAKITS". Wafers available: 1 p. 12 way, 2 p. 6 way, 3 p. 4 way, 4 p. 3 way, 6 p. 2 way, 1 w. 1 water switch, 8/6-2 water switch, 12/8; 3 water switch, 16/6; additional wafers up to 12 3/6 each extra; Toggle Switches, s.p., 2/-; d.p., 2/6 d.p.t., 4/-; Min. Slide d.p.t., 3/6.

CRYSTAL MIKE INSERTS, 6/6
High output. Size 1 1/2in. dia. x 1in. 6/6

ACOS MIC. 14. Insert 1in. dia. x 1in. 6/6

ACOS 39-1 DE LUXE STICK MIKE 35/-
ISL QUALITY STICK MIKE ... 25/-

Valveholders. EA50, 6d. B12A, CRT, 1/3. Engl. and Amer. 4, 5, and 7 pin, 1/6. MOULDED Mazda and int. oct., 6d.; B7G, B8A, B8C, B9A, 9d. B7G with can, 1/6. B9A with can, 1/6. Cor. 1/6. B2F50, B7G, 16/6. int. oct., 1/6. B7G, B9A cans, 1/6 each. Valve plugs B7G, B9A, 2/3.


HIGH GAIN TV PRE-AMPLIFIERS
BAND I B.F.C.
Tunable channels 1, 2, 5. Gain 18dB. ECC84 valve. Kit price 29/6 or 49/6 with power pack. Details 6d. (PCC81 valves if preferred.) Coils only 9/6.

BAND III I.T.A. - Same prices. Tunable channels 8 to 13. Gain 17dB. Circuit and coils only 9/6.

THE ORIGINAL RADIO COMPONENT

Bus 183 or 68 pass door. B.R. Station Selhurst.

THE "INSTANT" BULK TAPE ERASER AND RECORDING HEAD DEMAGNETIZER



200/250 v. A.C. **35/-** Leaflet S.A.E.

AMERICAN "BRAND FIVE" PLASTIC RECORDING TAPE

Double Play 7in. reel, 2,400ft. 42/-	Spare Plastic Reels
5in. reel, 1,200ft. 25/-	
Famous Makes	
Long Play 7in. reel, 1,800ft. 22/6	3in. 1/6
5in. reel, 1,200ft. 17/6	4in. 2/-
5in. reel, 900ft. 15/-	5in. 2/-
Standard 7in. reel, 1,200ft. 17/6	5in. 2/-
5in. reel, 600ft. 11/6	7in. 2/6

"EASISPLICE" Tape Splicer 5/-

CRYSTAL SET BOOKLET, 1/-
CRYSTAL DIODE G.E.C. 2/-, GEX34, 4/-, OAS1, 3/-
HIGH RESISTANCE PHONES, 4,000 ohms, 15/-
MOVING COIL PHONES, 100 ohms, 10/-
SWITCH CLEANER, Fluid squirt spout, 4/6 tin.

"6+1" TRANSISTOR RADIO MEDIUM AND LONG WAVE KIT
First class components to make a 6 transistor 2 waveband superhet chassis. Ideal for portable or table radio. All parts including BVA transistors, ferrite aerial, with car aerial coil, printed circuit, 8in. x 2 1/2in., but EXCLUDING Speaker and cabinet.
Speakers, 35 ohms. 7 x 4in. 21/-
5in., 17/6, 3 1/2in., 15/6. **£4.50**

BULGIN PLUGS AND SOCKETS. Non-reversible
P74, 2-pin, 4/3; P73, 3-pin, 4/6; P194, 4-pin, 5/6.
"DOMINA" plugs, 2/8; sockets, 3/6.
JACKS. English open circuit, 2/6. Closed circuit, 4/3. Grundig type, 3-pin, 1/3. Grundig lead jack 3/6.
JACK PLUGS. English, 3/-; Screened, 4/-; Grundig, 3-pin 3/6; Phono Plugs, 1/-; Sockets, 6d.
ALADDIN FORMERS and cores, 4in., 8d.; 4in., 10d.
0.5in. FORMERS 5937 or 3 cans TV1 or 2, 2in. sq. x 2 1/2in., or 1in. sq. x 1 1/2in., 2/- with cores.
SLOW MOTION DRIVES. 61, 4/3.
BOLON IRON. 250V 200V or 250V 24/-.

ANTEN SUB-MIN. IRON. 15W. 200 or 240V., 29/6.
BENCH STAND for above, 12/6. Spares in Stock.
1/16in. Paxolin Panels, 10 x 8in., 2/-.
Miniature Contact Cooled Rectifiers, 250V 50mA, 7/6; 250V 60mA, 9/6; 250V 85mA, 9/6; Selenium Rect., 300V 85mA, 5/-
TV etc., Silicon Sub. Min. Rectifier, 250V 450mA, 10/-; K325, 600V, 5mA, 5/-; RM4, RM5, 14Al100, 14Al16 10/- each; FC31, 20/-
Coils Wearite "P" Type, 3/- each.
Osmer Midket "Q" type, ad. dust core, from 4/- each. All ranges. List S.A.E.
Teletron D.W.R. L. and Med. T.R.F. with reaction, 4/-, Med. wave D.R., 3/6.
Ferrite Aerials, M., 5/6; M. and L., 12/6.
Osmer Ferrite Rod Aerials, L. and M. for transistor circuits, 10/- each.
Ferrite Rods, 8 x 1in., 6 x 1in., 6 x 1/2in., 1in. 3/-, 1/2in. 3/6.
T.R.F. Coils, A.T.F. 7in., pair, H.A.X. 3/-, Repanco DRR2, 4/6. DREX1, 2/6.
Radio Screwdriver, 5in., 6d. Test Prods., 2/6. Neosid Trimming Tool, 1/9.
Neon Mains Tester Screwdriver, 5/-.
Multicore Solder, 4d. vd., Dispenser, 2/6.

Aluminium Chassis, 18 s.w.g. Plain undrilled, 4 sides, riveted corners, latice fixing holes, 2 1/2in. sides, 7 x 4in., 4/6; 8 x 7in., 5/9; 11 x 7in., 6/9; 13 x 9in., 8/6; 14 x 11in., 10/6; 15 x 14in., 12/6.
Aluminium Panels, 18 s.w.g., 12 x 12in., 4/6; 14 x 9in., 4/-; 12 x 8in., 3/-; 10 x 7in., 2/3; 8 x 6in., 2/-.

JASON FM TUNER COIL SET 29/-
H.F. coil, aerial coil, oscillator coil, two i.f. transformers 10.7 Mc/s. detector transformer, heater choke. Circuit book using four 6AM6, 2/6.
Complete Jason FMT1 Kit. Jason chassis with calibrated dial, components and 4 valves, £6.5.0.
Model FMT2 with new shelf cabinet, 5 valves, components and powerpack, £10.

MAINS DROPPERS. Midget adjustable sliders 0.3A, 1,000 ohms 5/-; 0.2A, 1,200 ohms, 5/-; 0.15A, 1,500 ohms, 5/-; 0.1A, 2,000 ohms, 5/-.
MIKE TRANSFORMERS, 50-1, 3/6.
P.V.C. Covered Wire, single or stranded, 2d. yd. Sleeving, 1 or 2 mm., 2d.; 4 mm., 3d.; 6 mm., 5d. yd.
SPEAKER-FRET. Gold, Maroon or Green Cloth, 17 x 26in., 5/-; 25 x 33in., 10/-; Tygan, various colours 22in. wide from 10/- ft.; 26in. wide from 5/- ft.
Samples S.A.E. Expanded Metal, Gold, 12 x 12in., 6/-
Panel mounting fuse holders, 2/-
Fuses 60mA 4-8A, 5d. Insulated side cutters, 8/6. Bib Stripper, 3/6.

RADIO AND TELEVISION SPARES

All leading makes, volume controls, etc. - Fine output transformers, etc.
B.V.A. valves (current and obsolete types). Send S.A.E. for quotation.


WEYRAD

COILS AND TRANSFORMERS FOR 2-WAVE TRANSISTOR SUPERHETS WITH PRINTED CIRCUIT AND FERRITE ROD AERIAL.
Long and Medium Wave Aerial—RA2W On 6in. rod, 200pF tuning, with car aerial coupling coil 12/6
Osc. Coil P50/1AC, 176 pF tuning 5/4
1st and 2nd I.F. Trans.—P50/2CC, 470kc/s 11/15in. dia. by 1in. 5/7 each
3rd I.F. Trans., P50/3CC. 6/-
Spare Cores 6d. each
Driver Transformer—LFDT4 9/6
Wavechange Slide Switch d.p.d.t. 3/6
Printed Circuit—PCA1. Size 2 1/2 x 8 1/2in. Ready drilled, and printed 9/6
Volume Control, 5K-DP 4/6
35 ohm Speakers, 3in., 15/6; 5in., 17/6; 7 x 4in., 21/-.
Tuning Gangs with trimmers 10/6
6 Mullard Transistors and diode 42/6
Constructor's Booklet 2/-
3 ohm O.P. Trans. O.P.T.1 10/6

NEW MULLARD TRANSISTORS
OC71 8/-, OC72 7/6, OC81D 7/6, OC14 7/6, OC44 9/6, OC45 8/6, OC71 10/6, AF17 9/6.
Sub Miniature Condensers, 0.1 mFd. 30v., 1/3, 1, 2, 4, 5, 8, 16, 25, 30, 50, 100 mFd. 15 volt 2/6 ea. Transistor Holders 1/3.

B.B.C. Pocket 2 Transistor, Plus Diode M.W. and L.W. Radio Kit, 22/6.
Miniature earpiece, 7/6. Batt. 2/3.
Circuit details, etc., S.A.E.

ADASTRA 3-3 AMPLIFIER 3 WATTS HIGH FIDELITY AT LOW COST



READY BUILT, WIRED AND TESTED A.C. only, 200-250 V. Valves ECL86 and E280. 3 ohms quality output. Mullard tone circuits. Controls: bass boost, treble and volume. Separate engraved front panel with de luxe finish. Quality mains transformer. Stove enamelled chassis size 6in. x 5in. x 3in. Bargain Price £4.18.6. Details S.A.E. post free "Performs agreeably well" (The Gramophone)

BUILD YOUR OWN RECORD PLAYER

AND SAVE POUNDS!!



4 Speed Autochange or Single Player units supplied with Brand New 2-tone Portable Cabinets 17 x 15 x 8 1/2in. de lux strong carrying handle, gilt finish clips and hinges. As used by Famous Make for 20gns. models. Ready cut-out motor board 14 x 13in. Front baffle with 7 x 4in. high flux loudspeaker and 3 watt 2 valve UY85. UCL82 2-stage amplifier ready built on metal chassis 12 x 3 x 2 1/2in. Quality 3 ohm output transformer, low hum level circuit. Volume and Tone controls, 3-core safety mains lead. All items fit together perfectly. Special instructions enable assembly in 30 minutes, only 5 wires to join! 12-month written guarantee. Available separately or package deals as below.

AUTOCHANGER KITS COMPLETE (as above)
E.M.I. Junior .. £11.0.0 P.P. 5/6
Collaro .. £11.15.0 P.P. 5/6

SINGLE PLAYER KITS Complete (as above)
E.M.I. Junior .. £9.19.6 P.P. 3/6
E.M.I. auto stop/start .. £11.5.0 P.P. 5/6

OR SEPARATELY
Cabinet with cut out board to your choice £2.9.6 P.P. 3/6
Amplifier with 7 1/2in. speaker £3.17.6 P.P. 2/6

AUTOCHANGERS
B.S.R. UA14 .. £5.19.6 P.P. 4/6
B.S.R. UA16 .. £6.17.6 P.P. 4/6

SINGLE PLAYERS
E.S.R. auto stop/start .. £5.10.0 P.P. 4/6
E.M.I. Junior .. £3.7.6 P.P. 3/6

TRANSCRIPTION UNITS Stereo/Mono
Garrard 4HF .. £16.10.0 P.P. 5/6
Philips AG1016 .. £12.5.0 P.P. 5/6

BARGAIN
B.S.R. Autochange UA12 Stereo/Mono .. £7.10.0 P.P. 4/6

Replacement sapphire stylus available from 5/3.
Replacement Xials from 15/-; Stereo from 31/6.

BARGAIN SINGLE PLAYER KIT 200/250 v. A.C. (no cabinet)

£5.15.0

Post 5/-

With 2-stage Amplifier; 3-watt; 2 valves, UCL85, UY85. High flux 5in. speaker; 4-speed E.M.I. Turntable, 16, 33, 45, 78 r.p.m.; Crystal Pick-up for LP/STD. Records, 7in., 10in., 12in.; Cut out mounting board 12 1/2 x 9 1/2in.

ARDENTE TRANSISTOR TRANSFORMERS

D3035, 7.5 Ct1 Push Pull to 3 ohms for OC72, 9/6
D3036, 1.75-1 Ct1 Push Pull Driver for OC72, 9/6
D3058, 11.5:1 Output to 3 ohms for OC72, etc., 9/6
D187, 18.2:1 Output to 3 ohms for OC72, etc., 12/-
D239, 4.5:1 Driver, 4in. x 4in. x 4in., 10/-
D240, 8.5:1 Driver, 4in. x 4in. x 4in., 10/-
ARDENTE TRANSISTOR VOLUME CONTROLS
VCL1545, 5K or 1M with switch dia., .9in., 5/3
DEAF AID EARPIECE, Kial or magnetic, 7/6
SUB-MIN. JACK and PLUG, 3/6 pair.
Panel mounting fuse-holders, 2/-
Fuses, 60 mA to 5 A., 6d.

MINIATURE PANEL METERS

Size 1 1/2in. sq. Precision jewelled bearings, 2% accuracy, silvered dials, black numerals and fine pointers, zero adjustment screw on front of meter. 0-1 mA, 27/6; 0-5 mA, 27/6; 0-300 V., 27/6; 0-500 Hz, 39/6; 0-500 Hz, 32/6. "M" Meter 35/-

COMPONENT SHOP SPECIALISTS

337 WHITEHORSE ROAD WEST CROYDON

Telephone: THO 1665

(Export welcome. Send remittance, and extra postage, no C.O.D.)

P.P. charge 1/-.

C.O.D. 2/- extra.

RADIO-AMATEUR GEAR
EDUCATIONAL KITS



TEST INSTRUMENTS
HI-FI EQUIPMENT

**With the clearly-written instruction manuals,
anyone can build any of these models—
Have the world's best equipment—and save money**



AMATEUR BANDS RECEIVER. Model RA-1. Covers all Amateur Bands from 160 to 10m. Special features incl. half lattice crystal filter, 8 valves, signal strength "S" meter, tuned R.F. amplifier stage £39.6.6

HI-FI F.M. TUNER. Tuning range 88-108 Mc/s. Tuning unit (FMT-4U) with 10.7 Mc/s. I.F. output (£2.15.0 inc. P.T.). I.F. Amp. (FMA-4U) complete with cabinet and valves, (£12.6.0). Total £15.1.0



5W HI-FI MONO AMPLIFIER

A low-priced amplifier based on the S-33. Printed circuit construction makes it easy to build £10.19.6

STEREO CONTROL UNIT. USC-1. Luxury model with inputs to suit any pick-up or tuner £19.10.0

MONO CONTROL UNIT. Model UMC-1. Ideal for use with MA-12 or similar amplifier. Send for specification £8.12.6

HI-FI EQUIPMENT CABINETS. Large range, in kit form or assembled and finished, available to meet various needs. Details on request from £6.19.6 to £29.8.0

Model MA-5.

6W DE LUXE AMPLIFIER. Model S-33H. An inexpensive Stereo-Mono amplifier, with high sensitivity. Suitable for Decca Deram cartridge £15.17.6

6 TRANSISTOR PORTABLE. Model UXR-1. Prealigned I.F. transformers. Printed circuit, 7 x 4in. high flux speaker. Real hide case. Very easy to build £12.11.0

SHORTWAVE TRANSISTOR PORTABLE. Model RSW-1 Two short bands, trawler and medium wave £19.17.6 (Inc. PT.)

HI-FI A.M./F.M. TUNER. Cover F.M. 88-108 Mc/s. A.M. 16-50, 200-550, 900-2,000 m. Tuning heart (£4.13.6 inc. P.T.) and I.F. Amp. (£20.13.0). Printed circuit board. Total £25.6.6



"MOHICAN" GENERAL COVERAGE RECEIVER. Model GC-1U. Fully Transistorised. Excellent portable or general purpose receiver for amateur or short wave listening. See full spec. leaflet. £39.17.6

NEW!
"OXFORD" LUXURY TRANSISTOR PORTABLE Model UXR-2. The ideal domestic, car, or personal portable receiver. 10 Semi-conductors. Send for full details. £14.18.0 (Inc. P.T.)



Assembled models also available; prices on request — Deferred terms available over £10. Free delivery U.K.

SEND FOR FREE BRITISH HEATHKIT CATALOGUE—OVER 50 MODELS TO CHOOSE FROM

AVAILABLE NOW!

GUITAR/PA AMPLIFIER. Model PA-1. 50 W. rms. 100 W. pk. output. For vocal and instrument groups, public address etc. 4 inputs, 2 loudspeakers. Send for full details ... £54.15.0



S-33

AVAILABLE SHORTLY!

COMMUNICATIONS TYPE RECEIVER Mod. RG-1. An excellent low cost receiver. Freq. cov.: 600 kc/s-1.5 Mc/s. 1.7 Mc/s-32 Mc/s. Send for details. £39.16.0.

PORTABLE SERVICE OSCILLOSCOPE. Model OS-1. Compact portable scope, ideal for servicing and general work. Printed circ. Case 7 1/2 x 4 1/2 x 12 1/2 in. long. Wt. only 10 1/2 lb. £19.19.0

5in. OSCILLOSCOPE. Model O-12U. Wide band amplifiers essential for TV servicing, F.M. alignment, etc. T/B covers 10 c/s-500 kc/s in 5 ranges £35.10.0

VALVE VOLTMETER. Model V7A. Measures up to 1,500 volts (D.C. and R.M.S.) and 4,000 pk. to pk. Res. 0.1Ω-1, 0.001MΩ £13.18.6

6W STEREO AMPLIFIER. Model S-33. 3 w/chl. Inputs for radio-tape-gram. Stereo/Mono. ganged controls. Sensitivity 200 mV. £13.7.6

MULTIMETER. Model MM-1U. Ranges: 0-1.5 v. to 1,500 v. A.C. and D.C. 150μG—15A D.C. 0.2Ω to 20MΩ 4 1/2 in. 50μA meter £12.10.0

R.F. SIGNAL GENERATOR. Model RF-1U. Up to 100 Mc/s fundamental, 200 Mc/s on harmonics. Up to 100 mV output all bands £12.15.6



DX-40U

250 AMERICAN HEATHKIT MODELS
Full details of direct Mail Order Scheme and catalogue can be obtained from us for 1/- post paid. (FREE to Service Departments.)

AMATEUR TRANSMITTER. Model DX-40U. Self-contained. 80-10 m. Power input 75 w. CW., 60 w. peak C.C. phone. Output 40 w. to aerial. Provision for V.F.O. £33.19.0

AMATEUR TRANSMITTER. Model DX-100U. Covers all amateur bands, 160-10 m. 150 w. D.C. input, self contained with power supply. Modulator, V.F.O. £74.19.0



DX-100U

DAYSTROM LTD.

Dept. P.W.12, GLOUCESTER, ENGLAND

A member of the Daystrom Group, manufacturers of the
WORLD'S LARGEST-SELLING ELECTRONIC KITS

Send me **FREE BRITISH CATALOGUE (Yes/No)**

Full details of model(s) _____

NAME _____

ADDRESS _____

PW12

Practical Wireless

Vol. XXXIX No. 682 DECEMBER, 1963

Editorial and Advertisement
Offices:

PRACTICAL WIRELESS

George Newnes Ltd., Tower House,
Southampton Street, W.C.2.

© George Newnes Ltd., 1963

Phone: Temple Bar 4363

Telegrams: Newnes, Rand, London,
Registered at the G.P.O. for trans-
mission by Canadian Magazine Post.

SUBSCRIPTION RATES

including postage for one year

To any part of the world £1.9.0

Contents

	Page
Editorial	705
Round the World of Wireless	706
Beginner's 10watt Transmitter	708
Transmitting Aerials	713
Making a Modern Record Player	714
Radioactivity in Rain	716
Soldering	722
A Recording Level Meter	728
A Neon Voltmeter	730
Crystal Controlled V.H.F./F.M. Tuner	732
Simple Resistance Measure- ments	737
The Progressive Portable	741
On Your Wavelength	746
Capacitor Tester	749
A Miniature Mains Receiver	753
A Sensitive Thermostat	761
Letters to the Editor	765
Trade News	769
Club News	770

The Editor will be pleased to consider articles of a practical nature. Such articles should be written on one side of the paper only, and should contain the name and address of the sender. Whilst the Editor does not hold himself responsible for manuscripts, every effort will be made to return them if a stamped and addressed envelope is enclosed. All correspondence intended for the Editor should be addressed: The Editor, PRACTICAL WIRELESS, George Newnes Ltd., Tower House, Southampton Street, London, W.C.2. Owing to the rapid progress in the designs of wireless apparatus and to our efforts to keep readers in touch with the latest developments, we give no warranty that apparatus described in our columns is not the subject of letters patent.

Copyright in all drawings, photographs and articles published in PRACTICAL WIRELESS is specifically reserved throughout the countries signatory to the Berne Convention and the U.S.A. Reproductions or imitations of any of these are therefore expressly forbidden. PRACTICAL WIRELESS incorporates "Amateur Wireless."

The Fascination of Short Waves

THIS month we have pleasure in presenting the second of our new series of blueprints. Continuing the theme of last month's beginner's short wave receiver and data chart, it features a versatile but simple short wave transmitter, suitable for the newly licensed amateur.

These two designs were selected because it was felt that, whatever fashions and trends come and go, interest in the short waves will always remain high and attract new followers.

The lure of short wave listening is as strong as ever, though it has changed in many ways throughout the years. One of its fascinations is the fact that something of interest is receivable at any hour of the day or night. Of the wide range of transmissions possible to pick up, even on simple equipment, for most newcomers the big attraction is the reception of broadcasting stations from all over the world.

A certain percentage of listeners, however, inevitably becomes drawn to the activity to be heard on the various wavebands allocated to amateur transmitters. And of those taking more than a casual or transient interest in these proceedings, a certain pattern of progress often emerges.

At first, the thrill of even receiving far distant amateur signals is sufficient, especially with the initial mystery of the amateur radio "language". But having become familiarised with the reporting codes, the "Q" abbreviations, etc., the keen newcomer gradually acquires the basic skills of short wave listening—what bands to use, when to listen, how to log certain parts of the world, etc. He also appreciates the principles and procedures of amateur operating and possibly starts to keep notes or a log book and to track down the "rarer" countries.

At this stage, some (though, unfortunately, far too few) enthusiasts decide to learn the morse code partly to conquer new frontiers and partly to give a considerably wider scope to their DX hunting.

A listener who has gone this far is almost certain to turn his mind to the possibility of getting on the air himself. Many listeners who cannot read morse think on these lines too. And it is here that the majority of enthusiasts are in need of guidance.

In this direction we cannot advocate too strongly the advantages of meeting other enthusiasts, particularly experienced amateurs, and the best way of doing this is to join the nearest local radio club. The prospective, and actual, licensed amateur will also derive much practical benefit from joining our National organisation, the Radio Society of Great Britain, without whom amateur radio facilities in this country would be less favourable than they are.

The short waves offer something for all tastes—listeners and transmitters and all variants thereof. One or both of our November and December blueprints, with their accompanying data, should appeal to most interests.

Our next issue dated January will be published on December 6th



**NEWS AT HOME
AND ABROAD**

London-Bristol Telephone Link

LONDON and Bristol are to be connected by a microwave radio link which will provide 960 new long-distance telephone circuits between the two cities. The G.P.O.'s new 600ft. tower will be the London terminal point where transmissions will originate or be received.

Standard Telephones and Cables Ltd. has been awarded the contract to provide the equipment for the link, which will operate in the 4,000Mc/s band and which will consist of one "working" and one "standby" radio channel, with immediate automatic changeover in case of fault.

Radio waves between Bristol and London will cover the distance in a series of "hops" between a number of towers being built along the route which will receive and retransmit the signals in turn.

Pacific Telephone Cable Progress

AT the time of going to press the Commonwealth telephone cable across the Pacific Ocean was less than 700 miles off being complete. All that remained at that point to be laid was a section south of Hawaii.

The cable-laying ship "Mercury", of Cable and Wireless Ltd., has the task of making the final part of the lay in the Central Pacific, which was to join the cable from a point 300 miles north of Hawaii, where H.M.T.S. "Monarch" had finished her part of the lay, to a point 700 miles south of Hawaii, to where the cable had been laid from Fiji.

APPROACH RADARS ORDERED FOR R.A.F.

PRECISION approach radars (PAR) made by Standard Telephones and Cables Ltd. are already used extensively at airports in the U.K. and several countries overseas, and now a further 12 of the new model SLA-3C equipments are to be supplied to the R.A.F.

These radars are especially designed to monitor the high-speed, low-angle approaches of small fighter aircraft and this latest equipment produces more consistent and reliable echoes than earlier models. The displays on two 17in. monitor screens indicate the aircraft's position, elevation and distance from the airfield.

On the airfield itself is sited the main radar head. This is remotely controlled from the airfield control tower and may be rotated so that a number of runway approaches can be covered.



An R.A.F. officer observing the display console of the SLA-3C approach radars

UNIQUE AUDIO SYSTEM FOR POWER STATION


THE installation of a comprehensive system of loudspeakers in the newly opened Rugeley power station introduces a technique of centralised control

from a main control room rather than the localised on-the-spot control of the turbo-alternators which has been the practice in earlier stations.

The new system has been installed by Standard Telephones and Cables Ltd. and includes about 200 reflex loudspeakers which are placed at key positions on the operating floor and which broadcast instructions to operating personnel from the control room. Staff can reply through a number of microphone units in the area; these are also connected to the loudspeaker network to enable other floor personnel to hear both instruction and-reply.

Considerable noise exists in the operating areas and so STC engineers used 12 15W amplifiers to feed the system. These amplifiers are housed in a special suite and provide 1,800W of audio amplification. Special microphones were also used where the high noise level would have made standard equipment unacceptable.

The 1800W audio amplifier suite in use at Rugeley power station :



U.K. SECTION OF IEEE FORMED

AS a result of the merger of the Institute of Radio Engineers (IRE) and the American Institute of Electrical Engineers (AIEE) to form the Institute of Electrical and Electronic Engineers the U.K. and Eire section of the IEEE has been duly established.

The IEEE is a "non-national" professional society of some 160,000 members organised in nine regions and with learned society activities designed to serve the expanding field of electrical and electronic engineering.

The U.K. section is part of the European region and its membership represents about half the total for that region. The section's aim is to achieve close co-operation with the IEEE, IRE and other professional bodies so that members of all these societies can benefit from the many hundreds of conferences and meetings which until now have remained practically exclusive to their own members. A more efficient exchange of matters relating to this field of engineering between the United States and the U.K. will also result from the section's activities.

The good relations enjoyed between the Institution of Electrical Engineers and both the AIEE and IRE has been extended to the IEEE, evidence of which is given in the provision made to the U.K. section by the IEEE of an official address and set of offices at the London headquarters of the IEEE.

TRANSMITTERS FOR ROYAL NAVY

COMMUNICATION transmitters, type NT204, made by the Marconi Company Ltd., have already seen considerable service with the Royal Navy and now under a new order from the Admiralty the company is supplying more equipments.

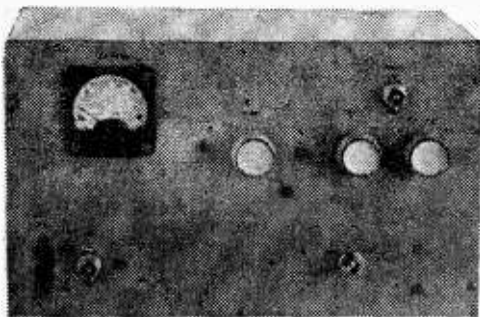
All the new equipment is for use on naval vessels, the compact design—made possible by the use of transistors and silicon rectifiers—making these 500W transmitters extremely suitable for shipboard operation.

INTERNATIONAL SYMPOSIUM

THE British Institution of Radio Engineers is arranging an International Symposium on "Cold Cathode Tubes and Their Applications" which will be held in Cambridge from March 17-19, 1964.

RADIO COMPASS FOR LAUNCH

FOR contestants in the offshore power-boat race, recently held off the South Coast between Cowes and Torquay, a fast and accurate method of position fixing was vitally important as small navigational errors could cause loss of valuable time. And so this year the racing launch "Tranmontana"—last year's winner of the event—had fitted a Marconi automatic radio compass (type AD722). This is the same type of equipment that is used in many high-speed aircraft and on this occasion the equipment made use of the marine and aeronautical beacons situated along the Channel coast for a constant check on the launch's position.



Beginner's 10watt TRANSMITTER

The circuit and wiring diagrams of this transmitter are illustrated on one side of the Blueprint given away free with this issue of 'Practical Wireless'

BY D. GIBSON (G3JDG)

EVERY year more and more people are becoming licensed to use transmitting equipment on the amateur bands. The number in England to date is around the 10,000 mark and is likely to go on increasing each year.

Unfortunately as the number of "hams" increases, the size or width of the bands on which transmission is permitted remains the same; indeed in some cases it has actually been reduced. This has inevitably led to very crowded bands with the grim outlook that they will become even more crowded as more licences are issued.

Back in the very early pioneering days the stability of a transmitter and the bandwidth of the receiver did not assume such paramount importance. If a c.w. note varied up or down even as much as a kc/s or so it did little harm since there was ample bandspace available and fewer stations, plus the wide bandwidth at the receiving end.

Nowadays the picture is very different. Frequency stability is imperative and often the only place to transmit may be a tiny gap between two other signals. Any drift at the transmitter will result in interference to one of the signals on either side, plus the fact that at the receiving end the receiver now has to sort out two signals—and has to retune each time the drift is evident.

A novice having just acquired his "ticket" is immediately faced with the problem of equipment. The receiver is often a commercial product but the transmitter is usually a home-built unit. Good designs for a suitable receiver have appeared from time to time in PRACTICAL WIRELESS as have circuits for transmitters. Unfortunately there appears to be so many different circuits with such widely differing values, etc., that the beginner, after reading many of them, becomes confused as to which design to build. Should there be a buffer stage, v.f.o. or crystal control? What type of

output circuit and why for the same valve? Does one designer specify a certain resistor as 33k Ω while another has the value at 22k Ω ? All these questions arise and tend to confuse and cloud the issue.

The present circuit is a compromise (wha circuits aren't?). It has its limitations but it has been designed so that the beginner may get the greatest value for cash outlay. First it is simple so simple one might say foolproof.

A large multiband rig usually has a v.f.c control to adjust, after which the anode current may be checked. Next the meter has to be switched to read grid current of the power amplifier and the grid tank circuit tuned up. The drive control would then be adjusted (usually variable resistor in the screen supply of the drive valve), after which the meter is switched once more to read p.a. anode current, and the p.a. resonator.—not to mention the bandswitch or switches.

By contrast the circuit shown in Fig. 1 on the blueprint has only one meter, which is not switched at all, and two tuning controls for us in conjunction with the meter. The third knob merely selects the desired band and once set requires no further adjustment.

The transmitter will work on four amateur bands:—1.8—2.0, 3.5—3.8, 7—7.1 and 14—14.35Mc/s with only two crystals if desired. I also has the advantage that a v.f.o. may be constructed later and plugged into the crystal socket and/or the unit may be used as a drive for a higher power p.a. stage perhaps containing valves like the 807 or the newer 6146. It also has the advantage in that it is completely self contained with its own power supply unit and would, of course, serve as a very useful standby transmitter.

It might be as well to discuss the design and choice of circuit before moving on to the actual constructional side. This will enable the newcomer to appreciate some of the problems of selecting a suitable circuit.

DESIGN CONSIDERATIONS

Fig. 7 depicts some of the possibilities for a small transmitter suitable for the l.f. bands. The combination of Fig. 7(a) shows a variable frequency oscillator with its own power supply unit. The v.f.o. is coupled directly to the aerial, which is undesirable since the v.f.o. should (for good stability) work into a constant load. The aerial does not prevent an unvarying load; it will vary with frequency and slight movements in the wind will be reflected back to the frequency determining circuits. Any harmonics generated by the v.f.o. will be taken directly to the aerial and this again is not a good practice.

Fig. 7(b) is identical to Fig. 7(a) except that the frequency is now controlled by a quartz crystal. Many might think that this is the answer, for if the crystal provides stability and will oscillate at only one frequency the varying load argument no longer exists, and this arrangement should be an ideal and very simple transmitter.

Unfortunately this is not true and the frequency stability of a crystal can vary—temperature is one factor. Where frequency stability is vital the crystal is kept in a crystal oven to ensure that the temperature is constant. Also, high output and stability do not go together. The aerial coupling might well prove tricky and there would probably be a tendency for the note to vary as it was keyed or, put another way, the note would chirp.

Ideally Fig. 7(c) would seem to fit our requirements. It has a crystal oscillator for stability, run at a low level, followed by a p.a. stage which fulfils two important functions—it amplifies the signal and its grid presents a more constant load to the c.o., effectively isolating it from the antenna.

C.O. Circuits

Having decided upon the basic structure the immediate problem was the design of a suitable c.o. and the first circuit considered is shown in Fig. 8(a). This is one of the simplest circuits for a crystal oscillator but turned out to be inadequate for present requirements. The anode voltage must be kept very low, otherwise there is a great danger that the crystal will heat and fracture. With low anode voltage there was sufficient drive from the fundamental frequency but insufficient output on harmonics. Since the second harmonic would be the only one required it would be possible to place a tuned circuit in the anode as in Fig. 8(b), but this would have meant the complication of two resonant circuits, one for 3.5Mc/s and one for

14Mc/s, plus switching, and although this arrangement is quite feasible it does present extra switching complications and was rejected for that reason.

Since the triode failed to produce the necessary output and as resonant anode circuits were decided against, the obvious choice was to use a tetrode or pentode and this arrangement is shown in Fig. 8(c). This circuit differs from the previous ones in several ways. First the crystal is now between grid and earth. The oscillatory circuit is set up between grid and cathode. Crystal excitation can be controlled by the values of C1 and C2, which form a capacity tap. If C1 is variable it can be adjusted for each crystal; however, it is possible to arrive at compromise values for C1 and C2 and so avoid the use of another variable.

The output is taken from the anode circuit and is electron coupled to the grid circuit via the inter-electrode capacitances of the valve. The screen is at earth potential as far as radio frequency is concerned, due to the low impedance path offered

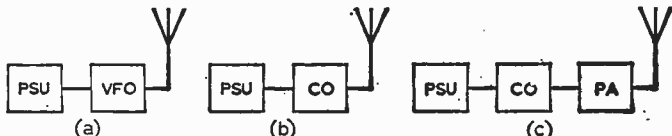


Fig. 7: Three possible arrangements for a low power transmitter.

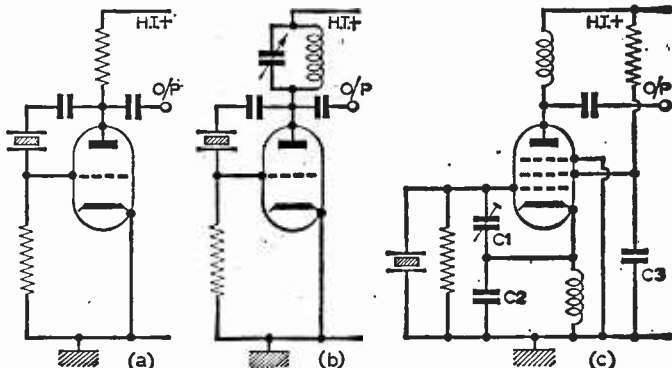


Fig. 8: Crystal oscillator circuits.

by C3. Greater output is available from this circuit, due to the higher gain of the pentode, together with higher anode voltages permissible, the screen being held at a lower potential. This arrangement proved to be satisfactory and a reasonable output was obtained on both fundamental and second harmonic.

P.A. Arrangement

P.A. (power amplifier) stages can assume a wide variety of forms but the two factors most varied are (a) the means of obtaining bias and (b) the tank (anode) circuit.

Fig. 9(a) shows battery bias and a conventional parallel tuned circuit anode load. Both these methods were decided against. Battery bias required an odd battery floating about and is seldom used these days anyway. The type of anode load shown has the disadvantage that both

sides of the variable capacitor are at h.t. and this would involve constructional difficulties.

It would be possible to earth the anode tuning capacitor by the arrangement shown in Fig. 9(b) and this is a favourite with many constructors. However, if one adopts Fig. 9(b) there still remains the problem of feeding the aerial. Link coupling is fine but remember this is a multiband transmitter and what is right for 1.8Mc/s will be no good for 14Mc/s. The link turns will need to be varied and, probably, so will the position of the link up and down the coil. This link coupling problem also applies to Fig. 9(a).

A method of avoiding these difficulties is shown in Fig. 9(c). Here the aerial is tapped up and down the coil and a very precise match may be obtained in this way, L1 acting as a form of auto-transformer. However, any unwanted harmonics present in the anode will be fed directly to the aerial and there will be harmonics present. (Didn't we use a pentode c.o. in preference to a triode for the express purpose of greater harmonic output?)

Also, with a coil of some 40 turns there will be a great number of tapping points to ensure correct matching on four bands and a rather unwieldy switch needed for S1.

The final arrangement arrived at is shown in Fig. 9(d). It has a mixture of cathode bias and bias derived from grid drive. When drive is applied a voltage will be set up across R1, automatically biasing the grid. This type of bias also tends to be self-adjusting—the greater the drive the greater the bias.

Since R1 does all this why do we also need cathode bias? R2 is included as a safety bias because in the absence of drive (i.e. when the key is up) there will be no bias on the p.a. valve and its anode current, with no bias to limit it, would immediately soar to such a value that the valve would enjoy a short life, although a bright one. R2 limits the anode current to a safe value. The value of R2 is calculated so that with no drive the p.a. is in Class A and, with the key down, in Class C.

Aerial Matching

The output circuit is the familiar "Pi" coupler; it has two variables and is easy to tune. It saves a coil with many taps and at the same time will match a number of different aerials, although it is happiest feeding a low Z in the region of 80Ω. By fortunate coincidence this is just about the impedance of a centre-fed dipole.

One of the assets of a "Pi" tank is that it helps in the reduction of interference due to harmonics and is said to afford four times the protection than would be given with 9(a) and 9(b). This does not mean that if a "Pi" tank is used no harmonics will get through to the aerial, but it is a step in the right direction.

Choice of valves will depend largely on the output required. The transmitter was to be low power—not more than 15W, bearing in mind that for one of the bands (1.8–20Mc/s) only 10W is permitted anyway. The Brimar 5763 is a valve intended for r.f. use and has a maximum output of just 15W, so that running it around 10W allows it to "cruise along" comfortably.

For those who may consider that QRP (low power) doesn't stand much chance these days, especially competing with 100W stations, it is interesting to note that GW3AHN has worked some 300 different countries using only 25W. The difference between 25W and 15W at the receiving end is infinitesimal.

FINAL DESIGN

The final circuit is that of Fig. 1 on the blueprint. It consists of a pentode crystal oscillator, followed by a beam tetrode power amplifier. The output circuit is the familiar "Pi" coupler and values are so chosen that it will resonate on any one of the four bands—1.8Mc/s–14Mc/s. On the two lower bands (1.8Mc/s and 3.5Mc/s) extra capacitance is switched in via the bandswitch S1. The same switch also selects the correct value of inductance for the band required.

The Power Amplifier

A safety bias resistor of 150Ω is situated in the cathode lead of the p.a. in order to limit the anode current during no-drive periods and this resistor is bypassed to earth by C7. This combination gives approximately 7V bias, which is sufficient to limit the valve current to a safe value and corresponds to the optimum value (7.25V) for Class A operation.

The screen resistor R6 is merely to lower the h.t. voltage to 250V, which is the maximum voltage recommended by the valve makers. C8 is the normal screen bypass capacitor. The anode is fed via the meter and L3. The choke ensures that r.f. is kept out of the h.t. line and also out of the

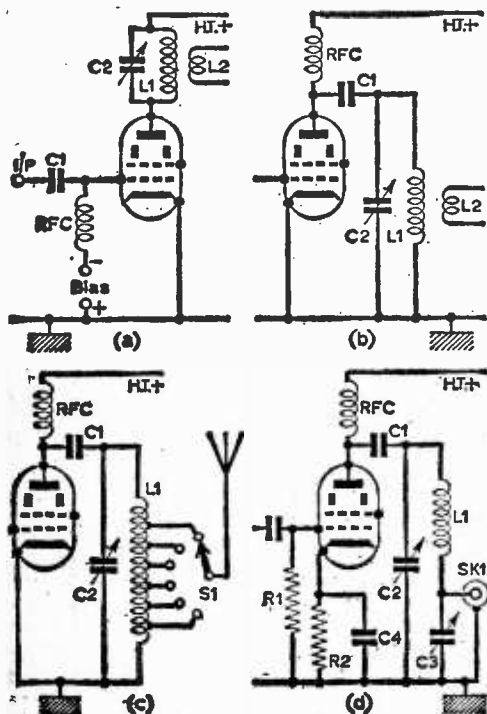


Fig. 9: Various power amplifier stages.

meter. To further assist this the meter and L3 are decoupled to earth via C6.

C9 is a blocking capacitor to isolate VC1, VC2 and the coil L4 from the h.t. and to prevent the aerial being connected directly via L3 and L4 to h.t., a habit frowned on (particularly by the GPO) for reasons of safety.

The value of the grid resistor is chosen to provide around $-60V$ bias under key down (i.e., drive applied) conditions. The correct value would really be slightly lower than would at first appear correct since some $7V$ bias is constantly applied through the action of the cathode resistor. However, in this instance the preferred value of $22k\Omega$ was tried and proved satisfactory in every way.

C4 blocks the h.t. from the grid of V2 and also "passes" the r.f. signal on to its grid. It should be a good quality component since a capacitor which is not reliable in this position can cause a wealth of grief at a later date.

The Oscillator

The r.f. choke anode load L2 in the anode of V1 again assists in preventing r.f. from getting into the h.t. line and is supported in this application by C3. The screen of V1 is fed via a potential divider formed by R2 and R3, the latter being decoupled to earth by C5. The value of R2 is chosen so as to keep the screen voltage down to a safe value and the potential divider arrangement helps to keep the screen volts a little more constant since current through the valve will vary greatly when the stage is keyed.

The regulation would be far superior if R3 had been of a lower value but the network would then draw far more current, requiring the use of high wattage resistors.

The oscillatory circuit proper is formed between grid and cathode of V1. The crystal X1 fixes the frequency with C1 and C2 forming a capacity tap across it. The $68k\Omega$ resistor R1 is used to provide the means of developing sufficient bias and the r.f. choke L1 allows a d.c. return for the cathode while still allowing it to take up the correct r.f. potential from the tap formed by C1 and C2.

R.F. Choke

It is very desirable that the three r.f. chokes be dissimilar. As will be appreciated, an r.f. choke is really a coil and possesses a certain inductance. Similar r.f. chokes will have similar inductance. This inductance, together with stray capacitance, which is always present, forms a tuned circuit which will be resonant at a particular frequency.

It is now very clear that if chokes are similar there is a very good chance that they will resonate at the same frequency and one will have, in effect, a tuned-plate/tuned-grid oscillator giving rise to spurious effects—a most undesirable affair, particularly in a transmitter which is radiating a signal.

Keying

The place to key is always a debatable subject and a number of solutions to this problem are possible. The method shown is very common and is used in a great number of transmitters.

Many amateurs prefer to key in the cathode of the p.a., leaving the c.o. always running. This

usually means that greater currents are presented across the key contacts themselves, tending to give rise to key clicks.

It appeared that a lower power stage would be more suitable to key, although the possibility of chirp when keying a c.o. would have to be considered. However, the circuit as shown has proved very satisfactory.

Key Clicks

It may in some instances be necessary to place a small capacitor across the key lead if clicks become objectionable. If this is done the capacitor should be wired with the shortest possible leads directly across the contacts of the key itself. A value of $0.1\mu F$ is suggested as a starting point.

Construction

The first step in construction is, of course, to obtain a suitable chassis and case. The items used here are supplied complete with front panel by Messrs. H. L. Smith (see components list), the front panel and case being already sprayed in a hammer finish.

The dimensions shown in Figs. 10 and 11 are for the particular components used in the original model and may vary slightly if other items are substituted. For instance, it may be that a 10H choke is either to hand or more easily obtainable than the 15H shown. Also, of course, different makes of 10H or 15H chokes may have the holes in the mounting lugs spaced differently and this should be borne in mind when drilling the chassis.

The safest practice is to collect all the components first before starting work with the drill. These can then be placed on the chassis in their appropriate positions and the desired places for the mounting holes can be marked exactly, thus eliminating any guesswork. Care should be exercised when mounting the valveholders to ensure that they are orientated in the correct positions.

The holders of V1 and V2 are so aligned as to provide the shortest possible lead between the anode of V1 and the grid of V2. The small shield between the c.o. and the p.a. stage may not be necessary. However, it is always a good plan to ensure no interaction between oscillator and amplifier as any feedback between the two stages would be disastrous.

The screen was made in approximately two minutes from a piece of tinfoil cut with a pair of the XYL's scissors. Aluminium would doubtless be considered better and some may point out that where tinfoil and chassis meet there will be a junction of dissimilar metals which may provide a thermo effect. However, no deleterious effects have been noted to date but those who have some aluminium to hand may prefer to use that metal. The tinfoil is very cheap and can be obtained from most good ironmongers.

Front Panel

The front panel is quite straightforward so far as construction and metalwork are concerned and readers are referred to Fig. 10. It is perhaps a little unusual to use a coaxial socket for the key instead of the more common jack plug and socket combination; however, with the coaxial plug

method it does mean that the key lead is shielded all the way from the key right into the rig itself. Also it's not a very brilliant practice to carefully shield and screen a transmitter only to radiate spurious signals from a key lead. The coaxial cable also affords a measure of protection from outside influences on the oscillatory circuit via the key lead itself. For those who would be happier with a jack plug and socket these may be substituted but the use of screen lead is strongly advised.

The crystal socket is a double one to take 10X and 10XJ types, both of which are obtainable on

the capacitors forming the capacity tap (C1 and C2) are less than $\frac{1}{4}$ in. long! The components forming the grid circuit are kept well away from those of the anode circuit and the heater wiring is in twisted flex, the pin 4 of each valve being earthed at the valve base.

If these few commonsense rules are observed very little difficulty should be experienced.

Note that the position of the c.o. valveholder and key socket SK1 are positioned to practically eliminate any leads to L1, while L2 has a longer lead from the valve pin to allow it to be kept as far as possible from the L1. It is shielded from L3 by the tinfoil screen and L3 is at right-angles to it, so no trouble should be experienced on this side.

The mains wiring to the on/off switch is twisted and tucked round the edge of the chassis purposely to keep it away from all other wiring.

Choice of Crystals

A point to remember as regards choice of frequency on which to operate is that in general most bands are roughly divided into phone and c.w. portions. The tendency is for c.w. stations to use the l.f. portion and users of phone to occupy the h.f. portion. This

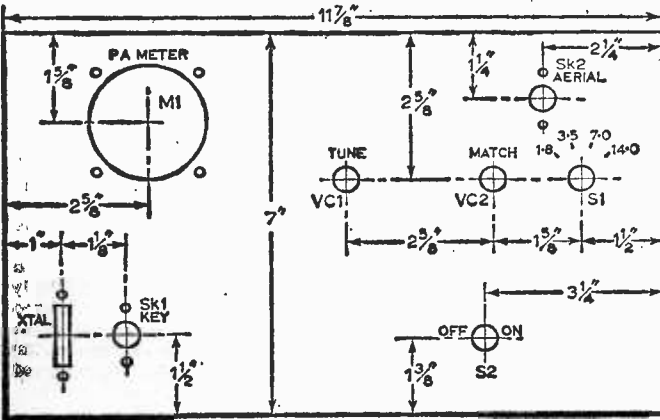


Fig. 10: Details of the front panel.

the surplus market. It is, of course, possible to put all the crystals inside the case and put a rotary switch on the front panel, thereby perhaps affording a more neat and compact layout.

It should be remembered, however, that miniature valves run very hot and it was decided to use the plug-in method in order to keep crystals out of the case and out of any temperature change that must inevitably occur. This also facilitates the rapid exchange of crystals.

Although designed to work on fundamentals it is permissible to use only two crystals and still enjoy operation on four bands, V2 being made to act as a frequency doubler on 3.5 and 14Mc/s at slightly less efficiency.

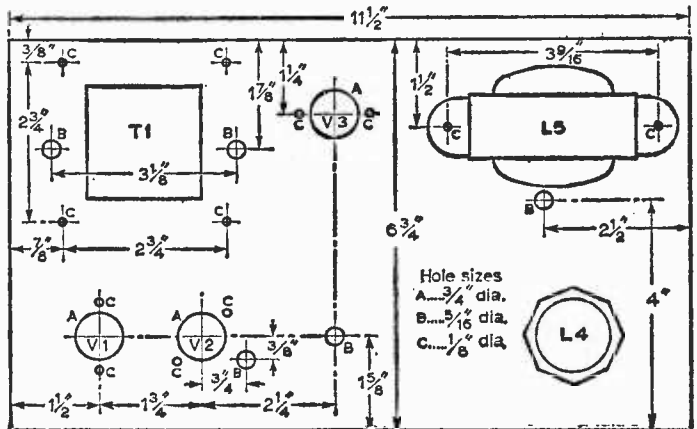


Fig. 11: The layout of the chassis.

Wiring Up

The wiring up of a transmitter requires care if satisfactory results are to be obtained. All leads, particularly around the valve bases, should be as short and direct as possible. Pretty wiring with neat little bends and odd leads across to a tag-board are all very well but in a circuit which is to generate a stable signal it is only inviting trouble.

Note that no tagboards have been used at all and that all connections have been made right up to the valve pins themselves. The "leads" to

should be borne in mind when selecting a crystal and is especially important if frequency doubling is envisaged.

Tuning Up

Insert crystal, set S1 to appropriate band and depress the key. With a 240V 15W bulb connected to SK2 set VC2 to approximately mid position. Tune VC1 for a minimum dip—i.e., lowest reading on M1. The 15W bulb should now glow, indicating r.f. Rotate VC2 to bring the meter reading up to the desired input. The bulb should now

—continued on page 736

transmitting aerials

by G3JDG

Figure numbers referred to in this article relate to illustrations given on the reverse side of the Blueprint.

THE problem of a suitable aerial is one which confronts every amateur transmitting and receiving station. Unfortunately a well designed aerial which gives very satisfactory performance at one location often fails to duplicate the results when erected at another. This is most puzzling to some, since the exact dimensions are precisely the same in both cases.

It should be remembered that many things affect the performance of an aerial. Proximity to other objects is one example, especially if the objects are earthed or are metal (such as telephone wires, guttering etc). Height above ground is another factor which can affect performance, and even the nature of the soil itself can be a determining factor.

Half-wave Dipole

The "basic" aerial can be considered as shown in Fig. 1 on the blueprint, and will be recognised by many as the conventional half-wave dipole. "Basic" because the performance and radiation patterns of nearly all antennas are given "with reference to" the dipole, and because the half-wave dipole has been with amateur radio since its pioneering days.

It has distinct advantages over its rivals and is well worthy of consideration. It bears the merit of simplicity. No stubs to tune, no complicated matching devices, and no tricky tuning procedures.

Construction? Take a piece of wire half a wavelength long at the transmitting frequency, cut it in half and connect a length of ordinary co-ax cable, and hoist it up as high as is practicable. All relevant data needed is given in Fig. 2.

It will be immediately obvious that very few people will have sufficient space to erect a dipole for 1.8Mc/s and many others will not even be able to manage one for 3.5Mc/s. However the 7Mc/s length will fit most gardens and the length of 14Mc/s will enable even the smallest space to be utilised.

It is permissible to tilt the aerial or bend it and so save further space. The polar diagram will not remain the same but this is not such a criterion

where space is a vital factor. Fig. 3 on the blueprint gives two ideas along these lines.

Polar Diagrams

A polar diagram is a pictorial representation of the radiation characteristics of an aerial. This merely means that if r.f. is being fed into an aerial the polar diagram will tell us in which direction it is being radiated. If the system radiates more in one direction than another it is said to be directional.

The polar diagram of a dipole is approximately that shown in Fig. 4. The line AB represents the aerial looking directly down from above. This polar diagram tells us that with this particular antenna there will be maximum radiation at right angles to the wire and minimum off the ends. Thus if it is desired to work certain countries in a particular direction, the aerial should be erected bearing this in mind.

The dipole has one great disadvantage: it will only function well on the band for which it is cut. There is one exception to this rule and that is the 7Mc/s dipole, which will also work quite well on 21Mc/s.

Against this disadvantage are the facts that it is easy to feed and it is "selective", as it will only work on one band and is in effect another tuned circuit. This extra selectivity is a decided asset as far as T.V.I. (interference with television reception) is concerned and also aids in reception on crowded bands.

Pi-coupler

The Pi-coupler is famous for its ability to match various loads successfully. However it is usually designed to feed into a low impedance and the output or loading capacitor is rated accordingly. One way to ensure a low impedance is to select a single length of wire a quarter-wave long. Non-mathematicians refer immediately to Fig. 5 on the blueprint.

Single Wire

As will be seen, the space requirements are much less than for the dipole, and for a limited space this type of aerial may prove the answer. Note that the length is measured right from the transmitter output terminal to the far end. Often a random length somewhere between the dimensions given will load up satisfactorily. If difficulty is experienced in loading such a wire it will often suffice to lengthen or shorten it by a few feet.

Vertical Aerial


No examination of aerials would be complete without mention of the vertical type. This has distinct advantages over the others and is favoured by many Dx. enthusiasts.

Its first advantage is that it is **omni-directional** and a glance at the polar diagram in Fig. 6 will show that it radiates (and receives) equally well in all directions. Again the view of the aerial is from directly overhead.

Its second advantage is the one that makes it so attractive to amateurs: it radiates a great deal of the energy at low angles, which is an extremely desirable factor in Dx. work. It is possible to construct a multi-band vertical which will give a good

—continued on page 731

MAKING A MODERN RECORD PLAYER



NOW that ECL86 valves are easily obtainable it is possible to construct a useful portable record player for a reasonable sum. The ECL86 is a modern noval-based triode-pentode valve, the triode portion having an amplification factor of 100. The output pentode will deliver up to 4W of audio with an input of only 3·2V r.m.s. and because this is more than adequate for the use required, some losses due to tone control insertion can be afforded.

Record players are always in demand especially by the younger members of families and a well-built, safely constructed version makes an excellent gift and is usually well received if the case is of handsome appearance. Various portable cases are available to readers from time to time via advertisers' announcements—as are complete kits—but before making a final decision to purchase it is wise to consider exactly what is being offered.

One of the first things to be decided is whether the proposed record player is to incorporate a single-play or autochange unit and although the former kind does allow cheaper results the latter type is generally preferable as up to ten records can often be loaded, on at the start and so save the user the wearisome job of putting each one on separately. Modern autochangers are not over-complicated and do handle discs less clumsily than some ham-fisted humans!

MAINS TRANSFORMERS

It will be discovered that a great many "kit" types employ the a.c./d.c. principle, no mains isolating transformer being fitted. This principle has always been frowned upon by this journal and rightly so, for danger to life can result unless great care is taken. Of course, deletion of the mains transformer saves space and weight but the financial saving is not so great as might at first be

supposed, since from a constructor's angle the high capacitance and voltage capacitors required in transformerless versions are not inexpensive. At the present time a half wave "converter" type mains transformer capable of supplying up to 45mA can be purchased for less than fifteen shillings.

A SUITABLE AMPLIFIER

Details of an excellent little amplifier for use with a portable record player are shown in Fig. 1 where two valves are used, one as a rectifier and the other as a 2-stage audio amplifier. Use of an indirectly heated valve instead of a metal rectifier is preferred because with the valve full h.t. is "delayed" (due to warm up time) and is not applied immediately to the amplifier proper.

At switch-on h.t. builds up steadily due to the rectifier action at pin 3 of V2. The h.t. is applied direct to V1 anode via the output transformer

by A. Sydenham

primary winding, whilst h.t. is applied to the remainder of the circuit via R4. The reservoir capacitor C6B and the smoothing capacitor C6A, are large enough to ensure silent running and there is no hum. These arrangements for h.t. supplies allow maximum output and at the same time permit use of a low wattage resistor for R4.

The fuse shown connected in the "earthy" lead of the mains transformer secondary winding is not absolutely essential and in any case may consist quite simply of a small 0·15A torch bulb.

The output circuit is quite conventional and fitment of the volume control VR2 in its grid circuit has been found most satisfactory.

TOPE CONTROL

Extensive tone controls and negative feedback circuits are rather superfluous in the type of construction under review, for the necessarily small loudspeaker housed in restricted surroundings sets a limit to bass response. A simple control of tone is all that is required and is best fitted at the input where amplitudes are comparatively low.

In Fig. 1 a portion of the output from V1A developed across VR2 is re-introduced to V1A grid via frequency conscious C1, and the response is varied as VR1 is operated. An alternative bass cut/boost arrangement is shown inset in the diagram and both have proved quite satisfactory in practice, either being a considerable improvement over the frequently encountered "top cut" devices fitted to output transformers.

The value of R_{in} may be selected experimentally in conjunction with the type of crystal cartridge employed, but normally values in the range of 56k Ω -150k Ω will be suitable.

CONSTRUCTION

Detailed plans cannot be given because cases vary so widely. Usually these amplifiers are built

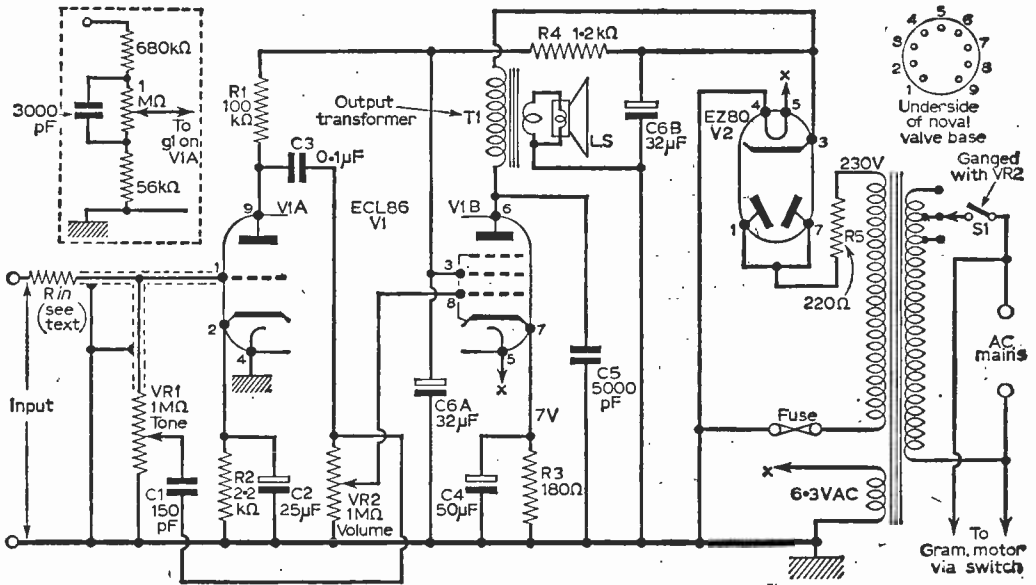


Fig. 1: Complete ECL86 record player amplifier.

on to the baffle board which carries the loudspeaker, and space is restricted.

A small rectangle of 18s.w.g. aluminium (say 8in x 5in.) is generally suitable as a chassis, it being bent about 1½in. from one end into an "L". Both valveholders can normally be fitted to the narrowest portion and the two controls on the other whilst the mains transformer, output transformer and C6 can be affixed on the baffle board in the most convenient position.

A certain amount of ingenuity is often required and it is important to consider the locations of leads carrying mains voltages. These leads must never be left "floating" from their connections but must be securely anchored.

WIRING

During wiring it is usually convenient to connect R4 directly between pins 3 of V1 and V2 together with the appropriate C6 section. Screened leads must be used at the input and a short length of thin coaxial cable connected from Rin and chassis to the tag strip found on the underside of the deck will be suitable. Screening must be connected to chassis at both ends. Supply leads from the deck motor are carefully connected to T2 and S1 as shown, assuming the motor to have its own on/off automatic switch. In this case leads for 230/250V a.c. working should be selected; any other leads should be tied off and insulated.

When the final setting up stage is reached the benefits of the mains isolating transformer will be appreciated, for it will be realized that no danger results from leaving control knob grub screws uncovered, etc.

A photograph of one amplifier constructed by the author is shown in the heading illustration. On

COMPONENTS LIST

Resistors:
 Rin see text R3 180Ω 1W
 R1 100kΩ ½W R4 1.2kΩ 1W
 R2 2.2kΩ ½W R5 220Ω 1W
 VR1 1MΩ potentiometer, linear (log. for inset circuit)
 VR2 1MΩ potentiometer, log. with switch

Capacitors:
 C1 150pF ceramic or mica
 C2 25μF electrolytic 6V
 C3 0.1μF paper 350V
 C4 50μF electrolytic 25V
 C5 5,000pF ceramic 500V
 C6 32 x 32μF electrolytic 350V
 (All electrolytics wire ended)

Valves:
 V1 ECL86 V2 EZ80

Transformers:
 T1 Output transformer: Primary 7000Ω;
 Secondary 3-75Ω or to suit loudspeaker
 T2 Mains transformer: Tapped Primary.
 Secondaries: 0-230V at 45mA, 6.3V at 1.5A (Osmabet)

Miscellaneous:
 Valveholders (2) Noval. Metal for chassis, etc.

this version the metal "chassis plate" required two bends because control knobs had to erupt from the carrying case at one side. When fitting any such chassis try and arrange for the valves to be operated upright.

If when a trial record is played the "top" response seems excessive, increase C5 in value; if overloading occurs at high volume settings increase the value of Rin. Should hum occur suspect the triode input circuit and leads to VR2.

RADIOACTIVITY IN RAIN

A description of experiments carried out using Geiger counter equipment previously published in P.W.

By M. L. Michaelis

IN the past years this magazine has published a number of articles dealing with Geiger-counters, to introduce our electronically-minded readers to this fascinating and topical field of "wireless experimenting" in the broadest sense. In particular, we published a simple digital counter with simple Geiger head in P.W. February-April 1962, and in more recent times we published a highly sensitive Geiger head for liquid samples (P.W. December 1962 and January 1963) followed by an advanced digital register for working with this unit (P.W. April-June 1963).

The articles just mentioned contained detailed information on some methods of preparing samples, and particularly on physical principles involved in these measurements and their methods of interpretation. In the meantime, detailed experience over a period of some two years has been obtained in operating the prototypes, and it is felt that a brief summary of the sources leading to successful signals with these units will be valuable to those readers who are working with equipment built to our designs in this field.

Much has been learnt by the authors in these directions since the units were originally built and published, and it is customary amongst the brotherhood of experimenters not to hide the information gained under a bushel! In passing, let it be said here that the designs as published have proved their reliability. All prototypes have been in extremely long periods of operation up to two years now, and the very few breakdowns experienced have been very trivial.

OBTAINING SIGNALS FOR THE SIMPLE GEIGER HEAD

This unit, as shown on page 1108 of the April, 1962 issue of this magazine, used the Mullard MX146 Geiger tube, or preferably the companion type of greater sensitivity with a mica window to admit the radiation.

Measurements are made with this tube by holding a solid or liquid sample, whose radioactivity (atomic radiation emission) is to be determined, as close as possible to the Geiger tube, or window thereof if present. A suitable container such as a test tube can be employed for this purpose.

A point discovered by the author only after some period of usage of this arrangement is that very much improved sensitivity is obtained if a small screw-capped p.v.c. bottle of about 10cc. capacity is used as container (such as used by doctors, or used for specimens in biological

experiments), and the sample contained in it is dry or nearly dry. An increase of effective sensitivity of up to 10 times was found compared to the use of liquid samples in test tubes, so that under some circumstances this arrangement gave signals, from samples on damp filter-papers in the p.v.c. bottles of comparable magnitudes to signals obtained with the inherently more sensitive liquid-sample Geiger tube of the "Advanced Geiger Head" (started P.W. December, 1962).

It has thus been found, surprisingly, that the two types of head we have published are not the competitors originally imagined, but in fact are complementary, and that it is quite useful to have both of them to hand if one is embarking upon these experiments as an amateur in any great way.

The simple Geiger head, with the p.v.c. sample bottle, is useful for solid samples—particularly those contained on filter papers. The advanced Geiger head is useful for all detailed studies of liquid samples, where superior sensitivity is obtained because these can be filled directly into the Geiger tube involved.

TYPICAL STUDY OF A RAINFALL

Bearing the above remarks in mind, and assuming both types of Geiger heads and associated digital counters have been built and are available as published, the following method of studying a typical rainfall has now been perfected and continually leads to most interesting results.


A small plastic bath tub of about two square feet area should be stood out in the open on the lawn or some other suitable position when rain is expected, and as soon as about a quart of water has been collected (which can be within half an hour or less if the rain is at all heavy), the rain water should be taken to the workshop and dealt with *quickly* as described below.

If necessary, experiments with weaker rainfall can be attempted from samples as small as a few spoonfuls. In fact, the radioactivity of initial or slow rainfall is often many times greater than that of heavy rainfall, so that the actual signals thus obtained may not be much less than with large samples!

FIRST IMMEDIATE MEASUREMENT

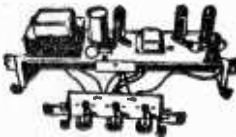
The first step of each routine examination of rainfall is to give the advanced Geiger head an *immediate* fill (some 8cc only needed), without any prior treatment, and set the Digital Register going

BRAND NEW AM/FM (V.H.F.) RADIOGRAM CHASSIS AT £13.13.0 (Carriage Paid)



A.C. ONLY. Chassis size 15 x 6½ x 5½in. high. New manufacture. Dial 14½ x 4in. in 2 colours, predominantly gold.
Pick-up Ext. Speaker, Ae. E., and Diode Sockets. Five push buttons—OFF, L.W., M.W., F.M. and Gram. Aligned and tested. O.P. Transformer. Tone Control. 1000-1900 M.: 200-500 M.: 88-98 Mc/s. Valves E230 rect.; ECH81, EP89, EABC80, EL84, EOC85. Negative feed-back circuit. Speaker and Cabinet to fit chassis (table model), 47/8 (post 5/).
10 x 6in. ELLIPTICAL SPEAKER 85/- to purchasers of this chassis.
TERMS: (Chassis) £3.10.0 down and 3 monthly payments of £2.4.0. Cheap Room Dipole for V.H.F. 12/6. Feeder 6d. per yard. Circuit diagram 2/6.
ALTERNATIVE DESIGN, L.W. 1000-2000 M.: 8.W. 17-30 M. (6-17 Mc/s): M.W. 200-500 M.: V.H.F. 87-100 Mc/s: Gram. position. Dial dark brown and gold. Otherwise similar to above chassis. Price £18.15.0 (carr. paid).
TERMS: £3.10.0 down and 6 monthly payments of £2.4.0.


PUSH-PULL AMPLIFIER £5.5.0 (6/- Carr.)



Brand new 200/240 A.C. mains. Bass, treble and vol. controls with valves E240, ROC88 and 2-EL84 giving full 2 w. Chassis 12 x 2½ x 2½in. With op. trans. for 2-3 ohm speaker. Front panel

(normally adhered to chassis) may be removed and used as "flying panel". Stereo volume 2 x 4 w., same price. Fixed panel. Tone & Vol. Controls.

TAPE RECORDER AMPLIFIER



Type TR8. Fully built, high gain, low noise, printed circuit. Attractive grey and gold front panel 13 x 1½in. Height 5½in. overall. Front to back 5½in. Vol. and on/off tone, Mike, radio and off speaker jacks. Valves magic eye, EOC83, ECL82, E230. Mains trans. Ready to bolt to E.S.R. Deck. Complete with switch water wired. Our Price ONLY £6.15.0 (6/- Packing and Carr.). Also available for Collaro Deck at 5/- extra

THE "REGENT" 6-TRANSISTOR AND DIODE PORTABLE

COMPLETE KIT FOR ONLY

£5.17.6 (post 5/-)



500mW push-pull output. Ferrite rod aerial. Car aerial socket and coil. M.W. and L.W. full coverage. Operates on two 4.5v. cells. Printed circuit board 8½ x 2½in. All holes drilled and component positions marked. Instructions 2/6 for 16p. (refunded on purchase of kit). Size 9 3/8 x 7 1/8 x 2 1/8in. P.M. high quality speaker. Attractive Ypair covered cabinet, two-tone. Two batteries 5/8 the pair (Ever Ready 126). Mullard transistors OC44, 2 x OC45, OC81D and 2 x OC91. Top grade Weymouth Radio coils and transformers. Alignment service if required 17/6 (inc. post). Write for list of prices. All parts supplied separately. Built in two hours.

6-TRANSISTOR PORTABLE—Fully Built



The "SCALA" for only £7.10.6, carr. paid. 8½ x 2 x 5½in. high. Choice of colours. Rexine. M.W. and L.W. Ferrite aerial. Battery 2/6 extra. Printed circuit. Nicely styled. A professional job. 3½in. speaker. Fully tunable M.W. and L.W. Superbet circuit.

100 mF. + 200 mF. ELECTROLYTIC. New 275 v. (350 v. surge). 4in. x 1½in. dia. 5/- each. (Post 1/).
ALL ITEMS ARE NEW AND FULLY BUILT UNLESS OTHERWISE STATED. TESTED BEFORE DESPATCH.
Terms Available on Items over £5. Send 6d. (stamps will do) for 20 page illustrated catalogue. Delivery by return. C.O.D. 2/- extra.
ALL ITEMS GUARANTEED 12 MONTHS VALVES 3 MONTHS

GLADSTONE RADIO
"SCALA", CAMP RD., FARNBOROUGH, Hants.
Farnborough 3871 CLOSED SATS.

"REALISTIC" 'SEVEN'

7 Transistor Superbet. 350 Milliwatt output 4-inch speaker. All components mounted on a single printed circuit board size 5½ x 5½in. in one complete assembly. Plastic cabinet, with carrying handle, size 7 x 10 x 3½in. External Socket for car aerial. Ferrite rod aerial. Price for the complete parcel including Transistors, Cabinet, Speaker, etc., and Full Construction Data: **£5.19.6**
P. & P. 4/6.




PP9 Battery 3/6. Data and instructions separately 2/6. Refunded if you purchase the parcel.

4 TRANSISTOR MINIATURE PUSH-PULL AUDIO AMPLIFIERS

PRINTED CIRCUIT. 6in. x 2in. x 1½in. over transformers. Output for 3-ohm speaker. Suitable for microphone, record player, guitar and radio input. 6-12 volt battery required. Frequency range 100 cps. to 25 Kcps. Push/pull output stage ended. Instruction sheet provided. Fully wired ready for use. Two types available. ½ watt output, 25/-, 1½ watts 41/-.
P. & P. 2/6.

THIS SUPERB SET FOR 29 (Carr. pd.)

6-transistor radio covered in sponge clean Duracour fabric, in latest two tone shades, M.W. and L.W. ferrite rod, provision for car aerial, 2-colour scale. With PP8 battery giving 800 hours use. Weighs under 4 lbs. With carrying handle. 12 x 7in. high x 4½in. at base tapering to 2in. at top. Brand new, fully guaranteed. 3 push buttons.



5 WATT AMPLIFIER

Our price ONLY 55/-, (post 5/-); a few hundred only; valves EP91 and EL84 with metal rectifier; 6 x 4 x 1½in. high (6in. over EL84). Mains trans. and op. with vol. and tone controls; on-off; co-ax input.

SPECIAL REDUCTIONS ON GRAMPHONE AMPLIFIERS

1½ watt type. Save 12/- . With 5in. speaker. Baffle 12½ x 6in. 200-240 v. A.C. ECL82 and Rectifier. Tone and Volume. On/off switch. Two knobs. Ready to play. Useful for Stereo. 45/-, post 5/-.
4 watt type. Save 20/- . Valves U785, U780 and UL84. 200-240 v. A.C. Covered baffle 13½ x 7½in. (6½in. speaker), 3 front controls; bass, treble, on-off/vol. 54/-, post 5/-.
2½ watt type. Save 80/- . 2½ watts. EOC85, ECL82 and E230. Controls volume, bass and treble. On/off switch. 200-240 v. A.C. O.P. trans. Size 12 x 3½ x 5½in. over valves. Suitable for microphone input and for Guitar 55/-, post 5/-.

STEREO CONVERTER UNIT



Converts existing Radiogram to play stereo records. Chassis 6½ x 2½ x 4in. overall height. Mains and O.P. trans., Metal Rect., ECL82 valve and all screws, panels, etc. Moulded front escutcheon, fully built, brand new, only extras needed, speaker and stereo cartridge. Full instruction leaflet. Limited quantity at 39/6. (5/6 P. & P.)

TOP QUALITY RECORDING TAPE (Guaranteed)

(1/- per tape, six or more post free).

4in. ..	600ft. ..	12/8	5½in. ..	1200ft. ..	17/6
5in. ..	600ft. ..	12/8	5½in. ..	1800ft. ..	35/-
3in. ..	900ft. ..	17/-	7in. ..	1200ft. ..	17/8
5in. ..	1200ft. ..	35/-	7in. ..	1800ft. ..	28/8
5½in. ..	850ft. ..	15/-	7in. ..	2400ft. ..	45/-

BATTERY ELIMINATOR

For 4 Low Consumption Valves (96 range) 90v. 15mA and 1.4v. 125mA, 45/- (4/- post). 200-230v. A.C. Also for 250mA, 1.4v. and 90v. 15mA at same price. Two separate units to replace existing batteries. 4 x 2½ x 2½in. and 3 x 2½ x 1½in.


AMPLION "Activette" for charging dry batteries. Mains operated 200-250v. A.C. Size 4½ x 2½ x 1½in. with output socket and plug for 45v., 69v. and 90v. H.T. with 1.5v. L.T. Price ONLY 27/6.

HEATER TRANSFORMER

Mains input giving 6.3v. 2 amp. Size 2½ x 2½ x 1½in. (2½in. over winding), 5/6 ea. Less 10% for 12, or 20% for 50. P. & P. 2/- for 1 to 6, post free more than six.



**SUB-MINIATURE
ELECTROLYTICS
FOR TRANSISTOR
CIRCUITS**



These capacitors are ideal for miniaturised transistor circuits such as in pocket radios. Each is available with wires at opposite ends for horizontal mounting ("H"), or at one end for vertical mounting ("V").


Connection wires are welded for low resistance contact and solder coated for ease of assembly. The standard length is 1 1/2" for the horizontal range, cropped to 3/8" for the vertical range.

The capacitors are in insulated seamless aluminium cases and sealed with a synthetic rubber bung.

Capacitance and Tolerance Standard tolerance is -20% + 100% of the rated capacitance.

Operating Temperature Range: -20°C to +60°C.

T.C.C. TYPE	CASE SIZE IN INCHES			MAXIMUM D.C. WKG. VOLTAGES AND CAPACITANCE (μF)					
	D	L	C	3V.	6V.	10V.	15V.	25V.	50V.
CE.8 ..	1/4	3/8	0.14	100	80	60	40	25	8
CE.9 ..	3/8	3/8	0.2	250	200	160	100	60	20



THE TELEGRAPH CONDENSER CO. LTD.
RADIO DIVISION • NORTH ACTON • LONDON • W.3 • Tel: ACO rn 0061

**THE
PEMBRIDGE
COLLEGE
OF ELECTRONICS
PROVIDES TRAINING
IN RADIO
AND TELEVISION**

ATTENDING COURSE

Full-time One-Year Course in Radio and Television. College course in basic principles for prospective servicing engineers.

Next course commences 2nd January, 1964. This course is recognised by the Radio Trades Examination Board (R.T.E.B.) for the Radio and Television Servicing Certificate examinations. Provides excellent practical experience on valve and transistor radio receivers and all well-known makes of television receivers.

To:

The Pembridge College of Electronics (Dept. P11)
34a, Hereford Road, London, W.2.

Please send, without obligation, details of the One-Year Course.

Name _____

Address _____

CMP 2

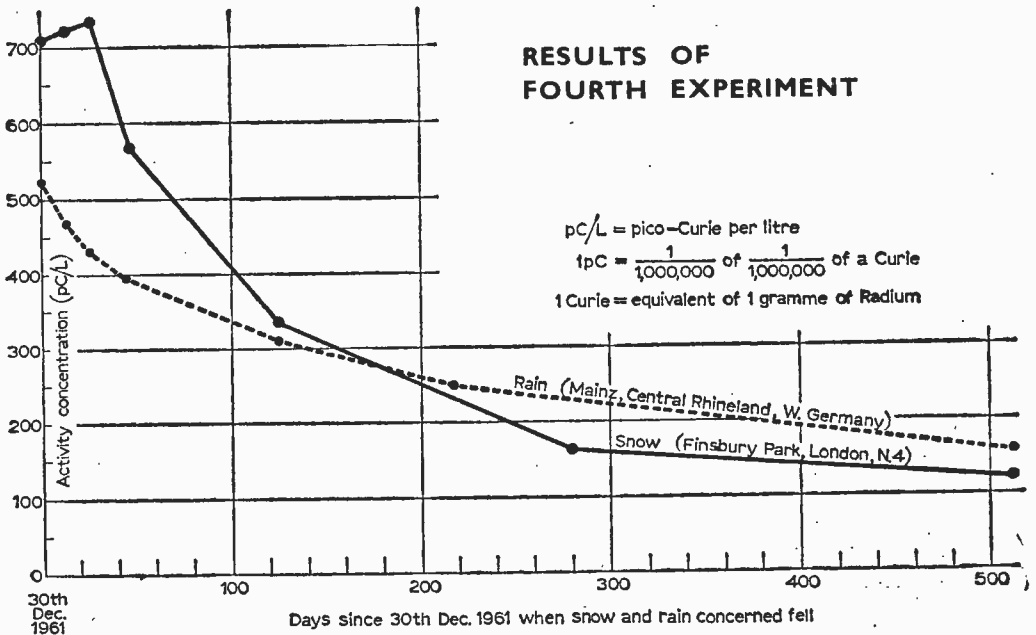


Fig. 1: Actual results for radioactivity and its decay with time, for a pair of typical rain and snow samples.

Both samples are from rain/snow which fell at the same time on the same day, 30th December, 1961, but at different places. The snow (full line) fell in Finsbury Park, London. The rain fell at the same time in Mainz, central Rhineland, W. Germany, and its behaviour is shown by the dotted line.

About a pint of each sample was filtered, and the clear liquid boiled down to give a concentration of about 60 times. The two lines in the graph thus show the result of what was termed "Fourth Experiment" in the text.

The concentrated samples were measured immediately after natural Radium-Product activity (see text) had decayed away, and again at various intervals over the next 500 days, as shown by the dots on the graph-lines.

It is important to notice that both samples behaved virtually identically once they were more than about 120 days old. At times earlier than this, they differed widely; the Continental rain showed less initial activity than the British snow. The slight rise of activity over the first month or so, shown by the London snow, illustrates an effect repeatedly found on numerous occasions where rain or snow contained considerable proportions of really fresh debris from recent explosions. Such debris has not had time to reach equilibrium between the many types of atoms involved in the radioactive mixture, and this is generally evidenced by such initial increases of activity before the true decay sets in. The Continental rain from 30th December, 1961, clearly contained little fresh debris, but about the same amount of older debris as the London snow—because both showed practically identical activity once they were a few hundred days old.

Provided one has the experiment running quickly enough after the rain has fallen, one generally obtains significant signals in all cases, sometimes even very large ones. What one is here measuring is the natural radium product activity washed out of the clouds and this can reach enormous intensities of up to 300 nanocurie per litre ("nano" is a thousandth part of a millionth of any unit, and one "Curie" is the radiation equivalent of a gramme of radium).

This is a natural phenomenon which has been present through all historical ages and has nothing to do with man-made devices. The surprising fact is that it can reach intensities of up to 100 times the levels of atomic bomb fallouts which, if prolonged, are considered dangerous! The great difference is the short life involved, which can be followed in this first experiment.

The most common behaviour is that the observed signal halves itself every 50 minutes for

two or three hours and then suddenly vanishes. Science does not yet know too much about these effects except their existence, so that useful pioneer work, as in the days of early transatlantic short-wave transmissions by keen amateurs, is here still possible in studying the behaviour of these natural radium signals at various locations and for various weather conditions.

As the radium traces involved originate from the rocks (not necessarily entirely locally, as winds have a great effect), the geology of the immediate and more distant surroundings has an important influence on them.

The advanced Geiger head gives a "background" count from cosmic radiation, etc., of some 40 counts per minute. This must be subtracted from the total registered: the remainder is the actual "signal" from whatever sample one is testing. The sensitivity of the advanced Geiger head is such that a concentration of some 3.5 nano-

curie per litre of fill-liquid gives one *signal-count* per minute.

As the natural radium-product signals can have initial amplitudes up to 300 nanocurie (though this is rare) per litre, *huge* counts can sometimes be observed when the untreated rain is filled into the head quickly enough—especially after summer thunderstorms which sometimes seem to enhance these effects. Normal values observed seem to lie between 30 and 60 nanocurie per litre, giving initial signals of 10 to 20 counts per minute, i.e. the total count is 50 to 60 per minute.

One should, after starting such an experiment as quickly as possible after the rain has fallen, read-off the digital counter on the register initially every 10 minutes and, after an hour, every 20 or 30 minutes.

The average counts per minute are then determined for each of these periods, the known background count subtracted, and the remaining signal counts per minute plotted on a graph against the "age" of the rainwater since it fell. Such a measurement should be carried out as long as anything still "happens", i.e. until the signal count per minute no longer reduces. This will take at least an hour, and may take up to five hours. Each graph should be marked with all details of weather, time of day and year, amount of rain, how long it did not rain previously, and any other factors one may notice and may think as possibly useful for a later attempt to study general trends shown in a large collection of such graphs from many rains over several years.

If the signal count does not fall back to the known background count at the end of this experiment, but stays put at some higher value, still present after many hours, then the remaining signal represents a very high contamination from atomic bombs and should be subtracted from all signals plotted on the graph for the natural radium-product studies.

Such atomic-bomb contaminations giving significant signals even in this first experiment on untreated rain are becoming more frequent, but are nevertheless no real cause for serious alarm. As already said, initial portions of slow rain tend to be more contaminated, very especially if much sulphurous industrial smoke is present, which seems to act as a "magnet" to debris from fresh atomic explosions. Under such conditions, atomic bomb debris signals larger than the huge natural radium-product signals have occasionally been noted with this apparatus, leading to remarkably high total counting rates exceeding 100 per minute at the start of this first experiment.

SECOND EXPERIMENT

Whilst the first experiment to determine the natural radium-product content is running, one can at the same time set about treating the main bulk of the collected rainwater. This should be filtered through an ordinary filter paper obtainable from a chemist. A small suction pump operating off the water-tap is here useful; a suitable set of apparatus is also obtainable at a chemist.

The filter paper should then be drained, rolled-up, and inserted into one of the 10cc p.v.c. bottles for standing in front of the simple Geiger head. The latter has a background count of some 20 to 25 pulses per minute, and the sensitivity in this present arrangement can be as high as one

signal count for only 0.4 nanocurie total activity collected on the filter paper. Thus very considerable amounts of the natural radium-product activity in the bulk of the water can here be registered, and it is an interesting study to note the relative proportions indicated on the two Geiger counters now running simultaneously.

Alternatively, the filter paper can be washed immediately in some 16cc of dilute nitric acid, and the clear liquid, which now contains the filtered-off natural radium activity (and other activity) in a state of concentration so many times greater as the original as the amount of nitric acid used was less than the original bulk of water, can be substituted into the advanced Geiger head.

As the original bulk of water is about a quart, and about 16cc of acid are used, a concentration factor of about 80 can be reached. The filter paper typically catches 25% of the total activity, as roughly 25% is generally lodged on the largest dust particles of the air, and so the final effective signal increase can be around 20 times. This means that, if the rain happened to contain good natural radium-product signals, this just described method of concentration can reach counting-rates of hundreds per minute with the advanced Geiger head, i.e., drive the digital register almost to the limit of its counting rate.

A detailed study of the decay of these signals, until they vanish after a few hours, is thus very easy. The counting rate is often so huge that the register can be read off every 5 minutes or less, giving a very accurate graph with closely-spaced points.

THIRD EXPERIMENT

When the huge natural radium signals have vanished after a few hours in the last experiment, the counting rate in the advanced Geiger head will generally remain some 10 to 50 per minute above the background, for weeks, months or years. This is that part of the atomic-bomb debris in the original rain which was attached to large dust particles of the air and was thus held-back on the filter and subsequently dissolved by acid.

The known sensitivity of the advanced Geiger head (some 3.5 nanocurie per litre of fill-liquid for one signal count per minute) should be divided by the effective concentration factor of the process and multiplied by the number of signal pulses observed per minute, to get the actual content per litre of original rain for this part of the debris.

FOURTH EXPERIMENT

The clear filtered rainwater after preparation for experiment number two above should now be concentrated by boiling and subsequent acidification, as described in the published article on the simple Geiger head and digital counter.

Measurements can then be made in the advanced Geiger head, and thus the portion of atomic bomb debris not attached to dust, i.e., which passed the filter paper, determined. It will often be found to be about equal to that attached to the dust and measured in experiment three; it is generally somewhat more, if anything.

It is interesting to keep the liquid samples from experiments three and four in small p.v.c. bottles, for repeated measurements after weeks, months or even years. The dust in the air seems to scavenge

preferentially new products from recent atomic explosions which are still decaying rapidly, so that after recent test explosions in the northern hemisphere one often finds that the dust portion noted in experiment three is much greater than, and decays more rapidly than, the dissolved portion measured in experiment four, for one and the same rainfall.

In general, of course, both portions decay the more rapidly the more recent the responsible atomic explosions. Intensities may halve in a month or two if explosions took place within the last three months, otherwise it may take a year or more before the signal-count of the samples halves

—continued on page 762

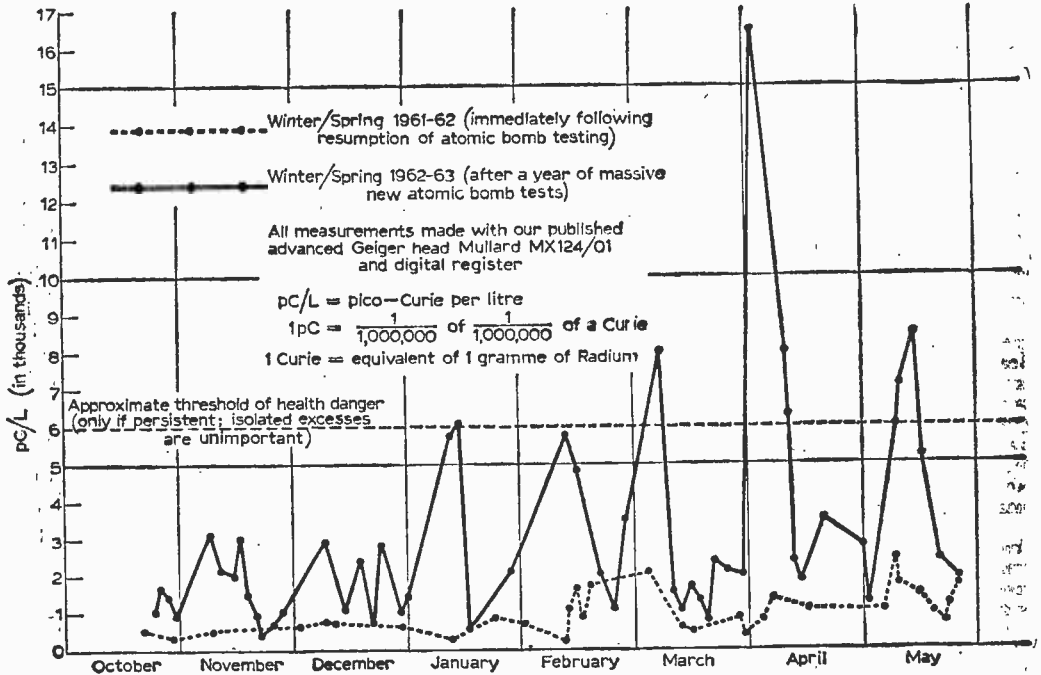


Fig. 2: Initial amounts of Atomic-bomb-fallout Radioactivity.

This graph shows very enlightening results obtained at Mainz, central Rhineland, W. Germany, where a station using equipment we have published has been operating for two years at this very typical Continental location.

Each dot represents rain or snow which fell at the named station and was examined. The date scale along the bottom of the graph shows the date of fall in each case. The vertical scale of the graph represents the initial atomic-bomb-radioactivity found in each case, according to the details of "Fourth Experiment" in the text, after having allowed a few hours to elapse since the rain/snow fell, to permit all Radium-Product signals to decay away.

The dotted-line curve shows measurements for winter/spring 1961/2, immediately after resumption of atomic testing in the autumn of 1961. The full-line curve is for the same seasons one year later, i.e. 1962/3, after a year of massive atomic-bomb testing in the meantime.

These two comparative curves show the resulting increase of radioactivity in rain and snow, from the numerous test explosions of 1962, most clearly. Equally clearly do they show the relative uselessness of isolated measurements of individual rains or snows in this connection. Only the systematic measurement and plot of all—or nearly all—rains and snows can give a true picture, because variations are so great that isolated readings can, if taken alone, be very misleading.

The tremendous peak in early April, 1963, was reported by all official stations and the Press, although few stated the true extent. The meteorological network reported the epicentre of this massive "breakthrough" to have been in Switzerland and the Austrian Alps. The station at Mainz for which the graph here was compiled is situated fairly close to this area.

Such "breakthroughs" result from a sudden start of downward flow of large air masses out of the stratosphere, down into the weather regions. This happens every spring, and marks the real start of spring. Due to the tremendous violence of many of last year's atomic tests, much of the debris was hurled into the stratosphere, where it remained until the spring "breakthrough" next took place. The same effect is apparent from mid-February to mid-March the year before (dotted curve).

At the same time as the huge radioactivity peaks in early April 1963 were taking place, unusually fine reception conditions for Band IV television transmissions were noted at the same station. These coincided with the start and finish of the radioactivity peak. It is unlikely that the radioactivity itself promoted fine u.h.f. reception, but rather the stream of downward-flowing stratospheric air.

These measurements were all carried out with the Advanced Geiger Head and Digital Register, as published in Practical Wireless (Dec. 1962 - June 1963).

Good soldering can mean the difference between success or failure of home-constructed gear. Knowing how to make properly soldered joints saves time, trouble and wasted effort.

By HENRY MAXWELL

SOLDERING

IT is perhaps ironic that the most important tool in the radio enthusiast's kit is also the most neglected. Badly soldered joints account for a great percentage of the constructor's frustrations. The intermittent fault that results from a lack of the right heat, in the right place, for the right length of time wastes more of a professional engineer's hours than a hundred total breakdowns. Part of the trouble is undoubtedly an incomplete knowledge of the art of soldering.

Yes, ART. It is not enough to hold a warmed-up lump of copper on a clumsily wrapped bundle of wires, apply resin and tin and hope for the best. Even the best intentions of modern manufacturers, who provide us with heat-controlled irons and carefully balanced resin-cored solders, can come unstuck if we take their products for granted and work in the sort of careless rapture that leads to wasted time. The following notes are an attempt to show that there is more to the subject of solders and soldering than may at first be apparent.

THE ESSENCE OF SOLDERING

To begin with, what are we trying to do when we join a couple of wires? First it is necessary to destroy the high resistance oxide film on the outer surface of each conductor, then to let the solder run quickly on to the prepared surface so that it forms what is in effect a fused outer coating. This jointing should be as strong as the basic conductor. Next, the flux which performed the original cleaning operation has to evaporate and, finally, the solder must cool at a rate that allows it to set hard and firm. All this requires a correct temperature sequence which is easier to understand if we take a look at the physical make-up of solder.

RESIN-CORED SOLDERS

Modern solders are fusible alloys, many of which are made with self-contained fluxes for special purposes. It may be interesting to note that the resin-cored solder we use for general

purposes comes in two or three grades and several sizes, but this represents only a minute part of a very wide range of solders marketed by the leading companies for the making of all manner of joints.

For radio work we need a combination of tin and lead in the proportions 40:60 or 60:40. This ratio is not just a matter of convenience. It is determined by the melting points of both the metals and—equally important—the "plastic range" when the alloy is neither solid nor liquid. Too great a plastic range means that the cooling down period is protracted and, usually, the amount of heat required for correct fusing of the metals is greater. These two things add to the danger of the dry joint. Too small a plastic range means that transition from liquid to solid on cooling would be too rapid and a fractured bond would result.

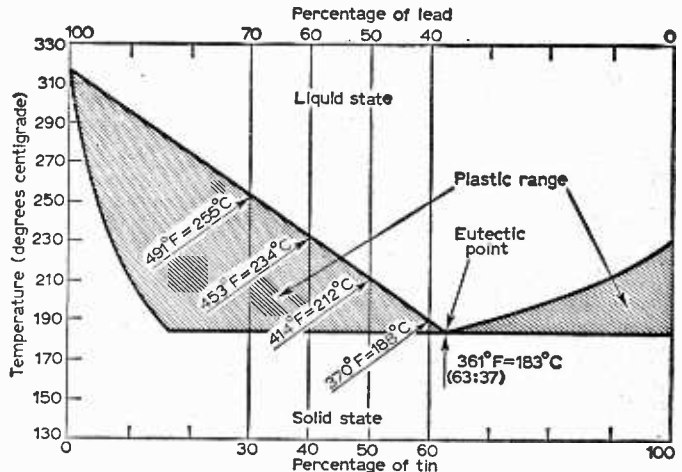


Fig. 1: This shows the various melting and solidifying temperatures for several alloys of tin and lead.

MELTING AND SOLIDIFYING TEMPERATURES

Fig. 1 has been prepared from data supplied by Ersin Multicore Solders Ltd. and shows the various melting and solidifying temperatures for several alloys of tin and lead as used by the radio industry. Special solders with small traces of antimony, bismuth, cadmium and silver are also available.

It can be seen that the "ideal" proportion of tin

to lead is 63 parts to 37. This gives a direct melting point of 183 deg. C. But if an alloy of these proportions was used, as soon as the soldering iron was taken from the joint the solder would solidify and the slightest movement of the wires would result in crystallisation of the alloy and a high resistance joint.

"chassis joint" jobs the heat is more evenly distributed, the flux wets the joint, solder spreads evenly and cools at a rate that prevents crystallisation.

EFFECT OF EXCESSIVE HEAT

A similar effect is produced by the application of too great a heat—or even the correct heat for too long a period. For example, the recommended bit temperature of a soldering iron is above the normal melting point of the solder. A bit temperature of 476 deg. F is adequate for use with 50/50 solder, the melting temperature of which is 414 deg. F. It would cause the flux to wet the joint efficiently and, if the heat was not applied longer than necessary to make the solder melt, the volatilising point of the flux would not be reached before the solder had flowed over the prepared surface.

But suppose the areas of metal to be joined were larger than our specimen "two wires"—as, for instance, joining a screening plate to chassis. Then the iron would have to be applied for a longer period to enable the metal to attain sufficient heat to melt the solder, at which condition the spot heat at the point of the bit could well be too great, causing the flux to volatilise and prevent an even bonding.

Design of resin-cored solder has to take into account this flux volatilisation temperature—at 550 deg. F approximately 7 per cent of the flux volatilises in the Multicore 40/60 range. Reference to Fig. 1 shows that this has a melting point of 453 deg. F, returning to the base temperature of 461 deg. F before solidifying. Thus an iron of lower bit temperature can be used, and if a larger bit and higher wattage iron is employed on the

SUITABLE BIT SIZE

If we try to use one of the smaller irons—which may well have a bit temperature of more than 600 deg. F—the heat will be concentrated at the point of the bit and rapidly dissipated through the metal of the joint and an uneven job will result.

Conversely, the use of a large iron on a small joint can have the effect of spreading the heat where it is not wanted—up the wires to the nearby components, for example, even if a heat shunt is used. For better-class work an alloy of the proportions 60/40 should be used in conjunction with a small iron bit. Although the actual bit temperature of the iron may be higher, the application of this heat for a shorter length of time produces a better joint.

As an example, the bit temperature of the Oryx 10W soldering iron, Type M1, which has a $\frac{3}{16}$ in. diameter bit, is 670 deg. F, but as the 60/40 solder has a plastic range of only 9 deg. F a much quicker job can be done, with less risk of spreading the heat, yet with a reasonable cooling margin to allow the solder to set.

THREE ESSENTIAL REQUIREMENTS

From the foregoing three things become apparent. First, the flux must be allowed to run on to the prepared surface and do its chemical job of destroying the oxide film that the atmosphere forms on the metal of the working surface, and the applied heat should not be so great as to cause it to volatilise before it has done this job.

Conclusion: do not apply the resin-cored solder to the iron bit but heat the joint just sufficiently for the solder to run, at which temperature the flux will have wetted the joint.

Secondly, applied heat must be correct. There is no advantage in a larger and hotter iron and no time saved by rushing a job if the solder has not completely melted.

Thirdly, the correct solder should be used for the job. To demonstrate this more clearly see Fig. 2, which is a table of "Contact Angles" given by Enthoven Solders Ltd. The contact angle is that formed by the edge of a blob of solder dropped on a surface of a specific metal and is an indication of the effectiveness of the joint. Note that the lower the angle the greater the solder "spread" and the better the jointing properties. (This shows clearly the misleading appearance of those bulbous joints that an

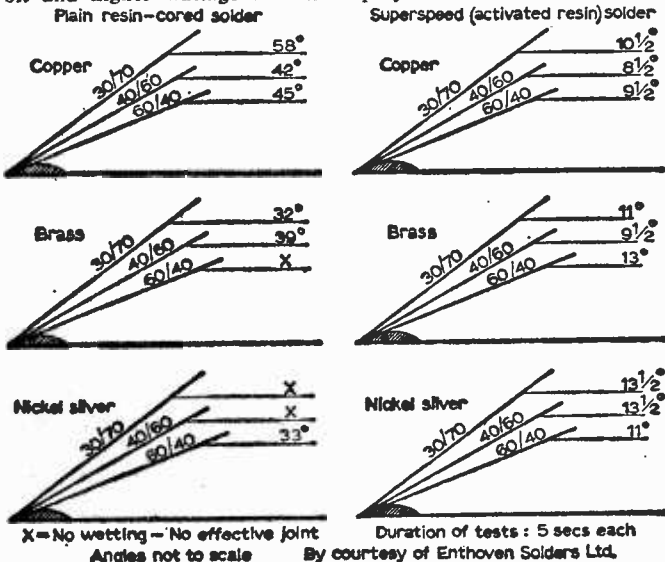


Fig. 2: A table of "Contact Angles".

made with an iron wrongly applied.) Note also that the angles differ widely for different materials and for different solder alloys and that the incorporation of specially prepared flux lessens the contact angle drastically. This enables much quicker work, with less residual heat.

SOLDERING ALUMINIUM

Much heartbreak has been caused among the radio fraternity by the reluctance of aluminium to take solder. The reason for this is the high thermal conductivity of the metal, which prevents retention of the correct heat at the spot where it is required, allied to the chemical property which causes a prepared surface to oxidise before flux can wet the joint. Thus apparently good aluminium joints may actually be no more than solder shells with a high resistance contact beneath.

To overcome this it is necessary to have a higher heat source than normal, plus an alloy of tin and zinc, aided by special non-hygroscopic flux. Special aluminium solders have been developed, but it is necessary to use a very hot iron, to work rapidly and to prevent heat dissipation. It may be advisable, too, when the job has been completed, to coat the joint with a lacquer

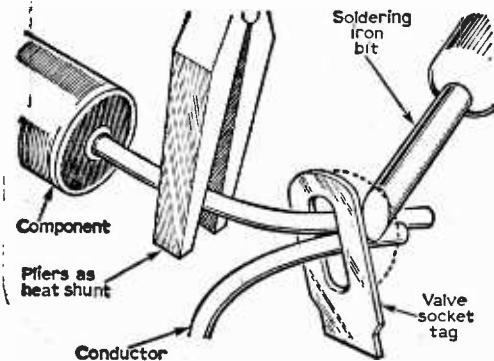


Fig. 3: A convenient method for connecting lead-out wires to valve-base pins.

to exclude air, for aluminium surfaces that have had the outer skin removed tend to corrode more rapidly than usual.

MECHANICAL JOINTS

From a purely practical point of view there are several observations worth making. The argument used to run: make a good mechanical joint and then the minimum of soldering is needed. But any constructor who has been faced with the problem of "unwrapping" a tangle of soldered wires to remove a faulty component will know that a more convenient method may be as shown in Fig. 3. Here we have two components connecting to a valve base pin. The lead-out wires are inserted in the slot with sufficient overlap to allow the solder, shown dotted in the final joint, to cover the working surface. The iron is applied to the body of the work, a pair of pliers forms a heat

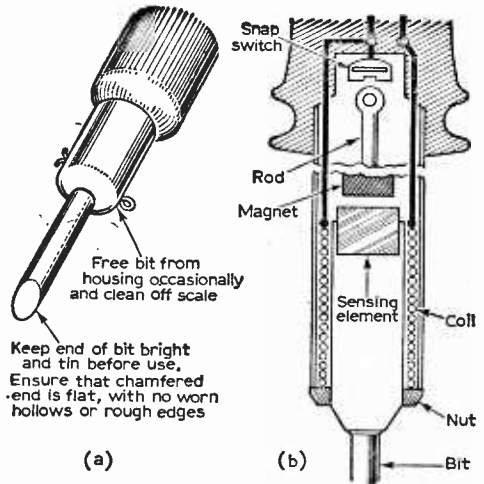


Fig. 4a: The iron bit should be kept well shaped, as shown here.

Fig. 4b: Cut-down view of a Weller magnetic temperature controlled iron.

shunt to protect the capacitor and the solder is applied to the work, not the iron. Take care not to move the work while the solder cools.

The next rule, often quoted, is "keep your bit bright". The main reason for this is to conserve efficiency, as the scale on the outside of a bit robs the job of heat. But equally important is to keep the bit well shaped, as shown in Fig. 4(a). The working blade of the iron is a chamfered surface which allows the iron to be applied at a convenient angle, as well as getting the best area of copper into play. Tinning the bit, by running clean solder on to it and wiping off the excess, enables a quicker job to be done.

CLEANLINESS IS ESSENTIAL

Clean work, in fact, makes for greater efficiency. The little bits of foreign matter not only prevent even flow of the solder but, by transferring to the bit, accelerate the wear of the iron. This is partly the reason for the development of such materials as the Savbit alloys made by Messrs. Ersin.

In this type of solder is incorporated a small proportion of the same metal as the iron bit, which helps control the absorption of impurity. Adding copper to the alloy is said to result in a 98 per cent improvement in soldering iron bit wear. The technique was discovered when a special alloy for soldering silver-plated ceramics was being developed ten years ago. To prevent absorption of the precious silver during the soldering process it was found necessary to add as much as a 2 per cent silver content to the solder. The useful by-product of reduced bit wear was realised by Messrs. Ersin and has resulted in their popular line of Savbit Solders.

Further to this, the practice of using existing solder to remake a joint is to be deprecated. From the above it should be apparent that this robs the joint of its necessary wetting agent. Solder is cheap enough and a reel of the convenient


TOP QUALITY—LOW COST  **AMATEUR RADIO EQUIPMENT**

BUILD YOUR SHORT WAVE LISTENING STATION WITH CODAR-KITS.
CR 66 COMMUNICATIONS RECEIVER

THE FINEST SUPERHET KIT EVER OFFERED



Frequency Range 540 Kc/s to 30 Mc/s in four Band-switched ranges.



Electrical Bandspread. Coil Unit wired ready and I.F. Transformers factory aligned, no test equipment required. Temperature compensated trimmers. Regenerative I.F. stage for maximum gain and B.F.O. Panel aerial trimmer, separate speaker switch, 3 watts output for external 2-3 ohm speaker. Separate cathode follower for tape recording etc. Valve line-up—ECC81, EBF89, ECC81, EL84, EZ80, EM84 (Optional extra). For 200-250 volt A.C. Cabinet size 16 x 6½ x 8½ in.

Complete Kit with 17-page Instruction Manual Carriage 6/- **£18.50**

Tuning indicator parts with EM84, 1/76.

H.P. TERMS AVAILABLE ON REQUEST.

★ **P.R. 30 R.F. PRESELECTOR** ★

Frequency range 1.5-30 Mc/s. Substantially improves the performance of any superhet receiver.

G4HZ writes . . . I am delighted with it, it improves my Eddystone 640 in all respects. The difference with the Pre-selector is fantastic, a weak signal on 15 metres about S2 changed to S8. On the L.F. Bands, unwanted noise and mush is cut out.



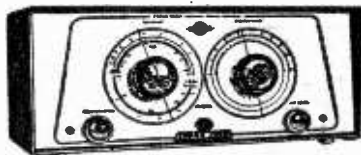
G3RIA writes . . . The results in conjunction with my Eddystone 888 are amazing. Signals are twice as strong with much higher signal/noise ratio. A first-class product well worth the money. The P.R.30 uses EF183 Frame Grid R.F. Amplifier and provides up to 20 dB gain. Features include vernier tuning, gain control, selector switch for either dipole or end fed antenna. External power supplies (obtainable from Rx). Smart styling in grey and black. Complete, ready for use, with all plugs, cables. Now available in two Models.

P.R.30 for external power supplies 180-250 volts H.T., 6.3 volts .3 amp. L.T. (obtainable from receiver) **£4.17.6** Carr. 3/6.

P.R.30X self powered with internal power supply for 200-250 volt A.C. Will provide 200 volts up to 25 M.a. and 6.3 volts 1 amp. for other accessories. **£7.2.0** Carr. 3/6.

THE NEW CR 45 MAINS T.R.F. SHORT WAVE RECEIVER

World-wide short wave reception, North-South America, India, Russia, Far East, Australia, amateurs, shipping, etc.



- ★ Separate electrical bandspread.
- ★ Three slow motion vernier drives.
- ★ Low loss polystyrene plug-in coils, factory aligned.
- ★ Dials calibrated in frequencies and degrees.
- ★ Power output 3 watts for 2/3 ohm speaker.
- ★ Valve line-up: ECC81/EL84/EZ80.
- ★ Front Panel Silver and Black, control knobs Grey.
- ★ Provision for panel phone jack.

Superb modern styling and Top quality components throughout. Complete CR 45 CODAR-KIT, with valves and 3 Coils, 10-28, 25-75, 60-176 metres. Instruction Manual 11 pages, less Cabinet

£7.5.0 Carr. 4/6.

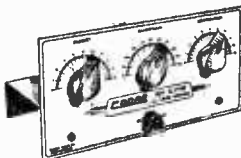
CR 45 Cabinet Silver Grey 12 x 5½ x 7 in. with sliding door for easy coil changing and detachable louvered rear panel **28/6**

Instruction Manual only 4/- post free. Extra coils 4/9 each.

★ **THE MINI-CLIPPER**

36/6

- ★ Miniature 1 valve short wave receiver.
- ★ Low loss polystyrene plug-in coils, factory aligned.
- ★ Air spaced ball bearing condensers.
- ★ Provision to add two-transistor amplifier.
- ★ Battery lasts months.



Can be built in one evening, ready to switch on, to bring the fascination of Short Wave listening at very low cost. Complete MINI-CLIPPER CODAR-KIT, valve, and one coil 25-75 metres. Instruction Manual 4 pages, 37/6, carr. 2/6. Extra Coils 4/9 each. Electrical Bandspread available. Instruction Manual only 2/-, post free.

★ **THE SUPER CLIPPER** ★

88/6

- ★ Peak Performance short wave battery receiver.
- ★ Large precision dial, dual slow motion drives.
- ★ Bandspread on all Bands.
- ★ High gain valve/transistor hybrid circuit.
- ★ 2 Mullard transistor amplifiers, pre-assembled and tested.
- ★ Low loss polystyrene plug-in coils, factory aligned.
- ★ Batteries last months.



Easy to assemble, this famous Short Wave Receiver brings a new world of listening pleasure to your finger tips. Complete SUPER-CLIPPER CODAR-KIT, valve, transistors, 2 Coils 20-60, 55-180 metres, Instruction Manual 7 pages, 88/6, carr. 2/6. Front Panel Silver Grey, 10 x 7½ in. 6/9 extra if required. Extra Coils 4/9 each.

CODAR-KITS are famous for PEAK PERFORMANCE, EASY TO FOLLOW INSTRUCTIONS, CLEAR PICTORIAL DIAGRAMS. Some of the Top Quality names who supply material for CODAR-KITS . . . MULLARD, BRIMAR, JACKSON, DENCO, ELECTRONIQUES, THORN A.E.I. etc. etc. . . only the best is good enough for the high CODAR standards which make complete success certain. 6d. in stamps brings illustrated leaflets.

CODAR RADIO COMPANY

BANK HOUSE, SOUTHWICK SQUARE, SOUTHWICK, SUSSEX

G3IRE

Canadian Distributors: JAYCO ELECTRONICS, TWEED, ONT.

G3HGQ

NEW HEIGHTS IN HI-FI *Armstrong*

A NEW range of Tuner-Amplifiers with all the performance capabilities of separate tuners and amplifiers, superseding the Stereo 12 and Jubilee models.



227 AM-FM STEREO TUNER-AMPLIFIER

20 watts power output. Covering the full FM and medium wavebands. Inputs for any ceramic or crystal pick-up and tape playback, also outputs for tape recording. Exceptional sensitivity and stability on FM, the Foster Seeley Discriminator being preceded by two IF Stages and a limiter stage. Medium waveband featuring automatic variable selectivity and heterodyne rejection filter provides Continental reception of good programme value.

PRICE **£48.15.0**

227 M. AM-FM TUNER AMPLIFIER

This is the mono version of the 227. above and is identical in performance and specification except that a single channel control unit is incorporated with only one amplifier. Styling is also similar to the 227.

PRICE **£33.18.0**



STEREO 55 TUNER AMPLIFIER CHASSIS

One compact chassis combines AM and FM tuners, Stereo Control Unit and two power amplifiers. For mono reproduction the two amplifiers are used together so that up to 10 watts output is available. Provision for tape recording and playback is made with a choice of inputs for crystal or ceramic pick-ups including the Decca Deram.

PRICE: **£29.18.0**

AF 208 AM-FM CHASSIS

A high quality tuner amplifier chassis which can be used for the conversion of an existing radiogram or as the basis for building a new radiogram or reproducing system.

PRICE: **£21.4.0**

Full descriptive literature available from Dept. No. PDT.

ARMSTRONG AUDIO LTD.
WARLTERS RD., LONDON, N.7. Tel: North 3213

ERSIN MULTICORE SOLDERS

for a first class joint every time

Wherever precision soldering is essential, manufacturers, engineers and handymen rely on MULTICORE. There's a MULTICORE SOLDER just made for the job you have in hand. Here are some of them.

THE NEW HANDY DISPENSER

Easy to find in the tool box—simple to use. The solder is in a continuous coil which can be used direct from the handy free-standing dispenser—in fact, it is virtually a third hand for those tricky soldering jobs. Containing 15 feet 5-core 18 s.w.g. Ersin Multicore Savbit alloy. 2/6



HOME CONSTRUCTORS 2/6 PACK



The Home Constructors Pack contains 32 ft. of 22 s.w.g. 60/40 alloys, which is especially suitable for printed circuitsoldering.

BIB WIRE STRIPPER AND CUTTER

Strips insulation without nicking wire, cuts wire cleanly, splits extruding flex. 3/6 each



MULTICORE SOLDERS LTD
MULTICORE WORKS, HEMEL HEMPSTEAD, HERTS. (BOXMOOR 3636)

CMMS.11



LOWEST EVER PRICES

5in. Std.	600ft.	...	8/6
7in. Std.	1,200ft.	...	12/6
5in. L.P.	900ft.	...	10/-
5½in. L.P.	1,200ft.	...	12/6
7in. L.P.	1,800ft.	...	15/-
4in. D.P.	600ft.	...	9/-
5in. D.P.	1,200ft.	...	15/-
5½in. D.P.	1,800ft.	...	22/6
7in. D.P.	2,400ft.	...	25/-

SPECIAL!! "LAFAYETTE"
7in. Std. 1,200ft., 12/6
7in. L.P. 1,800ft., 15/-
7in. D.P. 2,400ft., 25/-

EXCLUSIVE TO GEE'S! AMERICAN "SHAMROCK"
Professional quality
7in. L.P. 1,800ft., 15/6

SPARE SPOOLS, 4in.
5in., 5½in., 2/- each;
7in. 2/6; 8½in. 5/-.

"GEE'S" ACCESSORY KIT. 1 "BIB" Splicer, 1 Splicing Tape, 3 Leader Tapes (3 colours), 10 Retaining Clips. Packed in plastic container. PRICE 32/6. While stocks last.

COLLARO "STUDIO" TAPE TRANSCRIPTORS. Brand new in original cartons. 3 speeds. 1½, 3½, 7½ i.p.s. 3 motors, digital counter, etc. Complete with instructions and fixings. A.C. 200/250 v. operation. **SPECIAL PRICE 10 GNS.** Carr. paid.

P. & P. 2/- per order (over £3 post free). Other types available. S.A.E. for Bumper Tape and Accessories list.

Obtainable only from:— *Special discounts for quantities.*
GEE BROS. (RADIO) LTD., Dept. P.W. 11
15 LITTLE NEWPORT ST., LONDON W.C.2
(Adjoining Leicester Sq. Tube) GER 6794/1453

multi-cored solder should be in every constructor's kit. Bits and pieces of old solder dredged from the depths of the toolbox are false economy in the end.

REPAIRS TO PRINTED CIRCUITS

Making soldered joints in printed circuits is a special technique. It is not proposed to enter here into the many and interesting methods of mass-

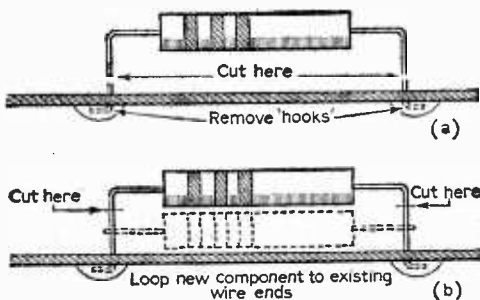


Fig. 5a and b: How components are soldered on to printed circuit boards.

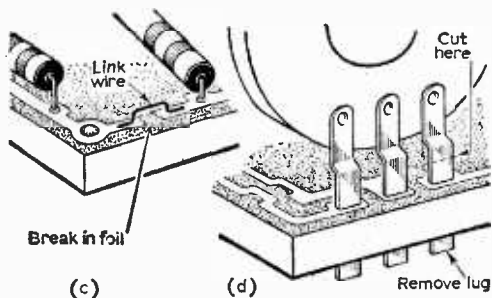


Fig. 5c: Bridging a crack in printed circuit "wiring".
Fig. 5d: Removing a tagged component from a printed circuit board.

producing soldered panels. But repair procedures should be touched upon to complete the purpose of this article.

In the first place printed circuits are generally coated with protective lacquer. This should be scraped away from the vicinity to be soldered to prevent infiltration of the flux. And, ideally, the finished joint should again be coated with varnish, but perhaps this is a counsel of perfection.

Because of the methods by which components are anchored it may be more efficient to cut the lead wires above the panel when removing, for example, resistors, as in Fig. 5(a), then take the remaining hook of wire from the other side of the panel. Alternatively the existing leads could be left in circuit, the new component prepared by cutting and bending its leads and a simple "top-chassis" joint made, as in Fig. 5(b).

When working on printed circuits avoid excess heat on the panel, which might result in a raising of the thin film of conductor from the laminate, and always keep the solder to a minimum, avoiding its spreading with the consequent risk of short-circuits.

A thin crack in a printed circuit can be caused by flexing of the panel and is one of the hardest faults to trace. When the hairline crack is found a bridge of solder may be run across it, first scraping the lacquer away. However, it is sometimes necessary to make a longer bridge, especially if the panel is burned. Then a length of tinned wire may be fitted, as in Fig. 5(c). Avoid excess length and always trim wires exactly to shape. A little extra care in preparation can save a great deal of worry later.

When removing tagged components brush off the excess solder with a paintbrush, removing it entirely as it cools and crystallises, and move the component gently as the solder cools to loosen the joint. Do this with each tag in turn and, with patience, the component may be removed intact. But if it is going to be replaced it is better to cut the tags above the panel, as in Fig. 5(d), and remove the lug ends from below, leaving clean apertures for the fixing of new components.

RANGE OF IRONS

In this, as in all soldering, the secret is the application of the correct heat for just long enough. To enable one to obtain this end manufacturers have produced such a wide range of soldering irons that it would be invidious to single any particular types out for mention. Sufficient only to say that the day of the "poker in the fire" should now be no more than a memory. A good iron is a good investment; indeed, one soldering iron is hardly enough, for the small tool for handy work in confined spaces will not be of great use in making chassis connections, where a heavier wattage and larger bit are necessary.

The soldering iron or solder gun is the radio constructor's most important tool. The author hopes that the foregoing notes—basic though they may be—have helped readers to avoid taking solders and soldering for granted.

THE "PRACTICAL WIRELESS" FILM SHOW

The "Practical Wireless" Film Show which is held annually and to which readers of P.W. are invited, is to be held, as before, at Caxton Hall, Westminster. The date of the Show, which is arranged in collaboration with Mullard Limited, is the 31st January, 1964.

The programme will appeal to all readers of "Practical Wireless" and of especial interest will be the illustrated talk on colour, 625-line and u.h.f. television, which will form the first part of the programme. After a break for refreshments, the programme will continue with a film entitled "Ultrasonics".

Tickets may be obtained free on request from these offices. A stamped addressed envelope must be enclosed with all applications for tickets.

A Recording Level Meter

by G. D. Howat

SOME time ago, the author constructed a recording level meter for his tape recorder, from a published design. Unfortunately the unit, as described, had a rather serious snag. When connected to the tape recorder, at the same point as the magic eye, the meter at once showed almost full deflection, even in the absence of any input signal. (By full deflection, of course, is meant full modulation of the recording amplifier.) The presence of an input signal had barely any additional effect on the meter.

After a certain amount of trouble, the fault was traced, and at first appeared almost insurmountable. All tape recorders include in them a bias oscillator, the output of which is mixed with the recorded signal before it is fed to the record head. This is done quite simply, as is shown in Fig. 1. The full deflection of the recording-level meter was due to the bias oscillation passing through the resistor R and into the meter circuits. The meter is unable to tell the difference between a genuine input signal, and the bias, and thus in effect calls the bias a "signal".

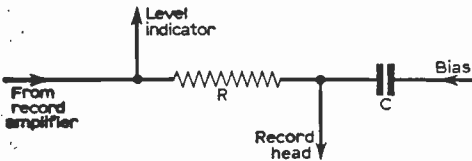


Fig. 1: The bias voltage and recorded signal are mixed and fed to the record head.

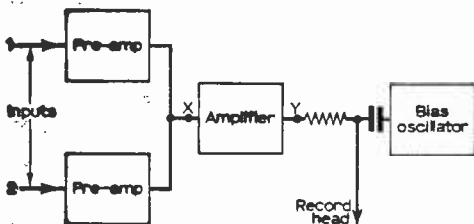


Fig. 2: General block diagram of a recording amplifier.

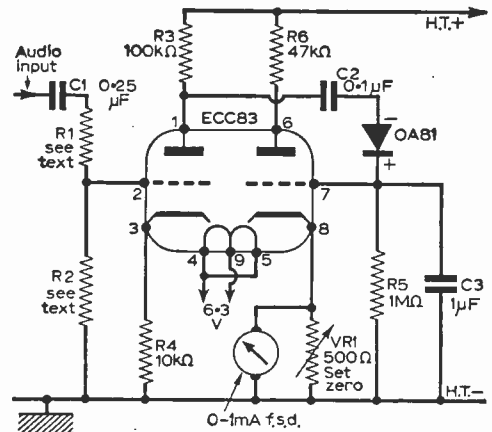


Fig. 3: The recording level meter circuit as used by the author

Possible Alternatives

There are various ways of overcoming this problem. One method would be to cut out the bias supply while adjusting the record gain controls. This is highly inconvenient as hardly any tape recorders have such a bias switch. Another way is to introduce some forms of filter in the input to the meter which does not allow the bias to pass. This is also a somewhat difficult operation. The most obvious cure is to connect the input to the meter at some point in the amplifier before the bias is applied.

The general block diagram of a recording amplifier is shown in Fig 2. When the level meter is connected to point Y, the snags already explained arise. However, connecting the meter at point X overcomes this problem, as there is no bias at this point. Unfortunately there is then a new problem. The original recording-level meter described was not sensitive enough for connection at this earlier point in the amplifier, it needed at least 12V input signal.

Revised Circuit

As most tape recorders have a similar circuit to that of the author's, both these problems may occur in them and it was this factor that led to the improved circuit for a level-meter. The original circuit used an ECC83; one half strapped as a diode, the output of which was connected via a one second RC network to the grid of the second half. The audio signal, thus rectified and smoothed, caused variations in the anode and cathode current which was measured by a milliammeter.

The revised circuit which needs only a few extra components, uses one half of the ECC83 as a voltage amplifier, an external crystal diode, and the second half of the ECC83 connected as before. The circuit is shown in Fig. 3, and is largely self-explanatory. The audio input is fed via R1 and R2 to the grid of one half of the valve. The amplified voltage is fed via an OA81 diode to the grid of the second half of this valve. The 1MΩ resistor and 1μF capacitor in parallel form the 1 second time

constant which prevents the meter from following the audio signal too closely. The meter is shunted by a 5000Ω set-zero variable resistor, VR1.

The resistors R1 and R2 form a potential divider which sets the sensitivity of the unit. The sum of R1 plus R2 must not be less than 1MΩ otherwise the input to the recording amplifier will be reduced.

Assembly of Components

The entire unit can be built up on a tagboard quite easily. A suitable layout is shown in Fig. 4.

The power requirements for the unit are 6.3V at 0.3A and a few mA of the h.t. supply. The recorder will almost certainly be able to provide this without difficulty.

Calibration

In the absence of a signal the meter will read full scale, this reading decreasing as the recording level is raised. It is therefore recommended that the meter be mounted upside down, and the scale redrawn, or a new one fitted, to read 0 to 10 (left to right). That portion of the scale from 7 to 10 should be coloured in red.

The procedure for initially setting up the meter is as follows. Adjust VR1 so that the meter pointer coincides with the new zero position, apply a continuous tone signal to the recorder input and

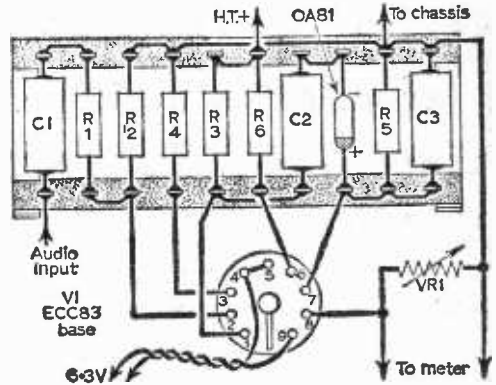


Fig. 4 Wiring diagram of the circuit of Fig. 3.

advance the recording level control on the instrument until correct level is indicated by the magic eye. Now adjust the values of R1 and R2 until the meter reads 7 on the scale. The total value of R1 and R2 must not be less than 1MΩ.

In normal use any reading in the red portion of the scale will indicate over modulation and the input to the recorder should then be reduced.


FREE *Inside NEXT MONTH'S* PRACTICAL WIRELESS

Big DOUBLE SIDED BLUEPRINT

with instructions to build this

MULTI-RANGE TEST METER

PLUS Complete Guide to Test Meter Procedure



ORDER YOUR COPY TO-DAY!

A Neon Voltmeter

A Novel Pocket-size Test Instrument—by L. E. Crockford

THIS simple and cheap little voltmeter is small enough to fit into the pocket and virtually unbreakable, yet it can be used to measure anode and screen voltages etc. in valve receivers and amplifiers with a fair degree of accuracy.

It consists essentially of a small neon bulb and a potentiometer: see Fig. 1. The neon requires about 80V to strike. If the voltage to be measured is applied across the potentiometer and the slider moved up from the bottom end a point is reached at which the neon just strikes. Then the unknown voltage can be calculated from:

$$V_x = V_s \left(\frac{R_a}{R} \right) \text{ volts.}$$

where V_x is the unknown voltage and V_s is the neon striking voltage.

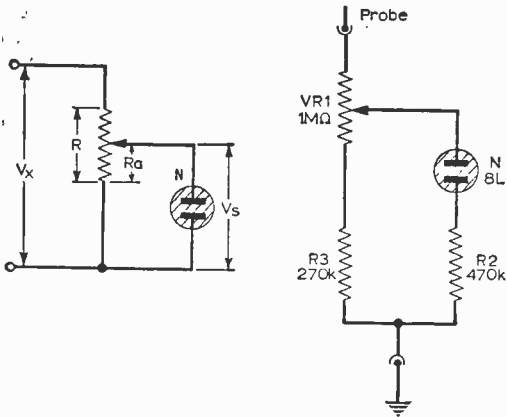


Fig. 1 (left): A circuit illustrating the principle of the instrument.

Fig. 2 (right): The simple circuit of the voltmeter.

It will be seen that the potentiometer can be calibrated in terms of voltage and also that the lowest voltage that can be measured is the neon striking voltage. This varies from one bulb to another but is constant for any given sample. Two samples of the H1VAC 8L have been tested: the striking voltage of one was 72V; the other 76V.

The maximum voltage that can be measured is limited by the voltage rating of the potentiometer. This is 500V for most makes but a safe and useful maximum is considered to be 350V. The resistor R3 in Fig. 2 is of such a value that with 350V

applied the neon will strike with the slider of VR1 near the bottom end. Hence the range 80-350V is covered by the full range of the potentiometer.

If an edge control knob is fitted to VR1, of about 2in. in diameter, then the scale length will be 4½in. which compares favourably with most pocket voltmeters.

It was found that although the recommended burning current for the H1VAC 8L is from 450 to 650µA, it would still give a reasonable glow with only 40µA. The burning current is limited to this value by the resistor R2. As the resistance of VR1 and R3 is 1.27MΩ the maximum current that can be drawn by the meter, when measuring 350V, is 275 + 40µA, providing that the slider is not moved beyond the point at which the neon strikes. (If this is done the burning current increases.)

For most measurements, say of around 250V, the current drain is about 250µA so that the meter does not have too great a disturbing effect on the circuit being tested.

Construction

Fig. 3 shows the form of construction used by the author; though readers may have their own and better ideas.

The potentiometer is fixed to an aluminium bracket which is bolted to the base of a small wooden box. It must be fixed firmly in the bracket, using the locating tag or pip, so that its body can

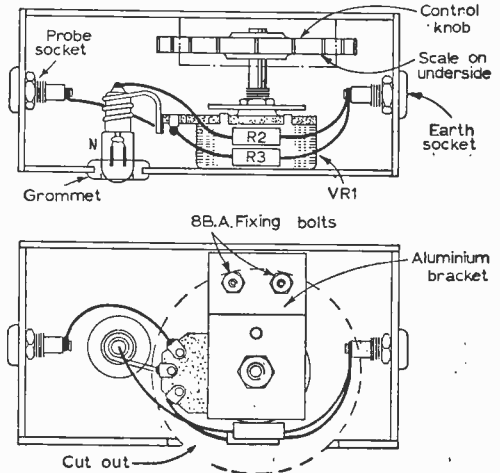


Fig. 3: Two views of the form of construction used by the author.

not turn otherwise the calibration will be altered. It is also fitted off centre so that one edge of the control knob may project through a cut out in the side of the box.

A convenient bulb holder can be made by wrapping 18 s.w.g. tinned copper wire in a spiral around the screw thread of the bulb, one end of the wire being soldered to the centre terminal of the potentiometer, the other cut close to the bulb. R3 is soldered to the base cap of the bulb. The bulb is held tightly in a rubber grommet in the base of the box, through which the anode and cathode pins of the bulb can be viewed.

A banana socket is fitted to each end of the box; one to receive the flexible earth or chassis connection, the other for the probe. The probe consists simply of a length of stiff wire soldered into a banana plug, sleeved with systoflex or rubber sleeving and sharpened to a point.

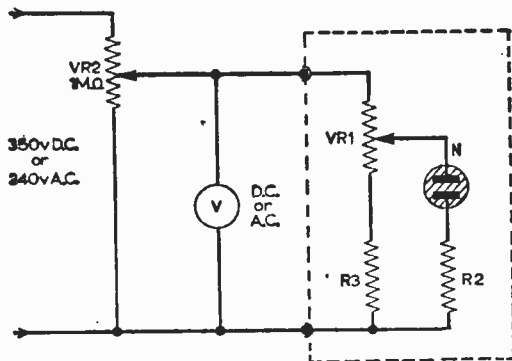


Fig. 4: The circuit arrangement necessary for calibrating the instrument.

A scale is made by gluing a circular strip of white card to the underside of the control knob near the rim, an inked-in scribe line on the side of the box below the cut out acting as a pointer.

The knob should be a good fit on the shaft; if there is any play or backlash it should be put right by applying a little glue such as Araldite to the shaft before fitting the knob.

Calibration

The calibration is best done using a d.c. voltage source of at least 350V and a good d.c. voltmeter (see Fig. 4).

The procedure is:

(a) Start with the sliders of VR1 and VR2 both at their lower ends.

(b) Raise the slider of VR2 until the meter reads 350V and raise the slider of VR1 very slowly until the neon strikes. Mark the scale opposite the pointer as "350".

NOTE: If the neon is already glowing with VR1 turned right down, (indicating that the neon being used has a low striking voltage) change R3 to 220kΩ.

(c) Reduce the voltage from VR2 to 340V and find the new point on VR1 at which the neon strikes marking this on the scale with a short line.

Repeat at 10V intervals, but writing the voltage value at each 50V interval.

When the calibration is complete apply a coat or two of clear varnish to the scale.

COMPONENTS LIST

VR1 1MΩ potentiometer, log.

R2 470kΩ $\frac{1}{2}$ W

R3 270kΩ $\frac{1}{2}$ W
(or 220k—see text)

N Neon (Hivac 8L)

Two banana or wander sockets and matching plugs. Crocodile clip. Rubber grommet. Suitable box. Control knob.

If a d.c. voltage is not readily available the meter can be calibrated using the 240V main supply as an input and substituting an a.c. voltmeter. A correction factor must be applied however as the neon strikes on peak values and the a.c. voltmeter will indicate r.m.s. values.

The procedure is the same as before except that the reading of the a.c. voltmeter must be multiplied by 1.414 to obtain the peak value, e.g., 240V o meter $\times 1.414 = 340$ V peak: this is the first calibration point.

While on this subject it should be mentioned that if the neon voltmeter is being used to measure a.c. voltages the scale reading must be multiplied by 0.707 (7/10ths is good enough) to obtain r.m.s. value.

It will be immediately apparent when a.c. voltages are being applied since both pins in the bulb will glow whereas with d.c. only one, depending on polarity, glows.

It will also be noticed when using this meter that there is an apparent backlash in the neon: that is, having turned up the potentiometer to strike the neon it will remain alight for a short distance as the potentiometer is turned down again. This is because the voltage necessary to sustain the neon discharge is 20V less than the striking voltage. It is important therefore that the voltmeter should be used in such a way that the reading is taken at the point where the neon strikes and not at the point where it fails to sustain, i.e. the control knob should always be returned to the 350V or after taking a reading, and when making a new reading it should be turned slowly up from the end.

TRANSMITTING AERIALS

—continued from page 7

match on three bands. It should be remembered that this type of aerial requires a good earth, even more so than some other types.

Those wishing to try this system are referred to Fig. 7 for details.


The actual aerial may consist of any metal rod or pole insulated from earth. This pole can serve dual purpose of acting as an aerial and also as support for another aerial. The coil should be wound with as thick a wire as possible and should be either self-supporting or wound on a ceramic former.

The last obvious advantage of this type system is that it requires practically no space at all. The loading coil acts as a form of auto-transformer. It is adjusted to resonate at the required frequency, and T2 is adjusted to give a good match to the co-ax feed line.

The earth lead should be as short as possible and of a substantial gauge wire such as 7/029.

CRYSTAL CONTROLLED

By E.M. BERNEY



ONE of the problems in the design of any superheterodyne receiver is stability of the local oscillator. Easy to achieve at normal broadcast frequencies, this is much more difficult at v.h.f. where temperature variations have a greater effect upon the oscillator valve and its associated components.

The resulting variations of frequency can be balanced out fairly accurately by making use of capacitors having negative temperature co-efficients or they can be made self-cancelling by an automatic frequency control circuit; they can also be prevented from occurring at all, as is done in this tuner, by including in the oscillator circuit quartz crystals cut to resonate at the required frequency. The sole disadvantage of this is the cost of the crystals.

The tuner here described has a high gain and will perform satisfactorily in fringe or difficult reception areas as well as in the more favourable situations. The cost of the crystals has been offset by reducing other components to the minimum needed for proper performance and by using valves which are available very cheaply—the eight required can be bought new, ex-equipment, for about £1.

R.F. STAGE

Referring to Fig. 1, the valve V1, a high gain pentode, amplifies the signal received at the dipole aerial.

The inductance L1 is tuned very broadly by means of its dust core to the lowest of the three frequencies to be received; no separate tuning capacitance is necessary, the input capacitance of the valve being sufficient for this purpose.

Bias is provided by the resistor R2, bypassed in the usual manner, and automatic gain control is applied to the grid through the 100k Ω resistor R1. The anode load is the inductance L2, which is slung to the highest frequency to be received, and the amplified signal is transferred to the grid of the mixer valve V4 via the capacitor C5.

Note that all decoupling in this stage is to cathode and thence to chassis, also that the anode circuit is decoupled additionally to the cathode of V4. The stage has a very satisfactory gain and additionally isolates the aerial from the local oscillator, thus preventing the radiation of harmonics.

OSCILLATOR

This needs a rather detailed explanation. The crystals X1, 2 and 3, one for each of the transmissions to be received, are cut to resonate on the fifth mechanical overtone so that they work directly at operating frequency. They do not, however, take control readily and positively in the manner of the ordinary crystal, having instead to be urged gently into action by a regenerative circuit tuned fairly accurately to the operating frequency. If too much drive is supplied the tuned circuit will itself take charge and will behave as though the crystals were absent, while with too little drive the circuit will fail to oscillate.

Several single valve oscillator circuits were tried but though they could be made to perform satisfactorily they were considered too critical for reliable reproduction having regard to the minor differences which are bound to occur as between one constructor and another. The two-valve cathode coupled circuit shown in Fig. 1 was, on the other hand, found to be quite well behaved and reasonably tolerant of minor differences in physical form. The critical components were found to be the cathode resistors R5 and R7 and the values required here largely governed the choice of valves.

The first of the pair, V2, is a grounded grid triode, EC91, and has in its anode circuit the inductance L3, tuned basically by the 22pF capacitor C9 connected across it; the switch S1 introduces the additional capacitance needed to receive each of the programmes.

The anode of V2 is coupled to the grid of V3. This is a triode-connected pentode, EF91, whose output, taken from the cathode, passes via the switch S1a, through the appropriate crystal, back to the cathode of V2. The capacitor C8 blocks off d.c. from the switch S1 and the two 10pF trimmers TC1, TC2.

As might be expected with a rather delicately balanced circuit it is necessary to ensure that the arrangements for introducing the oscillator frequency into the mixer valve do not load the oscillator unduly. The simple method shown in Fig. 1 is quite satisfactory provided C10 is kept small and the mixer grid resistor is fairly high. If, however, the tuning of L2 approaches within about 4Mc/s of oscillator frequency, energy will be absorbed progressively as it approaches until

H.F.-F.M. UNER

eventually the oscillator will fail. This situation could arise, exceptionally in the case of the Weyvoe transmissions if L2 were tuned to the Light Programme (89.9Mc/s) and L3 to 86.1Mc/s (96.8—10.7) for reception of the Third Programme, but if the alignment instructions are followed it will not arise at all.

ACCURACY OF CONTROL

Overtone crystals in sets of three are cut to a close tolerance on the nominal frequency with a closer tolerance on their differences. Of those supplied for the prototype the greatest difference from nominal frequency was 1kc/s and the greatest difference between any two units was 720c/s. The maximum possible tuning error with accurate alignment is thus very small indeed.

MIXER STAGE

The valve V4 accepts at its grid the signal and oscillator frequencies and combines them additively to produce in the anode circuit the difference frequency of 10.7Mc/s. This is extracted by the transformer IFT1 and passed on for further amplification. The stage exhibits the high conversion conductance which is characteristic of circuits employing separate oscillator and mixer valves.

I.F. AMPLIFIER

Two more pentodes, V5 and V6, are employed

in successive stages for amplification at the intermediate frequency. The first is a straightforward amplifier carrying in its anode circuit the second i.f. transformer, while the second is operated as a saturated limiter with low anode and screen voltages.

Signals arriving at the grid of V6 are amplified up to a predetermined limit only and interference

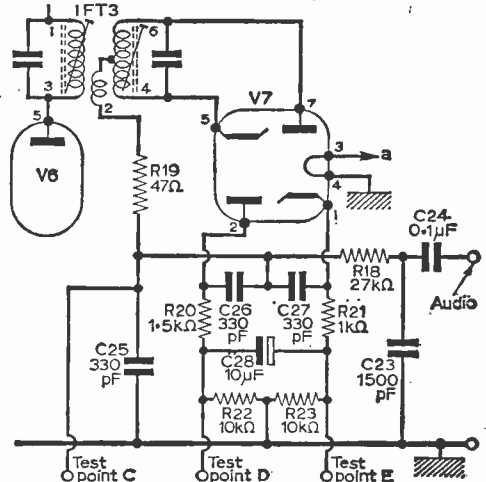


Fig. 2: The alternative ratio detector stage.

is thus excluded from the output. The network R13/C18 in the grid circuit generates bias and a negative voltage appears at the grid which, by reducing the current through the valve to a very low value, assists the limiting action. This bias voltage is also used for automatic gain control, being applied for this purpose to the grid of V1. It is inadvisable to apply a.g.c. to the mixer or i.f. stages because of the change of valve input

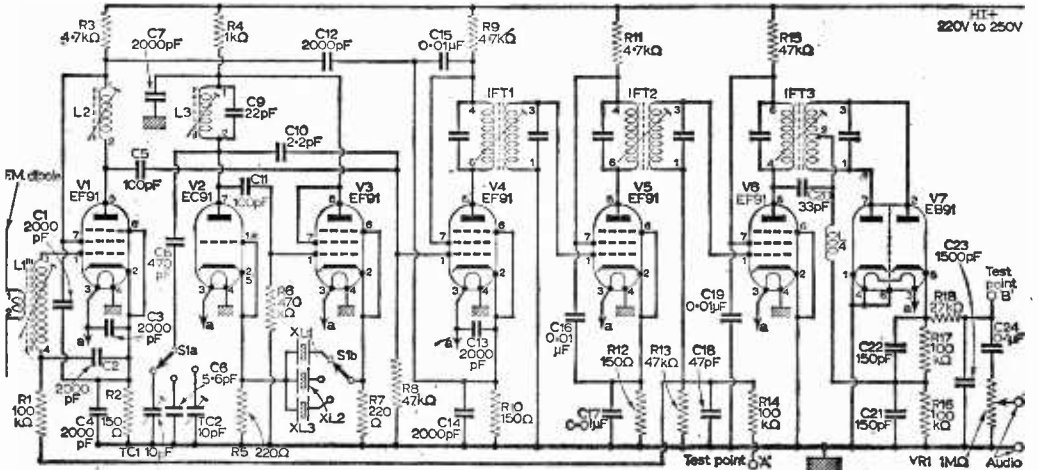


Fig. 1: The circuit of the tuner which includes Foster-Seely phase discriminator.

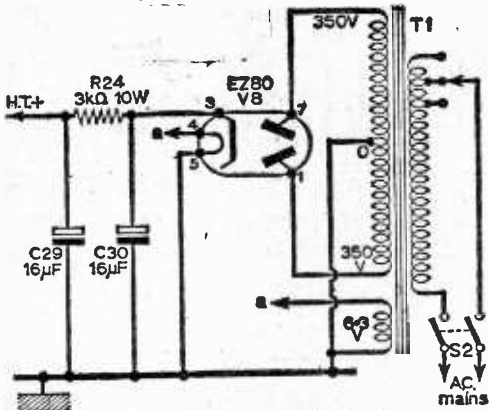


Fig. 3: The power supply circuit.

primary winding of the discriminator transformer producing at the ends of the secondary two voltages 180 deg. out of phase. A centre tap of the secondary is capacitively coupled to the valve anode and so assumes a voltage 90 deg. out of phase with the two induced voltages. When the transformer is properly aligned and the i.f. signal is at 10.7Mc/s the diodes connected to the secondary conduct equally and the output across their load, R16 and R17, is zero; when the signal moves away from the quiescent frequency—i.e. when modulation is present—the voltage on one diode rises, while on the other it falls. There is thus an output across the load resistors corresponding to the modulation. This output is passed through the filter R18/C23 to remove the emphasis of the higher frequencies (which is introduced at the transmitter) and is then available for delivery to an audio amplifier. The choke L1 prevents entry of the intermediate frequency into

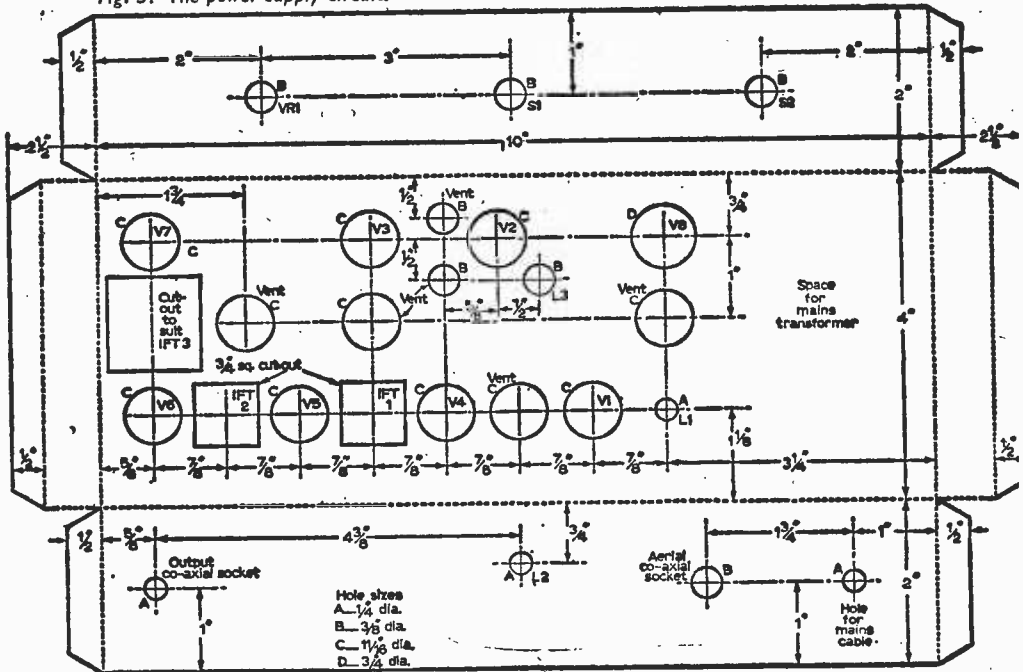


Fig. 4: Drilling details of the chassis.

capacitance which occurs with variations of control voltage. This effect is of no importance in the case of V1 where the grid circuit is very broadly tuned.

DEMODULATION AND DE-EMPHASIS

The detector stage is not, in this tuner, called upon to produce a d.c. voltage for gain control or for the operation of a tuning indicator, therefore a discriminator circuit of the Foster-Seeley type can be employed. The Foster-Seeley discriminator yields rather less distortion at maximum deviation than the more familiar ratio detector and is to be preferred on this account.

The i.f. signal at V6 anode is applied to the

the audio portion of the circuit. The 1MΩ volvar control VR1 will be required only if, as in the prototype, volume is to be controlled from the tuner rather than from the associated audio amplifier.

MODIFICATIONS

The Foster-Seeley phase discriminator is unresponsive to changes of amplitude, and the tuner relies upon V6 to suppress interference. It will do most efficiently so long as a sufficiently large signal is received at the grid. Since the gain is high, this condition will usually be met, but the tuner is used in a poor reception area, the

additional noise rejection properties of the ratio detector will be an advantage. The circuit of Fig. 2 gives very good rejection and may be substituted directly for the discriminator circuit of Fig. 1.

Automatic gain control is a considerable advantage in areas where the signal strength is subject to large fluctuation. If, however, the greatest gain is required for weak signals, it may be better to remove it and return R1 to earth at V1 base. The core of IFT2 secondary will need slight readjustment if the a.g.c. connection is removed after the tuner has been aligned.

POWER SUPPLY

The tuner requires a supply of 45mA h.t. at about 230V, and 2.7 amp at 6.3V a.c. for the heaters. This is provided in the prototype by a double wound mains transformer and valve rectifier, EZ80. Smoothing is by resistor, R24 in conjunction with the two 16µF electrolytic capacitors as shown in Fig. 3. The value of the resistor will need adjustment to produce the correct h.t. line voltage, depending upon the output of the transformer-rectifier combination employed. The prototype uses a 350-0-350V transformer, which was to hand, but a 250V transformer will be quite

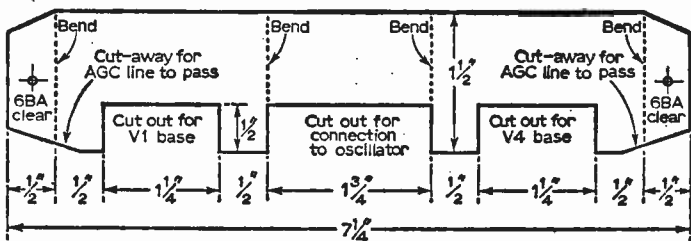


Fig. 5: Dimensions of the underchassis screen.

satisfactory if R24 is reduced to about 2kΩ, 5 watts.

This part of the tuner is not critical, and any arrangement which produces the correct currents and voltages will serve. If half-wave rectification is used, the smoothing capacitors should be doubled.

CONSTRUCTION

The tuner is constructed with the power pack on a chassis of 16s.w.g. aluminium, 10in. x 4in. x 2in. as shown in Fig. 4. Though the crystals are capable of accurate control over a wide range of conditions, it is prudent to limit the temperature rise to reasonable proportions, and special attention has been given to ventilation by providing a number of vents in the deck of the chassis.

Valves V1, V4 should have ceramic bases and

COMPONENTS LIST

Resistors:

- | | |
|--------------|-------------|
| R1 100kΩ | R13 47kΩ |
| R2 150Ω | R14 100kΩ |
| R3 4.7kΩ ½W | R15 47kΩ 1W |
| R4 1kΩ | R16 100kΩ |
| R5 220Ω | R17 100kΩ |
| R6 470kΩ | R18 27kΩ |
| R7 220Ω | R19 47Ω |
| R8 47kΩ | R20 1.5kΩ |
| R9 4.7kΩ ½W | R21 1kΩ |
| R10 150Ω | R22 10kΩ |
| R11 4.7kΩ ½W | R23 10kΩ |
| R12 150Ω | R24 3kΩ 10W |

All 10%, ½W unless otherwise stated
 R16 and R17 for discriminator only
 R19 to R23 for ratio detector only

V1 1MΩ potentiometer log.

Capacitors:

- C1 0.002µF tubular ceramic
- C2 0.002µF disc ceramic
- C3 0.002µF disc ceramic
- C4 0.002µF disc ceramic
- C5 100pF tubular ceramic
- C6 5.6pF tubular ceramic or mica
- C7 0.002µF tubular ceramic
- C8 470pF disc ceramic
- C9 22pF tubular ceramic or mica
- C10 2.2pF tubular ceramic
- C11 100pF tubular ceramic
- C12 0.002µF tubular ceramic
- C13 0.002µF disc ceramic
- C14 0.002µF disc ceramic
- C15 0.01µF ceramic or paper
- C16 0.01µF ceramic or paper
- C17 0.01µF ceramic
- C18 47pF mica

- C19 0.01µF ceramic or paper
- C20 33pF ceramic or mica
- C21 150pF mica
- C22 150pF mica
- C23 1,500pF tubular ceramic
- C24 0.1µF paper
- C25 330pF tubular ceramic
- C26 330pF tubular ceramic
- C27 330pF tubular ceramic
- C28 10µF electrolytic, 50V working, wire ended
- C29 16µF electrolytic
- C30 16µF electrolytic

All 500V working unless otherwise stated
 C20, 21 and 22 for discriminator only
 C25, 26, 27 and 28 for ratio detector only

TC1, 2 10pF air-spaced concentric trimmer

Inductors:

- L1 Aerial coil, r.f. stage
- L2 Anode coil, r.f. stage
- L3 Oscillator coil
- L4 R.F. choke (see text)
- IFT1, 2 I.F. transformer, 10.7Mc/s
- *IFT3 Phase discriminator transformer
- *IFT3 Ratio detector transformer
- * as required
- T1 Mains transformer. Tapped primary. Secondaries 350-0-350V 50mA; 6.3V 3A

(see text and Fig. 6 for details)

(Denco, Eddystone or Jason)

Crystals:

- XL1, 2, 3 Single wire-ended crystals, or multiple unit (STC). Refer to table for frequencies

Switches:

- S1 2-pole 3-way wafer switch
- S2 D.P.S.T. toggle switch

Valves: V1-V7 EF91 V8 EZ80

screens should be fitted. No screening was found necessary below the chassis, but experiments showed that minor alterations in the physical form of the r.f. and mixer stages could introduce slight regeneration. The constructor is therefore recommended to fit screens across the bases of V1 and V4 to separate the input circuits from the output.

These screens may conveniently be made as one unit to the measurements given in Fig. 5 and secured by two 6 BA bolts to the rear runner of the chassis. The layout is critical and the constructor who does not wish to experiment should follow it exactly.

COILS

Coils L1 and L2 are wound on 3/8 in. polystyrene formers having 1/4 in. dust cores. Details are given in Fig. 6.

The grid winding for L1 is 3 1/2 turns of 20s.w.g. tinned copper wire, spaced one wire diameter. The aerial coupling winding is one complete turn of 22 gauge enamelled wire positioned as shown in Fig. 6.

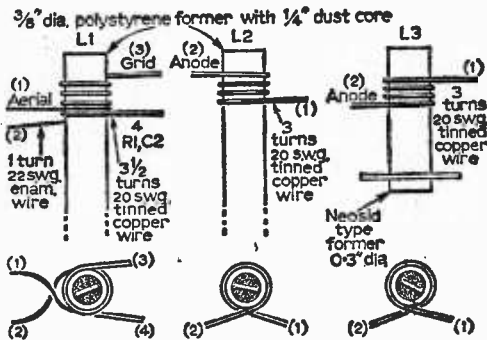


Fig. 6: Winding details of the coils.

For L2, three turns of 20 gauge wire, spaced one wire diameter, are needed.

The oscillator coil, L3, is critical; it should have 3 turns of 20 gauge tinned copper wire on a Neosid type former 0.3in. diameter, and having a core coded black.

All the windings should be a good tight fit on the formers and should be secured in position with polystyrene cement.

Beginner's TRANSMITTER

—continued from page 712

glow much brighter. The loading of the prototype was 35mA, which corresponds to an input of approximately 10W.

The transmitter may now be keyed and the note tuned in on the station receiver to check on the purity of the tone and freedom from key clicks, etc.

When the tests have been carried out and it is evident that everything is functioning as it should the transmitter is ready to go on the air. Disconnect the 15W bulb and plug in the aerial. Proceed to load up as for the dummy load and the rig is all set for its first QSO.

Operating Drill

One of the best ways of starting with a QRP

TABLE 1
Crystal frequencies for local oscillator operating at 10.7 Mc/s below the signal frequency.

BBC Transmitters	Oscillator Frequencies (Mc/s)		
	LIGHT	THIRD	HOME
Wrotham	78.4	80.6	82.8
Peterborough, Divis and Thrumster	79.4	81.6	83.8
Rosemarkie and Llandona	78.9	81.1	83.3
North Hessary Tor	77.4	79.6	81.8
Sutton Coldfield	77.6	79.8	82.0
Pontop Pike and Rowridge	77.8	80.0	82.2
Meldrum and Blaen Plwyf	78.0	80.2	82.4
Holme Moss and Orkney	78.6	80.8	83.0
Douglas	77.7	79.9	82.1
Kirk O'Shotts	79.2	81.4	83.6
Llangollen	78.2	80.4	82.6
Norwich	79.0	81.2	83.4
Les Platons (C.I.)	80.4	84.05	86.4
Oxford	78.8	81.0	83.2
Dover	79.3	81.7	83.7
Wenvoe	79.25	86.1	81.425

CRYSTALS

Crystals can be had from several sources, either as multiple units of three in a B7G glass envelope, or as single wire-ended units in transistor type cans; the latter were preferred for the prototype since they can be wired directly into circuit with short connections. The multiple units are available in combinations to suit most, though not all, reception areas, while the single units can be had to order for any desired frequencies. The frequencies required to receive the three BBC programmes in various parts of the country are set out in Table 1.

The order in which the crystals are connected to the switch S2 is a matter of convenience only but it must be arranged that the highest frequency unit is brought into circuit at the same time as the fixed tuning capacitor C6.

TO BE CONTINUED

rig is to listen first. If the station receiver is tuned to the crystal frequency a watch can then be kept for any station calling "CQ".

Remember that after a station has called CQ he will be listening carefully for a reply around the frequency and is more likely to hear you. If you crystal frequency is very quiet and no signals can be heard (most unlikely with today's crowded bands) then a "CQ" call may be tried.

It is best when working low power not to call CQ for too long a period. A three-by-three is sufficient—i.e., "CQ CQ CQ de G3XYZ G3XYZ G3XYZ" repeated three times, followed by AR and a period of careful listening. Listen carefully on the frequency; note the dial reading and then try up and down the band on either side. It may be that your CQ is being answered by another crystal controlled station whose crystal frequency is higher or lower than your own.

Simple Resistance Measurements

BY G. A. W. PARTRIDGE

Accurate and reliable methods of measuring resistance values

THERE are times when the value of resistors have to be determined fairly accurately. The various ways of doing this are well known. The colour code system and a large variety of test instruments on the market from simple ohmmeters to expensive bridge instruments are for this purpose. However, colour codes fade and even ohmmeters become unreliable.

The methods described here are very simple but unfortunately they are more often than not applied too roughly for such practical value. A little more time spent on these tests is well worth it.

Low Values of Ohms

It is sometimes necessary to measure a low resistance of only a few ohms, such as the type used to reduce a 12 volt supply to 6 volts. Such problems usually arise on low voltage heater supplies.

Fig. 1 shows how the ammeter and voltmeter method is used. A suitable battery, ammeter, and

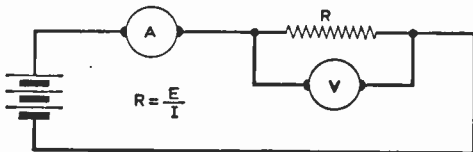


Fig. 1: Measuring low resistances using the ammeter and voltmeter method.

voltmeter are chosen. The battery must be large enough to maintain a steady current through the resistor without overloading it, but at the same time giving at least half-scale deflection on both instruments. The value of the resistor will be equal to the voltage divided by the current. The voltmeter must have a high internal resistance. For example if a resistor of 1Ω was being tested, and the voltmeter had a resistance as low as 100Ω, the error would be 0.01Ω assuming that both meter readings are accurate. It is, of course, essential that good quality instruments are used when a fairly high degree of accuracy is desired.

Kilohm Range

Resistors in the kilohm range can also be measured in much the same way, using a milliammeter and a very high resistance voltmeter, or preferably an electronic voltmeter. However, if such apparatus is not available a good moving coil instrument will do providing the following formula is used:

$$R = \frac{(E/I) R_v}{R_v - (E/I)}$$

where R = value of the unknown resistor
 E = voltmeter reading
 I = current in amperes
 R_v = voltmeter internal resistance.

For example, during a resistor test the voltmeter read 100 and the milliammeter 10. The voltmeter resistance was 100,000Ω. What is the value of R? (Fig. 1).

$$\begin{aligned} R &= \frac{(E/I) R_v}{R_v - (E/I)} \\ &= \frac{(100/100\text{th}) 100,000}{100,000 - (100/100\text{th})} \\ &= \frac{10,000 \times 100,000}{100,000 - 10,000} \\ &= \frac{1,000,000,000}{90,000} \\ &= 11,111\Omega. \end{aligned}$$

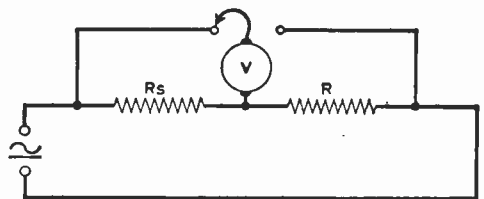


Fig. 2: Method for measuring high resistances.

Megohm Range

Resistors in the megohm region can be measured in the same way, but high voltages are required in order to give a suitable deflection on the microammeter. Fig. 2 illustrates a more suitable arrangement which enables voltages as low as 240 or less to operate the circuit. R_s is a resistor which has a known value. R is the unknown resistor. If the circuit is non-inductive a.c. can be used.

The voltmeter should have a resistance of about 10,000Ω per volt or more. In this test R_s was 500,000Ω and the applied voltage 240.

First, the voltmeter was connected across R_s and the reading was 50V. It is now connected across R and reads 100V.

$$R = \frac{R_s \times \text{voltage across R}}{\text{voltage across } R_s}$$

$$= \frac{500,000 \times 100}{50}$$

$$= 1,000,000\Omega.$$

The resistor R_s should be about the same as the unknown R so that the voltmeter reading will be on the same range, thus reducing error. All connections must be as tight as possible and the current steady while the readings are taken. Excessive heating must also be avoided.

METER RESISTANCE MEASUREMENTS

There are times when it is necessary to know the internal resistance of a milliammeter or voltmeter, especially the former, when it is desired to extend the instrument range. An instrument may read, say, from 0 to 100mA, and it is desired to extend its range to 1A. The resistance of the necessary shunt is calculated from:

Internal resistance of meter

Multiplying factor—1

It will be seen that it is necessary to know the internal resistance of the meter. The multiplying factor in this case is 10 because 1A is 10 times greater than 100mA.

Some instruments have their internal resistances marked on them or it is mentioned in an accompanying leaflet, but there are many cases where such information is not available.

The resistance of a voltmeter is usually given in *ohms per volt*, which is called the sensitivity. Therefore if a voltmeter is marked at 1,000 Ω per volt and reads from 0 to 100V, its total resistance is $1,000 \times 100 = 100,000\Omega$. Here again, this information may be unknown, and will therefore have to be measured if the range is to be increased.

Four methods of finding the internal resistance of an instrument are described here. It must be pointed out that good tight connections, especially when measuring small resistances, are most important. Extra resistance caused by a bad connection can lead to serious errors.

The Ohmmeter Method

The first described is the ohmmeter method which is the simplest. The resistance of a milliammeter is measured with a low reading ohm-

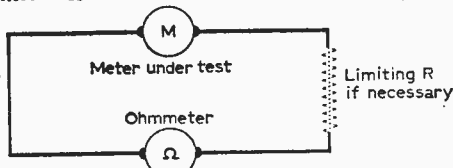


Fig. 3: Measuring internal meter resistances using an ohmmeter.

meter in just the same way as any other resistance (Fig. 3). A Wheatstone bridge or any other suitable measuring device can be used if available. The success of the test is, of course, largely dependent upon the accuracy of the resistance measuring instrument. If the milliammeter needle goes beyond full scale deflection, it is advisable

to reduce the test current by adding a small known resistor (Fig. 3) to the circuit, and then deduct its value from the ohmmeter reading which will give the milliammeter resistance.

Much the same idea applies when testing a voltmeter except that a higher reading ohmmeter may be required and no limiting resistor will be necessary. (Here again a Wheatstone bridge or any other resistance measuring instrument can be used.)

The Ammeter and Voltmeter Method

The ammeter and voltmeter method is illustrated in Fig. 4. It is more suitable for measuring the internal resistance of voltmeters than milliammeters. Note that the voltmeter under test measures its own test voltage so its accuracy must be taken

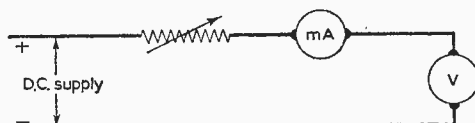


Fig. 4: The ammeter and voltmeter method of measuring the internal resistance of voltmeters.

into consideration. A suitable d.c. supply, usually derived from batteries, is adjusted by a rheostat until full scale deflection takes place on the voltmeter. The internal resistance is calculated by dividing the voltage by the current in amperes.

For example:

The voltmeter has a full scale deflection of 10V. After adjusting it to read this voltage the current is found to be 1mA. What is the internal resistance?

$$R_m = \frac{E}{I}$$

$$= \frac{10}{1/1,000}$$

$$= 10,000\Omega.$$

Therefore the sensitivity is $10,000 \div 10$, which is 1,000 ohms per volt.

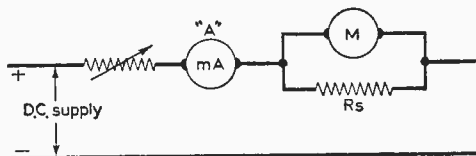


Fig. 5: The resistance comparison method.

The Resistance Comparison Method

The resistance comparison method (Fig. 5) can be applied to milliammeters and voltmeters. The standard resistor R_s must be as accurate as possible and about the same value as the unknown internal resistance of the instrument under test. R_s is connected in circuit first and the rheostat adjusted until a suitable deflection is indicated on the milliammeter A. Now the meter under test

—continued on page 745

RETURN-OF-POST SERVICE

We offer a really efficient Mail Order Service on all items stocked. All cash orders are dealt with on the day of receipt. ★ Hire purchase orders are subject to slight delay but this is kept to the absolute minimum.

● ILLUSTRATED LISTS

Illustrated lists are available on LOUDSPEAKERS, TAPE DECKS, TEST GEAR, GRAMOPHONE EQUIPMENT, AMPLIFIERS. Any will be sent free upon request.

● AMPLIFIER KITS

We have full stocks of all components for the Mullard 510, Mullard 3-3, Mullard 2 and 3 Valve Pre-amp, Mullard Stereo, Mullard Mixer, GEC912 Plus. Fully detailed list on any of these sent upon request. Instruction Manuals: All Mullard Audio Circuits in "Circuits for Audio Amplifiers" 9/5. GEC912, 4/6. All post free.

● TRANSISTORISE YOUR CRYSTAL SET

We have two new designs for Transistor amplifiers which can be used to greatly improve the signal from any crystal set. RL54 Kit, on stage 10/6; RL55 Kit, two stage 17/6, both post free. The kits are easy to build and very detailed instructions are supplied. Leaflet available.

● CLOSE TOLERANCE CONDENSERS

Radio Spares, first grade Silver Mica. Tolerance—up to 30pf. + 1pf. 47pf. up to 1". 1, 10, 15, 18, 22, 27, 33, 39, 47, 50, 56, 68, 75, 82, 100, 120, 150, 160, 200, 220, 250, 270, 300pf. All 9/4 each. 33, 39, 47, 50, 55, 68, 80, 800pf. All 1/- each. 100, 100, 200, 200, 270, 360, 470, 500pf. All 1/9 each. Postage extra.

● MINIATURE WIRE WOUND RESISTORS

3 watt, 5% tol. Size 1 x 1/4 in. 15, 25, 30, 39, 50, 68, 75, 100, 125, 150, 180, 200, 220, 250, 270, 300, 350, 400, 470, 680, 750, 820 ohms. 1k., 1.2k., 1.5k., 1.8k., 2.2k., 2.7k., 3k., 3.3k., 3.9k., 4.7k., 5.6k., 6.8k., 8.2k., All 1/6d. each. Postage extra on all above.

● NEW MULLARD CONDENSERS

Mullard Miniature Foil and Polyester condensers as used in the latest TV and Transistor sets. Miniature Foil, 30 volt working for Transistor sets. .01mf, 7/14; .022mf, 9d.; .047mf, 9d.; .1mf, 11d. Polyester Tubular Capacitors. Moulded outer case designed to withstand accidental contact with the soldering iron. Tolerance 10%. 125V. range: .01mf, .022mf, .047mf, all 9d. each. .1mf, 1/2; .22mf, 1/3; .47mf, 1/6; .1mf, 3/-; .400V. range: .001mf, .0022mf, .0047mf, .01mf, .022mf, all 9d. each. .047mf, 1/2; .1mf, 1/3; .22mf, 1/6; .47mf, 2/5. Postage extra.

● MINIATURE ELECTROLYTIC CONDENSERS

Latest miniature types by Mullard and Radio spares. RADIO SPARES. All 15 volt. 2mf, 4mf, 5mf, 8mf, 10mf, 16mf, 32mf, 50mf, 100mf, all 2/3 each. Postage extra. MULLARD. 2mf, 10v. 1/9; 4mf, 4v. 1/9; 10mf, 16v. 1/8; 16mf, 10v. 1/8; 25mf, 4v. 1/8; 25mf, 10v. 1/3; 32mf, 2.5v. 1/8; 32mf, 40v. 1/8.

● "SYNCHROTAPE" RECORDING TAPE

Low priced British tape, all reels fitted with leaders. Standard Play: 600L (5") 13/6; 850L (5") 17/-; 1,200ft. (7") 12/-; Long Play: 900ft. (5") 17/-; 1,200ft. (5") 20/-; 1,800ft. (7") 30/-; All Post Free.

● TAPE RECORDING EQUIPMENT

TAPE DECKS	Cash Price	Deposit	Hire Purchase Mthly/Pmts.
ALL CARRIAGE FREE			
COLLARO STUDIO, Latest model, Two track, Bradmatic Heads	£10.19.6	£2. 3.6	12 of 16/4
Four Track, Marriot Heads	£17.17.0	£3.12.0	12 of 26/2

MARTIN TAPE AMPLIFIER KITS

Tape Amplifiers	Cash Price	Deposit	Hire Purchase Mthly/Pmts.
For Collaro 8311-V 2-Track	£11.11.0	£3.11.4	12 of £12.12.0
Tape Pre-Amplifiers			
For Collaro 8312-CP 2-Track	£8.8.0	£3.12.4	12 of £9.9.0

Drop through assembly for mounting 8312 Pre-Amp under Collaro Deck, £11.1.6. Carrying Cases with speaker. For Collaro Deck and 8311 Amplifier £5.5.0.

H.P. TERMS available on decks, amp. and cases. Ask for quote. MULLARD TAPE PRE-AMPLIFIER KIT We stock complete kits and all separate components for the Mullard Tape Pre-Amplifier. Fully detailed list available.

● LOUDSPEAKERS

GOODMANS: Axlette 8in., £5.5.7; Axiom 10in., £6.5.11; 12in., Axiom 20, £10.7.0; 12in., Axium 30f, £14.10.0; 12in., Axium 31 Bass, £3.3.0; 12in., Axium 41 Bass, £13.14.0; Trebax Tweeter, £4.4.0; X05000 Crossover unit, £1.9.0. WHITELEY: HF106 10in., £7.0.0; HF102 10in., £4.7.6; HF816 8in., £6.0.0; T816 8in., £5.13.6; T10 Tweeter, £4.8.3; T359 Tweeter, £1.10.6; CX3000 Crossover unit, £1.11.6; CX1500 Crossover unit, £2.0.0. H.P. Terms available on all speakers.

● STEREO COMPONENTS

Morganite laged potentiometers as specified for the Mullard circuits. ★ Log/Amf-Log, 500k, 1 meg, 2 meg. ★ Log/Log, 50k, 250k, 1 meg, 2 meg. ★ Lin/Lin 250k, 500k, 1 meg, 2 meg. All 10/6 each. Postage extra.

● TRANSISTORS

MULLARD, Current production types, not rejects. All in makers' boxes. Postage 3d. on each. AF114, 11/-; AF115, 10/6; AF116, 10/-; AF117, 9/6; OC44, 8/3; OC45 8/-; OC70 and OC71, 8/6; OC72, 8/-; OC72-Matched Pairs, 16/-; OC78, 8/-; OC81, 8/-; OC170, 8/6; OC171, 9/-; Any other Mullard type obtained promptly. Ask for quotation.

● JASON F.M. TUNERS

We stock all parts needed for the construction of these excellent tuners. All parts can be supplied separately but we can offer attractive reductions in price if all items are purchased at same time as follows.

FMT1, £6.12.6; FMT2 (less power), £7.15.0. FMT2 (with power), £9.12.6; FMT3 (less power), £9.9.6. FMT3 (with power), £11.7.6. Mercury 2, £10.14.6. JTV2, £14.12.6. Hire Purchase Terms available. Ask for list.

● P.W. STRAND, MAYFAIR & SAVOY UNITS

We stock parts for the P.W. Strand Amplifier, Mayfair Pre-Amplifier and Savoy FM Tuner. Detailed price lists are available.

● LATEST TEST METERS

AVO Model 8 Mark II	Cash Price	Deposit	Hire Purchase Mthly/Pmts.
AVO Model 8 Mark II	£24. 0.0	£4.16.0	12 of £1.15.2
AVO Multimeter Mark 4	£21. 0.0	£4. 4.0	12 of £1.10.10
T.M.K. TP10	£9.10.0	£1.18.0	12 of £1.14.4
T.M.K. TP58	£3.19.8	£1. 3.6	3 of £1.2.0
T.M.K. Model 500	£5.19.6	£1.15.6	3 of £1.11.4
FAYLOR MODEL 123A	£8.19.6	£1.15.6	12 of £1.9.8
CARY A10	£10.10.0	£2. 2.0	12 of £1.5.8
CARY B-20	£4.16.0	£1. 7.6	3 of £1.6.8
CARY M-1	£6.10.0	£2. 0.0	3 of £1.13.4

Full details of any of the above supplied free on request. The AVO models 7 and 8 are both latest models from current production—not to be confused with Government Surplus.

● OUTPUT TRANSFORMERS

GILSON: W0696A, W0695B, 50/6, post 2/6 W0710, 55/6, post 2/6. W0892, 62/3, post 2/9; W0767, 27/-; post 1/6. W01795A, 57/6, post 2/6. W01932, 84/-, post 3/-. PARTRIDGE: P3667, 75/-, post 2/9. P4131, 75/-, post 2/9. PARMERKO: P2629, 47/6; P2642, 45/-; P2643, 47/6. All plus post 2/9; P2641, 29/6, post 2/-; P2926, 17/-, post 2/-; P2932, 41/-, post 2/6. ELSTONE: OTM/L, 49/6, post 2/9; OT/3, 27/6, post 2/6.

● MAINS TRANSFORMERS

GILSON: W0714A, 63/-, post 4/-; W0839, 49/9, post 2/9; W01238, 58/6, post 3/6; W01288, 58/-, post 3/6; W01566, 80/-, post 4/6; W01341, (Clock 36). PARMERKO: P2631, 35/-, post 2/9; P2630, 54/9, post 3/3; P2644, 78/6, post 4/-; P2930, 41/-, post 3/-; P2931, 56/9, post 3/3. ELSTONE: MT/MU, 49/6, post 3/3; MT/3/M, 38/6, post 3/-; MT/510, 46/3, post 3/3.

● GRAMOPHONE EQUIPMENT

ALL LATEST MODELS	Cash Price	Deposit	Hire Purchase Mthly/Pmts.
ALL POST FREE			
GARRARD AUTOSLIM (Mono PU)	£7. 2.6	£1. 8.6	12 of 11/2
GARRARD AUTOSLIM De-Luxe AT6 (Mono PU)	£11. 9.0	£2. 6.0	12 of 16/11
GARRARD AUTOSLIM AT6 (Stereo/Mono PU)	£12. 5.4	£2. 9.4	12 of 18/-
B.S.R. UA14 (TC8 Mono PU)	£6.19.6	£1. 7.6	12 of 11/-
B.S.R. UA14 Monarch (TC8 Stereo/LP78)	£7.19.6	£1.11.6	12 of 12/4
B.S.R. UA16 (TC8 Mono PU)	£7.19.6	£1.11.6	12 of 12/4
B.S.R. UA16 (TC8 Stereo/LP78)	£8.19.6	£1.15.6	12 of 13/8
B.S.R. TU2 (TC8 Mono PU)	£3.17.6	£1. 4.6	3 of £11.0
B.S.R. GU2 (TC8 Mono PU)	£4.16.8	£1. 8.8	3 of £11.8
GARRARD SR10 (Mono PU)	£5. 9.11	£1.12.11	3 of £19.0

● TRANSCRIPTION UNITS

GARRARD 416 (GC8 PU) £12.6.6 £3. 6.6 12 of £14.5
 PHILLIPS AG106 (S/M PU) £12.10.0 £2.10.0 12 of 18/6
 Many of the above can be supplied for stereo working. See our Gramophone Equipment List for details.

★ TERMS OF BUSINESS

Cash with order or C.O.D. We charge C.O.D. orders as follows: Up to £5, minimum of 4/2. Over £5 and under £10, 2/8. Over £10, no charge. Postage extra on CASH orders under £5 except where stated. Postage extra on overseas orders irrespective of price.

WATTS RADIO

(MAIL ORDER) LTD.

54 CHURCH ST., WEYBRIDGE, SURREY

Telephone: Weybridge 47556

Please note: Postal business only from this address
 Callers welcome by appointment

★ HIRE PURCHASE TERMS

Available on any item. Repayments over 3, 6 or 12 months as below. Three months: Deposit 6/- in the £. Service charge 5%. minimum charge 10/-. Six months: Deposit 5/- in the £. Service charge 7.5%. minimum charge 15/-. Twelve months: Deposit 4/- in the £. Service charge 10%, minimum charge 20/-.

WEYRAD

6-TRANSISTOR 2-WAVE SUPERHET RECEIVER MODIFICATIONS NOW AVAILABLE FOR 500 mW OUTPUT

ROD AERIAL—RA2W

6 in. long, $\frac{3}{8}$ in. diameter, connections to tags on Coils. For 208pF tuning capacity. Complete with Car Aerial Coil 12/6

OSCILLATOR COIL—P50/1AC

M.W. covered with 176pF tuning capacity, L.W. by extra padder 5/4

I.F. TRANSFORMERS

1st and 2nd Stage—P50/2CC 5/7
(2 required)


3rd Stage—P50/3CC

... .. 6/-

DRIVER TRANSFORMER—LFD4 9/6

OUTPUT TRANSFORMER—OPT1 10/6

PRINTED CIRCUIT—PCA1 9/6



In response to many requests we have redesigned the output stages to give 500 mW and to enable a standard 3 ohm Speaker to be used. Full details of the simple changes are given on a separate leaflet available on receipt of stamp.

CONSTRUCTOR'S BOOKLET WITH FULL DETAILS 2/-

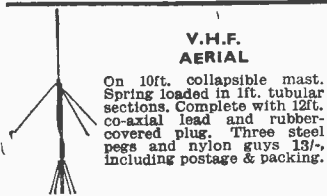
TRANSISTOR A.F. AMPLIFIER TYPE A.F.1—LOW IMPEDANCE INPUT, 3-TRANSISTOR, 500 mW OUTPUT, FULLY ASSEMBLED WITH VOLUME CONTROL 63/6

WEYMOUTH RADIO MANUFACTURING CO., LTD.
REGENT FACTORY, SCHOOL STREET,
WEYMOUTH, DORSET

CRYSTALS & COMPONENTS LTD

TEL: TEM 1189 Dept. P.W. 15 2. 4 EARLHAM STREET, W.C.2.

Off Shaftesbury Avenue by Cambridge Circus. A few minutes' walk from Leicester Square or Tottenham Court Road Underground Stations. HOURS OF BUSINESS: 9 to 6. Saturdays 9 to 1. OPEN ALL DAY THURSDAY



V.H.F. AERIAL

On 10ft. collapsible mast. Spring loaded in 1ft. tubular sections. Complete with 12ft. co-axial lead and rubber-covered plugs. Three steel legs and nylon guys 13ft. including postage & packing.

QUALITY CARBON MIKES

In heavy metal case with press-to-talk switch on top. 9/6, plus 2/- P. & P.

WIRELESS SET NO. 19

Complete with original power supply unit for 12 volts input. Transmitter/Receiver covering 2-8 Mc/s and V.H.F. and 240 Mc/s. 6 valve superhet receiver and 6 valves in Transmitter. Using I.F. of 465 Kc/s. For voice and C.W. In good condition not tested. 24/17/6. Plus £1 packing and carriage. Microphone and headset for this set 17/6 plus 2/6 post and packing. 19 Set Variometers, 17/6, plus 2/6 P. & P. Control Box for 19 set, 10/-, plus 2/- P. & P. Booklet with circuits and instructions free with set or separately 2/9 post paid.


CRYSTALS !!!

LARGE RANGE OF 10X, 10XJ, FT243, FT241 CRYSTALS ALWAYS IN STOCK

Send stamped and addressed envelope for our free, comprehensive list.

BARGAIN PACKS

Assorted packets of 100 brand new Resistors including miniature and high stab. 12/6 POST PAID. All useful values. Condensers, 100 assorted, including mica, ceramic, metal tubular, etc... 15/- post free. 12 Assorted Pots. All new and useful sizes 12/6, post paid. Components Package containing 3 useful size pots, 3 wafer switches, 50 assorted resistors and condensers including electrolytic and ceramics. ALL NEW 15/-, Post Paid.



TYPE 38 TRANS/RECEIVERS

Brand new. Operating on 7.4 to 9 Mc/s. Trans/Receivers. Complete with headphones, throatmicrophone, junction box and aerial rods. Operate on 150 volts HT & 3 volts LT dry batteries. Complete less batteries and not tested. 42/6 per set plus 6/6 post. Or £4 per pair plus 10/- post and packing.



L.T. TRANSFORMERS

Pri.: 240 volts. Output 6.3 volts 5 amps. 9/6, post 2/6. Pri.: 240 volts. Output 17 volts 1 amp. 9/6, post 2/-.

TERMS OF BUSINESS

CASH WITH ORDER. Handling charge of 1/6 on all orders under 20/- where P.P. is not otherwise stated. Postage charges indicated apply to U.K. only. C.O.D. orders min. £1.

The Progressive PORTABLE

By R. F. Graham

A SINGLE transistor, in a Class A output stage and used with a sensitive loudspeaker, will give good loudspeaker volume. Volume is naturally not so great as when two transistors are employed in a Class B or push-pull stage but is nevertheless adequate for ordinary listening.

A suitable output stage, using an OC72, is shown in Fig. 4. The frequency changer (Tr1), intermediate frequency amplifier (Tr2), and OC71 audio amplifier Tr3 are already present. The extra components needed are thus $8\mu\text{F}$ and $50\mu\text{F}$ capacitors, 39Ω , $2.2\text{k}\Omega$, $2.7\text{k}\Omega$ and $12\text{k}\Omega$ resistors. OC72 transistor, output transformer and loudspeaker.

Assuming that the push-pull output stage will eventually be made, a matched pair of OC72's should be obtained. The output transformer can also be that intended for the push-pull stage, the whole primary being connected, and the centre tap being unused for the present.

The loudspeaker is bolted behind the aperture provided, and the Perspex panel will act as a baffle, so that reproduction is good, even with the set out of its cabinet.

The output transformer T1 is mounted just above the plywood base, the same side as the volume control—that is, in the same position as for the complete 6 transistor receiver. The transformer listed has two lugs. These pass through slots made by drilling two or three small holes closely side by side. The lugs are then twisted, to secure the transformer.

If the receiver has already been used with phones, in the way described, no trimming or other adjustments will be needed. (The headphones were connected in place of the $2.7\text{k}\Omega$ R10 resistor in Fig. 4.)

A meter may be included in one battery lead, to test working, and it should read approximately 20mA , with a $7\frac{1}{2}\text{V}$ supply. Current will remain fairly steady, irrespective of volume, and this is usual with a Class A stage. The actual current depends on exact resistor values and the transistor, and anything between about 15mA and 25mA may be encountered. The second OC72 may be tried in the circuit, if desired, and should give similar results.

The steady drain of about 20mA is easily within the capacity of the round cell type of $7\frac{1}{2}\text{V}$ battery e.g. AD38), and this kind of battery is preferred to miniature layer type battery. When the Class B stage is fitted, very much greater volume will be

This receiver is built in successive stages, each new stage adding to the performance of the set and culminating in a six-transistor, two-waveband portable.

CONTINUED FROM PAGE 669 OF THE NOVEMBER ISSUE

obtainable, and current consumption will be smaller, except at maximum volume.

Second I.F. Amplifier

It is convenient to add the second intermediate frequency amplifier next. The receiver will then have five transistors, and will give a very good performance, with much increased sensitivity to weak signals.

In the new circuit, the $5\text{k}\Omega$ potentiometer VR1 acts as an audio volume control, no longer controlling the sensitivity of the i.f. amplifier, as in the simpler circuit. Wiring is also slightly changed, to obtain some measure of automatic volume control. This a.v.c. voltage is applied to the first i.f.

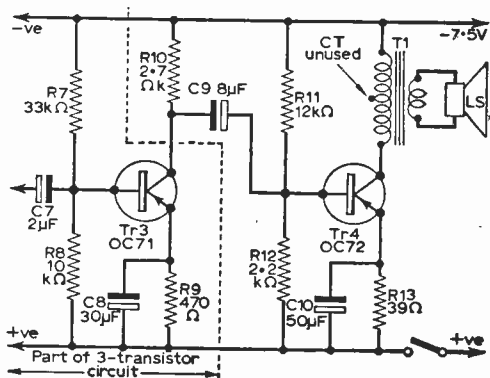



Fig. 4t Class A output stage with R-C coupling.

amplifier, through the $8.2\text{k}\Omega$ resistor in Fig. 5, the voltage being provided by the diode. Automatic volume control helps to prevent overloading on powerful local stations, and to some extent reduces the effect of fading, or changes in volume, experienced with some transmissions.

The frequency changer, as already made and adjusted, remains untouched. The a.f. amplifier and output stage are also unchanged. The new wiring is thus confined to that part of the receiver shown in Fig. 5.

The new transistor is Tr5 and the third i.f. transformer is inserted in position. As the first i.f. stage transistor Tr2 originally fed the diode



A view of the receiver in an advanced stage of construction.

detector stage, this lead and the old volume control connections, have to be removed. The extra i.f. stage (Tr5, IFT3) is then wired up according to the circuit in Fig. 5. The arrangement of components and wiring should be as in the finished receiver wiring diagrams.

With the new stage added, current consumption (as shown by the meter in one battery lead) will be only very slightly increased, the increase being roughly 1mA. If the meter shows a heavy current, switch off at once and check wiring.

The extra intermediate frequency transformer (IFT3) is adjusted by engaging its core with the insulated tool described and slowly rotating this for best volume. Slight readjustment of IFT1 and IFT2 will also be necessary for peak performance. If a signal generator is available the IFT's can be aligned at 470kc/s. If not, adjustments are made in the way already described for the simplified receiver.

The increase in sensitivity should be very marked, and many more stations should be heard,

at adequate volume. The volume control will give a smooth adjustment of volume, from zero to maximum (fully clockwise) as it no longer controls sensitivity, as in the simpler circuit.

During subsequent additions, such as providing for Long Wave reception, and converting to a push-pull output stage, no changes at all will be made to the intermediate frequency amplifier. It is thus worth checking that this part of the set is operating well.

If alignment is correct, each i.f. transformer core can be "tuned" to a setting which gives best volume, and no core will be in an extreme position, either right in, or very far out.

Aligning at some frequency a little removed from 470kc/s has virtually no effect on sensitivity, and may be expected, if a signal generator is not available. Final adjustments should always be made with a weak signal. That is, set volume control at maximum, and find a weak station, or rotate the receiver to reduce signal pick-up by the aerial rod.

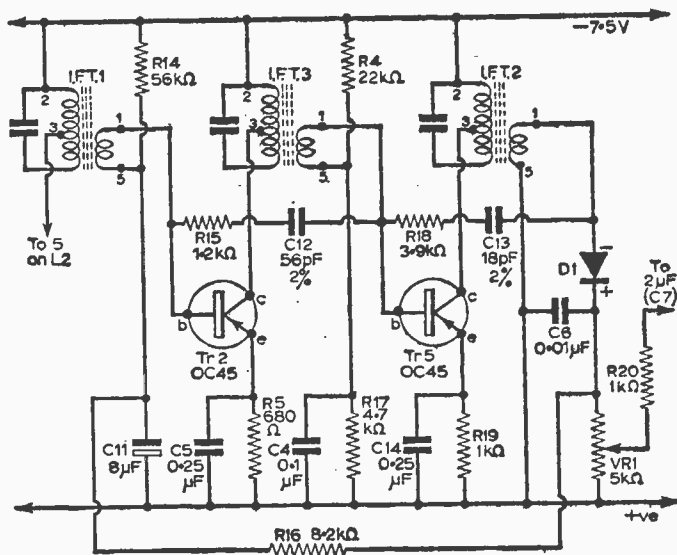


Fig. 5: The modified i.f. amplifier with additional stage (Tr5).

The Cabinet

An attractive cabinet of very simple design can be made quite easily, as shown in Fig. 6. The cabinet is in the form of a case with handle and open top, so that the receiver can be placed in it complete with battery, and as a working unit.

The actual receiver is 3in. x 8½in. x 6½in. The cabinet is 6½in. deep inside, so that the receive panel is slightly sunk. This dimension is no critical. The cabinet must, however, just clear the receiver, and is thus about 3½in. x 8½in., inside. It is equally satisfactory to make the cabinet 3in. x 8½in., if the receiver is just enough under these dimensions to give clearance.

The bottom, two sides, and back are cut, and glasspapered smooth, if necessary. For the dimensions given, sides and bottom must be

SUMMARY OF REQUIREMENTS FOR SECOND AND THIRD STAGES


Class A Output Stage (Fig. 4)

Resistors: R10-R13
Capacitors: C9-C10
Transistors: Tr4
Transformers: T1

Second I.F. Stage (Fig. 5)

Resistors: R14-R19
Capacitors: C11-C14
Transistors: Tr5
Transformer: IFT3

Just a few of our BARGAINS



1. **A.M. F.M. PERMEABILITY TUNER FOR ALL TRANSISTOR OPERATION.** Size 2½ x 2½in. approx. By famous manufacturer. A.M.-I.F. 470Kc/s. F.M.-I.F. 10.7 Mc/s. A.M. coverage from 1620 Kc/s-525 Kc/s. F.M. coverage 108Mc/s-88Mc/s. Circuit diagram 2/6. FREE with Tuner. 25/-, 1st, 2nd, 3rd A.M. I.F.'s, 12/6 set. 1st, 2nd, 3rd and 4th F.M. I.F.'s, 12/6 set. V.H.F. Osc. choke, 1/-, A.M. I.F. trap 1/8. A.P. 114 and A.F. 115, 5/- each. All the above are the RF end of an AM/FM receiver car radio, etc. The above six items purchased together £2.10.0.
2. **TRANSISTORISED POCKET RADIO** with printed circuit, mini-circuit, high gain ferrox slab aerial. No aerial or earth required. To build yourself for completely personal listening. 4½ x 3½ x 1½in. Luxembourg in favourable areas Only 21/-. P. & P. 2/6. All parts available separately.
3. **A.C./D.C. POCKET MULTI-METER KIT.** 2in. moving coil meter scale, calibrated in A.C./D.C. volt, ohms and milliamperes. Voltage range A.C./D.C. 0-50, 0-100, 0-250, 0-500. Millamps 0-10, 0-1000 Ohms ranges 0-10,000, 0-100,000, 19/6. P. & P. 2/-. Wiring diagram 1/- free with parts.
4. **SIGNAL GENERATORS:** Cash £7.5.0, or 30/- deposit and 6 monthly payments of 21/6. P. & P. 6/6. Coverage 100 kc/s to 100 Mc/s on fundamentals and 100 Mc/s to 200 Mc/s on harmonics. Cases 10 x 6½ x 5½in. Three miniature valves and Metal Rectifier. A.C. mains 250/250v. Internal modulation of 400 c.p.s. to a depth of 50 per cent. Modulated or unmodulated R.F. output continuously variable 100 millivolts. C.W. and mod. switch, variable A.F. output. Magic eye as output indicator. Accuracy 2 per cent.
5. **SIGNAL GENERATORS.** Cash £5.5.0. P. & P. 6/6. Coverage 120 kc/s to 84 Mc/s. Case 10 x 6½ x 4½in. Size of scale 4½ x 3½in. 2 valves and rectifier. A.C. mains 230-250v. Internal modulation of 400 c.p.s. to a depth of 50 per cent. Modulated or unmodulated R.F. output continuously variable 100 millivolts. C.W. and mod. switch variable A.F. output and moving coil output meter. Accuracy ± 2 per cent.
6. **STAAR 45. 9 v. BATTERY RECORD PLAYER** complete with pick-up and deck. A completely portable player. Head protected by plastic dome with a brush which cleans the stylus as it rises into playing position. 45 r.p.m. Auto on-off switch governed motor, attractive two-tone grey finish, £2.9.6. P. & P. 2/-.
7. **50 MICRO-AMP METER** movement by world famous manufacturer. Size 2 x 2½in. 25/- plus 1/-.
8. **ALTITUDE METER** 180 degree scale. 3in. diameter. Would make ideal car-rev. counter. £1 plus 2/6 postage and packing.
9. **CHANNEL TUNER I.F.** 16-19 Mc/s. Continuously variable from 174-216 Mc/s. Valves required—PCF80 and PC84 (in series). Cover BBC and ITA ranges. Also Police, Fire and Taxi, etc. Brand new by famous maker, 10/-, P. & P. 5/-.
10. **S.E. MONARCH UA14 WITH PUL-FI HEAD.** 4-speed, plays 10 records, 12in., 10in. or 7in. at 16, 33, 45 or 78 r.p.m. Intermixes 7in., 10in. and 12in. records of the same speed. Has manual play position: colour brown. Dimensions: 12½ x 10½in. Spares required above baseboard 4½in., below baseboard 2½in. Fitted with Pul-Fi turnover crystal head, £6.19.6. P. & P. 6/6.
11. **POCKET MULTI-METER.** Size 3½ x 2½ x 1½in. Meter size 2½ x 1½in. Sensitivity 1,000 O.P.V. on both A.C. and D.C. A.C. and D.C. volt. 0-15, 0-150, 0-1,000. D.C. current 0-150 mA. Resistance 0-100KΩ Complete with test prods, battery and full instructions, 35/- Plus 1/6 P. & P.
12. **3-watt PUSH-PULL 4 VALVE AMPLIFIER** plus METAL RECTIFIER. A.C. mains 200-250 v. Size 10½ x 6½ x 2½in. 4 valves. For use with all makes and types of pick-up and mike. Negative feed back Two input, mike and gram, and controls for same. Separate controls for Bass and Treble lift. Response flat from 40 cycles to 15 kc/s. 2 dB down to 20 kc/s. Output 8 watts at 5 per cent total distortion. Noise level 40 dB down all hum. Output transformer tapped for 3 and 15 ohms speech coils. For use with 8Ω, or L.F. records, musical instruments such as guitars, etc. Suitable for small halls, £8.19.6. P. & P. 6/-. Crystal mike to suit 15/-, P. & P. 2/-. 8in. P.M. Speaker to suit, 12/6. P. & P. 2/-.
13. **INDOOR AERIAL for ITV/BBC/FM.** Complete with standard co-axial plug. Heavy chrome extending dipoles—7ft. fully extended. Plug straight into T.V. or VHF Tuner. Fully directional, 10/6. P. & P. 1/6.
14. **10 MORE FLAT BATTERIES.** Charge your own battery overnight with this wonderful little charger. Output 6 and 12 volts, 2 amps. Input 200-250 v. A.C. mains. Mains fuse incorporated. Attractive silver hammer finished case, 6 x 3 x 3ins. Complete with leads and battery clips only 21/-. P. & P. 3/6.

RADIO & T.V. COMPONENTS
[ACTON]
LIMITED

**21b HIGH STREET
ACTON, LONDON, W.3.**

**ALL ENQUIRIES S.A.E.
GOODS NOT DISPATCHED OUTSIDE U.K.**

Shop hours 9 a.m.—9 p.m. Early closing Wednesday



Wide-range Transistorised
SIGNAL GENERATOR—Model 27
Range 150 Kc/s to 350 Mc/s.

- ★ Accuracy better than 2%
- ★ Directly calibrated
- ★ Battery operated
- ★ Compact and light

£7.18.6

with test lead and battery.
Post and Packing 3/6 extra.

Trade and Export Enquiries Invited

NOMBREX INSTRUMENTATION

Wide-range Transistorised
AUDIO GENERATOR—Model 63
Range 10—100,000 c/s.

- ★ Laboratory Standard Specification
- ★ Sine and Square Wave
- ★ Direct Frequency Calibration
- ★ Accuracy and Low Distortion
- ★ Calibrated Output Voltage
- ★ Battery Operated and Compact

£15.0.0 complete with
test lead

Battery 2/3. Post and Packing 3/6.



Wide-range Transistorised
C.R. BRIDGE—Model 62
6 Ranges: 1Ω to 100MΩ
1pF to 100μF

- ★ Visual null indicator
- ★ Power Factor check
- ★ Electrolytic leakage test
- ★ Battery operated

£7.23

including battery.
Post and Packing 3/6 extra.

S.A.E. for full technical leaflets

NOMBREX LTD. Instruments
Division 67

ESTUARY HOUSE, CAMPERDOWN TERRACE
EXMOUTH, DEVON. Phone: 3515.

What READERS SAY About . . .

THE COMMON



CORE SERIES

" . . . Wish to congratulate you for publishing one of the best-ever series dealing with this complex subject . . . "

" . . . As a lecturer I am finding these of great assistance and congratulate you on publishing such excellent books . . . "

" . . . Your books seem to explain things much more easily. I wish they were on sale when I had to learn radio . . . "

" . . . I have all the previous sets, namely: 'Basic Electricity', 'Basic Electronics' and 'Basic Synchros & Servomechanisms' and will mention that it's truly one of the best I've studied . . . "

BASIC ELECTRICITY — IN FIVE PARTS BASIC ELECTRONICS — IN SIX PARTS

As used by Industry, and the Armed Forces of the Commonwealth

COUPON - SEND NOW!

OR ASK YOUR BOOKSELLER

To THE TECHNICAL PRESS LTD.
112 Westbourne Grove, London, W.2.

Please send me your FREE prospectus describing
the COMMON-CORE SERIES.

NAME _____

ADDRESS _____

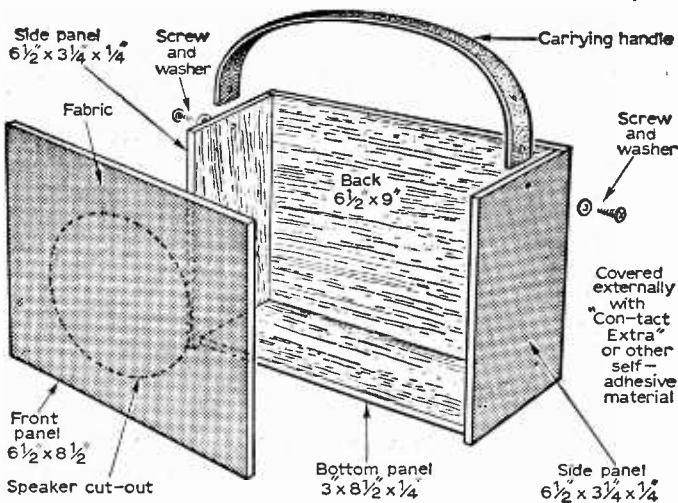


Fig. 6: Construction details of the cabinet.

1/4 in. thick wood. The back is of smooth hardboard. After these parts have been checked for accuracy, meeting surfaces are glued, and they are secured together with panel pins. This makes a box 6 1/2 in. x 8 1/2 in. x 3 1/4 in. inside dimensions.

When the glue is dry, edges and corners are smoothed with glasspaper on a block. Pin heads should be flush, or should be levelled with a file.

This part of the cabinet is then covered entirely on the outside with a single piece of self-adhesive material, as used in kitchens, etc. The wood should be free from dust. Begin by placing the back of the cabinet near the centre of the material. Smooth

out to avoid wrinkles. Each side can then be done, cutting with scissors at the corners. Finally, the bottom is covered. The material laps right over the edges of the wood and hardboard, and should be large enough to extend for an inch or so inside.

The front is cut from 3-ply with a 4 1/4 in. diameter hole. A strong silk, cloth, or similar material is stretched over this board, and overlaps all edges, again extending somewhat on the inside surface, where it is glued. The material can be held taut with pins until the glue is dry. A metal fret is not recommended.

The covered front piece should be a tight fit in the cabinet, and meeting surfaces are smeared with adhesive, before it is inserted. In the cabinet illustrated, the cabinet was covered with a mottled red adhesive material, with a yellow cloth front.

A carrying handle is made from any strong, flexible material, and is held by two screws. Washers are placed under the screw heads.

The finished cabinet has a modern, pleasing appearance, and is intended to take the receiver immediately. It can then be carried and used as wanted. The colours used can be according to choice. If ready-planed wood, of the required width and thickness, is purchased, the whole cabinet can be made very readily, and with few wood-working tools or skill.

TO BE CONCLUDED

Simple Resistance Measurements

—continued from page 738

is substituted for Rs and the deflection on milliammeter A again noted, the rheostat setting remaining the same.

The internal resistance of the meter is:

$$\frac{\text{Standard resistance} \times \text{current through meter}}{\text{under test}}$$

Current through standard resistor.

For example, the current taken by the meter under test was 100mA, and the standard resistor passed 50mA, its value was 10Ω. What is the internal resistance of the meter?

$$= \frac{10 \times 100}{50} = 20\Omega$$

The accuracy of the standard resistor is most important here, so a reliable standard must be chosen.

The more sensitive the instrument the greater its internal resistance. A milliammeter may have an internal resistance of several ohms as compared to an ammeter, which would be less than one ohm.

Next Month—Inductance Measurements

★ ★ ★ ★ ★ ★ ★ ★ ★ ★

SEND A

“PRACTICAL”

CHRISTMAS GIFT


★ You're holding the ideal Christmas gift in your hands now. Yes, PRACTICAL WIRELESS. Why not send a year's subscription for this invaluable magazine to friends who are radio enthusiasts. It's a present you know they'll appreciate. And each new issue will be a renewal of your best wishes... month in, month out, right up until Christmas 1964.

★ Simply send your friends' names and addresses, together with your own and remittance * to cover each subscription to The Subscription Manager (G.2), PRACTICAL WIRELESS, Tower House, Southampton Street, London, W.C.2. We will despatch first copies to arrive in time for Christmas, and send an attractive Christmas Greetings Card in your name to announce each gift.

★ * RATES (INCLUDING POSTAGE) FOR ONE YEAR (12 ISSUES): U.K. AND OVERSEAS £1. 9s. 0d., U.S.A. \$4.25.

★ To make sure of your own copy why not place a regular order with your newsagent!

★ ★ ★ ★ ★ ★ ★ ★ ★ ★



On Your Wavelength

By THERMION

with the public telephone service for the benefit of passengers wishing to make private calls. After all this same facility is now available (in certain parts of the country) to private motorists. I do hope that the G.P.O. (currently engaged on a sales campaign to boost the use of the telephone) is prodding British Railways in this connection.

Vulnerable Police Radio

While writing on the subject of v.h.f. radio telephones, another example of lack of technical enterprise by the powers that be comes to mind.

You may recall a short while ago that during investigations into a large scale robbery the police imposed a ban on the use of their radio telephone network. It is incredible that such a body as the police should at any time find it necessary to deprive themselves of a very convenient and flexible method of communication, and have instead to make recourse to line systems with their dependence on fixed installations. The reason (as stated publicly) for this self-imposed embargo was that criminals are known to monitor the police radio. This is not surprising; what is surprising, however, is the failure to use a scrambling system to render the signals unintelligible when received by an unauthorised person.

Speech scrambling devices have long been employed on official telephone line circuits and also on transatlantic radio telephone services. The G.P.O. takes care to protect the conversations of private individuals from etheric eavesdroppers, but the same protection cannot apparently be given to an important service such as the police.

A few years ago one could have been told that the very size of the equipment necessary to 'scramble' ruled out the possibility of its incorporation into a mobile station. This cannot be true in the age of semiconductors, subminiaturisation and satellites!

T.T. Solution

I must thank all who wrote to me about the little problem entitled 'Tape Teaser'.

For those unfamiliar with the technique employed in the Language Laboratory and who may still be puzzled, I must explain that the answer lies in the use of a two-track recording system with special head and amplifier switching arrangements. One track is controlled by a preset type switch (inaccessible to the student). The tutor first records on this track and then sets this switch to play. The equipment is now ready for student use.

The second track is under the control of the student who can record and replay in the normal manner. Output from the tutor's track is fed continuously into the headphones, and when the student switches to replay he hears in addition the output from his own track.

THESE are significant times in the history of wireless communication. Extensive research into materials and components with accompanying advances in circuit techniques have resulted from man's determination to explore space.

So then, as we stand on the threshold of a new era in telecommunications, perhaps it would be a good thing to ponder over some of the ways wireless (or radio) communication is at present employed in our everyday affairs: perhaps we can think of further applications that would be of benefit to the general public. Many of you will have your own ideas on this subject, and I will confine myself to giving one illustration of this kind.

Radio Telephones and the Railways

Many important services such as police, fire, ambulance, and air-sea rescue, and also various commercial undertakings, make use of v.h.f. radio telephone networks to maintain contact between vehicles and fixed control centres. On the other hand one can think of other organisations still relying on time honoured methods of communication, although radio has obvious advantages to offer.

The railways, for example, seem reluctant to make any widespread use of radio. This is no doubt explained, to some extent at least, by the excellent system of line communication and visual signalling that has been built up over the years for operational purposes. But what of the passengers? When setting out on a long journey by train, one has to accept complete isolation from the rest of the community for the duration. True, we know that in a real emergency the guard can throw a message out onto a station platform as the train thunders past, but is this good enough in the day of the communications satellite?

There would seem to be no technical obstacle to the use of two-way radio on modern trains. Surely at least a start could be made by providing a radio link with signal boxes along the line. On certain long distance trains a further development would be justified in the provision of a radio link

THE NEW NORCOL "GNOME"!

2 SPEED PORTABLE RECORD PLAYER KIT

We proudly present this fine new unit as the best value for money available. The volume and quality are superb and the finish of the cabinet so good that we are able to offer an **IMMEDIATE CASH REFUND** if not delighted. Ideal for the new 33 $\frac{1}{3}$ rpm 7-inch American records.



Long Life on One 9V battery (3/9 ex.)
All parts available separately.

A PERFECT XMAS GIFT


- ★ Beautifully made two-tone blue and grey cabinet with gilt handle and trim. Only 9 $\frac{1}{2}$ x 7 x 5in.
- ★ Hi-Flux 8 x 3in. Speaker with Ceramic Magnet.
- ★ 4-Transistor Amplifier on clearly marked printed circuit.
- ★ Latest "STAAR" KT/4 2-speed turntable unit with automatic speed control.

This unit is a winner and we confidently predict that when customers see the quality and finish they will agree that it is equal to or better than units costing nearly double the price.

COMPLETE KIT £7.19.6 P.P. 3/9
(with plans) ONLY
(Amplifier assembled and tested, 5/- extra).

"NOMAD"

SEVEN TRANSISTOR TWO WAVEBAND BRAND NEW DESIGN FOR CAR RADIO AND GENERAL PURPOSE GIVING ONE WATT OUTPUT WHEN CONNECTED TO ANY STANDARD 3 ohm SPEAKER



Size: 7 x 5 x 1 $\frac{1}{2}$ in. Building Plans 2/6 (Free with kit).

This versatile unit has been designed to fit into a variety of cases and all components, down to control knobs and battery clips, are supplied together with clear illustrated plans. It gives a superb performance with dozens of stations including Luxembourg when connected to a 9 volt battery and speaker.

ONLY **£6.19.6** COMPLETE P.P. 2/-.

TIMBER (LEATHERETTE) RADIO CABINETS

Attractive Grey with gilt grille, Ivory trim and carrying handle. (14 x 7 x 4 inches). BARGAIN AT **30/-** Knobs 3/9.

TERRIFIC VOLUME !!

WITH THE

▶ P.W. 6-TRANSISTOR ◀

Medium and Long Wave Pocket Superhet THE CONTINUED POPULARITY OF THIS FAMOUS SET IS PROOF OF ITS VERY HIGH QUALITY AND FINE PERFORMANCE

- 700 mW Push-Pull Output on 2 $\frac{1}{2}$ in. P.M. Speaker.
- Printed Circuit.
- Guaranteed first grade Miniature Components.
- High Q Internal Ferrite Rod Aerial.



BUILDING PLANS 2/-, **£7.19.6** P.P. 2/-, Complete. (Free with Kit)

The 'NORPAK'

MAINS POWER PACK KIT FOR TRANSISTOR RADIOS

Boosts and greatly extends life of old batteries. In attractive two-tone plastic case. Assembled in an hour. Miniature Size 4 x 2 x 1 $\frac{1}{2}$ in. Normal output 9 v. 100 mA. Full Mains Transformer. Full wave germanium diodes. Cartridge fuse.

Runs Radio direct from mains.

Complete Kit with Plans **35/-** Plus 1/6 P.P. (Ready assembled 45/-).

NORCOL LTD. 147 LONDON ROAD, YORKTOWN, ELECTRONIC COMPONENTS CAMBERLEY, SURREY Phone: CAMBERLEY 3743

THE LINEAR L1/10

A 10-WATT HIGH FIDELITY ULTRA LINEAR AMPLIFIER WITH INTEGRAL PRE-AMP

Full advantage has been taken of latest component miniaturisation developments to produce a 10-watt Hi-Fi push-pull amplifier incorporating tone control pre-amplifier stages within the measurements of 9 x 7 x 5ins. In addition two high impedance input sockets are provided for microphone and gram., etc. With selector switch and vol. control, five B.V.A. valves are employed ECC83, ECC83, EL84, EL84, EZ81, H.T. and L.T. power supply point is included for a radio tuner.

FREQUENCY RESPONSE

1 d.b., 30-20,000 c.p.s.

MAXIMUM POWER OUTPUT

in excess of 14 watts.

SENSITIVITY

L.P. 220 m.v. for 10 watts. 78 r.p.m. 220 m.v. for 10 watts. Radio/Microphone 40 m.v. for 10 watts.

TREBLE LIFT CONTROL

+40 d.b. to -22 d.b. at 12,000 c.p.s.

BASS CONTROL


+14 d.b. to -10 d.b. at 50 c.p.s.

MUM LEVEL

Referred to maximum output and including integral pre-amp.—70 d.b.

NEGATIVE FEEDBACK

21 d.b. in main loop.



HARMONIC DISTORTION Less than 0.1% measured at 8 watts at 1000 c.p.s. Weight 10 lbs. Power consumption 90 watts. For 200-230-250 v. 50 c.p.s. A.C. mains. Outputs for 3- and 15-ohm speakers. Chassis finish stoved Gold hammer.

HIGHEST QUALITY Retail Price

MAXIMUM RELIABILITY **13**

AT A PRICE YOU CAN AFFORD **GNS.**

Send S.A.E. for descriptive literature

Also Available—THE L.45.A compact High Quality 4.5 watt amplifier. Size approx. 7.5-5.5in. high. Sensitivity is 28 millivolts so that the input socket can be used for either microphone or gram., tape, radio tuner etc. B.V.A. valves used are ECC83 EL84, EZ80. Controls are: Vol. Treble and Bass with mains switch. The Tone controls provide full compensation for long playing records. Output matching for 3 ohm loudspeaker. Retail price £5.19.6.

THE LT45 TAPE DECK AMPLIFIER. A complete unit (power pack and oscillator incorporated) ready for connection to A.C. mains. 3 ohm loudspeaker and practically any make of deck. Negative feedback equalisation adjustment by multi-position switch for 1½, 3½ and 7½in. per second. Retail price 12 gns.

DIATONIC 10-14 WATT. High Fidelity amplifier with integral pre-amplifier. Retail 12 gns.

CONCHORD 30 WATT. Hi-Fi amplifier with two separately controlled inputs. Retail 16 gns.

L50 50 WATT AMPLIFIER. Size approximately 14 x 10 x 8in. Sensitivity 25 mV. Output for 3 and 15 Ω speakers. Retail price 22 gns.

L5/5 STEREO AMPLIFIER 5 Ω 5 watt 12 gns.

TRADE ENQUIRIES to

LINEAR PRODUCTS LTD.

ELECTRON WORKS, ARMLEY, LEEDS

40,000 Readers CAN'T BE WRONG!

This is the approximate number of readers who have purchased and use our catalogue, and the number grows daily. The reasons are not hard to find, but to highlight a few: 200 Pages, over 800 Illustrations, over 5,000 Components described and priced (all except 14 actually in stock) backed with a By-Return Mail Order Service.



Post Coupon Today
with P.O. for 3/6
to include postage and packing

PLEASE WRITE YOUR NAME AND ADDRESS IN BLOCK CAPITALS

NAME

ADDRESS

HOME RADIO LTD. Dept PW, 187 London Rd. Mitcham,
SURREY.

capacitor tester

A QUICK CHECK INSTRUMENT

By L. Sheldon

CONSIDERABLE damage can be done to expensive components by a "leaky" capacitor and this simple test unit was evolved primarily in order to eliminate this particular hazard. Construction is based on the very versatile characteristics of small neon lamps, which are also cheap and very reliable.

Referring to Fig. 1 it will be observed that there are three distinct sections to the tester, two being for capacitor tests, while the third section performs as an audio oscillator, and although quite limited in use has been found very handy as a simple l.f. generator when testing audio amplifiers. If not required, this third section can be deleted without any adverse effect on the remainder of the unit.

The neon lamps, although not critical, may need a certain amount of experimenting with for best results. The neon lamps used in the prototype

Fig. 1: The circuit of the tester. One section of the circuit can be used as a simple l.f. generator.

were the small indication type for N1 and N3, both having the internal resistor removed. For N2 a similar type can be used, but it was found that a somewhat larger type was in fact more suitable and gave a more critical indication when used as a calibrated unit as described later. Whatever type is employed it is essential that an

internal resistor is incorporated in N2. The voltages obtained with a 1,000Ω/V meter were 140V d.c. across C2 and 260V d.c. across C4.

The functions of the various stages of the capacitor tester are described as follows, beginning with Test Section A for paper and mica dielectric capacitors.

D.C. Leakage Test

Set switch S1 to position 3 and switch S2 to position 1.

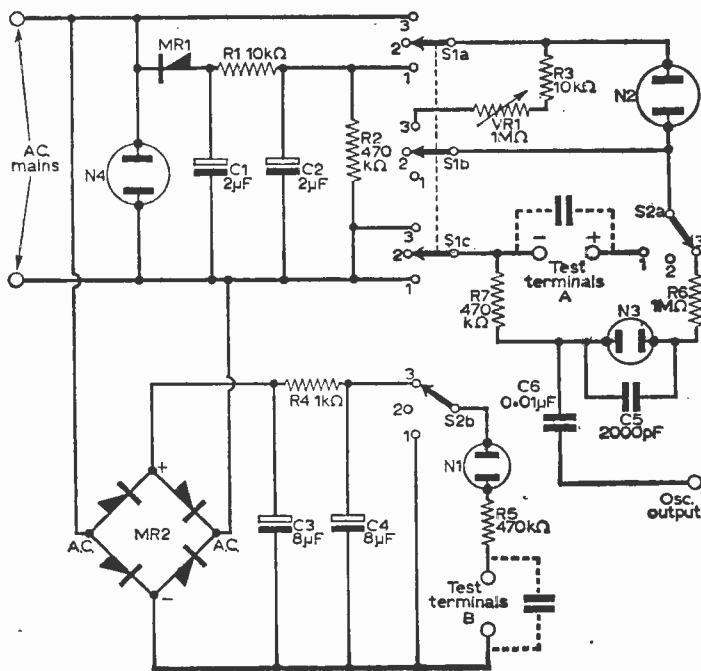
A good capacitor connected to test terminals A will give a short single flash indicating that it has been charged, after which the neon will remain dark. The intensity of the flash will depend on the size of the capacitor and will not be easily discerned with small values. If flashes recur at intervals of a few seconds to a minute or more this indicates leakage, but the component under test may be used in some circuitry which is not hyper-critical. A continuous glow proves the capacitor to be useless.

A.C. Internal Open-circuit Test

Set switch S1 to position 3 and switch S2 to position 1.

Connect capacitor to terminals A. When a.c. flows through the capacitor under test the neon will strike and remain alight. By slowly reducing VR1 a point will be reached where the neon is extinguished.

This position in the switching sequences also allows calibration to be made for a limited range of capacitors. Apply a good capacitor of known



CAPACITOR TESTER

Resistors:

R1	10k Ω 1W	R5	470k Ω $\frac{1}{2}$ W
R2	470k Ω 1W	R6	1M Ω $\frac{1}{2}$ W
R3	10k Ω $\frac{1}{2}$ W	R7	470k Ω $\frac{1}{4}$ W
R4	1k Ω 1W		
VR1	1M Ω linear potentiometer		

Capacitors:

C1, C2	2 μ F electrolytic 350V
C3, C4	8 μ F electrolytic 350V
C5	0.002 μ F paper
C6	0.01 μ F paper

Metal Rectifiers:

MR1	250V 30mA surplus type
MR2	FC124 contact cooled

Neon Tubes:

N1, N3	Small mains indicator type—less internal resistor
N2	M.B.C. mains type with internal resistor
N4	Small mains indicator type—with internal resistor

Switches:

S1	3-pole, 3-way wafer switch
S2	2-pole, 3-way wafer switch

Miscellaneous:

Four terminals (Belling Lee), three instrument type knobs, four crocodile clips, one mains plug.

value to test terminals A and rotate VR1. When the neon is extinguished note position of VR1. Calibrate a chart from different sizes of capacitors ranging from 0.1 μ F to 0.001 μ F. Fig. 2 shows the scale obtained with the prototype model.

With the 0.1 μ F capacitor under test the current when the lamp is extinguished is approximately 6mA, this largely passing through VR1, and it is advisable to terminate this part of the test as soon as possible. The resistor R3 limits the current through VR1 and a value of 10k Ω allows the instrument to read up to 0.1 μ F. A lower value for R3 would enable the range to be extended to higher values of capacitance but would increase the risk of VR1 burning out.

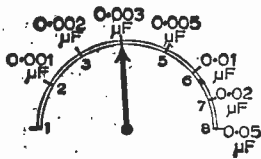


Fig. 2: The scale calibration of the prototype instrument.

Electrolytic Tests

Set switch S2 to position 3 and switch S1 to position 2.

Although this is not claimed to be the complete answer to testing electrolytics the unit will give indication which is sufficient to give confidence in using the chosen electrolytic capacitor.

It will be observed that MR2 gives a rectified d.c. output of slightly over 260V, and when the capacitor to be tested is applied to the test terminals B the neon N1 will most likely glow

continuously. If the electrolytic is a good one, after a short period the neon will begin to flash at short intervals. These intervals will become more prolonged according to the length of time the test is continued.

It will also be found that an electrolytic capacitor which has been out of use for some time can be sufficiently "re-formed" by leaving it in circuit for upwards of an hour. If after this period of time the neon glows continuously instead of giving intermittent flashes the capacitor should be discarded.

In view of the higher capacities encountered with the electrolytic capacitors, once a test has been completed the accumulated charge must be removed by placing S2 in position 1 and S1 in position 2.

The Oscillator Section

Set switch S1 to position 1 and switch S2 to position 3.

The neon N3 will glow steadily and generate an audio note which can be heard in the loudspeaker when the test prod is in contact with the grid of the output stage in the radio receiver or amplifier undergoing test. This signal is also suitable for tracing faults when applied to earlier stages in audio amplifiers and it can be used for energising "bridge" circuits.

The component values given are subject to experiment if different audio frequency outputs are required. Variation in the value of C5 particularly affects the pitch of the audio note.

A suitable test prod was made from a discarded inhaler case. This was drilled at one end to take a 4B.A. screw which acted as the prod. C6 was fitted inside this case, the lead being soldered to the head of the screw before the latter was passed through from the inside of the case. Finally the screw was bolted in position with a 4B.A. nut.

Construction

The capacitor tester was built on to a chassis measuring 6in. x 4in. x 1in. and this was fitted into a case having the following dimensions: 7 $\frac{1}{2}$ in. x 5in. x 5in.

Layout of components is not important and therefore details of construction are not given. It is worth mentioning, however, that each neon should be located as near as possible to the selector switch that controls its function.

The author included a further neon N4 as safety device, connected in the mains input to give warning when the whole unit was switched on. This neon has an internal series resistance and is fitted with a red cover lens.

JOIN THE PRACTICAL GROUP

PRACTICAL TELEVISION	2/-
Every Month				
PRACTICAL MOTORIST	1/9
Every Month				
PRACTICAL HOUSEHOLDER	1/6
Every Month				

ANOTHER TAPE RECORDER BARGAIN

*Mfts. end of production
Surplus Offer*



A 24 gus. Tape Recorder offered at the bargain price of only 15 gus. plus 10% carr. supplied in 3 Units already wired and tested. A modern Circuit for quality recording from Mike, Gram or Radio, using latest B.S.R. Twin Track Monardeck Type T.D.E.

Valve line up EF86, ECL82, EM84, EZ80 and Silicon Diode.

- 2 tone Cabinet and 8" x 5" Speaker. Size 14" x 10 1/2" x 7 1/2" **£3.10.0** + 5/- Carr.
- Wired Amplifier complete with 4 Valves, front Panel, Knobs **£5.12.6** + 3/6 Carr.
- B.S.R. Monardeck Type T.D.E. Accessories—Mike, Tap, Screened Lead, Plugs, etc. **£7.7.0** + 4/6 Carr.
- COMPLETE KIT comprising items above **£1.0.0** + 2/- Carr.
- 15 gns. **£5. gns.** + 10/- Carr.

Leaflet, circuits, instructions, 2/- post free.

NEW BRITISH RECORDING TAPE

Famous Manufacturer. Bulk purchase, genuine recommended Tape Bargain. Unconditional Guarantee. Fitted Leader & Stop Flaps (except 3in.).

Standard (PVC base) Lions Lead (P.V.C. base) D'ble Play (Mylar base)			
3in.	1500ft.	3/9	235ft.
5in.	600ft.	11/6	90ft.
5 1/2in.	1200ft.	14/6	1200ft.
7in.	1200ft.	17/6	1800ft.
			2400ft.

Post and Packing—3in. Reels, 6d. Each additional Reel, 3d. 4in. to 7in. Reels 1/1. Each additional Reel, 6d.

EMPTY TAPE REELS (Plastic): 3in. 1/3. 5in. 2/-, 5 1/2in. 2/-, 7in. 2/3. PLASTIC REEL CONTAINERS (Cassette): 5in. 1/9, 5 1/2in. 2/-, 7in. 2/3.

CONDENSERS—Silver Mica. All values 2pF to 1,000pF 6d. each. Ditto. Ceramic 9d. Tolu. 450V T.C.C. etc. 0.001 mfd. to 0.01 and 0.1/350V, 9d. 0.02-0.1/500V, 1/-, 0.05 Hunte 1/6. 0.5 T.C.C. 1/3, etc. etc. Close Tol. S.M.C.S. 10% 5pF-500pF. 8d. 600-5,000pF. 1/-, 1% 2pF-100pF. 9d. 100pF-500pF. 11d. 575pF 5,000pF. 1/6. Resistors—Full Range 10 ohms-10 meg. ohms 20% 4 and 1/4. 3d., 1/4. 6d. (Midget type modern rating) 1W, 6d., 2W, 9d. Hi-Stab. 5% 1/4, 1W, 6d. (100 ohms-1 meg. Other values 9d. 1% 1/4, 1/6, etc., etc.

TUB-ELECTROLYTICS-CAN
25/25v. 50/12v. 1/9; 8+8/450v. 4/6; 50/50v. 100/25v. 2/-; 32+32/275v. 4/6; 8/450v. 4/350v. 2/3; 50/50/300v. 6/6; 16+16/450v. 5/6; 50/250/275v. 12/6; 32+32/450v. 6/6; 100+200/275v. 12/6

Volume Controls—5K-2 Meg. ohms, 5in. Spindles. Morganite Midget Type 1 1/4 in. diam. Cost 1 year. LOG or LIN ratios less 5/3. DP. Sw. 4/6. Twin Stereo less Sw. 6/6. DP. Sw. 5/3. Specials to order.

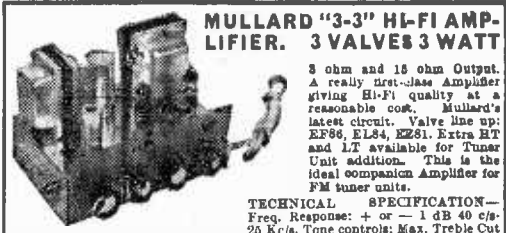
JASON FM TUNER UNITS. Designer-approved kits of parts. F.M.T.I. 5 gns. 4 valves, 20/-; F.M.T.E. 27. 5 valves, 25/-; J.T.V. MEROUZY 10 gns. J.T.V. £13.19.6. 4 valves, £28. NEW JASON FM HANDBOOK, 2/6. 48 hr. Alignment Service. 7/6. P. & P. 2/6.

TRIMMERS. Ceramic (Compression Type)—30pF, 60pF, 70pF, 9d; 100pF, 160pF, 1/3; 250pF, 1/6; 600pF, 1/9 PHILLIPS. Bee Hive Type (conc. air spaced)—2-5pF, 1/-; 3-30pF, 1/-.

KNOBS—Modern Continental type. Brown or Ivory with Gold Ring; 1" dia., 9d. each; 1 1/4, 1/- each; Brown or Ivory with Gold Centre, 1" dia., 10d. each; 1 1/4, 1/3 each.

LARGE SELECTION AVAILABLE.
METAL RECTIFIERS. STC Types—RM1, 4/9; RM2, 5/6; RM3, 7/6; RM4, 16/-; RM5, 21/-; RM4B, 17/6.

BARGAIN CORNER
Brand New. Mfrs. 1st grade. 1 OC44 & 2 OC45, 15/6. 1 OC81D & 2 OC81, 15/6. All above and OA81, 32/6. Post Free.
1/2 Meg. VOL Controls D.P. Sw. 4/- datted spindle. Famous Mfrs. 4 for 10/- post free.



MULLARD "3-3" HI-FI AMP-LIFIER. 3 VALVES 3 WATT

3 ohm and 15 ohm output. A really brilliant amplifier giving Hi-Fi quality at a reasonable cost. Mullard's latest circuit. Valve line up: EF86, EL84, EZ81. Extra HT and LT available for Tuner Unit addition. This is the ideal companion Amplifier for FM tuner units.

TECHNICAL SPECIFICATION—
Freq. Response: + or - 1 dB 40 c/s-25 Kc/s. Tone controls: Max. Treble Cut 14 dB at 80 c/s. Sensitivity: 100 mV for 3 w. output. Output Power (at 400 c/s): 3 w. at 1% total harmonic distortion. Hum and Noise Level: at least 70 dB below 3 w.

12 dB at 10 Kc/s. Max. Bass Boost 25 dB at 10 Kc/s. Max. Treble Cut 14 dB at 80 c/s. Sensitivity: 100 mV for 3 w. output. Output Power (at 400 c/s): 3 w. at 1% total harmonic distortion. Hum and Noise Level: at least 70 dB below 3 w.

COMPLETE KIT (incl. valves, all components wiring diagram and special quality sectional Output Trans.) **BON. PRICE £19.6.** Carr. 4/6. Complete wired and tested, 8 gus. Wired power O/P socket and additional smoothing for Tuner Unit. 10/6 extra.

Bronze Ensetechon. Printed Vol. Controls. Bass. On-Off. supplied with each kit.
Recommended Speakers—XB, HF 1012, 24.7.5. Goodmans AXIOM 10, 86.5.0. Sln. AXIETTE 86.5.0 or AUDIOM 61 86.10.0.

TYGAN FRET (Contem. pat.), 12 x 12in. 2/-; 12 x 18in. 3/-; 12 x 24in. 4/- etc.

BONDACOUT Speaker Cabinet Acoustic Wadding, 12in. wide, any length cut 1/8 1/2. 4/- yd.

EXPANDED ANODISED METAL. Attractive gilt finish 1 in. x 1/4 in. diamond mesh 4/6 sq. ft. Multiples of 6in. cut. Max. size 4ft. x 3ft., 4/76 plus carr.

ENAMELLED COPPER WIRE— 1/4 in. reels 14g-20g, 8/6; 22g-25g, 3/-; 30g-34g, 2/9; 36g-38g, 4/3; 39g-40g, 4/6, etc.

TINNED COPPER WIRE. 16-22 2/6 1/2 lb.

WAVECHANGE SWITCHES. 1p 12-way, 2p 6-way, 3p 4-way, 4p 3-way, 5/6; 2p 2-way, 2/6.

Soldering Irons. Mains 200/220V. or 230/250V. Solon 25 watts Inst., 22/6. Spare Elements, 4/6. Bits, 1/-, 66 watt, 2/76 etc.

AlumIn. Chassis. 18g. Plain Undrilled, folded 4 sides, 2" deep 8" x 4", 4/6. 8" x 6", 5/9. 10" x 7", 6/9. 12" x 6", 7/6. 12" x 8", 8/- etc. AlumIn. Sheet. 18g. 6" x 6", 1/-, 6" x 1", 6" x 12", 2", 12" x 12", 4/6 etc.

JACK PLUGS. 2 1/2 Igranic type 2/6 Screened ditto 3/3. 1 1/2 Screened 2/6 Transistor type M.I. & Sub-Min. 1/3

JACK SOCKETS. Moulded Igranic, Type open 3/6. Ditto closed 4/-. Transistor type closed Min. & Sub-Min. 1/8.

TRANSISTOR COMPONENTS

Midget I.F.'s—485 Kc/s 1/4in. 5/9
Osc. Coll. M. & L.W. 6/9
Midget Driver Trans. 3.5:1 6/9
Midget Output Trans. Push-Pull—8 ohms 6/9

Elect. Condensers—Midget Type 1 mfd.-50 mfd. ea. 1/9, 100 mfd. 2/-, 12V.

Condensers 150 v. working: .01 mfd., .02 mfd., .03 mfd., .04 mfd. 9d., .05 mfd., 1 mfd., 1/-, .25 mfd., 1/8; 5 mfd., 1/6, etc.

Midget Tuning Condensers. J.B. "OO" 208 pF and 176 pF, 8/6. ditto with trimmers, 9/6. J.B. 220pF and 106pF conc. slow motion 10/6. 82pF single 7/6. Sub. Min. 4in. Dielein 100 pF, 300pF, 500pF, 7/- each.

FERRITE AERIALS. M. & L.W. car aerial coil 9/3.

Midget Vol. Control with edge control knob, 5 K/ohms, with switch 4/6; Ditto less switch 3/6

Speakers: P.M.: 5in. Plessey 7/6 ohms 16/6. 2 1/2in. Continental 8 ohms, 13/6. 7 x 4in. Plessey 35 ohms, 23/6.

Ear Plug Phones—Min. Continental type 3T. Lead, Jack plug and socket. High Imp., 6/- Low Imp., 7/6.

7 VALVE AM/FM RADIOGRAM CHASSIS

Valve line-up ECC85, ECH81, EF99, EABC80, EL64, EM81, EZ20. Three Waveband and Switched Gram positions. Med. 200-550 m. Long 1,000-2,000 m. VLF/FM 55-95 Mc/s. Philips Continental Tuning Insert with permeability tuning on FM and combined AM/FM IF transformers. 400 Kc/s. and 10.7 Mc/s. Dust core tuning all coils. Latest circuitry including AVC and Neg. Feedback. Three watt output. Sensitivity and reproduction of a very high standard. Chassis size 13 1/2 x 6 1/2 in. Height 7 1/2 in. Edge illuminated glass dial 1 1/4 x 3 1/4 in. Vertical pointer. Horizontal station names. Gold on brown background. A.C. 200/250v. operation. Magic-eye tuning. Oct. dial, now available.



Aligned and tested ready for use £13.10.0 Carr. & Ins. 7/6. Complete with 4 Knobs—walnut or Ivory to choice. Indoor FM aerial 3/6 extra. 3 ohm P.M. Speaker only required. Recommended Plessey speakers 10in. Elac H/D, 30/-, 1 1/2 x 8in. E.M.I. "Fidelity", 35/-, 12in. B.A. with conc. Tweeter, 42/6. Carr. 2/6.

RECORD PLAYER CABINETS 5/6 Carr. & Ins. 5/1-

Contemporary style, rexine covered cabinet in two-tone maroon and cream. Size 16 1/2 x 14 1/2 x 8", fitted with all accessories including baffle board and Vinalor fret. Space available for all modern amplifiers and auto-changers etc. Uncut record player mounting board 14" x 13" supplied.

2-VALVE 2 WATT AMPLIFIER. EZ80 and Twin stage ECL82 with vol and neg. feedback tone control. A.C. 200/250V with knobs, etc., ready wired to fit above cabinet. £2.17.6. P. & P. 1/6. 7" x 4" Speaker and wires, 22/-, P. & P. 2/-.



COMPLETE R/PLAYER KIT. As ill. inc. BSE UA14 Unit. New Bargain Price Now Only £11.10.0. 7/6 carr.

COAX 80 OHM CABLE
High grade low loss Cellular air spaced Polythene—1/4 in. diameter. Stranded cond. Famous mfrs. Now only 6d. per yard. Bargain Prices—Special Lengths—20 yd. 9/-. P. & P. 1/6. 40 yd. 17/6. P. & P. 2/-. 60 yd. 25/-. P. & P. 3/-. Coax Plugs 1/-. Sockets 1/4. Couplers 1/8. Outlet Boxes 4/6.



Est. 1949

Send for detailed bargain lists. 8d. stamp. We manufacture all types Radio Mains Transf., Chokes, Quality O/P Trans., etc. Enquiries invited for Specials, Prototypes for small production runs. Quotations by return.

RADIO COMPONENT SPECIALISTS


70 Brigstock Rd., Thornton Heath, Surrey. Hours: 9 a.m.-6 p.m., 1 p.m. Wed. THO 2188. Terms C.W.O. or C.O.D. Post and Packing up to 1 lb. 6d.; 1 lb. 1/3; 3 lb. 2/3; 5 lb. 2/9; 8 lb. 3/6.

A NEW BOOK

AUDIO AND ACOUSTICS

by **G.A. BRIGGS**

with **JAMES MOIR, M.I.E.E.**
as Sub-Editor



PUBLICATION DATE
20th NOVEMBER
1963

168 Pages . 140 Illustrations . Fine Art Paper . Semi-stiff Cover

Price only 10/6 (11/6 post free)

When *Sound Reproduction* ran out of print in 1962 after sales totalling 47,000 copies since 1949, it was decided to revise the book in sections. *Audio and Acoustics* deals with this aspect of the subject. Out of the 140 illustrations, only 30 are repeated from *SR 3*. This fact, plus the valued help of Acoustical Consultant James Moir as sub-editor, means that the *A.A.* book is mainly an original work.

CONTENTS		Pages
CHAPTER 1	Past and Present	22
2	The Ear	11
3	Resonance	16
4	Echo and Reverberation	18
5	Room Acoustics	15
6	Free-field Sound Rooms	7
7	Transient Response	9
8	Stereo	8
9	Schools and Constant-volt Lines	11
10	Concert Halls and Studios	21
11	TV Studios and Ambisphony	7
12	Live/Recorded Tests	11

Other Books by G. A. Briggs

- "LOUDSPEAKERS" Fifth Edition, 336 pages, 230 illustrations
PRICE 19/6 (20/9 Post Free)
- "PIANOS, PIANISTS & SONICS" 190 pages, 102 illustrations
PRICE 10/6 (11/6 Post Free)
- "STEREO HANDBOOK" 146 pages, 188 illustrations
PRICE 10/6 (11/6 Post Free)
- "A TO Z IN AUDIO" 224 pages, 160 illustrations
PRICE 15/6 (16/6 Post Free)
- "AUDIO BIOGRAPHIES" 1344 pages, 64 contributions from pioneers and leaders in audio
PRICE 19/6 (20/9 Post Free)
- "CABINET HANDBOOK" First Edition (April 1962), 112 pages, 90 illustrations
PRICE 7/6 (8/6 Post Free)
- "MORE ABOUT LOUDSPEAKERS" First Edition (15th March, 1963) 136 pages, 112 illustrations
PRICE 8/6 (9/6 Post Free)



Sold by Radio Dealers & Book-shops, or in case of difficulty direct from the Publishers.

WHARFEDALE WIRELESS WORKS LIMITED
IDLE . BRADFORD . YORKSHIRE

Telephone: Idle 1235/6 Grams: "Wharfedel" Idle Bradford

AMATEUR RADIO COMMUNICATION IS OUR BUSINESS!

HAMMARLUND Leading Short Wave Receiver manufacturers in the U.S.A. now make available their latest range through **K.W. ELECTRONICS...**

...presenting the **HAMMARLUND HQ100A**



General coverage 540 Kc/s-30 Mc/s in four bands. Band-spread facilities for amateur and other bands. BFO, Noise Limiter, "Q" Multiplier, 10 tubes. Provision for phones and loudspeaker (3 ohms). Complete with "B" Meter 280 (clock extra if required).

Other Models in Stock

- HQ146X General Coverage and Band Spread, 11 tube double conversion superhet \$110
- HQ180 General Coverage and Band Spread, 18 tube triple conversion superhet \$170
- HQ110A Amateur bands only, 12 tube double conversion superhet \$100
- HQ170A Amateur bands only, 17 tube triple conversion superhet.. \$140
- HX50 Amateur bands, 8.S.B. transmitter, 150 watt P.E.P. crystal filter. Voice control, self-contained power supply \$175

The World at your fingertips

WRITE FOR DETAILS TODAY — EASY TERMS AVAILABLE

K.W. ELECTRONICS Ltd.

1 HEATH STREET, DARTFORD, KENT

Tel: Dartford 25574, 21919. Cables: KAYDUBLEW, Dartford

YOUR CAREER in RADIO?

Big opportunities and big money await the qualified man in every field of Electronics today—both in the U.K. and throughout the world. We offer the finest home study training for all subjects in radio, television, etc., especially for the **CITY & GUILDS EXAMS**, (Technicians' Certificates); the **Grad. Brit. I.R.E. Exam.**; the **RADIO AMATEUR'S LICENCE**; **P.M.G. Certificates**; the **R.T.E.B. Servicing Certificates**; etc. Also courses in Television; Transistors; Radar; Computers; Servomechanisms; Mathematics and Practical Transistor Radio course with equipment. We have **OVER 20 YEARS'** experience in teaching radio subjects and an unbroken record of exam. successes. We are the only privately run British home study College specialising in electronic subjects only. Full details will be gladly sent without any obligation.

To: **BRITISH NATIONAL RADIO SCHOOL, Dept. 3**
RADIO HOUSE, READING, Berks.

Please send **FREE BROCHURE** to:

NAME Block
ADDRESS Caps.
..... Please 12.63

BRITISH NATIONAL RADIO SCHOOL

A Miniature MAINS RECEIVER

A simple 3-valve 2-waveband set

By C. J. Lee

THIS miniature mains receiver performs very well and receives several stations on both long and medium waves. Two coils are employed and each is brought into circuit independently at the turn of the wavechange switch S1. Also incorporated in this set is a telescopic aerial, but it should be noted that a somewhat longer external aerial may be required in some districts.

To give the finished set an attractive appearance, it is mounted in a small fabric-covered cabinet. This makes for one complete unit, and as it only weighs a few pounds and measures but 7½ in. x 5 in. x 5½ in. the set can easily be transferred from one place to another without any difficulty.

Components

As the majority of the parts are not critical, the cost of the receiver can be kept to the absolute minimum. In the author's case, most of the parts were obtained from the "spares box". However, to keep it in the "miniature" class, it is necessary to employ two "midget" type components; these being the mains transformer (T2) and the loudspeaker.

Suitable mains transformers can be obtained from advertisers in P.W. quite cheaply. In the prototype receiver, the mains transformer measured 2½ in. x 2½ in. x 2½ in., and supplied 250V-0-250V

60mA and 6.3V 2A. It should be noted that the space available on the chassis to mount this component is very limited, and so a bulky kind of component cannot be accommodated.

The other "midget" component is the loudspeaker, and the space available in the cabinet allows room to install a 2½ in. diameter unit. Very good results are obtainable, however, with such a small unit.

If the constructor has a larger loudspeaker to hand, he could of course, construct a similar cabinet to that which accommodates this set, and install it so that it could be connected to the output transformer (T1) via flexible leads.

Tuning Arrangements

For tuning purposes, a 500pF variable capacitor is employed (VC1). It is not necessary to fit a reduction drive, but a fairly large knob is recommended to facilitate more accurate tuning.

A 500kΩ potentiometer (VR1) is used as the volume control, and this also incorporates the mains off/on switch (S2).

Two coils are required and these are of the aerial type, each consisting of an aerial coupling coil, and a grid coil, the latter being tuned by the variable capacitor VC1.

Either of the coils is brought into circuit by the wavechange switch S1.

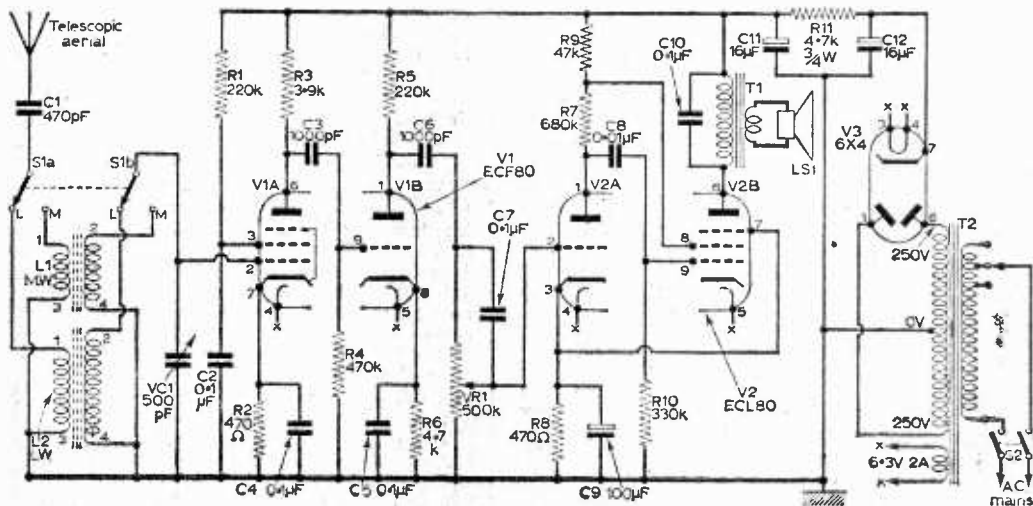


Fig. 1: The complete circuit.

The Valve Functions

The theoretical circuit is given in Fig. 1. It is based on two triode-pentodes, and a small valve rectifier is used to provide h.t. current.

The first valve V1 is an ECF80. This performs the dual function of signal detector (V1a) and voltage amplifier (V1b), using the pentode and triode sections respectively.

The second valve is an ECL80. The triode section acts as voltage amplifier and the pentode section as the output stage. The a.f. signal is fed from the anode of the triode section of V1, via C6

and the volume control VR1 to the control grid of the triode section of V2.

A small B7G based rectifier, type 6X4, supplies adequate h.t. power for the set.

Power Supply

The midgeet mains transformer should supply 250V centre-tapped at 60mA, and 6.3V at 2A for the valve heaters. For smoothing, a 16+16 μ F double electrolytic capacitor is employed, and the outer foil, usually marked with a red dot is connected to the cathode, pin 7, of the rectifier. The two capacitors are strapped with a 4.7k Ω 1W smoothing resistor smoothing choke, with a saving R11. This saves employing an l.f. in cost, space and weight.

Construction

The whole set is constructed on a metal chassis formed from a 9in. x 7in. sheet of aluminium. Details of how to prepare this chassis may be found in Fig. 2. The drilling operations should be conducted carefully, and any rough edges filed down. It will be seen in Fig. 2 that there are six holes marked "X". These holes permit the passage of wires from the top to the underside of the chassis. They are $\frac{1}{4}$ in. diameter and each is fitted with a rubber grommet to prevent the sharp metal piercing the insulation on the wires.

Two $\frac{3}{8}$ in. diameter holes are drilled in the front panel to accommodate the wavechange and volume controls.

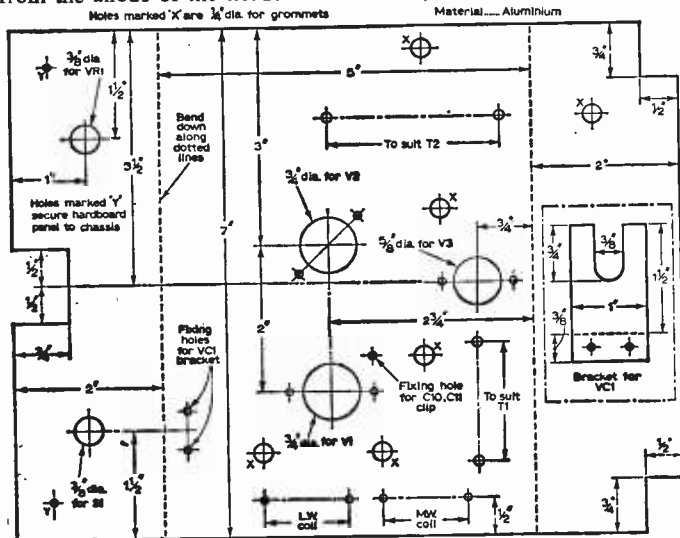


Fig. 2: Chassis dimensions and drilling details.

COMPONENTS LIST

Resistors:

R1	220k Ω	R7	680k Ω
R2	470 Ω	R8	470 Ω
R3	3.9k Ω	R9	47k Ω
R4	470k Ω	R10	330k Ω
R5	220k Ω	R11	4.7k Ω 1W
R6	4.7k Ω		

All +10%, $\frac{1}{2}$ W carbon, except where otherwise stated.

VR1 500k potentiometer with d.p. switch (S2)

Capacitors:

C1	470pF mica
C2	0.1 μ F paper 350V
C3	0.001 μ F paper 350V
C4	0.1 μ F paper 350V
C5	0.1 μ F paper 350V
C6	0.001 μ F paper 350V
C7	0.1 μ F paper 350V
C8	0.01 μ F paper 350V
C9	100 μ F electrolytic 25V
C10	0.1 μ F paper 350V
C11	16 μ F
C12	16 μ F
VCI	500pF solid dielectric tuner

Inductors:

L1 M.W. coil with aerial coil (Teletron HFA5 or similar type)

L2 L.W. coil with aerial coil (Teletron HFA1 or similar type)

T1 Pentode output transformer: primary 7500 Ω approx.; secondary 3 Ω or to suit loudspeaker

T2 Miniature mains transformer with tapped primary. Secondaries: 250-0-250V 60mA; 6.3V 2A

Switches:

S1 2-pole, 2-way rotary switch

S2 D.P.S.T. toggle switch (see VR1)

Valves:

V1 ECF80 V2 ECL80 V3 6X4

Miscellaneous:

P.M. loudspeaker unit, 2 $\frac{1}{2}$ in. dia., 3 Ω speech coil.

Two B9A valveholders, one B7G valveholder.

Telescopic aerial (3ft. 6in.): complete with mounting clips. Two small knobs and one large knob.

Tuning dial: Sheet of aluminium for chassis 9in. x 7in., plus piece for bracket. Piece of hardboard 7 $\frac{1}{2}$ in. x 5in.

Material for cabinet:

Three pieces $\frac{1}{2}$ in. plywood 7 $\frac{1}{2}$ in. x 5in.

Two pieces $\frac{1}{2}$ in. plywood 4 $\frac{1}{2}$ in. x 5in.

About 4ft. of $\frac{1}{4}$ in. x $\frac{1}{4}$ in. for glue blocks.

Covering fabric 24in. x 24in.

Four rubber feet. Small handle. Screws, glue.

PCR COMMUNICATION RECEIVERS

Manufactured by Pye and Philips. One of the Army's most versatile and sensitive sets. RF stage and 2 of IF using 6 British I.O. type valves. Large 180 degrees illuminated and Calibrated Dial. Flywheel tuning with locking device. Aerial trimmer. Tone and volume controls. Band switch from panel jacks for speaker or phones. In black metal case, size 17"L x 8"H x 10"D. Model PCR2 covers 6-22 Mc/s, 300-550 metres and 850-2,000 metres, **£5.19.6**. Model PCR3, As PCR2 but has 2 Short Wave Bands, 2.0-7.0 Mc/s and 7.0-23.0 Mc/s and Medium Wave Band 190-550 metres, **ONLY £28.9.6**. Every receiver aerial tested before despatch. Add 10/6 carr. Both types used, but excellent condition. Designed to operate from bulky external power supply, but any set can be fitted with BRAND NEW COMPONENTS INTERNAL PACK for 300/250 v. A.C. at extra cost of **2s. S.A.E.** for illustrated leaflet.

TEST METERS FOR EVERY PURPOSE & POCKET



2,000 O.P.V. MODEL TP-10 Reads A.C. & D.C. Volts up to 1,000; D.C. Current to 500 mA; Resistance to 1 Meg; Capacitance to 1µF; Decibels from -20 to +36; Output jack for Audio Measurements. Size 9 1/2 x 5 1/2 in. **£3.19.6**



20,000 O.P.V. MODEL TP-5S. Reads voltage up to 1,000 D.C. at 20,000 ohms per volt and A.C. at 10,000 O.P.V.; D.C. Current to 500mA; Resistance to 10 Megs.; Capacitance to 0.1µF; Decibels from -20 to +36. Size 9 1/2 in. x 5 1/2 in. x 1 1/2 in. **£5.19.6**



30,000 O.P.V. MODEL 500. Volts to 1,000; D.C. at 30,000 O.P.V. A.C. at 20,000; 12 Amps D.C. Current; 60 Megs Resistance; -20 to +56 dBs; Internal buzzer short circuit warning. Size 9 1/2 in. x 6 1/2 in. x 2 1/2 in. **£28.19.6**

All New Stock, with leads, prods and internal batteries, 6 months' guarantee backed by full service facilities. Details S.A.E.

DOUBLE BEAM OSCILLOSCOPE TUBES, TYPE CV-1596. Equivalent to COSOR 00D (as used in Oscilloscopes by Cosor 339 series) and Hartley & Erskine (13 series). Listed £12. BRAND NEW IN MAKER'S CRATES. **ONLY 25/-** (carriage 5/-).

LAVOIE UHF WAVE-METER MODEL 105. Coverage 375/725 Mc/s. Complete with correct Calibration Chart. First-class condition. Battery operated and portable, size 11 x 8 x 7 1/2 in. **ONLY £3.19.6** (carriage 7/6).

AMERICAN DESK TELEPHONE, complete with handset. Non-dial type but has internal bell. Ideal for extension or intercom. BRAND NEW. **ONLY 30/-** (post 4/-).

ACOS 39/1 STICK MIKE with screened lead and table stand. **ONLY 32/6** (post 1/6).

CRYSTAL DESK MIKE with screened lead and built-in stand. **ONLY 15/-** (post 1/6).

BC221 FREQUENCY METERS. The famous American crystal controlled frequency measuring standard. Coverage 125 Kc/s - 20 Mc/s. With original Calibration Book. Perfect order. **Only £16.**

MINIATURE MOTORS. Ideal for models. Operates on 3-6 volts D.C. Size 1 1/2 x 1 x 1 1/4 in. plus 1/4 in. spindle. BRAND NEW. 5/- or 6 for 25/-.

SPRAGUE CONDENSERS. Metal cased, wire ends. New 0.01 mfd. 1,000 volt, and 0.1 mfd. 500 volt, 7/6 per dozen. Special quotes for quantities.

12 VOLTS AMERICAN DYNAMOTORS. Deliver 220 volts at 100 mA. Size 5 1/2 in. x 3 1/2 in. diameter. Ideal for running Electric Shaver etc. for Car battery. **ONLY 32/6** (post 2/6).

20/- CONSTRUCTOR'S PARCEL. Assorted colours wiring wire, solder, resistors, condensers, volume controls, tag panel. ALL NEW (post 2/6).

RESISTORS. 100 assorted values our choice. NEW. 7/6.

CONDENSERS. 100 assorted mica and silvermica. NEW. 10/-.

TRANSISTORISED INSULATION TESTERS




Size 7 in. x 4 1/2 in. x 4 in. batteries and test leads.

The latest technique for checking insulation of electrical circuits, appliances and components. One handed operation (no turning of generator), a Transistor DC-DC converter being employed to supply the high potentials. Three testing voltages, 100, 250 and 500, to measure up to 500 megohms. Complete with leather carrying case. **INTERNAL ONLY £17.10.0**

S.A.E. for illustrated details.


P.W. "CELESTE 7" RECEIVER



TOTAL BUILDING COST £9.19.6

Build this latest P.W. seven transistor portable, as described in June and July issues. Medium and Long waves, with output of 1 watt from large 7 x 4 in. loud-speaker. Internal high gain aerial with car aerial socket. All components sold separately—parts list S.A.E.

"POCKET 4" TRANSISTOR RECEIVER



Uses miniature speaker, proper tuning condenser, and volume control. Built-in aerial makes unit efficient and portable. Ideal for the beginner. Full medium wave coverage. All components and case for only 42/6 (P. & P. 2/6). Ten-page constructional book free with parts or separately 1/6. S.A.E. for parts price list.

HETERODYNE FREQUENCY METERS TYPE LM14

Frequency range 125-20,000 kc/s. in 2 bands. This is the United States Navy Model of the well-known BC-221 Frequency Meter, but has many additional features which increase its usefulness. Voltage stabilisation circuits and Crystal control ensure extreme accuracy and in addition it is fitted with an Internal Modulation switch to allow use as a Signal Generator. Size only 8 1/2 x 6 x 3 1/2 in. Full information on request.

COSOR TYPE 1036 DOUBLE BEAM OSCILLOSCOPES. A few only of these modern scopes, overhauled and in perfect order. **ONLY 44s.** Further details on request.

PANEL METERS. 25 microamps D.C. 2 1/2 in. Proj.-circular 55/6. 50 microamps D.C. 2 1/2 in. Flush circular, 55/6. 100 microamps D.C. 2 1/2 in. Flush circular, 49/6. 200 microamps D.C. 2 1/2 in. Flush circular, 19/6. 40 amps D.C. 2 1/2 in. Proj. circular, 7/6. 300 volts A.C. 2 1/2 in. Flush circular, 25/-, 500 volts A.C. 2 1/2 in. Flush circular, 25/-.

RECORD INSULATION TESTERS. Read up to 20 meg. at 500 volts pressure. Overhauled and in perfect order. **ONLY 22.10.0**

TELESCOPIC AERIAL. 8 sections 30 in. open, 5 in. closed, with 1/4 in. protection. Chromium plated and ideal for a variety of uses. **ONLY 10/6.**

HARRIS ELECTRONICS (LONDON) LTD

138 Gray's Inn Road, London, W.C.1
Phone TERminus 7937

Please include carriage costs on all items.
(Open until 1 p.m. Saturdays). We are 2 mins. from High Holborn
(Chancery Lane Station) and 6 mins. by Bus from King's Cross.

AUTHENTIC SOUND EFFECTS RECORDS

EXCITING NEW RANGE OF HI-FI 45 r.p.m. E.P. DISCS ON CASTLE & CONTRAST RECORDS

MFX-1 14 EFFECTS. Police Car - Police launch - Lion roar - Aircraft - Building falling - Road drills - Ship's siren - Storm at Sea - Railway trains - Central Line Tube Train, etc.

MFX-2 12 EFFECTS. American Police Car sirens (5) - Car crash - Glass breaking - Footsteps (8) - City and Waterloo tube train - Hammering - Sawing - Applause - etc.

AFX-1 15 WILD ANIMALS. Jungle background - Lions roaring - Tigers - Elephants - Puma - Rattlesnake - Alligator - Bell Bird - Chimps - etc.

TFX-1 II BRITISH RAILWAY TRAINS. Main line arrival - departure - Express steam and Diesel (with whistles) - Goods trains - Tube Train - Trains over points, etc.

EFX-1 ELECTRONIC MUSIC. Two compositions - 'Cosmos' and 'Vortex' - Electronic sound effects - space ships, etc. - 15 separate tracks in all.

MFX-3 HORSES & DOMESTIC ANIMALS. Trotting - Jumping - Galloping - Cows - Cats and complete Fox Hunting calls and horns

HMX-1 HAUNTED HOUSE & MYSTERY. Electronic Mystery Music (2) - Violent Storm (authentic) - creaking - clocks - shrieks - and electronic ghost and spook sounds, etc. (Have fun with your friends at Christmas).

TWO COLOUR GLOSSY SLEEVE gives full details of each separately tracked effect and timing.

NOTE: These records are Free of Copyright.

Audio and Record Review say:—"These are truly Hi-Fi sound effects records."

PRICE 8s. each, which includes P.T., postage and special packing.

Direct Mailing from:

F. C. JUDD (Sound Recordings) LTD

174 MAYBANK ROAD, SOUTH WOODFORD, LONDON, E.18.

MULTI-RANGE TESTMETERS

Caby M1	£2 14 0
Caby B20	£6 10 0
Eagle EP10K	£4 12 6
Model 300H	£5 5 0
Eagle EP50K	£9 15 6
Caby A10	£4 17 6
Taylor 127A	£10 0 0
Eagle TK20A	£2 9 6
Eagle EP30K	£6 19 6

Portable Tape Recorder, fully transistorised, battery operated, dual track, complete with all accessories. Of the finest quality construction. A 4-transistor plus diode, push-pull amplifier, built-in loud-speaker. £9.19.6.

Stereo Amplifier, beautifully styled, ultra compact, 4 watts per channel, wide range tone and volume controls. £9.10.0.

Stereo Amplifier, 7.5 watts per channel, accommodates stereo magnetic cartridges as well as crystal ceramic cartridges, tuner, tape mic and auxiliary input, bass and treble controls. £16.10.0.

Radio Tuner, suitable for use with amplifiers and tape recorders, complete with standard Jack plug, covers medium wave-band, with instructions, 29/- each.

Transistors Intercom., suitable as a baby alarm or for communications in home, offices, shops, etc., transistorised, a 2-way buzzer-call system, beautifully styled in moulded plastic cases, complete with battery, connecting wire, instructions, etc., £4.4.0.

American Recording Tape, standard play 5in. spool, 600ft., 9/6; 5 1/2in. spool, 850ft., 11/9; 7in. spool, 1200ft., 14/9; long play 5in. spool, 900ft., 12/6; 5 1/2in. spool, 1200ft., 15/-; 7in. spool, 1800ft., 19/6.

ADASTRA 3-3 AMPLIFIER

Specification: Controls—Volume, Treble, Bass with on/off. Valves—E230 rectifier, ECL86 amplifier and output. Output power—3 watts at 3.5 ohms impedance. Input sensitivity—200 millivolts. Frequency response—75-20,000 c/s. Hum and noise—70 dB. Feedback—10 dB. For 200-250 volts A.C. 50 c/s. Well finished in blue with a smart panel with gold markings. Soundedly made of good components and performs exceptionally well for the price, £4.19.6.

MICROPHONES

Acos Mic 39/1	£1 12 6
Floor Stand Adaptor	12 6
Acos Mic 45	19/6
Table Stand	12 6
Mic 100C	£1 19 6
Table Stand	7 6
Acos Mic 40	19/6
BM3 Microphone	£2 5 0
Floor Stands MS4—3 sections	£2 19 6
Table Top Stand	8 0

GRAMOPHONE UNITS

BSR TU12 unit, with Mono TC8H cartridge, £3.19.6.
BSR GUT unit, with TC8M or TC8H Cartridge, Mono, £4.15.0.
BSR GUT unit, with TC8S cartridge, Stereo, £5.5.0.
Garrard Autoslim, automatic, with GC8 Mono cartridge, £7.15.0.
Garrard Autoslim, automatic, with EV26 Stereo cartridge, £8.10.0.
Garrard Autoslim, de luxe, with GC8 Mono Cartridge, £11.5.0.
Garrard Autoslim de luxe, with EV26 Stereo Cartridge, £12.0.0.
BSR Monarch UA14, with TC8 Mono Cartridge, £8.6.0.
BSR Monarch UA14, with TC8S Stereo Cartridge, £7.7.0.
BSR Monarch UA16, with TC8 Mono Cartridge, £8.19.6.
BSR Monarch UA16, with TC8S Stereo Cartridge, £7.19.6.

TRANSISTORS AND DIODES

Mullard		AF126		10/-		OC72		8/-	
AC107	14/6	AF127	9/6	2-OC72	16/-				
AD149	25/-	OC16W	35/-	OC74	8/-				
AP102	27/6	OC19	25/-	OC75	8/-				
AF114	11/-	OC42	8/-	OC78	8/-				
AF115	10/6	OC44	9/3	OC81	8/-				
AF116	10/-	OC44M	9/3	OC81M	8/-				
AF117	9/6	OC45	9/-	OC82	10/-				
AF118	20/-	OC45M	9/-	OC83	6/-				
AF124	10/-	OC70	6/6	OC170	9/6				
AF125	10/6	OC71	6/6	OC171	10/6				

DIODES

BY100	13/-	OA90	3/-	GEX34	4/-
OA70	3/-	OA91	3/-	GEX35	4/-
OA79	3/-	OA95	3/6	GEX38	10/-
OA81	3/-	OA210	9/6		

SETS OF TRANSISTORS

Set 1, Comprising OC44, 2 x OC45, matched pair OC81	32/6 set
Set 2, Comprising OC81 Driver, matched pair OC81	15/6 set

VALVES

DK96	7/9	PC84	7/6	PCL82	9/6
DAF6	6/9	PL82	7/6	6V6G	4/-
DF96	6/9	PY83	7/6	6K7G	2/6
DL96	6/9	UAB80	7/6	6AM6	3/6
ECC81	5/-	UAF80	7/6	EB91	3/-
ECC82	5/6	UAF92	7/6	1R5	5/3
ECC83	6/-	UBF40	7/6	1T4	3/6
ECC84	7/6	UCH42	7/6	1T4	3/6
ECC85	7/6	UL41	7/6	1S5	4/6
ECH81	7/6	EY51	8/-	354	5/6
EB41	7/6	PL81	8/6	6X3G	4/9
EF41	7/6	PL36	9/6	6L6G	7/6
ECL80	7/6	PCL83	9/6	6Q7G	5/6
PCF80	7/6	PCF82	9/6	6X5G	5/-



ALPHA

RADIO SUPPLY CO.

103 LEEDS TERRACE
WINTOUN STREET
LEEDS 7

TERMS: Cash with Order or C.O.D. Postage and Packing Charges extra. Single valves 9d., Minimum Parcel Post charges 3/-. Please include sufficient postage with your order. Minimum C.O.D. fees and postage 3/6. These Postal Rates apply to U.K. only. For full terms of business see inside cover of catalogue. Personal shoppers 9 a.m. to 5 p.m. Mon. to Friday, Saturday 10 a.m. to 1 p.m.

Tags marked 'MC' denote earthing connections to chassis.

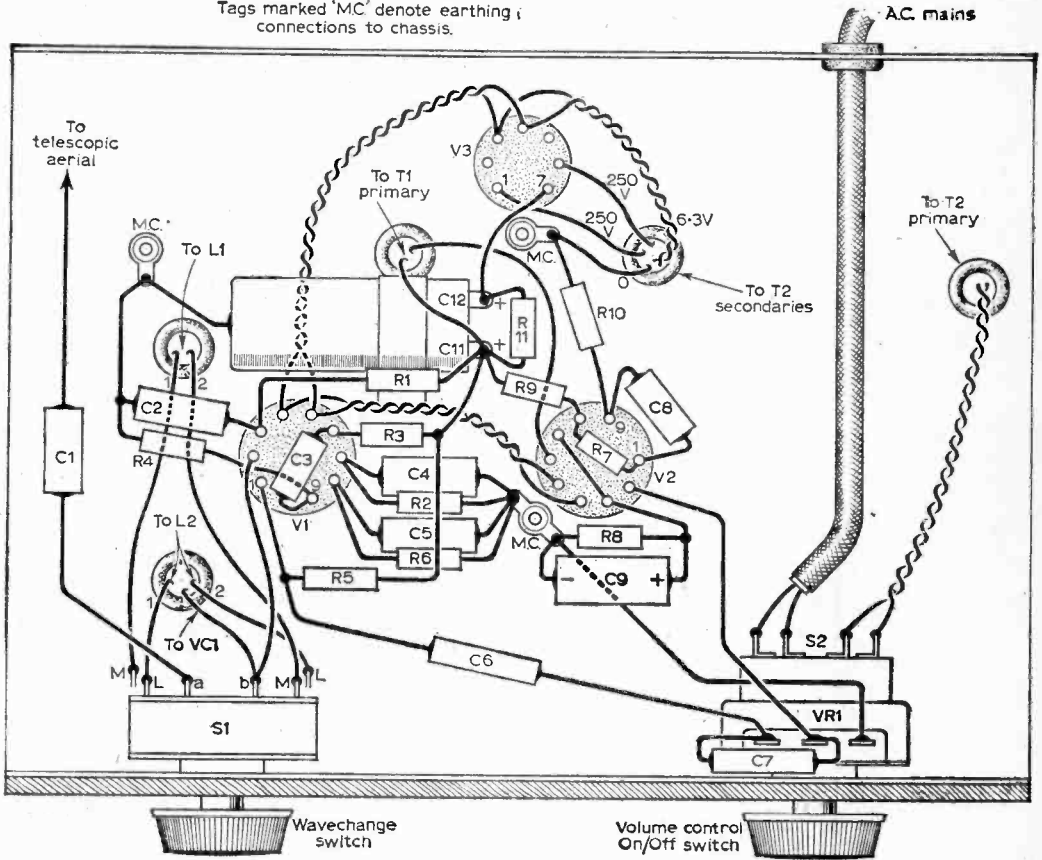


Fig. 3: The underchassis wiring diagram.

In the right-hand part of this diagram, details are given of the small aluminium bracket designed to take the tuning capacitor, VC1. This bracket is secured on to the top of the chassis by two bolts passing through two holes marked "a". It is possible to adjust the height of the tuning capacitor to line up with the hole drilled in the front panel (see later), but it is important to see that the plates do not short to chassis.

When these operations are complete, proceed by bolting the mains and output transformers in position, as shown in the diagrams. The coils, valveholders, tuning capacitor, volume control, wavechange switch and smoothing capacitor should then be mounted.

Wiring Up

The valve heater circuit should be wired up first. Take a pair of twisted leads from the 6-3V winding on the mains transformer to pins 4 and 5 of V1 and V2 and pins 3 and 4 of V3. The underchassis wiring can then be carried out with reference to Fig. 3. Any leads which run from the underside to the top of the chassis should pass via the grommetted holes.

When this has been carefully carried out, the top chassis wiring may be dealt with. Reference to Fig. 4 will give complete wiring details, and it will be seen that this operation consists mainly of wiring up the mains transformer and coils. It is important to see that those leads carrying h.t. are carefully insulated from the chassis.

The Front Panel

The front panel for the receiver is made from a piece of hardboard and measures 7½ in. x 5 in. The method of preparation may be seen in Fig. 5.

Three holes, each of ¾ in. diameter have to be drilled to take the wavechange, volume and tuning spindles. A cutout 2 in. x 1½ in. has also to be made for the loudspeaker. This panel is covered with fabric, but this should not be done at this stage.

The panel should be fixed to the front of the metal chassis with two countersunk bolts; the positions are indicated in Fig. 5.

When this has been done, remove the hardboard panel, but leave the two countersunk screws in position. Presuming the loudspeaker cut-out has been made, and the three ¾ in. diameter holes drilled, the loudspeaker can be mounted on the

panel, using four countersunk screws.

Now remove the loudspeaker but as before, leave the four bolts in position. The front panel can now be covered with a suitable fabric. As will be seen, when this has been done, the heads of the bolts are no longer visible, thus giving a neater appearance.

The panel can now be bolted once more on to the chassis and the bolts tightened accordingly. The loudspeaker and a small piece of fret can also be put in position.

The receiver is now finished and can be set aside temporarily.

Constructing the Cabinet

Five pieces of 1/4 in. plywood make up the cabinet. The top and bottom pieces measure 7 1/2 in. x 5 in., and the two sides 5 in. x 4 1/2 in. The back piece is the same size as the hardboard front panel that is 7 1/2 in. x 5 in., and all five pieces form a neat cabinet measuring only 7 1/2 in. x 5 in. x 5 1/4 in.

Small glue blocks are used to reinforce construction, and are put in position using a fairly strong glue and a few panel pins, which hold the blocks in position while the glue sets.

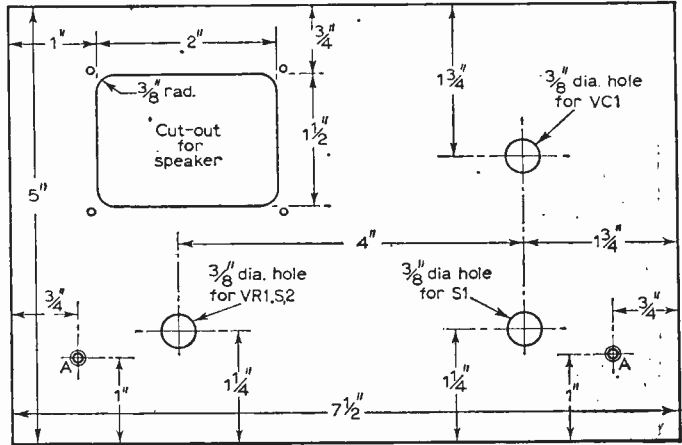
The cabinet should be sanded when it has been made to remove any rough edges. It can then be covered in the same way as the front panel with an attractive material.

The telescopic aerial should then be fixed to the cabinet, and a short length of flex attached to it. This has later to be connected when the receiver is inserted into its cabinet. The handle and four rubber feet can also be screwed in position in their appropriate positions.

Operation

It only remains now to test the receiver before putting it into its cabinet.

Connect a suitable mains lead to the set, and a good aerial (not necessarily the telescopic one), and turn the wavechange switch to the medium-wave position. Switch the set on and allow it to "warm up" for a few seconds. A faint hum should be heard from the loudspeaker if all is well, but if none can be heard or if there are intermittent crackles, check the circuit for dry joints.



Countersunk holes marked 'A' are for bolts securing panel to chassis

Fig. 5: Details of the front panel.

However, assuming all is well, turn up the volume control about half way and tune in a local station. If a printed dial has been fitted, it may be found that the station being received does not correspond to the pointer reading on the dial. This can be cured by adjusting the medium wave coil core, but it should be remembered that the position of this core also influences selectivity.

This operation should be repeated if the same problem occurs on long waves, only in this case the long wave coil core should be adjusted.

When satisfied with the performance of the receiver, connect up the loose lead from the telescopic aerial to S1a. The aerial capacitor C1 should be soldered in circuit between this lead and the switch.

Pass the mains lead through the hole in the back of the cabinet and insert the receiver into the cabinet. Finally, three screws should be used to secure the set in its cabinet; these screw into the three glue blocks in the front of the cabinet.

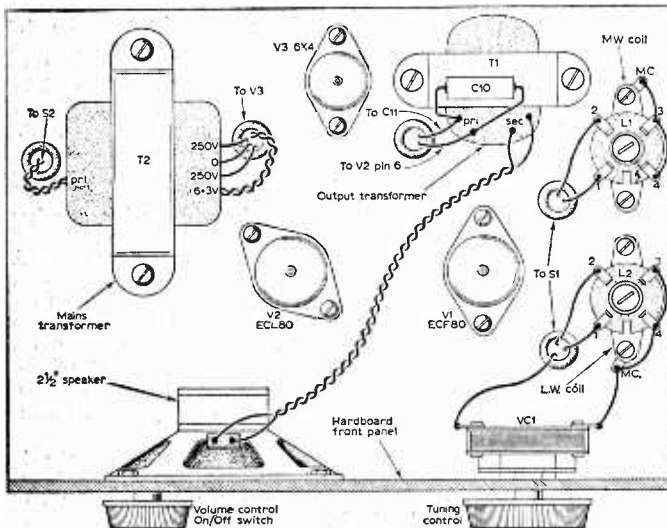



Fig. 4: The above-chassis layout diagram.

KELCO PRICE IS THE RIGHT PRICE!

KELCO RANGE OF COMPETITIVELY PRICED LOUDSPEAKER CABINETS

Strong wooden construction, covered in attractive two-tone washable plastic



EXTENSION SPEAKER CABINET

fitted 8in. P.M. Speaker. Size 8 1/2in. wide x 10 1/2in. high. Depth at base 5in. tapering to 3in. at top.

PRICE **30/-** P. & P. 2/6

FREE STANDING SPEAKER ENCLOSURE
Will accommodate two speakers (10in. & 5in.) Ideal for home Hi Fi or small rhythm groups. Size 17 1/2in. wide x 24in. high. Depth at base 11in. tapering to 3in. at top.


PRICE **£6.0.0** Carr. & Pkg. 5/-

COLUMN SPEAKER ENCLOSURE

Fitted five 8in. speakers. Size 11 1/2in. wide x 6 1/2in. high. Depth at base 9 1/2in. tapering to 4 1/2in. at top.

PRICE **£9.0.0** Carriage and Packing 7/6.

The above enclosures are similar in appearance to the Extension Speaker Cabinet illustration but sizes as stated.



THE "KELSON" HIGH FIDELITY SPEAKER CABINET

Size 23 1/2in. high x 11 1/2in. deep x 13 1/2in. wide, including plinth. Beautiful semi-matt medium walnut finish with Tygan covered front. Accommodates 8in. speaker with 1 1/2 x 10 1/2in. space below for fitting amplifier if desired.

OUR PRICE **£5.5.0** Carr. 7/6

SPECIAL OFFER !! The "Kelson" cabinet, complete with 8in. speaker and our 5 watt Amplifier, described on this page, supplied at the **SPECIAL INCLUSIVE PRICE OF ONLY £8.5.0.** Carriage Paid.

KELCO 5 WATT AMPLIFIER

An excellent amplifier with high gain pre-amplifier stage. Volume and tone controls, negative feedback. 3 ohm output transformer. Ready for immediate use. Ideal for Guitars, Record Players, P.A. systems in small halls.

OUR PRICE **£4.10.0** plus P. & P. 4/-

KELCO 2 WATT AMPLIFIER

Twin stage, printed circuit amplifier for A.C. 200/250 volts operation. Volume and tone controls. 3 ohm output transformer. Ready wired, guaranteed and supplied complete with 6in. round speaker and knobs. Will fit any record player cabinet.

OUR PRICE **£3.15.0** plus P. & P. 4/-

KELCO RADIOGRAM CHASSIS

A 5 valve, 3 waveband Superhet chassis for AC mains 200/250V. Incorporates ECH81, 6BF89, 6AT6 EL84 and E280 valves, high grade mains and output transformers, ferrite rod aerial, separate volume, tone, tuning and wave-change/gram controls (4 watts output).

Covers M.W. 200-550 metres, L.W. 1200-2000 metres. S.W. 15-50 metres. Attractive dial in Maroon and Gold. Overall size 8 1/2 x 13 x 7 1/2in. high. **BRAND NEW & FULLY GUARANTEED. NOT MANUFACTURERS SURPLUS.**

13 1/2 Gns. TAX PAID Carr. & Packing 7/6.

SPECIAL OFFER!

Famous make of CAR RADIO AERIAL

Complete with coax lead and plug, 3 section heavy chromed telescopic (17in. closed extending 43in.). Simple one-hole fitting, wing mounting.

OUR PRICE **21/-** P. & P. 2/-

SPEAKERS

We can supply all types and sizes of 3 ohm and 16 ohm speakers by leading manufacturers, Rola-Celestion, etc. Prices from 10/- to 24.

Examples:

7 x 4in. 12/-; 8 x 5in. 16/-;
8 x 3in. 12/-; 6in. 12/-; 8in. 18/-.
P. & P. 1/6 up to 6in.; 2/6 over 6in.

TRANSISTORS

All makes and types available, our stocks too large to list. Very competitive prices. Sent by return.

Example:

SET OF 6 TRANSISTORS AND DIODE. Brand new. Beautifully boxed, complete with circuit.

OUR PRICE **15/-** Post Free.

DO IT YOURSELF!

BUILD A RECORD PLAYER THE "KELCO" WAY AND SAVE MONEY!



Famous Autochanger or Single Player units supplied with brand new two tone de-luxe Portable Cabinets 17 x 15 x 8 1/2in. Strong carrying handle, gilt finish clips and hinges as used by famous make for 20 gns. models, ready cut out Motor Board 14 x 13in. Front baffle with 7 x 4in. High Flux loudspeaker and three watt amplifier. Amplifier ready built on metal chassis with output transformer, volume and tone controls. All items fit together perfectly. Special instructions enable assembly in 30 minutes, only five wires to join. Twelve months' written guarantee. Available separately or package deals as below.

KELCO PRICES FOR COMPLETE KITS

Auto Changer Kits (as above)
B.S.R. UA14 £11. 5. 0. P. & P. 5s. 6d.
Collaro £11. 10. 0. P. & P. 5s. 6d.
Garrard Autoslim £12. 0. 0. P. & P. 5s. 6d.

Single Player Kits (as above)
Garrard SRP10 £11. 0. 0. P. & P. 5s. 6d.
E.M.I. Auto Stop £11. 0. 0. P. & P. 5s. 6d.

INDIVIDUAL PRICES FOR THOSE WHO WISH TO PURCHASE SEPARATELY

Record Player Cabinet with cut out board. £3. 0. 0. P. & P. 3s. 6d.
Amplifier with 7 x 4 speaker £23. 15. 0. P. & P. 2s. 6d.

Autochangers
B.S.R. UA14 £5. 10. 0. P. & P. 5s. 6d.
Garrard Auto-slim £8. 17. 0. P. & P. 4s. 6d.

Single Players
E.M.I. Auto Stop £5. 7. 6. P. & P. 4s. 6d.
Garrard SRP10 £5. 7. 6. P. & P. 4s. 6d.
E.M.I. separate pick-up £3. 5. 0. P. & P. 3s. 6d.

Transcription Units—Stereo—Mono
Garrard 4HF £16. 0. 0. P. & P. 5s. 6d.
Philips AG1016 £12. 0. 0. P. & P. 5s. 6d.
Garrard AT8 £10. 5. 0. P. & P. 5s. 6d.

Replacement Stylus available:
Sapphire from 5s. 6d. Crystal from 4s. 6d. Stereo from 3s. 6d.

KELCO (RETAIL)

PLEASE NOTE! REGRET MAIL ORDER ONLY AT THIS ADDRESS

New premises opening shortly with facilities for CALLERS. Telephone for details


219A EAST INDIA DOCK RD.
LONDON E14. Tel. EAST 3226



Stentorian

MODEL H.F. 1016 'MAJOR'

This new unit makes use of the high flux density available in the magnet system of the previous H.F.1016 unit. A curved diaphragm is used with a rigid centre section coupled to the voice coil. The rigid coupling and the design of the cone termination give a balanced response over the whole audio range. The unit is specially suitable for use in the smaller type of enclosure having a volume of approximately 1½ cubic feet.



Type	Flux Density	Price	Type	Flux Density	Price
8" H.F.816*	16,000 gauss	£6.0.0	T.816	16,000 gauss	£5.13.6
8" H.F.812*	12,000 gauss	£3.12.9	T.12 tweeter	16,000 gauss	£13.4.6
8" H.F.810	10,000 gauss	£2.14.3	T.10 tweeter	14,000 gauss	£4.8.3
6" H.F.610	10,000 gauss	£2.5.0 Steel £2.6.9 diecast	T.359 tweeter	9,000 gauss	£1.10.6

* These 2 speakers incorporate a universal impedance speech coil.

Specification:

Chassis—die cast aluminium;
Cone—graded pulp cambric surround; Cone dia.—10 ins.; Pole dia.—1 in.; Flux density—16,000 gauss; Total flux—64,000 maxwells; Impedance—15 ohms.

Price: £8.19.6 (inc. tax)

WHITELEY ELECTRICAL RADIO CO. LTD. MANSFIELD, NOTTS.
Telephone: MANSFIELD 1762-5 London Office: 109 Kingsway, London, W.C.2
WA3

It's so easy to build TAPE EQUIPMENT with a MARTIN RECORDAKIT ...such honest value!

With a Martin Recordakit you can either build a complete tape recorder (in which case you can have it with deck and portable type case if desired) or assemble a pre-amp to connect the deck to existing amplifier system. There are Recordakits for two or four track Collaro, Magnavox and B.S.R. decks. When finished, you will enjoy performance and quality of wonderfully high standards more usually associated with far costlier equipment.

- Printed circuit board sections supplied complete tested and with valves in position.
- Kits well packed in fitted cartons and complete down to last screw and measured length of wire.
- Full assembling and operating instructions.

MARTIN RECORDAKITS

A brilliant new technique enabling you to combine, interchange and add stages by means of cleverly designed transistorised units to produce equipment just as you want. The range of kits so far includes:

- 8-STAGE SELECTOR SWITCH WITH MATCHING INPUTS.
- PRE-AMP & TONE CONTROL UNIT
- 3 WAY MIXER WITH NEW MATCHING SYSTEM
- AMPLIFIERS
- POWER PACKS

AMP. & PRE-AMP. KITS

8311-V—2 Tr. for Collaro 3 sp. deck with valves, transformers, knobs, etc.
8311-4-V as above, for 4 Tr.
8312-CP for Collaro 2 Tr.
8312-4 CP for Collaro 4 Tr.

COMPLETE KITS

Kit 'C' with 8311-V amp., case, 9" x 5" speaker and Collaro Deck.
Kit 'D' with 8311-4-V amp., case, Collaro Deck and 9" x 5" speaker.

11 gns.
12 gns.
8 gns.
9 gns.

28½ gns.

34 gns.



THE KIT
YOU BUY WITH
SUCCESS BUILT IN

- AMPLIFIERS FOR COMPLETE INSTRUMENTS
- PRE-AMPS TO ADD TO HI-FI
- 2 TRACK AND 4 TRACK
- AND NOW MARTIN AUDIOKITS

The newest thing in Hi-Fi construction systems

MARTIN ELECTRONICS LTD., 154/155 High Street,
Brentford., Middlesex.

Full details of Martin Recordakits

Full details of Martin Audiokits
Tick as required

NAME _____

ADDRESS _____

(Block letters)

PW12

MARTIN ELECTRONICS LTD., 154/155 HIGH ST., BRENTFORD, M'SEX

Phone: ISLeworth 5885/1161

A Sensitive THERMOSTAT

By P. Rowe

A simple, but effective constant temperature device

THIS simple circuit was designed to enable the temperature of an incubator to be kept constant, the ordinary bi-metallic type of thermostat being considered too insensitive for this particular application. The thermostat has been operated with complete success over the temperature range 15-70 deg. C.

Accuracy

The accuracy of the prototype was such that when a 40W bulb was used as a heating element in the incubator no discernible change in temperature was observed on a thermometer. This suggests an accuracy of higher than ± 0.1 deg. C.

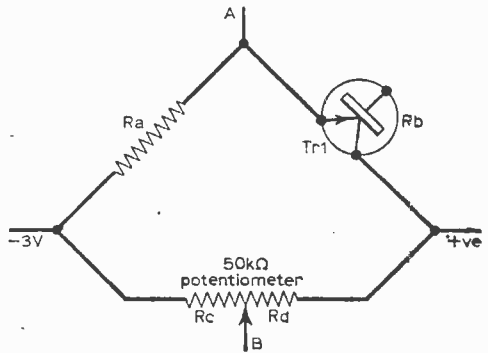
Fig. 1: This bridge circuit illustrates the principle of the thermostat.

Circuit

The heat sensitive component in this circuit is a transistor. The collector-emitter resistance of a transistor decreases with a rise in temperature and use is made of this property in the design to be described.

The transistor is placed in a bridge circuit as shown in Fig. 1. When the ratio $R_a/R_b = R_c/R_d$ then no p.d. is observed between the points A and B. The ratio R_c/R_d is altered by the potentiometer VR1 and the ratio R_a/R_b is altered by a rise in temperature of the sensing transistor.

When the temperature of the sensing transistor Tr1 rises, the base of Tr2 becomes negative, consequently the collector current rises, causing the negative voltage applied to the base of Tr3 to fall. The resultant fall in the collector current of Tr3 causes the relay RL1 to de-energise, so breaking the circuit to the heater.



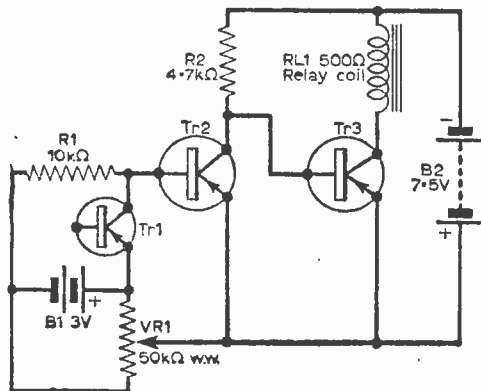
Transistors

Tr1 should be a metal encapsulated type, preferably painted black so as to respond rapidly to a rise in temperature. Glass encapsulated types may take too long to respond to a temperature rise to suit many applications.

All three transistors used in the prototype were surplus types but, as the characteristics of surplus types vary, suitable Mullard types are suggested.

An increase in temperature of Tr3 due to ordinary temperature fluctuations causes only a

Fig. 2: The actual circuit of the thermostat.



very slight rise in the total collector current, but a rise in temperature of Tr2 will cause a fall in the collector current in Tr3 which is many times larger due to the gain of the latter. This effect is minimised by reducing the gain of Tr3 to a minimum without a subsequent loss in sensitivity. A suitable transistor for Tr3 would be an OC70 with a gain of 30.

The gain of Tr2 only affects the sensitivity of the apparatus and not its susceptibility to fluctuations in room temperature. This transistor is selected to have as large a gain as possible and the OC75, which has a gain of 90, is suitable here.

The prototype amplifier had a d.c. gain of 3,300, and using an OC75 with an OC70 gives a gain of 2,700. If a MAT101 is used for Tr2 the current gain can be as high as 7,500, with a consequent doubling of sensitivity, but this may necessitate the use of high stability resistors. The potentiometer VR1 should in any case be a large diameter wire-wound component.

COMPONENTS LIST

R1	10k Ω $\frac{1}{2}$ W
R2	4.7k Ω $\frac{1}{2}$ W
VR1	50k Ω wire-wound potentiometer
RL1	Type 3000 relay, 500 Ω coil
Tr1	(see text)
Tr2	OC75
Tr3	OC70
B1	3V battery
B2	7.5V battery

Relay

The relay used was a P.O. type 3,000 with a coil resistance of 500 Ω . Only one set of contacts was used on the original relay, but no great loss in sensitivity should occur if two sets are used.

For heating coils of more than 100W, a heavy duty secondary relay must be used. A capacitor of about 0.02 μ F should be connected across the relay contacts to reduce sparking and interference.

Setting Up

When the thermostat was used with an incubator the potentiometer was rotated until the bulb became illuminated and was then rotated in the same direction to the end of the track. When the required temperature was reached, as indicated on a thermometer, the potentiometer setting was slowly backed off until the bulb was just extinguished. The incubator then maintained the required temperature. ■

Radioactivity in Rain

—continued from page 721

itself, i.e. half of the unstable atoms contained have disintegrated.

It is seen that, if one has the patience to carry out these experiments systematically and relate them to man-made and weather effects, a wealth of fascinating information can be obtained.

In general, such work places a rather heavy burden on individual experimenters, but it would be an ideal job for a radio club or school to run in teamwork, with an operator "on watch" at all times possible!

DRY FALLOUT OF ATOMIC-BOMB DEBRIS

Apart from debris washed down with rain and snow, there is a continuous deposition of radioactive dust during fine weather. Recent rates can reach values as high as 0.1 nanocurie per square yard per hour, as measured by the author with apparatus published in this magazine.

Since we require about 0.05 nanocurie in the fill of the advanced Geiger head to get one signal count per minute, and can observe 10 signal counts per minute with ease, it is very easy to get observable signals from dry fallout with this apparatus.

The same small p.v.c. bath tub, if left standing in the open air for a day or two in fine weather, and then swilled out with one or two spoonfuls of dilute nitric acid, generally gives quite strong signal counts when this swill liquid is filled into the advanced Geiger head. Indeed, signals are often so good that it is well worth while storing the resulting samples in small bottles to observe the rate of decay of this activity over the months following, and compare it with the rate of decay of activity from rainfalls of the same period.

VOLATILE DEBRIS

A final interesting experiment is to add the results of experiments three and four and compare

this with the remaining signal in experiment one after the natural radium has all gone.

One often finds that the remainder in experiment one is much larger than the sum of the measurements from experiments two and three. The difference can be due to two things: (a) "Volatile" activity i.e., that due to easily evaporated substances such as active isotopes of iodine or rare gases, which escape during the boiling for experiment four, and (b) lumps of activity which are enclosed in inert particles which even acid fails to break open (so-called "hot particles"), which thus remain lodged on the filter-paper even after this has been washed in nitric acid for experiment three.

Such "hot-particles" are easily measured by returning the filter paper once more to the p.v.c. bottle in front of the simple Geiger head, after washing in nitric acid. Each signal-count then still obtained represents about 0.5 nanocurie of "hot-particle" activity on the filter paper, and one can immediately relate this to the concentration in the original rainwater because one knows the amount of water filtered. Knowing now the hot-particle contribution, if any, the remaining difference must be the volatile contribution which escaped during boiling, which we have thus succeeded in measuring indirectly—there being no convenient direct method for measuring this.

This has now given all information at present gathered by the author in operating the Geiger counter equipment published in this journal, for studying rainfall.

Levels in foodstuffs, river water, drinking water, etc., are generally too small to observe, so that rainfall remains the major object of interest for studying with this apparatus we have designed for you.

The Editor will always be interested to hear of any striking effects any reader may notice with his apparatus and which he cannot explain in terms of the discussion given in this article. ■

TRADE ENQUIRIES
INVITED

RADIO CLEARANCE LTD.

Telephone: MUSEum 9188
EST. 35 YRS.

THE OLDEST COMPONENT SPECIALISTS IN THE TRADE

27 TOTTENHAM COURT ROAD, LONDON W.1

ANOTHER SCOOP— LIMITED QUANTITY ONLY

Don't miss a chance like this!

The "Minigram" Transistorised Record Player

FEATURES:

- Ready-built amplifier with four first-grade Mullard transistors.
- Plays 45 R.P.M. pop records.
- Built-in automatic stop.
- Lightweight and portable.
- Instruction leaflet supplied.
- Crystal pickup with expendable stylus.
- Operates from a 9V battery (3/6 ext.)
- Available in two colours—cream/red or cream/blue.
- The Perfect Xmas Gift.
- A real "FAMILY FAVOURITE".
- Ideal for Teenagers.
- For use ANYWHERE.
- Hours of amusement for the younger members of the family.
- Assemble one of these amazing Players in less than 30 minutes; supplied in 3 complete units with only 10 connections to make.
- Approximate dimensions 9x8x4in.



- A** Motor and pickup deck (2/6 P. & P.) **39/6** ONLY **79/6**
- B** Ready-built 4-transistor amplifier, complete with volume control and L'speaker (2/- P. & P.) **35/-** the complete package (plus 5/- P. & P.) or any unit sold separately.
- C** Portable two-tone case with handle (1/- P. & P.) **5/-**

Loudspeaker Bargains Still Available

Extensive purchases of Brand New and Guaranteed Plessey loudspeakers enable us to offer these units at THE LOWEST PRICES EVER! Don't miss this golden opportunity to obtain permanent-magnet LOUDSPEAKERS of the production line at LESS THAN THE MANUFACTURER'S COST! Read carefully the prepared list below and choose just the right speaker for the job—COMPARE THE PRICES ANYWHERE! SELLING FAST—STOCKS CHANGING RAPIDLY.

SCHEDULE OF LOUDSPEAKERS AVAILABLE

Diameter in inches	Gauss in lines	Imped. in ohms	Price	Diameter in inches	Gauss in lines	Imped. in ohms	Price	Diameter in inches	Gauss in lines	Imped. in ohms	Price	Diameter in inches	Gauss in lines	Imped. in ohms	Price
2	7000	80	5/-	4	6000	3	8/-	5	4000	3	8/-	5	9500	5	10/6
2 1/2	7000	35	8/6	4	7000	3	8/6	5	6000	5	8/-	5	1000	3	11/6
2 1/2	7000	50	8/6	4	9000	5	9/6	5	7000	3	8/6	5	6000	25	10/6
2 1/2	7000	90	8/-	4	6000	25	10/6	5	7000	4	8/6	5	8500	25	11/6
3 1/2	8500 (E.M.I.)	3	8/6	4	7000	25	11/6	5	7500	3	9/-	5	8500	25	11/6
3 1/2	7000	35	8/8	4	6000	35	10/8	5	8500	3	9/6	5 1/2	7000	3	11/-
3 1/2	9500	50	10/6	4	7000	35	11/-	5	8500	5	9/6	5 1/2	7000	5	11/-
4	8000	3	7/6	4	9500	35	11/6	5	9500	5	10/8	5 1/2	8500	3	11/6

Elliptical Size	Gauss in lines	Imped. in ohms	Price	Elliptical Size	Gauss in lines	Imped. in ohms	Price	Elliptical Size	Gauss in lines	Imped. in ohms	Price	Elliptical Size	Gauss in lines	Imped. in ohms	Price
5 x 3	6000	3	7/6	5 x 3	9000	35	11/-	7 x 4	9500	3	11/-	8 x 2 1/2	9500	5	10/-
5 x 3	7000	3	8/-	6 x 4	6000	3	8/6	7 x 4	9500	30	11/8	8 x 5	6000	3	8/6
5 x 3	9000	3	8/6	6 x 4	7000	3	9/-	8 x 2 1/2	6000	3	9/6	8 x 5	7000	3	9/-
5 x 3	9000	4	8/6	6 x 4	8500	3	9/6	8 x 2 1/2	7000	3	9/6	8 x 5	8500	3	9/6
5 x 3	9000	5	8/6	6 x 4	9500	3	10/-	8 x 2 1/2	6000	30	9/6	8 x 5	8500	3	9/6
5 x 3	6000	25	9/6	7 x 3 1/2	9500	3	10/8	8 x 2 1/2	8500	5	9/6	8 x 5	8500	2	10/-
5 x 3	7000	25	10/6	7 x 4	7000	3	10/-	8 x 2 1/2	9500	3	10/-	8 x 5	9500	15	18/6
5 x 3	8000	25	11/-	7 x 4	8500	3	10/8	8 x 2 1/2	9500	4	10/6	10 x 6	10000	5	18/6

ALLOW 2/- each speaker for postage and packing, and please specify the exact requirements—the nearest available will be sent.

OVER 50,000 SOLD AND STILL THE DEMAND CONTINUES FOR OUR "HEAVENLY TWINS"

Ask for a demonstration in the shop.

"CAPRI"

Sensitive!
Super-selective!
Superb

Speaker!
New Price
NOW ONLY
79/6

(2/- P. & Pkg.)
Pocket Super-het MW and Drexel LW
Size 4 1/2 x 2 1/2 x 1 1/2 in.
Constructional data 1/8 Post free.



The best and easiest transistor build-yourself sets available.

Send S.A.E. for FREE PARTS LIST

6 First Grade MULLARD Transistors Diode(s) and all components BRAND NEW and GUARANTEED

Choice of a dozen stations in daylight...

"CONTESSA Mk. III"

"QUEEN OF THEM ALL"

ONLY **£9.19.6**

(3/6 p. & pkg.)

PORTABLE CAR RADIO
2 WAVEBAND SUPER-HET
Construction manual 2/10 Post Free.



Inclusive price for all associated components, case, battery and instruction Book complete in every detail.
ANY PARTS SOLD SEPARATELY ON THE BUILD-AS-YOU-BUY SCHEME

CONTESSA III £9.19.6 (plus 3/6) (plus 2/-)
CAPRI Battery 2/8 ext. **79/6**

SELECTED GUARANTEED BARGAINS
Beautifully geared AM/FM 2 Gang Condensers, 4/8; AM/FM IFT's 465 kc/s and 10.7 Mc/s, 4/6 pair; Magnavox Crystal Tape Recorder Mk. 12/6; Double-tuned Transistor ferrox IFT's Q120, 470 kc/s, 5/8 pr; 3 matched IFT's and oscillator coil for Mullard transistor circuits, 10/6 the set; Plessey-Brayhead turret tuners 34/38 Mc/s, valves 8/6 each; 3 watt Stereo Amplifiers, complete, ready to switch on 79/6; Sentercoil rectifiers R3/2D-D3-2-1Y, 2/6 each. DIODES—CA70, OAT8, CAB1, OAS0, CG45H, GD10 8/- each.
TRANSISTORS: Set of 6 (RF and LF) including 1 watt matched pair, heat sink and diode, 13/6 the set; OC44 (for equiv.), 6/8; OC45 4/6; OC41 5/6; matched pair 12/-; PXC 101A 4/6, matched pair 9/6; PXA 101 5/6; AF 115 4/6. Submin. Germanium diode 1/3. Please send STAMPED and ADDRESSED envelope with any enquiry. We regret no catalogues—our stocks move too quickly! Kindly make provision for additional postage and packing charges to avoid delay. Terms: Cash With Order or C.O.D. on Orders Over 10/-

"THE CONSTRUCTOR'S PARADISE" BEAR HUDSON LTD.

63, GOLDHAWK ROAD, SHEPHERD'S BUSH, LONDON, W.12
(Next to Goldhawk Road, Metropolitan Stn.) Phone SHE 2581/4794
Open all day Saturday

COMPONENTS - HI-FI - BOOKS - SERVICE

- 24-HOUR MAIL ORDER SERVICE with all goods guaranteed.
- ★ FREE POSTAGE on orders over 20/-; add 1/- postage if under.
- ★ HI-FI INSTANT COMPARISON ARRANGEMENTS.
- ★ COMPREHENSIVE TECHNICAL SERVICE for Customers.
- ★ BULK PURCHASING DEPT. and own manufacturing facilities mean LOWEST PRICES.

TSL "KITBOARD"

THE NEWEST THING FOR CONSTRUCTORS
better than a printed circuit board!
Size 1—3/6
4 1/2 x 3 in.
Size 2—2/6
2 1/2 x 4 in.

Perfect for assembling modern subminiature components into the smallest possible arrangements. Perforated 10 holes to the inch. Strong, light. Suitable for all transistor equipment.

THE FANTASTIC SINCLAIR 'SLIMLINE'

VEST-POCKET RECEIVER



- ★ MAT TRANSISTORS
- ★ AMAZING RANGE AND QUALITY
- ★ LESS THAN 3 x 1 1/2 x 1 in.
- ★ SUPER SENSITIVE

All parts (except bat.) come to 49/6
POST FREE
With full instructions.

This fantastic receiver, using latest Micro-Alloy Transistors brings in countless stations (med. wave) with truly superb quality and sensitivity. Absolutely self-contained with printed circuit board and all parts for easy building. With special ear-piece.

OPENING EARLY NOVEMBER

Another Bear Hudson shop for keen constructors!
11 JERDAN PLACE, FULHAM, S.W.6
(At junction of North End Rd. & Fulham Broadway.)

M.A.T. MICRO-ALLOY GOLD-PLATED TRANSISTORS

Operate up to 150 Mc/s with current gains of better than 250. With a single "MAT", stage gains as high as 10,000 times are possible. Absolute minimal voltage and current collector requirements: ultra low-noise, gold-plated leads. FULL DATA SHEETS FREE. Also "Tested Circuits using MATs" covering S.W., I.F.S., Personal and TV applications (size 10 1/2 x 7 1/2 in.) 5/- post free.


ADT.140 New wonder transistor with cut off at 500 Mc/s. 15/-

2/0 WELWYN HI-STAB RESISTORS
List 2/6 ea.—our price 9d.—or 8/- doz.

TRUE HI-FI FROM CRYSTAL P.U.S.

TSL
CONSTANT VOLTAGE
EQUALISER

This remarkable new TSL development enables quality almost as good as the finest professional magnetic pick-ups to be obtained from crystal or ceramic types. With it, even cheap record players become first-class instruments. With good equipment results are astonishing. Ideal for B.S.E., Collaro, Garrard and Aoco. With plugs for mono or stereo. 3 years' guaranteed. Ready for use. 30/- POST FREE



THE SINCLAIR MICRO INJECTOR
Perfect for fault tracing. Facilitating to build. Practically small. 27/6

HI-FI AMPLIFIERS

NEW VALVE AND ALL-TRANSISTOR TYPES
14 WATT integrated hi-fi valve amplifier with controls. Built and tested. £9.19.6
In kit form with valves, instructions, etc. £7.17.6

TODAY'S SUPREME VALUE — BRITISH MADE
GORLER TYPE AMPLIFIER TYPE 12005 59/6

All-transistor subminiature quality amplifier 60-16,000 c/s ± 3dB, 70-14,000 c/s ± dB. 5mV in for 1 watt out at 6V. Built and tested. 47/6

Send now for details of these Amplifier Bargains. In Kit form.

BERNARDS BOOKS FOR

TRANSISTOR CONSTRUCTORS

184 Tested Transistor Circuits using Modules. 2/6 Post free.

185 Tested Shortwave Receiver Circuits using MATs. 5/- Post free.

186 Tested Superhet Shortwave and Communication Receiver Circuits using MATs. 6/- Post free.

Send 6d. for full catalogue of Bernards Books. We stock the Parts You Need for the Circuits too!


HI-FI by GARRARD, LEAK, LORENZ, QUAD, RADFORD, TSL, WHARFEDALE, W.B., etc.

VALVES SAME DAY SERVICE

NEW! TESTED! GUARANTEED!

SETS 1R5, 1R5, 1T4, 3S4, 5V4, DAF91, DF91, DK91, DL92, DL94 ... Set of 4 for 15/-
DAF92, DF92, DK96, DL96 4 for 23/6

1A7GT 9/-	6U4GT 9/9	CY1 12/6	ECH81 6/6	PC94 6/-	U52 4/3
1D5 6/6	6V6G 3/9	CY31 5/9	ECL90 6/3	PC95 7/6	U78 3/9
1H5GT 8/3	6V6GT 8/8	DAC32 8/3	ECL82 7/6	PC98 5/-	U181 11/-
1N5GT 8/-	6X4 3/9	DAF91 3/9	ECL86 9/-	PCF80 5/9	U281 9/6
1R5 4/9	6X5GT 8/9	DAF96 6/-	EF37A 5/6	PCF82 6/9	U282 14/6
1S5 3/9	7B7 8/-	DCC90 6/9	EF39 3/9	PCF84 11/9	U291 9/-
174 2/6	7C5 7/9	DF33 3/-	EF41 6/6	PCF86 3/-	U301 12/6
3A5 6/9	7C8 7/6	DF91 2/6	EF42 5/6	PC81 13/-	UAB80 5/9
3C4 5/6	7HT 5/9	DF86 6/-	EF80 4/3	PCL83 9/-	UAF42 8/-
3S4 4/9	7Y4 5/-	DH78 3/9	EF85 5/-	PCL84 5/-	UBC41 6/11
3V4 5/6	7Y4 5/-	DH77 4/9	EF86 6/3	PCL85 8/6	UBC91 7/3
5U4G 4/6	10C1 9/6	DK32 9/-	EF89 4/-	PEN4DD	UBF90 7/9
5Y3GT 5/-	10C2 13/-	DK91 4/9	EF91 9/6	PEN4A 7/3	UBF89 7/9
5Z4G 8/6	10P9 10/-	DK92 6/9	EF92 9/6	PEN36C 8/-	UC92 10/-
6A9G 6/9	12A76 4/9	DK96 6/6	EF184 8/9	PL36 8/9	UC93 9/-
6AL5 2/-	12A7T 3/9	DL33 7/3	EL33 7/6	PL38 16/6	UC95 8/9
6AQ5 6/-	12AU7 4/9	DL35 6/9	EL41 7/9	PL82 6/6	UCF90 10/3
6A18 4/9	12AX7 4/9	DL82 4/9	EZ42 7/6	PL83 5/6	UCH42 7/6
6BA6 5/3	12X7GT 4/3	DL94 5/6	EL84 5/6	PL84 6/9	UCH81 7/6
6B6 5/3	12X8GT 8/9	DL96 6/-	EM34 7/3	PL84 6/9	UCL82 8/9
6BG6G 12/6	12Q7GT 4/3	EABC90 5/3	EM80 6/9	PL85 9/-	UL83 7/3
6BH6 5/-	12Z6 8/6	EAF42 8/-	EM81 7/9	PY32 9/-	UF42 5/-
6BJ6 5/6	12Y6G 13/6	EB91 2/-	EM84 8/3	PY80 5/3	UF89 8/3
6CD6G 26/6	20B2 11/9	EB93 3/9	EM87 8/9	PY81 5/9	UL41 7/-
6E1 6/6	20P4 14/9	EBC41 7/3	EY51 6/-	PY82 6/6	UL46 8/9
6F13 9/6	20P5 14/9	EBC81 6/9	EY86 6/-	PY88 8/-	UL84 6/3
6F14 9/6	25L6GT 5/9	EBF90 7/3	EZ40 5/6	TH21C 10/6	U07 7/6
6F23 9/6	25U4GT 10/6	EBF83 7/9	EZ41 7/6	TH233 15/-	UX21 8/6
6K7C 1/6	30E11 9/6	EBP89 6/9	EZ80 4/6	TY36F 11/9	UY41 4/9
6K7GT 4/-	30L15 10/-	EBL21 9/3	EZ81 4/6	U22 18/-	Y85 4/3
6K8G 4/3	30PL1 9/-	ECC40 7/6	KT32 5/-	U24 15/-	VP41 5/-
6K8GT 7/9	30PL13 9/6	ECC81 3/9	KT38 14/-	U25 9/-	VP42 15/-
6L8G 5/9	35A5 14/-	ECC82 4/9	KT61 7/6	U37 10/-	W77 3/9
6L8D 5/3	35L6GT 7/9	ECC83 7/-	KT83 3/9	U47 9/9	W78 2/6
6P25 7/9	35Z4GT 4/11	ECC84 6/3	MU14 5/-	U50 4/6	W79 14/-
6P28 9/6	AZ1 6/-	ECC85 7/3	MX40 9/-		
6Q7G 4/9	AZ31 6/11	ECP80 6/3	N18 5/6		
6Q7GT 7/9	B36 4/9	ECP82 6/9	N37 10/-		
6SL7GT 5/9	CB131 17/8	ECH35 6/6	PC95 9/-		
6SN7GT 4/-	CL33 9/6	ECH42 8/3	PC97 8/-		



The PUNCH you need!

HOLE PUNCHES

Instant Type	6/10 ea.
3/8" diameter	8/6 "
Screw-up Type	9/6 "
1/2" diameter Toggle switch	10/2 "
...	10/8 "
...	11/8 "
1/2" diameter Int. Octal	13/4 "
...	16/2 "
...	18/10 "
...	21/8 "
...	24/4 "
...	33/2 "
Meter

Complete Set £9.3.6.

No extra charge for postage and packing in the U.K.

Oliver & Randall Ltd

Dept. 7
7 KELSEY PARK ROAD
BECKENHAM, KENT
Tel.: Beckenham 8262

READERS RADIO

24 COLBERG PLACE, STAMFORD HILL
LONDON N16 STA. 4587



LETTERS TO THE EDITOR

WARNING

SIR,—I read with the utmost concern, the letter headed 'Permanent Valve Identification' from J. H. Turner which appeared in the November issue. The chemicals referred to are not only dangerous to handle, but their reactive products are extremely toxic and should they come into contact with the skin, most serious consequences will result!

If any of your readers have tried using these chemicals and have allowed any of the products to come into contact with their skin, they should see their doctor *immediately*, as hydrogen fluoride can rot the skin under the outer epidermis.—J. G. RANSOME B.Sc. (Barnet, Hertfordshire)

SATISFIED CUSTOMER

SIR,—In a recent issue of P.W. I made use of your "sell or loan" service on the Letters page. Since then I have received no fewer than 25 replies to my request for copies of P.W. (one reply came from South Africa!). All of these came from thoughtful enthusiasts to whom I would like to extend my heartiest thanks.

After such a large response, I had far more copies than I required, and so I have forwarded these to other correspondents who have inserted requests for the same issues.—E. S. WOOD (Canterbury, Kent).

[I was very pleased to receive this letter from Mr. Wood as it is encouraging to learn that readers of P.W. are so willing to help their fellow enthusiasts. I suggest that when more data is provided in response to such requests than is required, and when the sender states that he does not want it returned, readers should follow Mr. Wood's example and forward it to any other P.W. correspondents requiring the same data.—ED.]

CROME TAPE IS PLASTIC

SIR,—With regards Mr. Featherby's suggestion in the September issue of P.W. that adhesive tape could be used for screening wires, I would point out that this sort of tape is in fact, a plastic, and would therefore be of no use for this purpose.—E. EVANS (Llandyssul, Cardigan).

TRANSISTOR PROTECTION

SIR,—During the three years in which I have taken P.W., I have accumulated a fair knowledge of radio. However, due to lack of funds and no lack of homework, my main practical experience has been servicing the small transistor receivers of

Whilst we are always pleased to assist readers with their technical difficulties, we regret that we are unable to supply diagrams or provide instructions for modifying commercial or surplus equipment. We cannot supply alternative details for receivers described in these pages. **WE CANNOT UNDERTAKE TO ANSWER QUERIES OVER THE TELEPHONE.** If a postal reply is required a stamped and addressed envelope must be enclosed with the coupon from page iii of the cover.

The Editor does not necessarily agree with the opinions expressed by his correspondents

my schoolmates, which suffer from so many unaccountable accidents.

One of the most usual faults is the destruction of one or more of the transistors, by the reversal of the battery. Accordingly I tried the suggestion made by Mr. Beecham in the September issue, which was of a protection device to prevent damage to transistors when a battery is incorrectly connected. This device was to use diodes.

However I have found that the only diodes with sufficient reverse resistance to provide this protection, also have sufficient forward resistance to drop an appreciable amount of the voltage applied to the set.

I would, by the way, like to correspond with any radio enthusiasts of my own age—13 years—who are interested in taking the R.A.E.—C. HARGIS (Boscombe, Hampshire)

COMPONENTS APPEAL

SIR,—I am employed as an occupational therapist at an Essex hospital, in charge of the metal work section. Within the last year I discovered that one or two patients were interested in radio and so I have added this to our list of activities. I managed to get hold of a number of broken radio and television receivers which were stripped down for spare parts. However, now that enthusiasm for this subject is increasing, many of the patients want to start building transistor receivers and the like, and I realise that salvaged components are not sufficient. Unfortunately our budget will not run to buying these components new and so I would like to appeal to any of your readers who may have components they might otherwise discard or never use, to forward them to the address below.

I am sure that if your readers realised how much the patients enjoy making up simple circuits, it would be ample reward for any donations of components they care to make.—J. A. CLOSE, M.O.T. Department, Warley Hospital, Brentwood, Essex.

VOCIFEROUS HAMS

SIR,—I happened to be well placed for eavesdropping the ham bands in both halves of the world and what I haven't heard in the way of utter rubbish on the air, isn't worth hearing!

One wonders how some of these phone operators ever got their licence: some of their remarks on electronic subjects are staggering to say the least.

In addition to these "fortunate" licence holders, I have bagged a multitude of less fortunate, though

highly intelligent operators, having no call-sign. These boys are quite content to utilise their knowledge and ability to build and operate a transmitter both in and out of band, quite regardless of existing local regulations. But one must admit they cut the cackle to a minimum, a quality their licenced brethren would do well to adopt.

With due consideration to the operators across the Pacific, I must say they are the least technical in their ragchews, while those in the U.K. are dreadful gentlemanly and would do well to get tougher toward frequency squatters, lids, etc. Some of the neatest work I've heard is from the Australian and African hams.

But to go on to other matters, it is my opinion that the majority of radio hams are very aptly named being no more than "hams" in the truest sense of the word. Having bought or built their transmitters and certainly bought their receivers, they sweat up morse, acquire enough technical knowledge to scrape through an exam and then proceed to degenerate into talkative phone operators.

With the bands already choked, amateurs should count themselves fortunate to have any space at all. It might be an idea to close all amateur bands except those in the v.h.f. and u.h.f. regions. Then we would again see some real work done by the amateur, for any one who has tried to build and operate a transmitter over 220Mc/s will appreciate the technical difficulties involved.—HUGH A. L. WAGNER (Kuala Lumpur, Malaya).

FREEDOM, DEMOCRACY AND NOVICE LICENCES

SIR,—I simply cannot allow Mr. R. L. J. Stevenson's letter (October issue) to pass without comment.

From the tone of his letter, I guess him to be both young and remarkably ill-informed, not only on the licensing of radio transmitters, but also about the meaning of a free and democratic society. Perhaps Mr. Stevenson should be reminded that in a democracy, rules are made "by the people, for the people," and are intended to safeguard the interests of society as a whole. It follows that breaches of the rules must inevitably lead to infringements of other peoples rights, to which they are equally entitled.

Similarly with radio, if just anyone could use a transmitter without proper knowledge, then chaos would reign and many more television sets would be consigned to the scrap heap as useless in the face of the obliterating interference caused by our freedom-loving neighbours, all happily exercising their individual rights.

Apart from all this however, there are the international agreements to be honoured, since radio waves have a habit of travelling quite a long way at times, and under these international rules, certain basic minimum requirements are laid down to ensure that essential services can survive. again for the benefit of the majority. — H. R. BOUTLE (Bedford)

SIR,—With the publication of yet another letter on the subject of "novice licences" (P.W., October) we hear once again the ill-disguised cry

of "I'm too lazy to study the subject yet I want all the privileges just the same".

I laugh at the phrase "a highly technical examination. . .", Mr Stevenson. Blind and bed-ridden people can successfully cope so who are you to demand exemption? Where is your pride and self-respect? He is indeed a poor advocate who refuses to make any effort in something in which he professes great interest.

I suggest the time has come to declare this subject closed and to devote the space to more fruitful topics.—F. ALLAN HERRIDGE (Basingstoke, Hampshire).

SIR,—I fully endorse the comments of your correspondent, R. L. J. Stevenson. Because a ham has obtained a ticket it does not mean that he is a good operator, as a few nights listening to the amateur bands will prove.

Licences are peculiar things, aren't they? For 10s. anyone can get a driving licence with little or no questions asked. He doesn't have to know the technical details of an internal combustion engine, he may not even have read the Highway Code, yet he is let loose on the road to go where he likes. At the Post Office counter one can obtain a gun licence and blast away merrily with a double-barrelled shotgun.

Practical experience is the greatest teacher, and I am sure the City and Guilds of London Institute will not mind if I quote a paragraph from the No. 55 R.A.E. syllabus 1963/1965:—"Where courses are provided, it is recommended that theoretical lectures should be accompanied, wherever possible, by simple practical demonstrations and students should be encouraged to regard practical work as an integral part of their training".

I feel sure that arrangements could be made for practical work with transmitters, and given this experience many of us would turn out better operators.—E. F. TWEED (Great Yormouth, Norfolk).

Sir—I would be grateful if any reader could sell or loan me . . .

. . . the June and July 1958 issues of P.W.—G. M. WATSON, 2 Winn Court, Winn Road, Southampton, Hampshire.

. . . any information at all on the type 46 Mk.III transmitter/receiver.—P. A. BOWEN, 147 The Crossways, Portchester, Nr. Fareham, Hampshire.

. . . the July 1951 issue of P.W.—P. RAMSEY, 259 Beckfield Lane, Acomb, Yorkshire.

. . . the issues of P.W. in which G. Favour described the construction of a v.f.o. unit.—J. T. JONES, 1 Chorlton Close, Childwall, Liverpool 16.

. . . the circuit and instructions of the miniaturised three-valve transmitter given in the August 1961 issue of P.W.—P. PLACE, 41 Millford Road, Plumstead, C.P., South Africa.

. . . the circuit and any other data for the R1392.D receiver.—R. F. COX, Three Lands Cottage, Chalford Road, Postcombe, Oxford.

. . . the May 1959 issue of P.W.—C. HERBERT, 71 Longthornton Road, Streatham, London, S.W. 16.

. . . the issues of P.W. giving details of the No. 19 set.—T. L. RICHARDS, Salisbury, No. 2 R.D., Timaru, New Zealand.

. . . the circuit and/or manual of any electric organ (H. R. McDermott's preferred). If required, I will return any data by registered mail.—F. BRINCAT, 87 Old Church Street, B'Kara, Malta.

PRE-CHRISTMAS CLEARANCE SALE!

STOCK ROOMS MUST BE CLEARED FOR CHRISTMAS STOCKS, AND PRICES SLASHED

Stock No. 101—Few Only MAINS BURG-LAR ALARMS. With complete set of door and window microswitches and Connecting Wire etc. Advertised at 79s. OUR PRICE to clear 39/6, plus 3/- P. & P.

Stock No. 102—BRASS RIGHT ANGLE BRACKETS, drilled with 2 holes. Approximately 1in. square. Only 9d. a pair.

Stock No. 103—9 ONLY ELECTRIC SHOE BRUSHES. To clear 8/6, plus 1/6 P. & P.

Stock No. 104—MINIATURE MEDIUM WAVE TUNING COILS with reaction winding. Clearance price 2/- each, plus 6d. P. & P.

Stock No. 105—39 ONLY PRECISION CAMERAS. Takes 127 film. To clear 8/6 each, plus 1/6 P. & P.

Stock No. 106—193 ONLY MINIATURE PLASTIC RADIO CABINETS, complete with Chrome carrying Handles, Dial and tuning knob. Size 5 1/2 x 3 1/2 in. Clearance price only 5/6, plus 1/- P. & P.

Stock No. 107—PRINTED CIRCUITS of 3 Transistor Reflex Radio made to fit above radio, 2/6, plus 1/6 P. & P.

Stock No. 108—MINIATURE PRINTED RADIO CABINETS, 5 x 3 1/2 x 3 1/2 in., 3/6 each to clear, plus 6d. P. & P.

Stock No. 109—BEAUTIFUL MINIATURE SIZE PLASTIC RADIO CABINETS. Size 5 x 3 x 1 1/2 in. Printed and ready drilled. OUR PRICE 3/6, plus 1/- P. & P.

Stock No. 110—MINIATURE PLASTIC RADIO CABINETS unprinted. Size 3 x 2 1/2 x 1 1/2 in., 2/6 each to clear, plus 6d. P. & P.

Stock No. 111—BEAUTIFULLY MOULDED MINIATURE PLASTIC RADIO CABINETS, complete with trolley carrying handle and tuning knob. Size 4 x 2 1/2 x 1 1/2 in. Price to clear 3/6, plus 6d. P. & P.

Stock No. 111a—Specially Printed Circuits for above cabinet of two transistor reflex radio, 2/6, plus 6d. P. & P.

Stock No. 112—EXCEPTIONALLY GOOD LOOKING PLASTIC RADIO CABINETS "BLIM LINE". Size 6 x 3 1/2 x 1 1/2 in. Clearance price 5/9, plus 9d. P. & P.

Stock No. 113—40 ONLY BLACK CRACKLE SPEEL INSTRUMENT TYPE RADIO CABINETS. Size 6 1/2 x 5 x 3 1/2 in. SPECIAL PRICE, 6/6, plus 1/6 P. & P.

Stock No. 113a—BEAUTIFUL BLACK & GOLD READY DRILLED FRONT RADIO PANELS TO GO WITH THESE, 5/-, plus 1/- P. & P.

Stock No. 114—MINIATURE RADIO CABINETS IN GOLD but un drilled. Size 4 1/2 x 3 1/2 in. Give away price of 2/6, plus 6d. P. & P. Special carrying cases for above at 1/6, plus 6d. P. & P.

Stock No. 115—RADIO CABINETS same as specified as above but upright design, 2/6 each, plus 6d. P. & P.

Stock No. 115a—Special carrying case for above at 1/6, plus 6d. P. & P.

Stock No. 116—ANOTHER TYPE RADIO CABINET horizontal, 2/6 each, plus 6d. P. & P.

Stock No. 125—BRAND NEW MAGNETIC DEAF AID TYPE EARPIECES, complete with Plug and Socket, 300 ohms. OUR SPECIAL PRICE 5/-, plus 6d. P. & P.

Stock No. 126—BRAND NEW CRYSTAL DEAF AID TYPE EARPIECES. Our price 4/-, plus 6d. P. & P.

Stock No. 127—DECORATIVE SPEAKER GRILLE 2in. diameter, 3 for 1/-, plus 6d. P. & P.

Stock No. 128—4in. PLASTIC CARRYING HANDLES with fixing screws, 6d. each, plus 6d. P. & P.

Stock No. 129—BRAND NEW ASSORTED RADIO KNOBS including pointer types, 6/- a doz. plus 9d. P. & P.

Stock No. 129a—BRAND NEW ASSORTED RADIO KNOBS including pointer types, 6/- a doz. plus 9d. P. & P.

Stock No. 130—BRAND NEW ASSORTED RESISTORS in packets of 100, 6/-, plus 6d. P. & P.

Stock No. 131—BRAND NEW ASSORTED RESISTORS in packets of 100, 6/-, plus 6d. P. & P.

Stock No. 132—BRAND NEW ASSORTED RESISTORS in packets of 100, 6/-, plus 6d. P. & P.

Stock No. 133—BRAND NEW ASSORTED RESISTORS in packets of 100, 6/-, plus 6d. P. & P.

Stock No. 134—BRAND NEW ASSORTED RESISTORS in packets of 100, 6/-, plus 6d. P. & P.

Stock No. 135—BRAND NEW ASSORTED RESISTORS in packets of 100, 6/-, plus 6d. P. & P.

Stock No. 136—BRAND NEW ASSORTED RESISTORS in packets of 100, 6/-, plus 6d. P. & P.

Stock No. 137—BRAND NEW ASSORTED RESISTORS in packets of 100, 6/-, plus 6d. P. & P.

Stock No. 138—BRAND NEW ASSORTED RESISTORS in packets of 100, 6/-, plus 6d. P. & P.

Stock No. 139—BRAND NEW ASSORTED RESISTORS in packets of 100, 6/-, plus 6d. P. & P.

Stock No. 140—BRAND NEW ASSORTED RESISTORS in packets of 100, 6/-, plus 6d. P. & P.

Stock No. 141—BRAND NEW ASSORTED RESISTORS in packets of 100, 6/-, plus 6d. P. & P.

Stock No. 142—BRAND NEW ASSORTED RESISTORS in packets of 100, 6/-, plus 6d. P. & P.

Stock No. 143—BRAND NEW ASSORTED RESISTORS in packets of 100, 6/-, plus 6d. P. & P.

Stock No. 144—BRAND NEW ASSORTED RESISTORS in packets of 100, 6/-, plus 6d. P. & P.

Stock No. 145—BRAND NEW ASSORTED RESISTORS in packets of 100, 6/-, plus 6d. P. & P.

Stock No. 146—BRAND NEW ASSORTED RESISTORS in packets of 100, 6/-, plus 6d. P. & P.

Stock No. 147—BRAND NEW ASSORTED RESISTORS in packets of 100, 6/-, plus 6d. P. & P.

Stock No. 148—BRAND NEW ASSORTED RESISTORS in packets of 100, 6/-, plus 6d. P. & P.

Stock No. 149—BRAND NEW ASSORTED RESISTORS in packets of 100, 6/-, plus 6d. P. & P.

Stock No. 150—BRAND NEW ASSORTED RESISTORS in packets of 100, 6/-, plus 6d. P. & P.

Stock No. 151—BRAND NEW ASSORTED RESISTORS in packets of 100, 6/-, plus 6d. P. & P.

Stock No. 152—BRAND NEW ASSORTED RESISTORS in packets of 100, 6/-, plus 6d. P. & P.

Stock No. 153—BRAND NEW ASSORTED RESISTORS in packets of 100, 6/-, plus 6d. P. & P.

Stock No. 154—BRAND NEW ASSORTED RESISTORS in packets of 100, 6/-, plus 6d. P. & P.

Stock No. 155—BRAND NEW ASSORTED RESISTORS in packets of 100, 6/-, plus 6d. P. & P.

Stock No. 156—BRAND NEW ASSORTED RESISTORS in packets of 100, 6/-, plus 6d. P. & P.

Stock No. 157—BRAND NEW ASSORTED RESISTORS in packets of 100, 6/-, plus 6d. P. & P.

Stock No. 158—BRAND NEW ASSORTED RESISTORS in packets of 100, 6/-, plus 6d. P. & P.

Stock No. 159—BRAND NEW ASSORTED RESISTORS in packets of 100, 6/-, plus 6d. P. & P.

Stock No. 160—BRAND NEW ASSORTED RESISTORS in packets of 100, 6/-, plus 6d. P. & P.

Stock No. 161—BRAND NEW ASSORTED RESISTORS in packets of 100, 6/-, plus 6d. P. & P.

Stock No. 162—BRAND NEW ASSORTED RESISTORS in packets of 100, 6/-, plus 6d. P. & P.

Stock No. 163—BRAND NEW ASSORTED RESISTORS in packets of 100, 6/-, plus 6d. P. & P.

Stock No. 164—BRAND NEW ASSORTED RESISTORS in packets of 100, 6/-, plus 6d. P. & P.

Stock No. 165—BRAND NEW ASSORTED RESISTORS in packets of 100, 6/-, plus 6d. P. & P.

Stock No. 166—BRAND NEW ASSORTED RESISTORS in packets of 100, 6/-, plus 6d. P. & P.

Stock No. 130.

SELL SAFETY TO THE MOTORIST



BRAND NEW BOXED AUTOMATIC CIGARETTE LIGHTERS. Heavy chrome finish, holding 10 cigarettes and issues ready lit cigarettes. Works off 6 or 12 volts. Special clearance price 10/6, plus 1/6 P. & P.

Stock No. 117—477 SUB-MINIATURE TRANSISTOR RADIO CASES (Plastic, un drilled). Size only 1 1/2 x 1 1/2 x 1/2 in., to clear 1/- each, plus 6d. P. & P.

Stock No. 118—SPRING TERRY CLIPS for holding Miniature Valves. Price for 3 1/-, plus 6d. P. & P.

Stock No. 119—72 ONLY MINIATURE 6 TAG COILS covering Medium Wave and Long Wave with reaction winding. Price to clear 3/- each, plus 6d. P. & P.

Stock No. 120—SIMILAR TO ABOVE but Medium Wave only 2/- each, plus 6d. P. & P.

Stock No. 131—15 ONLY ELECTRIC VIBRATORY MASSAGERS. Brand new and boxed, complete with all accessories. To clear 15/-, plus 2/- P. & P. (Need attention.)

Stock No. 132—WANDER PLUGS. New and unused, 2/- doz., plus 6d. P. & P.

Stock No. 133—5 ONLY BATTERY SHAVERS. Rotary action. Brand new. To clear, 30/-, plus 2/- P. & P.

Stock No. 134—3in. MOVING COIL LOUD-SPEAKERS. Brand new, 3 ohms, 14/-, plus 2/6 P. & P.

Stock No. 135—93 ONLY STANDARD PLASTIC CYLINDRICAL SPEAKERS, two way, cord operated. Clearance price 2/6, plus 1/- P. & P.

Stock No. 136—MINIATURE PUSH BUTTON SWITCHES. Brand new. Our price 8d. each, plus 4d. P. & P.

Stock No. 137—BRAND NEW TRIMMERS "CYLINDR", 250 pf. To clear 1/- each, plus 4d. P. & P.

Stock No. 138—MINIATURE ACORN VALVES. Type 954, 9d. each, plus 6d. P. & P.

Stock No. 139—6x7G BRAND NEW VALVES, 2/-, plus 6d. P. & P.

Stock No. 140—6V6G VALVES. 6/6, plus 9d. P. & P.

Stock No. 141—1L4 BRAND NEW VALVES, 2/-, plus 6d. P. & P.

Stock No. 142—BRAND NEW B7G VALVE HOLDERS, 6d., plus 4d. P. & P.

Stock No. 143—265 ONLY MINIATURE PRECISION "MINETT A" SPY CAMERAS complete with 6 in. of film and real leather carrying case. Size 2 1/2 x 1 1/2 in. Price to clear 20/- each. Post Free.

Stock No. 144—BRAND NEW 2in. MOVING COIL LOUDSPEAKERS. SPECIAL PRICE 9/6, plus 1/6 P. & P. 30 ohms.

Stock No. 145—BRAND NEW ASSORTED RESISTORS in packets of 100, 6/-, plus 6d. P. & P.

Stock No. 146—4 PIN BATTERY PLUGS. (Fits Ever Ready Batteries B114 etc.), 5 for 1/-, plus 3d. P. & P.

Stock No. 147—4 PIN SOCKET PANELS to fit above, 3 for 1/-, plus 3d. P. & P.

Stock No. 148—2 PIN BATTERY PLUGS, 6 for 1/-, plus 3d. P. & P.

Stock No. 149—FERRITE RODS 6in. long by 1in. diameter. Price 1/6, plus 1/- P. & P.

Stock No. 150—4 WAY SOCKET STRIPS. Takes Standard Wander Plugs, 3 for 1/-, plus 3d. P. & P.

Stock No. 151—BRAND NEW "PLESSEY" MOVING COIL SPEAKERS, 2in., 60 ohms. Matches Transistor Direct—No O.P.T. needed. Special price 12/6, plus 1/6 P. & P.

Stock No. 152—BRAND NEW H.F. TRANSISTOR (Equivalent to OCT7). OUR PRICE 2/9, plus 3d. P. & P.

Stock No. 153—BRAND NEW "EDISWAN" L.F. TRANSISTORS TESTED, 1/6, plus 3d. P. & P.

TERMS OF BUSINESS

C.O.D. 2/6 extra. Regret no C.O.D. under £1. Add extra postage for overseas. Special prices for quantity and the Trade. All goods guaranteed. Components, technical books, Hi-Fi by Leak, Jason, Lorenz, Quad, etc., etc. Send S.A.E. for quotation or with any enquiry.

Stock No. 121—MEDIUM WAVE LOOP TACK COILS with Variable Tuning Core, 73 only. To clear, 2/9 each, plus 6d. P. & P.

Stock No. 122—FEW ONLY VARIABLE TUNING CONDENSER (Mica Dielectric)—.0005 mfd., 3/6, plus 6. P. & P.

Stock No. 123—173 RADIO DIALS. Printed, Medium and Long Wave, Square Shape. Size 4 1/2 x 3 1/2 in., with central hole. Price 1/6, plus 3d. P. & P.

Stock No. 124—SUB-MINIATURE DIODES, all brand new and tested. Clearance price 3 for 1/-, plus 3d. P. & P.

Stock No. 170 TRANSISTOR POCKET RADIOS

BULK PURCHASE ENABLES US TO MAKE THIS FANTASTIC OFFER—AND WITH MONEY BACK GUARANTEE! The "SAN REMO" . . . so tuned that it brings the voices of star entertainers and vocalists dramatically to life—in your home, office, etc. Only 4 1/2 x 2 1/2 in. Fits easily Complete set of parts including miniature speaker, carrying case—everything only 28/6, 2/6 P. & P. C.O.D. 2/6 extra. (Parts can be bought separately.) Limited period—so rush your order before it's too late. DEMONSTRATIONS DAILY.

Stock No. 154—BRAND NEW MINIATURE ELECTROLYTIC CONDENSERS 100 mfd. 12V. Our price 2/- each, plus 6d. P. & P.

Stock No. 155—300 MFD. 12V. condensers, 1/9 each, plus 6d. P. & P.

Stock No. 156—24 MFD. 25V. condensers, 1/9 each, plus 6d. P. & P.

Stock No. 157—18 MFD. 50V. condensers, 2/- each, plus 6d. P. & P.

Stock No. 158—12 MFD. 80V. condensers, 2/- each, plus 6d. P. & P.

Stock No. 159—10 MFD. 12V. condensers, 1/6 each, plus 6d. P. & P.

Stock No. 160—5 MFD. 50V. condensers, 1/6 each, plus 6d. P. & P.

Stock No. 161—4 MFD. 100V. condensers, 2/- each, plus 6d. P. & P.

Stock No. 162—BRAND NEW SUB-MINIATURE ELECTROLYTIC CONDENSERS. 100 MFD. 12V., 2/- each, plus 6d. P. & P.

Stock No. 163—BRAND NEW ASSORTED CONDENSERS 50 pf. to .01 mfd., 25 for 7/6, plus 1/- P. & P.

Stock No. 164—SPECIAL OFFER OF HOME CONSTRUCTED RADIOS NEEDING ATTENTION. Fitted with components in good condition.

Stock No. 164a—TYPE (A) 3 Transistor printed circuit radios in Beautiful Miniature Cases. Size 5 1/2 x 3 1/2 x 1 1/2 in. Price 15/-, plus 2/- P. & P.

Stock No. 164b—TYPE (B) 2 1/2 Transistor. Size. 4 1/2 x 3 x 1 1/2 in. Price 9/- each, plus 1/- P. & P.

Stock No. 164c—TYPE (C) 2 Transistor. Size. 4 1/2 x 3 x 1 1/2 in. Price 10/-, plus 1/6 P. & P.

Stock No. 164d—TYPE (D) Miniature Valve Radio in plastic case. Price approximately 5 x 3 x 1 1/2 in. Price 5/-, plus 1/6 P. & P.

Stock No. 164e—TYPE (E) 20 only. Valve Radios in small Fibre attache cases. Size 7 x 5 x 2 1/2 in. Price 22/6, plus 2/6 P. & P.

Stock No. 165—SURPRISE PARCEL TYPE (a). Assorted components. Price 5/-, plus 1/6 P. & P.

Stock No. 166—SURPRISE PARCEL TYPE (b). Containing 3 times the above components. Price 15/-, plus 1/6 P. & P.

Stock No. 167—GIANT SURPRISE PARCEL TYPE (c). Price 15/-, plus 2/- P. & P.

Stock No. 168—SPECIAL CLEARANCE OF FULLY GUARANTEED BRAND NEW "BENKSON" GOLD FRONT 6 TRANSISTOR SUPERSET RADIOS. Complete with real leather carrying case. Personal Earpiece, Battery. All in Beautiful Presentation Boxes. Only 75/-, plus 2/6 P. & P. 74 Only. Advertised at 26.6.0, recently. Last 74—no more available.


Stock No. 189. "VOLKSRADIO" POCKET RADIO

ONLY 19/6

Take - Over Eld makes this Fantastic Offer Possible—the beautifully compact "5 Star Volkradio" measuring 4 1/2 x 2 1/2 x 1 1/2 in. receives perfectly—in the bedroom, office, garden—over all medium waves (incl. Luxembourg). Under 1d. hour running cost. Anyone can assemble it in 1 or 2 hours, using our simple A B C plan. Complete set of parts. Only 19/6, plus 2/6 P. & P. C.O.D. extra (Parts can be bought separately).




CONCORD ELECTRONICS (Dept. P.W.2) 210 Church Road, Hove, Sussex
PERSONAL CALLERS WELCOME— Open 8.30 a.m. until 1 p.m. and 2 p.m. until 5.30 p.m. Saturdays: 8.30 a.m. until 1 p.m. Demonstrations Daily.



69 gns.


The new
**Mark 5 Series 2
 TAPE RECORDER**
 ... with this specification:

4 speeds $1\frac{7}{8}$, $3\frac{3}{8}$, $7\frac{1}{2}$ and 15 ips—frequency correction at all 4 speeds—3 independent motors—exceptionally low 'wow and flutter' content—double-gapped ferrite erase head to minimise erase noise—narrow-gapped record/playback head to give extended frequency response—pause control—superimpose control—recording level indicator (meter extra)—takes in $8\frac{1}{2}$ in. dia. reels—fast rewind (1200ft. in 45 seconds)—digital rev. counter.



31 gns.

... and the MARK 5 Series 2 deck for $8\frac{1}{2}$ in. reels.
 (and the MARK 510 Series 2 deck for $10\frac{1}{2}$ in. reels.)



£26

... and matching amplifiers
 are all available from:—

BRENELL ENGINEERING CO. LTD.
 1a Doughty St., London, W.C.1. HOLborn 7356/8

Brenell

Write or phone for
 full details and
 price list.

CD 590

ADAMIN-

by LITESOLD



These new ADAMIN micro soldering instruments supplement the well-known LITESOLD models for special applications and still further extend our very comprehensive range of specialised soldering equipment.

Bit sizes now
 $\frac{1}{16}$ in. to $\frac{1}{4}$ in.

A POPULAR ADAMIN MAINS MODEL

The C10L (shown on bench stand) is probably the smallest mains voltage model in the world. Bit dia. $3/32$ in., length 7 in., weight 1oz. (less flex). Heats in 30 secs.

Brochure No. S10 sent free on request.

Sole proprietors and manufacturers:
LIGHT SOLDERING DEVELOPMENTS LTD
 28 Sydenham Road, Croydon, Surrey
 Phone: CROYdon 8589 Grams: Litesold Croydon

SPECIAL OFFER!

FROM R. & T.V. LTD.

Elegant Seven

COMBINED PORTABLE & CAR RADIO

The Radio with
 the Star features

★ 7-transistor superhet. Output 350mW. ★ Two-tone grey wooden cabinet, fitted handle with silver coloured fittings. Size 12 $\frac{1}{2}$ x 8 $\frac{1}{2}$ x 3 $\frac{1}{2}$ in. ★ Horizontal tuning scale, size 11 $\frac{1}{2}$ x 2 $\frac{1}{2}$ in., in silver with black lettering. ★ All stations clearly marked. ★ Ferrite-rod internal aerial. ★ IF 470 Kcs. ★ Operated from PP3 battery. ★ Full comprehensive instructions and point-to-point wiring diagram. ★ Printed circuit board, back printed with all component values. ★ Fully tunable over medium and long waveband. ★ Car aerial socket. ★ Full after sale service. Goods not despatched outside U.K. All enquiries S.A.E.



ONLY
£5.9.6

Plus 3/6 Postage & Pkg.
 PARTS LIST & CIRCUIT
 DIAGRAM 2/6. FREE
 with parts. Terms C.W.O.

RADIO & T.V. COMPONENTS LTD.
 21c HIGH STREET, ACTON, LONDON, W.3.
 Shop hours 9 a.m. to 6 p.m. Early closing Wednesday

T N


rade ews

High-Gain transistor Amplifier

THE latest addition to the range of amplifiers made by Trix Electronics Limited, is a high-quality, general-purpose transistorised model. The 11-transistor circuit can operate from a 12V battery supply but, by virtue of a built-in power pack, it can also use 115 or 200-240V a.c. mains.

Three input sockets are provided, two for microphone and one for music, with mixing controls and selector switch for pick-up, tape and radio. Both input circuits have separate bass and treble tone controls.

This amplifier (model T636) has a power output of 30W with less than five per cent total distortion. The manufacturers are *Trix Electronics Limited, 1-5 Maple Place, London, W.1.*



This high-gain amplifier is made by Trix Electronics Ltd, **Audio Generator**

THE frequency range of a new audio generator from Nombrex Ltd. (model 63) is 10-1,000,000c/s. This total range is achieved by employing four switched ranges. The maximum peak output voltage, for either sine or square wave outputs, is 1V.

The circuit uses a standard 9V battery for power and draws an average of 18mA. The design includes a continuously variable attenuator and a three-position switched output multiplier.

The model 63 audio generator is housed in a mild steel case and is made by *Nombrex Ltd., Estuary House, Camperdown Terrace, Exmouth, Devon.*

The Nombrex 63 audio generator is illustrated on the right-



The new Roberts' 3-wave portable.

Three-waveband Portable

THE model R500 is a new transistor portable receiver from Roberts' Radio Co. Ltd. The 7-transistor circuit provides 1W output through an 8in. x 5in. elliptical loudspeaker. Medium, long and short wavebands are covered by this receiver, and for short waves, a telescopic aerial is included, whereas on long and medium the usual ferrite rod aerial is used.


The R500 is built into a wooden cabinet which is attractively finished in Rexine which provides for a choice of four colours. The price of this new receiver is 17½ guineas. *Roberts' Radio Co. Ltd., Molesey Avenue, West Molesey, Surrey.*

Four Track Tape Recorder

AMONG the newly-released tape recorders from Sound Tape Recorders Ltd., is the Slimline Three-four, which is a three-speed, four-track model.

The Slimline Three-four uses printed circuits and gives an output of 3.5W. Full mixing and superimposition facilities are provided as well as a tone control and visual recording indicator.

The price of this model is 45 guineas and the makers are *Sound Tape Recorders (Electronics) Ltd., 784-788 High Road, Tottenham, London, N.17.*



CLUB



COVENTRY AMATEUR RADIO SOCIETY

Hon. Sec.: A. J. Wilkes, G3PQQ, 141 Overslade Crescent, Coudon, Coventry, Warwickshire.

Most of the Society meetings for October were devoted to constructional evenings, however the club transmitter (G2ASF) was on the air on the 21st.

The Society's rendezvous has been changed recently to Westfield House, Radford Road, Coventry, where members meet on Monday evenings at the usual time.

DERBY AND DISTRICT AMATEUR RADIO SOCIETY

Hon. Sec.: F. C. Ward, G2CVV, 5 Uplands Avenue, Littleover, Derby.

On 6th October a number of members met at Markeaton Park for the start of a direction finding contest for the President's Trophy. The other d.f. event for October was the final practice run held on the 16th.

On 9th October members enjoyed a film show and on the 23rd G. P. Miles gave a lecture on the "Theory of Adding Machines". This was followed a week later by another talk by Mr. Miles on the "Application of Adding Machines".

A coach party on 2nd November took a large number of members to London for the International Hobbies Exhibition. On 6th November a surplus sale was held.

MANSFIELD AMATEUR RADIO SOCIETY

Hon. Sec.: F. N. F. Bewley, 116 Westfield Lane, Mansfield, Nottinghamshire.

Recent changes amongst the Society's officials has seen Mr. F. Knowles elected to the committee, Mr. A. George becoming chairman and Mr. F. N. F. Bewley becoming secretary.

MELTON MOWBRAY AMATEUR RADIO SOCIETY

Hon. Sec.: D. W. Lilley, G3FDF, 23 Melton Road, Asfordby Hill, Melton Mowbray, Leicestershire.

The Society's meeting for October, which was held on the 17th, was devoted to an R.S.G.B. tape recorded lecture. The tape, made by Roth Jones, VK3BG, was entitled "Amateur Radio in the Antarctic".

MITCHAM AND DISTRICT RADIO SOCIETY

Hon. Sec.: A. L. Thurley, 50 Bruce Road, Mitcham.

On 11th October the committee of this Society called a special general meeting for all members, to discuss the proposal that the Society go into voluntary liquidation. The reason that the committee have considered this proposal, is a general lack of interest among members and a serious drop in attendance figures.

Should the proposal be accepted the Society's funds and trophies would be transferred to another Society in the locality.

NORTHERN HEIGHTS AMATEUR RADIO SOCIETY

Hon. Sec.: A. Robinson, G3MDW, Candy Cabin, Ogdon, Halifax, Yorkshire.

On 23rd October this Society held a display of members' gear.

Early in November a group of members visited the International Radio Communications Exhibition in London, and at the meeting for 6th November a talk was given on the use of electrical energy.

PLYMOUTH RADIO CLUB

Hon. Sec.: B. J. Curnow, 112 Mount Gold Road, Plymouth, Devon.

The main Club event for October was a film show, given on the evening of 15th October.

SALOP AMATEUR RADIO SOCIETY

Hon. Sec.: Dr. K. E. Jones, G3RRN, Greystones, Shrewsbury Road, Church Stretton, Shropshire.

This Society was recently formed in Shrewsbury to promote interest in all branches of radio and electronics and to provide a common meeting ground for local enthusiasts.

Official meetings are to be held on the second Thursday of each month, beginning at 7.30 p.m. Informal meetings will usually be held on the last Thursday of the month. The headquarters of the Society have been established at The Tennis Club, Harlescote Crescent, Harlescote Lane, Harlescote, Shrewsbury, where application forms for membership may be obtained on meeting nights.

One of the first aims of the Society is to establish a radio station at the headquarters and a suitable call sign has already been reserved

with the G.P.O. A programme of lectures and demonstrations is being organised and visits to other societies, exhibitions, etc., will also be arranged.

Prospective members should have a genuine interest in radio and electronics and be willing to support the organised meetings of the Society. An introductory meeting was held on 10th October, when a display of amateur equipment was given for the benefit of newcomers. An informal meeting was held on the 24th.

The next meeting will be 14th November which will take the form of a bring-and-buy sale.

SCARBOROUGH AMATEUR RADIO SOCIETY

Hon. Sec.: P. B. Briscoombe, G8KU, "Roseacre", Irton, Scarborough, Yorkshire.

On 10th October members enjoyed a film show. This was followed a week later by a "constructors' night" meeting.

A talk entitled "Mobile" was given by G3PEJ on 24th October.

SPEN VALLEY AMATEUR RADIO SOCIETY

Hon. Sec.: N. Pride, 100 Raikes Lane, Birstall, Nr. Leeds.

"How to use Transistors" was the title of the talk given by Mr. M. Taylor of Baird Television, on 17th October.

On the 23rd a group of members paid an interesting visit to the Northern Heights Amateur Radio Society. At the last meeting of the month A. W. Walsley gave a lecture on "S.S.B."

A party of Society members made the trip to London on 2nd November for the Radio Communications Exhibition.

UNIVERSITY OF KEELE RADIO SOCIETY

V. J. Reynolds, G3COY, 90 Prince's Road, Hartshill, Stoke-on-Trent, Staffordshire.

At the "mart" staged recently by the student society of the University of Keele, this society operated a station on 40, 80 and 160m to attract the interest of new students and thus recruit new members.

On 14th October members enjoyed a film show which included one on the subject of transistors.

WESSEX AMATEUR RADIO GROUP

Hon. Sec.: G. J. Fowle, 138 Surrey Road, Branksome, Poole, Dorset.

Two visits have been arranged for October, the first of which was to the ITA repeater station at Stockland Hill. This was on 6th October and on the 14th members made the trip to the Telephone Exchange, Bournemouth.

The meeting for 21st October was devoted to a ragchew and that for 4th November to a junk sale and raffle.

R.S.G.B. CONTESTS FOR NOVEMBER

7 Mc/s DX Contest—c.w. (2nd to 3rd November); Second 1-8 Mc/s Contest (9th to 10th November) and 21/28 Mc/s Telephony Contests (16th to 17th November).

A VERSATILE DOUBLE-TRACE OSCILLOSCOPE

REFERRING to the supply network for the cathode ray tube (see Fig. 7, page 404, Sept. P.W.), the values for R9 and R10 vary according to the type of tube employed. Suitable values are given below.

VCR97,	VCR517,	5AP1-4	5BP1	5HP1-4A
ECR-60,	E4504-B-16			
R9	470kΩ	—	220kΩ	330kΩ
R10	220kΩ	680kΩ	470kΩ	390kΩ

Capacitor values: C18 should be 500pF, C19 100pF.

HOME CONSTRUCTORS LOOK!

AT THESE OUTSTANDING ADDITIONS TO THE WIRECOMP RANGE!!



THE SKYROVER
7 TRANSISTOR
PORTABLE
RECEIVER

THE SKYROVER
De Luxe
7 TRANSISTOR PORTABLE



GENERAL SPECIFICATION FOR BOTH MODELS

7 transistor and 2 diode superhet—8 waveband portable receiver, covering the full Medium Waveband (180-576 M) and Short Waveband (31-94 M) and in addition 4 separate switched Band Spread Ranges on 13M, 16M, 19M, and 25M/band—with manual Band Spread Tuning for accurate Station selection. I.F. frequency 470 Kc/s. Output 500 MW. 5in. Ceramic Magnet P.M. Speaker. Telescopic and Internal Ferrite Rod Aerial. All Mullard Transistors and Diodes. The coil pack and tuning heart is completely factory assembled, wired and tested. The remaining assembly can be completed in under three hours from our detailed and easy to follow instructions. Operates on four 1.5V torch batts. (U2 or equivalent).

THE SKYROVER Individual Details—controls: Waveband Selector, Volume Control with on/off switch, Tuning Control with easy to read Dial Scale. In attractive plastic cabinet, size: 10 x 6 1/2 x 3 1/4 in., with metal trim and carrying handle.

MAY BE BUILT FOR £10.19.6

All Parts Sold Separately.

THE SKYROVER De Luxe. Tone Control Circuit is incorporated with separate Tone Control in addition to Volume and Tuning Controls and Waveband Selector. In sturdy wood cabinet, size: 11 1/2 x 6 1/2 x 3 1/4 in., covered in washable material with plastic trim and carrying handle. Also Car Aerial socket.

MAY BE BUILT FOR £12.19.6

All Parts Sold Separately.

Circuit diagram and data for each set 2/6 extra, free if all parts bought. Four U2 batteries 2/8 extra. Four Leak-Proof Batteries 3/4 extra. Add 5/- P. & P. on each set.

THE 'REALISTIC 7'




A fully transistorised Portable Receiver made to the highest professional standards—is now available to the home constructor. Comprises 7 Mullard Trans. OC44, 2 OC45's, OC71, OC81D, and 2 OC81's plus OA70 Crystal Diode. Delivers 350 milliwatt output to 4in. high flux speaker—1.F. frequency 470 Kc/s.—fully tunable over medium and long wavebands. All components mounted on single printed circuit board, size 5 1/2 x 5 1/4 in.. Attractive two-tone plastic cabinet with carrying handle—size 7 x 10 x 3 1/4 in. with easy to read dial and socket for car aerial, choice of Red/Grey, Blue/Grey or all Grey. Complete with full instructions. All parts sold separately.

MAY BE BUILT FOR £5.19.6 Battery 3/9 extra.

P. & P. 4/6 extra. (Circuit diagram 2/6, free if all parts bought).

AND THE 'REALISTIC 7' De-Luxe



A "De Luxe" version of the well proven "Realistic 7" is now available, with the same specification as the standard model **PLUS** a restyled superior wood cabinet covered in attractive washable material, with chrome trim and carrying handle. **AND ALSO** a full vision circular tuning dial (externally mounted) to further improve this wonderful set.

Only £1.0.0 extra

P. & P. etc. as Standard Model.

SPECIAL XMAS OFFERS

IDEAL GIFTS FOR ALL FROM 8 TO 80 !!

2 TRANSISTOR POCKET RADIO—COMPLETELY BUILT

Ready made as illustrated—complete with personal ear-piece, telescopic aerial, battery and carrying case! Wonderful value and performance—full medium waveband coverage—built in 2 1/2 in. speaker gives full tone reproduction. Works on single PP3 9v. battery. In attractive plastic case—size only 4 x 2 1/2 x 1 in. All accessories included in the price.

WIRECOMP'S PRICE COMPLETE 45/- P. & P. 2/6

ALSO 6 TRANSISTOR POCKET RADIO—FULLY BUILT

Wonderful performance. Tunable over full medium waveband. Built-in 2 1/2 in. speaker. In attractive plastic carrying case size 4 x 2 1/2 x 1 in. Operates on single PP3 9v. battery. Supplied complete with personal earpiece, leather carrying case and battery.

WIRECOMP'S PRICE COMPLETE 79/6 P. & P. 2/6



WIRECOMP ELECTRONICS

378 HARROW ROAD, LONDON, W9.

TEL: CUNNINGHAM 9530j

Hours of business: 9 a.m. to 6 p.m. Open all day Saturday, Opposite Paddington General Hospital. Buses 18B and 36 pass the door.

THE 'SPRITE'



A unique Wirecomp offer. The Sprite is a Six transistor superhet Miniature Pocket Radio of Commercial Quality—offered to you in three main pre-assembled units—which together with simple wiring—enable you to build it in only one hour! Fully tunable over Long and Medium wavebands. Uses printed circuit and High sensitivity internal ferrite rod aerial. I.F. frequency 470 Kc/s. Transistors: 3 Philips 2N77's, 2 Mullard OC81M, OC81M and OA90 diode. 3 inch speaker. Works on single PP3 battery. Supplied with the complete R.F. and I.F. stages. Driver and Output stages, ready built and mounted on the printed circuit; for final assembly you only have to fit the wave-change switch, tuning condenser and drive, volume control, earphone socket and aerial rod. In very attractive plastic case, size 4 x 2 1/2 x 1 in.

MAY BE BUILT FOR 79/6 All parts sold separately.

Real Calf Leather case, wrist strap and Personal Earphone with case and battery 12/6 extra.

P. & P. 3/6 extra. (Data and instructions 2/6; free if all parts bought.)

SPECIAL WIRECOMP OFFERS TO THE READERS OF "PRACTICAL WIRELESS"

SPEAKERS 6 x 4in. 3Ω 8/0. 5in. Round 3Ω 8/0
B.S.R.: UA 14 Autochangers £5.19.6
COLLARO Studio Tape Decks £19.12.6
Post FREE.

RECEIVERS & COMPONENTS

VERSATILE D.T. OSCILLOSCOPE. S.A.E. for price list. **AJAX ELECTRONICS**, 572 Fulham Road, London, SW6.

TRANSISTORS now half-price. unmarked but tested packets of 16; unmarked untested packets of 40; duds suitable as diodes, packets of 80. All packets 10/- each, postage 1/-. Four packets post free. **C.W.O. K. R. WHISTON** (Dept. PWT), New Mills, Stockport.

NEW VALVES GUARANTEED!


CIC	5/-	PEN 36C	5/-	6SA7m	5/-
CL33	7/6	PEN 46	2/6	6SG7m	5/-
CY31	7/6	OZ4	5/-	6SJ7m	5/-
EC885	5/-	VP23	4/-	PCL82	7/11
HL3DD	4/-	1D5	5/-	6 X 4	3/6
KT33C	5/-	1T4	2/6	6 X 5G	5/-
MU14	5/-	6K7G	1/3	R19	9/6
PCL84	5/-	6AG5	2/6	PY83	6/11
PEN A4	7/6	6BW7	5/-	25L8T	4/8

Cash with order only. Postage 6d. per valve. Any parcel insured against damage in transit 6d. extra.

A.D.A. MANUFACTURING Co., 116 Alfreton Road, NOTTINGHAM. WANTED: VALVES, TRANSISTORS, Etc. Bought for Cash.

"**HEATHKITS**" can now be seen in London and purchased on easy terms. Free brochure. **DIRECT TV REPLACEMENTS LTD.**, Dept. FW/79, 126 Hamilton Road, West Norwood, SE27. GIPsy Hill 6166.

MARCONI CANADIAN RECEIVER No. 52 (Brand New)



AMATEUR SHIPPING BROADCAST Magnificent 10 Valve Receiver. 3 waveband 1.75-18Mc/s. (19-170 metres), with 3 valve Xtal calibrator, speaker and phone outputs, complete for 230/240 AC mains or 12V DC. Fully tested before dispatch. **BRAND NEW £12.19.6.** Carr. 41. **W.S. No. 19 Mk. 3 TxRe.** 2-8 Mc/s. with economy power pack 12/24V DC. Excellent condition. 80/- carr. 25/- Set only 55/-, carr. 15/-. All parts available. **COMMAND RECEIVERS.** BC454-B (3-6Mc/s.). BC456-B (6-9.1Mc/s.) each at 90/-, post 5/-. **BRAND NEW.** **ROTARY TRANSFORMERS.** 12V DC. input, 300V. 12mA output, note size only 4 1/2 x 2 1/2 in. 15/-, post 2/6. **MOVING COIL h/phones, BRAND NEW.** Chamols padded with lead and jack plug 15/6, post 2/-. **SET OF VALVES for 52 receiver,** 13 in all with vibrator, 12/6, post 2/6. Ditto for No. 19 set including 807, 12/6, post 2/6. **110 POWER PACKS.** 115/250V AC. 25/-, NEW 35/-, post 5/-. Many other bargains. List 6d. Stamp inquiries.

A. J. THOMPSON
"EILING LODGE"
CODICOTE, HITCHIN, HERTS.
Phone: Codicote 242

RATES: 7/3 per line or part thereof, average five words to line, minimum 2 lines. Box No. 1/- extra. Advertisements must be prepaid and addressed to Advertisement Manager, "Practical Wireless," Tower House, Southampton St., London W.C.2.

RECEIVERS & COMPONENTS (continued)

TRANSISTORS. OC45, OC70, OC81, OC81D, AF116, PKC101A etc. Diodes OC79, GD12, GD13. All 1/2 each. **RADIO SALES**, 11a Roe Green Lane, Hatfield, Herts.

MULLARD HIGH SPEED VALVE TESTERS with cards in first-grade working order and condition. £22.10.0, cart. 30/-. including crate. **AMAZING COMPONENT PARCEL.** Aerial base, jack plugs, 12 volt vibrator. Warehouse clear-out for new stock, all less than half wholesale price, all parts new. **BASIC 6 Brit.** octal moulded valve-holders, 4 gang 350pF tuning gang, potentiometers, tag strips, plugs and lead. battery charger rate adjuster to 10 amps, 6 trimmers, coils and RF chokes, 20ft. P.V.C. twin wire, rectifier, slow motion drive, i.f. transformer, condensers, resistors, two smoothing chokes 100mA, small high speed and p.o. relay, panel switch, 2 panel mt. fuseholders, Pvc coax plugs and lead, fuses. **PLUS MANY MORE ITEMS.** Subject to slight changes. **ONLY 20/-**, or any 10 listed items 12/6. **NEVER CAN SUCH A BARGAIN BE OFFERED AGAIN AT ONE-THIRD OF TRUE VALUE.** **D.F. TEST OSCILLATOR.** Type 46. Radiates a continuous note. Range 23,500 Kc/s-1,250 Kc/s (12-240 Metres) in 5 switched bands, using a VR21 valve, slow motion tuning; enclosed in grey metal case, rod aerial base on side. Power 2 volts and 90-120. **BRAND NEW 50/-.** Used, 35/-, Post 5/-. **6 VOLT VIBRATOR PACK** to 150 volts at 80 mA D.C. New Tested. 15/-, post 2/6.

TAYLOR OUTPUT METER. Type 4. Resis. 20,000 ohms. Range (1) 0-20 milliwatts. (2) 0-80 milliwatts. 4 1/2 in. Meter in wood case with lid. 50/-, Post 2/6. **MULLARD C. & R. BRIDGES.** 0.1 ohm to 10 meg. ohms in 4 ranges. 10 pF to 10 mF in 3 ranges. Calibrate, open bridge, and % ranges. For 100-250 A.C. Tested. 45.10.0. Post 2/6. **19 SET RECEIVER POWER UNIT KIT.** 200-50 input mains, to 275 v. D.C. 12 v. L.T. choke smoothed with connector to set (state 6 or 12 pin). 45/-, Post 5/-. Mike and Headset, new. 17/6. Connectors 12-12 pin. 8/6, 6-6 pin. 5/6. Post both 1/6.

CONTROL BOX. 6/-. MK2. 8/6. Post both 1/6. 220 vds. of P.V.C. Telephone Wire on drums. 22/6. Post 2/6. 115V RECEIVER case made in alloy. **BRAND NEW** and boxed, 12/6. Post 1/6.

CRYSTAL CALIBRATOR No. 7 Mk. I using 6 valves, a 1 Mc/s crystal osc. is used to synchronise 2 multi-vibrator osc. operating at 10 Kc/s and 100 Kc/s respectively. Harmonics of 10-100 and 1,000 Kc/s are available up to 20 Mc/s. far beyond this on any sensitive set. modulator also incorporated for receiving. In small Bakelite case with carrying handle, power 2 v. L.T., 80-120 v. H.T. Circuit and instructions supplied. **BRAND NEW, 70/-.** Post 5/-.
115V RECEIVER case made in alloy. **BRAND NEW** and boxed, 12/6. Post 1/6.

DATA 427. 4 TRANSISTORS 2 DIODES, 7 STAGES, MOVING COIL SPEAKER 65/-
Battery 2/3 extra P.P. 2/9 extra
All Parts Supplied Separately

DATA 427. 4 TRANSISTORS 2 DIODES, 7 STAGES, MOVING COIL SPEAKER 65/-
Battery 2/3 extra P.P. 2/9 extra
All Parts Supplied Separately

DATA 427. 4 TRANSISTORS 2 DIODES, 7 STAGES, MOVING COIL SPEAKER 65/-
Battery 2/3 extra P.P. 2/9 extra
All Parts Supplied Separately

DATA 427. 4 TRANSISTORS 2 DIODES, 7 STAGES, MOVING COIL SPEAKER 65/-
Battery 2/3 extra P.P. 2/9 extra
All Parts Supplied Separately

DATA 427. 4 TRANSISTORS 2 DIODES, 7 STAGES, MOVING COIL SPEAKER 65/-
Battery 2/3 extra P.P. 2/9 extra
All Parts Supplied Separately

DATA 427. 4 TRANSISTORS 2 DIODES, 7 STAGES, MOVING COIL SPEAKER 65/-
Battery 2/3 extra P.P. 2/9 extra
All Parts Supplied Separately

DATA 427. 4 TRANSISTORS 2 DIODES, 7 STAGES, MOVING COIL SPEAKER 65/-
Battery 2/3 extra P.P. 2/9 extra
All Parts Supplied Separately

DATA 427. 4 TRANSISTORS 2 DIODES, 7 STAGES, MOVING COIL SPEAKER 65/-
Battery 2/3 extra P.P. 2/9 extra
All Parts Supplied Separately

DATA 427. 4 TRANSISTORS 2 DIODES, 7 STAGES, MOVING COIL SPEAKER 65/-
Battery 2/3 extra P.P. 2/9 extra
All Parts Supplied Separately

DATA 427. 4 TRANSISTORS 2 DIODES, 7 STAGES, MOVING COIL SPEAKER 65/-
Battery 2/3 extra P.P. 2/9 extra
All Parts Supplied Separately

DATA 427. 4 TRANSISTORS 2 DIODES, 7 STAGES, MOVING COIL SPEAKER 65/-
Battery 2/3 extra P.P. 2/9 extra
All Parts Supplied Separately

DATA 427. 4 TRANSISTORS 2 DIODES, 7 STAGES, MOVING COIL SPEAKER 65/-
Battery 2/3 extra P.P. 2/9 extra
All Parts Supplied Separately

DATA 427. 4 TRANSISTORS 2 DIODES, 7 STAGES, MOVING COIL SPEAKER 65/-
Battery 2/3 extra P.P. 2/9 extra
All Parts Supplied Separately

DATA 427. 4 TRANSISTORS 2 DIODES, 7 STAGES, MOVING COIL SPEAKER 65/-
Battery 2/3 extra P.P. 2/9 extra
All Parts Supplied Separately

DATA 427. 4 TRANSISTORS 2 DIODES, 7 STAGES, MOVING COIL SPEAKER 65/-
Battery 2/3 extra P.P. 2/9 extra
All Parts Supplied Separately

DATA 427. 4 TRANSISTORS 2 DIODES, 7 STAGES, MOVING COIL SPEAKER 65/-
Battery 2/3 extra P.P. 2/9 extra
All Parts Supplied Separately

DATA 427. 4 TRANSISTORS 2 DIODES, 7 STAGES, MOVING COIL SPEAKER 65/-
Battery 2/3 extra P.P. 2/9 extra
All Parts Supplied Separately

DATA 427. 4 TRANSISTORS 2 DIODES, 7 STAGES, MOVING COIL SPEAKER 65/-
Battery 2/3 extra P.P. 2/9 extra
All Parts Supplied Separately

RECEIVERS & COMPONENTS (continued)

A.1 POST FREE BARGAINS. Guaranteed set tested valves. EP80, EB91, 10F1, 9d each, 3 for 1/6. L63, ECL80, 2/- each. PZ30, EL38, PL33, PZ31, 2/6 each. PY81, 3/-, KT36, E36, 20F1, 4/8. EB41, EBC41, ECC81, EL42, P181, UB41, UF41, UF42, UL41, UL44, UL46, UY41, 6C13, 10C2, 6LD20, 20L1, EL33, 5/- each. 30P4, 53KU, PL36, 6/6. PL82, PL83, PY80, PY82, PCF80, 3/8. OC70, 5/9. Enquire for large or small quantity discounts. Examples - EP80, EB91, 10F1 20/- per 50, 35/- per 100. ECL80 43/- per 25, 75/- per 50. **A. RADIO COMPONENTS**, 14, The Borough, Canterbury, Kent.

VALVES 5/-. Components, Recorders, Players, Transistors, Bargain lists. Mail only. 98 Greenway Avenue E17.


CIRCUIT containing 4 transistors, over 12 diodes etc. 3/6, pp 6d; 3-10/- p/free. Satisfaction or refund. 6 Vaudrey Street, Southampton.

REMARKABLE NEW PI-MODE 10W -10W stereo amplifier; 16 Mullard transistors and heatsinks. 95/-. **A KOVACS**, 65 Alexandra Road, Hendon NW4.

EXCEPTIONAL VALUE: Picture Tubes, brand new, Mazda 19in., CME1901, Mullard 19in. AW47-90/91. £4/10/-; Mullard 23in., AW50/90 £6/10/-; carriage (insured) paid. 12 months guarantee. Note: All brand new. We also supply most other sizes completely regunned at £4/17/6, guaranteed 12 months. **TOMLINS**, 156 Lewisham Way, New Cross, SE14. TID 3857.


DATA TRANSISTOR POCKET KITS NO SOLDERING OR DRILLING, COMPLETELY SELF CONTAINED

NO AERIAL REQUIRED - MEDIUM & LONG WAVE - ASSEMBLY TOOL PROVIDED - CAN BE BUILT BY ANYONE



DATA 55
5 SEMI-CONDUCTORS
5 STAGES
MOVING COIL SPEAKER
50/- P.P. 2/9 extra
Battery 2/3 extra.

DATA 427. 4 TRANSISTORS 2 DIODES, 7 STAGES, MOVING COIL SPEAKER 65/-
Battery 2/3 extra P.P. 2/9 extra
All Parts Supplied Separately



SPECIAL OFFER
£4.19.6.
Post Free.

"**DATROLA**" transistor ELECTRONIC ORGAN. 2 octave. Complete and ready to play, with instructions and music. Size 14 1/2 x 5 in.

DATA ELECTRONICS LTD. 6 HILLSIDE GDNS, EDGWARE, Middlesex.

RECEIVERS & COMPONENTS
(continued)

E. R. NICHOLLS

No. 1 BUMPER PARCEL

- 100 Assorted Resistors.
50 Assorted Condensers.
1 5in. 3 ohm Elac Speaker.
1 Isolating Transformer.
4 Terminal Blocks.
2 Rotary Toggle Switches.
1 Small Chassis containing 60 components.
2 Westectors.
2 Thermistors.
100 Cartridge Fuses.

No. 2 BUMPER PARCEL

- 1 Pair Test Prods. retractable with leads and spares.
17 x 4in. 3 ohm Speaker.
6 Assorted Valves.
8 Assorted Potentiometers.
6 Assorted Valve Bases.
25-way Plugs and Sockets with leads.
4 Mixed Plugs or Sockets.
100 Cartridge Fuses.
1 Inductance Variometer.
One for 20/- Post Free, or any two parcels 35/- Post Free.
20ft. Steel Telescopic Mast, 50/-.
High Stab Resistors 6d. each.
List now ready for Paper Block Condensers, Valves, Oscillators, Test Sets. S.A.E. Please.
AR88 Jack Sockets with Isolating Switching. 4/-.
Crystal Adaptors, 1/6.
1 amp Cartridge Fuses, 5/- per 100
D.P. D.T. Toggle Switches, 3 amp, 2/6;
5 amp, 3/6.
Muirhead 500 pF fixed condenser at 5 kV working, 2/6.
Red Bezels for Panel Lamps, 1/- doz.
Cvidon 500 + 500pF Tuners, 2/-.
Assorted Instrument Knobs, 5/- doz.
3 assorted Thermistors, 7/6.
Plessey 25-way Plug and Socket etc new unit, 5/- pr.
Low Loss B.C. Locking Coax Plug and Socket, 3/- pr.

EX TV VALVES

MONEY BACK GUARANTEE

- ECL80, EY86, PCC84, PCF80, PL81, PY81, all at 5/- each.
Paper Block Condenser, 4 mFds at 600 volts, 4/6.
Mixed New Resistors, 1 watt, 1 watt, 5/- per 100.
Transistors OC201 A.I.D. Tested, 100%, 15/- each.
Tantalum Castanet Sub Min. Disc Capacitor, 50 mFd—at 70 volts working, 8/- each.
Copper Laminate Board, single or double sided, 5/- per sq. ft. cut to your size.
Electro methods printed circuit connectors, 31-way, 4/6. Gold-plated contacts. Other sizes in stock.
19 Set Variometer, 5/-.
Special 0.5 ohm w.w. Resistor Sub Min. 6d. each.
Contract clearance of Speakers, 3 ohm P.M. 5in. 5/-, 6in. 6/-, 7 x 4in. 7/-, 8in. 8/-, 10in. 14/6.

TRADE ENQUIRIES WELCOME FOR ANY ITEMS ABOVE.

Mail Orders and Retail Shop:
46 LOWFIELD ROAD,
off SHAW HEATH
STOCKPORT, CHESHIRE

RECEIVERS & COMPONENTS
(continued)

DIRECT TV REPLACEMENTS LTD., largest stockists of TV Components in the U.K. Line Output Transformers, Frame Output Transformers, Deflector Coils for most makes. Official sole suppliers for many set makers. Same Day Dispatch Service. Terms C.O.D. or C.W.O. Send S.A.E. for quotes. Day and Night Telephone Gipsy Hill 6166, 126 Hamilton Road, West Norwood, SE27.

SPEAKER REPAIRS. Cones/Fields fitted. Clock coils wound. L. S. REPAIRS, Pluckley, Ashford, Kent.

TRANSISTORS and other components fixed to small printed circuit boards to be cleared, very cheap. Write for list to Box 52.



12 volt MOBILE RECEIVERS

Cover approx. 80 to 100 Mc/s. Originally crystal controlled, crystal not supplied. Suitable for conversion to tunable 4 metre receiver. Rotary for 250v 60mA H.T. supply. In good used condition complete with 5 EF91, 3 EF92, 1 EL91, £2, post 7/6. Matching 3 ohm speaker in crackle case, 7/6, post 2/6. Marconi CR100, 60 Kc/s to 30 Mc/s. in good condition and working order, £18.10.0, carriage 1/1.
Control Units No. 1 Canadian for 52 set. Complete with chamois padded low resistance headphones, microphone morse key, hand generator and bell, etc. Brand new at 27/6, post 7/6.



FOR SALE

250 "12 DRAWER UNITS". New. ex-works, £4/15/-, carriage paid (mainland). Each drawer 5 1/2 in. wide, 3in. high, 10 1/2 in. long. Stove enamelled green, heavy gauge perfect steel. 12 dividers free. Catalogue free. (Dept 24), N. C. BROWN LTD., Eagle Steelworks, Heywood, Lancs.

ETCHING PRINTED
CIRCUIT KIT

Consists of Plastic Bath and Case. Size 9 x 5 x 2 in. Contents: Solvent, Etchant, Resist, 100 sq. in. Copper Laminate Board. Comprehensive book gives examples and circuit layouts. 18/6 inc. post.

RADIOCENTRE

94 Hurst Street, Birmingham, Dept. P

SEMI-CONDUCTOR STABILISED mains driven. d.c. Power Supply Units for the home experimenter from £3/19/6. You state voltage and maximum current required. Ask us for cheapest method.
Also; semi-conductor circuitry designs to your requirements
Super sensitive transistor amplifier driven Relay, 4 pole C.O.S. 3A. State sensitivity required to switch on. Typical setup:—100 μ A drive cost £3/14/6. A standing 24V is required. TRADE ENQUIRIES INVITED.
Also; semi-conductor designs to your requirements.
TEST ELECTRONICS CO., Plot 70, Torneade, Mullins Estate, Hythe, Hants. Tel: 3552. Also evenings.

FOR SALE
(continued)

Signal Generator Type 106. Made by Salford Electric. 5.5 to 55 Mc/s. With charts, leads, plug in original case. BRAND NEW. Free delivery, £7.10.0.

ON STOCK NOW 600,000 High Stab Resistors. ERIE, 10 ohms to 1 meg insulated by iw, 12. 5 Mc/s. 10 ohms to 10 meg. Example 1 or iw Welwyn 5% 6d., 2% 9d., 1% 1/-. Every order of 6 resistors packed in a linen finish component storage box with 7 compartments. 12 resistors 2 boxes, etc.

SPECIAL OFFER Sub Min. Coax Plug and Socket, made by M.E.C. 4/6 pair, also other items include Adaptors, Connectors, Junctions, Elbow Plugs, all by M.E.C.
Complete list on application.

Type 55 Power Pack. Stabilised Mains Input. Outputs below.
+200 volts at 120 mA, stabilised. DC H.T.
—120 volts at 15 mA, stabilised. DC Bias.
4.25 volts at 3 amp, 5 volts at 2 amp.
6.54 volts at 18 amp, 115 volts + 115 volts.
60/- SEND FOR FURTHER DETAILS.

BREAKDOWN UNITS

Transmitter Receiver Control Box containing 7 instrument knobs, 4 toggle switches, 3 rotary switches, 20 small potentiometers, 2 Plessey Sockets, cases rough but components O.K. 6/- each, post paid or 2 for 10/-.

19" RACK FITTING CABINET, 34" high by 16" deep with telescopic drawer slides. Loured sides, back and top. Brand new Swedish make. £4.0.0. only plus B.R.S. delivery.

Control Box for Photo Flash, Mk. 1, containing 4 Toggle Switches, 2 Panel Lamps, 1 1 1/2-way 6-bank Wafer Switch, 2 Digital Counters, Electro magnetic 0 to 99 with 100 ohm coil, 4 Press-button Switches, etc. 18/-, post paid.

Filter Unit, Type 504. New, boxed in smart alloy case. Settable from 34 Mc/s to 86 Mc/s, with 6 Digit Counter. Complete Unit, 11/6, post paid.

MISCELLANEOUS

Diamond H Sealed Relay. 150 ohms, 4 pole double throw, 5/6. 115 volt AC Relay, P.O. Type H.D. 4 make 7 break, 7/6. Chrome handles 6in., 4/- pr; 4in., 3/- pr.; 18in. 10/- pr.

Mixed Valve Bases. 5/- for 24, includes latest PTFE types. Perspex 360 degree scale 10in. dia. x 1in. 4/6. Perspex Disc, 10in. dia. x 1in. 2/6.

Government Valves. KT33C 3/-. EB34 1/6. SU4 4/-. EF93 2/-. ECH35 5/-. L65 3/-. 6V6 4/-. 6J5 3/-. 6J7 4/-. 6SN7 4/-. 6X5 6/-. 8Y 6/-. G23 3/-. 12E1 6/-. 5Z4G 5/-. 6AC7 4/-. GTC 4/-. 6AM6 1/6. All Post Free.

Capacitors. Plessm. 2 mFd, 25 mFd, 100 volts, 2/- each. Plessey Tantalum, 5 mFd at 6 volt, 1/6; 10 mFd at 150 volt, 2/- each. Min. Paper Dielectric .01 mFd 150 9d., .01 mFd at 400 1/- each. Lead through capacitor, 1000 pF 750 volts, 1/6.

Latest Type Panel Lamps. MES red bezel 1/6
Arco Electric Panel Indicator Lamp, red, clear, amber, 4/6.

E. R. NICHOLLS

Mail Order and Retail Shop:


46 LOWFIELD ROAD
off SHAW HEATH, STOCKPORT
CHESHIRE.

FOR SALE
(continued)

SURPLUS SPEAKERS: 3 ohms, 7in. x 4in. elliptical, 8 $\frac{1}{2}$ in. round, 8/6 each, post free. **THE HOUSE OF WAX**, 181-183 Lake Road, Portsmouth.

HEATHKIT RSW-1, as new but requires some alignment. £10. o.n.o. **MACASKIE**, 18 Gloucester Road, Newton Abbott, Devon.

GUITAR AMPLIFIERS WITH TREMOLO



Hi Fi 15 watts. Valves ECC83, ECC83, ECC83, EL84, EL84, EZ81. Four jack inputs. Six controls: two volume, bass, treble, tremolo speed, depth. Remote

plug, 3 and 15 ohm outputs. Real value. Kit £8, ready built £11. Similar 30 watt. Valves ECC83, ECC83, ECC83, EL34, EL34, GZ32. Kit £11, ready built £14. Similar twin input less tremolo 15 watt (illus.). Kit £6.10.0, ready built £9. 30 watt, Kit £9.10.0, ready built £12. Add carr. 7/6 any amplifier. Send for free leaflet.

STROUD AUDIO
Bath Road, Stroud, Glos.

Exceptional Transistor Portable Tape Recorder, value £6/19/6, complete with crystal microphone, earphone, spools, tape, batteries, instructions, presentation box (extra tapes 100ft. 4/8). Ideal gift. £9/19/6. Satisfaction guaranteed. Postage, packing 2/6. **TOMLINS**, 156 Lewisham Way, New Cross, SE14.

LOWEST PRICES—HIGHEST GRADES—ALL FULLY GUARANTEED

MULLARD TRANSISTORS

OC44, OC45, OC71, OC81, OC81D, 3/6 each, 36/- doz. OC170, OC171, AF17, 4/- each, 44/- doz. OC26, OC35, 10/- each, BY100 or OA210 Diodes 5/6 each, 60/- doz. ORP60 5/6 each.

MAZDA TRANSISTORS

XA101, XA102, XA112, XB103, XB104, XB112, 2/- each, 20/- doz. Red and White Spots, 1/- each, 10/- doz. XU611 Diodes, 4/- each, 45/- doz. XC141 (11 watt), 6/- each, 64/- doz. XD201 9d each, 6/- doz.

Sub-min. I.F.s (3) plus osc. coil 460/475 kc/s, 10/- sec.

BRUSH ZENER DIODES

3/6 each 250MW. 4 volt to 22 volt in approx. 1/2 volt steps.

UNBRANDED TRANSISTORS

XA101, XA102, XA112, XB103, XB104, XB113, 1/3 each, 12/- doz. 100 mixed, 75/-, 1,001 Other Snips. S.A.E. List.

B.W. CURSONS
78 BROAD STREET,
CANTERBURY, KENT

FOR SALE
(continued)

VICTORY
G YOU can be ON THE AIR by December. By using the RHYTHM METHOD of Morse tuition a student, starting from scratch, has passed his Morse Test in just 13 DAYS by faithfully following the instructions given in this fantastic course. You could pass the test NEXT MONTH. For explanatory booklet, send Gd. in stamps to:—
45 GREEN LANE, PURLEY, SURREY

3in. 'SCOPE, Holme Moss f.m. tuner. Details s.a.e. Box 51.

GET PLASTERED!! FREE POINTING TROWEL WITH EACH ORDER OVER 45/-

RESISTORS, Carbon 10-4 meg 1-5 watt 2/- doz. DROPPERS, 15Ω-20K 1/8. **POTENTIOMETERS**, 10Ω-2 meg 1/8. **CONDENSERS**, Ceramic (2-10000P), 8/Mica (82-80.000P), 1/Mica 0.0002-0.1 mfd, 5/- doz. Pfr Tube (0.001-0.5 mfd), 4/- doz. Block Pfr (0.001-8 mfd), 3/6. Metalpack (0.05-4 mfd), 6d. **ELECTROLYTICS** (2-8 mfd), 1/8; (0-200 mfd), 2/3; (201-14.000 mfd), 3/8. **TRIMMERS**, 1-6 gang, 8/- doz. **SWITCHES**, Water 1-3 gang, 2/3. **BICULOTS**, 9d. **SLIDERS**, 2/8. Add-on 0/2. **VALVE HOLDERS**, BTG, B8D, B9G, B9A, B4, B5, 6d. (or 3/6 asst. doz. inc. PC Types). **TAG STRIPS**, 1, 2, 3, 7 way, 1/8 doz., 9, 10, 11 way, 8/- doz. **TENSION SPRINGS**, 1-1-1/2 inch, 3/4 doz., 3 inch 4d., 8 inch, 5d. **SOCKETS**, 2, 3, 4, 5, 6, 8-pin, 2/- 1/2 doz. **COILS**, Aladdin, 1/-; Wherrie 1/8; Others 4/9 1/2 doz. **FORMERS**, 2d. **BULBS**, 6-110V asstd., 4/8 1/2 doz. **COND. CLIPS**, 1-1/2 inch, 1/6 1/2 doz. **VERT.** 1-1 inch, 2/3 1/2 doz., 2 inch 6d. **KNOBS**, brown, 2/-, or asstd., 3/6 doz. **INSULATION BOARD**, 288 sq. in. for 4/6. **GRIMMETS & SLEEVES**, 1/- per 100. **FELT WASHERS**, 25 for 1/-, 25 asstd. **CLAMPS & BRACKETS**, 3/8. **RECTIFIERS**, 3/8. **PULSE VOLTMETERS**, 9/8. **PULSE GENERATOR**, 1/6. **VALVE VOLTMETERS** (Less Mtr. Mvmt.), 7/8. **BC-1009-A CONTROL UNITS**, 75/-, 4-Watt **MODULATOR UNIT**, 11/6. **AC/DC P.U.**, 11/- **5-WATT AMPLIFIER KIT**, 65/8. **S/W RADIO KIT**, 87/8. **EFSO's**, 1/8. **CONTROL UNIT** No. 3 Mk. 1, 1/6 **SELF TAP SCREWS**, 2/3. **SLEEVING**, 1d. **TEST SET MICROFONE & RECEIVE**, No. 4 £27. 2 amp, 2 pin av. Skts., 1/- **LARGE SELECTION OF ABOVE COMPONENTS** (No. 240) **GUARANTEED BARGAIN**, 10/-, 7 TV POTS on Strip, 7/8. Dimmer Switches, 7/6. **ALL COMPONENTS ARE NEW**. Please add small amount for P. & P. S.A.E. for List, 1/- for Catalogue.

ALBATROSS ENGINEERING COMPANY
Dept. PW11, 78-80, HIGH STREET, GOBBERTON, SPALDING, Lincs. (Gos. 468)

SPECIAL OFFERS — NO INTEREST TERMS
GARRARD Autoslim Changer Cash £7.17.0 or 16/- dpt. and 12 pymts. of 11/9 monthly.
GARRARD AT6/EV26A Cash £12.5.5 or 25/5 dpt. and 12 pymts. of 18/4 monthly.
ARMSTRONG A1208 Chassis Cash £21.4.0 or 42/- dpt. and 12 pymts. of 31/10 monthly.
ARMSTRONG Stereo 65 Chassis Cash £28.18.0 or 58/- dpt. and 12 pymts. of 44/11 monthly.
A. L. STAMFORD Ltd. (Dept. H30)
Phone: SIO 5095
98 WEYMOUTH TERRACE, LONDON E.2.

2 for price of ONE



The first combined transistorised signal injector plus signal tracer in same case. Injector covers 2 K/c to 2 M/c. Tracer has R.F. detector. Separate flexible probes. Small battery lasts months. Easy to assemble with all diagrams provided.

ONLY 47/6 in Kit Form. } P.&P.
OR 60/- Built and Tested } 1/- P.
Send now while stocks last to—

CONSTRUCTAKIT
61 CEMETERY ROAD, GATESHEAD 8 Co. Durham.

FOR SALE
(continued)

FANTASTIC BARGAIN OFFER!



ELECTRIC SOLDERING IRON

Lightweight but robust, firm Pistol Grip handle. 250 V. A.C. Solid copper bit. Complete with 4ft. twin flex lead and 2-pin plug. Indispensable for every home handyman. A boon to model makers and a necessity for every wireless enthusiast. Offered to you at this new amazing price. **P. & P. 1/- ONLY 9/6**

C. H. SERVICE, Dept. P.W.
Lusted Hall Lane, Tatsfield, Kent.

UNDERPILLOW SPEAKERS: listen without disturbing others; 150hms, £2/11/6; timer unit, designed for whisper teaching, famous make; 3 on/off periods in 24 hours; 13A, 200/240V £8/13/3.—S.P. Ltd., York House, Huddersfield.

240 WATT ELECTRIC POWER ANYWHERE
ANYTIME from 12 with CAR BATTERY
THE AMERICAN DYNAMOTOR UNIT
Perfect for TELEVISION, POWER TOOLS and all electrical AC ELECTRICAL EQUIPMENT, plus wonderful results. Price only £8.00. Carriage. Send stamped envelope for full illustrated details. **SCIENTIFIC PRODUCTS, CLEVELAND, U.S.A.**

WANTED

PRACTICAL WIRELESS back numbers wanted. 1946/1958. Also Government surplus equipment, conversion details and data. **MYERS**, 112 Stainburn Crescent, Leeds 17.

WANTED VALVES ONLY

Must be new and boxed. Payment by return.
WILLIAM CARVIS LTD.
103 North Street, Leeds 7

WANTED: TEST GEAR, Meters, Valves, Components, Communication Sets, Amplifiers. Letters only **HUGGETT'S LTD.**, 2-4 Pawson's Road, West Croydon, Surrey.

NEW VALVES WANTED

Any type, any quantity
CASH PAID
R.S.T. Valve Mail Order Co.
211A Streatham Road
Mitcham, Surrey
Telephone: MITCHAM 6202

(continued overleaf)

WANTED
(continued)

A PROMPT CASH OFFER for your surplus brand new Valves and Transistors. R.H.S., Beverley House, Mannville Terrace, Bradford 7.

MOVING COIL mono pick-up, with arm, preferably Garrard, Box No. 54.

MISCELLANEOUS

ELECTRONIC MUSIC?

Then how about making yourself an electric organ? Constructional data available—full circuits, drawings and notes! It has 5 octaves, 2 manuals and pedals with 24 stops—uses 41 valves. With its variable attack you can play Classics and Swing.
Write NOW for free leaflet and further details to C. & S., 20 Maude Street, Darlington, Durham. Send 2d. stamp.

SOUND RECORDINGS

A UNIQUE BUY! Recording Tape, top brand, 5 1/2 in., 1,200ft., 19/6; 7in., 2,400ft., D.P. 28/6, P. and P. 1/6 per spool. Bargains in all sizes. S.A.E. for list. E. C. KINGSLEY AND CO., 132 Tottenham Court Road, London, W.1. EUSton 6500.

SERVICE SHEETS

SERVICE SHEETS, also Current and Obsolete Valves for sale. JOHN GILBERT TELEVISION, 1b Shepherd's Bush Road, London, W12. Phone: SHE 8441.

SERVICE SHEETS: Radio, TV, 5,000 models. List 1/-. S.A.E. inquiries. TELRAY, 11 Maudland Bank, Preston.

SERVICE SHEETS, Radio and TV 4/- each. 1963 List now available at 2/-. All orders dispatched on day received. Also Manuals for sale and hire. List 1/-. S.A.E. please. SULTAN RADIO, 29 Church Road, Tunbridge Wells, Kent.

FREE ADVICE by former manufacturer's engineer to Service Sheet purchasers. S.A.E., Faults 4/- to HANDLEY, 112 Baysham Street, Hereford.

S.P. DISTRIBUTORS is now under New Management. Try our streamlined service. We supply SERVICE SHEETS for Radios, Televisions, Tape Recorders, Amplifiers, etc. etc. by RETURN OF POST at 4/- each, plus postage. Send s.a.e. with inquiries. New 1963 list now available at 1/6 plus postage. Mail orders only please to S.P. DISTRIBUTORS, 44 Old Bond Street, London W1.

TRADE SERVICE SHEETS offered by retired engineer. If I haven't got it you won't get it. All 4/- each by return. Please include large S.A.E. Mail orders only. ETZIONI, 80 Merriion Avenue, Stanmore, Middx.

S.E.S. Service Sheets for all TV, Radio, including Transistors, Tape Recorders, Echo Units, Amplifiers, Record Players and Autochangers, etc. also various domestic appliances. List 1/-. S.A.E. Mail order only. SUN ELECTRICAL SERVICES, 38 St. Georges Road, Hastings.

SERVICE SHEETS
(continued)

SERVICE SHEETS 1/9; Makers' Manual's 3/9; Back Numbers P.W. 1/6. All post paid. List S.A.E. SHAW, 64 Standish Street, Burnley, Lancs.

SERVICE SHEETS for all makes of Radio and TV, 1925-1963. Prices from 1/- with free fault-finding guide. S.A.E. inquiries. Catalogue of 6,000 models, 1/6. 125 Radio/TV sheets covering many popular models 21/- Valves, modern and obsolete. Radio/TV books, S.A.E. lists. HAMILTON RADIO, Western Road, St. Leonards, Sussex.

SERVICE SHEETS, Radio and Television, 3/6, post paid, VEST AND EMERY, 17 Hallgarth Street, Durham.

EDUCATIONAL

BECOME "TECHNICALLY QUALIFIED" in your spare time. Guaranteed Diploma and Exam. Home-study Courses in Radio, TV, Servicing and Maintenance, R.T.E.B. City and Guilds, etc. Highly informative 120-page Guide, "FREE! CHAMBERS COLLEGE (Dept. 363), 148 Holborn, London, EC1.

**Radio
Television
& Electronics**

Learn at home with the world's largest home study organisation, Brit.I.R.E.; City & Guilds; P.M.G.'s Certs., etc. Also Practical courses with equipment.

All books supplied.
Write for FREE prospectus stating subjects to

I.C.S.

(Dept. 541), Intertext House, Parkgate Road, London, S.W.11

RADIO OFFICERS see the world. Sea-going and shore appointments. Our many recent successes provide additional trainee vacancies during 1964. Day and Boarding students. Grants and Scholarships available. Stamp for Prospectus. WIRELESS COLLEGE, Colwyn Bay.

METAL WORK

METAL WORK. All types cabinets, chassis, racks, etc., to your specifications. PHILPOTTS METALWORKS LTD., Chpman St., Loughborough.

Cases, Chassis, Frames, etc., anything in metal. Send your drawings for quotation. 'One-off's' with pleasure. Trade enquiries welcomed.

Stove enamelled any professional finish.

Moss Watson

40 MOUNT PLEASANT STREET
OLDHAM, LANCs. MAIN 940

SITUATIONS VACANT

CITY AND GUILDS (Electrical, etc.) on "no pass—no fee" terms. Over 95% successes. For details of Electrical Engineering, Applied Electronics Automation, etc., send for our 148-page handbook, free and post free. B.I.E.T. (Dept. 242A), 29 Wright's Lane, London, W8.

TV AND RADIO, A.M.Brit.I.R.E. City and Guilds, R.T.E.B. Cert., etc., on "No pass—no fee" terms. Over 95% successes. For details of exams, and courses (including practical apparatus) in all branches of Radio, TV and Electronics, write for 148-page handbook—free. B.I.E.T. (Dept. 242G), 29 Wright's Lane, London, W8.

A.M.I.Mech.E., A.M.Brit.I.R.E., City and Guilds, G.C.E., etc, brings high pay and security "No pass—no pay" terms. Over 95% successes. For details of exams and courses in all branches of Engineering, Building, Electronics, etc., write for 148-page handbook. — free. B.I.E.T. (Dept. 242B), 29 Wright's Lane, London, W8.

RADIO & TV Exams and courses by Britains finest home study School. Coaching for Brit. I.R.E.; City & Guilds; Amateur's Licence; RTTB; PMG cert, etc. FREE brochure from BRITISH NATIONAL RADIO SCHOOL, Russell St., Reading.

(continued overleaf)

$$X = \frac{-b \pm \sqrt{b^2 - 4ac}}{2a}$$

DON'T Fumble with Formulae
MASTER MATHEMATICS Quickly and Easily
in your own home the **UNDERSTANDABLE WAY**



So confident are we of our method that we will send you the first lesson of this remarkable course absolutely FREE

★ WRITE OR POST THIS COUPON NOW! TO

THE DRYDEN SCHOOL OF UNDERSTANDABLE MATHEMATICS
10 Dryden Chambers, Oxford St., London, W.1

1st lesson
and details
FREE

NAME

ADDRESS

No obligation

No Reps. will call

SITUATIONS VACANT
(continued)

ZENITH RADIO RESEARCH CORPORATION (U.K.) LTD.

Applications are invited for a post in our newly established Research Laboratories in North West London.

A LABORATORY ASSISTANT

who has reached a minimum of O level G.C.E. or equivalent standard and has experience of construction and wiring of electronic equipment is required. The successful applicant will work with a scientist in a small unit and will be well placed to make a significant contribution to the research.

Basic research is being carried out in areas of potential technological interest rather than in developing existing technology.

A really excellent salary is offered, together with liberal fringe benefits. Good prospects for advancement exist within the organisation and encouragement will be given for further study leading to the attainment of higher qualifications.

Full details to

The Personnel Officer,
ZENITH RADIO RESEARCH CORPORATION (U.K.) LTD.,
6, Dalston Gardens, Stanmore, Middx.

A Subsidiary of Zenith Radio Corporation, Chicago, Illinois, U.S.A.

LOOK!

TRANSISTORS 1/3

GREEN SPOT A.F. 3 volt. Only 1/3.
YELLOW SPOT A.F. 6 volt 1/6.
RED SPOTS. Now only 1/9.
WHITE SPOTS. Only 2/6 each.

MULLARD TRANSISTORS

OC70 6/6, OC71 6/6, OC72 8/1, OC81 8/1. Matched pairs 16/1, OC78 8/1, OC44 9/3, OC45 9/1, OC170 9/6, OC171 10/6, AF102 27/6, AF114 11/1, AF115 10/6, AF116 10/1, AF117 9/6.

DIODES. OA70, OA79, OA81, OA90 or OA91. All 3/- each.

MULLARD BY 100 Silicon Rectifier 13/-. All the above Mullard items are 1st Grade. Boxed Goods. Not surplus or Substandard.

TRANSISTOR HOLDERS 3 or 5 pin 1/-.

BTH Diodes, Type CG3E 1/6.

MINIATURE SURPLUS DIODES 3 for 2/- or 7/- doz.

REPANCO TRANSISTOR TRANSFORMERS. TT49 Interstage 5/-. TT45 Driver 5/-. TT46 Output 5/-. TT47 Driver 5/-. FR2 Ferrite Rod Aerials 12/6.

EARPIECES. Crystal or Low Imp. 6/- each. Magnetic 250 ohm 8/6. All with Lead.

MICRO-ALLOY TRANSISTORS

MAT100 7/9, MAT101 8/6, MAT120 7/9, MAT121 8/6. 22 Tested Circuits using Micro-Alloy Transistors 5/-.

2 1/2in. SPEAKERS. Moving Coil, 11/6.

ALL SENT POST FREE IN U.K. by

PETHERICK'S RADIO SUPPLIES
22 High Street, Bideford, N. Devon.
Tel.: Bideford 1217
S.A.E. with ALL inquiries please.

NOW THREE LOW COST COURSES TO HELP YOU BECOME AN EXPERT IN RADIO, ELECTRONICS, OR TELEVISION

Our now famous Electronic Course won instant acclaim when offered just over one year ago.

NOW WE ARE PROUD TO BE ABLE TO OFFER TWO NEW COMPANION COURSES IN RADIO AND T.V. FOR THE SAME REASONABLE COSTS.

The lessons are crystal clear, practical, easy to master and use. Early lessons make fundamentals clear even to the beginner, while other lessons will give you the practical "know-how" of an expert! These are real home-study courses that have been printed in large volume and bound into one giant 8 x 11in. manual to reduce cost. Compare favourably with some courses costing ten times as much. By receiving all lessons at one time you save letter writing, additional postage, and other expenses.

Everyone can benefit from these practical courses. No old fashioned ideas used here. Just straightforward easy to understand explanations to help you get ahead in radio, electronics or television.

Modern wireless and t.v. sets use complex circuits, but their function is based on surprisingly few principles. These principles can easily be mastered when explained clearly. That is the object of these courses. Soon you will be well on your way to becoming a first-class radio, electronics, or t.v. technician.

More and more people are needed every day to repair wireless sets, amplifiers, VHF/FM radios, televisions and electronic equipment. Are YOU prepared to get your share of the money to be earned?

Just clip the coupon indicating the course required. You must be convinced that this is the best value you have ever seen in electronic, radio and t.v. training otherwise you can return the manual (or have your money refunded if sent with order) after you have examined it in your own home for a period of seven full days.

The price? Only 36/- per course, plus postage. **YOU CAN QUALIFY FOR A CERTIFICATE.** Details sent with each course ordered.

FREE DATA HANDBOOK WITH EVERY ORDER

FREE TRIAL OFFER

TERMS ONLY 5/- PER WEEK!

To **SIM-TECH TECHNICAL BOOKS Dept. WA4.** West End, Southampton, Hants.

- Send **ELECTRONICS COURSE**
RADIO COURSE
TELEVISION COURSE

for a full seven days' free trial. If not delighted I may return the course post paid without further obligation on my part. Otherwise I will pay cash or 5/- weekly until 37/6 plus 2/6 service charge, total 40/-, is paid.

Tick here if enclosing full price (we pay postage). Same 7 day money-back guarantee. Postage charges 1/6 per course. Overseas customers please send full amount (including Ireland).

Name
Address
City..... Country.....

ULTRA VIOLET BULBS
Easy to use source of UV for dozens of practical and experimental uses.
12 volt 36 watt AC/DC SBC 6/6. P. & P. 1/-
12 volt 60 watt AC/DC SBC 8/6. P. & P. 1/-
Transformer to suit the above: Input 200-240 A.C. Output 12 Volt A.C. 36 watt, 16/6. P. & P. 2/6. Input 200-240 A.C. 12 volt A.C. 60 watt, 22/6. P. & P. 3/6.
Set of 6 colours **FLOURESCENT Paint.** Red, Orange, Green and Blue in 1/2 oz. tins. Ideal for use with the above Ultra Violet Bulbs. 9/6. P. & P. 1/6.
BUILD AN EFFICIENT STROBE UNIT FOR ONLY 37/6.
The ideal instrument for workshop, lab. or factory. This wonderful device enables you to "freeze" motion and examine moving parts as stationary. We supply a simple circuit diagram and all electrical parts including the NSP2 Strobe tube which will enable you to easily and quickly construct a unit for infinite variety of speeds, from 1 flash in several seconds to several thousands per minute. New modified circuit brings price down to 37/6 plus 3/- P. & P.
NSP2 CV2236 STROBOTRON FLASH-TUBE made by Ferranti, brand new, I.O. base. Price 15/-. P. & P. 1/6.

10 IMPULSES PER SECOND
Very latest High Speed type ex. P.O. guaranteed perfect, type No. 100B, output 300 ohms, for 48 volt D.C. operation (will work on 36 volt), overall size 4 x 1 x 1 1/2 in. Also available, type 101A which can be used as an interesting accessory with our Strobe unit. Either type Price 15/-, P. & P. 1/6.


VARIABLE VOLTAGE TRANSFORMER £4.10.0
Input 230 v. A.C., Output 260 v. at 1 amp., fully shrouded, new. Also available 2.5, 5, 8, 10, 12 and 20 amp. Write for details.




4,600 Ohm Headphones, brand new (imported), 12/6 each. P. & P. 1/6.
SIEMENS H.S. RELAY. Very latest type, sealed. H96E, 1,700 ohms plus 1,700 ohms single C/O contacts. Price 16/6 each, plus 1/1- P. & P.
6 VOLT 40 A.H. ACCUMULATOR. In metal case with leather carrying handle. New. Price 27/6, carriage 8/-.
9 r.p.m. GEARED MOTOR
24 v. D.C. (will operate from 12 v.). Double gear box. Consumption 200 mA. Size 3 1/2 x 2 1/2 x 2 ins. Weight 15 oz. Small Powerful.
22/6. P. & P. 1/6.
230 VOLT A.C. GEARED MOTORS
Type B16G 80 r.p.m., 26 lb. inch, £1.19.6. P. P. 2/-. Type D16G 5 r.p.m., 1.7 lb. inch, £2.8.6. P. P. 2/6. Type D16G, 13 r.p.m., 1.45 lb. inch, £2.12.6. P. P. 2/6.

LIGHT SENSITIVE SWITCH
Kit of parts, including ORP .12 Cadmium Sulphide Photocell, Relay, Transistor and Circuit, etc., price 25/- plus 2/6 P. & P. Additional ORP.12, 8/6 each plus 1/1- P. & P. (Regret not supplied separately.)

MINIATURE UNISELECTOR SWITCH
3 banks of 11 position plus homing bank. 40 ohm coil. 24.36 v. operation. Ex-equipment. Individually tested. 22/6, plus 2/6 P. & P.



MINIATURE LEAD ACID ACCUMULATORS. (Brand New). 2V, 1.5 A.H. Size 4 x 1 1/2 x 1 1/2 in. Wt. approx. 1 lb. 18/6 for 3 P. & P. 1/6. 12V, 0.75 A.H. Size 4 x 3 x 1 1/2 in. Wt. approx. 2 lb. (can be used as double 6V.). 15/6 each. P. & P. 1/6.

TRANSISTORS

OC30	10/-	OC75	7/-	Get 573	12/6
OC41	7/-	OC76	6/-	Get 573	25/-
OC45	5/-	OC77	9/-	M/Pair	
OC46	9/-	OC139	12/-	2N458	20/-
OC49	19/-	OC140	19/-	SB345	7/6
OC71	5/-	OC171	10/6	AF114	11/6
OC72	7/-	OC200	10/6	AF115	10/6
OC72	14/-	OC201	21/-	AF116	10/-
M/Pair		Get 104	8/-	AF117	9/6
OC73	8/-	Get 105	10/-		

SERVICE TRADING CO.
All Mail Orders also callers.
47-49 High Street, Kingston on Thames
Tel: KINGSTON 9450
Personal callers only
9 Little Newport Street London W.C.2
(off Leicester Square) Tel: GABrard 0678.

OSMOR

PRICE LISTS & INFORMATION QN

Various Designs in

Practical Radio Wireless R.S.G.B.
Wireless Constructor World Bulletin

SEND 6d. POSTAGE FOR



CIRCUITS

OSMOR LTD

418 BRIGHTON ROAD
S. CROYDON SURREY
Telephone CRO 5148

17" — £11.10.0
14" — £7.10.0

12 months' Full
Written
Guarantee.

Channels for all
areas.

Demonstrations
daily in our Shop.
Personal collection
advised. Insured.

Carr. 14in., 20/-,
17in., 30/-.



HOW?

How do we sell at
this low price?
Sets are ex Rental.
Already well main-
tained. We regun
tubes ourselves.
Valves and Parts
are manufacturers'
surpluses. All sets
have a written
guarantee covering
tube, valves and
all components.
**Only Duke's can
offer this.**

TELEVISION TUBES

REGUNNED. Guaranteed 1 Year.
21in. 17in. 15, 14 and 12in.
99/6 79/6 59/6

Ins. and Carr. 10/6. Add 10/- refundable
on OLD TUBE. 110° Tubes in stock.

Ex. Maintenance

Tested. Satisfaction
Guaranteed.
15/- 36/24, 14KP4
141, 121, 31/74
and others. Carr. 5/-.

TELEPHONES 25/-. Complete instrument with dialing and bell. Post and packing 5/6.

TRANSISTOR EARPIECES 9/6. Complete with plug and lead. Post and packing 6d.

TELEPHONE HANDSETS 15/6 pair. G.P.O. standard pattern. House to Workshop, garage, inter-office, etc. Works off any small battery. P. & P. 4/6.

SPARES!

Condensers. 100, 10/- New Assorted electrolytics & PFs.

Resistances. 100—5/- Assorted sizes, watts, grades.

Volume Controls. 40, 10/- New. TV or Radio. Assorted. P.P. 2/6.

VOLUME CONTROL S/W, with side knob. Miniature transistor type. 2/- each. 12 for 20/-. Post 6d., 12—1/6.

VALVES 9d. each. 40—£1. Thousands of Valves available. P.P. on 1 - 4 6d., 12 1/6.

LATEST LIST (stamps only).

DUKE & Co (London) Ltd
621/3 ROMFORD RD.
MANOR PARK, E.12
ILFord 5001/3
Liverpool St. Stn. to Manor Park
only 10 mins.

AN AEI PRODUCT



6 ft. flexible lead
with cordgrip

Will give a lifetime
of service

Heats up from cold
in 2½ mins.

25 watt model
for radio work

Heat concentrate
in bit

**Anatomy of a Superior
Soldering Iron**

The Solon range of electric soldering irons includes 15 and 25 watt models for radio, TV and electronic equipment; 65 watt models for household and workshop use. Larger models up to 240 watt also available.


Select a
SOLO

TRADE MARK

Used in industry for over 30 years
Obtainable from your usual radio or electrical supplier

HOUSING HI-FI?

This is one of a wide range of cabinets for every hi-fi purpose—speakers, equipment, tapes and records. Soundly designed, superbly finished, sensibly priced. Send for illustrated catalogue and name of local stockist.



Lowline Four: 25 gns.

RECORD HOUSING

(Dept. P.W.12), Brook Road, London N22.
Telephone: BOWes Park 7487/8

EXPRESS ELECTRONICS 32 SOUTH END CROYDON SURREY

TEL. CRO 9188

VALVES NEW TESTED AND GUARANTEED FOR THREE MONTHS

1C1	4/9 6BE6	7/- 12A17	6/9 DH142	8/6 EPF1	4/- PL83	7/6
1C2	7/6 8BH6	5/9 12AX7	6/9 DH150	10/- EP92	5/6 PY83	10/6
1C3	6/6 8BJ6	5/9 12BE8	8/6 DK91	4/9 EL41	9/6 PY81	8/9
1C6	6/6 8BR7	8/9 12BH7	10/6 DK96	6/6 EL84	7/- PY82	7/6
1F3	2/9 6BW6	6/6 12K8GT11/-	DL92	5/8 EM85	10/- PY83	7/6
1FD1	6/6 8BW7	7/- 12Q7GT	7/6 DL84	6/- EY61	7/6 R18	6/6
1FD9	4/- 8E2	4/- 8SN7	6/- DL96	6/8 EY31	10/- S3A1	9/6
1P1	6/6 8F12	4/- 16A6	9/- EB91	4/- EZ40	5/6 U52	7/6
1P10	5/6 8H6GT	2/- 19AQ5	9/6 EBC41	7/6 EZ80	6/- U76	7/6
1P11	6/- 6J7GT	7/6 25L6GT	7/6 EBF80	8/8 EZ81	6/9 U78	5/6
1R5	4/9 6K74	6/6 30C1	7/6 ECK81	4/- HV32	9/6 U142	7/6
1R6	4/- 8K86	6/- 30L1	7/6 ECK82	6/9 KT36	6/- UBC41	8/6
1T4	2/9 8Q7Q	5/6 35L6GT	7/6 ECK83	6/9 KT66	18/6 UCH42	9/6
1U5	5/6 8S17GT	6/- 35W4	8/6 EOC84	6/9 N17	5/6 UF41	8/6
3Q4	5/6 8SN7GT	7/6 35Z4GT	8/- EOC85	7/6 N18	5/6 UL41	8/6
3E4	5/6 8V9G	7/6 5763	7/6 ECP80	6/9 N19	6/- UY41	8/6
3V4	9/- 8X4	5/- 80	6/- ECP82	7/6 N709	6/- W17	3/-
5Y3GT	5/- 8X5G	5/9 DAF91	4/- ECH42	6/- PC84	7/6 W76	4/6
5Z4G	7/6 787	9/6 DAF96	6/6 ECH81	10/- PCF80	7/6 W142	8/6
6AK6	5/6 8D3	4/- DCU90	12/6 ECL80	8/6 PCF82	6/6 X17	4/9
6AL5	4/- 8D7	9/6 DF91	3/- ECL82	7/6 PCL82	6/9 X142	9/-
6AM6	4/- 12AD6	11/6 DF96	8/6 EFM1	9/- PCL84	8/- X150	9/6
6AT6	5/- 12AH8	10/- DH76	7/6 EF80	8/- PL81	9/6 Z77	4/-
6BA6	5/- 12AT7	4/- DH77	5/- EPF96	9/- PL82	7/- ZD17	4/-

ASK FOR RESISTOR AND CAPACITOR COLOUR CODE FREE WITH EVERY PURCHASE

High Stability Resistors 1W 5% 50Ω to 1M, 9d. Midget Ceramics 500 v. 9d Coax. Super Quality 1in. 6d. 7d. Plugs 9d. Sockets 9d. Silicon H.T. Rects. 260 v. 300 mA 3in. x 1in. 8d. Contact Coiled 250 v. 50 mA 6/8. 85 mA 8/6. NEW TRANSISTORS by MULLARD. OC19, OC26, OC66, 25/-; OC44, OC45, 5/-; OC70, 8/-; OC71, 6/-; OC72, 6/-; OC72 Matched pair, 12/-; OC74, OC75, OC78, 7/6; OC81, 6/-; OC81 Matched pair, 12/-; OC170, OC171, 7/6.

VALVES MATCHED IN PAIRS

EL34 27/6, EL34 15/-, N709 15/-, 6V6G 15/-, 6BW6 14/- per pair. Push-Pull O.P. Transformer for above 3/15Ω 14/8. P. & P. 1/6. 12in. P.M. Speakers 3Ω 24/6. Baker's "Selhurst" 12in. 16Ω 16W Stalwart 80/-, 12in. Stereo Model 26.16.0.

SETS OF VALVES

DK91, DF91, DAF91, DL92 or DL94.....	16/8	ECH42, RF41, EBC41.....	37/6
DK96, DF96, DAF96, DL96.....	26/-	EL41, EZ40.....	37/6
6K5, 6K7, 6Q7, 6V6, 5Z4 or 6X5G.....	19/8	ECH42, EF41, EBC41.....	36/-
1R5, 1T4, 1R5, 3R4 or 3V4.....	18/8	UL41, UY41.....	36/-

Postage and packing 6d. Over 1st post free. C.O.D. 4/-.



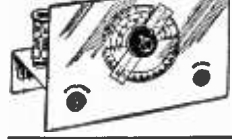
AERIAL EQUIPMENT

TWIN FEEDER. 300 ohm twin ribbon feeder, similar K25, 6d. per yard K35B Telecon (round) 1/6 per yard. Post on above feeder and cable 1/6 any length
COPPER WIRE, 14 G., H/D 140ft. 17/-; 70ft. 8/6. P. & P. 2/6. Other lengths *pro rata*.
RIBBED GLASS, 3in. aerial insulators, 1/9 each. Shell ins 2in. 9d. each. P. & P. 2/- Up to 12.
CERAMIC FEEDER SPREADERS, 6in. type F.S. 10d. each. P. & P. 2/-
CERAMIC "T" PIECES, Type A.T. for centre of dipoles, 1/6 each. P. & P. 1/-
2 METRE BEAM 5 ELEMENT W.S. YAGI. Complete in box with 1-2 1/2in. mast head bracket. PRICE 49/-. P. & P. 3/6.
SUPER AERIAL CABLE. 75 ohms, 300 watts, very low loss, 1/8 per yard. P. & P. 2/- 50 ohm, 300 watt coax, very low loss, 1/9 yd. P. & P. 2/-
ABSORPTION WAVEMETERS. 3.00 to 35.00 Mc/s in 3 switched bands, 3.5, 7, 14, 21 and 28 Mc/s. Ham bands, marked on scale. Complete with indicator bulb. A MUST for any Ham shack, 22/6 post free.
VARIABLE CONDENSERS. All brass with ceramic end plates and ballrace bearings, 50 pF, 5/9. 100 pF, 6/6. 160 pF, 7/6. 240 pF, 8/6, and 300 pF, 9/6. All fitted with rear extension for ganging, P. & P. 1/-. Also Flexible Couplers, 1/- each.
SETS OF VALVES for AR88 (14) £3.10.0 post free.
METERS. 3 1/2in. with 2 1/2in. scale, 0-10 mA, 15/-; 0-100 mA, 15/- P. & P. 1/6.
THERMO, 2 1/2in. round 0-2.5 amp, 7/6 each. P. & P. 1/6.

170-172 CORPORATION ST. BIRMINGHAM 4

Telephone: CEN 1635

LISTEN TO THE WORLD on TELSTAR our I-VALVE SHORT WAVE RADIO



Receives speech and music from all over the world. Price includes valve and one coil covering 40-100 metres. Can be extended to cover 10-100 metres. Can be converted to 2 or 3 valves and all-mains speaker use. Total Building Costs 35/- P. & P. 2/-.

R.C.S. TRANSISTORISED TAPE TUNER

Wonderful reproduction of all your favourite programmes. Covers full medium wave band. Special circuit incorporating ferrite rod aerial and tuning condenser gives COMPLETE STATION SEPARATION. Attractive case size 3 1/2 x 2 1/2 x 1 1/2 in. deep. NO EXTERNAL AERIAL OR FEATHING REQUIRED. Chassis and components colour coded for easy construction. All parts supplied with step by step instructions.



ONLY 25/- P. & P. (VT3 battery 2/6 extra).

THE R.C.S. PERSONAL SET

For Private Listening
 An amazing little set, with built-in ferrite rod aerial bringing in medium wave at wonderful volume. Sturdy case. Size only 2 1/2 x 3 1/2 x 1 1/2 in. Fits into the palm of the hand. Drilled chassis colour coded for easy assembly. Total Building Costs (including earpiece) 30/- P. & P. 2/-.



R.C.S. CRYSTAL RECEIVER

Covering medium wave band. Ideal for the beginner! All components in 8/6 P. & P. cluding case. (Suitable headphones 9/6.) Easily converted to 1-transistor or 2-stage transistor receiver.



All parts available separately. Send S.A.E. for free layout plans and parts lists of any of the above sets.

R.C.S. PRODUCTS (RADIO) LTD.

11 Oliver Rd., London, E.17. (Mail Order Only)
 Export Trade enquiries invited

FREE TO AMBITIOUS ENGINEERS

— THE LATEST EDITION OF ENGINEERING OPPORTUNITIES

Have you sent for your copy?
ENGINEERING OPPORTUNITIES is a highly informative 156-page guide to the best paid engineering posts. It tells you how you can quickly prepare at home for a recognised engineering qualification and outlines a wonderful range of modern Home Study Courses in all branches of Engineering. This unique book also gives full details of the Practical Radio & Electronics Courses, administered by our Specialist Electronics Training Division—the *B.I.E.T. School of Electronics*, explains the benefits of our Employment Dept. and shows you how to qualify for five years promotion in one year.

We definitely Guarantee
“NO PASS — NO FEE”

Whatever your age or experience, you cannot afford to miss reading this famous book. If you are earning less than £25 a week, send for your copy of “ENGINEERING OPPORTUNITIES” today—FREE.

BRITISH INSTITUTE OF ENGINEERING TECHNOLOGY
 (Dept. SE/21), 29 Wright's Lane, London, W.8

THE B.I.E.T. IS THE LEADING ORGANISATION OF ITS KIND IN THE WORLD

WHICH IS YOUR PET SUBJECT?

Mechanical Eng.,
 Electrical Eng.,
 Civil Engineering,
 Radio Engineering,
 Automobile Eng.,
 Aeronautical Eng.,
 Production Eng.,
 Building, Plastics,
 Draughtsmanship,
 Television, etc.

GET SOME LETTERS AFTER YOUR NAME!

A.M.I. Mech.E.
 A.M.I.C.E.
 A.M.I. Prod.E.
 A.M.I.M.I.
 A.I.O.B.
 A.F.R.Ae.S.
 B.Sc.
 A.M. Brit. I.R.E.
 City & Guilds
 Gen. Cert. of Education
 Etc., etc.

PRACTICAL EQUIPMENT

Basic Practical and Theoretic Courses for beginners in Radio, T.V., Electronics, Etc., A.M. Brit. I.R.E. City & Guilds Radio Amateurs' Exam. R.T.E.B. Certificate P.M.G. Certificate Practical Radio Radio & Television Servicing Practical Electronics Electronics Engineering Automation

INCLUDING TOOLS!

The specialist Electronics Division of B.I.E.T. NOW offers you a real laboratory training at home with practical equipment. Ask for details.

B.I.E.T. SCHOOL OF ELECTRONICS



POST COUPON NOW!

Please send me your FREE 156-page “ENGINEERING OPPORTUNITIES” (Write if you prefer not to cut page)

NAME

ADDRESS

SUBJECT OR EXAM THAT INTERESTS ME

SE/21

MODERN TAPE RECORDING AND HI-FI

Really expert guidance on hi-fi and stereo, tape-slide shows and cine-synchronizing, a complete troubleshooting chart for audio maintenance, accessories survey, sound vocabulary and directory of tape clubs. By Ken Peters. Postage 1/-, 30/-.

THE RADIO AMATEUR'S HANDBOOK, by A.R.R.L., 1963 ed. 36/-, Postage 2/6.

WORKED RADIO CALCULATIONS by A. T. Witts. 15/-, Postage 6d.

RADIO & LINE TRANSMISSION by G. L. Danielson and R. S. Walker, Vol. 1, 21/-; Vol. 2, 22/6. Postage 1/- each.

SERVICING TRANSISTOR RADIOS & PRINTED CIRCUITS, by L. Lane. 42/-, Postage 1/3.

ELEMENTS OF ELECTRONIC CIRCUITS by J. M. Peters. 21/-, Postage 1/-.

RADIO VALVE DATA, 7th ed. Compiled by “W.W.” 6/-, Postage 10d.

COMPLETE CATALOGUE 1/-

THE MODERN BOOK CO.
 BRITAIN'S LARGEST STOCKIST of British and American Technical Books
 19-21 PAED STREET
 LONDON, W.2
 Phone: PADdington 4185
 Open 6 days 9-6 p.m.

AMPLIFIERS - TUNER UNITS - SPEAKERS - VALVES TRANSFORMERS - TRANSISTORS - STYLI - P.U. HEADS — COMPLETE RANGE OF DO-IT-YOURSELF KITS —

NORMAN H. FIELD
 ELECTRONICS

68 HURST STREET, BIRMINGHAM 5
 (Opposite the Hippodrome)
 Tel. MID 3619

We buy Amplifiers, Radios, Hi-Fi Equipment and Tape Recorders.

Repair Specialists. Mullard High Speed Valve Testing. Many valves at half price.

Visit our Saturday Bargain Basement.

BBC · ITV · F.M. AERIALS



B.B.C. (BAND 1), Telescopic loft, 21/-, External S/D 30/-.

I.T.V. (BAND 3), 3 Element, 25/-, 5 Element, 35/-, Wall mounting, 3 Element, 35/-, 5 Element, 45/-.

COMBINED B.B.C./I.T.V. Loft 1+3, 41/3; 1+5, 48/9. Wall mounting 1+3, 56/3; 1+5, 63/9. Chimney 1+3, 63/9; 1+5, 71/3.

F.M. (BAND 2), Loft S/D, 12/6; “R”, 30/-, 3 Element, 52/6. External units available. Coax. cable 8d, vd. Coax. plugs 1/3. C.W.O. or C.O.D. P.P. 3/-, Send 6d. stamps for illustrated lists. Band IV 625 line Aerials also available.

K.V.A. ELECTRONICS (Dept. P.W.)
 3B Godstone Road, Kenley, Surrey. CRO 2527

2 METRES 4

The thrills of VHF Amateur Radio can now be yours for as low as 39/6, complete kit, by post 2/6 extra. Tunable range 70-150 Mc/s. Write today for interesting literature, s.a.e. please. If a newcomer to Short Wave Radio, ask for free copy of world-famous “Globe-King” Short Wave Kits and other receivers. Stamp for post please, not s.a.e.

JOHNSONS (Radio)
 St. Martins Gate, Worcester

SPEAKERS

by GOODMAN'S, ELAC, PLESSEY, etc.

4in. square 12/-	1/6
5in. round 12/-	1/6
7x4in. elliptical 13/6	1/6
8x5in. 16/6	2/-
10x8in. 23/6	2/-

Price List of Chassis & Cases

Chassis 18 swg Aluminium 6/4
6x 3x2in. 6/11
8x 4x2in. 8/-
8x 6x2in. 9/1
11x 7x2in. 9/9
12x 6x2in. 9/5
12x 8x2in. 10/6
14x 5x2in. 10/6
14x 8x2in. 11/6
14x10x2in. 12/2
17x10x2in. 13/9

Cases

18G. STEEL CASES

Sloping Front 27/6
4x3x4in. 10/6 8/6
8x5x5in. 16/- 10/6
12x6x6in. 25/6 12/6
Rectangular Standard 27/6
10x 7x7in. 27/6
12x 7x7in. 34/-
14x 7x7in. 37/6
14x 8x9in. 47/6
16x 8x9in. 52/6
16x 8x11in. 57/6
18x 8x11in. 64/-
18x10x11in. 66/-

P.P. extra.
Postage and packing extra on all items will be quoted according to size etc.
We will be pleased to quote for special sizes and finish on quantity orders of 50 and above.

OUR FAMOUS READIPACS

- No. 1 100 resistors 1w to 5w 10 ohm to 50 meg.
 - No. 2 25 condensers .1pf to 1000pf 5% to 20%.
 - No. 3 20 condensers 1000pf to .01mf.
 - No. 4 12 condensers .01mf to .1mf.
 - No. 5 25 Hi-stab resistors 1, 2 and 5% 10ohm-25meg.
 - No. 6 10 v/w Resistors 6ohm-32k ohm.
 - No. 7 4 Carbon controls, volume, tone, etc.
- All at 8/6 each. POST FREE.

SWITCHES FOR MULLARD CIRCUITS

To specification and "Mullard approved"

TR2 2V Pre-Amp. 12/9
TR3 3V Pre-Amp. 12/9
TR4 3V Pre-Amp. Lo/Pass 10/9
TR5 3V Pre-Amp. Hi/Pass 8/4
TR6 3V Tape Amp. Rec/Play 18/6
TR7 3V Tape Amp. Eqz 7/4
TR8 Tape Pre-Amp. Rec/Play 16/6
TR9 Tape Pre-Amp. Eqz 7/4
TR10 Stereo Pre-Amp. Selector 18/6
TR11 Stereo Pre-Amp. Ch/E 8/6
TR12 Stereo Pre-Amp. Stereo-Mono 9/6

P. & P. 1/- per switch.

BARGAINS IN TRANSISTORS

The latest Mullard M Series. OC44M, two OC45M, OC81DM. Two OC81M matched pair. Oa90 diode. Complete Set, 22/6. OC44, 3/6; OC45, 3/-; OC71, 2/6; OC72, 3/-; OA81, 2/3; GEC S6 Good AF General Purposes, 2/-; GET873 RF, 2/3.

TRANSISTOR ELECTROLYTICS: 1µF, 2µf, 4µf, 5µf, 8µf, 16µf, 32µf, 50µf, 100µf, all 15 volt, 1/3 each.
HIGH RESISTANCE PHONES: 4,000 ohms. Chinese, 11/6 pair.

EARPIECES with cord and 3.5 mm plug. Crystal, 4/-; 180 ohms magnetic, 6/6; 80 ohm 2.5 plug, 4/-.

CARTRIDGES, Monaural. Acos GP59-5 high output, 15/-, Acos GP65-1G medium output, 15/-, to fit most Garrard, Collaro or B.S.R. pick-ups.

STEREO Ronette S106, 25/-.
SPEAKER CABINET. The HAYDON (17 x 15 x 8in.) Designed to take a 12in. heavy duty speaker. Made of 3in. wood. Ideal for bass guitar. Covered with Vynide and Vynair in contrasting colours. With strong carrying handle, 60/-, post 7/6 extra.

SPEAKER suitable for above cabinet. R.T.C. 15 ohm 15 watts. Heavy duty 12in., £5, post 4/-.

AMPLIFIER. 3 watts, 2 valves, 6X4, ECL82. AC Mains. Mounted on board with 8in. speaker. Pilot light and Tone Control. £3.10.0 complete, post 4/6.

ELECTROSTATIC Tweeter LSH75 with diagram, only 2/6 each.

CONNECTING WIRE. Stranded or Single. Various colours, our selection, 100ft., 4/-.

TERMS: C.W.O.

TELE-RADIO (1943) LTD

189 EDGWARE ROAD, LONDON W.2
PADDINGTON 4455

BROADWAY ELECTRONICS

92 MITCHAM ROAD, TOOTING, S.W.17.
(four minutes from Tooting Broadway Underground Station)

NEW VALVES!

Guaranteed Set Tested
24-HOUR SERVICE

1R5, 1S5, 1T4, 3S4, 3V4, DAF91, DF91, DK91, DL92, DL94, SET of 4, 15/-, DAF96, DF96, DK96, DL96, SET of 4, 23/-.

OA2	4/6	DL33	7/-	PCF80	5/6
1D5	4/9	DL35	6/3	PCF82	6/6
4R5	4/6	DL32	6/9	PCL82	6/9
1S5	3/6	DL94	5/6	PCL83	8/6
1T4	2/3	DL96	5/9	PCL84	4/6
3S4	4/9	EB91	2/-	PL36	8/6
5U4C	4/6	EB14	7/-	PL81	7/-
5Y3GT	4/3	EB780	7/-	PL82	5/3
5Z4G	7/6	EBL21	8/6	PL83	5/3
6K7G	1/3	ECC40	7/-	PL84	6/-
6K8G	3/6	ECC81	3/6	PY31	6/-
6K9G	3/6	ECC82	4/6	PY32	8/6
6Q7G	4/3	ECC83	4/6	PY30	5/-
6V8G	3/9	ECC84	5/9	PY31	5/6
6X5GT	5/6	ECC85	7/-	PY82	5/6
12K7GT	3/6	ECCF80	6/-	PY81	5/6
12X9GT	8/6	ECCF82	6/6	PY83	6/3
12Q7GT	5/6	ECH42	7/9	U25	8/9
12S2TGT	5/6	ECL80	5/9	U26	7/9
35L6GT	7/3	EF41	6/6	UABC80	5/6
35Z4GT	4/9	EF80	4/-	UAF42	7/6
8A2	6/6	EF85	6/6	UBC41	6/6
AC/PT	18/6	EF86	6/-	UBF80	7/-
AZ31	6/9	EF89	3/9	UC85	6/6
CL33	8/6	EF91	2/9	UCH42	7/3
DAC32	3/9	EL41	7/3	UCH81	7/3
DAF91	3/6	EL42	3/6	UCL82	3/3
DAF96	5/9	EY51	5/9	UCL83	8/6
DF33	7/6	EY86	5/9	UF41	6/9
DF91	2/3	EZ40	5/3	UF89	6/3
DF96	5/9	EZ80	4/6	UL41	6/1.1
DPH7	4/9	EL31	3/9	UL84	6/3
DK32	8/6	KTW61	4/9	U08	11/6
DK91	4/6	MU14	4/8	UY21	8/3
DK92	6/9	PCC84	5/9	UY41	4/6
DK96	6/3	PC989	7/3	UY85	4/-

Postage 6d. per valve extra. Any Parcel Insured Against Damage in Transit 6d. extra. Any C.O.D. Parcel 4/3 extra. Office address, no callers.

GERALD BERNARD

83 OSBALDESTON ROAD,
STOKE NEWINGTON,
LONDON, N.16

Please mention
"Practical Wireless"
when replying to
Advertisements

RADIO BOOKS

BASIC ELECTRICITY 5/6
TESTED SHORT WAVE RECEIVER 5/6
CIRCUITS USING M.A.T.s 5/6
TESTED SHORT WAVE SUPERHET RECEIVER CIRCUITS USING MICRO-ALLOY TRANSISTORS 6/6
22 TESTED Circuits using Micro Alloy Transistors 5/6
AT A GLANCE Valve and T.V. Tube equivalents 4/-
BRITISH Transistor Directory 9/-
OSCILLOSCOPE Book 5/6
USING an Oscilloscope 7/-
OSCILLOSCOPE Equipment 5/6
MULLARD Transistor Radios 5/6
MULLARD Ref. Transistor Circs. 13/6
EXTRA Equipment Tape Recorder 6/6
COIL Design and Construction 5/6
TRANSISTOR Audio Amplifiers 6/6
TRANSISTOR Circuits for Radio Control of Models 5/6
RADIO Servicing Instruments 8/-
BOY'S Book of Crystal Sets 3/-
SERVICING Transistor Receivers 3/-
ELECTRONIC Novelties 5/6
ELECTRONIC Gadgets 5/-
RADIO Valve Data "Wireless World" 7/-
BEGINNER'S Guide to Radio 8/6
MODERN Transistor Circuits for Beginners 3/-
TRANSISTOR Test Equipment 4/-
TRANSISTOR Circuits for the Constructor (Bradley) Nos. 1, 2, and 4/- each All books include postage. List S.A.E.

SELRAY BOOK CO.
60 HAYES HILL, HAYES, BROMLEY
KENT. Tel. HURStway 1818

H.A.C. SHORT-WAVE EQUIPMENT

AND

SHORT-WAVE KITS

Famous for over 25 years for ... S.W. Receivers and Kits of Quality.

H.A.C. were the original suppliers of SHORT-WAVE RECEIVERS KITS for the amateur constructor. Over 10,000 satisfied customers—including Technical Colleges, Hospitals, Public Schools, Hams, etc.

Improved designs with Denco coils: One-valve Kit, Model "C", Price 25/-, Two-valve Kit, Model "E", Price 50/-, New Addition: Model "K", Super sensitive "All Dry" Receiver. Special inc. price. Complete Kit, 77/-.

All kits complete with all components, accessories and full instructions. Before ordering call and inspect a demonstration receiver, or send for descriptive catalogue and order form.

POST THIS COUPON NOW!

"H.A.C." SHORT-WAVE PRODUCTS
(Dept. TH), 41 Old Bond Street,
London W.1

Please send me FREE and without obligation your 1963 literature.

NAME.....
ADDRESS.....
.....
.....

STAR DEXER S.R.-40 £24.15.0

General purpose superhet communications receiver for A.C. mains, 220-240 volts, covering 50 Kc/s to 30 Mc/s in four switched bands. Slide rule tuning dial, electrical band-spread, internal speaker, panel "S" meter, noise limiter, B.F.O., phone jack, Ferrite and whip aerials. Handsome grey crackle cabinet 13x 8 1/2 x 5 1/2 in. Wt. 12 lbs. Full instruction manual. **BRAND NEW CURRENT MODEL.**
HIGH SENIOR RECEIVERS. Complete with 9 coils, £17.10.0. S.A.E. for full details.
P.C.R.3 RECEIVERS. 3-wave bands, medium wave and 2 short wave, from 120-13 metres. Good condition, tested, 8 gns. Carr. 10/-. A.C. mains internal power supply £2 extra.

SILICON RECTIFIERS. Type 1EA2 (4 x 1in.) will handle 250 volts at up to 500 mA. Replaces any TV metal rectifier, 7/6.

MOVING COIL PHONES. Finest quality Canadian with Chamois ear muffs and leather covered headband. With lead and Jack plug. Noise excluding, supremely comfortable. **BRAND NEW** 22/6, post 1/6

A.V.O. WIDE RANGE SIGNAL GENERATORS. Six turret operated ranges covering 50 Kc/s to 80 Mc/s. For use on standard A.C. mains. Packed in original transit cases with accessories. Post-war type in new condition, £15. Carriage 10/-. **REAL BARGAIN.**

RECEPTION SETS R230/R231. Consists of TWO identical receivers in one cabinet. Each receiver is complete with 14 modern miniature valves (3 x 6AK5, EF91, 3 x EF82, 2 x 6B91, 2 x 12AT7, QST07/20, EL91 and 5U4G) its own stabilised AC mains power supply and speaker. Intended for reception of one fixed frequency between 60-100 Mc/s according to crystal used but ideal for modification to 72 Mc/s or 144 Mc/s. Price complete £7.10.0 (Carr. £1) or individual receivers (less cabinet) £3.19.6 (Carr. 7/6). (Circuit supplied)

AR-88 SPARE VALVES. Complete set of **BRAND NEW** individually boxed original valves (14). 50/-. P. & P. 2/6.

ICA AR-88 SPEAKERS. 30 8in. P.M. speaker in heavy gauge black crackled steel cabinet 11 x 10 x 6in., with rubber feet. A SUPER QUALITY unit. **BRAND NEW.** (For ONLY 65/-. P. & P. 5/-)

AR-88 VIBRATOR PACKS. For 6 v. operation. Complete with vibrator and OZG rectifier. **BRAND NEW** in original cartons, 17/6. P. & P. 5/-.

MICRO-AMMETER. 0-500 uA. Made by R.C.A., Weston, Westinghouse, and other famous American manufacturers. Circular 2 1/2 in. flush panel mounting. Dials are engraved 0-15, 0-500 volts. As used in the American version of the "19 SET". **TESTED AND GUARANTEED 15/-.**

CHARLES BRITAIN (RADIO) LTD., 11 UPPER SAINT MARTINS LANE, LONDON, W.C.2
 Temple Bar 0545 Shop Hours 9-6 p.m. (9-1 p.m. Thursdays). Open all day Saturday

RES/CAP. BRIDGE 39/6

Checks all types of resistors, condensers 6 RANGES
 Built in 1 hour. Direct reading.
READY CALIBRATED
 Stamp for details of this and other kits.
 Please write to:
RADIO MAIL (Dept. PS)
 Raleigh Mews, Raleigh Street, Nottingham

THE AMATEUR RADIO HANDBOOK

by R.S.G.B., 3rd edition, 34/-, postage 2/6.
Tested Superhet Circuits for Shortwave and Comm. Receivers using M.A.T.s, 6/-, Postage 6d.
T.V. Engineer's Pocket Book, by Hawker, 12/6, Postage 1/-.
Amateur Radio Call Book by R.S.G.B., 4/8, Postage 6d.
Electronics Pocket Book by Hawker, 21/-, Postage 1/-.

How to Listen to The World, 1963-64 ed., by Johansen, 14/6, Postage 1/-.
Wireless Servicing Manual, new ed. by Understanding Amateur Radio, new ed. by A.R.R.L., 19/-, Postage 1/-.
Special offer of Micro Alloy Translators etc. Send for list.

UNIVERSAL BOOK CO.

12 Little Newport Street, London, W.C.2
 (adjoining Lisie Street)

FIRST-CLASS RADIO AND T/V COURSES... GET A CERTIFICATE!

After brief, intensely interesting study—undertaken at home in your spare time—**YOU** can secure a recognised qualification or extend your knowledge of Radio and T.V. Let us show you how.

FREE GUIDE

The New Free Guide contains 120 pages of information on the greatest importance to both the amateur and the man employed in the radio industry. Chambers College provides first rate postal courses for Radio Amateurs' Exam., R.T.E.B. Servicing Cert., C. & C. Telecoms., Grad. Brit. I.R.E. Guide also gives details of range of diploma courses in Radio/T.V. Servicing, Electronics and other branches of engineering, together with particulars of our remarkable Guarantee of

SUCCESS OR NO FEE

Write now for your copy of this invaluable publication. It may well prove to be the turning point in your career.

FOUNDED 1885—OVER 150,000 SUCCESSSES

CHAMBERS COLLEGE

(Incorp. National Inst. of Engineering)
 (Dept. 461), 148 HOLBORN
 LONDON, E.C.1

Football Pool Computer

- FORECASTS RESULTS
 - CHEAP, EASY TO BUILD
 - ANYONE CAN OPERATE IT
 - SCIENTIFIC AID TO WINNING
- Analogue Computer**
 ● Very simple, cheap, easy-to-build circuit.
 ● Multiplies and divides.
 ● Fascinating demonstration of computer principles.

Both Circuits for 3/6, Post Free.
Noughts and Crosses Machine
 Full Circuit of our unbeaten machine, 3/6, Post Free.

Multimeters
FREE with any Multimeter or Multimeter Kit purchased in November or December: Parcel of Components value 10% of purchase price. Send stamp for details of kit, and illustrated leaflet. Prices are already rock-bottom, so you can't lose, e.g., 1,000 o.p.v. 35/-, p.p. 1/6; 10,000 o.p.v., 72/6, p.p. 1/6; 18,000 o.p.v. kit, 65/-, post free; 30,000 o.p.v. 99/6, p.p. 2/-; 50,000 o.p.v. 142/6, p.p. 2/6.

PLANET INSTRUMENT CO.,
 25 DOMINION AVENUE, LEEDS 7

JAG ELECTRONIC CABINET MAKERS LTD

No. 9 Workshop, Grayes Place, Slough, Bucks.

VALVES

SURPLUS or EX-EQUIPMENT

EB91	2/-	PCL82	4/6	6F1	3/-
EBF80	4/6	PCL83	5/-	6F12	2/-
EBF89	5/-	PCL84	6/6	6F13	5/-
ECH35	6/-	PL33	7/-	6F14	5/-
ECC81	3/6	PL36	7/-	6F15	6/-
ECC82	3/6	PL38	10/-	6L1	7/-
ECC83	4/-	PL81	6/-	6L18	6/-
ECF80	4/6	PL82	4/6	6P25	5/-
ECF82	5/-	PL83	5/-	6P28	8/-
ECC84	5/-	PY31	6/6	10F1	3/-
ECL80	4/-	PY32	7/6	10P13	6/6
ECL82	6/-	PY33	7/6	10P14	6/3
EF80	2/-	PY80	3/6	20D1	4/-
EF85	4/6	PY81	3/6	20F2	6/-
EF91	1/6	PY82	3/6	20L1	8/-
EL33	5/-	PY83	6/-	20P1	7/-
EL84	4/6	PZ30	7/-	20P3	7/6
EY51	3/-	U24	6/-	20P4	12/-
EY86	4/6	U25	6/-	20P5	7/6
EZ80	4/-	U26	6/-	30P1	7/-
EZ81	4/6	U191	7/-	6C9	10/-
GZ32	5/-	U301	9/-	10C2	10/-
KT33C	4/-	U801	14/-	10C1	10/-
K736	7/-	UBC41	5/-	ECH42	6/-
ECC84	4/6	UCB84	7/6	UF42	2/6
PCF80	4/6	UCF80	7/6	UAF42	5/-

Many other types available. Post 6d per valve.
LINE OUTPUT TRANSFORMERS AND SCAN COILS

FERGUSON: 204, 206, 806..... 17/6 ea.
 PYE: V4, V14, VI17..... 17/6 ea.
 EKCO: 221, 231..... 35/- ea.
 P. & P. 3/6 on each of above L.O.P.T.S.

FIREBALL TURRET TUNERS

All ex-equipment ..17/6 ea. P. & P. 3/-
AMPLIFIERS Complete with output transformer and 6in. 3Ω speaker, mounted on board.
 Type A using PCL82 & PY82, 39/6 c'plete.
 Type B using PL83, 12AU7, & PY82, 45/6 c'plete.

Post 2/6 extra either type.

CABINETS

We make a complete range of cabinets or will make to your own specification.

GRAM CABINETS

For single player.....£2
 For autochanger.....£3
 P. & P. 5/- per cabinet.

SPEAKER CABINETS

With sloping fronts, all colours. 5in. 9/-, 6in. 10/6, 8in. 15/-, 10in. 18/-, 12in. 25/- P. & P. up to 5in. 2/6, 10in. 3/-, 12in. 3/6.

Trade enquiries invited for cabinets.

SPEAKERS, ex-equipment, 6in. 5/-, 7 x 4in. 7/6, 8in. 7/6. P. & P. 2/- ea.

CONTEMPORARY TABLES

With formica wood grain or patterned top and black legs with adjustable ferrules. Size 24in. long and 12in. wide. Ideal for TV or coffee table 30/- ea. P. & P. 3/6
 All enquiries S.A.E. please.
TERMS: C.W.O.

HERE'S A LOW COST WAY TO GET INTO REALLY PROFITABLE T.V. SERVICING FAST!

Maybe you enjoy fixing electrical gadgets or the odd radio or two. Maybe you wish you could. In either case you are probably just the man who could benefit from a new revolutionary type of television training programme now being introduced for the first time.

Knowing that early success will usually spur a man on to greater achievement, we have made a point of teaching first how to make the easiest T.V. repairs. Since the easiest T.V. repairs are the ones most often found on service calls, you are ready to make money right after the first lesson. Then as you progress you will learn how to handle every kind of trouble found in all makes of T.V. sets.

Here for example are some of the items covered in the course:

1. Simple adjustments to correct poor pictures.
2. Circuit faults indicated by a poor pattern.
3. Finding bad valves by observing picture faults.
4. Antenna principles and practices.
5. Facts about the T.V. signal to help you in repair work.
6. All about Cathode Ray tubes.
7. How to tell what is at fault.
8. Explanation of television circuits.
9. U.H.F. converters and tuners.
10. Television test equipment and alignment.
11. Advanced trouble shooting by picture analysis.

This is a real home study course that has been bound into one giant 8 x 11 in., 192 page manual to reduce cost.

Compares favourably with some courses costing very much more! By creating a mass market through large volume sales and eliminating individual letter writing we are able to pass on these savings directly to you!

The course features over 325 different line drawings, circuits, servicing charts and illustrations to simplify the text and make your study more enjoyable. Soon you will be well on your way to becoming a first-class television repair technician!

YOU TAKE NO CHANCES WHEN YOU DEAL WITH SIM-TECH

You must be convinced that this is the best value you have ever seen in television training, otherwise you can return the course (or have your money refunded if sent with order) after you have examined it in your own home for a period of seven full days.

The price? Only 36/- per course, plus postage and packing, 1/6.

FREE TRIAL OFFER

Terms only 5/- per week if you wish.

To SIM-TECH BOOK COMPANY Dept. BT1, West End, Southampton, Hants.

Please send your Television Course for a full seven days' free trial. If not delighted I may return the course post-paid without further obligation on my part. Otherwise I will pay cash or 5/- weekly until 37/6 plus 2/6 service charge, total 40/-, is paid.

Tick here if enclosing full price of 37/6. (Same 7-day money back guarantee.) NOTE: Customers who send cash with order get in addition a 71-page book on TELEVISION FAULTS. (This offer closes March 31st, 1964.)

Overseas customers please send full amount (including Ireland).

Name

Address

City..... County.....

● Add this
NEW
INSTRUMENT
to your
TEST
GEAR!



The compact, sensitive TRANTEST gives audible indication of continuity, tests insulation of anodised surfaces, detects "dry joints", etc., provides adjustable response (between 0.5 and 5 ohms) to a resistance across the probes. Will not indicate continuity through inductive or capacitive impedances, or damage semi-conductors. Unique design beautifully made, used by laboratories and manufacturers. Employs long-life PP3 battery.

M-P-E

TRANTEST

AUDIBLE CONTINUITY TESTER

£4.10.0 post free

(with probes, without battery)

Order now from manufacturers or write for free detailed leaflet;

M-P-E (Finchley) Ltd.

Dollis Park, Finchley, London, N.3. Finchley 7742

PADGETTS RADIO STORES

OLD TOWN HALL,
KNOWLER HILL,
LIVERSEDGE, YORKS.

Telephone: Cleckheaton 2866

ARMY SET TYPE 19MK. III. Complete with one 6K8, four 6K7, one 6B8G and one 6V6 valves. The Receiver side of the set is complete in every way, including the 500 micro-amp meter. The valves and a few parts have been removed from the 'B' set. Clean inside, sanded outer case. We are offering a first class receiver at the special price of 32/-, carriage 10/-.

Remote Control Unit for 19 Set, complete with Bell Morse Key, etc., 12/6, carriage 7/6; two for 20/-, carriage 10/-.

Valves Removed from TV Sets. Tested on a Mullard Valve Tester, and are 100% as new. Three months unconditional guarantee. POST FREE.

ECL80	2/-	10C2	5/-	PL82	5/-
ECC82	3/-	10F1	1/-	PY80	5/-
EY51	2/6	10E13	5/-	PY81	4/-
EBF80	4/6	10P14	5/4	PY82	5/-
EB91	9d.	20D1	3/-	PZ80	4/-
EF91	9d.	20L1	5/-	PCF80	4/6
6SN7	2/6	30P4	8/6	PCC84	4/6
6F1	1/-	185BT	8/6	EZ50	1/6
6F13	2/6	U2	5/-	PL83	5/-
6F14	5/-	U282	5/-	PL33	4/-
6F15	5/-	U329	5/-	PL38	8/-
6LD220	5/-	KT39	5/-	B36	4/-
PLC82	5/-	PL81	5/-	N37	5/-

EF80 1/6 or 10/- per doz. Grade II, EF80 for test purposes, 4/- doz.

New Valves Ex. Units. POST FREE. 6K7 1/6, doz. 12/-, 6K8 2/6, doz. 22/-, 6V6 2/6 doz. 22/-, 807 U.S.A. 6/-, PP3/250, (PX4) 5/-, A2EN (PEN 4) 2/6, 5U4 3/-, 6XN7 3/-, 6V6GT 4/6, EF91 1/6, EL81 1/6, 6F6 3/-, 6Z4 5/6, 5Y3 4/6, 6X5 4/6, EF50 1/-, 6/- doz. ARP12 1/6, 6 for 5/6, box of 50 19/-, IT4. ART2 2/-, ART4 2/-, APP37 2/-, AR8 2/-.

P.M. Speaker all Perfect. Ex. TV Sets. POST FREE BARGAINS. All 3 ohms. Rola 6 x 4in., 5/-; Goodmans 7 x 4in., 7/-; B. and A., 7 x 4in., 6/-; Phillips 5in. round, 8/6; B. and A. 6in. round, 5/-; 10in. round, 12/6; 12in. round with Tweeter new, 28/6. Special price for more than one speaker.

New Boxed 12 volt Vibrator Packs, with spare vibrator. Type P.C.R., 250 volts at 150 M.A., 18/-, Carriage 7/6. 13 Channel 14in. TV Sets. Untested, 30/-, Carr. 10/-, 13 Channel 17in. sets, untested, 50/-, Carr. 10/-, Well packed sent at owners risk.

TV Tubes, completely rebuilt and refaced, 12 months guarantee. Sizes up to 17 inch. Special trade price of 75/-, Carriage and Insurance 7/6.

Reclaimed Tubes. 14in., 30/-, Carr. 7/6. 6 months guarantee.

Lewis have the Cabinet for you

We can supply any cabinet to your own specification

This is only one example of—
THE LARGEST RANGE
OF CABINETS IN THE
COUNTRY

Equipment is also our speciality.



The Grosvenor
Price 18 gns.



The Lowboy
Price 24 gns.

LEWIS radio

100(P123) Chase Side, Southgate, London, N.14. Pal 3733/9666

Send today for the two new Lewis Catalogues

Designed to assist your choice of cabinet and equipment.

THE New Lewis Radio Cabinet Catalogue—the most comprehensive ever prepared. The unique 60 page equipment catalogue.

Please send your two new catalogues, enclosed is P.O. for 3/6 which will be credited against any purchase I make.

Name

Address

BLOCK CAPITALS PLEASE

★ GUARANTEED VALVES ★

by return of post.
THE MOST ATTRACTIVE COMPETITIVE VALVE LIST IN THE COUNTRY

All valves are new and unused unless otherwise advised

POST	3 MONTHS GUARANTEE	FREE TRANSIT INSURANCE. Satisfaction or Money back Guarantee on Goods if returned within 14 days.
1 Valve 6d., 2-11, 1/- FREE for 12 or more valves.	In writing with every valve.	

024	4/8 6K7	5/8 20D1	8/9 DL82	9/- E240	6/8 U18	7/6
1A7GT	9/8 6K76	2/- 30F2	9/8 DL82	5/8 E240	6/8 U22	6/8
1BHT	7/6 6K76T	4/6 201	1/6 DL84	9/8 E250	5/8 U24	12/6
1D8	4/- 6K80	5/- 20P1	9/6 DL96	7/3 EZ21	6/- U25	10/6
1D9	9/8 6K80T	8/3 20P3	12/6 EA50	1/3 FWA/500	7/- U26	8/6
1H5GT	8/9 6K25	8/8 20P4	17/- EAB080	6/8 GT1C	12/6 U31	7/6
1L4	3/- 8L1	9/8 20P5	16/- EAC91	4/- G235	7/6 U34	14/6
1LD5	4/8 6L6	7/6 2A6G	8/1 EAF42	8/3 G234	11/8 U35	12/6
1N5	4/8 6L8G	6/8 2L6GT	7/9 EB34	1/8 HK90	9/6 U37	28/-
1N5GT	8/9 6L18	7/9 2Y5G	8/- EB41	5/- HL41DD	8/6 U50	4/9
1R5	5/6 6L19	12/6 25Z4G	7/- EB91	3/8 HN309	10/- U52	4/9
1U5	5/8 6LD90	7/9 25Z5	8/- EBC23	4/9 HV22	8/- U73	6/6
1B4	7/6 6N1	7/6 25Z6G	8/- EB41	9/8 HV22	8/- U73	6/6
1R4	9/8 6P1	9/8 27E0	17/6 EBC81	7/9 KT32	6/9 U78	4/6
1T4	3/- 6P25	8/6 30C1	6/9 EBF50	7/9 KT33C	4/- U107	12/6
2D21	5/6 6P25	9/8 30C15	11/8 EBF33	9/8 KT36	14/- U191	11/8
3A4	4/- 6Q76	5/8 30F5	8/- EBF89	7/9 KT76	8/- U281	9/6
3A5	8/9 6Q76T	8/- 30FL1	8/9 EBL21	8/9 KT76	17/6 U289	9/6
3A6	4/- 6Q76	9/- 30L1	6/8 EBL31	17/6 KT93	4/8 U309	6/6
3Q4	7/- 6QA7	5/9 30L15	8/9 ECB2	4/9 KT86	13/8 U289	9/6
3B4	5/- 6S07	4/9 30P4	9/6 ECB1	4/8 KT76	8/8 U289	11/6
3V4	6/8 6S07	4/9 30P18	7/6 ECB2	8/8 KT76	8/8 U289	11/6
3R4GY	9/8 6H7	3/- 30FL1	18/6 ECB3	7/8 KCF91	8/8 U301	6/6
3R5	4/- 6H7	9/- 30L1	6/8 ECB2	4/- KTW62	6/8 UAB080	7/6
3Q4G	4/9 6H7	5/- 30L15	9/8 ECB3	4/8 KTW62	5/9 UAF42	7/6
3V4G	4/9 6H7GT	5/9 35C5	8/8 ECB34	9/- KT268	11/- UB41	7/6
3Y3G	4/9 6H7GT	4/6 35L6GT	8/- ECB35	5/9 L63	3/- UB41	4/6
3Y4G	9/8 6H7	5/8 35W4	7/6 ECB40	8/8 L63	11/- UB41	7/6
3Z4	9/8 6H7GT	5/8 35ZGT	5/8 ECB1	4/9 MU14	7/- UB80	7/6
3Z4G	9/- 6U42G	9/8 35Z5GT	7/- ECB2	4/9 N87	10/8 UB89	7/6
5Z4G	7/- 6V8G	4/6 41	6/8 ECB33	6/- N78	13/- UB21	18/-
5Z4GT	9/8 6V8GT	6/- 42	6/8 ECB34	7/8 N108	18/- UB21	18/-
6A30L2	9/- 6X4	4/6 50B5	7/6 ECB5	7/8 N152	8/8 UCC84	12/-
6A30	8/9 6X5G	9/- 50C5	5/8 ECB38	11/8 P41	3/8 UCC85	7/3
6A7	9/- 6X5GT	5/6 50L6GT	7/6 ECF90	8/3 P61	2/9 UCF80	18/8
6A8G	7/9 7B6	9/- 53KU	9/6 ECF92	3/8 PAB080	8/- UCHE21	9/6
6A8GT	19/8 7B7	7/9 61BT	17/8 ECH21	11/8 PC86	11/8 UCHE21	7/8
6A9T	3/- 7C4	7/6 62PT	11/- ECH36	7/8 PC97	9/8 UCHE21	7/6
6A95	8/8 7C6	7/6 62T	18/8 ECH48	6/8 PC84	6/8 UCL82	9/3
6A97	6/9 7H7	7/3 75	5/8 ECH81	7/- PC85	7/9 UCL83	12/-
6A95	5/- 7R7	15/- 78	5/- ECH88	8/8 PC88	11/8 UF41	7/6
6A95	3/3 787	8/9 80	5/8 ECL50	6/8 PC88	8/8 UF42	5/8
6A95	8/- 787	9/8 83	9/8 ECL52	6/- PC182	13/8 UF80	7/6
6A95	6/- 724	5/- 18B2T	19/6 ECL38	10/8 PCF90	6/9 UF85	7/6
6A75	8/- 8D8	3/- 18B7A	19/6 ECL86	10/3 PCF82	7/- UF86	14/8
6A96	7/- 10C1	11/8 807(A)	5/- EP22	7/- PCF84	12/- UF89	7/6
6A96	5/9 10C2	14/8 807E	4/9 EFB36	3/- PCF86	11/8 UM80	9/6
6B7	8/8 10F1	4/8 81B	48/- EFB7A	7/- PL82	7/8 UL44	14/-
6B5G	3/- 10F9	10/8 822	14/- EFB39	4/8 PCL83	9/8 UL46	9/6
6B46	5/6 10F18	10/- 866A	12/6 EFB40	11/- PCL84	7/8 UL84	7/6
6B56	5/8 10L11	14/8 864	3/9 EFB41	8/- PCL85	10/- UR1C	7/6
6B56G	18/- 10P13	8/8 865	2/3 EFB42	8/8 PCL86	10/8 UR1C	7/6
6B58	6/- 10P14	9/8 868	2/1 EFB40-BR1(A)	9/8 PEN25	3/9 U06	12/-
6B26	5/9 10P18	7/- 1825	5/8 EFB50(A)	2/8 PEN45	6/8 U07	9/6
6B27	8/8 12A6	8/8 2758	7/6 EFB54	3/8 PEN46	4/8 U08	13/6
6B29	9/8 12A5	9/- 9001	3/8 EFB50	4/8 PFL33	9/8 UY1N	11/-
6B26	6/9 12A7	6/8 9002	4/9 EFB58	6/- PL36	5/8 UY21	6/6
6B27	5/- 12A7T	8/8 9003	5/8 EFB6	7/8 PL38	17/6 UY41	6/6
6C4	2/3 12A06	9/- ATP4	2/6 EFB9	6/9 PFL81	8/3 UY85	6/6
6C5	5/8 12A07	9/- AZ31	7/6 EFB91	3/- PFL82	6/8 VFB8	8/6
6C6	3/8 12A08	8/8 AZ41	7/- EFB92	8/- PFL83	6/8 VFB9	2/9
6C7	11/- 12A07	6/8 B36	6/9 EFB93	9/8 PFL84	7/6 VP41	5/6
6C8G	17/8 12B04	8/8 B37	8/8 EFB94	7/8 PFL85	8/8 VR105	5/6
6C8G	6/8 12B06	6/8 CCH35	13/6 EKB32	7/8 PM84	9/8 VR150	5/6
6D2	3/8 12B07	8/8 L33	9/- EL32	3/9 PX4	12/6 W76	4/9
6D3	9/8 12B5	5/8 CY21	7/8 EL83	7/- PZ25	9/- W81	7/3
6D6	3/- 12E1	17/6 D77	3/9 EFB36	11/8 PZ32	10/- X61	11/-
6D6G	4/9 12E14	9/8 D30	11/8 EL85	8/- PY32	10/- X63	8/6
6F6	7/6 12J6GT	3/3 DAC32	9/8 EL38	12/6 PY33	11/8 X65	11/6
6F6G	4/8 12J7GT	8/- DAF91	4/6 EL41	8/- PY80	6/8 X66	11/6
6F13	4/9 12K7GT	4/8 DAF98	7/8 EL42	7/8 PY81	6/8 X78	21/-
6F14	8/9 12K8	9/8 DAF98	8/8 EL43	8/8 PY82	6/8 X79	21/-
6F15	8/9 12K9GT	8/8 DFB1	3/- EL84	6/8 PY83	6/9 X79	21/-
6F19	6/- 10Q7GT	4/8 DFB6	7/8 EL85	9/8 PY88	9/- X81	9/6
6F32	4/9 12S47	7/- DFB97	7/8 EL91	3/8 PY80	9/- X83	4/9
6F33	4/- 12S47	4/8 DFB3	6/8 EL92	8/8 Z30	9/8 Z66	8/6
6H6	1/6 12S17	3/8 DFB7	4/8 EFB4	8/8 RL18	9/8	
6E5	3/8 12S17	5/8 DFB2	9/8 EMB30	7/8 RL18	11/8	
6J5G	3/- 12K7	4/8 DK91	5/8 EMB1	8/8 SP41	2/3	
6J5GT	4/8 12M87GT	6/8 DK92	7/8 EMB1	8/8 SP81	3/8	
6J6	3/8 12S47	8/8 DK93	7/8 EMB5	16/8 SU25	16/8	
6J7	8/8 12D3	8/8 DK93	7/8 EMB1	16/8 SU250	4/8	
6J7G	4/9 12D3	14/8 DL36	7/8 EMB1	7/8 T41	7/8	
6J7GT	7/6 12A05	7/9 DL63	9/- EY86	7/8 TDD4	8/6	
6K6GT	6/- 19B6G	14/- DL75	6/- EY88	9/8 U14	7/6	

Tubes

Carr. & Ins. 12/6.

HIGHEST QUALITY— COMPARE OUR PRICES		GUARANTEED		NEW TYPES
		6 Months	12 Months	
MOST MULLARD, MAZDA, COSSOR, EMITRON, EMISCOPE, BRIMAR, FERRANTI TYPES, PROCESSED IN OUR OWN FACTORY	12in.	£2. 0.0	£3. 0.0	MW 81/74 £3.15.0
	14in.	£2.10.0	£3.10.0	MW 86/84 £4.15.0
	15—17in.	£3. 5.0	£4. 5.0	CRM 172 MW 48/64
	21in.	£3.15.0	£5.15.0	£5.0.0

SPECIAL TEMPORARY OFFER
Due to huge Bulk Special Purchase we are offering MW 31-74 Tubes at the unrepeatable price of 29/-, MW 36/24 ditto, 39/-, P.P. 12/6. The above are guaranteed for 6 months.

P.M. SPEAKERS. 3Ω Top Makes.
6in. 7/6 5in. 7/6
8in. 8/6 7 x 4in. 8/6

VALUE!

4 watt AMPLIFIERS
excellent amplifier with high gain preamp stage, 10F3 driving 10P14 output stage, complete with 8in. speaker. In attractive 2 tone case. Tone control, negative feedback, ready for immediate use, individually tested. Amazing volume and clarity. Ideal for guitars, record players, etc. In small halls, baby alarms etc. Easily worth 25/-.
Our price whilst stocks last. Carr. 45/-
Packing, etc. 7/6.

100 RESISTORS 6/6
Excellent. Sizes 3-3 watt.

100 CONDENSERS 10/-
Miniature Ceramic and Silver Mica Condensers, 3 pF to 5,000 pF. LIST VALUE OVER 25/-

12 POTS. Popular values. 5K to 2 Meg. Unused, milked, pre-set, long sp., switched, etc. 4/6
CONDENSERS. 25 mixed. Electrolytic. Many popular sizes. List Value 25/- Our Price 10/-

SILICON RECTS.
25v 500mA standard TV replacement. Top quality 8/6 (3 for 24/-).

3 VALVE AMPLIFIERS
Kit of new parts, consisting chassis, mains and output transformers, valves (P61, 6G66, 6X50) and all components. With full instructions for making high gain amplifier with separate base and treble controls, negative feedback. 29/-
back, etc. Truly unusual value at

CO-AX, low loss, 6d. 7d., 25 yds., 11/6, 60 yds., 22/-, 100 yds., 42/6. Co-ax Plugs, 1/8. Wall outlet boxes 3/6.

NEW SHOP BRIGHTON

OPENED IN LARGE PREMISES

11-12 North Rd., BRIGHTON

With Widest Stocks, Keenest Prices: TV's, Radios, Valves, Transmitters, Hi-Fi Equipment, Loudspeakers, Autochangers, Cables, Components, etc.

AM/FM RADIOS

Fantastic offer. 7 valves plus 2 diodes. Contemporary Cabinet. Top quality and finish. A.F.C. P.V.C. Absolutely complete. Fully Guaranteed 3 months **£11**

TRANSISTORS

Guaranteed Top Quality
Huge reductions. Red Spot standard L.F. type now only 1/6; Watts Spot R.F. type 2/6. Mullard Matched Output Kits (OC81D and 2-OC31A), 12/6. Receiver Kits (OC44, OC45(2), OC51D, OC81(2)), six transistors. **24/-**

PORTABLE RECORD PLAYERS.

Take all sizes Records, all speeds, amplifier, auto-changer, Garrard new "Slimline" Gram. In two-tone Case. **13 gns.**
All absolutely new.

PORTABLE DIAGRAMS.

As above with 5 valve superhet radio. Med. and Long wave. Fantastic value. 17 gns.

100's
TYPES
NOT
LISTED
3 A. 2
ENQS.

TELEPHONE C.O.D. ORDERS
DISPATCHED THE SAME DAY.

ENQUIRIES WELCOMED
Quantity Prices or Quotas for items
not listed, particularly rare value.

Post: 2 lbs. 2/-, 4 lbs. 2/6, 7 lbs. 3/6, 15 lbs. 4/-, etc. (C.O.D. 2/- extra). ALL ITEMS LESS 5% AND POST FREE IN DOZENS.

TECHNICAL TRADING CO.

RETAIL SHOP
350-352 FRATTON ROAD, PORTSMOUTH.
RETAIL SHOP AND MAIL ORDER
11-12 NORTH ROAD, BRIGHTON. Tel. 67999.

We can supply from stock most of the components and items specified on circuits published in this and other magazines and radio books. Let us quote for your circuit, first grade components at realistic prices.



ALL PREVIOUSLY ADVERTISED ITEMS IN STOCK

Latest illustrated catalogue contains full details of Complete Range of Components and Equipment for the Home Constructor. 2/- post free.

DEAC RECHARGEABLE BATTERIES

- (a) 18 volt 100mA/H 4 x lin. diameter. Brand new sleeved, 30/-.
 - (b) As above but 150mA/H, 35/-.
 - (c) 3.9 volt 450mA/H, 12/6.
- All types easily split into any multiple of 1.2 volt. Brand new.



MULTI-METERS


Multi-range test meters featuring easy to read scales and provided with full operating instructions, lead and batteries. Suitable for amateurs, designers, repair shops, all domestic uses. Full details and specification in our catalogue.

★ PT34	1 Kohm/volt	£2 5 0
★ M1	2 " "	£2 9 6
★ THL33	2 " " (illus.)	£3 15 0
★ EPI0K	10 " "	£4 9 6
★ ITI-2	20 " "	£5 5 0
★ TPSS	20 " "	£5 19 6
★ EP30K	30 " "	£6 19 6
★ 500	30 " "	£8 19 6
★ EP50K	50 " "	£9 19 6

SUBSTITUTION BOXES

- Capacitor Box. Provides 9 standard values from 0.001 to 0.22 mfd at 600 volt working, 29/6.
 - Resistor Box. Provides 24 standard values at 1 watt. 15 ohms to 10 meg., 37/6.
- Each box fully calibrated with insulated leads. Invaluable for service and design.

NOMBREX TEST EQUIPMENT



All transistor portable units supplied with full instructions.

LEAFLETS ON REQUEST

- ★ 150 Kc/s to 350 Mc/s generator. RF, Mod., AF. 8 ranges. Leads, batt., instructions. £7.18.6, P.P. 2/6.
- ★ Resistance/Capacitance Bridge. 1 pF to 100mF and 1ohm to 100meg. leakage, PF Tests, with batt. and Instructions. £7.2.3. P.P. 2/6.
- ★ Power Supply. Gives any voltage 1 to 15 D.C. up to 0.1 amp. From Mains. £5.17.6. P.P. 2/6.
- ★ Audio Generator, 10 c/s to 100,000 c/s. Sine and square wave. With batt. and Instructions. £15.2.3. P.P. 2/6.

TO BUILD YOURSELF

- Mini Ranger Personal Radio, 49/6, P.P. 1/6
 - Ranger-3, Personal Radio, 49/6, P.P. 1/6
 - Sinclair Slimline, Personal Radio, 49/6, P.P. 1/6
 - Quintet M/LW-5 79/6, P.P. 2/6
 - PW-6 Superhet £7 19 6
 - PW Celeste £9 19 6
 - PW Spinette £10 19 6
- Leaflets and details on request.

TEST LEAD KIT supplied in Pocket Pouch. Contains probes, leads, clips, etc. 8/6. P.P. 9d.

100 Kc/s QUARTZ CRYSTALS

- 2 Pin: Octal or 3 Pin.....15/- ea.
 - 500 Kc/s 2 Pin.....15/-
 - 455 Kc/s (AR8B).....12/6
 - 5000 Kc/s 2 Pin.....10/-
 - 10 Mc/s 2 Pin.....15/-
 - 27 Mc/s Radio Control.....15/-
- (Over 600 Frequencies in Stock for all purposes).

MAINS AND BATTERY RECORD AND TAPE DECKS

- ★ BSR UA1 4-speed £5 19 6
 - ★ Garrard Autostim £6 10 0
 - ★ Unpluggable Head Version ... £7 10 0
 - ★ SRP10 4-speed £5 7 6
 - ★ Garrard AT6 with Stereo Cartridge £10 19 6
 - ★ Collaro, 2-track Deck Studio £10 10 0
 - ★ 4-track Deck..... £13 19 6
- P. & P. 5/- any type above.
- ★ 9 volt Star, 45 r.p.m. 39/6
 - ★ 45 or 33 r.p.m. Star, 9V..... 92/6
 - ★ 45 r.p.m. Garrard, 6V..... 35/-
 - ★ 4-speed B.S.R., 9V..... 5 gns.
 - ★ Garrard 9V. 2-speed, 2-track Tape Deck..... £12 15 0
- P. & P. 3/6 any of above.

STEREO AMPLIFIERS



Complete with full function pre-amplifiers and controls.

- ★ SA80 4 x 4 watts £9 10 0
- ★ SA150 7 x 7 watts..... £16 10 0
- ★ SA300 15 x 15 watts..... £32 10 0

Each amplifier completely self contained and designed for Mono and Stereo output. Supplied complete with full manual. Leaflets on any type on request. (Full range of Speakers, Tweeters and Decks in stock, see catalogue).

CRYSTAL MICROPHONES

- P. & P. 1/6. Any type.
- Acos 39-1 Stick Microphone..... 32/6
 - Acos 40 Desk Microphone 15/-
 - Acos 45 Hand Microphone 25/-
 - Lapel/Hand Microphone 12/6
 - MC24 Stick Microphone 25/-
 - 100C Stick with Stand 39/6
 - BM3 Stick with Stand 52/6
 - Lapel/Hand Magnetic 12/6

LIGHTWEIGHT HEADPHONES



- 2,000 OHMS 12/6, P.P. 1/-.
- 4,000 OHMS 14/6, P.P. 1/-.

HIGH EFFICIENCY

MINIATURE PANEL METERS

- *0.50uA (D.C.) 39/6 *0.5mA (D.C.) 27/6
 - *0.500uA (D.C.) 32/6 *0.300V (D.C.) 27/6
 - *0.1mA (D.C.) 27/6 "S" Meter 39/6
- All Brand New Boxed. * Available Clear Plastic Front or Black Moulded.
- 200uA D.C. Edge meter 69/6
 - 1mA D.C. Edge meter 59/6
- 3 1/2 x 1 inch Front Panel.

POCKET SOLDERING IRON. 30 watts. 220/250 volts A.C. Complete with pointed bit, mains plug, carry pouch. 14/6, P.P. 1/6.

- Crystal Contact Microphone 12/6, P.P. 9d.
- 2K, 4-track Tape Head.....15/-, P.P. 9d.
- Telephone Recording Attachment 12/6, P.P. 9d.
- 4-channel Transistor Mixer Unit 59/6
- Tape Jack Radio Tuner.....29/-, P.P. 1/-

SCOOP! BOAC VHF POCKET RECEIVERS



- Complete Unit with Full Circuit OR DEAC BATTERY 12/6, P.P. 1/6. Unit less DEAC & HEADSET 12/6, P.P. 1/6.

FIELD STRENGTH METER

Five channels cover 1 Mc/s to 200 Mc/s. Fitted 200 microamp meter for CW or R.F. Indication and Earphone for A.F. monitoring. Designed for checking all types of transmitters. Size 4 x 2 1/2 x 2 1/2 in. Complete. Ready to Use, with instructions and telescopic aerial, 69/6. Post Free.

3 WATT 4 TRANSISTOR AMPLIFIER



- Improved Version. 1 1/2 watt peak output. ± 3dB 70 c/s to 12 Kc/s. Output to 3 ohm speaker 9 volt operated. Details on request.

Built and Tested 59/6 OR Kit of Parts 52/6 P.P. 1/6 P.P. 1/6

RUN YOUR RADIO OR AMPLIFIER FROM MAINS BATTERY ELIMINATORS AND CHARGERS

1. For PP3 or equivalent 9 volt Pocket Radio Battery, 18/6, P.P. 1/-.
2. For PP4, PP7, PP9, 9 volt Portable Radio and Equipment. Supplies up to 300mA, 49/6, P.P. 2/-.
3. De Luxe version of No. 1 also charges PP3 type batteries. 24/-, P.P. 1/-.

TYPE 38, TRANSMITTER RECEIVER

Complete with 5 valves. In new condition. These sets are sold without guarantee but are serviceable. 22/6 P.P. 7.4 to 9 Mc/s. Headphones 7/6 pair. Junction Box 2/6 Throat Mike 4/6. Aerial Rod 2/6.

Henry's Radio Ltd

PADDINGTON 1008/9
303 EDGWARE RD., LONDON W.2
Open Monday to Sat. 9-6. Thurs. 1 o'clock.

PLEASE TURN TO BACK PAGE

Practical Wireless

BLUEPRINT SERVICE

ALL of these blueprints are drawn full-size and although the issues containing descriptions of these sets are now out of print, constructional details are available free with each blueprint except for those marked thus (*).

Send (preferably) a postal order to cover the cost of the Blueprint (stamps over 6d. unacceptable) to PRACTICAL WIRELESS, Blueprint Dept., George Newnes, Ltd., Tower House, Southampton Street, London W.C.2.

DOUBLE-SIDED BLUEPRINTS

Each blueprint in this series contains details of two separate instruments or items of equipment.

The Strand Amplifier } *	5/.
The PW Signal Generator } *	
The Savoy VHF Tuner } *	5/.
The Mayfair Pre-amplifier } *	
The Berkeley Loudspeaker Enclosure } *	5/.
The Luxembourg Tuner } *	
The PW Troubadour } *	7/6
The PW Everest Tuner } *	
The PW Britannic Two } *	6/.
The PW Mercury Six } *	
The PW Regency } *	5/.
The PW International Short Wave Two } *	

RECEIVERS

The Tutor *	3/.
The Citizen *	5/.
Junior Crystal Set PW94	2/.
Dual-wave Crystal Diode PW95	2/6
Modern One-valver PW96	2/6
All-dry Three PW97	3/6
Modern Two-valver PW98	3/6
A.C. Band-pass Three PW99	4/.
A.C. Coronet-4 PW100	4/.
A.C./D.C. Coronet PW101	4/.
The PW Pocket Superhet	5/.

MISCELLANEOUS

The PW 3-speed Autogram	8/.
The PW Monophonic Electric Organ	8/.
The PW Roadfarer *	5/.
The PT Band III TV converter	1/6
The Mini-amp *	5/.
The PT Olympic *	7/6
The PT Multimeter *	5/.

SOME EARLIER DESIGNS

THE following blueprints include some pre-war designs and are kept in circulation for those constructors who wish to make use of old components which they may have in their spares box. The majority of the components for these receivers are no longer stocked by retailers.

Experimenter's Short Wave PW30a	2/6
Midget Short Wave Two PW38a	2/6
Simple S.W. One-valver PW88	2/6
Pyramid One-valver PW93	2/6
BBC Special One-valver AW387	2/6
A One-valver for America AW429	2/6
Short-Wave World Beater AW436	3/6
Standard Four Valve S.W. WM383	3/6
Enthusiast's Power Amplifier WM387	3/6
Standard Four Valve WM391	3/6
Listener's 5-Watt Amplifier WM392	3/6

QUERY COUPON

This coupon is available until 6th December, 1963, and must accompany all queries in accordance with the notice on our "Letters to the Editor" page.

PRACTICAL WIRELESS, DECEMBER, 1963.



"THE CONTESSA"

★ COMBINED PORTABLE AND CAR RADIO ★

AMAZING SENSITIVITY AND SELECTIVITY ON MEDIUM AND LONG WAVEBANDS

★ The easiest Superhet Radio to build on the market. Features clearly-marked printed circuit and packaged components with full illustrated building instructions. Full tuning of medium and long wave bands with unbeatable sensitivity and selectivity. Excellent tone and volume with over 600mW push-pull output.

★ Clearly marked horizontal station dial with slow motion tuning. Two colour Blue or Beige cabinets with Gold handles, grilles and fittings. Size $10\frac{1}{2} \times 7\frac{1}{2} \times 3\frac{1}{2}$ in., includes car aerial sockets, recording sockets.

★ 6 Mullard Transistors and 2 Diodes Guaranteed the Best Obtainable.

UNBEATABLE FOR QUALITY AND VALUE

TOTAL COST OF ALL PARTS

£9.19.6 P.P. 3/6

Fully Detailed and Illustrated Leaflet on request.

All parts sold separately.

Attractive Appearance—Reliable Design—Quality Performance

SCOOP! MINIGRAM TRANSISTOR PORTABLE RECORD PLAYER



● Made by well known British manufacturer. Features ready built 4-transistor printed circuit 1 watt amplifier, elliptical speaker and volume control. Low current star, constant speed 45 r.p.m. turntable with crystal pick-up. Strong moulded two colour cabinet with handle. Plays anywhere on long life 9 volt battery. Requires less than half an hour work to connect up using ready built units and easy instructions.

TOTAL 79/6 P.P. COST (BATTERY 3/9 EXTRA)

★ TURNTABLE WITH PICKUP. 39/6 P.P. 2/6

★ TWO TONE CASE WITH HANDLE. 5/- P.P. 1/-

● EXCELLENT QUALITY AND VALUE ●

ALL UNITS SOLD SEPARATELY

★ READY BUILT AMPLIFIER WITH SPEAKER AND VOLUME CONTROL 35/- P.P. 2/-

10 WATT TRANSISTOR HI-FI AMPLIFIER

Ideal for all Mono and Stereo Hi-Fi systems
Call for demonstration—any time.

- 40 C/S TO 20 KC/S ± 1 dB
- LESS THAN 0.3% TOTAL DISTORTION
- 100mV INPUT FOR 10 WATTS OUTPUT

● 6-Transistor and Diode built on to $4 \times 2\frac{1}{2}$ in. printed circuit. Latest high gain high stability design. No bulky transformers. Total average current 300mA on 24 volts. Can be used with batteries or our optional mains unit. Supplied complete with circuits and details. Ideal for portable or domestic Hi-Fi system. Loudhailers, modulators, cine equipment etc. Any voltage from $4\frac{1}{2}$ to 24 volts can be used.

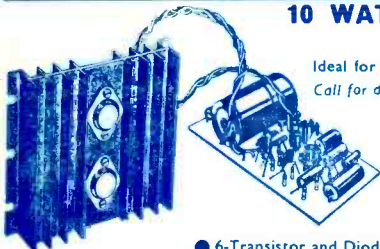
COMPLETE BOOKLET FREE ON REQUEST. PERFORMANCE EQUIVALENT TO VALVE AMPLIFIERS OF FOUR TIMES THE PRICE AND MANY TIMES THE SIZE

FULL FUNCTION HI-FI TRANSISTOR PREAMPLIFIER



- 6 position input selector—Treble—Volume—Bass—Filter controls.
 - 9 to 40 volts mains or battery. Without change in performance.
 - + 12 db boost at 50 c/s and 12 kc/s. — 15 db cut at 50 c/s and 12 kc/s.
- A new two-transistor printed circuit preamplifier designed for use with the 10 watt transistor Hi-Fi amplifier or any valve or transistor amplifier. Built and ready to use. Panel size $9 \times 2\frac{1}{2}$ inches. 1.5mV sensitivity.

Complete with circuit **£5.10.0** P.P. 2/-
or kit 99/6 P.P. 2/-




Built ready to use

£5.19.6 P.P. 2/-

OR KIT

£5.15.6 P.P. 2/-
(Mains Unit 69/6 P.P. 2/6)

7-TRANSISTOR RECORD/PLAYER/RADIOGRAM AMPLIFIER



Built and Ready to Use

£5.19.6

P.P. 2/-
(Complete with full descriptive Booklet)

Call for demonstration.

- 4 watt peak output.
- Full Treble and Bass boost and cut.
- 40 c/s to 20 kc/s ± 3 dB
- Inputs for Pick-ups, Radio Tuners, Microphones, mixers, etc.
- TWO VERSIONS AVAILABLE
12/18 volt for 15 ohm speakers (mains unit 80/- extra).
9/12 volt for 3 ohm speakers (mains unit 49/6 extra).
- Size only $6 \times 2\frac{1}{2} \times 2$ in.
- Ideal for mains or battery, portable or domestic record player, grams, etc.
- Booklet Free on Request ●

"CAPRI" POCKET RADIO 6-TRANSISTOR SUPERHET



Size only $4\frac{1}{2} \times 2\frac{1}{2} \times 1\frac{1}{2}$ in
REALLY POCKET SIZE!

The most compact 6-transistor and diode radio with speaker available to the home constructor. Features the latest in miniature components and circuitry. Supplied with Mullard transistors and two-tone moulded cabinets in red-white or blue-white with gold fittings. All components are supplied in packets and clearly identified. A printed circuit is used with fully illustrated building instructions. Push-pull output coupled with a sensitive and selective circuit make the "CAPRI" hard to beat. Fitted Earphone/Record Socket. Full tuning on medium waves with long wave Light. All parts sold separately.

TOTAL COST OF ALL PARTS **79/6** P.P. 2/-
(Battery 2/6 extra. Earphone 6/6 extra.)
Illustrated leaflet on request.

4-WAVEBAND COMMUNICATIONS RECEIVER.
● 550 kc/s to 30 Mc/s.—BFO—AVC—Noise Limiter—Bandspread—"S" Meter—Telescopic Aerial. Full World Wide Coverage.
PRICE £24.15.0. P.P. 10/-. With Full Instructions. BRAND NEW IN CARTONS. Detailed Leaflet on request.

TRANSISTOR TAPE RECORDER

The best obtainable

WELL KNOWN "MINY" TWO TRACK RECORDER. Features 4-Transistor push-pull amplifier, 2 motors, single switch operation, pause, speed, wind/rewind, record/playback. Can be used horizontally vertically, carried or table top. Take it anywhere.
Reduced from 12 gns. NOW **£7.15.0 P. & P. 3/6.** Fully guaranteed—complete with microphone, tape, batteries and fully detailed booklet.

Henry's Radio Ltd.

303 EDGWARE ROAD, LONDON, W.2

PADdington 1008/9

Open Monday to Sat. 9-6. Thurs. 1 o'clock.

COMPONENTS EQUIPMENT HI-FI

SEE OUR LATEST $10 \times 7\frac{1}{2}$ in. FULLY DETAILED AND ILLUSTRATED CATALOGUE, TRANSISTORS, COMPONENTS, VALVES, CRYSTALS AND HI-FI EQUIPMENT. (NOW INCLUDES 8 PAGE SUPPLEMENT)

2/-

POST FREE