

APRIL
1963

Practical 2/- WIRELESS

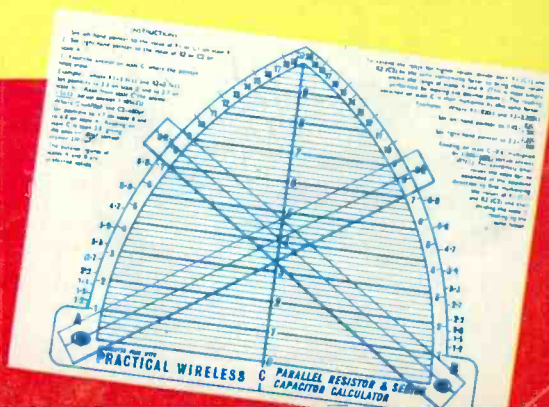


DIGITAL REGISTER
for Geiger-Counter

FREE inside!

**RESISTOR
AND CAPACITOR
CALCULATOR**

AND COLOUR CODE GUIDE





**SOLDERING
INSTRUMENTS
AND
EQUIPMENT**

**DESIGNED FOR
THE AMATEUR'S
RADIO STATION**

ILLUSTRATED

List No. 70. $\frac{1}{8}$ " BIT
IN
PROTECTIVE
SHIELD
List No. 68



APPLY DIRECT
FOR
CATALOGUE
TO

Sales and
Service Dept.

**ADCOLA
PRODUCTS
LTD**

**ADCOLA HOUSE
GAUDEN ROAD,**

LONDON, S.W.4

Telephones
MACaulay 4272 & 3101

Telegrams
SOLJOINT LONDON SW4

**UNUSUAL
SINGLE SPEAKER
SYSTEM**

**A
CONCRETE
COLUMN**



An inexpensive column speaker constructed from a concrete pipe and fitted with a good 5in. or 10in. unit has attracted much interest and admiration because of its clean open sound.

Complete kits of wooden fixtures are available including absorbent wadding and diffusing cone.

Price **£3.15.0** for 8" model. Recommended 8" unit—Super 8/RS/DD **£6.14.2** including purchase tax.

Price **£4.18.0** for 10" model. Recommended 10" units—Super 10/RS/DD **£10.18.8**; Golden 10/RS/DD **£7.17.5**; 10" Bronze/FSB **£4.12.9**. Prices include purchase tax.

Suitable concrete pipes can be purchased from builders' merchants at about **12/6** and **17/6**.

Descriptive leaflet free on request from:



IDLE BRADFORD YORKSHIRE

Grams: Wharfedale Idle Bradford
Phone: Idle 1235/6

R.S.T. VALVE MAIL ORDER CO.

Tel: MITcham 6202
Open Daily to Callers

211a STREATHAM ROAD, MITCHAM, SURREY.

All Valves Brand New and Fully Guaranteed — Obsolete valves a speciality.
Quotations given on any type not listed. Send S.A.E.

Special 24 Hour Express Mail Order Service

AC2/PEN 17/6	ECC95 7/6	EY83 12/6	PCC84 8/-	TDD13C 17/6	UU9 7/6	6AK8 7/6	6P28 12/6	12S17 8/-
AC2/PEN 17/6	ECC98 12/6	EY86 7/-	PCC85 9/6	TH41 27/6	UYIN 12/6	6AL5 4/-	6Q7 9/6	12SK7 6/-
DD 21/-	ECC91 3/4	EY91 3/-	PCC88 12/6	TY86F 12/6	UY21 15/6	6AM5 5/-	6Q7G 8/6	12SL7 8/-
AC/TP 29/-	ECC80 7/6	EZ35 6/-	PCC89 8/6	UY41 7/6	UY41 7/6	6AM6 4/-	6Q7GT 8/6	12SN7 10/-
AC/VPI-5-7 15/-	ECH3 2/6	EZ43 7/-	PCF80 9/-	U10 9/-	UY85 6/6	6A05 6/6	6SA7 7/6	12SQ7 16/6
AZ1 15/-	ECH21 2/1-	EZ81 7/-	PCF82 7/-	U12 9/-	VM54B 12/6	6A08 9/6	6SC7 8/6	14H7 10/-
AZ31 9/6	ECH42 9/6	EZ90 5/-	PCF84 12/6	U14 9/-	VP4 15/-	6AT6 6/-	6SF5 10/-	14R7 10/-
B35 9/-	ECH31 7/6	E114B 2/1-	PCF86 12/6	U22 8/-	VP4A 15/-	6AU6 9/-	6SG7 7/6	14S7 16/-
CIC 10/-	ECH83 8/6	FC2 15/-	PCL82 9/-	U24 21/-	VP4B 15/-	6B8G 3/-	6SH7 6/-	19AQ5 8/-
CBL31 20/-	ECL80 7/6	FC2A 17/6	PCL83 10/-	U25 11/-	VR105 30 7/-	6BA6 6/-	6SJ7 6/6	19B6G 15/-
CCH35 20/-	ECL81 10/-	FC4 15/-	PCL84 7/-	U26 10/-	VR150 30 7/-	6BE6 6/-	6SK7 5/6	20D1 10/-
CL33 12/6	ECL92 9/6	FC13 15/-	PCL35 9/6	U31 9/-	W61 11/-	6BG6G 15/-	6SL7GT 6/-	20D2 21/-
CY1 15/-	ECL83 10/6	FC10C 17/6	PCL86 12/6	U35 17/6	W76 5/-	6BH6 8/-	6SN7GT 5/6	20F2 17/6
CY31 10/-	ECL86 9/6	FW4 500 9/6	PEN4A 17/6	U37 17/6	W77 4/-	6B16 6/-	6SQ7 8/6	20L1 22/6
D77 4/-	EF6 21/-	FW4 300 9/6	PEN4D 24/-	U43 8/6	W81 6/-	6BQ7A 12/6	6U4GT 10/-	20P1 15/-
DAC32 9/6	EF9 21/-	GZ30 10/6	PEN4V4 17/6	U47 11/-	W81M 6/-	6BR7 10/6	6U5G 7/6	20P3 24/-
DAF91 5/6	EF22 14/-	GZ32 10/6	PEN36C 20/-	U50 7/-	X41 15/-	6BS7 12/6	6V6G 4/6	20P4 20/-
DAF95 7/6	EF36 4/-	GZ33 19/3	PEN45 10/-	U52 4/-	X61M 10/-	6BV6 8/-	6V6GT 8/-	20P5 20/-
DDCC90 12/6	EF37 8/-	GZ34 13/6	PEN45DD 25/-	U76 7/6	X65 12/6	6BWW 5/6	6X4 4/6	25A6 8/-
DF33 9/6	EF37A 8/-	GZ37 19/3	PEN46 25/-	U78 4/6	X76 12/6	6C4 3/6	6X5G 6/-	25L6 8/-
DF91 4/-	EF39 4/-	HABC801 9/6	PEN46DD 5/-	U145 10/6	X76M 12/6	6CSGT 8/-	6X5GT 8/6	25Y5 8/-
DF92 7/6	EF40 15/-	HL41 8/-	PEN43DD 20/-	U191 13/6	X78 26/-	6C6 6/6	630L2 10/6	25Y5G 8/-
DF96 7/6	EF41 8/-	HL41DD 8/6	PENDD 4020 20/-	U251 15/-	X79 40/9	6C9 12/6	7B5 12/6	25Z4 7/6
DF97 11/8	EF42 10/6	HL192 8/6	PL33 15/-	U281 15/-	X81 10/-	6CD6G 27/6	7B6 10/-	25Z5 8/-
DH63 6/-	EF50A 3/6	HL133DD 9/6	PL36 12/6	U282 19/6	Y61 10/-	6CH6 10/-	7B7 8/6	25Z6 8/6
DH77 7/6	EF50E 3/-	HN309 26/6	PL38 21/-	U301 17/6	Y63 10/-	6D2 4/-	7C5 8/-	25Z9 19/6
DK32 11/-	EF80 5/-	IW4 350 10/-	PL81 9/-	U329 15/-	Z63 7/6	6D6 5/6	7C6 8/6	30C1 9/-
DK91 6/-	EF85 5/-	IW4 500 10/-	PL82 8/-	U339 13/6	Z66 10/-	6E5 10/-	7D5 15/-	30C15 12/6
DK92 7/6	EF86 9/-	IW4 500 10/-	PL83 7/6	U403 10/-	Z77 4/-	6F1 10/6	7D6 15/-	30F5 10/-
DK96 7/6	EF89 9/-	KT33C 8/-	PL84 8/-	U404 10/-	Z152 5/-	6F6 6/6	7D8 15/-	30FL1 10/6
DL33 8/6	EF91 4/-	KT36 17/6	PL85 7/6	U801 19/6	OZ4 5/-	6F12 4/-	7H7 6/-	30L1 8/6
DL35 10/-	EF92 4/-	KT55 17/6	PL87 8/-	UABC80 7/-	IA7 11/-	6F13 10/-	7H7 10/-	30L15 11/-
DL91 8/6	EF95 5/-	KT61 9/6	PL88 8/-	UAF42 8/6	IC5 10/-	6F14 10/-	7F7 10/-	30P4 18/-
DL92 6/-	EF98 10/-	KT66 15/-	PL89 8/-	UB41 7/6	ID5 8/6	6F15 12/6	7Y4 6/6	30P12 10/-
DL93 7/6	EF183 10/6	KT76 10/6	PL80 8/-	UBC41 8/6	ID6 10/-	6F19 12/6	8D3 4/-	30P16 9/-
DL94 7/6	EF184 10/6	KT81 15/-	PL81 8/-	UBC81 10/-	IH5 9/6	6F23 10/6	9BWW 12/6	30P19 17/6
DL96 7/6	EK32 8/6	KTW61 8/-	PL82 8/-	UBF80 8/-	IL4 5/-	6F25 16/6	10C1 12/6	30PL1 11/6
EAS0 2/-	EL2 25/-	L63 5/-	PL83 7/6	UBF89 7/6	ILN5 4/6	6F26 13/6	10C2 17/6	30PL13 11/6
EABC80 5/-	EL3 21/6	LN152 8/-	PL84 8/-	UBL21 20/-	IN5 9/6	6F33 5/6	10F1 10/-	30PL14 16/6
EAC91 4/-	EL6 21/-	LN309 11/6	PL85 8/-	UCB84 11/6	IR5 6/-	6H6 2/-	10F3 12/6	35A5 15/-
EAF42 9/6	EL32 4/6	LZ319 12/6	PL86 8/-	UCF80 12/6	IS4 8/6	6I5 5/6	10F9 12/6	35L6GT 8/6
EB34 2/6	EL33 10/-	MKT4 17/6	PL87 8/-	UCH20 20/-	IT4 4/-	6I5GT 4/6	10LD11 15/-	35V4 7/6
EB41 5/-	EL34 14/-	MS4B 17/6	PL88 8/-	UCH42 8/6	IU5 5/9	6I7 7/6	10P13 15/-	35Z3 15/-
EB91 4/-	EL35 10/-	MVS/PEN 17/6	PL89 8/-	UCH81 8/-	2P 24/9	6I7G 5/-	11D5 23/6	35Z5 8/6
EBC3 21/-	EL37 17/6	MVS/PENB 17/6	PL90 10/-	UCL82 9/6	3A4 5/-	6I7GT 7/6	12A6 6/6	40SUA 15/-
EBC33 4/6	EL38 17/6	MX40 15/-	PL91 10/-	UCL83 13/6	3A5 10/6	6K7 7/6	12AH8 9/6	41STH 21/-
EBC41 8/6	EL41 9/6	MU14 9/-	PL92 10/-	UF41 7/6	3Q4 9/-	6K7G 2/-	12AT6 7/6	42 12/6
EBC31 10/-	EL42 9/6	MX40 15/-	PL93 15/-	UF42 7/6	3Q5 9/-	6K7GT 7/6	12AT7 5/6	50C5 10/-
EBF80 8/-	EL81 12/6	N18 8/-	Q595 10 10/-	UF83 7/6	354 6/-	6K8 9/6	12AU6 17/6	50CD6G 30/-
EBF83 8/-	EL84 6/9	N37 14/-	QS150/15 10/-	UF85 7/6	3V4 7/6	6K8G 5/-	12AU7 5/-	50L6 8/6
EBF89 8/-	EL85 10/-	N78 22/6	R2 10/-	UF86 12/6	5U4 4/-	6K8GT 9/6	12AX7 5/-	53KU 12/6
EBL1 21/-	EL90 8/6	N108 15/-	R3 10/-	UF89 6/6	5V4G 7/9	6K25 17/6	12BA6 7/6	75 8/-
EBL21 21/-	EL91 4/-	N303 16/-	R16 17/6	UL41 8/-	5Y3G 5/6	6L1 10/-	12BEH 7/6	78 7/6
EBL31 20/-	EL95 10/6	N339 30/-	R19 16/-	UL44 20/-	5Y3GT 6/6	6L6 7/6	12B7 10/-	80 9/-
ECC35 8/-	EM80 8/6	N369 10/6	R20 16/-	UL46 14/6	5Z4G 9/6	6L7 10/-	12C8 8/6	85 17/6
ECC40 15/-	EM81 8/6	OD3 5/-	SP41 3/6	UL34 6/6	5Z4GT 12/6	6L8 10/-	12J5GT 4/-	85A2 12/6
ECC81 5/-	EM84 5/6	OZ4 5/6	SP61 3/6	UL85 7/6	6A7 9/-	6L9 15/-	12J7GT 8/6	185BT 30/-
ECC82 5/-	EM85 10/6	P2 10/-	T41 15/-	UL86 10/6	6ABG 8/6	6L34 9/6	12K8GT 10/-	305 13/-
ECC83 7/-	EY51 7/6	PABC80 13/-	TDD4 12/6	UL87 17/6	6AC7 6/6	6N7GT 9/6	12Q7GT 6/6	80B7 5/-
ECC84 8/6	EY81 8/6			UUB 15/-	6AK5 5/-	6P25 10/6	12SA7 8/6	807A 6/-

* METAL RECTIFIERS

RM1 7/6	14A86 23/-	16RD-2-2-8-1 12/- (FC142)
RM2 8/-	14A97 26/-	16RE 2-1-8-1 10/-
RM3 10/-	14A103 28/-	18RA 1-1-8-1 5/-
RM4 17/6	14RA 1-2-8-2 21/- (FC301)	18RA 1-1-16-1 7/- (FC116)
RM5 19/6	14RA 1-2-8-3 25/- (FC31)	18RA 2N-1-8-1 12/- (FC124)
	16RC 1-1-16-1 10/-	18RD 2-2-8-1 16/- (FC124)

BRAND NEW TRANSISTORS

OC44 7/6	OC74 6/-	OC81D 6/-
OC45 7/6	OC75 6/-	OC82 8/-
OC71 5/6	OC77 6/-	OC82D 6/-
OC72 8/6	OC81 6/-	

SILICON RECTIFIERS

400 volts 350 mA 8/- each

TERMS OF BUSINESS C.W.O. or C.O.D.
3/2 PACKING CHARGE ON ALL C.O.D.
ORDERS. POSTAGE 6d. per VALVE

SETS OF VALVES

1R5, 1S5, 1T4, 354, 3V4 Set of 4, 19/-
DAF91, DF91, DK91, DL92, DL94 Set of 4, 19/-
DAF96, DF96, DK96, DL96 Set of 4, 26/6

TECHNICAL TRAINING in radio television and electronics

Whether you plan to have your own business, to become an electronics engineer, to take up a career in industry, or to brush-up your knowledge and study new developments, transistors, etc., an I.C.S. Course will help you to success. You learn at home in your own time, under expert tuition. Moderate fees include all books.

EXAMINATION COURSES FOR:—

C. & G. Radio and TV Servicing Certificate
(R.T.E.B.)


C. & G. Radio Amateurs' Exam.
(Amateurs' Transmitting Licence)
P.M.G. Certificates in Radiotelegraphy

British Institution of Radio Engineers,
C. & G. Telecom. Technician's Cert.
Gen. Cert. of Education etc.

LEARN AS YOU BUILD

Practical Radio Servicing Course

A basic course in radio electronic and electrical theory backed by thorough practical training. You build radio receivers, signal generator and multimeter.




Post this Coupon TODAY! for FREE book on careers in Radio, and full details of other I.C.S. Courses

INTERNATIONAL CORRESPONDENCE SCHOOLS
(Dept. 171), Intertext House, Parkgate Road, London, S.W.11.

Please send book on.....
Name..... Age.....
(Block Letters Please)
Address.....
Occupation..... 4.63

INTERNATIONAL CORRESPONDENCE SCHOOLS

MICRO-AMPLIFIER



ACTUAL SIZE

SMALLEST OF ITS TYPE IN THE WORLD

★
Out-performs amplifiers 20 times as large.

★
Overall size:
 $\frac{3}{8}'' \times \frac{3}{8}'' \times \frac{1}{2}''$
28/6 plus 1/6 P. & P.

- 1) Power gain—60dB (1,000,000 times).
- 2) Frequency response 30 c/s to 50 kc/s \pm 1 dB.
- 3) Works on any voltage from 1.3 to 9 V.
- 4) Drives any earpiece or small loudspeaker.
- 5) Simple to build with ordinary tools.
- 6) Uses **Micro-Alloy** transistors throughout.
- 7) Free applications data gives circuits for using micro-amp. in **micro-radios, transmitters, etc.**

MICRO-ALLOY TRANSISTORS

MAT100	7/9	MAT101	8/6
MAT120	7/9	MAT121	8/6

- ★ Easily the best for all **A.F., R.F.** and **V.H.F.** applications.
- ★ Extremely high gains, typical **betas of 150.**
- ★ Cut-off frequencies of **120 Mc/s.**
- ★ Gold plated for protection and soldering.

SEND FOR COMPLETE BOOK ON MATS

"22 TESTED CIRCUITS USING MICRO-ALLOY TRANSISTORS"

ONLY **5/9** including postage.

This book includes new circuits for amplifiers, transmitters, micro-radios, F.M. tuners, etc.

All mail orders and callers to:—

SINCLAIR RADIONICS

TRADE ENQUIRIES INVITED

BREAKTHROUGH

- ★ IN SIZE
- ★ DESIGN
- ★ PERFORMANCE
- ★ QUALITY
- ★ VALUE

THE

**SINCLAIR
SLIMLINE**



The **Sinclair Slimline** is the smallest receiver of them all, only $2\frac{3}{4} \times 1\frac{5}{8} \times \frac{5}{8}$ in. Yet it far surpasses in performance sets many times as large. Using only its internal ferrite rod aerial, it will receive all stations on the medium wave band including **Home, Light, Third, Luxembourg** and dozens of continental transmissions.

The case is in deep royal blue with gold lettering and the calibrated dial is in gold on white. Both were designed by a professional artist.

The earpiece provided gives superb reproduction free from noise or distortion and the volume is sufficient even for use in a car.

The receiver uses a completely new reflex circuit developed by engineers at Sinclair Radionics Ltd. All the components used are brand new and **MICRO-ALLOY TRANSISTORS** are employed throughout. The result is a radio with the sensitivity and selectivity of a good superhet but with no alignment problems.

The components are mounted on a printed circuit board, and clear, detailed instructions are provided. Assembly is perfectly straightforward and simple even for a beginner, yet the brilliant performance will more than satisfy the expert.

LIMITED

TEL. CAMBRIDGE 53965

**69, HISTON Rd.
CAMBRIDGE**

TOTAL COST

49/6 P.P. 1/6

← FROM

WEYRAD

6-TRANSISTOR 2-WAVE SUPERHET RECEIVER MODIFICATIONS NOW AVAILABLE FOR 500mW OUTPUT

ROD AERIAL—RA2W

6 in. long, $\frac{3}{8}$ in. diameter, connections to tags on Coils. For 208pF tuning capacity. Complete with Car Aerial Coil 12/6

OSCILLATOR COIL—P50/1AC

M.W. covered with 176pF tuning capacity, L.W. by extra padder 5/4

I.F. TRANSFORMERS


1st and 2nd Stage—P50/2CC 5/7
(2 required)

3rd Stage—P50/3CC 6/-

DRIVER TRANSFORMER—LFDT4 9/6

OUTPUT TRANSFORMER—OPT1 10/6

PRINTED CIRCUIT—PCA1 9/6



In response to many requests we have redesigned the output stages to give 500mW and to enable a standard 3 ohm Speaker to be used. Full details of the simple changes are given on a separate leaflet available on receipt of stamp.

CONSTRUCTORS BOOKLET WITH FULL DETAILS 2/-

TRANSISTOR A.F. AMPLIFIER TYPE A.F.1—LOW IMPEDANCE INPUT, 3-TRANSISTOR, 500mW OUTPUT, FULLY ASSEMBLED WITH VOLUME CONTROL 63/6

WEYMOUTH RADIO MANUFACTURING CO., LTD.
REGENT FACTORY, SCHOOL STREET,
WEYMOUTH, DORSET

Microwaves
Circuit Design

Motors and
Generators

Electrical
Engineering

Transformers and
Chokes

Valves and
Transistors

Sound
Reproduction

Cathode Ray
Oscillograph

Transmission and
Modulation

Electromedicine

Transmitters and
Aerials

Electronics in
Industry

Radio Receivers

Navigational
Equipment

Television

Interference and
Suppression

Radar

RADIO and ELECTRONICS

Edited by J. H. Reyner, B.Sc. D.I.C., M.I.E.E.

Student and specialist alike need a book which will give them the fundamental applications of radio and electronics in an easily digestible form, and this book has been produced with that need in mind. In these two well-illustrated volumes a team of electronics experts show you the theories and techniques, the methods and materials of this exacting science, from Acoustics to X-rays. You cannot hope to keep all of radio and electronics in your head, but you can keep *Radio and Electronics* on your bookshelf as a constant source of information and advice.

This most important book can be yours for a few small monthly payments under the New Era scheme. If you are interested in it, why not send us this application form? We shall then send you a brochure giving further details and explaining our free inspection offer, which lets you look through the book in your own time before you decide whether you want it. It's easy—and there's no obligation to buy.

APPLICATION FORM

To New Era Publishing Co. (Dept. N.4),
45 New Oxford Street, London, W.C.1.


Please send me further details of
'Radio and Electronics'

Name
(BLOCK LETTERS PLEASE)

Address

Date.....Age (if under 21).....

INTRODUCING THE R.S.C. BASS-MAJOR 30 WATT GUITAR AMPLIFIER



A MULTI-PURPOSE HIGH FIDELITY, HIGH OUTPUT UNIT
FOR VOCAL AND INSTRUMENTALIST GROUPS

Eminently suitable for bass guitar and all other musical instruments

- * Incorporating two 12in. heavy duty 25-watt high flux (17,000 lines) loudspeakers with 2in. diameter speech coils. Designed for efficiently handling full output of amplifier at frequencies down to 35 c.p.s.
- * Sensitive tweeter unit reproduces frequencies from 3,000 c.p.s. up to 17,000 c.p.s.
- * Heavily made cabinet of convenient size 24 x 21 x 14in. has an exceptionally attractive covering in two contrasting tones of Vynair.
- * For 200-250 v. to 50 c.p.s. A.C. mains operation.
- * Four jack socket inputs and two independent vol. controls for simultaneous connection of up to four instrument pick-ups or microphones.
- * Separate bass and treble controls providing more than adequate "Boost" or "Cut".
- * LEVEL frequency response throughout the audible range.
- * SUPERIOR TO UNITS AT TWICE THE COST.


39½ Gns.

Send S.A.E. for leaflet.
OR DEPOSIT of £4.3.0 and 12 monthly payments of £3.9.11. Carr. 17/6.

R.S.C. JUNIOR GUITAR AMPLIFIER
5-watt high quality output. Separate bass and treble "cut" and "boost" controls. Sensitivity 15 m.v. Two high impedance inputs. 10in. loudspeaker. Handsome, strongly made cabinet (size 14 x 14 x 7in. approx.) finished in attractive and durable polychrome. 200-250 A.C. mains operation.
£8.19.6 Or DEPOSIT £1 and 9 monthly payments of £1. Carr. 7/6.

LINEAR TREMOLO/PREAMP. UNIT
Designed for introducing the Tremolo effect to any amplifier which is fitted with a reserve power supply point for smoothed H.T. and 8.3 v. A.C. L.T. This applies to practically all amplifiers of our manufacture, and to those of several other manufacturers. The unit plugs into power supply point and any input socket of amplifier. Controls are Speed (frequency of interruptions). Depth (or heavy or light effect). Volume and Switch. Three sockets are for two inputs and Foot Switch.
4 Gns. ONLY

R.S.C. SENIOR Guitar Amplifier
10 watt high-fidelity push-pull output. Separate bass and treble "cut" and "boost" controls. Twin separately controlled inputs so that two instruments or "mike" and pick-up can be used at the same time. Two loudspeakers are incorporated, a 12in. high flux 14 watt bass unit, and a 6 x 4in. elliptical for treble. Cabinets well made and finished as Junior Model. Size approx. 18 x 18 x 8in.
Only 15 Gns Carr. 10/-
Send S.A.E. for leaflet.
Or DEPOSIT 34/9 and nine monthly payments of 34/9.



R.S.C. SUPER HI-FI 45-watt
An exceptionally efficient high fidelity Guitar Amplifier incorporating a heavy 20-watt speaker with excellent frequency response. Individual bass and treble controls give ample "boost" and "cut". Two high impedance jack socket inputs are separately controlled. It required one or two additional inputs can be provided at a cost of 7/6 per extra socket. Cabinet is of substantial construction and attractively finished in two tones of polychrome. Size approx. 20 x 8 x 10in. Operation from 200-250 v. 50 c.p.s. A.C. mains. Please do not compare this Unit with others of similar rating until you have heard the difference.
Send S.A.E. for leaflet.

22 Gns. Or Deposit 5/16 and nine monthly payments of 5/16. Carr. 12/6

LEICESTER

BRANCH NOW OPEN

TRANSISTOR SALE. Mullard OC71 3/9, OC45 4/11, OC41 4/11, OC72 4/9, OC81 4/11, OC171 8/9, Ediswan XA101 3/9, XB102 3/9, XA112 3/9, XB113 3/9, XB104 3/9, XC101A 3/9. Postage 6d. for up to 3 Transistors.

D.C. SUPPLY KIT. 12 v. 1a. consisting of a partially drilled metal case, mains trans. F.W. Bridge Rectifier, 2 fuseholders and fuses. Change Direction switch, variable Speed regulator and circuit. For 200-250 v. A.C. mains. Suitable for Electric Trains. Limited number available at 29/11

SELENIUM RECTIFIERS
F.W. BRIDGE 24 v. 2 amp. . . 14/9
6/12 v. 1 a. . . 3/11 24 v. 20 amp. . . 89/9
6/12 v. 2 a. . . 6/11 H.T. TYPES H.W.
6/12 v. 3 a. . . 9/9 150 v. 40 mA. . . 3/9
6/12 v. 4 a. . . 12/3 250 v. 50 mA. . . 3/11
6/12 v. 6 a. . . 15/3 250 v. 60 mA. . . 4/11
6/12 v. 10 a. . . 26/9 250 v. 80 mA. . . 5/11
6/12 v. 15 a. . . 35/9 250 v. 250 mA. . . 11/9
CONTACT COILED. 250 v. 75 mA., F.W. (Bridge), 10/11 250 v. 50 mA., F.W. (Bridge), 8/11 H.W. 250 v. 60 mA. 5/11

LINEAR TAPE PREAMPLIFIER
Type LP1. Switched Negative feedback equalisation Positions for Record 1in. 3in., 7in. and Playback. EM84 Recording Level Indicator. Designed primarily as the link between a Collozo Tape Transcriber and a high fidelity amplifier, but suitable for almost any Tape Deck. Only 9 gns. S.A.E. for leaflet.

HUGE PURCHASE OF BRAND NEW 24 v. 20 Amp. F.W. (Bridge) SELENIUM RECTIFIERS.

59/9

LARGE REXINE COVERED SPEAKER CABINETS. Heavy block-board construction. Very attractive tone covering of Rexine and Vynair. Size 30 x 21 x 16in. cut for 15in. or 18in. speaker or for two 12in. 11 gns. or Deposit 25/9 and nine monthly payments 25/9. Size 30 x 30 x 16in. cut for 15in. or 18in. speaker 13 gns. or Deposit 30/4 and nine monthly payments. 30/4. Suitable speakers available.

EX. GOVT. SELENIUM RECTIFIERS 12v 15 AMP 19/9 (BRIDGE) F.W. ONLY

R.S.C. GRAM. AMPLIFIER KIT. 3 watts output. Negative feedback. Controls Vol. Tone and Switch. Mains operation 200-250 v. A.C. Fully isolated chassis. Circuit, etc., supplied. Only 39/9. Carr. 3/9.

HI-FI 10 WATT AMPLIFIERS
Brand new. Manufacturer's discontinued line. Fitted latest Mullard valves. Dual inputs for "mike" and gram., etc. Bass and Treble Controls. High sensitivity and quality. Output for 3 ohm or 15 ohm speaker. For 230-250 v. A.C. **£7.19.9** Carriage 4/6. Only

THE SKYFOUR T.R.F. RECEIVER
A design of a 3 valves long and medium wave 200-250 v. A.C. Mains receiver with selenium rectifier. High gain H.F. stage and low distortion detector. Valve line-up 6K7, 5P61, 6V6G. Selectivity and quality excellent. Simple to construct. Point-to-Point wiring diagrams, instructions and parts list. 1/9. maximum building costs £4.19.6. inc. attractive Walnut veneered wood cabinet 12 x 6 x 5 1/2 in.

MULTI-METERS, CABY MI. Sensitivity 2000 ohms per volt. A.C. and D.C. 54/- A.H. Basic Meter sensitivity 155 micro-amps A.C. and D.C. ranges £4.17.6. B.20. Sensitivity up to 10,000 ohms per volt A.C. and D.C. £6.10.0.


EX. GOVERNMENT ACCUMULATORS. Size 7, x 4 x 2in., 2v. 16 A.H. brand new. 6/9 each. 3 for 15/6.

EX. GOVT. SMOOTHING CHOKES. 200 mA. 3-5 H. 50 ohms, Parmeko 8/9; 100 mA. 5 H. 100 ohms 3/11; 150 mA. 10 H. 50 ohms 9/9; 80 mA. 20 H. 900 ohms 5/9; 120 mA. 10 H. 100 ohms 3/9; 50 mA. 50 H. 1,000 ohms 6/9; 100 mA. 10 H. 100 ohms 6/9; 60 mA. 5-10 H. 250 ohms 2/11.

COMPLETE POWER PACK KIT, 19/11
Consists of Mains Trans., Metal Rectifier, Double electrolytic, smoothing choke chassis and circuit. For 200-250 v. A.C. mains. Outputs 250v. 60mA. 3v. 2a.

R.S.C. POWER PACK, 6/9.9. Louvered metal case only 8 x 5 1/2 x 2 1/2 ins. Stove enamelled. For 200-250v. A.C. mains Output at 4 pin plug and socket 250 v. 60 mA, fully smoothed and 6.3v. 2a. Suitable for power requirements of almost any Pre-amp or Radio Tuner.

R.S.C. BABY ALARM or INTER-COMM. KIT. Complete set of parts with diagrams, etc. Housed in two polished walnut finished cabinets of pleasing design. High sensitivity. For 200-250v. A.C. mains. Fully isolated. Controllable at both units. An Intercomm. of this class would normally cost £20-£30. Only 7/9.6. carr. 5/- or assembled ready for use £5.15.0



R.S.C. (Manchester) Ltd.
LEICESTER: BIRMINGHAM: SHEFFIELD: HULL: LIVERPOOL: BRADFORD: MANCHESTER: LEEDS:
32 High St. 6 Gt. Western Arcade Birmingham No half-day
13 Exchange St. Castle Market Bldgs. Sheffield Half-day Thursday
51 Saville St., Hull Half-day
73 Dale St. Liverpool 2 Half-day Wednesday
56 Morley St. (above Alhambra Theatre) Bradford
P-10 Frown St. (Market St.) Manchester 2 No half-day
5-7 County (Mecca) Arcade Briggate, Leeds No half-day

MAIL ORDERS to 5 County Arcade, Leeds 1. Terms: C.W.O. or C.O.D. No C.O.D. under £1. Postage 2/9 extra under £2. 4/6 extra under £5. Trade Supplied. S.A.E. with all enquiries please.

R.S.C. (Manchester) Ltd.
LEICESTER: BIRMINGHAM: 32 High St. 6 Gt. Western Arcade (Opp Snow Hill Sta) No half-day

MAIL ORDERS to 5 County Arcade, Leeds 1. Terms: C.W.O. or C.O.D. No C.O.D. under £1. Postage 2/9 extra under £2. 4/6 extra under £5. Trade Supplied. S.A.E. with all enquiries please.
SHEFFIELD: HULL: LIVERPOOL: BRADFORD: MANCHESTER: LEEDS:
 13 Exchange St. 51 Savile St., Hull 73 Dale St. Liverpool 2 56 Morley St. (above Alhambra Theatre) Bradford 8-10 Brown St. (Market St.) Manchester 2 5-7 County (Mecca) Arcade Briggate, Leeds. Half-day Thursday Half-day Wednesday No half-day Half-day Wednesday

SENSATIONAL STEREO OFFER

A complete set of parts to construct a good quality Stereo amplifier with an undistorted output total 6 watts. For A.C. mains input of 200-250 v. Including pair matched 61n. speakers. Sensitivity 130 m.v. Ganged Vol. and Tone Controls. Preset balance control. Full instructions and wiring diagrams supplied. Stereo Pick-up Head 19/9 extra with above only.

R.S.C. 30-WATT ULTRA LINEAR HIGH FIDELITY AMPLIFIER A10

A highly sensitive Push-Pull high output unit with self-contained Pre-amp. Tone Control Stages. Certified performance figures compare equally with most expensive amplifiers available. Hum level 70 db down. Frequency response +3 db. 30-30,000 c/s. A specially designed sectionally wound ultra linear output transformer is used with 807 output valves. All components are chosen for reliability. Six valves are used. EF86, BF86, ECC83, 807, 807, GZ34. Separate Bass and Treble Controls are provided. Minimum input required for full output is only 12 millivolts so that ANY KIND OF MICROPHONE OR PICK-UP IS SUITABLE. The unit is designed for CLUBS, SCHOOLS, THEATRES, DANCE HALLS or OUTDOOR FUNCTIONS, etc. For use with Electronic ORGAN, GUITAR, STRING BASS, etc. For starting and output valves records. OUTPUT SOCKET PROVIDES L.T. and H.T. for a RADIO FEEDER UNIT. An extra input with associated vol. control is provided so that two separate inputs such as Gram, and "Mike" can be mixed. Amplifier operates on 200-250 v. 50 c/s. A.C. Mains and has output for 3 and 15 ohm speakers. Complete Kit of parts with fully punched chassis and point-to-point wiring diagrams and instructions. If required perforated cover with carrying handles can be supplied for 19/9. The amplifier can be supplied factory built with ELA output valves and 12 months guarantee. For 14 gns.

11 Gns. Carr. 10/-
TERMS: DEPOSIT 33/9 and 9 monthly payments of 33/9. Suitable microphones and speakers available at competitive prices.

WE STOCK ARMSTRONG, DULCI AND JASON EQUIPMENT GOODMAN'S AND W.B. SPEAKERS GARRARD AND GOLDRING T/ TABLES

SUPERHET FEEDER UNIT. Design of a high quality Radio Tuner (specially suitable for use with our Amplifiers). Delayed A.V.C. Controls are Tuning, Wch. and Vol. Only 250 v. 15 mA. H.T. and L.T. of 6.3 v. 1 amp. required from amplifier. Size approx. 8 x 6 x 7in. High simple alignment procedure. Point-to-Point wiring diagrams, instructions and priced parts list with illustrations. 2/6. Total building cost £4-15.0. S.A.E. for leaflet.

R.S.C. BATTERY TO MAINS CONVERSION UNITS

Type BM1. An all-dry battery eliminator. Size 5 1/4 x 4 1/2 in. approx. Completely replaces battery supplying 1.4 v. and 90 v. where A.C. mains 200-250 v. 50 c/s is available. Suitable for all battery portable receivers requiring 1.4 and 90 v. This includes low consumption types. Complete kit with diagrams. 39/9, or ready to use. 46/6.



Type BM2. Size 8 x 5 1/2 x 2 1/2 in. Supplies 120 v. 90 v. and 50 v., 40 mA. and 2 v. 0.4 a. 100 amp. fully smoothed. Thereby completely replacing both H.T. batteries and L.T. 2 v. accumulators when connected to A.C. mains supply 200-250 v. 50 c/s. **SUITABLE FOR ALL BATTERY RECEIVERS** normally using 2 v. accumulators. Complete kit of parts with diagrams and instructions. 49/9. or ready for use. 59/6.


P.M. SPEAKERS. 10in. W.B. "Stentorian" 8 of 15 ohms type HF 1012 10 watts, hi-fidelity type. Recommended for use with our A11 Amplifier. £47.6. 12in. R.A. 3 ohms 10 watts (12,000 lines). 59/6.

TWEETERS. Plessey 3n 19/9, 15n 25/9.

Jason FMTI V.H.F./F.M. Radio Tuner design. Total costs of parts including valves Tuning dial, Escutcheon, etc. £8.19.9. Other Jason equipment in stock.

LINEAR L.45 MINIATURE 4/5 WATT QUALITY AMPLIFIER. Suitable for any record playing unit and most microphones. Negative feedback 12 db. Separate Bass and Treble Controls. For mains 200-250 v. 50 c/s. Output for 2-3 ohm speaker. Mullard valves E280, ECC83, EL84. Size only 7-5-5 1/2 in. high. Guaranteed 12 months. Only £5.19.6. Send S.A.E. for leaflet. Terms: Deposit 22/6 and 5 monthly payments of 22/6.

12in. 10 WATT HIGH QUALITY LOUDSPEAKER



In walnut veneered cabinet. Gauss 12,000 lines. Speech coil 3 ohms or 15 ohms. Only £4.19.6 Carr. 5/-. Terms: Deposit 11/3 and 9 monthly payments of 11/3.
12in. 20 WATT HI-FI LOUD-SPEAKERS IN CABINETS. Size 18 x 18 x 10in. Finish as above. Terms: Deposit 17/9 and 8 monthly payments of 17/9. Only £7.19.6. Carr. 8/6.

BASS GUITAR LOUDSPEAKER IN CABINET. 15in. 50 watt, highly sensitive unit in rexine covered acoustically lined cabinet. Deposit £37.6 Carr. 15/- of £2.10.

R.S.C. 4-5 WATT AS HIGH-GAIN AMPLIFIER



A highly-sensitive 4-valve quality amplifier for the home, small club, etc. Only 50 millivolts input is required for full output so that it is suitable for use with the latest high fidelity pick-up heads, in addition to all other types of pick-ups and practically all "mikes". Separate Bass and Treble Controls are provided. These give full long-playing record equalisation. Hum level is negligible being 71 db. down 15 db. of Negative feedback is used. H.T. of 200 v. 25 mA. and L.T. of 6.3 v. 1.5 a. is available for the supply of a Radio Feeder Unit, or Tape-Deck pre-amplifier. For A.C. mains input of 200-250 v. 50 c/s. Output for 2-3 ohm speaker. Chassis is not alive. Kit is complete in every detail and includes fully punched chassis (with baseplate) with blue hammer finish and point-to-point wiring diagrams and instructions. Exceptional value at only £24.5.0. or assembled ready for use 25/- extra. Plus 3/6 carr., or deposit 22/6 and 5 monthly payments of 22/6 for assembled unit.

NOW OPEN AT LEICESTER

AUDIOTRINE HIGH FIDELITY REPRODUCERS
THE DUO/10. Consisting of a 12in. 12,000 line Speaker with heavy four layer voice coil, the Audiotrine cross-over unit, and a 4in. Diameter Tweeter Unit incorporated in the extremely attractive Audiotrine Senior Corner Console Cabinet as described below. Matching Impedance 15 ohms. Power handling 10 watts nominal, 14 watts peak. Frequency 12 Gns. range 40-18,000 c.p.s. Deposit 27/9 and nine monthly payments of 27/9.
THE DUO/20. Incorporating a 12in. High Flux 20 watt Speaker with 2in. Diameter Speech Coil. (Total Flux 160,000 lines), the Audiotrine cross-over unit, and a highly sensitive Tweeter unit, in the Audiotrine Senior Corner Console Cabinet. Matching Impedance 15 ohms. Peak Power Output 25 watts. Frequency range 30-18,000 c.p.s. Deposit 33/9 and nine monthly payments 33/9. **14 Gns.**

R.S.C. JUNIOR HI-FI REPRODUCER. The very latest Goodmans Axlette 8 High Fidelity loudspeaker (retailing at approx. 5Gns.) fitted in a specially designed Bass Reflex cabinet size 12in. x 18in. x 10 in. Acoustically lined and ported and finished in polished walnut. Matching impedance 15 ohms. Frequency range 40-15,000 c.p.s. Power handling 6 watts nominal. Ideal for Stereo. **£7.19.6** Limited number. Carr. 4/6

R.S.C. BASS REFLEX CABINETS, JUNIOR MODEL. Specially designed for W.B. HF1012 Speaker, but suitable for any good quality 10in. speaker. Acoustically lined and ported. Polished walnut veneer finish. Size 18 x 12 x 10in. Handsome appearance. Ensure superb reproduction for only £3.19.6.

STANDARD MODEL. As above but for 12in. speakers. Size 20 x 15 x 13in. For vertical or horizontal use. £5.19.6. Suitable legs with brass ferrules, 19/6 per set of 4.

R.S.C. CORNER CONSOLE CABINETS

Polished walnut veneer finish. Pleasing design. **JUNIOR MODEL.** Size 20 x 11 x 8in. for 8 x 5in. or 10 x 6in. speakers, £2.9.9. **STANDARD MODEL.** Size 27 x 15 x 12in. for 8 or 10in. speakers, £4.11.9. **SENIOR MODEL.** Size 30 x 20 x 15in. for 12in. Speaker. Suitable Speaker systems below. Only 7 gns.



AUDIOTRINE HI-FI SPEAKER SYSTEM. Consisting of matched 12in. 12,000 line, 15 ohm high quality speaker; cross-over unit (consisting of choke, condenser, etc.) and Tweeter. The smooth response and extended frequency range, ensure surprisingly realistic reproduction. Standard 10 watt rating. £4.19.6. Carr. 5/-. Or Senior 15 watt, 7 gns. Carr. 7/6.

AUDIOTRINE EQUIPMENT CABINETS. Size 36 x 15 x 18in. Beautiful walnut veneer finish. Elegant contemporary design. Robust construction. Uncut removable baseboard. Depth above baseboard 5 1/2 in. **Only 12/9 gns. Carr. 15/-** Terms: Dep. 29/9, and 8 monthly pymts. 29/9.



AUDIOTRON HI-FI TAPE RECORDER KIT 25 1/2 Gns. Carr. 17/6

REALISM AT INCREDIBLY LOW COST, CAN BE ASSEMBLED IN AN HOUR

Incorporating the latest Collaro Studio Tape Transcriber. The Audiotrone High Quality Tape Amplifier with negative feedback equalisation for each of 3 speeds. High Flux P.M. Speaker, empty Tape Spool, a Reel of Best Quality Tape and a Handsome Portable carrying Cabinet with latest attractive two-tone polychrome finish, size 14 1/2 x 15 x 6 1/2 in. high, and circuit. Total cost if purchased individually at approximately £40. Performance equal to units in the £80-200 class. Size 10 x 10 x 10 in. TERMS. Deposit £2.13.9 and 12 monthly payments of 44/-. Cash price if settled in 3 months.



HIGH FIDELITY 12-14 WATT AMPLIFIER TYPE A11

PUSH-PULL ULTRA LINEAR OUTPUT "BUILT-IN" TONE CONTROL PRE-AMP STAGES

Two input sockets with associated controls allow mixing of "mike" and gram., as in A.10. High sensitivity. Includes 5 valves, ECC83, ECC83, EL84, EL84, E281. High Quality sectionally wound output transformer specially designed for Ultra Linear operation and reliable small condensers of current manufacture. INDIVIDUAL CONTROLS FOR BASS AND TREBLE "Lift" and "Cut". Frequency response +3 D.B. 30-30,000 c/s. Six negative feedback loops. Hum level 60 D.B. down. ONLY 23 millivolts INPUT required for FULL OUTPUT. Suitable for use with all makes and types of pick-ups and microphones. Comparable with the very best designs. For STANDARD or LONG PLAYING RECORDS. For MUSICAL INSTRUMENTS such as SITTING BASS, GUITARS, etc.



OUTPUT SOCKET with plug provides 300 v. 30 mA. and 6.3 v. 1.5 a. For supply of a RADIO FEEDER UNIT. Size approx. 12.9-7in. For A.C. mains 200-250 v. 50 c.p.s. Output for 3 and 15 ohms speakers. Kit is complete to last nut. Chassis is fully punched. Full instructions and point-to-point wiring diagrams supplied. Only 8 Gns. Carr. (Or factory built 51/- extra.)

IF required loosed metal cover with 2 carrying handles can be supplied for 18/9. TERMS ON ASSEMBLED UNIT. DEPOSIT 24/9 and 9 monthly payments of 24/9. Send S.A.E. for illustrated leaflet detailing Ready-to-assemble Cabinets. Speaker. Microphones, etc., with cash and credit terms.

B.S.R. MONARDECK TAPEDecks. Speed 3 1/2 in. per sec. With high quality recording heads. £6.19.6. Carr. 5/-. Cabinets to take Deck and amplifier 39/6.

R.S.C. TRANSISTORISED GRAM AMPLIFIER. Output 1 watt. for 3 ohm speaker. Transistors Mullard OC71, OC81D, OC81, OC81. Fitted Vol. Control with switch. Assembled and tested. Suitable for any normal crystal pick-up. Only 59/9.

R.S.C. STEREO/TEN HIGH QUALITY AMPLIFIER



A complete set of parts for the construction of a stereo-phonc amplifier giving 5 watts high quality output on each channel (total 10 watts). Sensitivity is 50 millivolts, suitable for all crystal stereo heads. Ganged Bass and Treble Control give equal variation of "lift" and "cut". Provision is made for use as straight (monaural) 10-watt amplifier. Valve line-up ECC83, ECC83, EL84, EL84, E281. Outputs for 2-3 ohm speakers. Point-to-Point wiring diagrams and instructions supplied. Send S.A.E. for leaflet. Full constructional details and price list 2/6. Carr. 10/-. Kit can be supplied assembled ready to use for 59/6 extra.

R.S.C. BATTERY CHARGING EQUIPMENT

HEAVY DUTY CHARGER KIT 6/12 v. 6 amps variable output. Consisting of Mains Transformer 0-200-230-250 v. F.W. (Bridge) Selenium Rectifier; Ammeter; Variable Charge Rate Selector Panels, Plugs, Fuses, Fuseholder and circuit. 59/9. Carr. 4/6.

CHARGER KIT, 12V. 4 AMP or 24V. 7 amp. Consisting of mains trans. 200-230-250 v. F.W. (Bridge) selenium Rectifier. F. Ammeter, Fuses, Variable Resistor and Circuit. Only 6 gns. Carr. 15/-. Please state if 12v. or 24v. kit required.



Assembled 4-5 amps. 6/12 v.
Fitted Ammeter and variable charge rate selector. Also selector plug for 6 v. or 12 v. charging. Louvered steel case with stoved blue hammer finished. Fused and ready for use with mains and output leads. Carr. 5/-. Terms: Deposit 13/3 and 5 monthly payments 13/3. 6/12 v. 3a., all facilities as above. Only 54/9. carr. 3/9

ASSEMBLED 12V. 10 AMP with variable charge rate adjustment, ammeter and strong louvered, stove enamelled case. Ready for use. Only 7 gns. Carr. 10/- or in Kit Form 5 gns.

All for A.C. Mains 200-250v., 50 c/s. Guaranteed 12 months.

SOLDERING IRONS. 230-250 v. 30 watts. First quality. For Radio work, 10/9. Spare elements and bits available.

BATTERY CHARGER KITS Consisting of Mains Transformer, F.W. Bridge, Metal Rectifier, well ventilated steel case, Fuses, Fuseholders, Grommets, panels. Heavy Duty Clips, circuit. Carr. 3/6 extra. 6v. or 12v. 1 amp 22/9 As above, with Ammeter 25/9 6 v. 2 amps 19/9 6v. or 12v. 2amps 25/9 6 v. or 12 v. 2 amps. Inclusive of Ammeter 35/9 6v. or 12 v. 4 amps 45/9 6 v. or 12 v. 4 amps, with Ammeter and variable charge rate selector 52/9

CHARGER AMMETERS 0-1.5 a., 0-3 a., 0-4 a., 0-7 a., 0-25 a., 0-60 a. 8/9.

R.S.C. MAINS TRANSFORMERS (FULLY GUARANTEED)

Interwound and Impregnated. Primary 250-350-250 v. 50 c/s. Secondary TOP SHROUDED THROUGH 250-250v. 70mA. 6.3v. 2a. 0-5-6.3v. 2a 17/9 350-350v. 80mA. 6.3v. 2a. 5v. 2a .. 18/9 250-250v. 100mA. 6.3v. 2a. 6.3v. 1a .. 21/9 250-250v. 100mA. 6.3v. 3.5a. C.T. 19/9 250-250v. 100mA. 6.3v. 4a. 0-5-6.3v. 3a 25/9 300-300v. 130mA. 6.3v. 4a. 6.3v. 1a. for Mullard 510 Amplifier 29/9 300-300v. 100mA. 6.3v. 4a. 0-5-6.3v. 3a 26/9 350-350v. 100mA. 6.3v. 4a. 0-5-6.3v. 3a 26/9 350-350v. 150mA. 6.3v. 4a. 0-5-6.3v. 3a 29/9 425-0-425v. 200mA. 6.3v. 4a. 5v. 3a 49/9

FULLY SHROUDED UPRIGHT 250-0-250v. 60mA. 6.3v. 2a. 0-5-6.3v. 2a. Midget type 21-3-3in. 17/11 250-0-250v. 100mA. 6.3v. 4a. 0-5-6.3v. 3a 27/11 300-0-300v. 100mA. 6.3v. 4a. 5v. 3a 27/11 300-0-300v. 130mA. 6.3v. 4a. C.T. 6.3v. 1a. for Mullard Amplifier 33/9 350-0-350v. 100mA. 6.3v. 4a. 5v. 3a 27/11 350-0-350v. 150mA. 6.3v. 4a. 5v. 3a .. 35/9

FULLY SHROUDED (continued)- 425-0-425v. 200mA. 6.3v. 4a. C.T. 5v. 3a 55/- 425-0-425v. 200mA. 6.3v. 4a. C.T. 6.3v. 4a. C.T. 5v. 3a .. 59/9 450-0-450v. 250mA. 6.3v. 4a. C.T. 5v. 3a 69/9

OUTPUT TRANSFORMERS Midget Battery Pentode 66 : 1 for Small Pentode, 5000 Ω to 3 Ω .. 4/6 Small Pentode 7/8,000 Ω to 3 Ω .. 4/6 Standard Pentode 5,000 Ω to 3 Ω .. 5/9 Standard Pentode 7,000 Ω to 3 Ω .. 5/9 Push-Pull 8 watts, EL84, or 6V6 to 3 Ω or matched to 15 Ω .. 9/9 Push-Pull 10-12 watts to match 6V6 or EL84 to 3-5-8 or 15 Ω .. 19/9 Following types for 3 Ω and 15 Ω speakers: Push-Pull 10-12 watts 6V6 or EL84 .. 18/9 Push-Pull 15-18 watts, 6L6, KT66 .. 22/9 Push-Pull Mullard 510 Ultra Linear .. 29/9 Push-Pull 20 watts, sectionally wound, 6L6, KT66, EL34, etc. .. 49/9

MIDGET MAINS Primaries 200-250 v. 50 c/s. 250V. 60 mA. 6.3 v. 2a .. 11/9 250-0-250 v. 60 mA. 6.3 v. 2a .. 12/11 Both above size 2 1/2 x 3 1/2 in.

FLUORESCENT TRANSFORMERS All with 200-250 v. 50 c/s. primaries 6.3 v. 1.5a. 5/9; 6.3 v. 2a. 7/6; 0-4-6.3 v. 2a. 7/9; 12 v. 1 a. 7/11; 6.3 v. 3 a. 8/11; 6.3 v. 6 a. 17/6; 12 v. 1.5 a. twice 17/6.

SMOOTHED TRANSFORMERS 100 mA., 7-10 H H 250 ohms .. 11/9 150 mA., 10 H 200 ohms .. 8/9 80 mA., 10 H 350 ohms .. 5/9 60 mA., 10 H 400 ohms .. 4/11

CHARGER TRANSFORMERS All with 200-250 v. 50 c/s Primaries: 0-9-15 v. 1 1/2 a. 12/9; 0-9-15 v. 2a. 14/9; 0-9-15 v. 3 a. 16/9; 0-9-15 v. 5 a. 19/9; 0-9-15 v. 6 a. 23/9; 0-9-15 v. 8 a., 28/9. All 10" (step up/step down) TRANS. 0-110-120-230-250 v. 50-80 watts, 13/9. 250 watts, 39/9; 150 watts, 27/9.

MICROPHONE TRANSFORMERS 120 : 1 high grade, clamped, 8/9; 120 : 1 Potted. Mu-metal screened, 9/9.

REDA OFFERS "EAGLE PRODUCTS" AT THE NEW REDUCED PRICES!

ALL DIRECTIONAL STUDIO CRYSTAL MICROPHONE MODEL MC-70



A professional microphone with 360° pickup, using a new variable "D" shock mounted crystal cartridge for added power and sensitivity. Smooth response (50-12,000 cps.) and natural reproduction. Size 7in. high x 3in. wide. Complete with shielded cable and 1in. stand holder.

NOW ONLY 59/6

SUB-MINIATURE TRANSFORMERS

Here is outstanding value in transistor transformers consisting of one Driver Transformer and one Output Transformer. Ideal pair for miniature transistor portables, etc.

Driver Model LT44: Primary: 20k. Secondary: 1k. Centre Tapped. Ratio: 5:1. Output Model LT700: Primary: 1.2k. Centre Tapped. Output: 3.2 ohms. Ratio: 2:1. Instructions. **NOW ONLY 8/- per pair.**



Complete with detailed instructions.

A "MUST" for every transistor set owner!



9V BATTERY CHARGER AND A.C. ELIMINATOR MODEL LA.6P


Save those batteries by running your transistor set direct from A.C. Mains. Reactivate all your old P.P.s! Unit contains neon indicator and standard battery connections with nearly 2 yards of mains lead and plug. Also snap cord for connection to set.

NOW ONLY 24/6

DYNAMIC MICROPHONE

MODEL DM-175. Beautifully designed and attractively finished. Lightweight dynamic microphone complete with stand. Output impedance 1K ohm. Frequency response 150-9000 c.p.s. +3db. Sensitivity: -70db. Perfect for almost all applications.

NOW ONLY 39/6



DM.175

R.I.1 TUNING AND BATTERY INDICATOR. This ultra-miniature tuning and battery indicator is easily mounted into portable radios or tape recorders for indicating tuning centre and residual capacity of batteries. Galvanometer movement assures complete accuracy. Insulation resistance between case and terminals: 20 Megohms/500V. Sensitivity: 400 uA. Solder terminals are provided at rear. Plastic case cover. Complete with example circuit for use. Size: 1 x 1/2 in. **Price 24/6.**

Signal Injection Probe Model ITI-1. Injects a signal into the circuit at any given point. Produces a signal rich in




harmonics from a built-in miniature transistor oscillator. Push button operation, and neon battery strength indicator. Ideal for making rapid checks on radios, amplifiers, TV Tuners, etc. A must for the amateur, hobbyist and service man. **PRICE 42/6.** Complete with batteries.

SPECIAL OFFERS!

A MINIATURE TAPE RECORDER IN KIT FORM

NOW ONLY £4.19.6

Consisting of three transistor amplifiers, record/play, Volume control, miniature speaker, forward-stop-rewind switch, reel of tape and spare reel, motor, attractive coloured case, Mic. and earphone sockets, pick-up coil, mike, earphone and carrying handle supplied. Standard battery operated. Simple to put together in less than one hour. Brand new and guaranteed. Exclusively offered complete with all accessories but only £4.19.6. No extras to buy.



MODEL TK20A 1,000 O.P.V. on AC and DC



Extremely compact wide range multi-tester. A most useful instrument for hobbyists, experimenters and technicians who require a reliable tester at a budget price. Operation is extremely easy; simply plug leads into desired scale and you are ready to go. **RANGES**

D.C. voltage: 0-15-150-1,000 v. (1,000 o.p.v.). A.C. voltage: 0-15-150-1,000 v. (1,000 o.p.v.). D.C. current: 0-150 mA. Resistance: 0-100K. Size: 3 1/2 x 2 1/2 x 1 1/2 in. Complete with battery, test leads and instructions, fully guaranteed. **49/6**

"ZEPHYR" 6 TRANSISTOR POCKET RADIOS NOW ONLY £4.19.6

Complete with battery, earpiece and leather case.

LAPEL MICROPHONE BM.361R

Precision engineered Magnetic Microphone—for lapel or hand use. Only 1 1/2 in. diameter. Exceptionally sensitive. Chrome plated case. 5ft. shielded cable. **Only 12/6.**




HOOPER ROTARY TRANSFORMERS



12v. input, 500v. output at 66 mA. or 6v. input, 250 output at 75 mA. **Only 10/6 EACH P. & P. 2/-.**

3-WAY SLIM CRYSTAL MICROPHONE

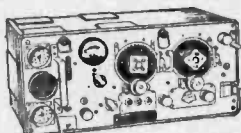


MODEL 100C

May be hand held, stand mounted (either floor stand or desk stand) or suspended by lavalier cord. Response 60-10,000 cps. Built in on/off switch. Output level - 52 db. Omni-directional head. Clips on or off standard stand adaptor permitting tilting for multi-angle use. Satin chrome finish. Supplied complete with desk stand shielded cable, lavalier cord.

ONLY 48/-

No. 19. 2-8 Mc/s TRANSMITTER RECEIVER



This most famous Army Trans/Receiver covers 2-3 Mc/s. (150-37 metres in two bands). Has an intercom. amplifier. Designed for 12 and 24 volt operation but supplied with "P.W." Mains conversion details. Uses a 6 valve superhet receiver. I.F. being 465 Kc/s, and a 6 valve transmitter designed for voice and C.W. operation. Incorporates test and tuning meter for voltages, aerial loading and current tests. Panel Controls: Frequency tuning, P.A. tuning, Gain control, MCW, CW, R/T switch, Het-tone netting. Off-on Quench aerial, AVC LT-HT—Drive tests. Supplied complete with valves and instruction book. **Only 65/-.** Carriage 10/-.

HI-FI SHOWROOM NOW OPEN AT 87 TOTTENHAM COURT ROAD, LONDON, W.1 EAGLE HI-FI EQUIPMENT ON DEMONSTRATION

MAIL ORDERS TO (DEPT. P.), 32a COPTIC STREET, LONDON, W.C.1. MUS 9606




SENSATIONAL NEW 1963 DESIGNS — BY CONCORD

LOW PRICES ★ PICTORIAL STEP-BY-STEP PLANS ★ EASY AS A.B.C.

THE NEW "VOLKSRADIO" ONLY 14/11

TAKE-OVER BID MAKES THIS FANTASTIC OFFER POSSIBLE—the beautifully compact "5-STAR VOLKSRADIO" measuring 4½ x 2½ x 1¼ in. Perfect personal earphone reception—in the Bedroom, Office, Garden—cover all medium waves (incl. Luxembourg). Under 1d. hour running cost. ANY-ONE can assemble it in one or two hours using our simple A.B.C. plan. Complete set of parts ONLY 14/11, plus 2/6 P. & P. C.O.D. extra. (Parts can be bought separately.) Money Back Guarantee.



NO EARTH OR AERIAL REQUIRED



Revolutionary INTERNAL FERRITE AERIAL Makes this sensational pocket-size radio the best money-saving bargain of all time. Powerful, superb tone and clarity, ensures perfect reception for all your favourite programmes

Completely portable, only 5½ x 3 x 1¼ in. Two-tone case. Anyone can assemble with our simple PRINTED CIRCUIT PLAN. Send 37/6, plus 2/6 P. & P. (C.O.D. 2/- extra). Satisfaction guaranteed. (All parts available separately).

"THE NEW 4-STAGE MINUETTE"

Build this newly-designed "MINUETTE" 4-STAGE transistor set in very strong ready drilled ULTRA-MODERN CASE, size only 6 x 3½ x 1½ in. Uses three transistors and diode and SELF-CONTAINED LOUDSPEAKER. Very sensitive. Ideal for office, bedroom, holidays, etc. Months and months of listening off a 1/3d. battery. Can be built FOR ONLY 39/6, including PROPER CASE, miniature speaker, etc. SIMPLE AS A.B.C. PICTORIAL STEP-BY-STEP PLANS etc. (All parts available separately.) Plus post and packing 1/8 (C.O.D. 2/- extra). Parts sold separately, priced parts list 1/-.



FREE HIGH SENSITIVITY HIDE-AWAY EAR-PIECE GIVEN WITH EACH SET.



THE MINUTE TRANSISTOR RADIO

MIAMI ONLY 32/6

Unbelievably small—Outrageously cheap. You will be amazed at the fine quality of tone and volume of this great little radio. Only a fantastic 3½ x 2½ x 1¼ in. the MIAMI will bring you great entertainment for months on a 1/3d. battery. Simple assembly plan with each set. ONLY 32/6. YES 32/6! Plus 2/6 P. & P. (C.O.D. 2/- extra). Satisfaction Guaranteed. Demonstrations given daily. Parts available separately if required.

THE NEW "COSTA BRAVA" 49/6



NO EARTH or AERIAL REQUIRED ALL TRANSISTOR RADIO

Revolutionary INTERNAL FERRITE AERIAL and moving coil speaker makes this sensational pocket-size radio the best money-saving bargain of all time. Powerful, superb tone and clarity, ensures perfect reception for all your favourite programmes. Completely portable, only 5½ x 3 x 1¼ in. Two-tone case. Anyone can assemble with our simple PRINTED CIRCUIT PLAN. Send 49/6, plus 2/6 P. & P. (C.O.D. 2/- extra). Satisfaction Guaranteed. (All parts available separately).

FREE HIGH SENSITIVITY HIDE-AWAY EAR-PIECE GIVEN WITH EACH SET.

THE NEW "LISBON" TRANSISTOR SET

This is a pocket 2-stage transistor set not much larger than a matchbox. 19/6

Excellent clear reception covering all medium waves, works for months off a tiny 1½ or 3 volt battery costing only 8d. Easy to build and an excellent introduction to transistor circuitry. Everything can be supplied down to the last nut and bolt incl. SIMPLE PICTORIAL STEP-BY-STEP PLANS FOR ONLY 19/6, plus post and packing 1/8 (C.O.D. 2/- extra). Parts sold separately, priced parts list 1/-.



THE RINGO BURGLAR ALARM CLEARANCE SALE! UNBEATABLE PRICES



BIG PROFITS FOR YOU IF YOU BUY NOW! Made to retail at 7 gns, you can now buy this famous Ringo-gong Alarm for only 37/6—but only if you act now... stocks are strictly limited. Easily installed and operated. Switches on or off at any time. Fantastic FINAL reduction to clear (minimum order of 3) Carr. Free. Free literature sent with each alarm. 37/6

SELL SAFELY TO THE MOTORIST




Bulk purchase of bankrupt stock ensures this fabulous money-making offer.

AUTOMATIC CIGARETTE LIGHTER

Instantly provides ready lit cigarette, without the driver taking his eyes from the road. Heavily chromium plated case holds 10. Easily and simply fitted to any car's dashboard. Works off 6 or 12 volts. Retail Price 44/9. Special Clearance offer only sold in minimum lots of 8. Carriage free. 12/6 each.

THE NEW "SAN REMO" 6 STAR 32/6



As featured on Radio Luxembourg—The "San Remo" 6 Star covers all medium waves including "Home", "Light", etc. Reliable and lightweight—Slips easily into the Pocket or Handbag—size only 4½ x 2½ x 1¼ in. Works for Months on 1/2d. Battery! Ideal for holidays, Camping, Bedroom, etc. Anyone can assemble it in an hour or two with our simple-ABC PLAN! Complete set of parts including miniature speaker—everything—only 32/6, plus 2/6

P. & P. (C.O.D. 2/- extra.) Parts can be bought separately.


Cheques accepted. Cash on delivery 2/- extra. Please print name and address in block letters. Suppliers to Schools, Universities, Government and Research Establishments. Complete range of components and values stocked. Regret no C.O.D. abroad. DEMONSTRATIONS DAILY AT WORKS.

CONCORD ELECTRONICS

(DEPT. 14/13) 210 CHURCH ROAD, HOVE, SUSSEX

10/14 WATT HI-FI AMPLIFIER KIT

A stylishly finished nonaural amplifier with an output of 14 watts from 2 EL84s in push-pull. Super reproduction of both music and speech, with negligible hum. Separate inputs for talk and gram allow records and announcements to follow each other. Fully shrouded ultra output transformer to match 3-15 speaker and 2 independent volume controls, and separate bass and treble controls are provided giving good lift and cut. Valve line-up 2 EL84s, ECC83, EF86 and EZ80 rectifier. Simple instruction booklet 1/6. (Free with parts.)

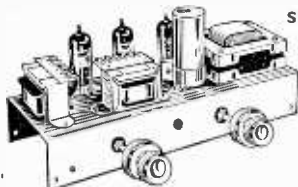


ONLY £6.19.6 P. & P. 6/6.

STEREO AMPLIFIER Bargain Offer

- ★ 4 watts per channel.
- ★ Full tone and volume controls.
- ★ Complete with sockets etc.

89/6 P. & P. 2/6.



AMPLIFIER ON PRINTED CIRCUIT BOARD

Two valve. UY85, UL84 O.P. trans. use with 80 volt tap of motor. 39/6. P.P. 2/6 on above. Dropper res. for filaments if required. 2/6.

B.S.R. AUTO UNITS
160 v. Suitable for use with above. (Slightly soiled.) £4.4.0. P. & P. 5/6.

LARGE CABINET

With 3 ohm speaker. £3.9.6. Carr. 5/6.

Superior CABINET similar to above to take 8 x 5in. speaker, with motor board, will accommodate BSR UA14 or UA16. £3.9.6. Carr. 5/6. Speaker 15/- extra. P. & P. 1/6 extra.



Suitable for above two items. Complete with 3 ohm speaker. £3.9.6. Carr. 5/6.

BRAND NEW 3 OHM LOUDSPEAKERS

- 2 1/2in. 12/6; 5in. 12/6; 6 1/2in. 15/-;
- 10in. 21/-; 12in. 27/6.
- Goodmans 5in. tweeter .. 10/6
- E.M.I. 2 1/2in. tweeter .. 10/6
- Goodmans 10in. x 6in. .. 22/6
- E.M.I. 13 1/2in. x 8 1/2in. high flux 32/6
- Rola Celestion approx. 9in. x 6in. middle register speaker 10/6
- Also 15 ohm 12in., 30/- P. & P. 1/6 per speaker.

RECORDING TAPE

P.V.C. base, full frequency L.P. tape. 7in., 1800ft. (normally 50/-) 27/6; 5 1/2in., 1200ft. (normally 35/-) 19/6. P. & P. 1/- per spool. Ideal for 2 or 4 track recorder.

TAPE DECKS

COLLARO STUDIO DECK £10.10.0, plus 5/6 carr. and ins.
B.S.R. MONARDECK (Single speed) 3 1/2in. per sec., simple control, uses 5 1/2in. spools, £8.15.0 plus 5/6 carr. and ins. (Tapes extra on both).

RECORD PLAYER AMPLIFIER

2 valve. A.C. mains. 3 watta output, ready built, tested and complete with valves and output transformer. Size 7in. w. x 2 1/2in. d. x 5 1/2in. h. 55/- P. & P. 3/6.
Suitable speakers: 6in. 15/- or 10 x 6in. 22/6. P. & P. 1/6 on each.

SPECIAL BARGAIN OFFERS!

MAINS TRANSFORMER. Impregnated and fully shrouded. Size 4 1/2 x 3 1/2 x 2 1/2in. Weight 6 lbs. Tapped primary 205, 225, 245 v. Electrostatic screen. Output 360-0-360 v., at 120 mVA D.C. plus 1050 v. half wave at 3 mVA D.C. 6.3 v. at 3.5 amps, centre tapped 5 v. at 2 1/2 amps and 6.3 v. at 6 amps. PRICE ONLY 21/- each, P. & P. 5/6.

CARBON MIKE INSERTS. Brand new, 2 1/2in. dia., 3/8 P. & P. 9d.
GORLER F.M. TUNER HEADS. 10.7 Mc/s I.F., 16/-, plus 1/9 P. & P. (ECC85 valve 6/6 extra).

ELECTROSTATIC P. TWEETERS. Type L.S.H. 75. Size 3 x 3in., 2/6 each, plus 9d. P. & P.

MIDGET 2/GANG CONDENSERS. Capacity 195 and 10 pF. Polystyrene case with built-in trimmers. Size 2 1/2 x 1 1/2 in. Not used but removed from P/C Boards. Two for 9/-, plus 1/- P. & P.

ACOS CRYSTAL MIKES. Hi-imp., stick type. 25/-, P. & P. 1/6.
TRANSISTOR DRIVER and O/P TRANSFORMERS. (Tapped 3 ohms and 15 ohms output), plus 4 suitable Transistors giving approx. 1 watt output. 30/-, P. & P. 2/6.

3 PUSH-BUTTON TRANSISTOR SWITCH. D.P.—D.T. Each Switch 5/6 and 1/- P. & P.


OUTSTANDING OFFER!

TELEFUNKEN HI-FI STEREO AMPLIFIER. 110/250 v. A.C. input. 5 watt undistorted output (10 watts nominal), Size 12 x 9 x 2 1/2in. Weight 9 lb. Complete with spec. and instructions. £5.19.6. Carr. 5/6.
Also Model S82. Similar specification but with balance control. £6.19.6. Carr. 5/6.

SPECIAL PURCHASE! TURRET TUNERS
by famous maker.

Brand new and unused. Complete with PCC84 and PCF80 valves. 34-38 Mc/s I.F. Biscuits for Channels 1 to 5 and 8 and 9. Circuit diagram supplied.
ONLY 25/- each, P.P. 2/6.

F.M. TUNER HEAD



A permeability tuned tuner head by a famous maker, supplied without valve (ECC85) and drum and spindle. 18/6, plus 1/9 P. & P. Valve 8/6 extra. Drum and spindle 3/6 extra.

E.M.I. 4-speed Player and P.U.

FURTHER HUGE PURCHASE enables us to offer these **67/6** P. & P. at 4/6.



Heavy 8 1/2in. metal turntable. Low flutter performance 200/250V shaded motor with tap at 45V for amplifier valve filament if required. Turnover 1L/78 head.

TRANSISTOR PERSONAL RADIOS

Complete with leather case, personal earphone and PP3 battery. Will receive Luxembourge etc. loud and clear.

SIX TRANSISTOR TYPE

Size 4 x 2 1/2 x 1 1/2in. £4.19.6.

EIGHT TRANSISTOR TYPE

Size 4 1/2 x 2 1/2 x 1 1/2in. £5.15.6.
Both plus P. & P. 2/6.

LOUDSPEAKER SILKS

Heavily woven in champagne and brown. 4 1/2in. wide. Originally 35/- per yard length. **OTR SPECIAL PRICE** 12/- per yard length, P. & P. 1/6. Also Red Rexine, Dark Grey and Oatmeal fabrics for cabinet covering. 5 1/2in. wide, 13/6 per yard length. P. & P. 1/6.

HARVERSON'S F.M. TUNER Mk.1



- F.M. tuning head by famous maker.
- Guaranteed non-drift.
- Permeability tuning.
- Frequency coverage 88-100 Mc/s. ● OAS1 balanced diode output. ● Two I.F. stages and discriminator. ● Attractive maroon and gold dial (7 x 5in. glass). ● Self powered, using a good quality mains transformer and valve rectifier. ● Valves used ECC85, two EF80s, and EZ80 (rectifier). ● Fully drilled chassis. ● Size of completed tuner 8 x 6 x 5 1/2in. ● All parts sold separately. £5.19.6, plus 8/6 P.P. and ins. Circuit diagram and illustrations 1/6 post free.

Mark II Version as above but complete with magic eye, front panel and brackets. £6.12.6. P. & P. 8/6.
Mark III Version as Mark I but with output stage (ECC82) and tone control. £7.7.0. P. & P. 8/6.
Handsome Metal Cabinet. (Choice of Grey, Black or Green). To fit Mark I, 25/-, P. & P. 2/6. To fit Mark II 17/6, P. & P. 2/6.

6 TRANSISTOR AND DIODE SUPERHET

A first-class 2 waveband transistor superhet in kit form. ● Printed circuit panel (size 8 1/2 x 2 1/2in.) ● 3 pre-aligned I.F. transformers. ● High-gain Ferrite rod aerial. ● All I first-grade transistors. ● Car aerial winding. ● Push-pull output. ● All parts supplied with simple instructions.

All parts sold separately
ONLY £4.5.0 P. & P. 2/6

2 1/2in. 35 ohms speaker, 10/6;
3in. 35 ohms speaker, 16/6;
35 ohms 6in. P.M., 18/6;
7 x 4in. 35 ohms speaker, 21/-, P. & P. 1/6 per speaker.

Portable CABINET

Size approx. 9 1/2 x 6 1/2 x 3 1/2in. Suitable for above using 3 1/2in. speaker. 25/-, P. & P. 2/6.

COIL AND TRANSFORMER SET FOR TRANSISTOR SUPERHET

3 I.F. transformers, one oscillator coil, one driver transformer and wound Ferrite aerial (med., long and aerial coupled), 28/6 complete, post 1/6. 6 transistor printed circuit, board to match. 8/6, post 9d. Circuit diagram 1/6 extra.

QUALITY RECORD PLAYER AMPLIFIER

A top-quality record player amplifier. This amplifier (which is used in a 29 gm. record player) employs ECC83, EL84, EZ80 valves. Bass, treble and volume. On/Off controls.

PRICE 69/6 P. & P. 3/6

DITTO. Mounted on board with output transformer and 6 1/2in. speaker.
Complete at 89/6, P. & P. 4/6

TRANSISTORS

GET15 (Matched Pair) 15/-
OC71 5/- PXA101 .. 8/8
Or72 6/- XA103 .. 8/8
OC75 6/- V16/10p .. 12/6
Set of Mullard 6 transistors 25/- Set of G.E.C. 1, 874; 2873; 3, 81 or GHT114, 20/-, All Post Free.

HARVERSON SURPLUS CO. LTD.

170 HIGH ST., MERTON, S.W.19. CHERRYWOOD 3985/6
Open all day Saturday. Early closing Wed., 1 p.m.

A few minutes from South Wimbledon Tube Station. (Please write clearly)

Please Note: P. & P. charges quoted apply to U.K. only P. & P. on overseas orders charged extra.

Stern's

MULLARD DESIGNS

COMPLETE KITS OF PARTS


MULLARD 3-VALVE PRE-AMPLIFIER TONE CONTROL UNIT

Designed mainly for Mullard Range of Amplifiers, also suitable for any Amplifier requiring input up to 250mV. Incorporates 5 input Channels, including for Tape and Magnetic Pickups. Separate Bass and Treble controls. High pass filter 20 to 160 c/s, low pass filter 5-9 Kc/s. Totally enclosed in case size 11 1/2" x 4 1/2" x 4".



KIT OF PARTS **£10.00** ASSEMBLED & TESTED **£13.13.0**

MULLARD "5-10" MAIN AMPLIFIER




For use with MULLARD 2-stage pre-amplifier with which an undistorted power output of up to 10 watts is obtained. SPECIFIED COMPONENTS AND MULLARD VALVES including PARMEKO MAINS TRANSFORMER and choice of PARMEKO or PARTRIDGE Output Transformer.

COMPLETE KIT (Parmeko Output Trans.) **£10.00**
ASSEMBLED AND TESTED **£13.10.0**

ABOVE incorporating PARTRIDGE OUTPUT TRANS. £1.6.0 extra.

THE MULLARD 510/RC AMPLIFIER


The popular complete "5-10" incorporating Control Unit providing up to 10 watts high quality reproduction. Specified components and new MULLARD VALVES. Includes PERMEKO MAINS TRANSFORMERS and choice of PARMEKO or PARTRIDGE Output Transformers.



COMPLETE KIT **£12.00**
ASSEMBLED AND TESTED **£16.00** With PARTRIDGE OUTPUT TRANS. £1.6.0 extra.

THE MULLARD 33/RC

A HIGH QUALITY AMPLIFIER DEVELOPED FROM THE VERY POPULAR 3-WATT MULLARD "33" DESIGN. KIT OF PARTS **£8.8.0**



ASSEMBLED AND TESTED **£11.10.0**

Complete to the MULLARD specification including PARMEKO OUTPUT TRANSFORMER. Switched inputs for 78 and L.P. records plus a Radio position. Extra power to drive a Radio Tuning Unit is also available.

L.P. records plus a Radio position. Extra power to drive a Radio Tuning Unit is also available.

THE "MONO-GRAM"

A small Amplifier of genuine high quality performance. Incorporates new MULLARD ECL36 Valve, separate BASS and TREBLE controls and produces up to 3 watts undistorted output. Kit of Parts **£4.10.0** and Tested **£6.0.0**



Perfectly suited for Portable Installations for which purpose we offer PORTABLE CASE (£3.10.0), the AMPLIFIER (Kit) and 8" x 5" SPEAKER (£1.0.0). All for **£9.0.0**


Alternatively with ASSEMBLED AMPLIFIER **£10.0.0**

The Case quoted above will accommodate some 4-speed Single Record Units. A larger model is available for extra 10/- With this Equipment a COMPLETE PORTABLE RECORD PLAYER can be built for **£14.0.0**



MULLARD FOUR CHANNEL MIXING UNIT

Self powered Cathode follower output. Incorporates two inputs for CRYSTAL MICROPHONES, one for CRYSTAL PICK-UPS and a fourth for Radio or Tape.



KIT OF PARTS **£8.8.0** ASSEMBLED AND TESTED **£11.10.0**

Alternative Model I/L provides for one input matched for moving coil or ribbon mike £1.7.0 extra.

!! SENSATIONAL BARGAINS !!

A BULK PURCHASE ENABLES US TO OFFER THESE TWO GRUNDIG MODELS AT APPROX. HALF PRICE. Each are Fully Guaranteed.


THE GRUNDIG "MINI-BOY"

THE "LITTLE" SET with "BIG" PERFORMANCE LIST PRICE IS **£28.5.0**

OUR PRICE ONLY **£10.10.0**

INCLUDING SPEAKER ENCLOSURE

A six Transistor (plus two Diodes) Portable covering the Medium Waveband. Small enough to slip into Handbag or Pocket (4" x 2" x 1") but when at home "big set" performance is obtained simply by slipping the set into the companion Speaker Enclosure (size 9 1/2" x 3 1/2" x 1 1/2").



MULLARD'S 2-VALVE PRE-AMPLIFIER TONE CONTROL UNIT

Employing two EF86 valves and designed to operate with the Mullard MAIN AMPLIFIER but also perfectly suitable for other makes.



- ★ Equalisation for the latest R.L.A.A. characteristics.
 - ★ Input for Crystal Pick-ups and variable reluctance magnetic types.
 - ★ Input (a) Direct from High Imp. Tape Head. (b) From a Tape Amplifier or Pre-Amplifier.
 - ★ Sensitive Microphone Channel. ★ Wide range BASS and TREBLE Controls.
- KIT OF PARTS **£6.6.0** ASSEMBLED AND TESTED **£9.10.0**

PRICE REDUCTIONS

- (a) THE KIT OF PARTS to build both the "5-10" Amplifier and the 2-Valve Pre-Amplifier... **£15.10.0**
- (b) THE KIT OF PARTS to build both the "5-10" Amplifier and the 3-Valve Pre-amplifier... **£21.10.0**
- (a) Assembled and Tested... **£21.10.0**
- (b) Assembled and Tested With PARTRIDGE OUTPUT TRANSFORMER **£25.10.0** £1.6.0 extra.

HIGH FIDELITY LOUDSPEAKERS

WE STOCK THE COMPLETE RANGE BY GOODMANS, WHARFEDALE and W.B. STENTORIAN. A few recommended examples

- 8 INCH TYPES
- GOODMANS "AXIETTE" **£5.5.0**
- W.B. HF 816 **£5.19.6**
- WHARFEDALE "SUPER 8/RS/DD" **£6.14.0**
- 10 INCH TYPES
- GOODMANS "AXIOM 10" **£5.18.8**
- W.B. MODEL HF 1016 **£7.0.0**
- WHARFEDALE "GOLDEN 10/RS/DD" **£17.17.0**
- 12 INCH TYPES
- GOODMANS "AXIOM 201" 15 watts **£9.15.0**
- GOODMANS "AXIOM 301" 20 watts **£14.10.0**
- W.B. MODEL HF 1214 15 watts **£10.5.8**
- WHARFEDALE "W12/RS" **£10.10.0**
- WHARFEDALE "Super 12/RS/DD" **£17.10.0**

LEAK AND QUAD AMPLIFIERS IN STOCK

- LEAK "TL/12 PLUS" POWER AMPLIFIER with the "POINT ONE PLUS" PRE-AMPLIFIER, 14 watts rated output... **£31.10.0**
- LEAK "TL/25 PLUS" with the "POINT ONE PLUS" PREAMPLIFIER, 28 watts rated output... **£37.16.0**
- LEAK "STEREO 20" POWER AMPLIFIER with the "VARISLOPE STEREO" PRE-AMPLIFIER, 22 watts (11 watts per channel) **£55.9.0**
- QUAD II POWER AMPLIFIER with QUAD II CONTROL UNIT, 15 watts output **£42.0.0**

RECORD PLAYERS

- THE COLLARO "JUNIOR" 4-speed single player with separate crystal pick-up... **£3.10.0**
- THE NEW GARRARD "AUTOSLIM" 4-speed Autochanger with crystal pick-up... **£7.10.0**
- GARRARD "AUTOSLIM DE LUXE" 4-speed Autochanger. Incorporates transcription Pick-up Arm... **£11.8.0**
- THE COLLARO "C60" 4-speed autochanger unit with Studio "O" pick-up... **£6.19.6**
- B.S.R. Model UA14, a 4-speed Mixer Autochanger with crystal pick-up... **£6.10.0**
- The new GARRARD Model 4HP High Quality Single Record Player fitted with the latest T.P.A. 12 pick-up arm and G.C.S. crystal Cartridge... **£16.17.6**
- GARRARD Model (S.R.P.10). Single Record Player fitted with high output crystal pick-up PHILIPS Model AG1016. A 4-speed Player can be operated both manually and automatically. Suitable for Mono or Stereo operation... Carr. and Ins. on each above 5/- extra. **£5.0.0**
- PHILIPS Model AG1016. A 4-speed Player can be operated both manually and automatically. Suitable for Mono or Stereo operation... Carr. and Ins. on each above 5/- extra. **£12.12.0**

!! HOME CONSTRUCTORS !!

A Range of "Easy to Assemble" Prefabricated Cabinets

Designed by the W.B. "STENTORIAN" COMPANY for "Hi-Fi" Loudspeaker systems or to accommodate high quality equipment. FULL RANGE IN STOCK, please enclose S.A.E. for descriptive leaflets.

IF YOU ARE PLANNING TO INSTALL "Hi-Fi" and UNCERTAIN OF THE TYPE OF EQUIPMENT TO USE—OUR WIDELY EXPERIENCED TECHNICAL STAFF WILL WITH PLEASURE PUT FORWARD RECOMMENDATIONS—STATE TYPE OF INSTALLATION CONTEMPLATED AND APPROX. PRICE LEVEL. CREDIT SALE TERMS are available on all Equipment over £10.0.0. FULLY DESCRIPTIVE LEAFLETS are readily available—please enclose S.A.E.

Stern's

SPECIALISTS IN SOUND EQUIPMENT FOR OVER 25 YEARS

!! COMBINED PRICE OFFERS !!

Includes small charge for special testing and **PRECISE MATCHING of the ASSEMBLED PRE-AMPLIFIER (or Amplifier) to TAPE DECK**

STEREO TAPE PRE-AMPLIFIER



MODEL STP-1. For use with current TRUVOX, BRENELL, or COLLARO "STUDIO" 1 and 4 track Stereo Decks. Incorporates Ferro-cube Oscillator, 4 speed Equalisation Signal Level Meter and separate Gain Controls. Includes separate Power Unit.
KIT OF PARTS £22.0.0 **ASSEMBLED £28.0.0**

MULLARD'S TYPE "C" TAPE PRE-AMPLIFIER




Suitable for most 1 track Mono Tape Decks. Incorporates Ferro-cube Push Pull Oscillator and 3 Speed Treble Inductor. Includes separate Power Unit.
KIT OF PARTS £14.0.0 **ASSEMBLED £19.10.0**

MULLARD'S TAPE AMPLIFIER



MODEL HF/TR3
 Based on Mullard's Type "A" design and suitable for most 1 track Mono Tape Decks. Incorporates Ferro-cube 3 speed Treble Inductor and Gilson Output Transformer. Includes separate Power Unit.
KIT OF PARTS £13.13.0 **ASSEMBLED £19.0.0**

STERN'S "ADD-A-DECK"



A self contained Unit consisting of Garrard Deck and matched Pre-amplifier on one chassis. Provides full tape recording facilities and replays through Pick Up Sockets or standard Radio receiver or Amplifier.
PRICE includes Spool of Tape £18.18.0



TUDOR AM/FM TUNING UNIT

A SELF-POWERED HIGH FIDELITY TUNER OF OUTSTANDING DESIGN. PROVIDES FULL COVERAGE of the VHF/FM TRANSMISSION and also the LONG and MEDIUM WAVEBANDS. **PRICE ONLY £19.19.0** Deposit £4 and 12 months £19.4

Operates perfectly with the STERN-MULLARD AMPLIFIERS and contains matching FRONT PANEL in Black/Gold or White/Black. Also operates equally well with any Amplifier requiring input of 100 to 350 mV/Volts.

Mk. 11 "Fidelity" FM TUNING UNIT

An attractively presented Unit incorporating MULLARD PERMEABILITY TUNING HEART and corresponding Mullard valve line-up. Very suitable to operate with our Mullard Amplifiers.
KIT OF PARTS £10.10.0
ASSEMBLED AND TESTED £14.5.0

Full Range of Lustraphone Moving Coil Microphones, Stands and Accessories are in stock



THE "TUDOR" STEREO AMPLIFIER

PRICE £15.0.0 (Carr. free)


A self contained Amplifier designed to provide high quality stereophonic and monophonic reproduction. Each channel provides a rated output of 6 watts and for monophonic operation approx. 12 watts is produced. Separate BASS and TREBLE CONTROLS.

STP-1 (Kit) and "STUDIO" Deck	£39.0.0	Assembled	£46.0.0
STP-1 (Kit) and Brenell Deck	£68.0.0	Assembled	£75.0.0
STP-1 (Kit) and Truvox Deck	£51.0.0	Assembled	£59.0.0
TYPE "C" (Kit) and "STUDIO" Deck	£26.10.0	Assembled	£33.0.0
TYPE "C" (Kit) and BRENELL Deck	£43.0.0	Assembled	£50.0.0
TYPE "C" Assembled and Wearite Deck	£70.0.0	Inc. Head Lift Trans.	
HF/TR3 (Kit) and "STUDIO" Deck	£26.0.0	Assembled	£33.0.0
HF/TR3 (Kit) and BRENELL Deck	£43.0.0	Assembled	£50.0.0
HF/TR3 Assembled and Wearite Deck	£70.0.0	Inc. Head Lift Trans.	

To build a complete TAPE RECORDER we offer HF/TR3 AMPLIFIER STUDIO DECK, PORTABLE CASE, ROLA 10 x 8in. SPEAKER MICROPHONE and 1,200ft. TAPE ALL for £35.0.0.

ALTERNATIVELY WE OFFER...THE COMPLETELY ASSEMBLED and GUARANTEED PORTABLE RECORDER (Model CR3/S) FOR ... £43.0.0.

ARMSTRONG RADIOGRAM CHASSIS



We have the full range in stock. Prices range from £20.10.0. Full details are readily available.

Stereo Amplifiers

MULLARD'S "10 x 10" STEREO AMPLIFIER

A high fidelity design providing up to 10 watts (per channel). Superior reproduction frequency response flat to within 3db from 3 c/s to 60 Kc/s at 50 mW Total Harmonic Distortion at 10 watts 0.1%
Price (a) ASSEMBLED AMPLIFIER (as illustrated) £24.0.0
(b) KIT of PARTS..... £20.0.0



Built to the highest technical standards and presented strictly to MULLARD'S specification. Two specially designed GILSON OUTPUT TRANSFORMERS with 2% taps are used. We can also supply the assembled MAIN AMPLIFIER only for operation with our DUAL CHANNEL PRE-AMPLIFIER; this provides a more versatile installation and is essential if a low output Magnetic Pick-up is to be used. When ordering specify loudspeaker Impedance.

- (a) THE ASSEMBLED MAIN AMPLIFIER and ASSEMBLED DUAL CHANNEL PRE-AMP..... **£34.0.0**
- (b) KIT OF PARTS for both Units..... **£27.0.0**

THE "TWIN THREE" STEREO AMPLIFIER

ASSEMBLED AND TESTED £9.0.0 (Carriage and Insurance 7/6 extra)



Based on a recent design by MULLARD LTD., is ideally suited for use in PORTABLE RECORD PLAYERS for which purpose we offer a specially designed Case. Incorporates MULLARD ECL 86 Valves, separate BASS and TREBLE CONTROLS, and produces up to 3 watts per channel. Frequency response is 40 c/s to 30 Kc/s, size is only 1 1/2in. x 3in. x 5in. To construct a STEREO PORTABLE RECORD PLAYER we offer: Assembled AMPLIFIER with two ROLA 8in. x 5in. LOUD SPEAKERS and PORTABLE CASE for **£16.10.0**

MULLARD DUAL-CHANNEL PRE-AMPLIFIER

A four Valve design for both STEREO-PHONIC and MONOPHONIC operation. Operates equally well with any make of Amplifier requiring an input of up to 250 mV.



KIT OF PARTS £12.10.0 **ASSEMBLED AND TESTED £15.0.0**

CREDIT SALE TERMS ON ALL EQUIPMENT OVER £10

POSTAL ENQUIRIES and MAIL ORDERS TO ... STERN RADIO LTD.
 6-12, TUDOR PLACE, TOTTENHAM COURT RD. LONDON, W1. TEL. MUSEUM 6128/9


DEMONSTRATION and SHOWROOMS AT ... STERN RADIO LTD.
 109, FLEET ST. LONDON, EC4
 TEL. FLEET ST. 5812/3
 OPEN...9 a.m. to 6 p.m. SAT. close 1 p.m.

PREMIER RADIO
 23, TOTTENHAM COURT RD. LONDON, W1. TEL. MUSEUM 6128/9
 OPEN...9 a.m. to 6 p.m. THURS. close 1 p.m.



SEND FOR OUR 1963 COMPONENTS CATALOGUE

48 pages of valves and accessories. Send 1/- in stamps for your copy. Trade catalogue also available for, which please attach your business letter heading.



"MERCURY SIX"
Components Price List for the Printed Circuit Version

COIL SET (OSC. and 3 I.F.s)	22/-
DRIVER TRANSFORMER, Type PW/DT	8/3
OUTPUT TRANSFORMER, Type PW/OT	8/-
FERRITE ROD AERIAL, Type PW/FR	8/6
2-GANG CAPACITOR, Type "OO"	12/6
VOLUME CONTROL, EGEN 10K, S/P SWITCH	6/6
SWITCH	3/6
TRANSISTOR Type Y.C. (set of six)	43/-
XTAL DIODE Type GD9	
SPEAKER	22/5
CASE complete with handle, front grille, studs	25/-
CAPACITORS	17/6
RESISTORS	5/-
TRIMMERS, Type MT-31/4A, 1/3 ea.	3/9
PRINTED CIRCUIT BOARD	14/6
COMPLETE DIAL ASSEMBLY (BOXED)	14/6
HARDWARE (Screws, Nuts, Washers, Spacers, Battery Clips, Aerial Cradle)	5/9
Postage and Packing 2/6	
INSTRUCTION HANDBOOK	2/6
COMPLETE KIT	£9.9.0

Telescopic Aerials

TA1 Nickel 3 1/2 in. closed 14 in. open	3/6
TA2 Nickel 8 1/2 in. closed 38 1/2 in. open	6/6
TA3 Chrome 5 1/2 in. closed 31 1/2 in. open	9/-

Line Cord. 100 ohms per foot. .2 amp 3 way, 1/9 yard. .2 amp 2 way, 1/6 yard.
Co-Axial cable top Quality Semi air spaced.
20 yards coil 10/- post paid
40 yards coil 17/6 post paid
60 yards coil 25/- post paid
Twin Fig.3. Transparent plastic flex, 18/6 per 100 yards.

OUR NEW 60-PAGE
HI-FI CATALOGUE
IS NOW AVAILABLE
SEND
2/6
PLUS 6d. POSTAGE


CHASSIS
Aluminium Undrilled with Reinforced Corner, available in the following sizes:
6in. x 4in. x 2 1/2 in. 4/6 each
8in. x 6in. x 2 1/2 in. 6/3 each
10in. x 7in. x 2 1/2 in. 7/3 each
12in. x 3in. x 2 1/2 in. 5/9 each
12in. x 5in. x 2 1/2 in. 6/9 each
12in. x 8in. x 2 1/2 in. 8/6 each
14in. x 3in. x 2 1/2 in. 6/0 each
14in. x 9in. x 2 1/2 in. 12/- each
16in. x 6in. x 2 1/2 in. 9/3 each
16in. x 10in. x 2 1/2 in. 14/- each

All are four-sided—ideal for radio receivers, amplifiers, power packs, etc.

RECORDING TAPES
Best Quality Good Makes.

STANDARD TYPE		
600ft. on 5in. spool	...	13/6
850ft. on 5 1/2 in. spool	...	18/6
1200ft. on 7in. spool	...	22/6
EXTENDED PLAY TYPE		
900ft. on 5in. spool	...	21/0
1800ft. on 7in. spool	...	37/6
250 ohms Earpiece with Earhanger. 3ft. cord and plug; superpower, 6/- each.		

"PRACTICAL WIRELESS" POCKET TRANSISTOR SUPERHET



The new version in a redesigned cabinet with carrying strap.

COMPONENTS PRICE LIST

Coil Set, (Osc. and 3 I.F.s)	22/-
Driver Transformer, Type PW/DT	8/3
Output Transformer, Type PW/OT	8/-
Ferrite Rod Aerial, Type PW/FR	8/6
Printed Circuit Board	7/6
2 Gang Capacitor, Type "OO"	12/6
Volume Control, Type V.C.1545	8/-
Switch	3/6
Hardware (Screws, nuts, washers, spacers, battery clips, cable cradles, cable studs, cable strapping)	4/-
Transistors, Type YC (Set of 6)	43/-
Xtal Diode, Type GD9	
Speaker	17/10
Case	12/6
Capacitors	15/-
Resistors	5/-
Trimmers, Type MT31/4A (3 required)	3/9
CONSTRUCTION LEAFLET AND "BLOW-UP" CIRCUIT DIAGRAM.	
PRICE FOR THE COMPLETE KIT £7.19.6.	

ALUMINIUM PANELS

For use with our chassis, as front panels base plates, etc. Available in the following sizes:

14 x 9in.	4/- each
12 x 12in.	4/6 each
12 x 8in.	3/- each
10 x 7in.	2/3 each

TRANSISTORS AND DIODES

Transistors	OC75 8/-	OCP71 25/-	OA73 3/-
OC35 18/-	OC77 12/-		OA79 3/9
OC36 21/6	OC73 8/-	Matched Pns.	OA81 2/6
OC44 6/-	OC21 8/-	2xOC72 16/-	OA85 3/-
OC45 6/-	OC84 8/6	2xOC78 16/-	OA91 3/-
OC70 6/6	OC170 9/6	Diodes	OA95 3/6
OC71 5/-	OC171 10/6	OA5 6/-	
OC72 8/-	OC201 31/-	OA10 8/-	Sundry Types
OC73 16/-	OC202 26/-	OA70 3/-	PXA102 4/-

GECSI Audio 3/6
Red Spot 3/6
White Spot 5/-
GEX34 3/-
GEX35 3/-
XD201 1/-

Empty Plastic Tape Spools. 3in., 1 1/6; 5in., 2/-; 7in., 3/-.

Milliammeter. By Sparton of Canada. 0-300 M/A 2 1/2 in. dia., 14/- each.

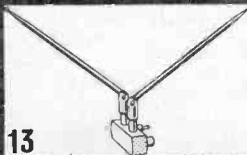


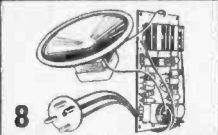

A set of Transistors comprising 1 OC44, 2 OC45, 1 OC81D, 2 OC81, 32/6 set.
Set of Audio Transistors, 1 x OC81, 2 x OC81, Driver Matched Pair, 15/6 set.



103 LEEDS TERRACE
WINTOUN STREET
LEEDS 7

TERMS: Cash with Order or C.O.D. Postage and Packing Charges extra. Single valves 9d., Minimum Parcel Post charges 2/-. Please include sufficient postage with your order. Minimum C.O.D. fees and postage 3/6. These Postal Rates apply to U.K. only. For full terms of business see inside cover of catalogue. Personal shoppers 9 a.m. to 5 p.m. Mon. to Friday, Saturday 10 a.m. to 1 p.m.

Just a few of our BARGAINS



1. **SUPER 5 TRANSISTOR POCKET RADIO INCORPORATING PRINTED CIRCUIT & MINI-EARPIECE.** No Aerial or Earth required 4 1/2 x 3 1/2 x 1 1/2 in. Output 200 m.W. 5 first quality transistors. High flux moving coil speaker, M/L Internal high gain ferrox aerial. £2.18/6. P. & P. 3/6. Circuit diagram 1/6, free with parts. All parts available separately.
2. **TRANSISTORISED POCKET RADIO** with printed circuit, mini-earpiece, high gain ferrox slab aerial. No aerial or earth required. To build yourself for completely personal listening. 4 1/2 x 3 1/2 x 1 1/2 in. Luxembourg in favourable areas. Only 21/- P. & P. 2/6. All parts available separately.
3. **A.C./D.C. POCKET MULTI-METER KIT.** 2in. moving coil meter scale, calibrated in A.C./D.C. volts, ohms and milliamperes. Voltage range A.C./D.C. 0-50, 0-100, 0-250, 0-500. Milliamperes 0-10, 0-100. Ohms range 0-10,000, 0-100,000, 19/6. P. & P. 2/- Wiring diagrams 1/-, free with parts.
4. **SIGNAL GENERATORS.** Cash £7.5.0, or 20/- deposit and 6 monthly payments of 21/6. P. & P. 5/6. Coverage 100 kc/s to 100 Mc/s on fundamentals and 100 Mc/s to 200 Mc/s on harmonics. Case 10 x 6 1/2 x 5 1/2 in. Three miniature valves and Metal Rectifier. A.C. mains 200/250 v. Internal modulation of 400 c.p.s. to a depth of 30 per cent. Modulated or unmodulated R.F. output continuously variable 100 millivolts. C.W. and mod. switch, variable A.F. output. Magic eye as output indicator. Accuracy 2 per cent.
5. **SIGNAL GENERATORS.** Cash £5.5.0. P. & P. 5/6. Coverage 120 kc/s to 84 Mc/s. Case 10 x 8 1/2 x 4 1/2 in. Size of scale 6 1/2 x 3 1/2 in. 2 valves and rectifier. A.C. mains 230-250 v. Internal modulation of 400 c.p.s. to a depth of 30 per cent, modulated or unmodulated switch variable A.F. output and moving coil output meter. Accuracy ± 2 per cent.
6. **STAAR 45. 9 v. BATTERY RECORD PLAYER** complete with pick-up and deck. A completely portable player. Head protected by plastic dome with a brush which cleans the stylus as it rises into playing position. 45 r.p.m. Auto on/off switch governed motor, attractive two tone grey finish, £2.8. P. & P. 2/-.
7. **CARRYING CASE FOR STAAR 45 or COMPLETE KIT** beautifully styled in two tone with record compartment. Specially designed to take player and amplifier. Just screw in and connect up. All parts available separately. Case only 22/6. P. & P. 4/- Complete kit £5.10.0 P. & P. 5/-.
8. **TRANSISTORISED AMPLIFIER,** suitable STAAR 45. Output 1 watt. Size 4 1/2 x 2 1/2 in. Printed circuit, tone/volume controls plus 4 transistors. Push-pull output complete with 3in. moving coil speaker. Built and tested, 49/6. P. & P. 2/-.
9. **CHANNEL TUNER I.F.** 16-19 Mc/s. Continuously tunable from 174-216 Mc/s. Valves required—PCF80 and FCC84 (in series). Cover BBC and ITA ranges. Also Police, Fire and Taxis, etc. Brand new by famous maker, 10/- P. & P. 3/-.
10. **B.S.R. MONARCH UA14 WITH FUL-FI HEAD.** 4-speed, plays 10 records, 12in., 10in. or 7in. at 16, 33, 45 or 78 r.p.m. Interlocks 7in., 10in. and 12in. records of the same speed. Has manual play position: colour brown. Dimensions: 12 1/2 x 10 1/2 in. Space required above baseboard 4 1/2 in. below baseboard 2 1/2 in. Fitted with Ful-Fi turnover crystal-head, £5.19.6. P. & P. 5/6.
11. **POCKET MULTI-METER.** Size 3 1/2 x 2 1/2 x 1 1/2 in. Meter size 2 1/2 x 1 1/2 in. Sensitivity 1,000 O.P.V. on both A.C. and D.C. A.C. and D.C. volts 0-15, 0-150, 0-1,000. D.C. current 0-150 mA. Resistance 0-100K Ω Complete with test prods, battery and full instructions, 35/- Plus 1/6 P. & P.
12. **8-watt PUSH-PULL 4 VALVE AMPLIFIER** plus METAL RECTIFIER. A.C. mains 200-250 v. Size 10 1/2 x 6 1/2 x 2 1/2 in. 5 valves. For use with all makes and types of pick-up and mike. Negative feed back. Two input, mike and gram, and controls for same. Separate controls for Bass and Treble lift. Resonance flat from 40 cycles to 15 kc/s. 2 dB down to 20 kc/s. Output 8 watts at 5 per cent total distortion. Noise level 40 dB down all hum. Output transformer tapped for 3 and 15 ohms speech coils. For use with std. or L.P. records, musical instruments such as guitars, etc. Suitable for small halls. £3.19.6. P. & P. 2/- Crystal mike to suit 15/- P. & P. 2/- 3in. P.M. Speaker to suit, 12/6. P. & P. 2/-.
13. **INDOOR AERIAL FOR ITV/BBC/FM.** Complete with standard co-axial plug. Heavy chrome extending dipoles—7ft. fully extended. Plugs straight into T.V. or VHF Tuner. Fully directional, 10/6. P. & P. 1/6.
14. **NO MORE FLAT BATTERIES.** Charge your own battery overnight with this wonderful little charger. Output 6 and 12 volts, 2 amps. Input 200-250 v. A.C. mains. Mains fuse incorporated. Attractive silver hammer finished case, 6 x 3 x 3 in. Complete with leads and battery clips only 21/- P. & P. 8/6.

RADIO & T.V. COMPONENTS
[ACTON]
LIMITED

21b HIGH STREET
ACTON, LONDON, W.3.

ALL ENQUIRIES S.A.E.
GOODS NOT DESPATCHED OUTSIDE U.K.

Brand new, individually checked and guaranteed

VALVES

AC/P4 6/-	DL94 6/-	EP71 6/6	PEN45 4/6	YMP4G 12/-	6AJ7 3/-	6SJ7Y 6/6	42	5/-	6065 8/-
AL63 6/-	DL96 7/6	EP72 5/-	PEN46 5/-	VP23 3/-	6AK5 5/-	6SK7 5/-	38	4/-	6120 4/-
AR8 6/-	EA50 1/6	ESU208 6/-	PEN65 6/6	VP41 5/6	6AK6 6/-	6SL7GT 6/6	58	6/-	6516 8/-
ARD5 2/-	EABC80 7/3	EY51 8/-	PEN220A 3/-	VR99 8/-	6AK7 6/-	6SN7GT 4/6	59	6/-	7193 1/6
AR3 3/-	EAC91 3/6	EY86 8/-	PL36 10/6	VR105/305/6	6AM5 5/-	6SQ7 6/-	75	5/6	7473 3/-
AR4 3/6	EB34 1/6	EY91 3/-	PL81 9/-	VR150/30 6/-	6AM6 4/-	6SS7 3/-	76	5/-	8013A 25/-
AR12 3/-	EB33 7/6	EZ40 7/6	PL82 8/-	VT4C 25/-	6AQ5 7/-	6V6G 4/-	77	6/-	9001 3/-
AR21 7/-	EB41 7/6	EZ80 6/9	PL83 8/-	VU39 6/-	6AT6 5/-	6V6GT 6/-	78	7/-	9002 5/6
AR24 3/6	EC52 8/-	EZ81 6/9	PT15 10/-	W31 7/-	6B7 5/-	6X4 5/-	80	5/6	9003 6/-
AR24 3/6	EC90 5/-	EZ80 6/9	PT25H 7/6	X66 8/-	6BB8 2/6	6X5GT 4/6	81	9/-	9004 2/6
AR34 4/-	EC52 8/-	EZ81 6/9	PX4 19/-	Y63 5/-	6BA6 5/6	6Y6G 6/-	82	8/-	9006 2/6
ARTH2 7/-	EC70 10/-	FV44/500 6/6	PX25 9/-	Y65 4/-	6BR7 12/-	6Z4 5/-	84	8/-	
ARTP1 6/-	EC90 20/-	GI/236G 9/-	PY32 12/-	Y66 8/-	6C4 2/6	787 7/6	85A3 15/-		
ATP4 2/9	EC91 3/-	GI20/1B 9/-	PY80 6/9	Z31 6/-	6C5 6/-	7C6 7/-	89	6/-	Cathode Ray Tubes
ATP7 5/6	EC88 5/6	GL450 10/-	PY81 7/-	IA3 3/-	6C6 7/-	7C7 5/-	210VPT		ACR11 15/-
AU1 5/-	EC82 6/6	GL464 10/-	PY82 7/3	IASGT 5/-	6C6G 5/-	7H7 7/3	7-pin	2/6	ACR13 50/-
AU4 5/-	EC83 7/-	GZ32 3/-	PY83 7/3	ICSGT 7/6	6C8G 5/-	7Q7 7/-	220TH	4/-	CV995 15/-
AU7 50/-	EC84 7/-	H63 7/1	QP21 6/-	IE7G 7/6	6D6 6/-	7V7 5/-	250TH	6/9	CV1596 6/-
AW3 4/-	EC85 8/-	HK54 5/-	QP25 5/-	IG6GT 6/-	6F5G 5/3	7Y4 5/-	350B	8/-	(O91) 55/-
AZ31 7/-	EC91 4/-	HL23 6/-	QV95/10 6/9	IL4 3/-	6F6G 6/-	7Z4 4/-	368A	5/-	E4103/B4
BS4A 5/6	ECF80 10/6	HL23DD 6/-	QV04/7 7/-	ILD5 5/-	6F7 5/-	8D2 2/6	393A	15/-	
BT45 15/-	ECF82 8/-	HVR2 12/6	R3 8/-	IR5 6/-	6F8G 5/-	9D2 3/-	705A	15/-	3FP7 25/-
BT9B 20/-	EC81 7/6	KRN2A 19/-	R3/10 4/-	IS4 5/-	6F12 4/6	12A6 2/6	715B	60/-	5BP1 35/-
BT83 22/6	ECL80 7/6	KT8 22/6	REL21 25/-	IS5 5/6	6F13 5/-	12AH7 6/-	717A	8/6	5CP1 42/6
CV54 5/-	ECL82 8/6	KT32 8/-	RK34 2/6	IT4 4/-	6F33 3/6	12AU6 9/-	803	22/6	5F7 45/-
CV7 3/-	EF36 3/6	KT33C 4/-	RX235 10/-	IW4/500 6/6	6G6G 2/6	12AU7 6/6	805	30/-	5FP7A 25/-
CV102 1/-	EF39 4/-	KT44 6/3	SP2 3/6	2A3 5/-	6H6M 1/6	12AX7 7/-	807 (selec- tcd)	5/6	VCR97 22/-
CV4014 8/-	EF50 1/6	KT63 5/-	SP4 2/6	2A5 6/-	6J5 3/6	12C8 3/-	807BR	5/-	VCR138 30/-
CV4015 7/-	EF70 4/-	KT76 14/-	SP61 2/-	2A6 7/-	6J5G 3/6	12E1 20/-	808	8/-	VCR139A
CV4025 10/-	EF73 6/-	KTW61 6/-	STV280/40	2C34 2/6	6J6 3/6	12H6 2/-	808	8/-	
CV4026 40/-	EF80 5/6	KTW62 6/-	STZ280/80	2C43 42/6	6J7G 5/-	12J5GT 3/6	813	80/-	Photo Tubes
CV31 6/-	EF85 6/6	KTZ41 6/-	50/-	2X2 4/-	6K6GT 6/-	12K7GT 4/6	813	60/-	CMG8 9/-
DI 1/6	EF86 7/6	KTZ63 8/-	50/-	3A4 5/-	6K7G 2/-	12K8M 7/6	815	40/-	GS16 12/6
D41 3/3	EF89 7/-	LP2 10/-	50/-	3B24 5/-	6K7GT 4/9	12SA7 7/6	816	30/-	
D77 4/3	EF91 3/6	MH4 3/6	50/-	3E29 50/-	6K8G 5/9	12SC7 4/-	829A	30/-	Special Valves
DA30 12/6	EF92 3/-	ML4 4/-	50/-	3E29 50/-	6K8M 8/6	12SH7 3/-	832B	50/-	2J31 45/-
DAF70 35/-	EF95 5/-	ML6 6/-	50/-	(829B) 60/-	6L5G 6/-	12SJ7 5/-	832A	35/-	3A/1481 45/-
DAF91 6/-	EF183 9/-	MS/PEN 6/-	50/-	3Q4 6/-	6L6 9/-	12SK7 3/6	843	7/4	3J192/E
DAF96 7/6	EF184 9/-	OB3 7/-	50/-	3S4 5/-	6L6G 6/-	12SK7GT 3/6	866A	14/-	£37.10
DD41 4/-	EL32 3/9	OC3 5/6	50/-	3V4 6/-	6L7G 4/6	12SL7 5/9	900	0/-	4J31 £35
DET5 15/-	EL33 7/-	OD3 6/-	50/-	5R4GY 9/-	6L34 4/6	12SN7 5/9	954	4/-	4150 £35
DET19 3/6	EL35 6/-	OZ4 4/-	50/-	5U4G 5/-	6LD20 5/9	12SR7 5/-	956	2/6	5D21 £3
DET20 2/6	EL41 8/-	PCC84 7/-	50/-	5V4GT 8/-	6N7 6/-	12Y4 2/-	956	2/-	723A/B 50/-
DF39 7/6	EL42 8/-	PCC85 8/-	50/-	UABC80 8/-	6N7G 5/9	14L7 7/1	957	5/-	725A 30/-
DF72 4/-	EL48 7/-	PCF80 7/-	50/-	UACH42 7/6	6Q7G 6/-	15D2 6/-	958A	6/-	726A 27/6
DF91 4/-	EL91 4/6	PCF82 8/-	50/-	UBF80 8/6	5Y3GT 6/-	20A2 17/6	1616	3/-	ACT6 160/-
DR6 7/6	EM80 8/-	PCL82 8/6	50/-	UL11 5/-	5Z4G 8/6	21B6 9/-	1619	5/-	CV193 20/-
DK96 7/3	EM84 9/-	PCL83 10/-	50/-	UL12 5/-	5Z4G 7/-	25L6GT 7/9	1625	6/-	CV238 70/-
DL92 6/-	EN31 10/-	PCL84 9/-	50/-	UL41 7/-	6A87 5/-	25L6GT 7/9	1626	4/6	CV980 3/-
			50/-	UL84 7/6	6AC7 3/-	35L6GT 8/-	1629	4/6	KR6/3 70/-
			50/-	UO9 5/6	6AG5 3/-	35T 17/6	4043C	13/6	LS7B 30/-
			50/-	UY41 6/-	6AG7 6/-	35Z4GT 7/6	4063	8/-	WL417A
			50/-	UY85 6/6	6A15 0/6	37 4/-	6064	10/-	15/-

AND MANY OTHERS IN STOCK, INCLUDING CATHODE RAY TUBES AND SPECIAL VALVES. *All U.K. Orders below £1. 1/- P. & P. 2/- over £1. Overseas Postage extra at costs.

BRAND NEW ORIGINAL SPARE PARTS FOR AR88 RECEIVERS.

Please write your requirements. **MARCONI RECEIVER TYPE CR 100/2** tested and aligned £32.10. Carr. £1. **TELEPHONE HANDESET.** Standard G.P.O. type. New 12/- P. & P. 2/-.

C.O.N.N.E.C.T.O.R.S F.O.R.T.C.S. RECEIVER, TRANSMITTER AND REMOTE CONTROL, with original plugs on both ends. New £1.17.6 each P. & P. 2/6.

SPECIALIY BUILT POWER PACK for TCS receivers, 230 volts A.C. mains, including 6X5GT valve, £3.10.0. Carr. 5/-.

R.109 RECEIVER. Covering 2-8 Mc/s. 6 v. D.C. with set of spare valves and carrier. Brand new in original packing case. £6.18.0 including delivery in U.K.

R.109A RECEIVER. Covering 2-12 Mc/s., £7.18.0.

"CONNECT AND FORGET—CANNOT OVERCHARGE"—"ESS-TRON" MARK AUTOMATIC BATTERY CHARGER. Initial charging rate 6-7 amps. The charging rate automatically adjusts itself to the charge in the battery. Automatic current and voltage control. Patented application of magnetic amplification to battery charging. Indicator lights show battery fully charged, receiving charge, incorrectly connected or faulty cells. Mains voltage 200/250 v. Built for 6 or 12 v. batteries. Measurements 7 x 5 x 5 1/2 in. Weight 8 1/2 lb. Price £7.19.6. P. & P. 3/6.

53 TRANSMITTER SPARES. Full range. Price list on application.

H.R.O. Senior. Table Model. In excellent, fully checked, and tested condition (without coils and power pack), £15.10.0. As above but rack mounted model, £14.10.0.

Individual frequency coils for above £1 each set or set of 9 £8. Either model carriage £1.10.0.

Power pack for above. British made, A.C. 110/200/250 v., 5/9.6. Postage 4/-.

CARBON INSET MICROPHONE, G.P.O. type, 2/6. P. & P. 1/6.

COLLINS VARIABLE CONDENSERS. Size 3 1/2 x 1 1/2 in. 250pF. Ideal TX Pi output circuits. 8/6. P. & P. 1/6.

80W 12V PETROL DRIVEN CHARGING SETS. Very compact, in fully guaranteed condition, £12.10.0, Carr. £1.

RE-ENTRANT LOUD HAILERS. 500 ohms, approx. 20w. £6.10.0. Carr. 10/-

AERIALS 11ft. long. 2ft. long when folded, 15/- P. & P. 2/-.

R.107 COMMUNICATION RECEIVER. 1.2/17 mcs. 9 valves. "Wide" and "narrow" band switch. AVC and BFO, with internal speaker. 100/250 v. A.C. and 12 v. D.C. Meas: 24 x 13 x 17 in. Price £13.10.0. Carriage 20/-.

DOUBLE BEAM OSCILLOSCOPE TYPE 13. 4 1/2 in. screen. Time base 2 C/5-1mc/s. Calibration markers 1 microsec/10 microseconds, Y2 attenuation. 115/230 v. A.C. In excellent checked condition £27.10.0. Carriage £2/-

R.209 RECEPTION SET. A 10-valve high-grade Superhet Receiver with facilities for receiving R/T (A.M. or F.M.) and C.W. frequency 1 Mc/s to 20 Mc/s. Hermetically sealed. Built on miniature valves and incorporating its own vibrator power supply unit driven by a 6 v. battery (2 point connector included). The set provides for reception from rod, open-wire or dipole aerial with built-in loudspeaker or phone output. Dimensions: Length 12in., width 8in., depth 9in. Weight 23lb. In as new, tested and guaranteed condition, £23.10.0, including special headphone and supply leads. Carr. £1.

RECEIVER TYPE R.206. Frequency 0.55 Mc/s to 30 Mc/s in 6 bands. 100-250 v. A.C. or 12 v. D.C. Loudspeaker in power supply unit. High performance superheterodyne, eleven valves including a separate local oscillator valve, beat oscillator valve and two valves (Amplifier and Detector) in the A.B.C. system. In very good condition £20.10.0, including power pack. Carriage and Packing 15/-.

P. C. RADIO LTD.
170 GOLDHAWK ROAD, W.12
Shepherd's Bush 4946

SURBITON PARK RADIO LTD.

FOR POST HASTE—POST FREE SERVICE

MARTIN RECORDERKITS

HALF TRACK

B.S.R. TD2 Monardeck, latest model 5 1/2 in. spool	£9.80
Deposit £1.00 and 9 monthly	£1.10
Tape Amplifier for B.S.R. deck, printed circuit ready wired with ECX38, EM82, EM85 and E781. Complete with all plugs, sockets, panels, knobs, etc. The whole amplifier mounts on to the deck, making a self-contained unit	£8.80
Deposit £1.00 and 8 monthly	£1.10
Case with 7 in. x 4 in. speaker, in two tone grey	£4.40
Complete Kit as above	£22.00
Deposit £2.40 and 12 monthly	£18.2
The above recorder can be supplied assembled, tested and complete with tape and microphone for	£25.00
Deposit £2.10 and 12 monthly	£21.8
Collaro Studio Deck, Very latest model 3 speeds 7 in. spools	£12.10
Deposit £1.50 and 12 monthly	£10.8
Tape Amplifier for Studio deck, with ready wired printed circuit control and input panels, mains and output transformers. Complete with valves, knobs, panels, screws, etc. E185, ECX38, EM84, E281, OASI and 2 EL84, 3 watta output, magic eye, radio and mic. inputs, EX L/S socket, tone and monitor controls. Can be used as an amplifier	£11.10
Deposit £1.40 and 12 monthly	19/-
Case for above including 9 in. x 5 in. speaker	£5.50
Total kit as above	£20.00
Deposit £2.10 and 12 monthly	£18.2
We can offer the above recorder, complete with tape and microphone, in a De Luxe two tone grey cabinet, assembled for	£25.00
Deposit £3.10 and 12 monthly	£21.82
This Machine is listed at 39 gns. by makers and is a very good buy. Building instructions available at 2/6 each kit (refunded if kit bought)	

QUARTER TRACK

B.S.R. TD2	£11.10
Deposit £1.40 and 12 monthly	19/-
Tape Amplifier as over, but quarter track	£9.80
Deposit £1.00 and 9 monthly	£1.10
Case, two tone grey, with speaker	£4.40
Complete Kit as above	£25.00
Deposit £2.10 and 12 monthly	£21.8
Collaro Studio Deck, 4 track	£17.17
Deposit £1.18.6 and 12 monthly	£19.5
Tape Amplifier, as over, but 4 track	£12.10
Deposit £1.7.0 and 12 monthly	£10.8
Case with 9 in. x 5 in. speaker	£5.50
Complete Kit 4 track Collaro	£35.00
Deposit £3.10.0 and 12 monthly	£21.82
Tape Pre-amplifier for Collaro deck, with power supplies, ECX38, ECL52, E280 and EM85. Radio and Mic. sockets, gives an squashed output of 400 m/Volts	
Half Track	£8.80
Deposit £1.00 and 8 monthly	£1.10
Quarter Track	£8.90
Deposit £1.00 and 9 monthly	
Marriott Tape Heads, 4 track type L/RP8/7 and L/ES/9 Record/Playback and Erase with mounting bracket for Studio deck	£4.40
Pair Complete (Marriott list price is £8.14.0)	£4.40
Marriott 2 track type L/R/P/7 Record/Playback only with bracket for studio deck, Ideal 3rd head	£12.8
Pressure and studio deck only	4/0
Brenell Mk. 5 deck, 4 track, 4 speeds	£28.0
Deposit £3.1.6 and 12 monthly	£28.87
Brenell Mk. 5 Amplifier, with power	£24.00
Deposit £2.8.0 and 12 monthly	£1.18.10

JASON F.M. TUNERS

FMT1, complete with valves	£61.78
Deposit £1.1.0 and 6 monthly	£12.9
FMT2, complete with valves, Less Power	£71.78
Deposit £1.0.0 and 7 monthly	£12.6
FMT2, complete with valves, Self powered	£91.50
Deposit £1.0.0 and 9 monthly	£11.8
FMT3, complete with valves, Less power	£91.26
Deposit £1.0.6 and 9 monthly	£11.4
FMT3, complete with valves, Self powered	£12.00
Deposit £1.4.0 and 12 monthly	19/10
Power pack kit ready drilled chassis for FMT1, etc. The instruction books are included in all kits but are otherwise 2/6.	£21.26
JIV/2, switched F.M. and TV. Sound self powered. All valves	£14.15
Deposit £19.6 and 12 monthly	£14.5
Mercury 2 as JTV/2 but less power, with all valves	£101.50
Deposit £11.6 and 12 monthly	17/10
The instruction book is again included but is otherwise 3/6 each. All the above units are available ready built and aligned. Price on request.	

RADIO TUNERS

Armstrong T4 C. V.H.F. Tuner self powered	£17.10
Deposit £11.9 and 12 monthly	£1.95
Armstrong ST3 Mk2, AM/FM self powered	£25.12
Deposit £2.13.0 and 12 monthly	£2.24
Armstrong AF208 AM/FM Radio chassis, Bass and Treble controls, P.U. inputs etc.	£21.40
Deposit £2.0.0 and 12 monthly	£11.10
Armstrong Jubitee Mk2, AM/FM Push-pull output stage, Bass and Treble	£28.50
Deposit £2.16.0 and 12 monthly	£2.6.11
Armstrong Stereo 55, AM/FM Radio chassis, with stereo gram, Bass and Treble etc.	£29.18
Deposit £2.8.8 and 12 monthly	£2.9.5
Armstrong Stereo 12 Mk2, AM/FM Radio chassis, Stereo gram, Push-pull output	£40.50
Deposit £4.0.6 and 12 monthly	£3.6.11
Brass escutcheon available for AF208 and Jub. Mk2	7/6
Pye HFT109, ER Tuner self powered	£28.12.6
Deposit £2.8.6 and 12 monthly	£1.19.0
Pye HFT113, AM/FM Tuner self powered	£28.70
Deposit £2.18.6 and 12 monthly	£2.6.11
Quad F.M. Tuner un-powered	£24.18.9
Deposit £2.13.3 and 12 monthly	£2.1.1

AMPLIFIERS (MONO)

Linear L45 Three valve amplifier	£51.96
Linear Diatonic Five valve, push-pull	£12.12.0
Deposit £1.7.0 and 12 monthly	£10.8
Linear Concord 30 watt with case	£18.00
Deposit £1.16.0 and 12 monthly	£19.10
Tripletons Hi Fi Major, with Pre-amp	£15.18.9
Deposit £1.15.3 and 12 monthly	£1.6.1
Pye Mozart, including Pre-amp, 10 watt	£25.40
Deposit £2.10.8 and 12 monthly	£2.1.11
Leak TL 12, Main amp, only 10 watt	£18.18.0
Deposit £2.0.6 and 12 monthly	£1.11.1
Leak Variolope 111 Pre-amplifier	£15.15.0
Deposit £1.11.8 and 12 monthly	£1.6.1
Quad Main amp, only 15 watt	£22.10.0
Deposit £2.5.0 and 12 monthly	£1.17.4

AMPLIFIERS (STEREO)

Dulci AC202, integrated	£12.12.0
Deposit £1.7.0 and 12 monthly	£1.0.8
Dulci GA505, integrated	£13.18.0
Deposit £2.0.6 and 12 monthly	£1.11.1
Rogers Cadet Mk2, with Pre-amplifier	£25.10.0
Deposit £2.11.0 and 12 monthly	£2.2.4
Leak Stereo 20 Main amplifier	£30.9.0
Deposit £3.4.6 and 12 monthly	£2.10.3
Leak Variolope 111 Stereo Pre-amplifier	£25.00
Deposit £2.10.0 and 12 monthly	£2.1.6
Quad 22 Stereo Control unit, Pre-amplifier	£25.00
Deposit £2.10.0 and 12 monthly	£2.1.6

GRAMOPHONE UNITS

B.S.R. UA14 TCS cartridge	£61.96
Deposit £1.0.0 and 6 monthly	£1.3.3
Garrard Autoslim Mono cartridge	£27.10
Deposit £1.1.0 and 7 monthly	£1.2.8
Garrard Autoslim De Luxe Mono cartridge	£11.90
Deposit £1.1.9 and 8 monthly	£1.4.9
Philips AG1018 with Stereo Cartridge	£12.12.0
Deposit £1.7.0 and 12 monthly	£1.0.8
Decca Deram Arm only	£5.50
Decca Deram Transcription cartridge	£24.14.6
Decca Deram Auto cartridge	£313.6*
Goldring G155, with arm, less cartridge	£15.19.8
Deposit £1.12.0 and 12 monthly	£1.6.6
Goldring '88' Transcription, no pick up	£17.14.0
Deposit £1.19.0 and 12 monthly	£1.9.0
Goldring G155K as G155 but less P.U. arm	£13.1.7
Deposit £1.7.2 and 12 monthly	£1.1.6
Garrard 4HF with Mono cartridge	£17.00
Deposit £1.14.0 and 12 monthly	£1.8.2
Garrard Lab: Type 'A' Auto-changer, Mono	£19.14.9
Deposit £1.19.6 and 12 monthly	£1.12.9
Garrard 301 Strobe	£20.12.2
Deposit £2.3.2 and 12 monthly	£1.14.0
Garrard 301 Strobe	£22.00
Deposit £2.4.0 and 12 monthly	£1.16.6

LOUDSPEAKERS

Goodmans Axiette 8	£55.7
Goodmans Axiom 10	£65.11
Goodmans Axiom 201	£10.7.0
Deposit £1.1.0 and 8 monthly	£15.9
Goodmans 3K/20/1L Tweeter with cross over	£7.00
Wharfedale RS12/DD 12 in. full range	£11.10.0
Deposit £1.7.8 and 9 monthly	£1.4.9
Whiteley Electrical W. B. H. F. 1012 10 in.	£4.7.6

48 SURBITON ROAD, KINGSTON-UPON-THAMES, SURREY

Established over 30 Years

Telephone KIN 5547

We pay all postage and insurance. All orders despatched same day. Money refund guarantee. Hours: 9 a.m.—6 p.m. (1 p.m. Wednesday). We do not close for lunch. Open all day Saturday.

Volume Controls 80 ohm COAX

Linear of Log Tracks Semi-air spaced 1in. Long spindles. Midget Stranded core. 40 yds. 17/8 6d.yd. 5 K ohms to 2 Meg. 90 yds. 25/- 1/8, 3/-; D.P., 4/6; Stereo 1/810/6; D.P. 14/8

TELESCOPIC CHROME AERIALS. 13in. extending to 43 in. 8/9 ea. Coax Adaptor Plug, 1/6 extra. **TRIPLEXERS** Bands I, II, III. 12/6
COAX PLUG 1/- **LEAD SOCKET** 2/-
PANEL SOCKETS 1/- **OUTLET BOXES** 4/-
BALANCED TWIN FEEDER yd. 8d. 80 or 300 ohms. **DIFFO SCREENED** per yd. 1/6. 80 ohms only. **Wirewound Ext. Speaker Control**, 10Ω 3/-, 25Ω 6/6.
WIRE-WOUND P.O.S. 3 WATT. Pre-set Min. TV Types. All values to 10 ohms to 25 K. 3/- ea. 30 K. 50 K. 100 K. 200 K. to 2 meg. 3/-
WIRE-WOUND 4 WATT P.O.S. Long spindle. Value. 50 ohms to 50 K. 6/6; 100 K. 7/6.
PHILIPS TRIMMERS, 0-10 pF. 3-30 pF. 1/8.
TRIMMERS, Ceramic. 30. 50. 70 pF. 9d.; 100 pF. 15d. 1/3; 200 pF. 1/6; 500 pF. 7/8 1/8. 1/8.
TV etc. TRIMMER, 1000 pF. with knobs. 2/-.
RESISTORS. Preferred values. 10 ohms to 10 meg. 1/4 w., 4d.; 1/2 w., 6d.; 1 w., 8d.; 2 w., 1/-.
High Stability. 1/2 w., 1/-, 2/-. Preferred values 10Ω to 10 meg. **Ditto** 5% 10Ω to 2 meg., 9d.

5 watt { **WIRE-WOUND RESISTORS** } 1/8
 10 watt { 10 ohms-10,000 ohms } 2/-
 15 watt { } 3/-
 12.3K to 47K 10 w. } 2/-

AMERICAN "BRAND FIVE" PLASTIC RECORDING TAPE

Double Play 7in. reel, 2,400ft.	60/-	Spare 5in. reel, 1,200ft.	37/6
Long Play 7in. reel, 1,800ft.	35/-	Reels 3in. reel, 1,200ft.	23/8
Standard 7in. reel, 1,200ft.	25/-	5in. reel, 900ft.	18/8
	16/-	7in. reel, 600 ft.	16/-

7in. 2/8
5in. 2/5
7in. 2/8
7in. 2/8

"Instant" Bulk Tape Eraser and Head Defluxer, 200/250 v. A.C. 27/6. Leaflet with full details, S.A.E.

CRYSTAL SET BOOKLET, 1/-
CRYSTAL DIODE 0.1, 2/- GEX34, 4/-, OA51, 3/-
HIGH RESISTANCE PHONES, 4,000 ohms, 16/-
SWITCH CLEANER, Fluid squirt sprout, 4/6 tin.

HIGH GAIN TV PRE-AMPLIFIERS BAND I B.C.
 Tunable channels 1 to 5. Gain 18dB. ECC84 valve. Kit price 29/6 or 49/6 with power pack. Details 6d. (PCC84 valves if preferred). Coils only 9/6
BAND III I.T.A.—Same prices. Tunable channels 8 to 13. Gain 17dB. Circuit and Coils only. 9/6.

1/16in. Paxolin Panels, 10 x 8in., 2/-.
Miniature Contact Cooled Rectifiers, 250 V 50mA, 7/6; 250V 60mA, 8/6; 250V 85mA, 9/6; Selenium Rect., 300V-85mA, 5/-
 TV etc., Silicon sub., Min. Rectifier, 125V, 300 mA, 6/6; 250V, 300mA, 14/6.
 RM4, RMS, 14A100, 14A116, 10/- each FC31, 25V.
Coils Wearite "P" type, 3/- each.
Osmor Midget "Q" type, adj. dust core, from 4/- each. All ranges, List S.A.E.
Teleton D.W.R.T. L. and Med. T.R.F. with reaction, 4/-, Med. wave D.R., 3/6.
Ferrite Aerials, M. 8/9; M. and L., 12/6.
Osmor Ferrite Rod Aerials, L. and M. for transistor circuits, 10/- each.
Ferrite Rods, 3 x 1in., 3/-.
H.F. Chokes, 2/6. Osmor OC1, 6/9.
T.R.F. Coils, A.H.F. 7/- pair; HAX, 3/-.
Repanco DRR2, 4/-, DRX1, 2/6.
Radio Screwdriver, 5in., 6d.
Neon Mains Tester Screwdriver, 5/-
Solder Radlograde, 4d. yd., 1lb. 5/-
Black Craekle Paint, Air drying, 3/- tin.

Aluminium Chassis, 18 s.w.g. Plain undrilled, 4 sides, riveted corners. Lattice fixing holes, 2in. sides, 7 x 4in. 4/8; 8 x 7in. 5/9; 11 x 7in., 6/8; 13 x 9in., 8/8; 14 x 11in., 10/6; 15 x 14in., 12/6.
Aluminium Panels, 18 s.w.g., 12 x 12in. 4/8; 14 x 9in., 4/-; 12 x 8in., 3/-; 10 x 7in., 2/3; 8 x 6in., 2/-.

"6 + 1" TRANSISTOR RADIO MEDIUM AND LONG WAVE KIT
 First class components to make a 6 transistor 2 waveband superhet chassis. Ideal for portable or table radio. All parts including BVA transistors, ferrite aerial, with car aerial coil, printed circuit, 8in. x 2 1/2in., but EXCLUDING speaker and cabinet.
Speakers, 35 ohms, 7 x 4 in. 21/- £4.50
 5in., 17/6. 3in., 15/6.

BULGIN PLUGS AND SOCKETS. Non-reversible P74. 2-pin. 4/3; P73. 3-Pin. 4/6; P194. 9-pin. 5/6. **JACKS**. English open circuit, 2/6. Closed circuit, 4/3. Grundig type, 3 pin. 1/8. Grundig lead jack, 3/6. **JACK PLUGS**. English, 3/-; Screened, 4/-; Grundig, 3 pin. 3/6.

ALADDIN FORMERS and cores, 1in., 8d.; 1in. 10d. 0.3in. **FORMERS** 5937 or 8 cans TV1 or 2, 1in. sq. x 2 1/2in. or 1in. sq. x 1 1/2in., 2/- with cores. **SLOW MOTION DRIVES**, 8/-, 1, 2/3.
SOLOIN IRON, 25W, 200V or 230V, 24/-.
ANTEX SUB-MIN IRON 15w, 200 or 240 v., 29/6.
BENCH STAND for above, 12/6.

JASON FM TUNER COIL SET 29/-. H.F. coil, aerial coil, oscillator coil. Two i.f. transformers 10.7 Mc/s. detector transformer, heater choke. Circuit book using four 6AM6, 2/6.
Complete Jason FM11 Kit. Jason chassis with calibrated dial, components and 4 valves. £6.5.0.
Power pack 29/6 extra.
Model FM12 with new shelf cabinet, 5 valves & power pack £10.

MAINS DROPPERS. Midget adjustable sliders, 0.3A. 1,000 ohms, 5/-; 0.2A. 1,200 ohms, 5/-; 0.15A. 1,500 ohms, 5/-; 0.1A. 2,000 ohms, 5/-.

MIKE TRANSFORMER, 90-1, 3/6.
 P.V.C. Covered Wire, single or stranded, 2d. yd. Sleeving, 1 or 2 mm., 2d.; 4 mm., 3d.; 6 mm., 5d. **SPKAKER FRET**, Gold Cloth, 17 x 25in., 5/-; 25 x 35in., 10/-, Tygan, various colours, 5 1/2in. wide from 10/- ft.; 26in. wide, from 5/- ft. Samples, S.A.E. Expanded Metal, Gold, 12 x 13in., 6/-.

RADIO AND TELEVISION SPARES
 All leading makes, volume controls, coils, etc., line output transformers, etc., H. V. A valves, (current and obsolete types). Send S.A.E. for quotation.

WEYRAD

COILS AND TRANSFORMERS FOR 2-WAVE TRANSISTOR SUPERHETS WITH PRINTED CIRCUIT AND FERRITE ROD AERIAL
 Long and Medium Wave Aerial—1A2W On 8in. rod, 208pF tuning, with car aerial coupling coil, 12/6
 Osc. Coil P50/1A.C. 176pF tuning, 5/4
 1st and 2nd I.F. Trans.—P50/2CC, 4700pF, 1/16in dia. 1/4 in. 5/7 each
 3rd I.F. Trans.—P50/3CC. 6/-
 Spare Cores 6d. each
 Driver Transformer—LFD1, 9/6
 Wavechance Slide Switch, 3/6
 Printed Circuit—PCA1. Size 21 x 8 1/2in. Ready drilled, and printed. 9/6
 Volume Control, 3K-DP. 4/6
 35 ohm Speakers, 3in., 15/6; 5in., 17/6; 7 x 4in. 21/-
 24 Fixed Resistors. 10/6
 16 Fixed Condensers. 21/-
 Tuning Gang with trimmers. 10/6
 6 Mullard Transistors and diode. 42/6
 Constructor's Booklet. 3/-
500WV 3 OHM MODIFICATION KIT 12/-

NEW MULLARD TRANSISTORS
 OC71 6/-, OC72 7/6, OC81D 7/6, OC91 7/6, OC14 8/9, OC45 8/6, OC171 10/6, AF117 9/6
 Sub Miniature Condensers, 0.1 mF, 30 v. 1/3; 1, 2, 4, 5, 8, 16, 25, 30, 50, 100 mF, 50 volt 2/6 ea. Transistor Holders 1/3.

B.B.C. Pocket 2 Transistor, M/3 and L.W. Radio Kit, 22/6.
 Miniature earpiece, 7/6, Batt. 2/3.
 Circuit details, etc., S.A.E.

MONARCH RECORD PLAYER

Kit with ready built amplifier, speaker and cabinet. Carr. and ins. 5/- **£11.10.0**



Garrard deluxe auto-player kit

£11.19.6 Carr. and ins. 5/- details S.A.E.

GARRARD QUALITY AUTO-CHANGER. 4-speed, with plug-in xtal head. Ready built 3 watt amplifier, Loudspeaker and contemporary styled Portable Player Case. All items guaranteed to fit together perfectly, can be assembled in thirty minutes, full instructions supplied.

- MAGNAVOX — COLLARO** 4 speed Stereo/Monsural Autochanger, Diamond Stylus and Record dust cleanink attachment. £7.17.6
 4 Speed Autochanger, B.S.R., U.A.14 £6.15.0
 B.S.R., U.A.12 Stereo/Mono £7.10.0
 Garrard Autolink Changer £6.17.6
4 SPEED SINGLE PLAYERS:
 E.M.I. with auto stop £5.15.0
 E.M.I. with separate pick-up . . . £3.7.6

RECORD PLAYER CABINETS with room for amplifier and speaker. . . 70/-
 2 valve 3 watt A.C. amplifier and speaker wired and tested to fit above cabinet . . . 95/-
 Replacement sapphire styli available from 5/8.
 Replacement Xtals from 15/-; Stereo from 31/6.

SINGLE PLAYER KITS

£7.19.6 post 5/-
 With ready-built, 2 stage, 3 watts output amplifier. High flux 5in. speaker. Handsome portable case 13 x 10 1/2 x 7 1/2in. Collaro 4-speed junior motor, LP/Std. xtal pick-up for 7, 10, and 12in. records.


GABY MULTIMETER

Moving-coil Model M.I. 54/-
 Measures D.C. or A.C. 6 v., 30 v., 120 v., 600 v., 1200 v. D.C. 30 mA, 300 mA. Ohms 0-100K. Leaflet S.A.E.

ARDEnte Transistor Transformers
 Type D3035, 7.3 CT: Push-Pull to 3 ohms for OC72, etc., 1 x 1 x 1in. 9/6
 Type D3034, 1.75: 1CT. Push-Pull Driver for OC72, etc., 1 x 1 x 1in. 9/6
 Type D3058, 11.5: 1 Output to 3 ohms for OC72, etc., 1 x 1 x 1in. 9/6
 Type D187, 18.2: 1 Output to 3 ohms for OC72, etc., 1 x 1 x 1in. 12/-
 Type D239, 4.5: 1 Driver Transformer, 10/-
 Type D240, 8.5: 1 Driver Transformer, 10/-

ARDEnte TRANSISTOR CONTROLS
 5K or 1MΩ switched, dia. 0.9in., 5/3
 Type VC1760, 5K with switch, dia. 0.7in., 10/6
 Deaf aid earpiece xtal or magnetic, 7/6

COMPONENT SHOP SPECIALISTS 337 WHITEHORSE ROAD WEST CROYDON
 Telephone: THO 1665
 (Export telephone. Send remittance and extra postage.)
 Post 1/- unless otherwise stated. C.O.D. 2/-



**A NEW-PRACTICAL WAY
of UNDERSTANDING**

Radio - Television - Electronics

Including: Transistors; VHF/FM; Hi-Fi equipment; Computers; Servo-mechs; Test Instruments; Photo-electrics; Nucleonics, etc.

FOR...Your Career...Your Own Business...An Absorbing Hobby

Radiostructor—an organisation specialising in electronic training systems offers a new self-instructional method using specially designed equipment on a "do-it-yourself" basis. You learn by building actual equipment with the big kits of components which we send you. You advance by simple steps, performing a whole series of interesting and instructive experiments—with no complicated mathematics! Instructional manuals employ the latest techniques for showing the full story of electronics in a practical and interesting way—in fact—you really have fun whilst learning! Post the coupon below, now, for full details.—

RADIOSTRUCTOR
LEADS THE WORLD
IN ELECTRONICS TRAINING

POST NOW

To RADIOSTRUCTOR (Dept. G28)
READING, BERKS.

Please send brochure, without obligation, to:—

★ Name

Address.....

4/63

★ **BLOCK CAPITALS PLEASE**
(We do not employ representatives)

Practical Wireless

Vol. XXXVIII No. 674 APRIL, 1963

Editorial and Advertisement
Offices:

PRACTICAL WIRELESS

George Newnes Ltd., Tower House,
Southampton Street, W.C.2.

© George Newnes Ltd., 1963

Phone: Temple Bar 4363

Telegrams: Newnes, Rand, London,
Registered at the G.P.O. for trans-
mission by Canadian Magazine Post.

SUBSCRIPTION RATES

including postage for one year

Inland - - - - £1.9.0 per annum
Abroad - - - - £1.7.6 per annum
Canada - - - - £1.5.0 per annum

Contents

	Page
Editorial	1085
Round the World of Wireless	1086
Cathode Ray Indicator ...	1088
Geiger Counter Digital Register	1090
P.W. Calculator... ..	1094
Semiconductors	1095
Quality Amplifier and Tuner...	1101
Four Valve Transmitter ...	1108
Electro-mechanical Echo Unit	1112
Musical Alarm	1116
Twin-unit Two	1117
Test Gear Techniques	1125
On Your Wavelength	1134
Letters to the Editor	1137
Club News	1138
Trade News	1141

The Editor will be pleased to consider articles of a practical nature. Such articles should be written on one side of the paper only, and should contain the name and address of the sender. Whilst the Editor does not hold himself responsible for manuscripts, every effort will be made to return them if a stamped and addressed envelope is enclosed. All correspondence intended for the Editor should be addressed: The Editor, PRACTICAL WIRELESS, George Newnes, Ltd., Tower House, Southampton Street, London, W.C.2. Owing to the rapid progress in the designs of wireless apparatus and to our efforts to keep readers in touch with the latest developments, we give no warranty that apparatus described in our columns is not the subject of letters patent.

Copyright in all drawings, photographs and articles published in PRACTICAL WIRELESS is specifically reserved throughout the countries signatory to the Berne Convention and the U.S.A. Reproductions or imitations of any of these are therefore expressly forbidden. PRACTICAL WIRELESS incorporates "Amateur Wireless."

At Your Service

EVERY month we receive many hundred letters from readers wishing to use our Query Service. Most of these are dealt with to mutual satisfaction, but it is only to be expected that with such a vast quantity of mail, readers are sometimes disappointed. We feel it would be useful, then, to outline the nature, purpose and scope of the service.

It is designed primarily to answer queries on articles published in the magazine and to deal with problems which cannot be solved by reference to text books, etc. It involves us in considerable time and expense and for this reason alone it can only be run efficiently if unnecessary time wastage is avoided.

What we CANNOT do

- (1) Supply circuit diagrams or blueprints *other than those listed every month on the inside back cover page.*
- (2) Design equipment, or supply circuits and wiring diagrams, to individual requirements. *We cannot undertake to run a design service.*
- (3) Answer queries on most imported equipment, because technical information is often almost completely lacking.
- (4) Supply details for converting war surplus equipment.
- (5) *Answer technical queries over the telephone.*

What we CAN do

- (1) Deal with queries relating to published articles.
- (2) Try to help in technical problems where reference to standard books has not provided a solution.
- (3) Give general advice.
- (4) Try to help in servicing problems.

What YOU can do

- (1) All queries must be accompanied by the query coupon from the current issue.
- (2) A stamped and addressed envelope must accompany the query.
- (3) Give clear and concise relevant information on the particular problem.
- (4) Avoid "portmanteau" queries.

Failure to observe (1) and (2) will generally fail to elicit a reply. The provision of inadequate data may lead to delays. But delays may also occur through the necessity to locate some obscure facts arising from a query. And, of course, with such a large mail, correspondence does sometimes go astray.

Our whole purpose is to help readers in their problems; on the other hand it should be borne in mind that we offer a free service and not a right to make excessive demands (see item 4).

These notes are intended to help you to obtain the best service and for us to provide it!

Our next issue dated May will be published on April 5th.



NEWS AT HOME AND ABROAD

Broadcast Receiving Licences

THE following statement shows the approximate number of Broadcast Receiving Licences in force at the end of December, 1962, in respect of wireless receiving stations situated within the various Postal Regions of England, Wales, Scotland and Northern Ireland. The numbers include Licences issued to blind persons without payment.

Region	Total
London	614,435
Home Counties	571,385
Midland	415,784
North Eastern	435,633
North Western	374,203
South Western	337,673
Wales and Border Counties	188,450
Total England and Wales	2,935,272
Scotland	308,584
Northern Ireland	105,557
Grand Total	3,349,413

More Experimental Stereophonic Transmissions

ON 13th January this year the BBC commenced its second series of field trials of the Zenith-GE stereophonic system using the Wrotham Third Programme transmitter on its normal frequency of 91.3Mc/s.

There are regular morning transmissions of stereophonic programmes each week on Sundays at 10 to 10.30, on Wednesdays at 11 to 11.30 and on Saturdays at 11 to 11.30.

During the five minutes preceding each programme a tuning signal is radiated consisting of two tones of different pitch, the

one of lower pitch being on the A (left-hand) channel. This signal lasts for four minutes and is followed by one minute with no modulation. At the beginning of each programme there is a stereophonic announcement for setting-up purposes.

Test Tapes for South Africa


THE South African Broadcasting Corporation has placed orders with EMI Electronics Ltd. for test tapes for use in its broadcasting studios.

The test tapes comprise a sequence of pure tones over a very wide range of frequencies recorded at predetermined intervals. Such test tapes are recorded at the Hayes plant of EMI Electronics Ltd., using magnetic tape which has been carefully selected for uniformity along its entire length.

Tones from a special generator and their related prerecorded announcements, which give an audio indication of the tone to be played back, are recorded on magnetic tape using a specially modified and calibrated EMI studio tape recorder. All known corrections are made to allow for the differences between the replay head used during production and the head of a standard studio tape recorder.

The Largest Stabilised Power Supply

THE recent opening of the new Electronic Telephone Exchange at Highgate Wood by the Postmaster-General, Mr. Reginald Bevins, has brought to light some interesting information on the techniques of time-division multiplexing and



This illustration shows the type of specially modified recorders used by EMI to produce their test tapes, some of which have recently been ordered by the South African Broadcasting Corporation.

"memory" stores, etc., but the problems of supplying power were rather unusual.

The stabilised power requirements were presented to the Post Office by the five telephone companies of the joint committee whose individual members were responsible for separate aspects of the exchange design.

A.P.T. Electronic Industries Ltd. were invited to consider the overall requirements and to design and manufacture suitable supplies.

The result of this exercise was the production of four series-valve stabilised supplies which are probably the largest of their kind in the world. One unit which provides a mean current of 62A at +250V d.c., with peak currents up to 64A, utilises 180 valves type CV345 in parallel driven by a high-gain amplifier to cope with the variable aspect of the load in parallel with an unstabilised supply carrying the constant portion of the load current.


Carrier Frequency Stability Improvement

IN 1945 the BBC inaugurated high-precision frequency control of its 200kc/s transmission of the Light Programme from Droitwich. The long-term frequency stability, which was then within one part in 10^7 , has now been considerably improved and is maintained within five parts in 10^7 . The diurnal rate of frequency change of the 200kc/s carrier frequency is not greater than +1 part in 10^{10} and the resultant error will be corrected on the first Sunday in each calendar month starting on 3rd February, 1963.

The availability of this transmission will be increased to 20½ hours each weekday during 1963 with the planned extension of the Light Programme transmission hours.

Equipment at the Audio Festival

AT this year's International Audio Festival and Fair to be held at the Hotel Russell, Russell Square, London, the EMI group of companies will display a full range of professional tape recorders, a new stereo domestic tape recorder with general purpose loudspeaker enclosures, professional loudspeakers and Emitape.



A stabiliser rack for the 250V 62A stabilised power supply at Highgate Wood electronic telephone exchange.

The Audio Festival will continue from 18th to 21st April, when all this equipment will be on show to the public.

Radiotelephone Link for Lighthouses

TWO isolated lighthouses, 20 miles apart, whose only means of communication until recently has been a flashing lamp will in future use radiotelephones supplied by the Murphy Electronics Division of the Rank Organisation. The installation will connect the lighthouses, situated off the south-east coast of Ceylon, with each other and with their mainland station at Kirinda.

The Murphy radiotelephones will be installed and ready for use by the end of March and are to be maintained and serviced by the company's agent in Ceylon.

Ultra-Sonic Aid for Blind Persons

A SONIC aid for blind persons, produced by Ultra Electronics Ltd. on the basis of a design by Dr. Leslie Kay, of the

Electrical Engineering Department of Birmingham University, has recently undergone a series of tests.

The aid consists of a transistorised transmitter-receiver which operates with a hand-held "torch", emitting an ultra-sonic beam of energy whose frequency varies with time. Any energy received back by the torch differs in frequency from that leaving it, at that instant, by an amount proportional to the time taken for the energy to travel out and be reflected back. Thus, by receiving the differing signals in an earphone, the blind person is able to judge the distance of an obstacle ahead of him.

After Dr. Kay had evolved a working system he approached the National Research Development Council and St. Dunstan's and NRDC requested tenders for ten of the devices for evaluation purposes. Ultra offered to produce the equipment free of charge and the offer was accepted. Work began on them in January last year and they were delivered in May, 1962.

A CATHODE RAY LEVEL INDICATOR

R. P. Hubbard

It is realised that this type of instrument has been described before in the P.W., but the "dead horse" is only flogged because of some unusual features that the device is believed to have.


Its three applications are: a visual signal tracer, an a.c. bridge null indicator and an absorption indicator for a grid-dip oscillator.

For this last application it is obvious that a good d.c. sensitivity is required. In fact, it proved quite easy to obtain maximum deflection with a change of only 1.5V. On the a.c. range, however, the sensitivity is much higher as another amplifier is switched in.

The cost of construction is very low; the valves being obtainable for about 10s. Nothing is particularly critical about the circuit, but if the described form is not followed, careful attention must be paid to the layout. This is because any stray hum can easily spoil the sensitivity, as also can any spurious oscillation caused by the anode circuit of the second valve coming near the input of the first valve.

The Circuit

The circuit is given in Fig. 1. The switch, S1, in the input circuit determines the mode of operation of the instrument; whether it is to be of low gain responding to a.c. and d.c., or of high gain responding to a.c. only. The a.c. signals are routed to V1, a high gain pentode amplifier. It may be noticed that the high tension supply to this



The author's prototype unit.

amplifier is very well smoothed and decoupled. This is to prevent any unwanted signals, e.g. hum, reaching V2. The cathode bias resistor, R5 in this stage, is left unbypassed so that negative feedback is produced which stabilises the amplifier.

The coupling capacitor, C4, must have negligible leakage or a potential will appear across R6 and as it is rotated the shadow angle on the display will change. The a.c.-d.c. and a.c. signal paths rejoin at the sensitivity control, R6, and the controlled signal is taken from the slider of the control to the grid of V2. V2 is in a special amplifier that produces an output of over 150V peak-to-peak. (It should be mentioned at this stage that the amplifier was designed only for high output with no consideration for distortionless output, as this is quite unnecessary.) The gain of this amplifier is over a hundred for maximum output, but is much more for small outputs.

By means of the resistance network, R8, R9, R10, the potentials on the screen grid and cathode are held steady at approximately 100V, and 1.5V respectively. In the quiescent condition the

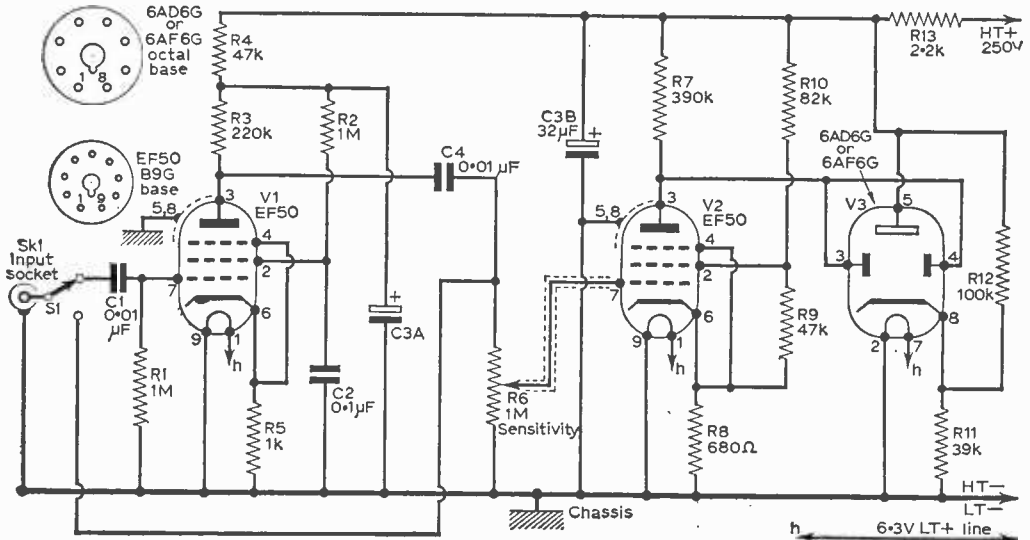


Fig. 1—The circuit.

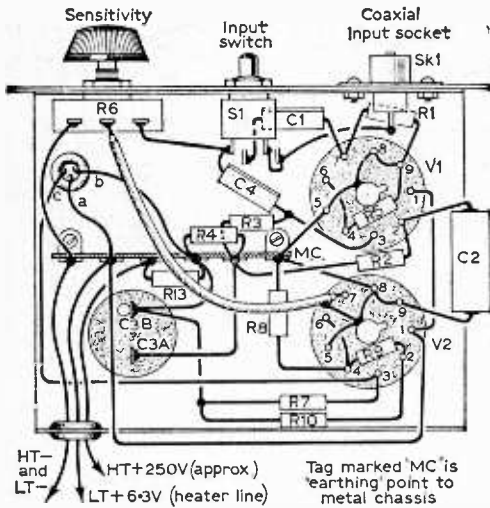


Fig. 2—The complete wiring diagram.

potential on the anode is about 50V. The anode is connected directly to the deflector plates of V3 which has its target connected to h.t.+ and its cathode held at about 100V above chassis potential. This is to fulfil the requirement that for a change in shadow angle of 135°, the deflector plates should change from -50 to +75V when here is 150V at the target.

The components C3B and R13 were first included to isolate the instrument from a power supply common to other equipment, but in the interests of reducing hum level it would be advisable to retain them even if a separate power supply were to be used.

The power required to operate the instrument is 75A at 6.3V and 5mA at 250V.

If it is so desired, other valves could be used, such as EF91's instead of the EF50's. An EM84 or EM85 could be used instead of 6AD6G or 6AF6G but R11 and R12 would probably have to

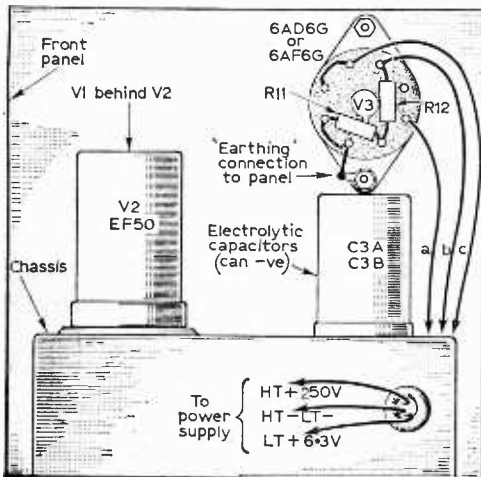


Fig. 3—Connections to the front panel.

COMPONENTS LIST

- Resistors:**
 R1 1MΩ R5 1kΩ R10 82kΩ 1/2W
 R2 1MΩ R7 390kΩ R11 39kΩ 1/2W
 R3 220kΩ R8 680Ω R12 100kΩ
 R4 47kΩ R9 47kΩ R13 2.2kΩ
 R6 1MΩ carbon potentiometer
 All resistors 1/2W, except R10, R11. Tol. 10% or better for R8, R9, R10, R11, R12; others 20%
- Capacitors:**
 C1 0.01μF paper 250V
 C2 0.1μF paper 250V
 C3A and B 32 + 32μF elec. 350V
 C4 0.01μF paper 250V
- Valves:**
 V1 EF50 V3 6AD6G or 6AF6G
 V2 EF50
- Miscellaneous:**
 S1 Single pole changeover switch
 Sk1 Coaxial socket

be changed. If either of these valves were used, the amplifier section grid should be connected to the cathode and the anode to h.t.+ through about 1MΩ. In no circumstances, however, should the amplifier section be connected to the display section of the valve. It will be noted that the 6AD6G has no internal amplifier so this problem does not arise.

No difficulty should be found in the construction as no special techniques are used. The chassis and panel were made from 16s.w.g. aluminium sheet. Fortunately, an ex-government unit was available and it proved to be well suited for the

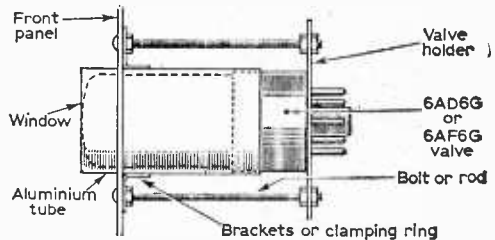


Fig. 4—The mounting details of V3.

purpose as the upper half sloped backwards. A sloping front panel is strongly recommended as it aids viewing considerably.

In the prototype instrument, the smoothing capacitor was of the twist-prong mounting type, but if the constructor has one of these and does not wish to cut the special holes, the capacitor can be mounted easily in a conventional mounting clip.

The housing for the display valve was made from an old halibut oil capsule container which had a hole cut in one end, reduced to the required length and bolted to the chassis together with the valve and valveholder (see Fig. 4).

It will be noticed that there is no provision for the detection of r.f. signals. This is because the instrument would almost invariably be used with a long coaxial cable or screened lead in the input, the capacitance of which would upset the working of high frequency circuits. It is therefore recommended that a suitable detector circuit be made up on the free end of the input lead from a semiconductor diode.

Geiger Counter Digital Register

*incorporating
Scaler and
Power Pack*



• • •
by
E. Dexter
• • •

THIS ARTICLE DESCRIBES A DIGITAL REGISTER FOR OPERATING THE ADVANCED GEIGER HEAD DESCRIBED IN THE DECEMBER 1962 AND JANUARY 1963 ISSUES.

THE complete circuit is shown in Fig. 1. Around V1, a normal full wave rectifier, is a conventional h.t. supply circuit. A valve rectifier was here chosen because of the necessary high a.c. input voltage to compensate losses in the subsequent stabiliser, making it difficult to get suitable metal rectifier units of reasonable price and size capable of fitting into the small overall dimensions of the whole unit. V2, V3 and V4 and associated circuitry form a conventional electronic h.t. stabiliser.

V3 compares the voltage at the slider of VR1 with the reference voltage present at the neon V4, and amplifies any error detected. The amplified result is used to bias V2, the series-stabiliser valve, in such a sense as to correct the error. C5 serves to perform the same function for a.c., i.e. to remove remaining ripple and other disturbances from the output. The final output from V2 cathode is thus a very steady h.t. supply, whose voltage is virtually independent of input mains voltage fluctuations and output loading, within the rated output of about 25mA. The voltage is determined solely by V4 and the setting of VR1, and is arranged to be continuously variable from about 200 to 350V, by means of VR1.

The circuitry around V8 to V11 will be recognised as an incorporation of the already published simple digital counter circuit, with only some minor modifications to suit present purposes. The most important of these modifications is here that the output pulser V11, operating the digital relay, is given its own separate (unstabilised) h.t. supply from a tapping on the mains transformer and D1, R3, C3, C4. This is to prevent any interference with the many other circuits in this unit when the digital relay takes its heavy surges of

current on each count. Whilst this measure was not needed in the simple digital counter already published, its omission here causes primary interference with the new circuitry around V7, the digital scaler.

BINARY SCALER

This digital scaler serves the function of censoring the input pulses from the Geiger head, and not allowing everyone through to the counter, but only *exactly* alternate ones, regardless of the statistical random intervals between successive pulse characteristic of this whole field of work. V7 thus possesses a "Memory"; it can remember, for quite unlimited long time if necessary, whether it let the last pulse through or not, and thus whether it must let the next one through or not, regardless of how long it must wait for it, whether thousandth of a second or many hours. It "forgets" only if the whole unit is switched off in the meantime, of course! V6 is a pulse pre-amplifier, operative only when the memory circuit (binary scaler, V7) is in operation, to make certain that a sufficient amplitude reaches V7 for proper functioning under all circumstances.

It is seen that S3 enables the unit to be switched for direct feed of all pulses into the counter, or for "divide-by-two" scaling via V7, at will. Special switching arrangements insensitive to stray capacities have been devised, enabling a simple toggle switch to be used with full success.

NEGATIVE POWER SUPPLY

Finally, the power supply section contains yet another (negative) stabilised supply over D2, R1, C7, C8. This provides two separate stabilised

negative voltages: one of about 100-110V for bias operation on the digital counter section (from V5), and the other, using V5 and the power Zener diode D3, to give a supply of about -130-140V for the Geiger tube cathode feed. This voltage is somewhat higher than originally specified for the head, yet is perfectly satisfactory without any modification of the head whatsoever. The reason for this measure is as follows. The Digital Counter Section will operate well over an h.t. range of 210 to 340V, needing nothing but slight bias correction on VR2 for the various voltages, and even this is necessary only if the input pulse amplitude from certain head circuits is small.

The various samples of the specified Mullard MX124/01 tube and similar types have operating voltages lying between about 340 and 470V. The difference between this range and the counter range is seen to be around 130-140V, explaining why this voltage is then used for the Geiger tube cathode, thus allowing the Geiger tube anode to be fed from the same stabilised h.t. as the Digital Counter. However, this voltage is too high for counter bias input to VR2, as it would make adjustment of VR2 too harsh and critical. Thus the full negative voltage is supplied by the neon stabiliser V5 and the Zener diode stabiliser D3 in series, using only the correct portion for VR2.

Note carefully that the calibration to be placed on VR1 is to be such as to indicate the actual full Geiger tube voltage being applied to the head, i.e. the actual positive h.t. being produced *plus* the

constant stabilised negative voltage. The h.t. value alone is of no interest. Calibration of VR1 is thus to be performed against a meter connected between the h.t. and bias pins of the Head Power Feed Socket, P1.

A self-starting synchronous clock unit is used for timing the counting period, this being switched simultaneously with the digital counter section h.t. (S2). It is important to use a *self-starting* synchronous clock-unit, preferably also with a digital time display instead of by means of hands on a dial (operation-hours timer for industrial machinery).

Those constructors well versed in metal and lathe work can easily make their own digital timer, using any cheaply available loose self-starting synchronous motor as sometimes advertised in these pages, driving a suitable counter such as a cyclometer or revolution counter through suitable gearing.

PROTECTIVE DEVICES

The electrical protection is simple, using just a mains primary fuse of 500mA or 1A (slow-blow) rating, certainly no higher rating. This gives normally adequate protection, provided one does not use a mains transformer of larger rating than here specified—particularly, one should not use an item with further (then unused) additional secondaries.

The type of transformer specified is a perfectly

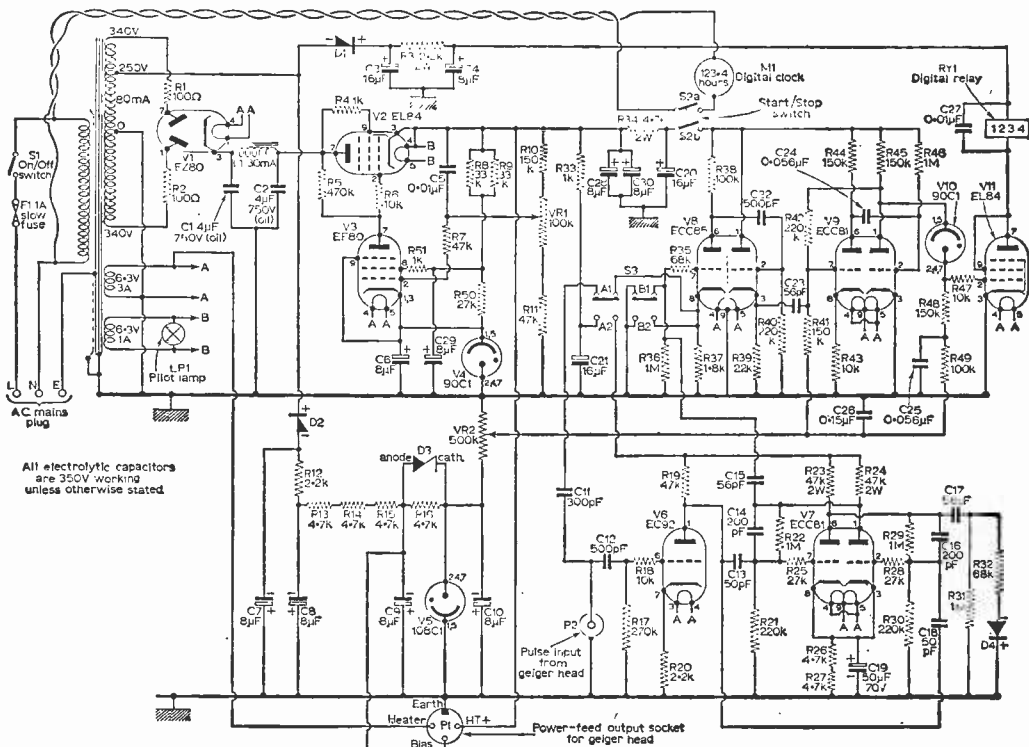


Fig. 1: The complete theoretical circuit of the digital register.

standard item, with 340-0-340 windings for a maximum of 60 to 80mA (350-0-350 will do, too). The windings must be tapped at 250-0-250V. Two heater windings are needed, one at 6.3V 3A for all valves except the EL84 (V2), which is run off a separate 6.3 1A winding also feeding the pilot lamp. The rectifier is fed from the main 3A heater winding with one side earthed, as it has a normal heater-to-cathode rating of 500V.

Only the EL84/V2 cannot tolerate this high heater to cathode voltage, and thus requires the separate heater supply, one side of which is commoned to its cathode.

VENTILATION

It is extremely important to pay attention to proper ventilation in circuits of this type, because they must be capable of extremely long periods of non-stop operation—far more so than ordinary wireless sets and amplifiers.

The present circuit contains eleven valves, yet uses a quite small compact design. It is thus clear that the use of any old layout in a closed cabinet is likely to promote the interior reaching the conditions of a small furnace after very few hours, giving early breakdown. Some simple thermal principles must therefore be understood and made they are of general applicability. The following facts are to be made use of:

- (a) A component does not reach a certain temperature as such, but a certain required excess temperature over its surroundings, in order to dissipate the wattage lost in it.
- (b) The exterior colour of the component influences the necessary excess temperature per

watt needed, all else being unchanged. The darker the colour, the smaller the necessary excess temperature per watt.

- (c) The required excess temperature is greatly reduced if the air is allowed to circulate away (convection).
- (d) Where a component does not produce heat itself, but is close to other heat producers, it must ideally be polished bright, so as to reflect heat rather than absorb it.

It follows at once that the use of asbestos within the cabinet can probably do more harm than good. It is best to line the cabinet top inside with a bright piece of sheet aluminium. Spacing this in a sloping fashion from the wood (see Fig. 4), it reflects heat and guides it easily out of a suitably generous ventilation slit at the back. Because it is brightly polished, it hardly heats up itself, even though powerful valves immediately below it may be belching heat up against it.

In conjunction with this very effective measure, a right and a wrong layout can make all the difference. The principal heat-generating components in the present circuit, V1, V2, V11 and the mains transformer, are mounted near the rear of the cabinet, so that a strong convection current cools them locally at the rear, without the heat ever getting into other parts of the cabinet.

Finally, whatever one may think aesthetically, a good jet-black external finish to the cabinet is highly desirable, as it keeps the exterior cool. Also, it is in fact the most "neutral" for sober laboratory apparatus anyway.

Note also the small clearance of the chassis either side from the inside cabinet sidewalls (Fig. 4). This is very important, to prevent sub-

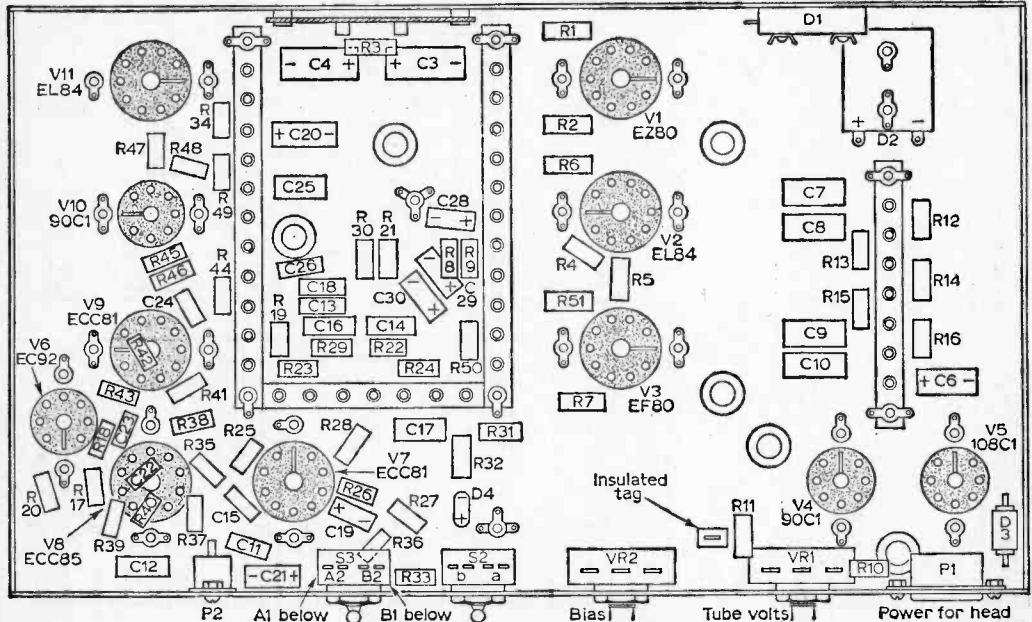


Fig. 2: The layout of components. The frame of chassis connection wires, with numerous cross-connections and earthing points, should be in bare tinned copper wire. Connecting wires on components are cut short at all flying connections.

LIST OF PARTS

Resistors:

- | | | | |
|-----|----------|-----|----------|
| R1 | 100Ω | R27 | 4.7kΩ |
| R2 | 100Ω | R28 | 27kΩ |
| R3 | 2.2kΩ 2W | R29 | 1MΩ |
| R4 | 1kΩ | R30 | 220kΩ |
| R5 | 470kΩ | R31 | 1MΩ |
| R6 | 10kΩ | R32 | 68kΩ |
| R7 | 47kΩ | R33 | 1kΩ |
| R8 | 33kΩ | R34 | 4.7kΩ 2W |
| R9 | 33kΩ | R35 | 68kΩ |
| R10 | 150kΩ | R36 | 1MΩ |
| R11 | 47kΩ | R37 | 1.8kΩ |
| R12 | 2.2kΩ | R38 | 100kΩ |
| R13 | 4.7kΩ | R39 | 22kΩ |
| R14 | 4.7kΩ | R40 | 220kΩ |
| R15 | 4.7kΩ | R41 | 150kΩ |
| R16 | 4.7kΩ | R42 | 220kΩ |
| R17 | 270kΩ | R43 | 10kΩ |
| R18 | 10kΩ | R44 | 150kΩ |
| R19 | 47kΩ | R45 | 150kΩ |
| R20 | 2.2kΩ | R46 | 1MΩ |
| R21 | 220kΩ | R47 | 10kΩ |
| R22 | 1MΩ | R48 | 150kΩ |
| R23 | 47kΩ 2W | R49 | 100kΩ |
| R24 | 47kΩ 2W | R50 | 27kΩ |
| R25 | 27kΩ | R51 | 1kΩ |
| R26 | 4.7kΩ | | |
- VR1 100kΩ lin } and 2 pointer knobs
 VR2 500kΩ lin }

All carbon, 1 watt, ±10%, unless otherwise stated.

Capacitors:

- | | | |
|-----|-------------------------|-------|
| C1 | 4μF Oil-paper 750V | |
| C2 | 4μF Oil-paper 750V | |
| C3 | 16μF Electrolytic 350V | |
| C4 | 8μF Electrolytic 350V | |
| C5 | 0.01μF Paper 500V | |
| C6 | } 8μF electrolytic 350V | |
| C7 | | |
| C8 | | |
| C9 | | |
| C10 | } Ceramic, 500V | |
| C11 | | 300pF |
| C12 | | 500pF |
| C13 | | 50pF |
| C14 | | 200pF |
| C15 | | 56pF |
| C16 | | 200pF |
| C17 | | 56pF |
| C18 | | 50pF |
| C19 | 50μF electrolytic 70V | |

- | | | |
|-----|---|--------------------------------|
| C20 | 16μF electrolytic 350V | |
| C21 | 16μF electrolytic 350V | |
| C22 | 500pF | |
| C23 | 56pF } Ceramic 500V | |
| C24 | 0.056μF | |
| C25 | 0.056μF } Paper 500V | |
| C26 | 0.15μF | |
| C27 | 0.01μF | |
| C28 | } 8μF electrolytic 350V (if space, single | |
| C29 | | 16μF in place of C28 plus C30) |
| C30 | | |

Valves, Diodes:

- | | | | |
|----|--|-----|-------------|
| V1 | EZ80 Noval | V7 | ECC81 Noval |
| V2 | EL84 Noval | V8 | ECC85 Noval |
| V3 | EF80 Noval | V9 | ECC81 Noval |
| V4 | 90C1 B7G | V10 | 90C1 B7G |
| V5 | 108C1 B7G | V11 | EL84 Noval |
| V6 | EC92 B7G | | |
| D1 | Selenium E250C50 Rectifier | | |
| D2 | Selenium E250C50 Rectifier | | |
| D3 | Power Zener Diode, 33V 20mA (ZL33) | | |
| D4 | Fast Silicon Diode, 350V Inverse, 25mA, 10pF (S36) | | |

Switches:

- | | | |
|----|---------------------|---|
| S1 | 1-pole ON/OFF | } Q.M.B. toggle switches, 250/500V, insulated toggles (if S3 unobtainable, use 4-pole, 2-way rotary wafer switch) |
| S2 | 2-pole ON/OFF | |
| S3 | 2-pole/2-pole ON/ON | |

Miscellaneous

- | | |
|--|--|
| T1 | Mains transformer. Secondaries: 340-250-0-250-340V 80mA; 6.3V 1A; 6.3V 3A |
| L1 | Smoothing choke, 15 Henry 1000 ohm 30mA (approx.) |
| RY1 | Digital relay, approx. 1.2k (G.P.O. Telephone-Call Counter) |
| M1 | SELF-STARTING synchronous motor driving digital hours-counter (for 50c/s mains, local voltage) |
| F1 | Panel fuse, mains, 1A slow |
| LPI | Red pilot lamp for panel, 12volt 0.1-0.2A bulb (see text) |
| P1 | 4-pole/500V non-reversible panel-socket |
| P2 | Panel-mounting coaxial socket |
| Chassis: Aluminium, 10 x 6 x 2in. | |
| Main lead, plug. Connecting wire, tagstrip, sleeving, bolts, etc.; Solder. | |
| Wood and screws for cabinet | |
| Aluminium plate for heat-deflection (see text) | |
| Valveholders: seven B9A and four B7G ceramic with skirt | |

chassis overheating. In this connection a spaced chain of resistors R12 to R16 was used instead of a single resistor of high wattage rating. This prevents undue localised subchassis heat-production.

These factors cannot be over emphasised, as once one has taken the trouble to produce such a unit as here described, one wants to concentrate on the interesting experiments possible with it, and not have these interrupted by frequent breakdowns. If the points here discussed are carefully attended to, and just that little bit extra spent on really good reliable parts in the crucial positions instead of saving a few pence by using any old junk, the unit described in this article will be found to give long and reliable service.

THE DIGITAL COUNTER

The principles of this circuit have already been discussed in detail in the article "A Digital Counter" by Mr. A. Cole, P.W. Feb.-April, 1962.

The same circuit has been incorporated here with little change. The separate h.t. feed for V11 has already been mentioned. V11 has also received a grid-stopper here, R47, necessary to cure some parasitic instability at first resulting with the different layout and conditions here adopted. It was also necessary to place a grid-stopper, R35, at pin 7 of V8 to cure initial further violent parasitics resulting from distributed inductances of the switch-leads on S3.

—continued on page 1094

OUR FREE GIFT

CALCULATOR

FOR PARALLEL RESISTORS AND SERIES CAPACITORS

by F. P. Rozee

THE arithmetical calculations involved in computing the equivalent value of resistors in parallel or capacitors in series, are sufficiently tedious to warrant the employment of some mechanical means of computing.

The calculator enclosed with this month's issue of PRACTICAL WIRELESS has been specifically designed for this purpose. Compared with any other method of computation, even if it be by the use of a slide rule, this calculator can give the answer in a fraction of the time. Furthermore errors are most unlikely. It will be found that the accuracy is far better than the tolerance of practical components, in most cases closer than 2% can be read.

An inspection of the calculator shows that it consists of three scales, "A", "B" and "C", and two pointers. The left-hand pointer is used in association with scale "B", and the right-hand pointer with scale "A".

The answer is read off on scale "C" at the point of intersection.

Resistors in Parallel

The equivalent value of two resistors in parallel is found by setting one pointer to the value of R1 on scale "A", the other pointer to the value of R2 on scale "B", the result Re is then read on scale "C" where the pointers cross.

Examples:

R1	R2	Re
10	15	6
20	5	4
12	3	4
12	4	3

All of the above are easily read on scales "A" and "B". However for those combinations which cannot be accommodated on these scales, it is necessary to divide R1 and R2 by some convenient factor, to bring these values within the range of the scales. The reading obtained on scale "C" is

then multiplied by this same factor to give the correct answer.

For example, suppose R1 is 820, and R2 is 2,200. Dividing both of these values by 1,000 will bring these within the range of the scales. Therefore, set one pointer to 0.82 and the other to 2.2. This gives a reading of 0.6 on scale "C" which is multiplied by 1,000 to provide the equivalent value (Re) of 600.

One further example will make quite clear this method of extending the range of the calculator.

$$R1=56, R2=36.$$

In this case it is convenient to divide by four and the pointers are set as follows.

Scale "B" 14, Scale "A" 9. This gives a reading of 5.5 on scale "C" and Re is $4 \times 5.5 = 22$.

Adjusting Existing Values

It is sometimes required to bring an existing resistor in a circuit to a lower value. The calculator can be used then as follows: Assume the existing component to be 4.7k Ω and that a value of 3k Ω is required. Set the left-hand pointer to 4.7, then move the other pointer until the lines cross on 3 on scale "C", and read off on the left-hand scale, in this case 8.2. Therefore the value of the shunt resistor required is 8.2k Ω .

Capacitors in Series

The method of computing for capacitors in series is exactly the same as for resistors in parallel. The instructions will thus apply equally for resistors or capacitors. The terms R1, R2 and Re have been used for convenience, they can be considered where required as being C1, C2 and Ce.

Widely Differing Values

As most readers are aware, when one component is more than ten times the value of another, the higher value can usually be ignored as 10% or 20% tolerance components are normally used for radio and television work.

Determining the Decimal Position

Values are multiplied or divided by 10, 100, 1,000 etc. as required. There is no difficulty in determining the correct decimal position. The equivalent value of 120k Ω and 56k Ω for instance could not be 3.8k Ω nor 380k Ω ; it is obviously 38k Ω .

Similarly a 0.2 μ F and a 0.05 μ F could only be 0.04 μ F. The new value must lay somewhere between the value of the lower of the two components and half the value of the lower. ■

GEIGER COUNTER DIGITAL REGISTER

— *continues* —

The value of R37 has also been reduced somewhat in comparison to the corresponding component in the original circuit—a measure by no means essential, yet giving somewhat increased sensitivity at the expense of a little greater interference from any spurious Geiger-kicks from the head (see below for further discussion of this point).

INPUT SWITCHING

The wiring around S3, the direct/scaler change-

over-switch, represents the major difference between the present counter and the original circuit.

In the setting "direct", A1 and B1 are closed and A2, B2 open. Thus A1 feeds the input pulses to V8, pin 8 (cathode), via C11, the same as in the original publication, and every one is thus counted. B1 at the same time shorts the grid circuit, to stop interference from pulses also arriving capacitively from V7. V6 and V7 are dead in this position, because A2 is breaking their h.t. supply, although the heaters are on in "standby". The (dead) V6 further serves as a buffer in this position, to stop pulses also coming the wrong way.

CONTINUED NEXT MONTH

by C.M. and E.C.D.

Semiconductors

TALKING POINTS ON CIRCUIT PRACTICE

No. 3—Audio Amplifiers

Continued from page 1030 of the March issue

WE have now dealt with transistors under d.c. conditions and explained the necessity for them to be correctly set up to these conditions before they can be used for any purpose at all. Let us now consider them dynamically — as audio amplifiers.

There is no great problem involved in using transistors in audio-amplification configurations. Any of the usual circuits can be tried.

Suppose the circuit Fig. 1 to be intended to amplify a small signal at r.f., imposing a variation of a couple of microamperes or even less on the base. With a gain of 50 in the transistor this will involve a swing of $2 \times 50 \mu A$ in the collector = $100 \mu A$. A standing collector current of 1mA, with a suitable load, would accept this without bottoming the transistor on one hand or cutting it off on the other.

Suppose now that the stage is intended to be the ultimate or penultimate of an audio amplifier. The base input now will not vary in the order of microamperes but in the order of milliamperes. A change of say 10mA in the base will be 10×50 in the collector = $500 = \frac{1}{2} A$. We are obviously not going to accommodate this in a standing current of 1mA. Or are we? In order to answer this, we must consider *how* the base input is to be applied, not merely how large it is.

For the moment, for the sake of clarity, we are ignoring the effect of the load resistor in the

collector, but this also will limit the capacity of the transistor of course because apart from accommodating the *current* swing the output circuit must not drop so many volts over the load that the voltage limits are exceeded, either.

Now in the average case with the base isolated from its source of drive by a capacitor, the potential on the base will be that at the junction of the potential divider R1, R2 and the applied a.c., assuming a sine wave, will appear upon it as Fig. 2(a), moving the base positively on one half of the wave, negatively with respect to its standing bias on the other.

In an audio amplifier the wave will be in fact d.c. frequency modulated. But in this instant we will assume that it shall appear to the base as a.c.

Assuming this we can draw some conclusions.

CURRENT SWING

The corresponding change in collector current will be an increment in the standing current when the base moves negatively and a decrement in the standing current when the base moves positively. Assuming a standing collector current of 1mA, this can certainly *rise* by 50mA or what-have-you when the base moves negatively (provided the transistor is capable of handling 50mA peak). But since a reduction of 1mA will mean no collector current at all it equally certainly cannot *fall* by 50mA when the base moves positively. In fact the transistor will cut off on the positive half of the drive and will amplify only one half of the input—which might be all right if we wanted rectification but is all wrong when we want linear amplification.

Quite obviously then the standing current in the collector will have to be at least 50mA in order to accommodate a swing of 50 above this *and* 50 below it.

Consider now the base of the transistor driven from a diode, Fig. 3(a). Again we set the standing collector current at 1mA. Suppose the diode to be inserted negativewise—that is, so that it passes only negative current to the base. The sine wave entering the diode is as Fig. 3(b). Leaving the diode the wave is as Fig. 3(c). Now the base moves *wholly* negatively on its standing bias, inducing an *increase* in collector current varying according to the modulation as shown in Fig. 3(d). There is no positive move on the base and therefore no *reduction* of collector current. If the base moves 5mA negatively on its standing potentials, at a gain of 50 the collector

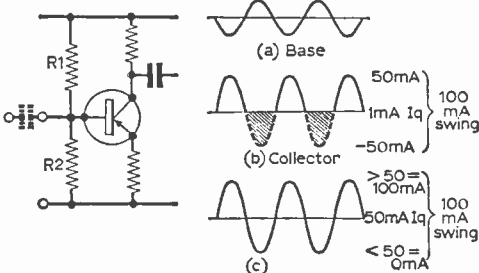


Fig. 1: Common-emitter amplifier.
Fig. 2: Need for adequate collector Iq.

will increase 250mA above its standing or quiescent value but will never drop below it. In this case obviously we can safely run the transistor on a quiescent collector current of only 1mA since the variation due to signal drive will be wholly incremental—Fig. 3(d).

Now reverse the diode and connect it positive-wise so that it passes only positive current to the base. Here the signals on the base will be wholly the positive half of the wave, Fig. 3(e); the collector current changes will be wholly *decremental*; the collector current will try to move less than its quiescent value to the tune of 250mA downwards (on peak signal) and the transistor will cut off, Fig. 3(f). The result (and this occurs often enough) will be "no signals". Raise the standing collector current to a value of some 250 or 275mA quiescent, however, so that a reduction of 250 can be accommodated without cutting off the transistor and once again everything is jake.

IMPORTANCE OF PHASE

Now let us state the rule—namely, that not only the *size* of the incoming signal will have to be considered but also its *phasing*, whether wholly negative-wise, wholly positive-wise or effectively a.c. If you apply a positive-going signal to the base of a transistor already biased near to cut-off, and the signal is of any sort of amplitude, the transistor will cut off. If you apply a negative-going signal to a transistor already biased so that its standing current is near the maximum either according to published data (when an increment will destroy it) or according to its load so that any increase will cause all the available volts to be dropped, so bottoming the transistor, the result will be no signals.

A wholly negative-going input allows the transistor to be worked at low values of collector quiescent current, a wholly positive-going signal requires it to be worked at a high standing collector current; an a.c. input requires it to be worked at midpoint approximately on its output characteristic so as to accommodate both increment and decrement of the standing I_{cq} .

These considerations do not need to worry us with small signals but in audio amplifiers where the currents and voltages can be considerable it is different. There is a misconception abroad that transistors cannot be used for large currents. Nothing is more mistaken. We have the GEX544, for instance, capable of charging your car battery to the tune of 5A and occupying no more space than a half-crown piece. Normal audio output stages may carry a current of anything from 100mA for the OC81 up to several amperes according to the transistors used; 20W outputs for public address systems can be achieved.

Perhaps we had better get out of possible trouble at this point by introducing Fig. 4 to explain that a wholly positive-going or a wholly negative-going signal on the base does not in practice modulate the base wholly upwards or below its standing bias,




Fig. 4: Shift of standing bias due to input signal.

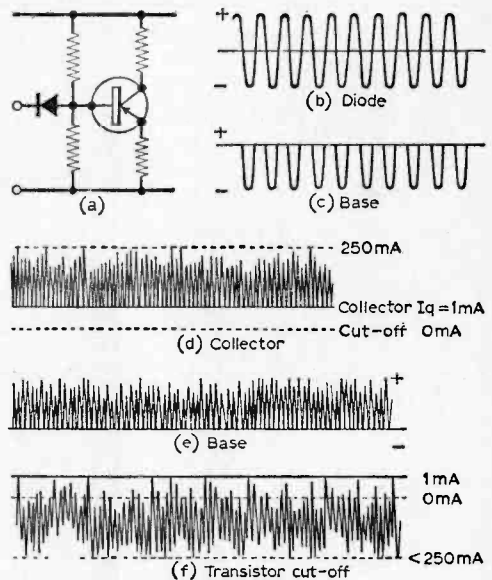


Fig. 3 (a), (b), (c) and (d): Negative-going input; (e) and (f): Positive-going input.

though for practical purposes it is usually enough to consider it so. In fact the standing bias on the base is increased or decreased to a new value by the addition (electrical) of the mean of the applied signal—the figure should make this clear enough—and the base moves about this *new* value. The standing collector current will thus increase or decrease on signal to a new value, moving with the frequency modulation around this; it may need to be calculated or not according to the size of the signals expected to be handled. If we allow ourselves a sufficient margin so that the collector current will never vary sufficiently to be near cut-off or bottoming we can ignore this factor.


But what we must remember in transistor technique is that the *phasing* of the incoming signal may be important.

PRACTICAL AMPLIFIER CIRCUITS

Since transistors are normally battery operated it is obvious that push-pull circuits worked in Class B will normally be preferred in output stages on account of their saving in battery despite that they compare unfavourably with Class A where fidelity and hi-fi is concerned. A Class B output stage can give five times the output that one transistor would give alone or, put another way, the total dissipation of the two transistors in Class B can be five times that of either, thus enabling an output of 1W (from two OC81s, for instance, paired in Class B) to be achieved without either transistor exceeding 200mW at an efficiency of 80%. (Class A gives only 50% efficiency.)

The principle of Class B operation is that both halves of the stage are biased to cut-off, thus drawing no current under no-signal conditions.

Considering a sinewave input, if we apply the negative half of the wave to transistor A (Fig. 5) the collector current will vary according to the




Complete FM (V.H.F.) AM RADIO FOR £11.10

(carr. paid)
Brand new set, in superb walnut cabinet (size 19 x 8½ x 14½ in. high). Covering 80-100 Mc/s. 16-49 M. and 200-500 M. Mains trans. 200-250 v. with 2 tappings. Ferrite rod aerial for A.M. (variable); volume on/off, tone tuning, w/change. Gram and ext. speaker position provided. Valves 12AT7, 12AH8, 6BJ6, EABC80, 6BW6 and metal rectifier. Fully guaranteed. Today's Value. £20.

TAPE—TOP QUALITY BOXED—GUARANTEED. 4in.—600ft. 12/6; 5in.—1200ft. 30/-; 5in.—900ft. 17/-; 5in.—600ft. 12/6; 5½in.—850ft. 15/-; 5½in.—1200ft. 17/6; 5½in.—1800ft. 35/-; 7in.—1200ft. 17/6; 7in.—1800ft. 26/6; 7in.—2400ft. 45/- (all plus 1/- post. 6 or more post free).

THE "MILAN" 6-TRANSISTOR AND DIODE PORTABLE

COMPLETE KIT FOR ONLY £6.12.6 (post 3/6)



500mW push-pull output. Ferrite rod aerial, car aerial socket and coil. M.W. and L.W. full coverage. Operates on two 4.5v. cells. Printed circuit board 8½ x 2½ in. All holes drilled and component positions marked. Instructions 2/6 for kit (refunded on purchase of kit). Size 9 x 3½ x 7½ in. 8 x 2½ in. P.M. high quality speaker. Attractive Vynair covered cabinet, two tone. Two batteries 5/6 the pair (Ever Ready 126). Mullard transistors OC44, 2 x OC45, OC81D, and 2 x OC81, and 2 x OC81. Top grade Weymouth Radio, coils and transformers. Alignment service if required 17/6 (inc. post). Write for list of prices. All parts supplied separately. Built in two hours.

BUILD YOUR OWN RECORD PLAYER

Price £11 carr. paid

Fully built 2-valve amplifier

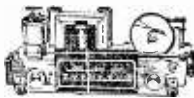
B.S.R. 4-sp. autochanger, case 17 x 15 x 8½ in. Assembled in 15 mins. Similar cabinet for tape recorder with plain board only £3. carr. paid. Attractive colours.

3-valve amplifier 15/- extra

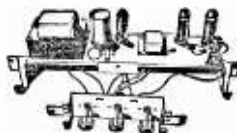
AUTOMATIC RECORD CHANGERS—LATEST MODELS. 4 SPEED CRYSTAL CARTRIDGE. All 5/- extra carr. B.S.R. UA14, £6.10.0. UA14 Stereo, £7.3.0. Garrard Slimline. Mono £7. Stereo, £7.11.0. Motor Board for UA8, UA20, UA14, Slimline. 5/- (post 1/6) or 3/0 post paid when purchased with Autochanger.

TELEFUNKEN STEREO AMPLIFIERS. 2 ECL12-2—2 x 2½ watts. 12 x 9 x 2½ in. piano keys. £3.19.0. post 4/-. With internal power pack.

SELF-POWERED VHF TUNER CHASSIS Covering 88-95 Mc/s. Mullard permeability Tuner. Dims. 10½ x 4½ x 5½ in. high 10V85 and 3—EF91 and 2 diodes. Metal Rectifier. Mains transformer. Fully wired and tested! Only £7.7.0 (carr. paid), some tarnished chassis otherwise O.K. £6.6.0.



Vynair Cabinet included. Room diode 12/6. Feeder. 6d. yd.



PUSH-PULL AMPLIFIER £5.5.0

(5/- Carr.)

Brand new 200-240 A.C. mains. Bass, treble and vol. controls. With valves E220, EAC83 and 2-E124 giving 600 s.w. Chassis 12 x 3½ x 3½ in. With o.p. trans. for 2-3 ohm speaker. Front panel for 2-3 ohm speaker. Front panel (normally screwed to chassis) may be removed and used as "flying panel." Stereo version 2 x 4 w. same price.

(normally screwed to chassis) may be removed and used as "flying panel." Stereo version 2 x 4 w. same price.

TAPE RECORDER AMPLIFIER



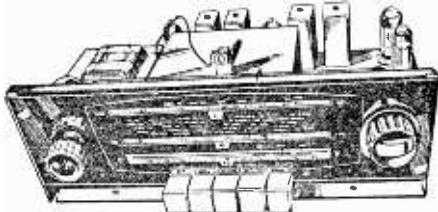
Type TR1. Fully built, high gain, low noise, printed circuit. Hammered bronze front panel 13 x 5½ in. Height 5½ in. overall. Front to back 5½ in. Vol. and on/off tone. Mike, radio and ext. speaker jacks. Valves EAC83, E122, E220. Mains trans. Ready to bolt to B.S.R. Deck. Complete with switch wane wired. Our Price ONLY £5.15.0 (6/- Packing and Carr.). Also available for Colouro Deck at 5/- extra.

Transistor Set Battery Eliminator. Converts you 6 transistor receiver to mains operation. With lead and battery charging attachment. For Miniature Sets, size 1½ x 1 x ½ in. Price 18/6. For Larger Sets, 3 x 1½ x ½ in. Price 24/6.

TRANSISTOR COMPONENTS

M.W. and L.W. ferrite rod aerial with car coupling coil. For 200pF condenser. 8/-; Osc. coil; 1st, 2nd and 3rd L.F.'s. all 5/6 ea.; Driver trans. 7/6; min. 64pF 10v; 100pF 15v; 300pF 5v; all 1/9 ea.; Tuning cond. 200mF x 176 pF 8/6; post 9d. on all orders.


BRAND NEW AM/FM (V.H.F.) RADIOGRAM CHASSIS AT £12.12.0 (Carriage Paid)



A.C. ONLY. Chassis size 13 x 6½ x 5½ in. high. New manufacture. Dial 14½ x 4 in. in 2 colours, predominantly gold. Pick-up, Ext. Speaker, Ac., E. and Dipole Coils. Five push buttons—OFF, L.W., M.W., F.M. and Gram. Aligned and tested. O.P. Transformer. Tone Control. 1000-1900 Mc.: 200-500 M., 88-98 Mc/s. Valves E220 rect.; EC851, EF89, EABC80, E124, EAC85. Speaker and cabinet to fit chassis (table model), 47/6 (post 4/-). 9 x 6 in. ELLIPTICAL SPEAKER. 20/- to purchasers of this chassis. **TERMS:** (Chassis) £3.10.0 down and 5 monthly payments of £2. Cheap Room Dipole for V.H.F., 12/6. Feeder 6d. yd. Circuit diagram 2/6.

"SCALA" 6-TRANSISTOR and DIODE KIT FANTASTIC VALUE

£6.5.0 (Post 3/-)



All Brand New Parts—attractive cabinet—choice of 6 colours: 8½ x 2 x 5½ in. high. Ferrite aerial, printed circuit, good styling, 8½ in. speaker, fully tunable L.W. and M.W., 400 M.W. push-pull output. All parts supplied separately. Write for Price List, Construction Book and Circuit. 2/6 (refunded when kit purchased). Or fully built at £7.10.6 (battery 2/6).

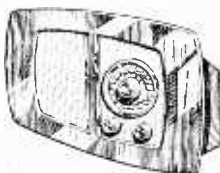


TABLE MODEL TRANSISTOR SET

£7.14.0 (carr. paid)

6 transistors and diode. 5in. speaker, superhet circuit. Cabinet 13 x 7½ x 4½ in., battery included. Fully tunable L.W. and M.W. Polished walnut front. Cabinet 13 x 7½ x 4in.

SUPERIOR GRAMPHONE AMPLIFIER

Valves UY85, UY80 and U124. Mains trans. 200-240 ac. Covered baffle 13 x 7½ in. (3½ in. speaker). 3 front controls bass, treble, on/off/vol. 74/- (post 4/-) either type. Rexine cabinet to fit, with carrying handle, and lid (detachable) 14in. or 12 x 8½ x 3in. 16/- extra.

GRAMPHONE AMPLIFIER. With 5in. SPEAKER Baffle 12½ x 6in. E122 and Rectifier, Tone and Volume. On/off switch. Useful for stereo, 57/- (post 4/-).

5 WATT AMPLIFIER

Our price ONLY 5/- (post 4/-) NEW MANUFACTURE: valves EF91 and E124 with metal rectifier; 6 x 4 x 1½ in. high 60in. output. Mains trans. and o.p. with vol. and tone controls; on/off; co-ax input.

COLLARO STUDIO TONE TRANSCRIBER. 3 MOTORS. 3 SPEED. 1½, 3½ and 7½ L.P.S. Push buttons, £10.7.8 (10/- carr.) inc. spool.

BATTERY ELIMINATOR

For 4 Low Consumption Valves (86 gnat) 30v, 15mA and 1.4v. 125mA A, 474 (20v post), 200-230v. A.C. Also for 250mA, 1.4v. and 90v. 15mA at same price. Two separate units to replace existing batteries.

BATTERY RADIO

Valves DK96, DF96, DAF96, D196. Two Short Wavebands 16 to 49 M and 25 to 75 M. Size 10½ x 4½ x 3½ in. £4.7.6. carr. paid. M.W. and S.W., £4.11.0 carr. paid.

ALL ITEMS ARE NEW AND FULLY BUILT UNLESS OTHERWISE STATED. TESTED BEFORE DESPATCH. Terms Available on Items over £3. Send 6d. (stamps will do) for 20-page illustrated catalogue. Delivered by return C.O.D. 2/- extra.

ALL ITEMS GUARANTEED 12 MONTHS VALVES 3 MONTHS


GLADSTONE RADIO

"SCALA", CAMP RD., FARNBOROUGH, Hants.

(Farnborough 3871) and at 247 New Road, Copnor, Portsmouth.

FARNBOROUGH CLOSED SATS.—PORTSMOUTH WEDS.

an *Armstrong* chassis is more than just a radiogram chassis



It is a carefully designed combination of tuner, control unit and amplifier in one compact unit which can be used as the basis of a complete high fidelity system. A system which can include tape recording and playback as well as radio and record reproduction.

STEREO 12 MK.2 £40.5.0

8 watts push-pull output from each channel, 16 watts total. VHF, with automatic frequency control, medium and long bands. A hi-fi system on one compact chassis.

STEREO 55 (Illustrated) £29.18.0

A junior version of the Stereo 12 Mk. 2, 5 watts per channel, 10 watts total. VHF and medium bands. Inputs for tape, pick-ups and possible future stereo radio.

JUBILEE MK.2 £28.5.0

A mono chassis of 8 watts push-pull output and covering VHF, medium and long bands. Separate tone controls. A.F.C. Pick-up and tape inputs. **U**

AF208 £21.4.0

An AM/FM mono chassis of 5 watts output covering VHF and medium bands. An inexpensive version of the Jubilee Mk. 2.

Post this coupon or write for catalogue or call at our showroom for full demonstration and professional advice on your installation. Open 9-5 including Saturdays.

NAME _____ PAC

ADDRESS _____

ARMSTRONG WALTERS ROAD, HOLLOWAY
LONDON N.7 NORTH 3213

NOW!

BUILD THE KING OF MUSICAL INSTRUMENTS

Schober 'BUILD-IT-YOURSELF' ELECTRONIC ORGAN KITS



Comprehensive kits include ready-sprung keys and switches, tone generators, printed circuits, everything! Fun to build, easy to play, superb tone. Can be coupled to existing Hi-Fi set or separate speakers.

Send for free record of recital played on completed organ and more details:

BURGE ELECTRONICS LIMITED

BUSHEY MILL LANE, WATFORD, HERTS.

Telephone: Watford 22235. Cables: Diapason, Watford.

THE LARGEST ELECTRONIC ORGAN BUILDERS IN EUROPE

TAS/BE.36

Become a Television expert this easy way

The Bennett College offers you personal tuition in a course that's non-mathematical and particularly easy to follow. It contains clear diagrams which cover everything you want to know from beginning to end (and even includes the basic principles of sound radio if you wish).

The complete home-study course covers everything: Production of the signal, scanning and reproduction of picture from signals. Aerials, types and purposes. The cathode-ray tube. Time-base oscillators, and output circuits. Synchronisation. Video frequency amplifiers. The TV tuner, turret incremental, etc. Television test gear. Television faults.

For more details, please fill in the coupon below. Your studies cost very little and the book you need is included in the cost.

To THE BENNETT COLLEGE (Dept. B104NTV, Sheffeld)

Please send me details of the new
TELEVISION SERVICING COURSE

NAME _____

ADDRESS _____

AGE _____

modulation incrementally from 0V; the positive half of the wave will move the transistor into cut-off and will not be reproduced. If we can now apply the positive half of the wave to transistor B in such a manner that to transistor B it looks *negative*, transistor B will handle it while transistor A remains inoperative. This is achieved by a phase-splitter. It is often a centre-tapped transformer, but to understand the process consider the split-load stage, Fig. 6.

Here the collector load is half in the collector and half in the emitter and we have chosen $1k\Omega$ for each. When the transistor is driven on the base the collector current varies about its quiescent value in the normal manner. Assuming a standing value of $1mA$ and a line voltage of $-9V$ under quiescent conditions the collector is at $-8V$ and the emitter at $-1V$. An increase in current will cause the collector to become more positive, say an increase of $0.5mA$, then the collector load drops another $0.5V$ and the collector is at $-7.5V$, while the emitter moves from $-1V$ to $-1.5V$. Thus as the collector moves positively the emitter moves *negatively*.

Suppose we connect the collector to the base of transistor A (Fig. 7) and the emitter to transistor B (same figure). Both these transistors are biased to cut-off under standing conditions. Neither is conducting. As the collector moves positively and transistor A base moves positively and transistor A moves further into cut-off. But the same instant the current in the collector of the phase-splitter is moving the emitter *negatively*; this, connected to transistor B, moves the base of transistor B negatively and transistor B moves *out* of cut-off and amplifies.

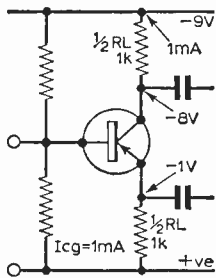


Fig. 6: Split-load stage.

When the current in the phase-splitter is moving decrementally on the positive half of its input the collector is moving negatively. This applied to transistor A brings it out of cut-off and into operation, while at the same instant the emitter of the phase-splitter is moving positively so that transistor B now moves *into* cut-off and becomes inoperative.

So each half of the Class B stage deals with one half of the input wave only.

The comparative transformer phase-splitter circuit is shown in Fig. 8. With the secondary centre tap earthed, when one end of the secondary is moving positively the opposite end will be moving negatively, and vice versa, so our conditions for Class B are fulfilled.

MATCHED PAIRS

The two output transistors must be matched. If the alpha (i.e., gain) of one is more than that of the other then one half of the input wave will receive more amplification than the other with consequent distortion. If response to frequency of the two transistors is not the same then some frequencies will receive more amplification in one

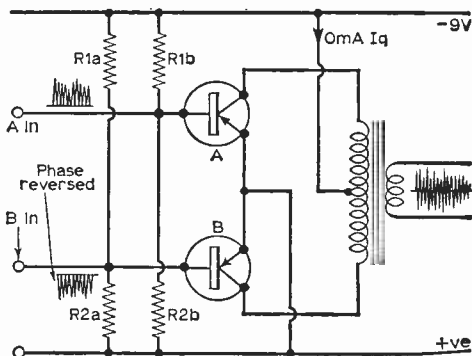


Fig. 5: Class B operation: both transistors biased to cut-off.

than they will in the other, or the cut-off frequency may be different and one may not reproduce at all frequencies which the other is reproducing. Transistors are sold in matched pairs to safeguard against this.

With transistors a phenomenon occurs at the moment when the two transistors are changing over which can cause considerable distortion. In order to get over this transistors in Class B are *not* run at quiescent cut-off; a small forward bias is given to each base allowing each to draw a small current under no-signal conditions. With R1 in each case consisting of a potentiometer the standing bias on each base can be varied within fine limits until the amount of standing current in each transistor is so adjusted that the minimum distortion results.

The circuit shown, Fig. 9, though quite theoretical, has been built and is capable of giving a perfect response at sufficient output to fill a small room and it is quite excellent to experiment with. It will NOT work from a radio receiver because the gain is insufficient to enable it to amplify the small signals from such a source to a sufficient extent. The actual gain of this circuit is round about 30 and we need at least 100 for practical purposes. The additional gain would normally be achieved by having a further "driver" stage either between

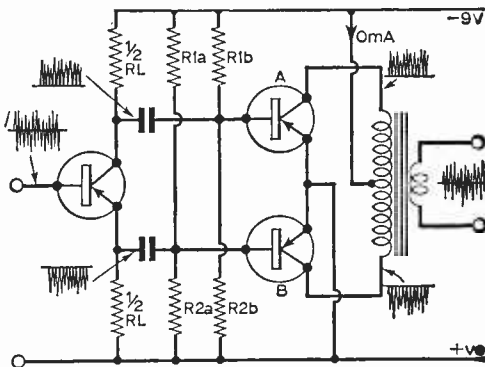


Fig. 7: Phase-splitter driving two output transistors.

the phase-splitter and the output or in front of the phase-splitter. The push-pull driver would be governed by exactly similar considerations to those we have discussed for the output stage except that since it will be handling smaller signals the standing collector currents will be chosen to have different values; the various resistances and loads can be higher as smaller values of current can be used.

SPLIT-LOAD PHASE-SPLITTER

But first let us examine the split-load phase-splitter again for a moment. To begin with it is obvious that with half the load in the collector and half the load in the emitter, each being applied to its own following transistor, the possible gain of this circuit must be considerably less than would be possible with the entire load in the collector. Transformer phase-splitting is, therefore, normally used, even though transformer coupling introduces possibilities of positive feedback and other forms of instability where maximum gain is required.

This transistor phase-splitter, however, is an excellent example of the importance of *phase* of input in transistor work.

Consider a standing current of 1mA through load A and load B, each of 1kΩ with a line voltage of -9. Collector stands at -8 and emitter stands at -1. Consider now the stage driven from a diode connected *positively*. The collector current is varied decrementally. A variation of input of 100mA at a gain of 50 produces a change of 5mA in the collector circuit *decrementally*. You cannot reduce the collector current by 5mA when you have only 1mA to start with, so the result is "no signals". The transistor moves into cut-off.

Reverse the diode, connecting it *negatively*, and you now have an incremental change in collector current from 1mA standing (leaving out the change in the standing bias for the moment) to 6mA. The emitter moves from -1V to -6V (the 1kΩ load dropping 6V at 6mA); at the same time the collector moves from -8V to -3V. Once again we have "no signals" because we are left with no volts across the transistor at all, the transistor, in fact, is bottomed at peak signals.

If we are to leave on peak signals at least 1V across the transistor so that it does not bottom on peak signal we are left with only 8V of the possible 9V to play with. All the time in

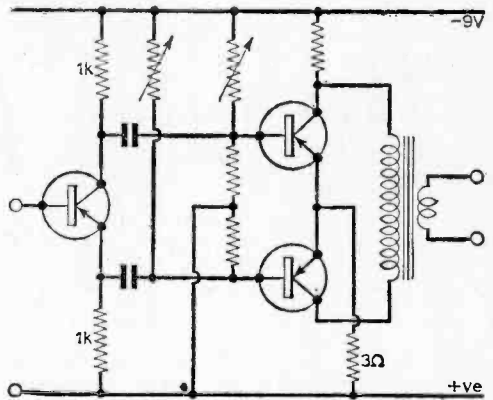


Fig. 9: An experimental circuit.

transistor work one is up against this question of limited supply volts.

Each half of the load must, therefore, not drop more than 4V if 1V is to be left across collector/emitter junction on peak signal. 1kΩ will drop 4V at 4mA, so this is the maximum collector current we can allow ourselves on peak signal. With a transistor gain of 50 this means that our peak input must not exceed $4/50\text{mA} = 0.08\text{mA} = 80\mu\text{A}$.

Now consider the phasing of the input. Suppose it is all negative from a diode connected *negatively*. The collector current therefore increases. But we have 1mA standing current, dropping already 1V over each half of the load; we can therefore accept only an increase of 3mA before we are dropping our 4V across each half. Suppose the diode is connected *positively*, causing a decrease in collector current; we can accept only 1mA decrease before we reach the stage of no current at all—i.e., cut-off.

Suppose there is no diode and the input is sine-wave a.c. The output will distort on the positive side as soon as 1mA is reached, for there the transistor will cut off while being able to take 3mA on the negative half of the wave before squaring commences as the transistor starts to bottom.

Assuming sine-wave a.c. then, we will have to work the transistor at the midpoint with regard to both loads. A value of 2mA standing current will place the emitter at -2V and the collector at -7V. The collector can now move 2V positively to 5V and 2V negatively to 9V, while the emitter can move 2V negatively to -4V and 2V positively to +6V.

Alternatively, assuming a diode and therefore a unidirectional input, if the diode is connected *negatively* then the standing bias must be such that the transistor quiescent collector current is almost nil if we are to accommodate the maximum signal amplitude; conversely, if the diode be connected *positively* then the transistor must be biased so as to take nearly the maximum collector current (short of bottoming) if it is to accept the maximum decrement before it cuts off altogether.

SERIES CONTINUED NEXT MONTH

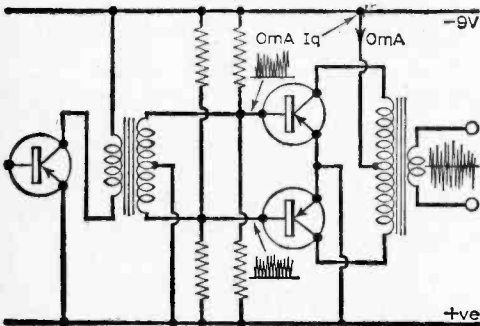


Fig. 8: Transformer phase-splitter.

By A. Cole

Quality Amplifier

Continued from page 1021 of the March issue

THE TUNER

and tuner

THIS tuner is of a relatively advanced design, and should only be attempted by the experienced constructor. Three i.f. stages are used on f.m. giving unusually high gain. Very high sensitivity and selectivity is obtained on the a.m. channels, one longwave (Light Programme) and three medium-wave (Home, Third, Luxemburg) pre-tuned channels being selectable by a second switch (S1). These positions have individual coils, so the cores may be re-set for any alternative stations.

The high sensitivity and selectivity is obtained by using a high-gain r.f. stage ahead of the frequency changer. A.G.C. operates on three stages and is delayed by about a volt at R38; the action is thus very effective for reception of Luxemburg.

The f.m. tuning head is a *Heathkit* model FMT-4U. This uses an ECC85 as r.f. amplifier and frequency changer. In the circuit diagram only components to be inserted new inside this unit are given reference numbering.

Experienced constructors could attempt to build the r.f. head themselves, but it is very critical. The author initially constructed two home-built designs of this head, both of which worked well, but with sensitivity well below that of the *Heathkit* Unit. It is extremely difficult to get optimum home-built coils for this unit.

Therefore it was finally decided to use a commercial head, to guarantee success to all constructors. No other part of this design should offer particular difficulty.

The v.h.f. head must, however, be modified for application of Automatic Frequency Control (a.f.c.). While this would be essential for a home-built head, to prevent oscillator drift, this trouble does not arise with the *Heathkit* unit because it employs accurately matched temperature-coefficients on the relevant capacitors. Its purpose in the present design is to simplify the tuning, so that only a knob directly on the tuning-spindle suffices, slow-motion drives and dials being unnecessary. This permits a clear, simple and "open" panel design characteristic of switched tuners.


The action of the a.f.c. is that, once a station is even partially tuned in, it automatically slips into exact tuning and locks there, even for the moderate displacements of the tuning control. This gives easy tuning while maintaining full high selectivity.

It also avoids the extreme distortion experienced when an f.m. tuner is set slightly off a station.

Quality deteriorates with mistuning much more severely on f.m. than on a.m., so that spot-on tuning is required. The a.f.c. circuitry in the present design incorporates a capacity diode, type BA110.

The Capacity Diode

A capacity diode is a semi-conductor device in the form of a small diode operated with a d.c. polarising voltage in the non-conducting direction, i.e. cathode positive to anode. The higher this polarising voltage, the smaller is the effective



The *Heathkit* f.m. tuner head, used in the tuner.

capacity presented by this diode. The circuit to which the diode is connected thus "sees" merely the equivalent capacity, which can be varied over a large range by variation of the polarising voltage. It is, of course, essential to use "normal" blocking capacitors where necessary to prevent the polarising voltage influencing the other circuitry, such as C1 in the modified r.f. head.

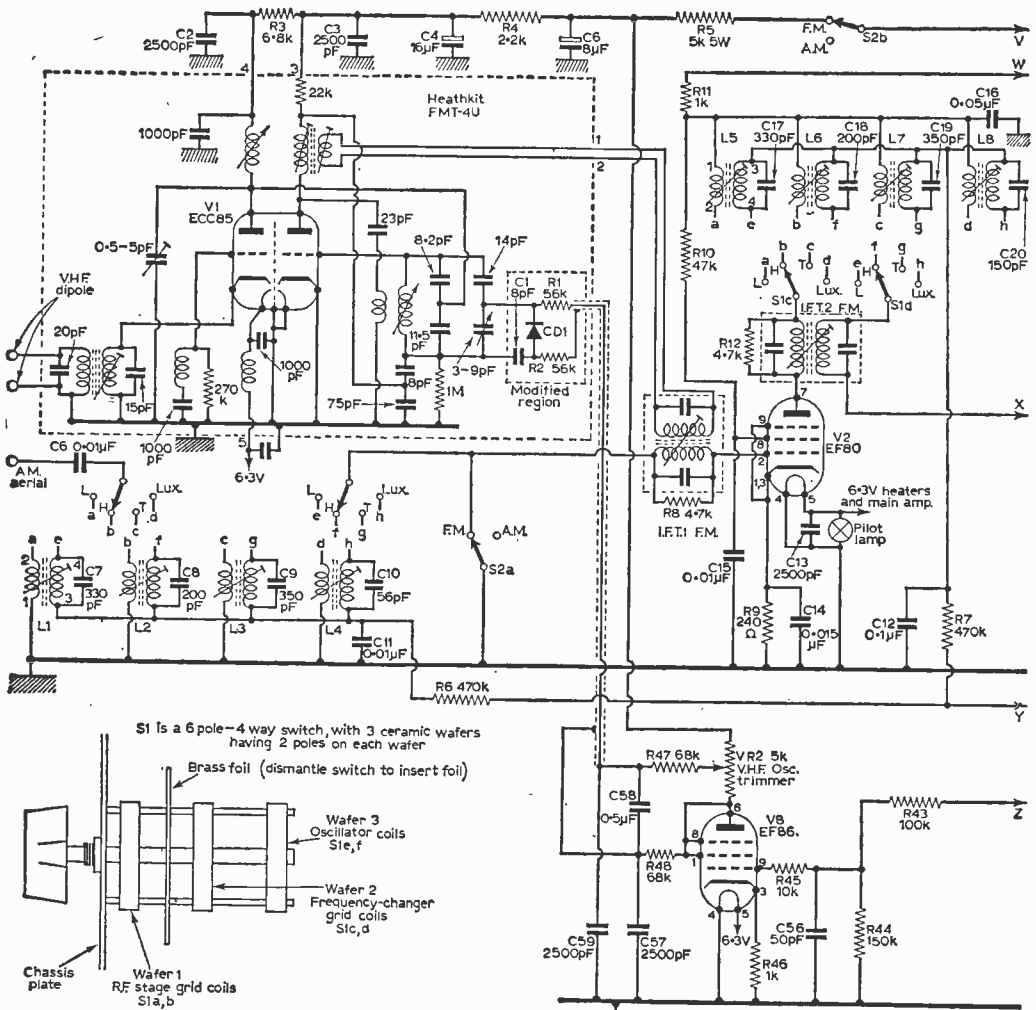


Fig. 9a: The r.f. and a.f.c. stages of the circuit.

The added resistors R1 and R2 serve to prevent loading of the oscillator through the a.f.c. d.c.-control line. The d.c. polarising voltage is applied to the far end of these resistors, through a thin screened cable, which can be taken out through the adjusting hole of the i.f. coil. As the screening of this cable is at some h.t. potential, do not connect it to chassis, and use a cable with final external insulation (microphone cable).

In wiring the a.f.c. components in the r.f. head take care to prevent mutual shorting or shorting to the re-assembled outer aluminium casing subsequently. The head is opened by prising off the two end caps, removing the holding screws at the sides, and then bending the outer aluminium casing apart until the internal chassis-unit can be slipped out. Assemble in the reverse order.

Fig. 11 gives details of the BA110 capacity diode, showing the relationship between effective

capacity and applied polarising voltage. It is seen that a polarising voltage of some 4V is needed to give about 8pF effective capacity, which together with C1 restores the original capacity of about 4pF of the removed original fixed capacitor.

The polarising voltage is adjusted by VR2 (in the anode circuit of V8) which thus functions as v.h.f. oscillator trimmer. It should be set about a third to half rotation from the anode end. C1 (if necessary) and the oscillator core should then be adjusted during aligning to restore correct coverage (88 to 108Mc/s); the r.f. trimmer may also need re-peaking.

Ratio Detector and A.F.C.

V6 is a conventional ratio detector. At the centre frequency of the passband, voltages induced in the IFT5 secondary are such that the diodes

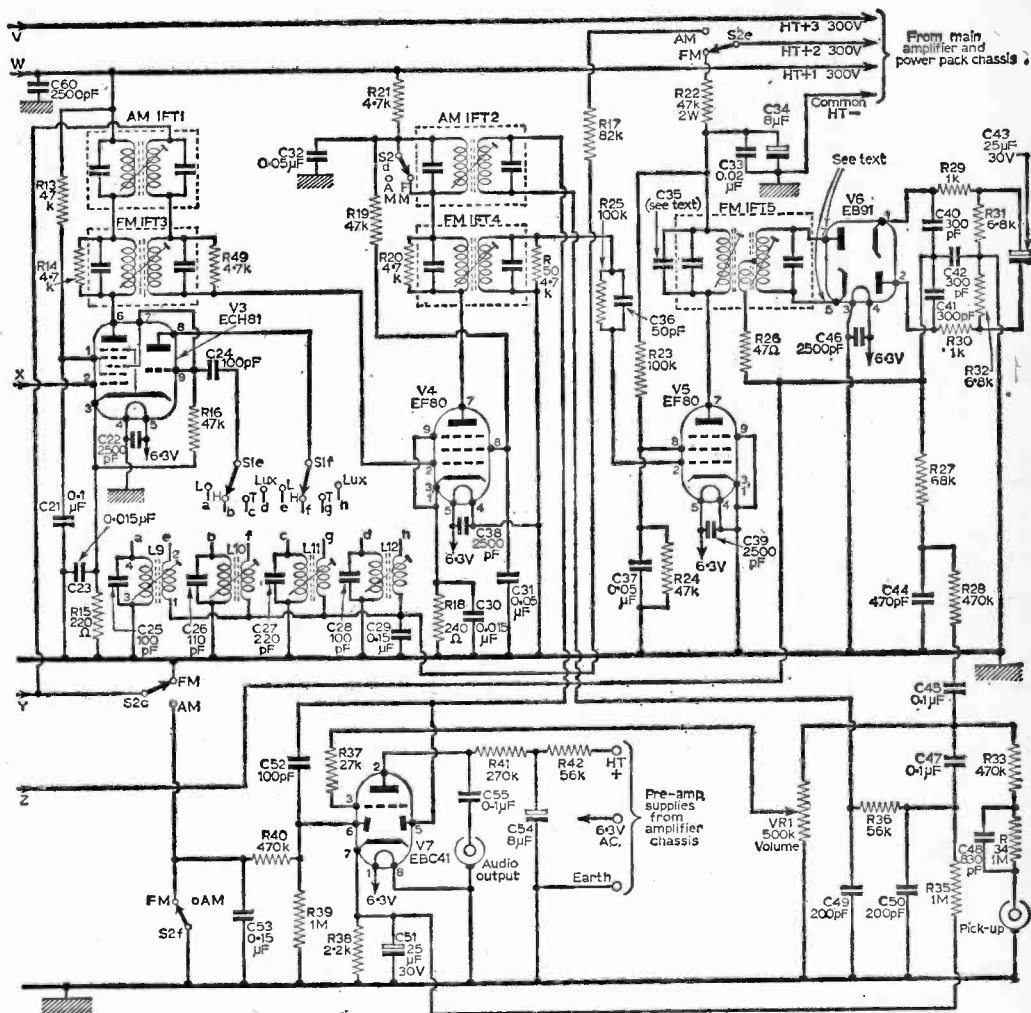


Fig. 9b: The i.f., detector and audio stages of the circuit.

receive equal signals, which appear respectively (rectified) across C40 and C41, and in such polarity that their sum appears across C43.

If the signal frequency deviates from the centre, the phasing in the IFT5 coils is such that the diodes receive different signals and C40/C41 carry different rectified voltages. However, provided that the amplitude does not change during the frequency excursions, i.e. provided we have pure f.m., the sum of the voltages across C40 and C41 (across C43) remains constant over a wide band. If the alignment is not correct, however, distortion is heavy.

If either a pure a.m. signal is present, or unwanted a.m. together with the wanted f.m., the voltages on C40 and C41 will attempt to follow the rhythm of the amplitude modulation. But they are hindered by the extremely large capacity of C43, which cannot follow so quickly. Thus C43 imposes

heavy and variable damping on the circuits of IFT5, through the diodes, shorting out the modulated portion of any a.m. signals. R29 and R32 give this a.m. damping optimum time constant and characteristics.

Although the ratio detector is inherently insensitive to a.m. and does not, basically, require a previous limiter stage, its a.m. rejection is not perfect, and a limiter is still desirable. The final i.f. amplifier V5 is built as a leaky-grid rectifier limiter operating with starved screen voltage to give anode bottoming.

Negative excursions of amplitude are clipped on the grid-base due to the rectified signal bias developed across R25 and C36, and positive excursions are clipped by anode bottoming. The output signal is thus, at the anode, free of amplitude modulation. A point to watch carefully when using this kind of limiter is that it operates as

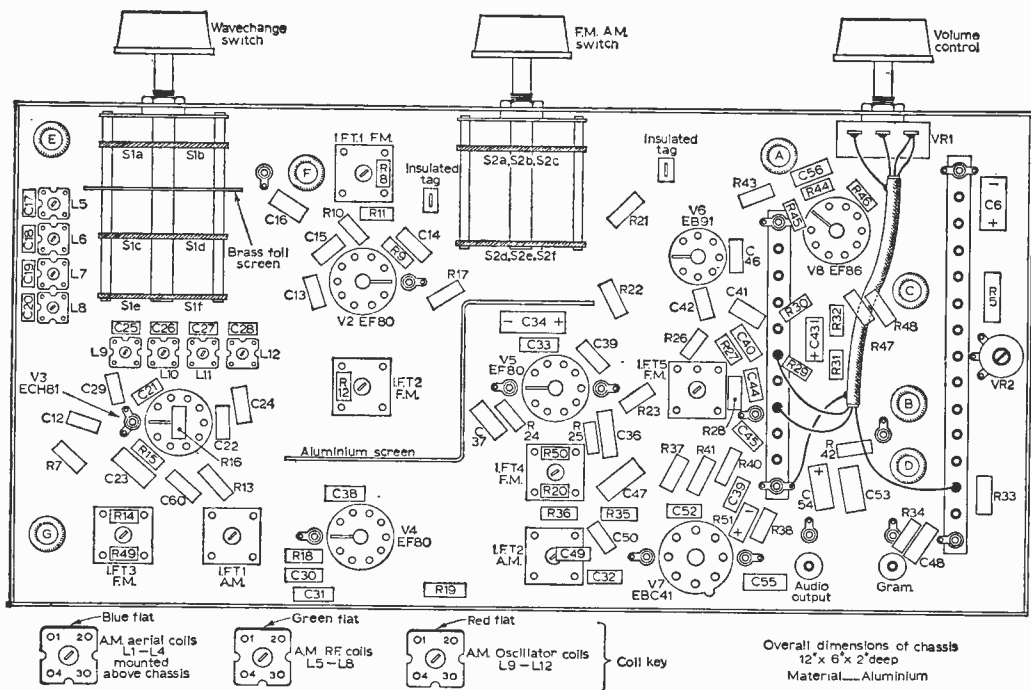
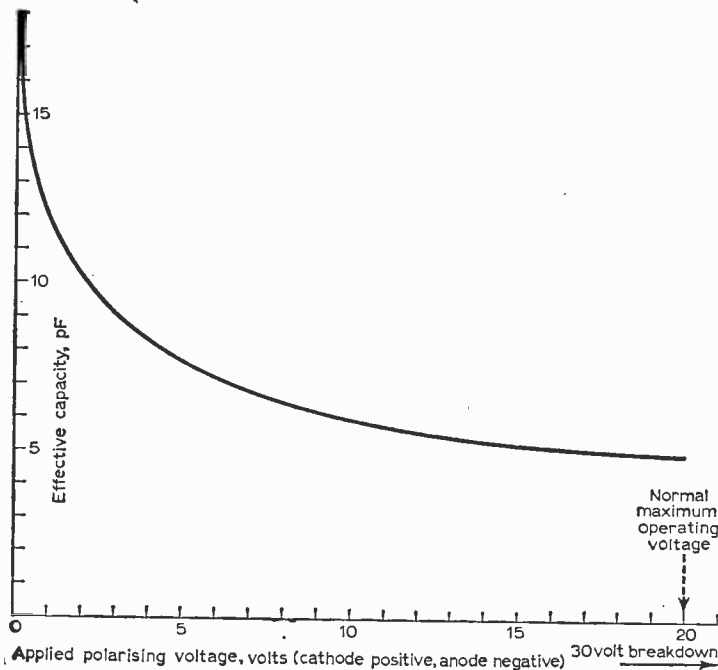


Fig. 10 (above): The layout of components.

Fig. 11 (below): How variation of polarising voltage affects the capacity.



leaky-grid *detector* for any a.m. present, the a.m. which it removes from the i.f. waveform appearing at the anode as *audio*.

Furthermore, if the r.f. head is tuned off to the signal flank the f.m. signal will also deliver an audio output at V5 anode by virtue of "flank detection". If these audio components are allowed to develop, capacitive coupling through IFT5 and out through R26, R27 into the main audio amplifier chain can be appreciable.

Such "stray" audio can reach amplitudes up to 5 or 10% of the wanted signal, and is often extremely distorted. The net result would be an enormous increase of distortion in the audio output. To remove all trace of this effect, C34 is included to short-circuit the anode load (R22) for audio frequency. The small parallel capacitor C33 is still needed to give i.f. decoupling, as electrolytics alone can have far too high an impedance at 10.7Mc/s.


—CONTINUED ON PAGE 1107



SUB-MINIATURE ELECTROLYTIC FOR TRANSISTOR CIRCUITS

These capacitors are ideal for miniaturised transistor circuits such as in pocket radios. Each is available with wires at opposite ends for horizontal mounting ("H"), or at one end for vertical mounting ("V").

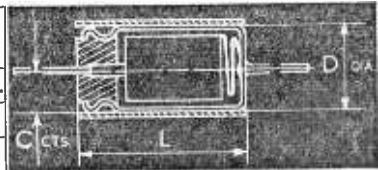
Connection wires are welded for low resistance contact and solder coated for ease of assembly. The standard length is $1\frac{1}{2}$ " for the horizontal range, cropped to $\frac{3}{16}$ " for the vertical range.



The capacitors are in insulated seamless aluminium cases and sealed with a synthetic rubber bung.

Capacitance and Tolerance Standard tolerance is $-20\% + 100\%$ of the rated capacitance.
Operating Temperature Range: -20°C to $+60^{\circ}\text{C}$.

T.C.C. TYPE	CASE SIZE IN INCHES			MAXIMUM D.C. WKG. VOLTAGES AND CAPACITANCE (μF)					
	D	L	C	3V.	6V.	10V.	15V.	25V.	50V.
CE.8 ..	$\frac{1}{2}$	$\frac{3}{4}$	0.14	100	80	60	40	25	8
CE.9 ..	$\frac{3}{8}$	$\frac{3}{4}$	0.2	250	200	160	100	60	20



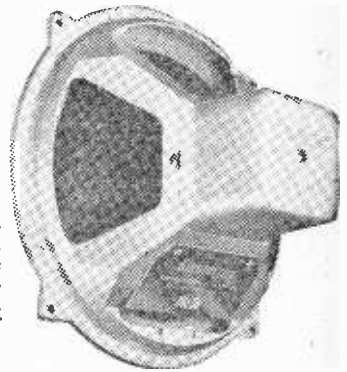
THE TELEGRAPH CONDENSER CO. LTD.
RADIO DIVISION • NORTH ACTON • LONDON • W.3 • Tel: ACOrn 0061



Stentorian

NEW MODEL H. F. 1016 'MAJOR'

This new unit makes use of the high flux density available in the magnet system of the previous H.F.1016 unit. A curved diaphragm is used with a rigid centre section coupled to the voice coil. The rigid coupling and the design of the cone termination give a balanced response over the whole audio range. The unit is specially suitable for use in the smaller type of enclosure having a volume of approximately $1\frac{1}{2}$ cubic feet.



Type	Flux Density	Price	Type	Flux Density	Price
8" H.F.816*	16,000 gauss	£6.0.0	T.816	16,000 gauss	£5.13.6
8" H.F.812*	12,000 gauss	£3.12.9	T.12 tweeter	16,000 gauss	£13.4.6
8" H.F.810	10,000 gauss	£2.14.3	T.10 tweeter	14,000 gauss	£4.8.3
6" H.F.610	10,000 gauss	£2.5.0 Steel £2.6.9 diecast	T.359 tweeter	9,000 gauss	£1.10.6

* These 2 speakers incorporate a universal impedance speech coil.

Specification:


Chassis—die cast aluminium;
Cone—graded pulp cambric surround; Cone dia.—9 ins.; Pole dia.—1 in.; Flux density—16,000 gauss; Total flux—64,000 maxwells; Impedance—15 ohms.

Price: £8.19.6 (inc. tax)

See us at the **AUDIO FAIR**
STAND 42
DEMONSTRATION ROOM 415

WHITELEY ELECTRICAL RADIO CO. LTD.
MANSFIELD • NOTTS. • Telephone: MANSFIELD 1762-5

Here's the way to BUILD A BETTER RECORDER



and save too! ALL PARTS AVAILABLE SEPARATELY

MODEL "D"—4 TRACK
 Amplifier 8311-4-V 12 gns
 Speaker & Case assembly 5gns
 Complete with Collaro Deck 34 gns

MODEL "B"—2 TRACK
 Amplifier 8312 8 gns
 Speaker & Case assembly 4 gns
 Complete with BSR Deck 21 gns

It's the excellence of the design and layout of the printed circuit amplifier sections of Martin Recordakits which ensure such exceptionally good standards of reproduction. It's the thoughtful way in which these Kits are presented for building that makes success assured. Everything is provided for and the finished product is one you will be proud of having built.

Send coupon for details of all Recordakits

MARTIN RECORDAKITS

From Radio Stockists or direct in cases of difficulty. Phone ISLeworth 5885

MARTIN ELECTRONICS LTD.
 155 High St., Brentford, Middx.
Recordakits leaflets please!

NAME

ADDRESS

PP.3

SOLDERING EQUIPMENT

by



PRECISION SOLDERING for the ELECTRONICS INDUSTRY

Comprehensive range—Robust & reliable
 - Light weight - Rapid heating - Bit sizes 3/32in. to 3/8in. - 'Permagit' or Copper bits - All voltage ranges 6/7v. to 230/250v. - Prices from 21/-.

Also

- ⊙ Plastic Cable Strippers
- ⊙ Miniature Solder Pots
- ⊙ Heat Guards
- ⊙ Long Life Bits

Illustrated is the 25w. 3/16in. replaceable bit model with safety shield.

ADAMIN— new range o precision micro-soldering instruments— Have you had details?

Brochure No. S10 sent free on request. Sole proprietors and manufacturers:

LIGHT SOLDERING DEVELOPMENTS LTD.
 28 Sydenham Road, Croydon, Surrey
 Phone: CROydon 8589 Grams: Litesold Croydon



THE PEMBRIDGE COLLEGE OF ELECTRONICS OFFERS TRAINING IN RADIO TELEVISION AND ELECTRONICS

ATTENDING COURSE

(A) Full-time One Year Course in Radio and Television. College course in basic principles for prospective servicing engineers. Next course commences 25th April, 1963. This course is recognised by the Radio Trades Examination Board (R.T.E.B.) for the Radio and Television Servicing Certificate examinations. Provides excellent practical experience on valve and transistor radio receivers and all well-known makes of television receivers.

HOME-STUDY COURSES

(B) Courses in Radio, Telecommunications and Mathematics for the City and Guilds Telecommunication Technicians' Certificates.

To: The Pembridge College of Electronics.
 (Dept. P11), 34a Hereford Road, London, W.2
 Please send, without obligation, details of
 A— B— (Please tick.)

Name

Address

The effectiveness of suppression by C34 should be checked by withdrawing V6 from its socket, when no signals should remain audible at any tuning setting. If distorted audio signals exceeding 1% of the normal output amplitude are heard, C34 must be increased in value.

If no signals at all are heard from the finished tuner until C34 is disconnected, and then only weak and distorted signals which remain when V6 is pulled out of its socket, check the valve base connections of V6 as a mistake here is very common.

Audio Output

C43 is balanced to earth by means of the two load resistors R31, R32, the junction of which cannot follow the voltage fluctuations with frequency modulation present at the junction of C40, C41, because of the shunting of C43. Consequently the fluctuations appear across C42 as corresponding detected audio voltages and are fed via R27 to the a.f. stages, de-emphasis being provided by R27, C44.

The A.F.C. Signal

If the i.f. signal should be displaced from the centre of the i.f. passband, due to inaccurate setting of the tuning control on the r.f. head, then the potential of the junction of C40 and C41 is permanently displaced from the earthed junction of R31, R32. The polarity is according to the sense of the tuning error.

The error signal is d.c. coupled through R43 to the grid of V8, functioning as a d.c. amplifier and automatically adding the polarising voltage by virtue of standing anode current drop in VR2. The amplified error signal output from VR2 is thus of a form suitable for application to the capacity diode in the r.f. head, to correct the original detuning giving rise to the error signal.

For the a.f.c. function, V6 functions as a true d.c. discriminator, operating on the tuning of IFT5 as reference standard. It is thus essential that the i.f. transformers in the v.h.f. chain, especially IFT5, are properly aligned. Once the i.f. amplifier begins to "see" the sidebands of an approaching v.h.f. station, it generates a control voltage for the local oscillator to lock the signal immediately on to the centre of the passband and hold it there even after moderate temperature drift.


The gain of V8 is not high as the levels at the ratio detector are already ample. Its main purpose is to achieve a simple and stable insertion of the polarising voltage for the capacity diode without back reaction on the ratio detector. Another arrangement was tried, using a high-gain double-triode balanced d.c. amplifier with Zener diode stabilisation. This gave such powerful a.f.c. that once a station was locked in, one could not get rid of it again right round the dial, as the a.f.c. control could drag the oscillator round the entire tuning range. The aerial had to be removed momentarily to get rid of the station, and then get another (pure chance which one then, too!).

TO BE CONTINUED



PRACTICAL HOUSEHOLDER ANNUAL 1963

A Complete Guide to Home Improvements



TOOLS AND METHODS Building a Tool Kit—Joints and Fastenings—Dictionary of Tools.

DECORATING The right paints and tools—decorating indoors and out—wallpapering—ceilings—doors and windows.

HOUSE AND GARDEN Building sun porch, pool, garden furniture—laying foundations—draining a lawn.

PLUMBING AND HEATING Basic principles of central heating systems—boiler installation and operation.

ELECTRICITY Converting to ring main system—installing immersion heaters, electric cookers—underfloor heating.

POWER TOOLS Types to buy and how to use them—modern equipment described—electric saw use and maintenance.

FURNITURE, WOODWORKING Built-in furniture—re-upholstering—modern floor coverings—room divider—children's playgym.

KITCHENS Building cupboards and storage units—constructing kitchen cabinets with refrigerator space.

5-YEAR PLAN Detailed plan showing how to decorate and maintain your home progressively, indoors and out.


2/6 from all Newsagents and Bookstalls.

BIG DEMAND! Hurry for yours now!

FOUR VALVE TRANSMITTER

For 3.5 and 7Mc/s

by S. F. Appleyard, G3PND



The transmitter described in this article was built before the author obtained his transmitting licence in order to learn more on the subject of transmitters before sitting for the Radio Amateur Examination. The knowledge derived from designing and building the transmitter proved invaluable not only for the R.A.E. but several other radio examinations taken since. If the transmitter is built by someone not at present licensed, they are reminded that they must not put the transmitter on the air even for testing purposes, but there is nothing to stop anyone who is licensed testing it for them.

THE transmitter was intended to be simple and straightforward, operating on 3.5 and 7Mc/s c.w. only. It uses four valves: EF91, EF80, 6V6 and 807; and runs 25W to the final stage. All the

parts were out of the junk box except the chassis and front plate which were purchased for approximately £1. As most of the components were already at hand the values of some are not as accurate as might be but nevertheless the transmitter worked extremely well.

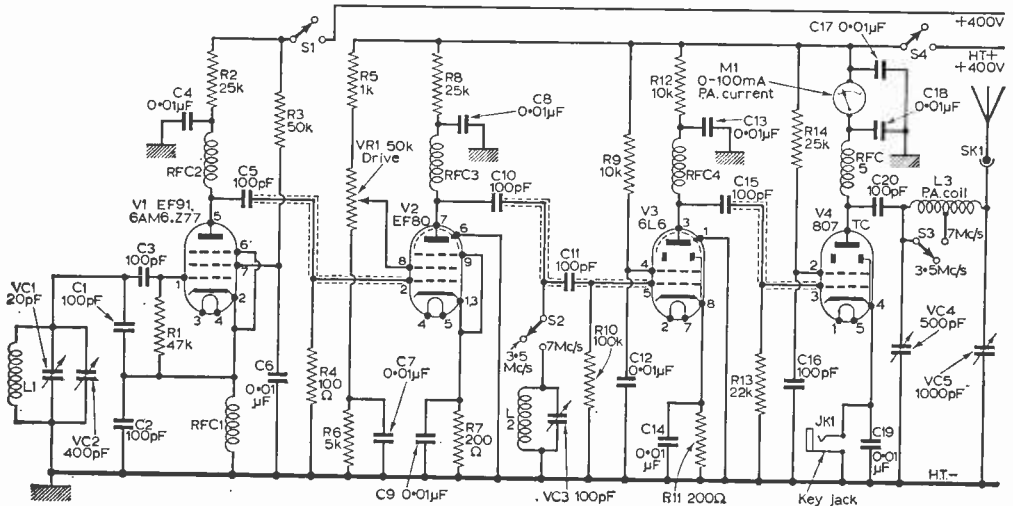


Fig. 1: The circuit diagram of the four-valve transmitter. A suitable power pack for this unit is shown in Fig. 4.

THE CIRCUIT

Now taking the transmitter stage by stage, the oscillator (V1) uses a pentode in a Colpitts circuit. Several circuits were tried and this arrangement was chosen as it did not employ a tapped coil and proved reasonably stable. The frequency of oscillation depends upon the values of L and C

where $C = VC2 + (\frac{1}{C1} + \frac{1}{C2})$. The values of C1 and C2 can be varied to alter the amount of feedback, but it was found to be best when both values

while C5 acts as a low impedance to r.f. but blocks d.c. C5 also provides class C bias for V2 in conjunction with R4. Bias for this stage is also provided by the cathode resistor R5. When the second stage is used as a harmonic generator (frequency doubler) the tuned circuit L2-VC3 is switched in by S2. This tuned circuit operates on a frequency 2f, which is 7Mc/s.

DOUBLER AND BUFFER

The valve used for this stage is an r.f. pentode again, this time an EF80—but another EF91 could

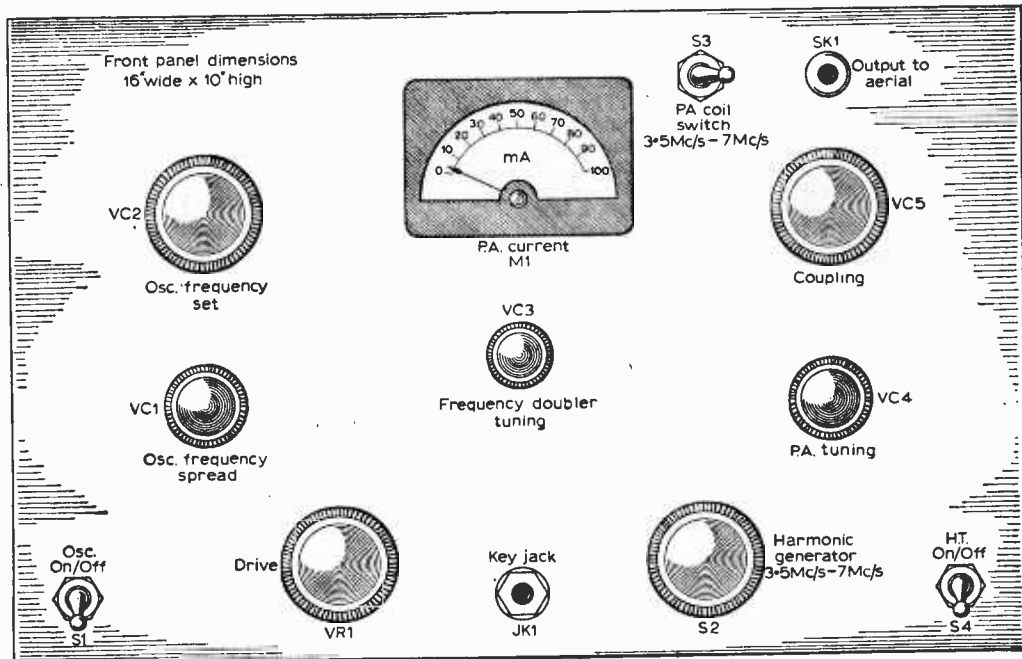


Fig. 2: Front panel layout of the transmitter showing the positions of the controls, switches and sockets.

were equal. The oscillator provides its own bias, since the valve runs into grid current and charges up C3 which leaks off through R1 during the negative half cycles and holds the grid at a negative potential. Thus if the oscillations were to stop, the cathode current would rise to an extremely high value as the valve would become unbiased.

The variable capacitor VC2 in the tuned L/C circuit of the v.f.o. is 400pF and this was paralleled by a 20pF capacitor VC1 which was used for final adjustment when netting. But this can be dispensed with if a slow motion drive is used in conjunction with the 400pF capacitor.

The coil L1 was wound to resonate with the capacitor on 3.5Mc/s, which is the fundamental frequency of the transmitter. When the transmitter is required to operate on this frequency the signal is fed straight through two untuned amplifiers to the p.a., but when operation on 7Mc/s is desired the second stage (V2) acts as a frequency doubler.

The radio frequency choke RFC2 in the oscillator acts as a high impedance load to valve V1,

be used providing some modifications were made. The circuitry with this stage, as with the next, is very straightforward but one point worth mentioning is that at this stage the drive is controlled by VR1. This control varies the h.t. applied to the screen of V2 and thus varies the anode current through the valve and hence the gain.

C9 bypasses the cathode resistor and thus prevents any negative feedback which would considerably reduce the stage gain, while the capacitors C5, C8 etc. decouple the h.t., preventing positive feedback and hence instability. The radio frequency choke RFC3 acts as a high impedance load while offering a very low d.c. resistance.

The output from this stage is taken to V3 which always acts as an untuned amplifier regardless as to whether operation is on 3.5 or 7Mc/s. The valve used originally was a 6V6 but it has since been replaced by a 6L6 but not a lot of difference has been noted. During construction at this stage the transmitter was put on the air using a lashed-up π tuning circuit, and with the assistance of a friend

(a licensed operator), several QSO's were made on 7Mc/s, with good reports.

POWER AMPLIFIER

The output from this stage is fed into the power amplifier and the valve used here is the well known 807. Keying of the transmitter is effected at this stage by the breaking and making of the cathode lead. It can be seen that the only means of bias for this valve is that developed across the grid leak resistor R13—there being no cathode resistor; so the key should not be pressed without the oscillator switched on, or the current flowing in V4 might damage the valve.

In the anode lead of the p.a. is a meter M1 which should have a full scale deflection of 100mA. Each side of the meter is decoupled to earth as the meter leads are fairly long. The two decoupling capacitors C17 and C18 should have their live ends connected as near to the meter terminals as possible. The radio frequency choke RFC5, here again offers a high impedance load to the 807 valve while the capacitor C20 offers a low reactance to the radio frequency signals.

The aerial tuning circuit is the widely used π arrangement. VC4 is the tuning capacitor and VC5 is the coupling capacitor. Directions on how to load up the transmitter are given later.

Now the outlines of the transmitter have been given it is clear that it is simple and straight forward, which is what was intended. The whole transmitter is supplied from one power-pack (see Fig. 4) which supplies 400V at 180mA. V5 is an indirectly heated full wave rectifier type GZ33.

CONSTRUCTION

The chassis measures 16in. x 10in. x 2in. with a front panel 16in. x 10in. L-strips are taken from two top corners of the front panel to the two back corners of the chassis, to hold the front plate rigid.

The layout of components is not too critical as long as the p.a. is at the opposite end of the chassis to the oscillator. The oscillator coil is completely enclosed in a screened box and all oscillator components should be kept away from resistors, as the heat generated by the latter might cause some frequency drift. Components should be securely mounted and all wiring rigid to prevent frequency drift. All leads should be kept short and those carrying r.f. should be screened.

The layout of the valves and tuning capacitors is shown in Fig. 3. The p.a. valve must be screened. In the original, a cocoa tin was used with the lid taken off and the bottom cut out, but the screening can be dispensed with if the valve base is sunk into the chassis about 1½in. so that the electrode leads are below chassis level and are thus screened.

Smaller components were mounted on tag-boards and kept close to their respective valve bases. Power supplies are fed into the transmitter by a 4-core cable, the free end being terminated in a 4-pin plug which fits into the appropriate socket in the power unit.

OPERATION

After the transmitter has been connected to the power-pack and the latter connected to the mains supply, the oscillator h.t. switch S1 should be made

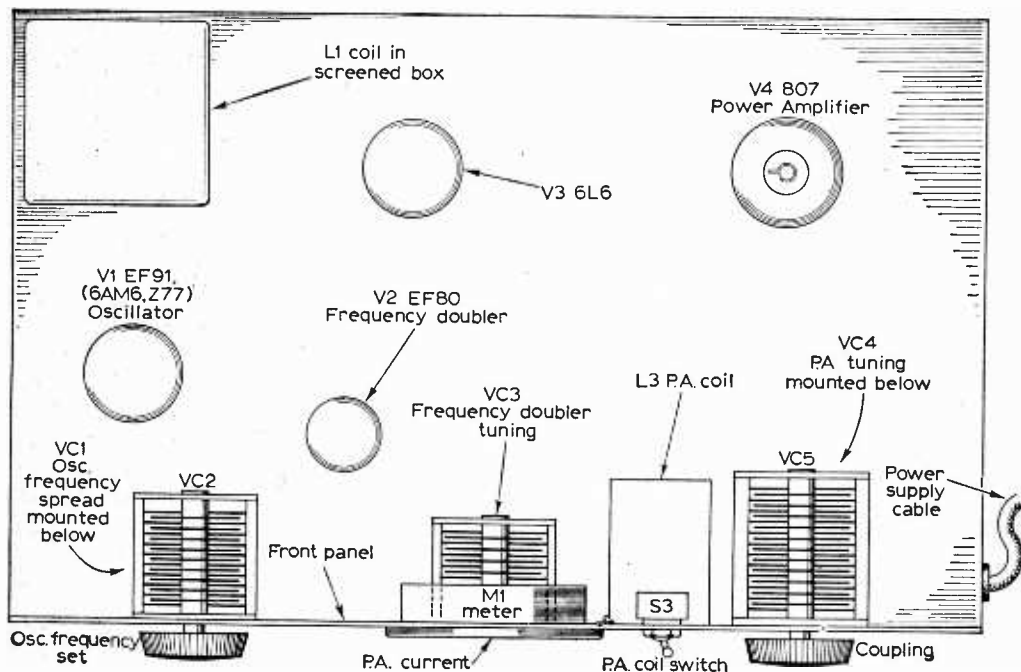


Fig. 3: This is a top-of-chassis layout showing the positions of the major components.

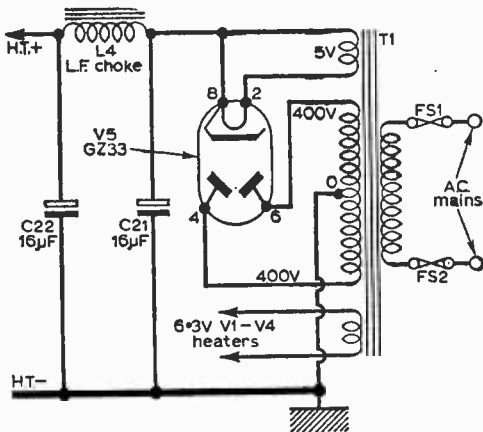


Fig. 4: This simple power pack provides 400V at 180mA and 6.3V a.c. to power the transmitter.

and then the oscillator tuned to the required frequency. Switches S2 and S4 should be set to the required band (3.5 or 7Mc/s) and the drive control set for maximum drive.

The transmitter is now ready for loading up to the aerial which should be already connected. Close switch S4 and press the key. There will now be a reading on the meter and if the output of the transmitter is to be on 7Mc/s the capacitor VC3 should be adjusted to give minimum reading on the meter.

The coupling capacitor VC5 should be originally set for maximum capacitance, i.e. plates completely intermeshed. The tuning capacitor VC4 should be tuned for a dip in the meter M1, this indicating the resonant point. The coupling capacitor VC5 should now be slowly turned until the p.a. current rises until it reaches 60mA, now retuning VC4 for another dip and again increasing the coupling until the p.a. current reads 60mA and finally finish up by retuning once more.

If there is an r.f. meter at hand the aerial current

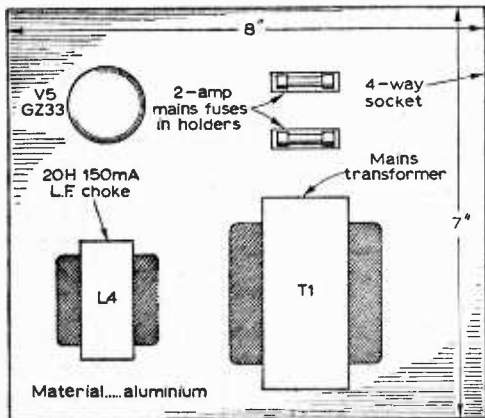


Fig. 5: Layout of the power pack of Fig. 4 showing the positions of components.

can be noted but if not, a bulb in the aerial lead will give some indication of aerial current.

AERIALS

Several different aerials were tried at the author's station but the half-size 5RV was found to be the best on 40m and a 160ft-long wire on 80m. ■

COMPONENTS LIST

Resistors:

- R1 47kΩ ½W
- R2 25kΩ 2W
- R3 50kΩ 1W
- R4 100Ω 1W
- R5 1kΩ 2W
- R6 5kΩ 1W
- R7 200Ω 1W
- R8 25kΩ 2W
- R9 10kΩ 3W
- R10 100kΩ 1W
- R11 200Ω 2W
- R12 10kΩ 3W
- R13 22kΩ 2W
- R14 25kΩ 2W
- VR1 50kΩ wire-wound potentiometer

Capacitors:

- C1 100pF mica
- C2 100pF mica
- C3 100pF mica
- C4 0.01µF paper 350V
- C5 100pF mica
- C6 0.01µF paper 350V
- C7 0.01µF paper 350V
- C8 0.01µF paper 350V
- C9 0.01µF paper 350V
- C10 100pF mica
- C11 100pF
- C12 0.01µF paper 350V
- C13 0.01µF paper 500V
- C14 0.01µF paper 350V
- C15 100pF mica
- C16 100pF mica
- C17 0.01µF paper 500V
- C18 0.01µF paper 500V
- C19 0.01µF paper 350V
- C20 100pF mica

Variable Capacitors:

- VC1 20pF
- VC2 400pF
- VC3 100pF
- VC4 500pF
- VC5 1,000pF (2 x 500pF gang, parallel connected)

Coils:

- L1, L2 see text
- L3 16 turns spread over 2in. on 1½in. former. Centre tapped.

Valves:

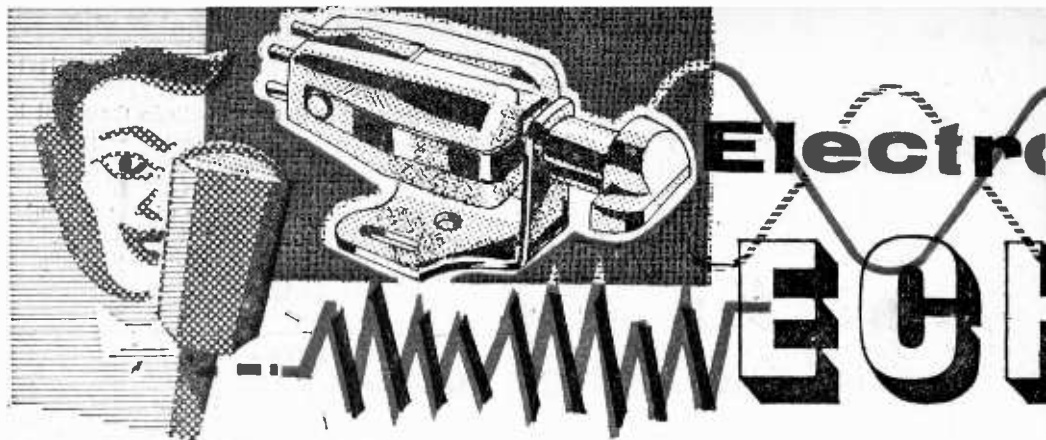
- V1 EF91, 6AM6, or Z77
- V2 EF80
- V3 6L6
- V4 807

Miscellaneous:

- M1 100mA f.s.d. moving coil meter
- RFC1-5 2.5mH r.f. chokes
- S1-4 Single-pole single-throw switch
- Sk1 Coaxial socket
- Jk1 Jack socket

Power Supply Unit:

- C21 16µF, 500V electrolytic
- C22 16µF, 500V electrolytic
- L4 20H, 150mA choke
- T1 Mains transformer with tapped primary. Secondaries: 400.0-400V 150mA; 6.3V 2.5A; 5V 2.5A
- V5 GZ33
- FS1, 2 2A Fuses



THE unit to be described enables the popular reverberation or echo effect to be obtained with any audio signal source in conjunction with an amplifier. The method employed in obtaining this echo effect is rather unusual, inasmuch that the device used for delaying the signal is electro-mechanical and does not use the recording technique with magnetic tape which is usual in this type of equipment.

The Delay Unit

This consists of two crystal pick-up units, type "Acos" GP71-3, as used in stereophonic gramophone pick-ups, with a series of metal springs between them. The springs are mounted so that they are coupled to the pick-up units at each end where the gramophone stylus used to be. (This is explained in more detail later in the text.)

If an audio signal is fed into one crystal unit the crystal itself vibrates and this vibration is coupled to the spring. The spring begins to vibrate in sympathy and, due to its mechanical inertia, the vibration takes a short time to reach the far end where the signal is reconverted into an electrical waveform by the other crystal unit. Thus the signal entering the first (or driver) crystal and the signal taken from the second (pick-up) crystal have a time delay between them, the length of the time delay depending entirely on the characteristics of the spring. If these two signals are fed simultaneously to an amplifier the effect heard will be

one of depth and space, adding a completely new dimension to the original sound source.

As it stands the effect obtained above has more the characteristics of *reverberation* than "echo", but to simulate the echo effect all that is required is to interrupt the delayed signal at a pre-determined rate by a low-frequency oscillator. This gives a repetitive sound to the delayed signal and the overall effect is a repeated echo, the repetition of which can be altered by varying the interrupting oscillator frequency. Fig. 1 shows a block diagram of the complete system and will help the description above to be understood.

Electronic Section

There are three valves used in the electronic section of the unit and these are Mullard ECC83 twin triodes, making six separate functions in all. V1 is a cascode R-C coupled amplifier used to bring the input signal up to a sufficient amplitude to drive the crystal unit on the delay chain. There is no need for a gain control in this amplifier as the signal input is at a low level (i.e., from a microphone or electric guitar pick-up). One half of V2 is used as an amplifier for the pick-up crystal, the remaining section (V2b) is a cathode follower used to modulate the cathode circuit of this amplifier with the output of the low-frequency phase-shift oscillator. One half of V3 is employed as the oscillator and the remaining triode section is used as an amplifier for the direct signal path direct from the input terminals of the unit.

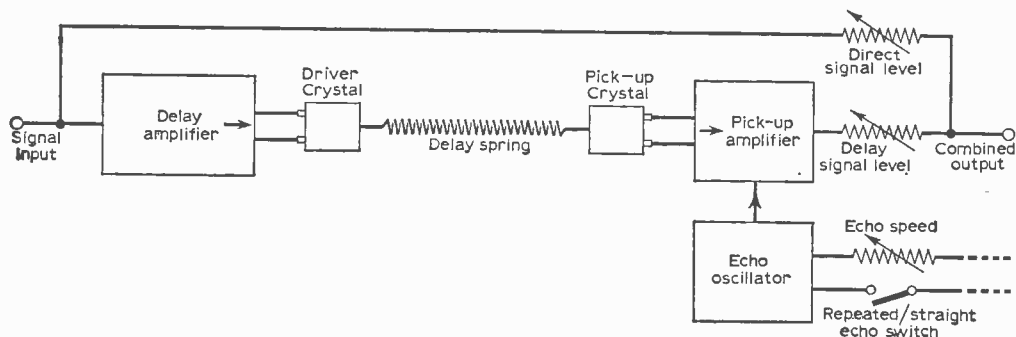



Fig. 1: Block diagram showing the basic requirements of the Echo Unit



BY B. L. PHILLIPS

Any form of power supply may be used, either a complete power pack built in with the rest of the unit or the supplies may be taken from the parent amplifier if they are available.

The requirements are an h.t. supply of 250 volts d.c., smoothed and filtered, and 6.3 volts a.c. for the filaments. The consumption is approximately 20mA h.t. and 0.9A l.t. A diagram is given for a built-in power pack and this method of supply is recommended as it avoids long leads carrying the supplies from an external source.

On no account is an a.c./d.c. type of power unit to be used with this unit. Apart from severe "hum" troubles this form of power supply is dangerous as it is virtually impossible to isolate all input and output leads and controls, etc., from the chassis. Again, if the supplies are taken from the parent amplifier this *must* be an a.c. only type with an isolating transformer incorporated.

Circuit Operation

The twin input jacks are matched for either high impedance microphones or musical instrument pick-ups or a combination of these. At the first

grid of V1 the signal is "split" by a voltage divider network, a proportion is fed into V1a, the remainder to the grid of V3b (the direct signal amplifier). The two stages of V1 bring the signal up to a high level where it is fed to the drive crystal on the delay unit. The resulting mechanical vibration is reconverted in electrical impulses by the pick-up crystal and fed into the pick-up amplifier V2a.

The output of this stage is taken via a capacitor network ($3 \times 0.005 \mu\text{F}$) to a gain control, VR3. This network is to remove any low-frequency component present when the echo repetition oscillator is in use; furthermore, the output of the network tends to rise with frequency and so removes any low-frequency noise due to external vibration of the delay unit. The $0.02 \mu\text{F}$ capacitor across this network and chassis is a tone compensating device and may be any value between $0.005 \mu\text{F}$ and $0.05 \mu\text{F}$, depending on the output tone required. Without this component there may be a tendency for the unit to "squeal" similar to a microphone if it is placed too near the loudspeaker in the main amplifier.

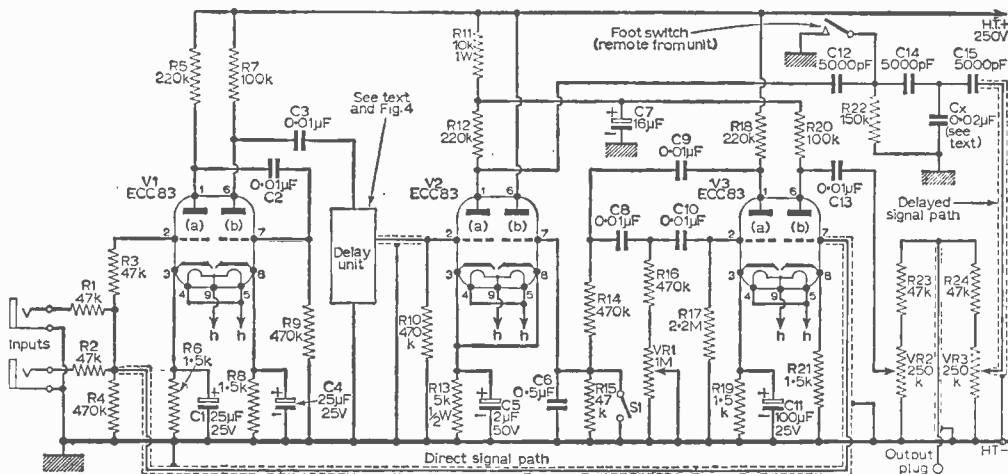


Fig. 2: The circuit diagram of the Echo Unit

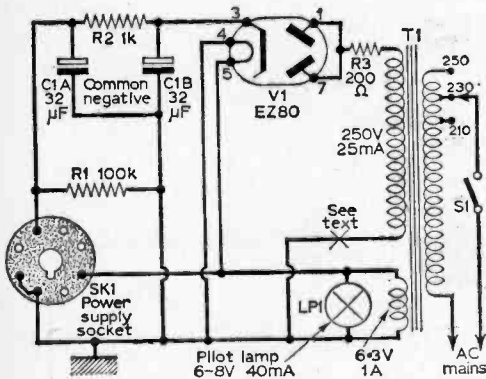
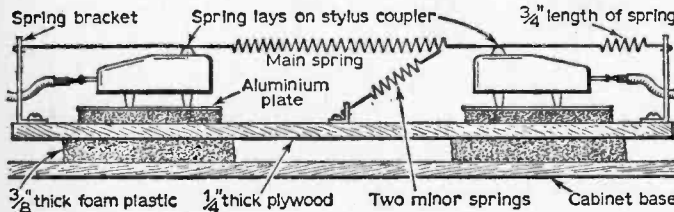


Fig. 3 (above): The power unit.
Fig. 4 (below): Side view of delay unit.



The repetition oscillator is coupled to the grid of V2b. Both cathodes of this valve are strapped together. Notice the value of the cathode decoupled capacitors (2μF); this has a low impedance at the signal frequency but allows sufficient low-frequency component to appear at the cathodes from the oscillator. As this swings the cathode voltage the gain of the pick-up amplifier is varied in sympathy with the oscillator, giving a repetitive effect to the signal. The switch S1 enables straight or repetitive echo to be obtained at will by interrupting the oscillator feed to V2b. The control VR1 sets the speed of repetition between quite wide limits.

The two gain controls VR2 and VR3 set the level of the direct and delayed signals respectively, their outputs being combined and fed to a screened lead and plug for connection to the main amplifier.

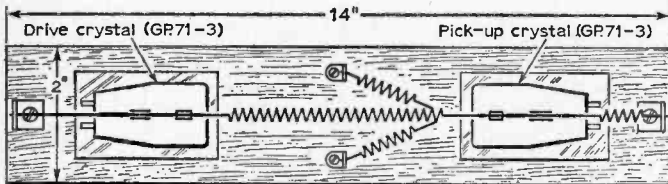


Fig. 5 (above): Top view of delay unit.

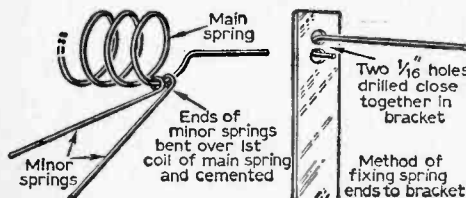
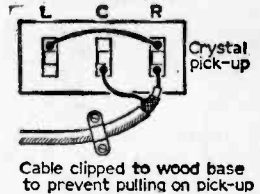


Fig. 6 (left): Spring fixing.

Firstly, two small squares of aluminium are cut just larger than the area the pick-ups cover. Each pick-up is attached to the metal base by cementing the three feet to the base with clear "Bostik" glue. When thoroughly dry two pieces of 3/8 in. thick foam plastic the same size as the aluminium plates are cemented lightly to the underside of each plate. Then the entire pick-up unit is cemented to the three-ply base so that they rest on the foam plastic

Fig. 7 (right): Pick-up connections.



The entire echo unit can be silenced by placing a shorting switch across the socket marked "foot switch" and suitable switches are available at music shops dealing in electronic musical instruments.

Wiring Details

All connections should be short and direct and as far as possible components should be mounted as close to their respective valve-holders as possible. Screened lead should be used where indicated and the filaments should be wired in thin, tightly-twisted wire run away from the signal circuits. One side of the heaters is earthed to chassis at the mains transformer or power input point. Do not earth one side of each valve heater and run a single filament lead as this will cause endless hum and noise problems.

The leads to the delay unit crystals must be screened and the springs themselves, together with the metal plate under the pick-up crystal must be grounded to chassis. It is better to run an earth busbar along the chassis, earthed at the input jacks only, for earth connections. If any signal leads are longer than approximately 1 1/2 in. they are preferably screened, but if the recommended layout is followed, little trouble with hum will be had.

Case or Cabinet

This can be made out of any available workable material—i.e., wood, metal or even "Perspex" sheet. A plywood case is recommended for ease of construction, the front panel being metal and containing all controls and jack sockets, etc.

If covered in a "Rexine" or "Vynide" material the design suggested can look really professional, especially with the control panel done in a contrasting colour.

The internal delay unit is protected from mechanical vibration by its own flexible mounting (see *delay unit construction*) but additional protection for the whole unit can be given by placing four rubber feet in each corner of the cabinet.

Delay Unit Construction

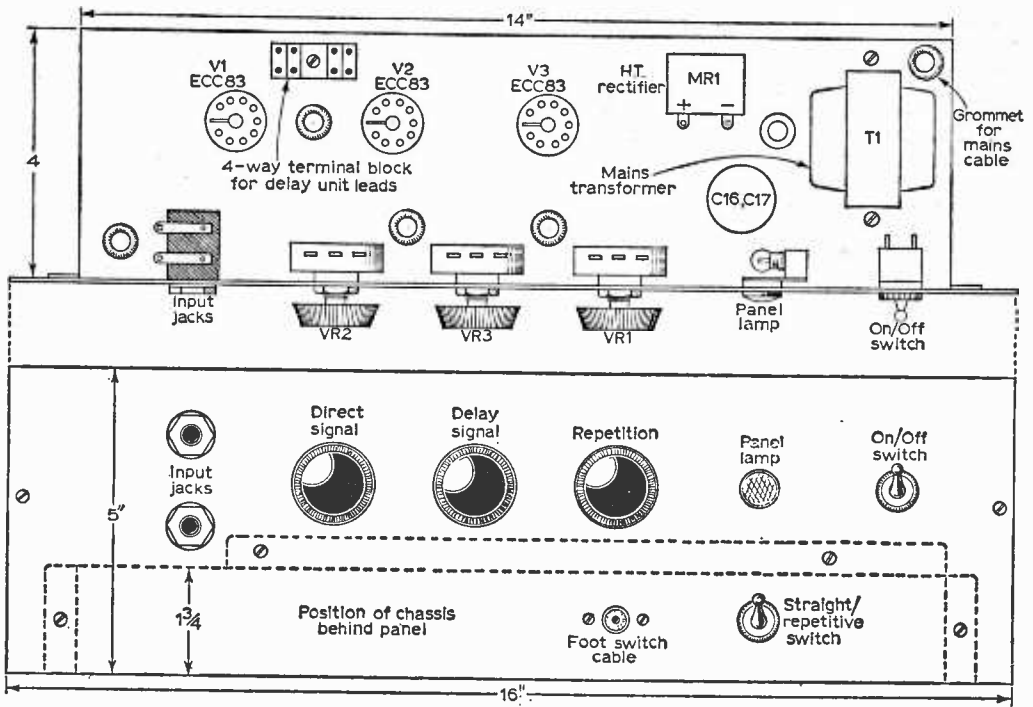


Fig. 8 (above): Top view of chassis and control panel. Fig. 9 (below): Cabinet details.

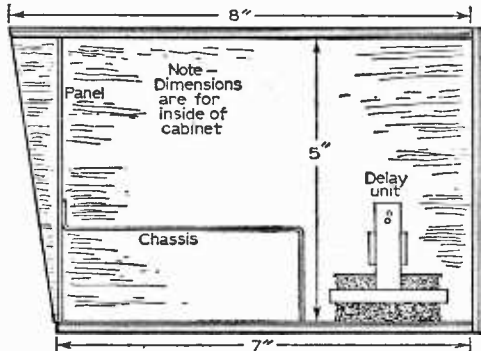
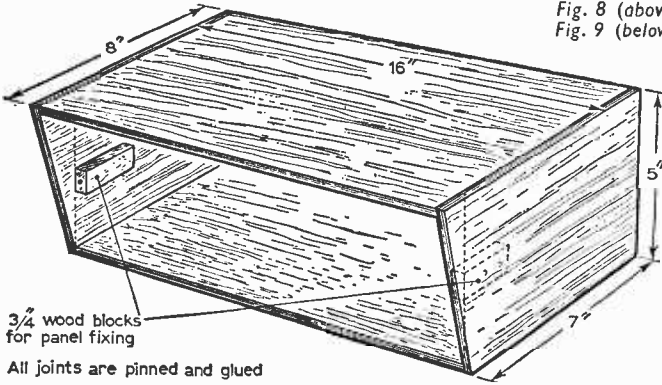


Fig. 10: Position of delay unit and chassis inside the cabinet.

supports. Allow approximately 1 in. clearance between the end of the plywood base and each pick-up unit.

The height between the wood and the top of the stylus couplers on each pick-up should be noted and two aluminium brackets made for the springs, each with two $\frac{1}{8}$ in. holes drilled in them at the height where the spring leaves the stylus coupler and attaches to the bracket. Before mounting the brackets to the base remove the stylus on each pick-up by gently pulling the needle holder towards the rear of the pick-ups with a pair of long-nosed pliers or tweezers.

The two small brackets are made in a similar method to the end ones except they are half the height of the former type, and they mount approximately in the centre of the wood base, one near each edge as shown on Fig. 5. Connect two lengths of thin single-core screened cable to the pick-up tags as in Fig. 7 and clip this cable to the wood base by means of a small metal U clip or staple, leaving some slack between this and the tags. The springs can now be fitted.

Spring "Doctoring"

The main spring is made up as follows: (1) Unwind about $\frac{1}{2}$ in. of one end of the spring and

—continued on page 1122

MAKING A MUSICAL ALARM

Adapting a clock to automatically switch on a radio set at any predetermined time.

by W. R. Spence

ANY reader who possesses a portable radio and would prefer to be awakened by the sound of soft music rather than the harsh clangour of the traditional alarm-clock may be interested in this device. Neither construction nor destruction is involved, only one straightforward piece of simple wiring being required. This is shown in Fig. 1.

On-off Switch

The on/off switch of the radio is by-passed by having the ends of a length of twin flex attached to the two terminal contacts. The switch must be left in the "Off" position. The circuit should then be checked by touching together the free ends of the flex, when the radio should start to function. Insulated wire, of course, must be used and the ends bared to make electrical continuity.

The idea is to use the hour hand of the clock itself as an automatic switch to operate the radio at any predetermined time.

The end of one of the two wires in the flex is affixed to a convenient point of the casing; e.g., to the winding key. The end of the other wire must then be placed so as to make contact with the moving hour hand as the latter reaches the appropriate point on the dial. There are several

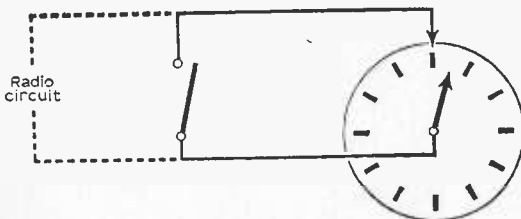


Fig. 1—Showing how the on-off switch of the radio is replaced by the hour hand of the clock. The bottom lead does not need to be connected to the spindle as metallic contact through any part of the frame suffices.

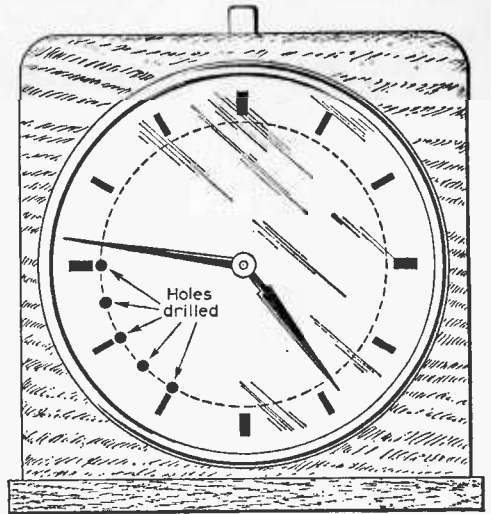


Fig. 2—The inner dotted circle indicates the line to be followed when drilling holes for inserting the end of the insulated lead.

ways of doing this, the easiest being to remove both the glass face and the minute hand. The following method, however, will be found to be both the neatest and the most effective.

As shown in Fig. 2 a tiny hole, the approximate diameter of the wire to be used, is drilled through the dial at hourly and half-hourly intervals. It is best from the point of view of neatness to do this for all 12 hours whether only a few are needed or not. The subsequent appearance of the clock is not affected unless it possesses an extremely short hour hand which does not quite reach the numerals.

Intermediate Positions

The unattached wire is then passed through the clock casing from the back and emerges from the hole nearest the time required. Intermediate positions between the hour and half hour are easily obtained by slightly bending the wire before inserting it and then rotating the wire in the hole until it assumes the position necessary.

Care has to be taken to ensure that the minute hand, which has to travel round the dial every hour, is not fouled by the contact for the hour hand and the correct position should be found by inspection. It is, naturally, important that good electrical contact be made between the hand and the wire as the pressure between them is very feeble. A painted or coated hand should be cleaned with sandpaper at the point where contact is to be made.

Alarm Switch


Although a switch is not essential, as the set will switch itself off after a few minutes as the hand travels forward, it is advisable to fit one. The same time does occur twice in the one day and it could be disconcerting to find the radio unexpectedly coming to life in the evenings. ■

The Twin-Unit Two

PART ONE

A PAIR OF EASILY MADE MATCHING UNITS WHICH COMPRISE A SIMPLE RECEIVER AND A POWER UNIT

by
A. Sydenham



DESPITE the simple circuitry employed, this pair of matching units can, when used together, provide a remarkably wide range of listening enjoyment. As may be seen from the photographs, the units are small physically and both are easy to construct. Either unit may be built independently of the other, for some readers might find Unit "A" of interest, while others do not and vice versa.

Unit "A" is a simple two-stage receiver constructed originally to provide headphone reception of signals transmitted in the bands from 0.5Mc/s to 15Mc/s (20-560m approximately), where much of interest is obtainable, since many amateur bands are contained therein. Tuning is continuous, due to the use of ready-made plug-in coils.

Unit "B" is a simple power unit and although it is intended primarily for use with Unit "A" it can also be used for other purposes if this does not involve heavy current demands.

Although Unit "B" is not generally required if a power pack is already available, beginners might not be so well equipped and the inclusion here makes for completeness. As presented both units are safe to handle at all times, due to the inclusion of a mains isolating transformer, but should the receiver be used with a different type of power supply unit, care should be taken to ensure that it is suitably insulated from the mains supply.

The Receiver

Circuit details are given in Fig. 1 where VIA operates as

a grid leak detector-cum-audio amplifier, with V1B providing increased a.f. amplification. Signals are conveyed to the tuned circuit inductively from the aerial, a variable trimmer, TC1, being fitted so that best results can be obtained. Band changing is, as was mentioned earlier, by the "plug-in" method, and coils from the well-known Denco range have been chosen since these conveniently fit a standard Noval valveholder. The coils are designed to operate in conjunction with a tuning capacitor of 300pF

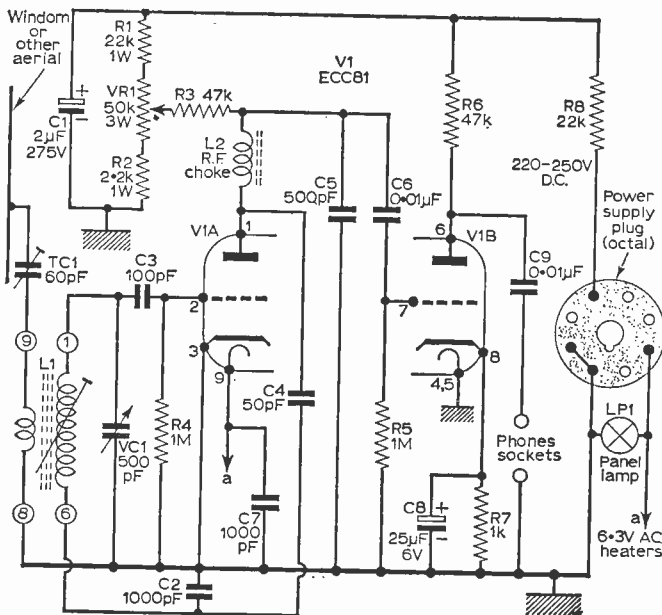


Fig. 1: The circuit diagram of the receiver unit.

(nominal) value and this fits in nicely with the arrangements used as will be seen later.
 The circled figures associated with L1 in Fig. 1 refer to the coil spills and also coincide with the appropriate pins on the Noval valve base into which they are inserted as required.

Considering the circuitry associated with V1A it will be noted that the cathode of this section is connected to a capacitive potentiometer connected across the coil, the "outers" of which are taken to the grid and anode of the valve. Due to C5 the anode is "earthy" and when operating conditions are suitably adjusted positive feedback results, the r.f. choke L2 assisting the function. Control may be effected by varying the applied potentials and this is done by manipulating the potentiometer VC1, which is inserted on the "hot" side of the anode feed resistor R3. By using the VC1 judiciously V1A may be pushed smoothly to its most sensitive operating point—viz., to the edge of oscillation. Detector sensitivity is thus stimulated and tuning sharpened—but clumsy handling of the control will either (a) ensure low sensitivity or (b) cause unwanted and undesirable oscillation. It may be noted here that in an earlier temporary "hook up" the r.f. choke was exchanged for a 33kΩ resistor in an attempt at economy, but inferior results were obtained.

Tuning Capacitance

The effect of capacitively tapping the coil causes its tuning range to be restricted since the maximum external capacitance across it must always be less than the smallest value used due to the series connection. The problem is resolved here, however, by choosing values of 500pF and 1,000pF for VC1 and C2 respectively, thus reducing the overall maximum tuning capacitance to that recommended by the coil maker. Other types of regeneration circuit are possible, of course, but here the primary winding of the coil is left free for aerial connection purposes.

An alternative method of regeneration is

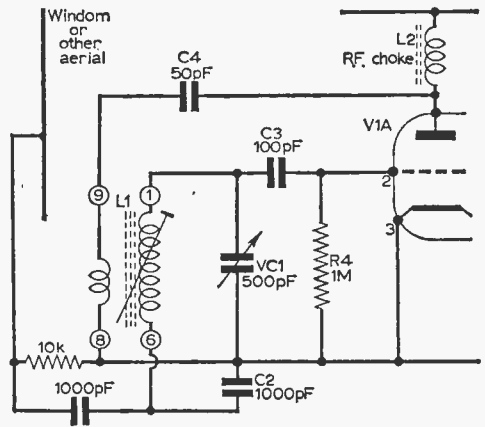


Fig. 2: This shows an alternative arrangement for obtaining regeneration.

depicted in Fig. 2 and here feedback is taken to the coil primary winding, thus necessitating an alternative method of connecting the aerial, which may be taken to the "bottom" of the tuned winding as shown. Another method of controlling regeneration is to adopt the circuitry of Fig. 2 but to make C4 a 500pF (maximum) variable capacitor and in this case VC1, R1 and R2 (Fig. 1) can be omitted, R3 being connected direct to the h.t. line. A variation, and one that confers greater gain at the expense of selectivity, is to ground tag 6 and to feed the aerial via a trimmer to tag 1, but in this case VC1 should be reduced in value to 300pF (nominal). In general, component values relating to Fig. 2 circuitry should agree with those specified for Fig. 1 except where otherwise marked.

The operation of V1B is simple enough to warrant no explanation but it will be noted that the parallel-fed phone outlet provides safety to the

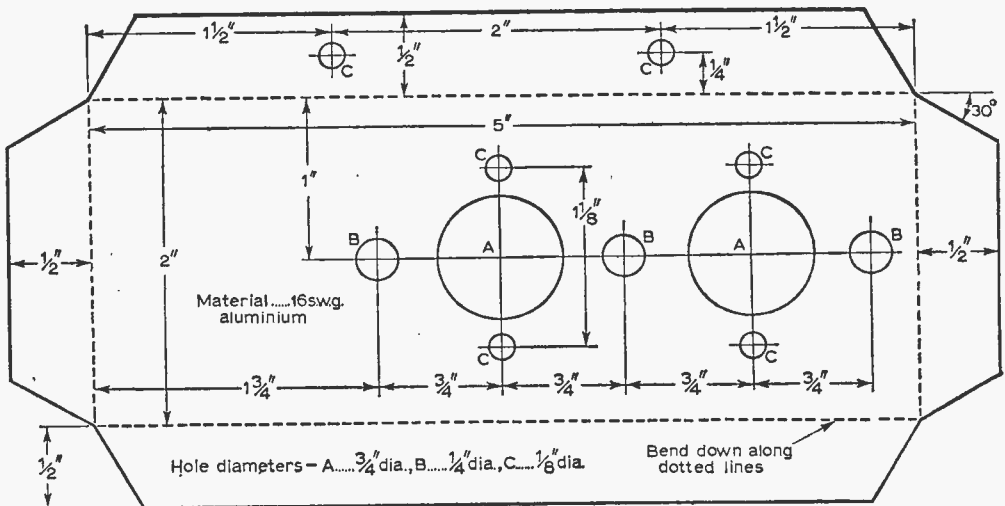


Fig. 3: Chassis drilling details for the receiver unit.

RADIO-AMATEUR GEAR
EDUCATIONAL KITS



TEST INSTRUMENTS
HI-FI EQUIPMENT

With the simple English of our instruction manual, anyone can build any of our models—and save money!



S-33

We guarantee that NO electronic or soldering experience is necessary. Our simple, well illustrated manual guides you step-by-step.

6W STEREO AMPLIFIER. Model S-33. 3 w/chl. Inputs for radio-tape and gram., Stereo/Mono ganged controls. Sensitivity 200 mV. ... £13.7.6



F.M. TUNER

HI-FI F.M. TUNER. Tuning range 88-108 Mc/s. Tuning Unit (FMT-4U) with 10.7 Mc/s I.F. output £2.15.0 inc. P.T.) I.F. Amplifier (FMA-4U) complete with cabinet and valves (£12.6.0). Total £15.1.0.

NEW! 5W HI-FI MONO AMPLIFIER. Model MA-5. A low-priced amplifier based on the S-33. Printed circuit construction ... £10.19.6

TAPE RECORDING/PLAYBACK AMPLIFIER. Stereo (TA-IS) £24.10.0 Monaural (TA-IM) ... £19.2.6

STEREO CONTROL UNIT. USC-1. Luxury model with inputs to suit any pick-up or tuner ... £19.10.0

SINGLE SIDE BAND ADAPTOR. Model SB-10U. May be used with most A.M. transmitters. Less than 3W R.F. input power required for 10W output. Operation on 80, 40, 20, 15 and 10 m bands on USB, LSB, or DSB. £39.5.0



0-12U

NEW! 6W DE LUXE AMPLIFIER. Model S-33H. An inexpensive Stereo-Mono amplifier, with high sensitivity, suitable for Decca Deram cartridge ... £15.17.6

5in. OSCILLOSCOPE. Model O-12U. Wideband amplifiers essential for TV servicing, F.M. alignment, etc. T/B covers 10 c/s-500 kc/s in 5 ranges ... £38.10.0

HI-FI 18W STEREO AMPLIFIER. Model S-99. Ganged controls. Stereo/Mono gram., radio and tape recorder inputs. P/B selection ... £27.19.6

HI-FI SPEAKER SYSTEM. Model SSU-1. Ducted port bass reflex cabinet "in the white". Two speakers. Legs 14/6 extra. Bookcase model ... £10.17.6



SB-10U



USC-1



TA-IS



S-99



AM/FM Tuner



SSU-1

SEND FOR FREE CATALOGUE—OVER 50 MODELS TO CHOOSE FROM

THE "MOHICAN" GENERAL COVERAGE RECEIVER. Model GC-1U. Fully Transistorised. Including 4 piezo-electric transmitters. Excellent portable or general purpose receiver for the amateur and short-wave listener ... £39.17.5

HI-FI AM/FM TUNER. Tuning range: FM 88-103 Mc/s, AM 16-50, 200-550, 900-2,000 m. Tuning heart (£4.13.6 inc. P.T.) and I.F. amplifier (£20.13.0). Printed circuit board. Total £25.6.6

RECORD PLAYERS & DO-IT-YOURSELF ACCESSORIES also available.



GC-1U

COTSWOLD HI-FI SPEAKER SYSTEM. Acoustically designed enclosure "in the white" 26 x 23 x 15 1/2 in. 12in. bass speaker with 2in. speech coil, elliptical middle speaker, 2in. pressure unit. Covers the full freq. range of 30-20,000 c/s, complete with cross-over unit, level control, etc. ... £23.4.0

COTSWOLD MFS SYSTEM. For the smaller room. Measures 36in. high x 16 1/2 x 14in. deep. Almost identical performance with standard Cotswold... £23.4.0

SHORTWAVE TRANSISTOR PORTABLE. Model RSW-1 Two short bands, trawler and medium ... £19.17.6

HI-FI EQUIPMENT CABINETS. Large range, in kit form or assembled and finished, available to meet various needs. Details on request ... from £6.19.6 to £29.8.0

PORTABLE SERVICE OSCILLOSCOPE. Model OS-1. Compact portable scope, ideal for servicing and general work. Printed crct. Case 7 1/2 x 4 1/2 x 12 1/2 in. long. Wt. only 10 1/2 lb. £19.10.0



DX-40U


AMATEUR TRANSMITTER. Model DX-40U. Self-contained. 80-10 m. Power input 75 w. CW., 60 w. peak, C.C. phone. Output 40 w. to aerial. Provision for V.F.O. ... £33.19.0

6 TRANSISTOR PORTABLE. Model UXR-1. Prealigned I.F. transformers, Printed circuit, 7 x 4 in. high flux speaker. Real hide case ... £12.11.0

VALVE VOLTMETER. Model V7A. Measures up to 1,500 volts (D.C. and R.M.S.) and 4,000 pk. to pk. Res 0.1 Ω-1,000M Ω. £13.18.6

ELECTRICITY MAINS EXTENSION KIT. Model PUE-1. Completely safe, ideal for garage, greenhouse, soil heating extensions. Send for full details ... £4.15.6

AMATEUR TRANSMITTER Model DX-100U. Covers all amateur bands, 160-10 m. 150 w. D.C. input, self contained with power supply. Modulator, V.F.O. £74.19.0



DX-100U

Money Saving 'PACKAGED DEALS' of Complete Stereo Equipment from £45.13.0

Please send me FREE CATALOGUE (Yes/No).....

Full details of model(s).....

NAME.....

ADDRESS.....

PW4

Assembled models also available—prices on request. Deferred terms available over £10. Free Delivery U.K.

DAYSTROM LTD.


Dept. P.W.4, GLOUCESTER, ENGLAND

A member of the Daystrom Group, manufacturers of the WORLD'S LARGEST-SELLING ELECTRONIC KITS

LOOK AT OUR NEW PRICES!

THE COCOVER '6'

This superhet receiver uses the very latest circuitry, 6 transistors and two diodes and is fully tunable over both medium and long wavebands. First stage uses three Mullard AF.117 alloy diffused transistors with OA79 and OA81 diodes, output—OC81D and two OC81's in push-pull. I.F. frequency 470 Kc/s. Large internal ferrite rod aerial gives excellent reception over all ranges. 3 inch high flux speaker has a maximum output of 330mW. Operates on four 1.5 v. pen torch batteries. All components are mounted on a single printed circuit board. Attractive plastic case with carrying handle—fitted sockets for personal earpieces, tape recorder and car aerial. Size: 6 1/4 x 4 x 1 1/4 in.



MAY BE BUILT FOR £5.7.6 All Parts sold separately. P. & P. 4/- extra. (Data and instructions 2/6, free if all parts bought.)

THE 'SPRITE'



A six transistor superhet Miniature Pocket Radio of Commercial Quality. Fully tunable over Long and Medium wavebands. Uses printed circuit and High sensitivity internal ferrite rod aerial. I.F. frequency 470 Kc/s. Transistors: 3-Philco 2207's, 2-Mullard OC81M, OC81DM and OA90 diode. 3 inch speaker. Works on single PP3 battery. Supplied with the complete R.F. and I.F. stages, Driver and Output stages, ready built and mounted on the printed circuit; for final assembly you only have to


fit the wave-chance switch, tuning condenser and drive, volume control, earphone socket and aerial rod. In very attractive plastic case, size 4 x 2 1/4 x 1 1/4 in.

COMPLETE AS ABOVE 79/6 All parts sold separately. Real Calf Leather Case, wrist strap and Personal Earphone with case and battery 12/6 extra. P. & P. 3/6 extra. (Data and instructions 2/6, free if all parts bought.)

Wirecomp's Finest Ever Value Offer—

THE 'REALISTIC 7'

FULLY TRANSISTORISED PORTABLE RECEIVER



This super set—made to the highest professional standards—is now available to the home constructor. Comprises 7 Mullard Trans. OC44, 2 OC45's, OC71, OC81D, and 2 OC81's, plus OA70 Crystal Diode. Delivers 350 milliwatt output to 4in. high flux speaker—I.F. frequency 470 Kc/s—fully tunable over medium and long wavebands. All components mounted on single printed circuit board, size 5 1/2 x 5 1/2 in. Attractive two-tone plastic cabinet with carrying handle—size 7 x 10 x 3 1/4 in. with easy to read dial and socket for car aerial, choice of Red/Grey, Blue/Grey or all Grey. Complete with full instructions. All parts sold separately.

WIRECOMP'S £5.19.6 PP3 Battery 3/6 extra. PRICE P. & P. 4/6 extra. (Circuit diagram 2/6, free if all parts bought.)

WIRECOMP ELECTRONICS

378 HARROW ROAD, LONDON, W9.

TEL: CUNNINGHAM 9530
Hours of business: 9 a.m. to 6 p.m. Open all day Saturday. Opposite Paddington General Hospital Buses 18B and 36 pass the door.

FULLY GUARANTEED VALVES			
0A2	6/-		
0B2	6/-		
0B3	6/-		
0C3	5/6		
0D3	5/-		
0Z4	5/-	6A95	3/-
1A3	3/-	6A97	3/-
1A8GT	5/-	6AH6	5/-
1A7GT	10/-	6AK5	5/-
1B3GT	7/-	6AK6	7/-
1C6GT	7/-	6AL5	4/-
1D5	7/8	6AM6	6/-
1G6GT	7/-	6AM6	4/-
1H5GT	9/-	6AN5	15/-
1L4	3/-	6AQ9	6/-
1L06	7/-	6AR6	6/-
1LD6	4/6	6AS6	5/-
1NGGT	9/-	6ASTG	20/-
1R4	6/-	6AT6	6/-
1R5	6/-	6AUV	7/-
1R4	5/-	6AV6	6/-
1R6	5/6	6B7	8/-
1T4	4/-	6B8	6/-
1T5GT	6/-	6B8	6/-
1U4	7/-	6BE6	6/-
1U5	7/-	6BH6	8/-
1Z2	22/6	6BJ6	10/-
2A3	5/-	6BQ7	8/-
2E21	6/-	6BN6	6/-
2X2A	7/-	6BR7	11/6
3A4	4/-	6BR8	5/-
3A5	6/-	6BRW6	9/-
3Z4	5/-	6BW7	9/-
6D6	4/-	6C4	5/6
6Q4	7/-	6C5G	7/-
6R4	6/-	6C6	4/-
6V4	6/6	6C8G	7/-
4X150A		6CB6	5/-
50/8CD9G	17/-	6CL6	20/-
5R4G	5/-	6D4	3/-
5R4G	5/-	6D4	3/-
5Y3G	4/-	6E5	3/-
5Y3GT	6/-	6E5	3/-
6X4G	10/-	6E6G	5/-
6Z3	6/-	6E7	6/-
6Z4	6/-	6E8G	6/-
5G4G	7/-	6F17	5/-
6/30L2	10/-	6F32	5/-
6/30L3	5/-	6F33	4/-
6A7	10/-	6G6G	2/6
6A8MG	7/-	6GH6	1/6
6AB4	6/6	6H7G	5/-
6AB7	4/-	6K6GT	5/-
6AC7	3/-	6K7	5/-
6AD4	20/-	6K8	8/-

Z & I AERO SERVICES LTD

Retail Shop: 85 TOTTENHAM COURT ROAD
Tel: LANGHAM 8033

Head Office and Warehouse: 14 SOUTH WHARF RD., W.2. Tel. AMB 0151/2, 0677
Please send all correspondence and Mail Orders to the Head Office.

NUVISTORS

6CW4 (6.3V) or 2CW4 (2V).....14/-
7696—General Purpose Medium "mu" Triode.....22/6
7695—General Purpose High "mu" Triode.....22/6
Bases for the above 2/6 each.

TRANSISTORS

Mullard Top 6 alloy: OC44 7/6; OC45 8/6; OC78 7/-;
OC78D 7/-; O 31 7/-; OC81D 7/-; OC72 3/-; Pair of
OC78 or Set of two OC81 and one OC81D 13/-;
Substandard Transistors, perfect to use on reduced voltage:
OC44 3/-; OC45 3/-; Brand New R.C.A. Transistors:
2N410 (OC45) 5/-; 2N 412 (OC44) 5/-; White Spot
2/6; Red Spot 2/6; Yellow Spot 1/10; Green Spot 1/10.

CATHODE RAY TUBES

3BP1.....22/6; Bases 3/6 ea.
ACR10, 2in. dia. equivalent to VCR139A but requiring
450V. E.H.T. only.....30/-; Bases 3/6 ea.
Postage and packing 3/- per tube.

OUTDOOR SECTIONAL AERIALS

"ELECTRON" ROD AERIALS; 3 strong tubular light
alloy 3ft. long screw-in sections, insulated aerial base
and mounting bracket suitable for wall or window sill
mounting. Brand new, complete with mounting
hardware and down lead. 15/-, postage, etc., 6/-.

BULGIN PANEL LAMPS

New, complete with clear lenses, less bulb. 2/6. P.P. 6d.

HEADPHONE COILS

3 ft. long, with wire loop ends, suitable for series
connections of earphones, terminated with P.O.
Red plug. 5/-, P.P. 6d.

PLEASE ADD 2/6 in £ on all PURCHASES FOR
POSTAGE AND PACKING.

user since d.c. is blocked off. The receiver is not fitted with an on/off switch since this is contained in Unit "B".

Mechanical and Constructional Notes

The smallness of the unit makes it possible to use a simple aluminium "tray" chassis which is secured to a hardboard panel that carries the simple controls together with a coloured warning lens, reduction drive mechanism and phone sockets. Details of both the panel and the chassis are given in Figs. 3 and 4 respectively and are self-explanatory, although the actual panel should be cut $\frac{1}{8}$ in. smaller than the horizontal dimension given and $\frac{1}{16}$ in. shorter than the vertical dimension because the $\frac{3}{16}$ in. quadrant which is glued as a frame to the panel edges is allowed to overlap to form a rabbet for the simple cabinet side and top members; the quadrant should be mitred at the corners, of course, and the bottom section routed out to receive the phone sockets. Metal cooking foil glued to the inside of the panel and in contact with the chassis prevents unwanted hand effects from interfering with operation. Although the trimmer VC1 and the aerial socket may be mounted on the chassis rear flange these are affixed to the cabinet back in the prototype and fitted with a flexible lead.

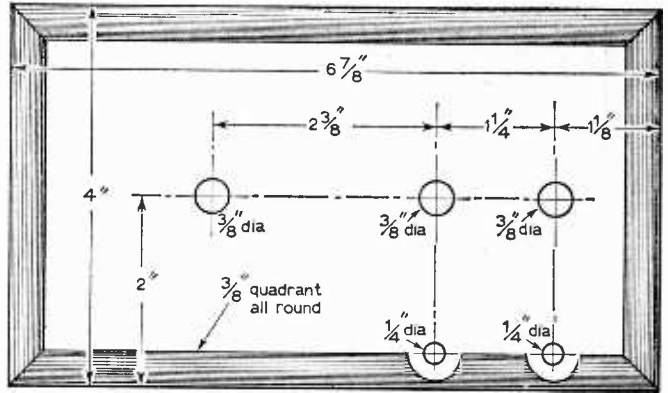


Fig. 4: Details of the panel of the receiver unit.

Diagrams showing the above and below chassis layout and wiring are given in Figs. 5 and 6 respectively and show that modern miniature components are fitted to prevent congestion. L2 is also physically slim and mounted not as shown in Fig. 5 (so drawn to assist clarity) but turned through 180deg. with the connections close to the chassis.

Power Cable

It is convenient to obtain the voltage supplies via a three-core cable terminated with a standard octal plug to fit a socket provided for it on Unit "B" (to be described later) and the idea is shown diagrammatically in Fig. 5, where it can be

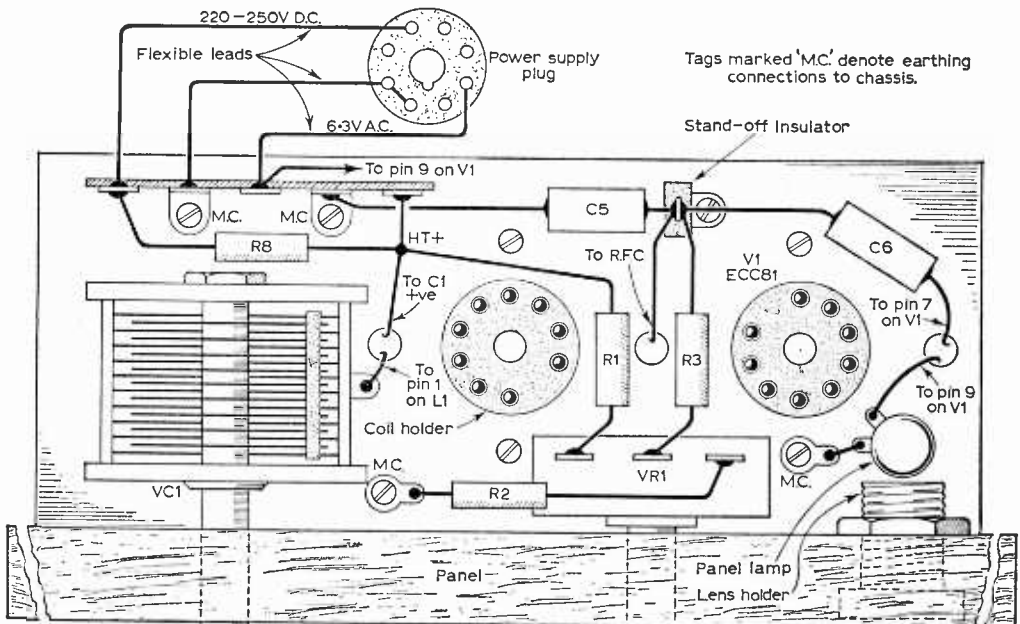


Fig. 5: The above-chassis layout and wiring of the receiver unit.

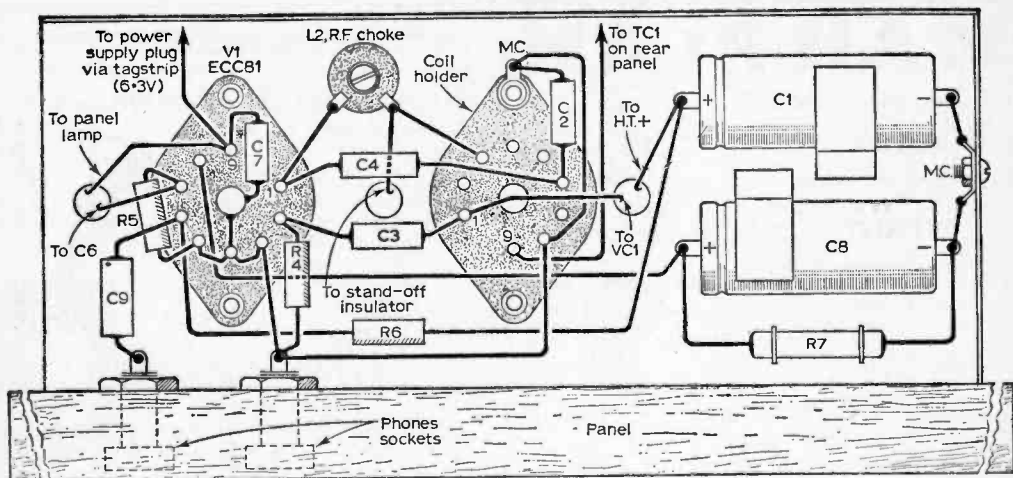


Fig. 61 The under-chassis layout and wiring of the receiver unit.

seen that the receiver end of the cable is connected to a simple tag strip to which the various feeds are connected. A suitable plug can be obtained by placing an unwanted octal-based valve in a strong paper bag to obviate flying glass splinters and tapping it smartly with a hammer!

The orientation of the valve bases permits short wiring and a spare tag on the coil-holder is

utilised as an anchor for the choke L2, this item consisting—since it needs to be physically small—of a miniature dust-cored long waveband coil sawn off to the length of the core and with the primary winding removed.

Part Two next month will describe the power unit and testing.

ELECTRO-MECHANICAL ECHO UNIT

—continued—

pull it straight, make a small hook on this straight piece and carefully insert through the holes in the bracket at the pick-up crystal end. Pull the spring gently straight over the pick-up (without stretching it too much) and note where the spring meets the rear of the pick-up. Leaving about $\frac{1}{4}$ in. of coiled spring between the bracket and the rear of the pick-up, unwind sufficient wire so that a straight length appears over the length of the pick-up—over the stylus coupler. Allow enough to clear the pick-up at each end by about $\frac{1}{4}$ in.

(2) Now hold the spring (still attached to the bracket) over the drive crystal and again note the position on it about $\frac{1}{4}$ in. from the edge of the drive crystal. From this position to past the other bracket straighten out the coil so that another straight length of wire appears over this pick-up and stylus coupler. Insert this straight end into the bracket holes and after pulling just enough to keep the spring from sagging too much in its centre make fast on the bracket.

(3) The two small springs are made in a similar way, leaving enough straight wire where they join the main spring so that the small springs do not touch the main one along their length. The tension on these springs should be very low, in fact just enough to hook them over the main one so that they don't pull on the small $\frac{1}{4}$ in. coil at the pick-up crystal end and cause it to foul the end of this pick-up.

(4) Making sure the main spring lays in each stylus coupler, a small dab of clear cement will hold them in place. Another dab of cement keeps the small springs in place on the main one.

To reduce hum it is advised that one spring bracket and the plate under the pick-up crystal be returned to chassis via the screening on the pick-up lead. Small solder tags bolted to these and connections made with thin flex will suffice.

The type of spring material used in the prototype consisted of an electric fire element obtained on a card in any electrical shop. The lightest one available should be used, the gauge being about 36 s.w.g. The more highly tempered the spring the better will be its characteristics—but it must be light and have a very close coil arrangement.

Operation of Unit

Connect any convenient signal source to one of the input jacks and couple the output lead to the input of the main amplifier. Set the volume of this amplifier roughly to mid position. Set VR2 (direct signal gain) until the volume is adequate and with the straight/repetitive switch in the "straight" position increase the setting of VR3 until the reproduced signal sounds "echoy" or hollow. This is the reverberation effect. If the echo sound is rather shrill or "toppy" increase the valve of CX (Fig. 2) until it sounds satisfactory. Switching to "repetitive" will introduce the staccato effect to the delayed signal, giving a pleasing "true" echo sound. By reducing the direct signal level it is possible to use the echo signal alone for added effects. ■

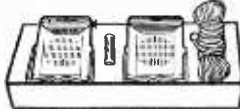
MAILPLAN

Immediate Despatch Service! Best value for money!
Dept. PW 138 Lewisham Way, New Cross,
London, S.E.14. TIDeway 6667
Terms of business—Cash with order or C.O.D.

TWO SENSATIONAL TRANSISTORISED INTERCOMS

HANDY INTERPHONE


For Home, Workshop, Office, two-way calling. Consumes current only when talking or calling. Housed in attractive plastic cabinets with portable stands. Completely portable. Master and sub-station. Replacement battery only 2/6.



MAILPLAN PRICE
89/6 Incl. PP3 battery, and 25 Yds. lead with Plugs. P. & P. 3/-.
(Today's value 3 gns.)

7 Station De Luxe Transistorised Intercom

The very latest in Office and Factory communication. Calling is audio and visual. Battery operated but consumes current only when calling or talking. Neat compact attractive units, up to 6 extensions supplied separately. Battery life 300 hours.



Master **14 GNS.** Post free.
Extension 2 gns. Post free.

HALF THE PRICE OF OTHER MAKES

Construct your own Record Player, Intercom, Tape Recorder, etc., with the

PK.543 SUBMINIATURE 4-TRANSISTOR PUSH-PULL AUDIO AMPLIFIER 52/6



An assembled and wired miniature amplifier incorporating output transformer, and 4 transistors, class B, 200 m. watts. All connections for battery, speaker and volume control. The quality is amazing. Complete with instructions and circuit P217A. Size 3 x 1 1/16 x 1 1/16 in.

8 ohm speaker to suit above, 21". Flux density, 7,800 gauss. Power, 200 mW. **16/6** P. & P. 1/-

MI78 CRYSTAL LAPEL MIKE 17/6

100-9,000 cps. 1 1/2 in. diam., 5ft. lead. P. & P. 1/-.

SLIM CRYSTAL 3-way MICROPHONE

- ★ Hand held.
- ★ Stand mounted.
- ★ Suspended by lavalier cord.

MODEL 100C 39/6 Post Free

Check the spec. and judge for yourself. Response 60-10,000 cps. Built-in ON-OFF Switch. Output Level -52 dB. Omni-directional. Termination above 500 K ohms.



Satin Chrome Finish. Accessory Table Top Base, 8/6.

PORTABLE SOLDERING IRON Model SPI 30 Watt 230 Volts

(Size 10 1/2 in. 6 1/2 in. when not in use.) Designed on an entirely new principle for light-weight applications. Highly stable heat characteristics ensure long life. Removable handle permits iron to be carried safely even while hot. Supplied complete with Vinyl bag, lead and plug. Spares available. Element 4/6. P. & P. 6d.



18/9 P. & P. 1/-

All items advertised have been approved by our technical team of qualified engineers.

A HIGH QUALITY PROFESSIONAL MIKE

DM.11 MICROPHONE with Base. A flexible, newly designed, dynamic microphone integrated with a matching desk stand. Professional quality, ideal for tape recording, public address, broadcasting and communications. Ruggedly constructed, removable base for desk or hand use. 360° swivel ball joint allows tilting in any direction. 9" high, body dia. 2" tapering to 1". Base 5" dia. Magnificently finished in mist blue with chrome trimming. Complete with shielded cable stand. Fully guaranteed.



AT-LOW COST
5 GNS.

SERVICE ENGINEERS!

The most useful tool that money can buy . . .

the D900

TRANSISTOR TESTER/ POWER SUPPLY

LABOUR SAVING SPEEDY SIMPLE

ONLY **£10** Ask for full technical specification.

Checks Alpha gain (Current gain—AC)

Checks Beta gain (Current gain under DC conditions).

Measures Leakage currents between collector/Base and Collector/Emitter at any voltage between zero and 25 V. Specially designed for all receivers using PNP Transistors.

Size 5 1/2 x 3 x 2 1/2 in.

NOW you can carry out fast testing of transistors and miniature transistor receivers without removing transistors from circuit. Self-contained signal tracing oscillator, self-contained variable power supply.

Miniature Clear Plastic Panel Meters FOR YOUR HOME BUILT TEST EQUIPMENT

DC MICROAMMETERS	Model MR.25 0 to 50 μ A	.. 39/6
	Model MR.250 0 to 500 μ A	.. 32/6
DC MILLIAMMETER	Model MR.21 0 to 1 mA	.. 27/6

All models individually Boxed and Fully Guaranteed. P. & P. 2/6 each.

"S" METER MODEL SR.2P. Standard "Ham" signal strength indicator. Calibrated in "S" units from 0.9 with scale terminating in +10 to +30 dB calibrations. Additional full scale calibrations of 0.5-4-10 in linear scale divisions. 35VU METER MODEL VR. 1P. Calibrated and damped in accordance with standard VU Meter Practice. Upper scale reads -20 to +3VU. Lower scale 0-100% modulation. Uses precision carbon film multiplier resistor and full wave rectifiers. 42/6.



SKANTEST—THE LOWEST PRICED L.O.P.T. TESTER

Tests TV Windings for shorting turns by unique pulse method. This compact instrument can save you pounds. It detects a single shorting turn in a line output transformer, deflector coil or other Windings. The pulses provided by the instrument detect intermittent faults. In position one, the continuity of the Windings is checked; in position two, high impedance coils, and in position three, low impedance coils. Once you have used the Skantest you will regard it as a must in TV Servicing.

Exclusive Mailplan Offer **99/6** P. & P. 2/9

MULLARD TAPE RECORDER AMPLIFIER

Printed circuit board and set of 27 capacitors ranging from 50 + 50 μ F at 350 v. to 47 pF. **28/-** plus 1/6 P.P.



MODEL V-7A/F VALVE VOLTMETER

Equal to many higher priced instruments. Gold-plated printed-circuit. High input impedance (11 meg-ohms). The V-7A measures A.C. volts (0-1.5, 5, 15, 50, 150, 500, 1,500) R.M.S. and A.C. volts (0-4, 14, 40, 140, 400, 1,400) and, 4,000 pk.-to-pk. D.C. volts (0-1.5, 5, 15, 50, 150, 500, 1,500 Ohms (with 10 ohms centre) X1, X10, X100, X1,000, X10K, X100K and X1 megohm.

£19.18.6 Complete with 32-page handbook

MODEL V-7A (In kit form). **£13.18.6.**

CRYSTALS & COMPONENTS LTD



TEL: TEM.1189 2.4. EARLHAM STREET WC.2.

Near Cambridge Circus. A few minutes walk from Leicester Square or Tottenham Court Road Underground Stations
 HOURS OF BUSINESS: 9 to 6. Saturdays 9 to 1. OPEN ALL DAY THURSDAY

TYPE 46 SETS

Best buy in TX/RX units in years. Complete with all accessories at give-away price. 3-channel crystal controlled TX and RX. Supplied complete with one pair of crystals, coil box, rod aerials, leads and plugs, valves, balanced armature head set with throat-mike. Coverage: 3.6 to 4.3 Mc/s or 6.7 to 7.6 Mc/s by means of plug-in coil pack. (Stations which frequency preferred when ordering.) Requires only 150 v., 15 v., and 3 v. dry batteries. Range over 10 miles under good conditions. Full instructions supplied. As new. We offer this fine unit as listed above with all accessories, at 42/6 per unit or £4 for two. Postage and packing 6/6. Set of batteries 24/- per set.

SPECIAL OFFER TYPE 46 SETS

As described above with valves, crystals and coil box but having had the original send/receive switch removed. Without other accessories. This set is supplied with a substitute switch and full wiring details at 18/6 each or 35/- per pair. P. & P. 5/6.

LIGHTWEIGHT PICK-UP arms with H/G turn over 3 speed head. Brand new. 17/6, post 1/6.

DECA XMS L.P. pick-up heads. Brand new 8/6, post 1/-.

L.T. TRANSFORMER BARGAINS. Primary 240 volts. Secondary 6.3 volts 5 amps. 8/6. Primary 240 volts. Secondary 17 volts 1 amp. 8/6, post 2/-

I.T. TRANSFORMERS. Tapped 200/250 volts primary. Output 250/0/250 v. 60 mA. 6.3 v. 4 amps. 8/6. Post & packing 2/6
 Type (350/120) tapped 200/250 v. input. Output 350/0/350 v. 120 mA. 5.3 v. 34 amps. 5 volts at 2 amps. 18/6. P. & P. 3/6.
 Type 5 k. Prim. 200/250 v. Output 350/0/350 v. 350 mA. 5 v. 3 amps. Tapped 4 v. 2 v. at 2 amps. 10 kv. ins. 20 v. 1 amp. 7.5 v. 1 amp. 5 kv. 5 mA. Price 25/-, P. & P. 6/-.

SPECIAL HEAVY DUTY 50 volts 10 amps. transformer. 250 volts fixed input. Conservatively rated. Brand new and boxed, 55/- Carriage 7/6.

WIRELESS SET No. 19. Trans/receiver. Covers 2-8 Mc/s using 6 valve superbet receiver with I.F. of 468 kc/s and a 6-valve transmitter. For voice and C.W. operation. Incorporates 500 microammeter for tuning voltages, aerial loading etc. Panel controls, frequency tuning, gain control, P.A. tuning, M.C.W., C.W., R/T switch, het tone netting, off/on, quench aerial AVC-HT-LT Drive test. Complete with valves. In clean, serviceable condition. 65/- Carriage 10/-.

TERMS OF BUSINESS

CASH WITH ORDER. Handling charge of 1/6 on all orders under 20/- where P.P is not otherwise stated.

SELENIUM F.W. HIGH CURRENT BRIDGE RECTIFIERS

18 v. 8 amps. 4 1/2 in. sq.	Price	19/6
18 v. 18 amps. 7 1/2 in. sq.	Price	39/6
18 v. 36 amps. 7 1/2 in. sq.	Price	79/6
18 v. 54 amps. 7 1/2 in. sq.	Price	117/6
36 v. 8 amps. 4 1/2 in. sq.	Price	39/6
36 v. 18 amps. 7 1/2 in. sq.	Price	79/6
36 v. 36 amps. 7 1/2 in. sq.	Price	119/6
36 v. 54 amps. 7 1/2 in. sq.	Price	235/-
54 v. 8 amps. 4 1/2 in. sq.	Price	59/6
54 v. 18 amps. 7 1/2 in. sq.	Price	117/6
54 v. 36 amps. 7 1/2 in. sq.	Price	235/-

Voltages indicated are maximum input volts and amps. are max. current out. Supplied brand new and guaranteed. Not government surplus.

HEAVY DUTY VARIABLE RESISTORS. Compact and ideal for model control or charging sets. Rotary types; 12 ohms 2.4 amp 2 in. dia., 6/6 each; 200 ohms + amp 2 in. dia., 7/6 each; 26 ohms 1 amp 1 1/2 in. dia., 5/6 each; 0.5 ohm 2 amps 1 1/2 in. dia., 5/6 each. All with 2 in. spindles.

CRYSTALS !!!

LARGE RANGE OF 10X, 10XJ, FT243, FT241 CRYSTALS ALWAYS IN STOCK. Send stamped addressed envelope for free comprehensive list.

NEW MERCURY SIX CASE

(For the Improved Mercury Six)

The result of a cross section of opinion of experienced amateur constructors. Uses a quiet yet really attractive contemporary timber design case. Covered dual colour leather-plastic.



Size 4 1/2 x 7 1/2 x 4 in. Price 48/-.

The new case is suitable for many other transistor receivers currently offered, and plenty of room for 9 x 4 in. speaker for quality reproduction.

Coloured illustration on request.

Mercury 6 Booklet 2/6.
(With Latest Modifications)

Trade and Retail.

OSMOR 418 BRIGHTON ROAD
S. CROYDON CRO 5148

COMPLETE TELEVISIONS



17in. £11.10
 14in. £7.10.0
 100% Guaranteed.
 12 months Full Written Guarantee

Shown working all channels in Shop Legs—39/6 per set. Personal collection advised, or Inured. Carr. 14in., 20/-, 17in., 30/- Part exchange allowance on ANYTHING USEFUL

TELEPHONE HANDSETS 15/6 Pair G.P.O. standard pattern. House to Workshop, garage, inter-office; etc. Works off any battery. P. & P. 4/6.

Variable Pots. 40—10/- New. TV or Radio. Assorted. P. & P. 2/6

Condensers. 100—10/- New. Assorted electrolytics and P.F.s.

Resistances. 100—5/- Assorted sizes, watts, grades.

DUKE & CO (London) Ltd

621/3 ROMFORD RD.
MANOR PARK, E.12
L.Ford 6001/3.
Liverpool St. Strn. to Manor Park only 10 mins.

CABINET "SALE"



Tape Recorder Cabinet made for the Collaro Studio Deck. Size 16 x 15 1/2 x 8 1/2 in. Factory purchase. Ins. Carriage 5/-.

SPEAKERS

7/9 each
 6in, 7in, x 4in.
 Money back guaranteed.
 Enquire for other sizes.
 Ex. mfd. salvage. P.P. 2/3.



EXTENSION SPEAKERS 29/9

2 tone covered cabinet, 6in PM speaker, switch and flex Ideal for kitchen, sick room etc. P. & P. 3/9.

VALVES 9d. ea. 40—£1
 Tested. Send for full list.

TV TUBES

35/- 36/24, 14KP4, 141
 15/- 121, 31/74 and other
 Ex-Rental Stock. Carr. 5/

TEST GEAR techniques

PART 3 - THE VALVE VOLTMETER

H. W. Hellyer

THE high sensitivity voltmeters that have been discussed in previous articles are quite suitable for taking measurements where the power drawn from the circuit under test is only a minor proportion of the power available in that circuit.

But even a meter movement taking such a low current as $10\mu\text{A}$ for full-scale deflection, as used in an instrument with a sensitivity of $100,000\Omega$ per volt, can have an appreciable effect on a circuit with a high impedance.

Damping Effect

For example, if we apply the test probes of our meter to a battery we should expect to obtain an accurate reading because the internal resistance of the battery is very low compared with the resistance of the meter.

Similarly, measuring the grid bias of an amplifying valve by applying the meter across the cathode bias resistor should also produce accurate results. But if we now apply the meter to the true grid circuit it is unlikely that the test would be successful; the grid leak resistor may be as high as $1\text{M}\Omega$ and we are shunting it with a meter resistance comparable in value if we use the 10V range of our meter to give us a readable deflection.

Switching the multimeter to a higher voltage range reduces the shunting effect but limits the swing of the pointer to a small sector of the scale.

A.C. Errors

Similarly, small voltage measurements in an a.c. circuit of high impedance, such as the detector circuit of a radio receiver, can be even more misleading. Indeed, the connecting of a meter across many such circuits is sufficient to upset their operation and thus render our readings useless.

As we have noted, the sensitivity of the multimeter built around a basic moving-coil movement is considerably less for its a.c. ranges. Also the waveform of the voltage under test and its frequency will affect the accuracy of the reading.

Where a.c. measurement is obtained by rectification and subsequent d.c. movement—the normal method—the non-linear characteristics of the rectifier unit must be taken into account.

The higher the frequency being measured the more is the by-passing effect of the meter rectifier and the less accurate the reading. Also, as most meters are calibrated in terms of the root-mean-square value of the applied voltage or current, any deviation from a sinusoidal waveform will alter the ratio and a square wave will give what is almost a d.c. reading, whereas a "spiky" waveform will cause the meter to read low.

The answer to the problem is a meter having

negligible loading effect on the circuit under test and with only a very small capacitive loading that would tend to shunt the higher frequencies. Such an instrument is the valve voltmeter.

Principle of the VTVM

The basic principle is the application of the test voltage to the grid of a valve which is part of a bridge circuit with a meter reading the "out-of-balance" current of the bridge. Thus the applied voltage is "looking into" the very high impedance and small capacitive shunting effect of the input grid.

The bridge is first balanced, the meter "zeroed" and the resulting change of conditions from the application of the test voltage causes an unbalance and a proportionate meter reading.

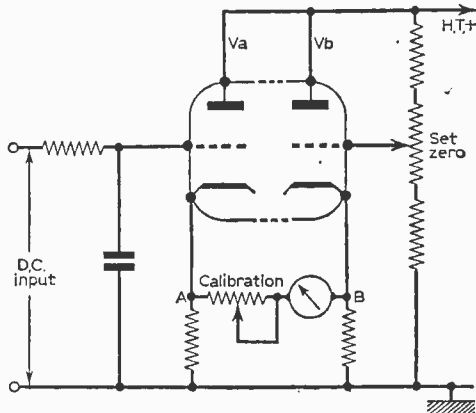


Fig. 10: Basic circuit of a valve voltmeter.

As shown in Fig. 10 this is a d.c. function. The valve is connected as a cathode follower amplifier with each half passing the same current when no test voltage is applied, the set zero control being used to regulate the bias of V_b under these conditions. Then the voltages across the cathode resistors of V_a and V_b will be the same and the meter will not deflect.

Applying a test voltage to the terminals, with negative polarity to chassis, will cause V_a to conduct greater current, producing a greater voltage across the cathode resistor. Thus point A is now of higher potential than point B and the meter pointer will deflect in proportion to this voltage difference.

A calibrating resistor acts as a multiplier to keep the meter reading within limits of the change in bias voltage. Correct choice of components to match the valve characteristics will result in linear calibration.

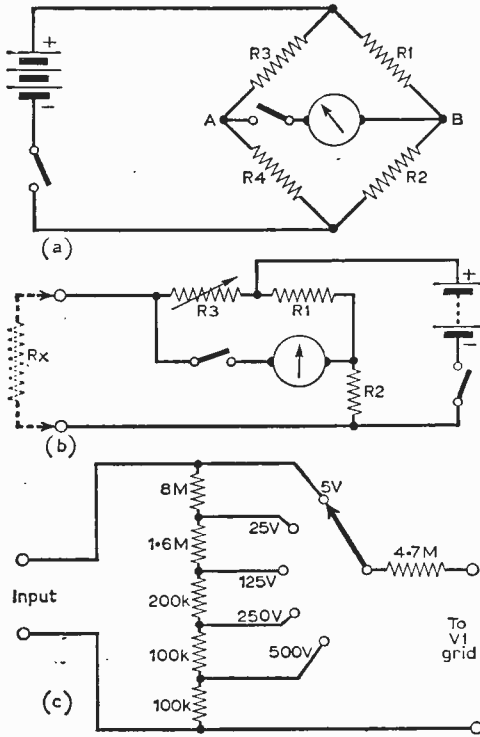


Fig. 11: Bridge circuits (see text).

Experienced readers will now prepare to jump on me for over-simplification. The foregoing is a basic explanation of the operation of the circuit. A more explicit answer to the question "What happens when a voltage is applied?" requires the addition of a few notes on bridge characteristics. Talking of balanced and unbalanced bridges is

a waste of time unless we define our terms and the understanding of bridge circuitry will prove handy later when we come to consider some applications of signal generators and oscilloscopes and a.c. bridges proper.

The Wheatstone Bridge

If four resistors of equal value are connected across a supply voltage as shown in Fig. 11(a) and a meter linked to the midpoint of each arm there would be no deflection of the pointer.

This is because the current flowing in each arm of the circuit—that is, through R1+R2 and R3+R4—is the same; therefore the voltage dropped across R1 and R3 is the same and points A and B are at the same potential. So the meter does not record and the bridge network is said to be balanced.

If we now substitute R4 with a resistor of unknown value—and if that value differs from the original—the condition of balance will be upset and there will be an indication on the meter. If R3 is now made variable and its resistance is measured, then by adjusting R3 until the balance is restored, and the meter again shows no deflection, we have a method of determining the value of the unknown resistor Rx.

Fig. 11(b) shows the circuit in a different form—principally to demonstrate that bridge circuits are not always immediately recognisable by that characteristic diamond shape of the resistor network.

Bridge-type circuits are widely used in radio work and it is not always obvious at a glance that the form of the circuit is indeed the familiar bridge. One must mentally translate the draughtsman's work to recognise circuits.

The Unknown Resistor

The formula for determining the value of the unknown resistor when the bridge is balanced is:

$$R_x = \frac{R_2 \cdot R_3}{R_1}$$

In practice $\frac{R_2}{R_1}$ would be a constant and the value

of Rx would be that constant multiplied by the resistance of R3 required for balance. This application will be more useful to us when we consider bridge-type instruments. In the meantime it is only necessary to remember that our meter is reading an "unbalance" current.

Now let us substitute R3 with a valve and feed our test voltage between its grid and cathode. First, by disconnecting the input terminals and adjusting the set zero control, we arrange that the bridge is balanced and the valve acts as one resistive arm of the bridge.

Now we apply a d.c. test voltage, the valve's anode current changes and thus its Ra value. The resistance of our substitute R3 has thus changed and the meter will give an unbalanced indication proportional

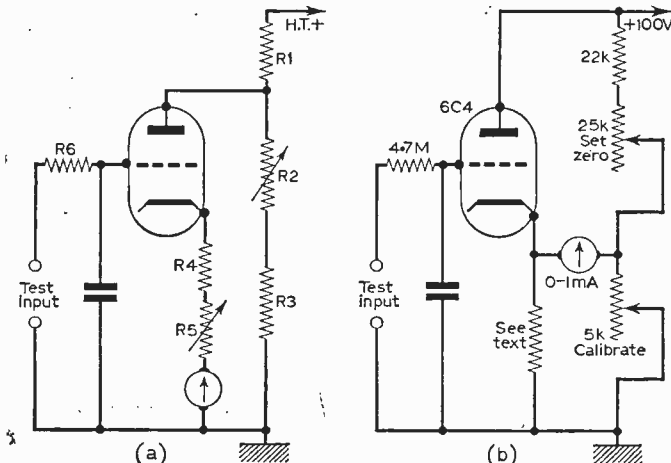



Fig. 12: The use of a valve to amplify an applied voltage and give a meter indication.

UNIVERSAL AVOMETERS



Guaranteed perfect working order. Supplied complete with leads, batteries and instructions. Model "D" 34 range £8.19.6 Model "7" 50 range £11.0.0 Registered Post 5/- extra.

MICROAMMETERS

0-500 microamps. 2 1/2 in. circular flush panel mounting. Dials engraved. 0-15, 0-600 volts. BRAND NEW. BOXED. 15/-, P.P. 1/-.

7.5 K.V.A. AUTO TRANSFORMERS

0-115-230 volts. Brand new boxed, £15. Carriage 10/-.

230/250 VOLT A.C. MOTORS

4 1/2 x 3 in. dia., 90 watts, 5,000 r.p.m. 1 in. spindle. 22/6, P.P. 1/6.

1 K.V.A. ISOLATION TRANSFORMERS

230 v. PRI 230 v. Sec. Boxed, £5 each. Carriage 10/-.

VARIAC TRANSFORMERS

24 amp., 230 volt primary, 185 to 250 volt output, £12.10.0. Carriage 10/-.

TELEPHONES TYPE "L"

Generator Bell Ringing, 2 line connection. With batteries, fully tested, 69/6 per pair. Carriage 5/-.

HELIPOTS

Available in the following sizes, 10k Ω , 50k Ω , 10k + 2k. Ω All new, boxed, 22/6 each. P.P. 1/3.

3000 WATT AUTO TRANSFORMERS

0-115-230 volts, step-up or step-down. Brand new, boxed ex-U.S.A. £7.10.0 each. Carr. 10/-.

PANEL METERS

100uA	2 1/2" F.M.	D.C.	42/8
100uA	3 1/2" F.M.	D.C.	62/6
1 mA	2 1/2" F.M.	D.C.	25/-
30/0/30 mA	2 1/2" F.M.	D.C.	9/8
350 mA	2 1/2" F.M.	D.C.	10/8
300 v.	2 1/2" Proj.	A.C.	19/8
300 v.	2 1/2" F.M.	A.C.	25/-
500 v.	2 1/2" F.M.	A.C.	25/-
120 v.	3 1/2" F.M.	D.C.	32/6
160 v.	2 1/2"	Electrostatic	25/-

FIELD TELEPHONES TYPE "F"

Suitable for many applications. Generator bell ringing, 2 line connection. With batteries and wooden carrying case, fully tested, £4.19.6 per pair. Carr. 5/-.

SUB-STANDARD D.C. AMMETERS


9 ranges. 150mA, 1.5A, 3A, 7.5A, 15A, 30A, 60A, 300A, and 450 amp. Housed in teak portable case, 8 in. mirror scale. Supplied brand new with all shunts and leather carrying case, £15 each. P.P. 10/-.

R.107 COMMUNICATION RECEIVERS

Frequency coverage from 1.2 to 17.5 Mc/s continuously on three bands. Completely self contained with built-in speaker and power unit to operate from A.C. mains or 12 volt D.C. OFFERED BRAND NEW, FULLY CHECKED. £12.10.0. Carriage 30/-.


P.C.R.2 RECEIVERS

850-2,000 metres. 190-550 metres 6-22 Mc/s. output for phones or 3 Ω speaker. As new £5.19.6. Carr. 7/6. PCR3 as PCR2 but covers 190/550 metres, 2-7 Mc/s, 7-22 Mc/s, including top band. As new. £8.8.0. carr. 7/6. All above models can be supplied with internal power unit to operate on 200/250 v. A.C. at 39/6 extra or alternatively plug-in external power units are 35/-.



NATIONAL H.R.O. RECEIVERS

BRAND NEW! Senior model, table mounting. Complete with a full set of 9 coils covering 50 kc/s to 30 Mc/s. Supplied complete in original transit cases. £25. Carr. 20/-.



PRECISION COMBINATION VOLTMETER/AMMETER FOR A.C. AND D.C.



Two separate instruments housed in polished wood case, 6 in. scales with knife edge pointers.

Ranges: Volts A.C. and D.C. 160-300-600 v. Amps. A.C. and D.C. 25-50-150-200 A. Supplied complete with all current shunts, leads and leather carrying case. Manufactured by Elliott Bros. Supplied brand new. £9.19.6 each. Carriage 7/6.

MINE DETECTOR No. 4A

Will detect all types of metal. Fully portable. Complete equipment supplied tested with instructions. 39/8. Carriage, 10/6. Battery 8/6 extra.

COLLARO STUDIO TAPE TRANSCRIPTOR

Brand new 1962 model, 3 speeds, 3 motors, digital counter, etc. With latest dramatic heads and interlock button. Supplied with spare spool, instructions, fixings, 10 gns. each. Carr. paid.

FABULOUS TAPE OFFER

Famous American Brand Tapes. Brand new, fully guaranteed. 5in.—600ft., 10/8, 6in.—600ft., 13/8, 5in.—1200ft., 17/-, 7in.—1200ft., 13/6, 7in.—1800ft., 18/6, 7in.—2400ft., 30/-, P. & P. extra. S.A.E. for full tape list.

CT-53 SIGNAL GENERATORS

Precision instruments covering 8.9 to 15.5 Mc/s. and 20 to 300 Mc/s. on 6 bands. Variable attenuator from 1 microvolt to 100 millivolts. Operation 110/230/250 volts. A.C. Supplied in perfect working order. Complete with calibration charts. 19 gns. each. Carriage 10/6.



PRECISION A.C. AND D.C. VOLTMETERS

Two ranges, 160 and 320 volts, 8 inch mirror scale with knife edge pointer. Housed in polished wooden case. Ideal for schools, labs., etc. Supplied brand new. £5.19.6 each. P.P. 3/6.

NATIONAL H.R.O. RECEIVERS MODEL ST

Uses metallised octal base valves. Few only available. BRAND NEW with 9 coils covering 50 kc/s to 30 Mc/s. £30. Carr. 20/- Power unit for 200/250 v. A.C. operation, 59/6 extra.

DELCO 24 VOLT D.C. MOTORS

Shunt wound, 5,400 r.p.m. Torque 4 in. oz. Double spindle, smooth running, extremely powerful. Also runs on 12 volts. BRAND NEW 10/8 each. P.P. 2/-.

MINIATURE MODEL ACCUMULATORS

Lead Acid. BRAND NEW. 2v. 1.5 A.H., 4 x 1 1/2 x 1 1/2 in., 1 1/2 lb., 5/8. P.P. 1/3. 12v. 0.75 A.H., 4 x 3 x 1 1/2 in., 2 1/2 lb., 15/6. P.P. 1/6.

JEMCO 4,000 OHM/VOLT TESTMETER

1% Precision Resistors throughout. Single control system for all ranges. Highly accurate. Sensitivity 4,000 Ω /volt A.C. and D.C.



Ranges: D.C. volts: 0-10-50-250-500-1,000v. A.C. volts: 0-10-50-250-500-1,000v. D.C. current: 0-250 μ A 0-25-500mA Resistance: 03-0k Ω 0-300k Ω 0-3M Ω Decibels: -20 to +36 dB (2 ranges). Meter sensitivity: 100 microamp. 59/8 each P.P. 2/6.

JEMCO 20,000 OHM/VOLT TESTMETER

As above but with increased sensitivity and extended resistance range (0-5M Ω). 67/8 P.P. 2/6. Either type brand new. Guaranteed with leads, prods, batteries, instructions.

L.T. METAL RECTIFIERS

All full wave, bridge connected. Brand new guaranteed. 12/18v. 1.5A. 3/8 24/36v. 4A. 22/6 12/18v. 2.5A. 6/3 24/36v. 15A. 45/- 12/18v. 4A. 8/6 36/48v. 2A. 19/8 12/18v. 6A. 12/3 36/48v. 4A. 39/8 12/18v. 10A. 22/6 36/48v. 6A. 33/6 12/18v. 15A. 37/6 48/60v. 2A. 32/6 24/36v. 1A. 7/3 48/60v. 10A. 22/6 Please add postage.

L.T. TRANSFORMERS

All primaries tapped 200-250 volts, 1 Battery Charging, 3.5, 9 or 17 volt, 1 amp., 9/8. Ditto 2 amp. 14/3. Ditto 4 amp., 16/8, 9 or 17 volt, 6 amp., 28/- 2 Model Type 3, 4, 5, 6, 8, 10, 12, 15, 18, 20, 24 or 30 volt, 2 amp., 18/6. Ditto 4 amp., 27/6. Ditto 5 amp., 37/6. Add Postage.

AUTO TRANSFORMERS

Step-up, step-down, tapped 0-115-200-230-250 volts. 15w., 9/-; 60w., 12/6; 150w., 18/6; 200w., 27/6; 300w., 42/6; 500w., 67/6; 1,000w., 89/6; 1,500w., £8.19.6. P.P. extra.

R.C.A. PLATE TRANSFORMERS

Pri. 200/250 v. sec., 2,000-0-2,000 v. 500 mA. tapped 0-300 v. New. Boxed. £8.10.0. Carriage 15/-.

DUMONT K1051PI DOUBLE BEAM C.R.T.

Twin Gun. Brand new, boxed, 59/8, P.P. 3/6.

1.2 Ohm 12 Amp RHEOSTAT

Gearbed slider type, new boxed, 15/6 each. P.P. 3/6.

MARCONI TF-885 VIDEO OSCILLATORS

250/5-5Mc/s. Supplied in guaranteed as new condition. £90 each.

CADMIUM SULPHIDE PHOTOCELLS

Very sensitive, full data supplied, 12/6 each. P.P. 6d.

MINIATURE PANEL METERS


For 1 1/2 in. dia. panel hole. 0-50 uA 39/6 0-300 v. C. 27/8 0-500uA 32/8 "S" meter 35/6 0-1 mA 27/8 "VU" meter 42/8 0-5 mA 27/8

Hours of Business: 3 LISLE STREET, 9 a.m.—6 p.m. Half Day Saturday 34 LISLE STREET, 9 a.m.—6 p.m. Half Day Thursday Send S.A.E. For Bargain Lists

GW SMITH & CO (RADIO) LIMITED
 Phone: GERRARD 8204/9155
 Cables: SMITHEX LESQUARE
 334 LISLE STREET LONDON, W.C.2

Easy-to-make cabinets to house your hi-fi

- 1 Tape deck/record storage
- 2 & 5 Loudspeaker
- 3 Record storage
- 4 Radio/record player



These easy-to-make sectional units are part of an outstanding new range of designer-styled cabinets for high fidelity sound equipment. They are the direct result of a close collaboration between well-known industrial designer Frank Guille Des RCA FSIA and Percy Wilson MA, technical editor of "The Gramophone" and prominent authority on acoustical engineering. The cabinets which will house almost any combination of Hi-Fi equipment have been especially designed for making in Vipboard. Vipboard

is a fine quality board with superior screw-holding qualities; specifically made for easy and economical furniture-making within the home. It comes in 20 standard sizes, fully veneered on all surfaces and ready

to polish. No special skills are required, and you need only basic household tools. Total cost of Vipboard for the cabinets shown above is £24.4.3. The individual cabinets cost from £3.1.9 (units 2 and 5).

Vipboard fully veneered chipboard with the natural wood finish

Find out how you can choose and build the units best suited to your Hi-Fi requirements—at a fraction of their "shop price". Ask for Free Instruction Leaflets and the Vipboard Furniture Brochure at your local Vipboard stockist, or write to: Vipboard Division, G.W.E. Boards Limited, 6 John Street, London WC1. Holborn 8421

R.C.S. CRYSTAL 8/6 P. & P. 1/6.

Covering medium wave band. Ideal for the beginner! All components including case (suitable headphones 8/6). Easily converted to 1-transistor or 2-stage transistor receiver.



THE PERSONAL SET For Private Listening

An amazing little set, with built-in ferrite rod aerial bringing in medium wave at wonderful volume. Sturdy case. Size only 2 1/2 x 3 x 4 in. Fits into the palm of the hand. Drilled chassis colour coded for easy assembly.

Total Building Costs (including earpiece)

32/6

P. & P. 1/-.

SAME HIGH QUALITY NEW LOW PRICES

BACKED BY FULL AFTER SALES SERVICE

R.C.S. TAPE TUNER 25/- P. & P. 1/6.

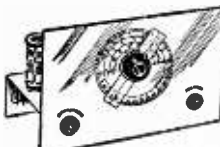
Record your favourite programmes. Variable Medium wave tuning. Triple wound Super Hi-Q coil. Chassis and components colour coded. Easily constructed. Size 3 x 1 1/2 x 1 in. All parts, instructions and layout plans.



Total Building Cost **59/6** P. & P. 2/6.

All parts available separately Send **FREE** Layout plans S.A.E. for **FREE** and parts lists on any of these sets.

LISTEN TO THE WORLD on "TELSTAR" OUR EASY TO CONSTRUCT I-VALVE SHORT-WAVE RADIO



Total Building Costs

35/-

P. & P. 2/-.

★ Receives speech and music from all over the world. Construction price includes valve and one coil covering 40-100 metres. Can be extended to cover 10-100 metres. Can be converted to 2 or 3 valve. And all mains loudspeaker operation.

The 'REVILO' 5-STAGE POCKET TRANSISTOR PORTABLE



Total Building Costs (including earpiece)

90/- P. & P. 2/6.

In attractive two-tone contemporary case, with gold plated speaker grille and attractive dial. Size only 5 1/2 x 3 1/2 x 1 1/2 in. No aerial or earth required—completely self contained. Genuine 3in. high flux PM speaker. Socket for personal listening. First grade transistors. Push-pull output—250 milliwatts. Volume control with on/off switch. Condenser tuning. Easy assembly on eyeletted circuit board.

THE 'BIJOU' EASY TO BUILD TWO-STAGE TRANSISTOR SET

The set that looks like a Radio Set.

- ★ Attractive Case.
- ★ Mini .0005 Tuner
- ★ High Q Litz Coil.
- ★ Works over months off No. 8 Battery
- ★ Simple to construct in 15 min.



You can't go wrong.

We guarantee good results.

Total Building Costs (including earpiece) **25/-** P. & P. 1/6.

to the change in R3 or the input volts.

Anode Current Meter

This type of circuit is very little different from the "old-fashioned" idea of using a valve to amplify the applied voltage, with a meter indicating the change in anode current. A circuit of this type is shown in Fig. 12(a). The anode of the triode valve is fed from a tapping on a potentiometer across the h.t. consisting of R1, R2 and R3.

The centre resistor is made variable and acts as a set zero control. R4 and R5 in series with the meter provide standing bias, with R5 variable to give a measure of calibration and R4 a fixed value, limiting the current to the straight portion of the valve characteristic.

The limitations of this device are obvious and Fig. 12(b) shows a development that more nearly approaches the bridge circuit. This is a useful

input impedance higher than 100MΩ, high enough for accurate measurement of small voltages across the high resistors found in modern equipment.

This was first described in the January, 1957, number of *Radio and Television News* and is an American design by D. G. Shankland. The important factor is the use of valves with a very low grid current. The 6AK5 valve of Fig. 13 has a grid current of 10⁻⁶μA. The voltage difference between the cathodes of the two similar valves is read by the 200μA meter.

The test voltage is applied to the grid of V1 via a probe with a series resistor in the "live" lead of not less than 10MΩ and the grid of V2 is returned to chassis. Under these conditions, with no signal input, the 5kΩ preset resistor is used to set zero to compensate for slight differences in valve characteristics, supply voltages, etc.

Full-scale deflection of the meter indicates an input of 20V. The relevant cathode voltage is expressed by $1/(1+1/\mu)V$ where μ is the amplification factor of the valve, a high figure in this case, and V the input test voltage.

The provision of a calibrating resistor of 10,000Ω in series with the meter helps to compensate for the 1/μ term and, provided care is taken in construction to avoid leakage across the input, very accurate voltages can be read.

Normal practice is to take the input lead through the casing of the instrument to the grid of V1 via a porcelain feed-through insulator.

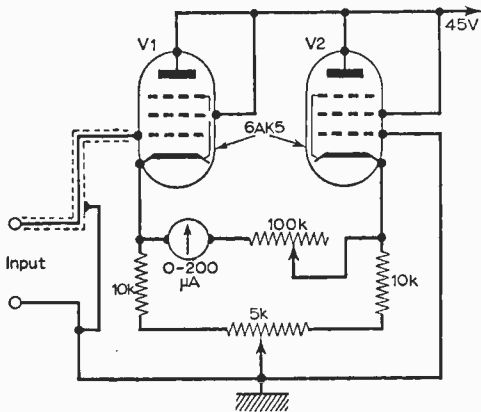


Fig. 13: Practical valve voltmeter circuit.

circuit that can be built easily around a valve such as the 6C4, 6C5, EF91 or EF80. The cathode resistor would have to be chosen to give a linear indication for the particular valve in use.

The range of voltages that can be measured by this method may be selected by a switched potentiometer input such as in Fig. 11(c). The input resistance is equal to the total of the potentiometer, usually 11MΩ, on d.c. ranges.

An important point is that this load on the circuit being tested remains practically constant for all ranges, a further limiting resistor of high value, between 1 and 5.5MΩ, being connected in series with the input to the valve grid. See R6 in Fig. 12(a).

In the commercial instrument these resistors forming the potentiometer are high-stability components specially formed to give accurate proportion of network resistance and not generally of preferred values. The experimenter wishing to make up a circuit such as Fig. 12(b) may find it better to compromise with a 10MΩ input using valves as indicated.

High Input Impedance

Some valve voltmeters have input impedances up to 25MΩ on the d.c. ranges. Going even higher, the interesting circuit of Fig. 13 gives an

A.C. Applications

Mention of a probe in the last description brings us to the important question of the measurement of alternating voltages. Here there are several restrictions. The instrument must again impose as small a load upon the circuit as can be obtained—and the standard multimeter has severe limitations on a.c. as noted in the previous articles.

But in addition to a high input impedance the valve voltmeter, or electronic testmeter, must have a small shunt capacitance and be capable of handling a wide frequency range. Although one or more valves may be used as buffers between the input signal and the point of measurement, connecting circuits themselves tend to restrict the frequency response by capacitive and inductive leakage. It is necessary, therefore, to rectify the a.c. signal as near the test source as possible and feed the resultant d.c. to the meter proper. Consequently much research has gone into probe circuitry and construction and a number of ingenious devices are on the market. It is possible to rectify a few millivolts at frequencies up to 200Mc/s, amplify the resulting signal sufficiently to load the input to the main meter and obtain readings of remarkable accuracy. Fig. 14 shows typical examples of these probes with both valve and crystal rectification.

Crystal Rectifier

The simplest type, which can be built into a handy casing such as a discarded fountain-pen holder, consists of a crystal rectifier, its charge capacitor C1 and filter components R1, C2 as in

(a). Slightly more elaborate is the circuit of (b), which has a crystal connected in opposite sense, giving a negative-going output suitable for feeding a transistor amplifier.

Note that the charge resistor R1 has a high value, the time constant of the C1, R1 combination being carefully chosen to give the most accurate results over a wide frequency range. This is usually decided by the function of the instrument and an alternative probe with a smaller value of C1 may be provided for r.f. measurement. For example, in the AVO electronic testmeter C1 is 0.05μF for the audio ranges and 470pF for radio frequency measurement. The Taylor 171A uses 0.01μF and 1.000pF, with a leak resistor of 20MΩ.

Both of these commercial instruments have valve rectifier probes in their original versions and

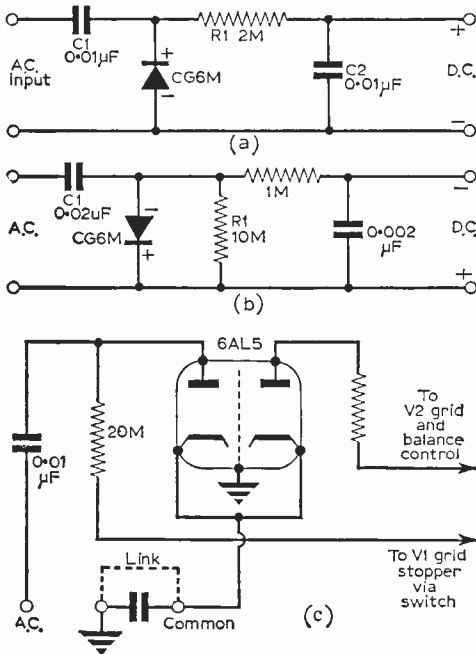


Fig. 14: Typical examples of crystal and valve probes.

the probe circuit of the latter is chosen to illustrate the typical valve method at Fig. 14(c). One interesting point is the use of a double diode valve, with one diode connected back to the control grid of the second triode in the bridge. The rectifier is a 6AL5 (EB91) and the double triode a 12AU7 (ECC82). The purpose of this circuit is the correction of a.c. set zero, which is adversely affected by "contact potential".

Electro-Chemical Action

As the name implies, contact potential is the effect of electro-chemical action due to the physical construction of the valve and its base and connections at the higher frequencies. A small voltage is developed across the load even when no external test voltage is applied. This needs to be backed off, or neutralised, to avoid the annoyance of a

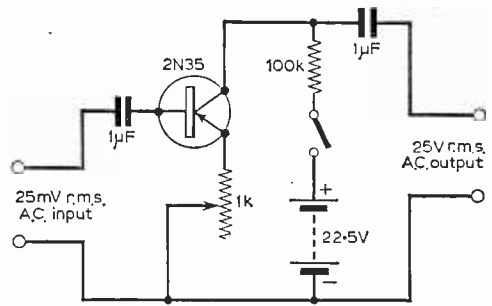


Fig. 15: Transistorised a.c. probe.

small standing deflection of the instrument pointer when the a.c. ranges are used. Thus by using a second diode and circuitry in such a manner that the contact potentials of the two sections of the valve cancel out, and biasing the valve by returning the leak resistor to a slightly positive point, an accurate set zero can be made on the a.c. ranges.

To further compensate for the non-linearity of the diode a preset control in this feedback circuit, called the diode balance, gives a small shift on the lowest range. The AVO model has a rather different arrangement, but with the same purpose, and allows a 0.07V standing reading on the lowest a.c. range, which is quite normal. From this it can be readily understood that the instrument is sensitive to very small a.c. voltages and therefore certain precautions are necessary in its use.

Short Connections

On the Taylor 171A, for example, using a 2.5V a.c. range, an absorption of only 25μW from an external field will give full-scale deflection. Connections to the source must be kept as short as possible. The low-level connection should be bonded to the chassis or low-level point of the apparatus under test (making sure when checking a.c./d.c. equipment that the chassis is at neutral potential, not live).

An external shorting link is often provided for protection where the low-level connection of the instrument is not bonded to its own casing and should be used where applicable. There should not exist a high potential difference between the negative terminal and the chassis. It is often advisable, for instrument protection, to make the negative connection first before applying the probe to the circuit under test and to keep the input terminals short-circuited on the low-voltage ranges until the tests are to be made. This danger of stray pick-up and sudden meter deflections is not so marked on the modern instruments but should be avoided as a matter of course.

Similarly, the strictures given before about commencing test measurements on the highest voltage range and resetting to the appropriate range also apply to the valve voltmeter.

When measuring voltages with waveforms that may not be sinusoidal special care is required. Meter deflection is generally proportional to peak values of the a.c. input, although the scale of the meter may be calibrated in r.m.s. values. Reference to Fig. 14(b) makes this clearer.

—Continued on page 1133


PCR COMMUNICATION RECEIVERS

Manufactured by Pye and Phillips. One of the Army's most versatile and sensitive sets. RF stage and 2 of I.F., using 6 British I.O. type valves. Large 150 degree illuminating and calibrated Dial. Flywheel Tuning with locking device. Aerial Trimmer, Tone and Vol. Controls. Band Switch from power jacks for speaker or phones. In black metal case, size 17in. L x 8in. H x 10in. D. Model PCR covers 6-18 Mc/s. 200-550 metres and 850-2,000 metres and has internal 5-in. speaker. **£6.19.6.** Model PCR2 has similar L & M wavelength coverage. Short wave 6-22 Mc/s, but no speaker. **£5.19.6.** Model PCR3, as PCR2 but has 2 short wave bands 3-7 and 7-23 Mc/s, and medium wave band 190-550 metres. **ONLY 8 ans.** Add 10/6 carr. all models. Designed to operate from bulky EXTERNAL power supply, but any set can be fitted with BRAND NEW COMPONENTS INTERNAL PACK for 200-250 v. A.C. at extra cost of 22.


All receivers used but excellent condition and aerial tested before despatch.

S.A.E. FOR ILLUSTRATED LEAFLET


TEST METERS FOR EVERY PURPOSE & POCKET



2,000 O.P.V. MODEL TP-10. Reads A.C. & D.C. Volts up to 1,000; D.C. Current to 500mA; Resistance to 1 Meg; Capacitance to 1µF; Decibels from -20 to +36; Output Jack for Audio Measurements. Size 9 1/2 in. x 5 in. x 1 1/2 in. **£3.19.6.**



20,000 O.P.V. MODEL TP-5S. Reads voltage up to 1,000 D.C. at 20,000 ohms per volt and A.C. at 10,000 o.p.v.; D.C. Current to 500mA; Resistance to 10 Megs.; Capacitance to 0.1µF; Decibels from -20 to +36. Size 9 1/2 in. x 5 1/2 in. x 1 1/2 in. **£5.19.6.**



30,000 O.P.V. MODEL 500. Volts to 1,000; D.C. at 30,000 O.P.V. A.C. at 20,000; 12 Amps D.C. Current; 60 Megs Resistance; -20 to +36 Dbs; Internal buzzer short circuit warning. Size 3 3/4 in. x 6 1/4 in. x 2 1/4 in. **£8.19.6.**

All New Stock, with leads, prods and internal batteries. 6 months' guarantee backed by full service facilities. Details S.A.E.

DOUBLE BEAM OSCILLOSCOPE TUBES, TYPE CV1596. Equivalent to COSSOR 09D used in Oscilloscopes by Cossor (339 series) and Hartley & Erskine (13 series). Listed £12. BRAND NEW IN MAKER'S CRATES. **ONLY 25/-** (carriage 5/-).

LAVOIE UHF WAVELENGTH METER MODEL 106. Coverage 375/725 Mc/s. Complete with correct Calibration Chart. First-class condition. Battery operated and portable, size 11 x 8 x 7 1/2 in. **ONLY £3.19.6** (carriage 7/6).

HRO SENIOR TABLE MODEL RECEIVERS. Complete with 9 coil sets covering 50 Kcs to 30 Mc/s. Used, very good condition, aerial tested. **ONLY £17.10.0** (carriage, etc., 30/-). A few late Model 5T with I.O. valves **£22.10.0**, plus carriage.

COMBINED VIBRATOR/MAINS UNIT. The Power Pack of the Army R.107 Receiver. Has vibrator for 12 v. D.C. operation, and mains transformer for 100/250 volts A.C. Output 12.6 volts 3 A. L.T. and 250 v. at 100 mA H.T. Complete with vibrator, 6X5G rectifier, and connecting data. Ideal for driving P.C.S. or Type 52 Receivers, etc., or mobile equipment. **BRAND NEW IN MAKER'S CARTONS ONLY 45/-** (carr. 5/6).

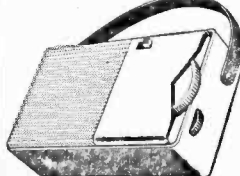
BC221 FREQUENCY METERS. The famous American crystal controlled frequency measuring standard. Coverage 125 kc/s - 20 Mc/s. With original Calibration Book. Perfect order. **Only £16** MINUTE MOTORS. Ideal for models. Operates on 3-6 volts DC. Size 1 1/2 x 1 x 1 1/2 in. plus 1/4 in. spindle. **BRAND NEW 5/-** or 6 for 25/-.

AVOMETER MODEL 7. Reconditioned and in perfect order with leads, internal batteries, and instructions. **ONLY £11.** (Reg. post 5/-).

AVOMETER MODEL 7 LEATHER CASES. fitted with carrying handle & long strap. **BRAND NEW, ONLY 32/6** (post 2/6). **20/- CONSTRUCTOR'S PARCEL.** Assorted colours wiring wire, solder, resistors, condensers, volume controls, tag panel. **ALL NEW.** (Post 2/6).

RESISTORS, 100 assorted values our choice. **NEW 10/-.** **CONDENSERS,** 100 assorted mica and silvermica. **NEW 12/6.**

"P.W." 6 TRANSISTOR PERSONAL RECEIVER



Designed by the technical staff of *Practical Wireless* easy to build using printed circuit and 1st Grade Matched Transistors and Diode. Full Medium and Long Wave coverage to internal speakers. All parts sold separately (new components only) enabling you to buy as required and full detailed price list will be sent on request. Constructional details 1/6.

Newly designed OSMOR Cabinet and reduced price. **TOTAL COST INCLUDING BATTERY AND CABINET NOW £7.19.6.** "P.W. TROUBADOUR 7" Parts List, S.A.E.

THE GOOD "COMPANION" Mk. II

USING TRANSFILTERS, THE LATEST MANUFACTURING TECHNIQUE TO SAVE ALIGNMENT DIFFICULTY

THE FINEST COMBINED PORTABLE AND CAR RADIO YET DESIGNED FOR THE HOME CONSTRUCTOR

★ 750 mW output.

★ 6 transistors and diode.

★ Full Medium and Long Wave coverage.

★ Quality speaker.

★ Brilliantly styled 2-tone cabinet, size 11 x 8 x 3in.

★ Very fine tuning with calibrated dial.

★ Latest printed circuit. ★ Internal high gain aerial with car aerial socket. Easy to follow construction data (available separately 3/6). All parts sold separately and full illustrated details will be sent on request.

Total Cost


£9.19.6

With alternative luxury cabinet using 7 x 4in. speaker, **£10.19.6.** Either type, plus 5/- post and ins. (Battery 3/6 extra.)

"POCKET 4"

TRANSISTOR RECEIVER

Uses miniature speaker, proper tuning condenser, and volume control. Built-in aerial makes unit efficient and portable. Ideal for the beginner. Full medium wave coverage. All components and case for only 42/6 (p. & p. 2/6). Ten-page constructional booklet (free with parts or separately 1/6. S.A.E. for parts price list.



HARRIS ELECTRONICS (LONDON) LTD

138 Grays Inn Road, London W.C1.
Phone TERminus 7937

Please include carriage costs on all items. (Open until 1 p.m. Saturdays). We are 2 mins. from High Holborn (Chancery Lane Station) and 5 mins. by Bus from King's Cross.

THE LINEAR L1/10

A 10-WATT HIGH FIDELITY ULTRA LINEAR AMPLIFIER WITH INTEGRAL PRE-AMP

Full advantage has been taken of latest component miniaturisation developments to produce a 10-watt Hi-Fi push-pull amplifier incorporating tone control pre-amplifier stages within the measurements of 9 x 7 x 5ins.

In addition two high impedance input sockets are provided for microphone and gram., etc. With selector switch and vol. control, five B.V.A. valves are employed ECC83, ECC83, EL84, EL84, EZ81, H.T. and L.T. power supply point is included for a radio tuner.

FREQUENCY RESPONSE

1 d.b., 30-20,000 c.p.s.

MAXIMUM POWER OUTPUT

in excess of 14 watts.

SENSITIVITY

L.P. 220 m.v. for 10 watts. 78 r.p.m. 220 m.v. for 10 watts. Radio/Microphone 40 m.v. for 10 watts.

TREBLE LIFT CONTROL

+ 10 d.b. to -22 d.b. at 12,000 c.p.s.

BASS CONTROL


+ 14 d.b. to -10 d.b. at 50 c.p.s.

HUM LEVEL

Referred to maximum output and including integral pre-amp. -70 d.b.

NEGATIVE FEEDBACK

21 d.b. in main loop.



HARMONIC DISTORTION Less than 0.1% measured at 8 watts at 1000 c.p.s. Weight 10 lbs. Power consumption 90 watts. For 200-230-250 v. 50 c.p.s. A.C. mains. Outputs for 3- and 15-ohm speakers. Chassis finish stoved Gold hammer.

HIGHEST QUALITY Retail Price **13**
MAXIMUM RELIABILITY
AT A PRICE YOU CAN AFFORD **63**
GENS.

Send S.A.E. for descriptive literature

Also Available—**THE L45.A** compact High Quality 4-5 watt amplifier. Size approx. 7-5-5½in. high. Sensitivity is 28 millivolts so that the input socket can be used for either microphone or gram., tape, radio tuner etc. B.V.A. valves used are ECC83 EL84, EZ80. Controls are: Vol. Treble and Bass with mains switch. The Tone controls provide full compensation for long playing records. Output matching for 3 ohm loudspeaker. Retail price £5.19.6.

THE LT45 TAPE DECK AMPLIFIER. A complete unit (power pack and oscillator incorporated) ready for connection to A.C. mains, 3 ohm loudspeaker and practically any make of deck. Negative feedback equalisation adjustment by multi-position switch for 1½, 3½ and 7½in. per second. Retail price 12 gns.

DIATONIC 10-14 WATT. High Fidelity amplifier with integral pre-amplifier. Retail 12 gns.

CONCHORD 30 WATT. Hi-Fi amplifier with two separately controlled inputs. Retail 16 gns.

L50 50 WATT AMPLIFIER. Size approximately 14 x 10 x 8in. Sensitivity 25 mV. Output for 3 and 15 Ω speakers. Retail price 22 gns.

L5/5 STEREO AMPLIFIER 5 x 5 watt 12 gns.

TRADE ENQUIRIES to

LINEAR PRODUCTS LTD.

ELECTRON WORKS, ARMLEY LEEDS


MINISSETS LTD Hatherley Mews London E17

THE IMPERIA

An easy-to-build 6-Transistor Portable Superhet which can be built by the constructor. Pre-assembled circuit board for easy construction. All components are new, 5in. speaker giving good tone and output. Attractive case of exclusive design 8½ x 5½ x 2½in. with gold-plated grille. Specially designed matching coil for use in car. Only first grade fully guaranteed matched transistors and diodes are used. Anyone can build this set for

£7.17.0

Everything supplied except soldering iron. P. & P. 3/-. Full instructions 1/6 (free with order).




3-Transistor Radio (plus 2 diodes)

Total building **70/-** P.P. 2/6

- ★ Pre-assembled circuit board, ensuring easy construction.
- ★ Full medium-wave coverage.
- ★ Attractive case 5½ x 3 x 1½in.
- ★ All components including transistors are brand new and direct from manufacturers.
- ★ Ferrite Rod aerial coil, no external aerial or earth required.
- ★ 2½in. high flux speaker direct from manufacturer.
- ★ After-sales service.

Send 1/6 for instructions, circuit and price list.




6-Stage Transistor Pocket Portable

Can be built for **£4.19.6** P.P. 2/6

- ★ Completely self contained, no aerial or earth required.
- ★ Push-pull output, 250 milliwatts.
- ★ 3in. high flux speaker.
- ★ Pre-assembled circuit board with simple instructions ensuring easy construction.
- ★ High Q Ferrite Rod Aerial.
- ★ After-sales service.

Can be supplied with long-wave 6/- extra. Full instructions, price list 1/6 (free with order).




THE RIETI

6-Stage super sensitive Transistor Portable. Easy to build. All components first grade. A real portable transistor radio, covering Medium wave reception, 5in. speaker, high Q ferrite aerial especially designed. Pre-assembled circuit board enables the complete set to be assembled and tested before placing in case.

Attractive case 8½ x 5½ x 2½in. with gold-plated grille. Total build costs

£5.2.6 P. & P. 3/-

Medium and Long wave 8/- extra. Full instructions 1/6 (free with order).



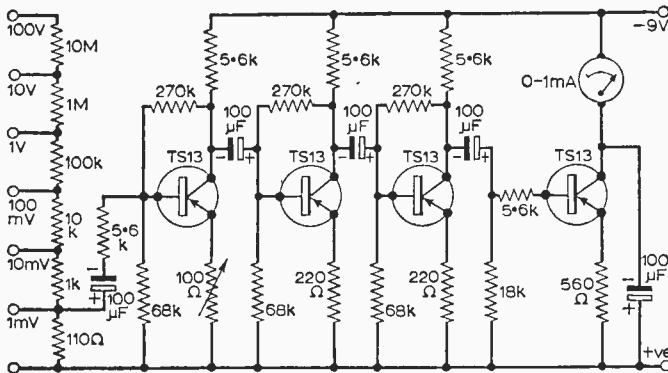


Fig. 16: The Brimar transistor voltmeter.

When a.c. is applied to the probe the rectifying action charges up C1 to the value of the peak voltage. During negative half-cycles the charge tends to leak away, but the time constant of C1 and R1 is such that, even at the lowest frequency to be handled, the next peak charges C1 before the previous charge has time to leak away.

The result is that after filtering by the 1MΩ resistor and 0.002μF by-pass capacitor a d.c. voltage tending to follow the peaks is applied to the meter. But the "averaging" process of peak reading is such that accurate calibration in r.m.s. values only applies when a truly sinusoidal waveform is being measured. Peak voltage is then 1.414 times the indicated r.m.s. When a non-sinusoidal input is being probed the rectified d.c. will be an average of the peaks and not always a trustworthy indication of potential.

For this reason, when testing an a.c. voltage that may not be a sine wave, check for "turnover error". This is the effect of, say, a large positive peak and a small negative peak such as an asymmetric waveform would produce. Reverse the probe connections and the meter polarity and note that readings though opposite should be similar in value. As a further precaution make a series of spot readings before and after reversing the connections and compute an average result. Check the set zero control both before and after the test and whenever the range switch is changed.

For measuring small a.c. voltages switch to the lowest range and short-circuit the probes before zeroing to eliminate the risk of false readings due to stray pick-up. Many commercial instruments have facilities for meter polarity reversal; constructors will find that the little extra trouble and cost of fitting a double-pole switch is well repaid.

Millivoltmeters

A good-quality instrument will measure quite small voltages but for really accurate low potential readings a valve millivoltmeter may be necessary. This is a slightly different instrument in that it has a wide-band amplifier incorporated. The a.c. input is fed through several stages, often cascode coupled and with heavy negative feedback to improve stability and retain response.

Typical of such instruments is the Advance 77, which has a full-scale deflection of 1mV and gives a useful indication down to 100μV.

In instruments of this type the amplifier may also be used independently, making a very versatile piece of equipment, especially for audio work, where the millivoltmeter finds a special usefulness as a decibel meter. An example would be the use of the millivoltmeter amplifier as a Y-amplifier for scoping particularly small voltages to obtain a usable trace.

Another very popular example is the Heathkit model AV-3U, which has a full-scale deflection of 10mV on the lower range and a scale that gives a trustworthy indication down to a millivolt. The input impedance is 1MΩ at 1,000c/s and the circuit consists of a cathode-follower input stage feeding a cascode amplifier which drives another cathode-follower and an amplifier into a bridge rectifier across which the meter is balanced.

Transistor Instruments

Because of the amplifier facility this type of instrument is suitable only for alternating voltages. Some interesting developments have been made by the use of transistors for amplifier probes to extend ranges of low-volts/high-impedance meters. One such example is seen at Fig. 15 where a single transistor gives a gain of 1,000 in a simple circuit that can be built in a probe.


More ambitious, yet quite straightforward in circuitry, is the Brimar Transistor Voltmeter illustrated in Fig. 16. Six ranges between 1mV and 100V feed a three-stage amplifier of conventional common emitter mode, driving an output transistor whose variation in collector current is measured to provide an indication. Input impedance is better than 11MΩ on the top volts range.

Another interesting circuit is that of the sensitive d.c. transistorised voltmeter originally published in the Mullard book *Transistors for the Experimenter*.

This instrument has four OC71 transistors, two connected in common collector and two in common emitter fashion, with the input voltage applied between the bases of the former pair. A 20mV input gives full-scale deflection of the 100μA meter movement and the input impedance is 1MΩ per volt. To extend the range of this device series resistors would be required.

It should be remembered that the virtue of transistor circuitry is that from a low-impedance input, with grounded collector giving a linear characteristic, the emitter current is proportional to the input voltage (and to α' times the input current—which in this case is between half and 1.5μA). This output can be applied to the common emitter pair having the normal low-impedance input characteristic, giving an unbalance reading on a microammeter connected between collectors proportional to the applied d.c.

PART 4 OF THIS SERIES
APPEARS NEXT MONTH



On Your Wavelength

By THERMION

I HAVE already received a number of letters regarding my comments in last month's issue on old sets. One point which has been raised concerns the loudspeakers which were used in my conversion, but this has brought to light one of my pet moans concerning the radio industry—one which I have before mentioned, and which has been with me for as long as I can remember.

Unmarked Components

Those of you who have a fair sized spares box I ask to go through it and see how many items carry any indication of the value or the maker. 1% or even less, I guarantee. Look at all the variable capacitors you have, either the old large-size type or the more modern midget components, and you will not find any indication as to the maximum capacity.

How many loudspeakers have you? Do you know the impedance, or even the maker? Yet, in view of the importance of these two items, not to mention the many others that there are, one would expect such information to be clearly marked somewhere. The end plate could be stamped on the capacitors and the impedance could easily be stamped on the frame or the magnet of the loudspeaker.

One would have thought that makers would have been only too willing to print their name or trademark on their products (if they are proud of them).

The greatly increased use of the transparent sticky tape should have led to a protected form or marking and this I now do in many cases with bits and pieces which I put in my spares box, and where the size permits I endeavour to include some data concerning previous use. This naturally is in the form of a code but it helps when going to use the item again.

Valve Substitutes

Looking through a batch of readers' queries for the past year, it is surprising how many readers were interested in finding valve substitutes—either for a set of early vintage which they were modernising, or because they had stocks which they wished to use in place of a specified item.

The modernising of an old set, by the substitution of modern midget valves to replace the older valves, is one which often leads to disappointment, mainly because it is found that the modern valve is a much more efficient component than the old one, and this leads to the necessity for some circuit re-arrangement, and this sometimes amounts almost to a re-build of the set, to keep it stable.

One type of replacement which I have found almost faultless is the use of ECC82's (12AU7's) in place of 6SN7's, and ECC83's (12AX7's) in place of 6SL7's. In no circuit where the latter types have been specified have I found it impossible to use the former, but there is no other valve replacement of this type which I have found so definite and effective.

If you are thinking of making a valve substitution of this type try and make it a general rule that the modern midget is a much more efficient item than its old time large counterpart—although the characteristics appear more or less the same.

Modernising an Old Set

Another point which seems to crop up rather frequently is the modernising of the old type of set which had a line cord and was of the midget type at one time very popular in America.

The output valve in these sets consisted of a double valve—output pentode plus half-wave rectifier. This type of valve no longer seems available and with the difficulty of the line cord a conversion worth considering is to fit a half-wave metal rectifier and use the a.c.-d.c. technique. It is essential, however, to make sure that the control knobs are properly insulated (the case is usually moulded bakelite), the mains lead properly anchored and if necessary any grub screws in the knobs filled with wax.

A small piece of wood will hold the rectifier, either bolted to the chassis or wedged between the chassis and the cabinet, and then an ordinary output pentode may be used with the wiring adjusted as necessary.

If you consider this type of conversion, however, bear in mind that this type of set is essentially portable and may be carried from room to room, and if the cardboard back of the cabinet has become lost or badly damaged make a new one from hardboard or thin plastic and take every precaution to guard against fingers etc. coming into contact with any metal on the set. This includes the end of the throw-out aerial with which these sets are usually provided.

TOP QUALITY—LOW COST




AMATEUR RADIO EQUIPMENT

**CR 66 COMMUNICATIONS RECEIVER ★ A CODAR KIT TRIUMPH
NOW... THE FINEST KIT
EVER OFFERED!**

This completely new Communications Receiver with its many design features and handsome styling offers more in performance and quality than many higher priced units.

Frequency Range 540 Kc/s to 30 Mc/s in four Band-switched ranges. Separate Main Tuning and Electrical Bandsread. Entirely new design High "Q" ferrite cored Coils. Oscillator Coils fitted temperature compensated trimmers for stability. Coil Unit is wired and assembled, and with the I.F. Transformers is supplied factory aligned and tested. Low loss Trolex glass alkylid switch wafers. Controlled regenerative I.F. amp. for maximum gain and B.F.O. Panel Ant. Trimmer. Delayed A.V.C. Cathode follower output for tape recorder, etc. 3 watts output for external 2/3 ohm speaker. For panel slider switches, On-Off/Standby-Receiver/A.V.C. On-Off/Speaker On-Off. Front Panel Silver and Black, control knobs Grey with Silver trim. Provision for EM 84 Signal strength indicator. Panel phone jack Heavy gauge steel chassis, cadmium plated. Valve line-up: ECH81/EBF89/ECC81/EL84/EZ80. Instruction Manual, 17 pages. Cabinet size 16 x 6½ x 8½ ins. Silver Grey. For AC 200-250 volts. (Export and Marine Model 115 volts). Total cost of complete kit, less Cabinet and Indicator **£16.10.0** carr. 6/-

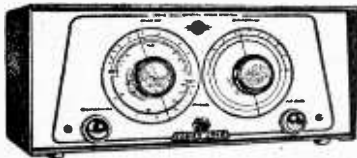


CR 66 Cabinet **£1.15.0**

Signal strength indicator with EM 84 **17/6**

H.P. Terms available

THE NEW CR 45 ★ NEW STYLING TOP PERFORMANCE



- ★ Tunes 10-2000 metres (5 Coils).
- ★ Separate electrical bandsread.
- ★ Three slow motion vernier drives.
- ★ Low loss polystyrene plug-in coils, factory aligned.
- ★ Dials calibrated in frequencies and degrees.
- ★ Power output 3 watts for 2/3 ohm speaker.
- ★ Valve line-up: ECC81/EL84/EZ80.
- ★ Front Panel Silver and Black, control knobs Grey.
- ★ Provision for panel phone jack.

Superb styling. World-wide reception. Total building cost, with 2 Coils, 25-75 and 60-175 metres. Instruction Manual 11 pages, less Cabinet

£6.19.6 carr. 3/6

CR 45 Cabinet Silver Grey, 12 x 5½ x 7in. sliding door for easy coil changing

27/6 Extra coils, all ranges **4/9** each.

ALL PARTS AVAILABLE SEPARATELY

★ THE MINI-CLIPPER

- ★ Tunes 10-2000 metres (5 coils).
- ★ Miniature 1 valve, all band receiver.
- ★ Low loss polystyrene plug-in coils, factory aligned.
- ★ Air spaced ball bearing condensers.
- ★ Provision to add two-transistor amplifier.
- ★ Battery lasts months.

36/6



Can be built in an evening, will receive Amateur and Broadcast stations from all parts of the world. Total building cost with one coil 25-75 metres, Instruction Manual 4 pages, **36/6**, carr. 2/6. Extra coils, all ranges, **4/9** each. Electrical bandsread available. All parts available separately.

★ THE SUPER CLIPPER

- ★ Tunes 10-2000 metres (5 coils).
- ★ Large precision dial, dual slow motion drives.
- ★ Bandsread on all Bands
- ★ High gain valve/transistor hybrid circuit.
- ★ 2 Mullard transistor amplifiers, pre-assembled and tested.
- ★ Low loss polystyrene plug-in coils, factory aligned.
- ★ Batteries last months.

88/6



Easy to assemble, this top performing All Band Receiver brings a new world of listening pleasure to your finger-tips at low cost. Total building cost with 2 Coils, 20-60 and 55-190 metres, Instruction Manual 7 pages, **88/6**, carr. 2/6. Extra Coils, all ranges, **4/9** each. Front Panel, Silver Grey, 10 x 7½in., 6/9.

CODAR Equipment is famous for Top Quality, Peak Performance and Easy-to-Follow Instructions—no guesswork. All chassis are heavy gauge, pre-punched—all parts fit perfectly into place. All small parts, nuts, bolts, tags, wire, solder, etc., are included. No technical knowledge or equipment is required and Full After Sales Service is available. Hundreds of genuine testimonials from enthusiastic constructors can be inspected at our offices, or ask for copy. CODAR Receivers are supplied to Govt. Depts., Royal Air Force, Royal Navy and Educational Authorities. 6d. in stamps brings full details, illustrated leaflets. Now available, New R.F. Proseicector Unit 1.5-30 Mcs. Cat. No. P.R.30.

CODAR RADIO COMPANY

24 CHAPEL ROAD, FISHERSGATE, PORTSLADE, SUSSEX

G3IRE

Canadian Distributors: JAYCO ELECTRONICS, TWEED, ONT.

G3IPA


THE NEW "CONTESSA"

Mk. III

The Best is Now Even Better!
A brilliant conception of the finest 2-band 6-transistor radio available.

★ Ultra-modern styling with a magnificent two-tone cabinet fitted with fully expanded metal front and a slide-rule type waveband dial. GREATER OUTPUT using the latest high efficiency Mullard Transistors and Diodes, incorporating an improved design, featuring different circuit constants.

MORE punch—MORE gain—MORE stations—SUPERB appearance—the NEW "Contessa" scores again!!
SEE it—HEAR it—your will BUY it!




- ★ Waveband coverage of 530 kc/s to 1,620 kc/s and 160 kc/s to 270 kc/s.
- ★ Assured reception of at least half a dozen stations in daylight!
- ★ Large clearly-calibrated station-named dial.
- ★ Internal high-gain Ferrite aerial.
- ★ 5:1 ratio slow motion tuning.
- ★ Fitted with the latest 12,000-line high-flux loudspeaker.
- ★ Power of 600 milliwatts from the single-ended push-pull final stage.
- ★ Specially designed aerial matching coil for use in a CAR.
- ★ Only first-grade Mullard fully-guaranteed matched transistors and diodes are used.
- ★ Tape recorder socket provided.
- ★ Double-tuned IF transformers for maximum gain and knife-edged selectivity.
- ★ Fully drilled printed circuit panel marked with component numbers.
- ★ The two-tone case outer measurements are 101 x 71 x 3 1/2 in. and weighs approx. 4 lbs. when assembled.
- ★ Battery lasts 4 months with normal usage.
- ★ Book supplied with detailed assembly instructions, diagrams and circuitry.
- ★ Anyone can build this set—everything supplied, just a soldering iron required.
- ★ Cabinets available in two-tone beige and two-tone blue.
- ★ Adjustable carrying handle.

Inclusive price for all associated components, cabinet and battery, complete in every detail: Or our BUY AS YOU BUILD SCHEME, any parts sold separately. Send for comprehensive Descriptive Manual and parts List, 2/10 post free. **NOW £9.19.6** (Plus 3/6 P. & Pkr.)

You can hold Europe in the palm of your hand with—

THE "CAPRI"



A miniature pocket transistor Radio that REALLY works, retaining the most attractive features of the famous "Contessa." Six first-grade Mullard transistors plus diode are employed a highly sensitive superhet. MW and pre-set LW circuit embodying the most modern design practices. A special 2in. high gauss loudspeaker provides surprising volume and a personal earpiece socket is also available. An attractive two-tone plastic case is supplied in two colours—ivory/red or ivory/blue, the full constructional details being furnished with each set of parts. The total measurements of the "Capri" are 4 1/2 x 2 1/2 x 1 1/2 in.

SEE AND HEAR A WORKING MODEL TODAY

Inclusive price for all associated components, case and constructional data, complete in every detail. HUGE NEW PURCHASES HAVE ENABLED US TO REDUCE THE PRICE TO ONLY **£5.19.6** (9 volt battery 2/6 extra.) Or our BUY AS YOU BUILD Scheme. Any parts sold separately. (Plus 2/- P. & Pkr.)

STAMPED and ADDRESSED ENVELOPE with any enquiry please. But regret no lists or catalogues—our stocks move too quickly! PLEASE ALLOW FULL POSTAGE AND PACKING CHARGES

Terms of Business: CASH WITH ORDER OR C.O.D. ON ORDERS OVER 10/-.

RADIO CLEARANCE LTD.

27 TOTTENHAM COURT RD., LONDON W.1
The oldest Component Specialists in the Trade

Telephone: MUSEUM 9188
TRADE ENQUIRIES INVITED EST. 30 YRS.

D. & B. TELEVISION

(Wimbledon) LIMITED
131 & 131a, Kingston Road,
South Wimbledon, London, S.W.19
PHONE: CHERRYWOOD 3965
Open MONDAY to SATURDAY, 10 a.m. to 7 p.m.
(Except Wednesday, 1 p.m.)
Nearest Tube: South Wimbledon (North Line)

COMPARE OUR PRICES
For the Finest in the Country
YOUR PROBLEMS ARE OUR BUSINESS
MOST LINE-OUTPUT TRANSFORMERS

TV TUBES. ALL TUBES ARE RETURNED
WITH FULL 12 MONTHS' GUARANTEE

12in. MULLARD TYPE	£2 15 0
14in. MULLARD TYPE	£4 5 0
16in. MAZDA TYPE	£4 5 0
16in. MULLARD TYPE	£4 15 0
17in. MAZDA TYPE	£4 15 0
12in. MAZDA TYPE	£3 15 0
14in. MAZDA TYPE	£4 5 0
16in. G.E.C. TYPE	£4 15 0
17in. MULLARD TYPE	£4 15 0
17in. G.E.C. TYPE	£4 15 0
17in. BRIMAR TYPE	£4 15 0

90° and 110° TUBES ON EXCHANGE BASIS ONLY
Add 5/- for Electrostatic Tubes. Add 10/- for 90° and 110° Tubes.

Carr. and Ins. 12/6 C.W.O. or C.O.D.

VALVE LIST	
CY31 14/6	EZ40 6/3 884 7/-
DP91 5/8	EZ41 6/3 3V4 7/-
DP96 8/-	EZ40 6/- 5U4G 7/-
6AF91 5/8	EZ51 6/- 6Y3 8/-
DAF96 8/-	GZ32 9/6 5Z4G 9/6
DH77 4/6	GZ34 12/6 6AT6 6/-
DK91 7/-	KT33C 6/- 6F1 8/-
DK92 7/-	PCU84 8/3 6F13 8/-
DK95 8/-	PCU85 8/3 6F15 11/6
DL92 8/-	PCF89 8/3 6L1 10/6
DL94 7/3	PCF90 8/3 6L18 8/6
DL95 8/-	PCF82 9/6 6X4 4/3
EAB080 7/3	PCF86 10/6 6X5 5/6
EAF42 9/-	PCL82 8/3 6V6 5/6
EB91 3/6	PCL83 12/6 6BX7 6/6
EBC33 4/6	PCL84 9/3 6Q7G 6/6
EBC41 9/-	PCL85 14/3 6847 6/6
EBF80 8/-	PL36 12/- 7B7 8/6
EHF89 8/-	PL38 13/6 7C5 8/-
ECC81 0/-	PL81 10/6 7C5 8/6
ECC82 7/8	PL82 7/8 7H7 7/3
FCC43 7/8	PL83 8/- 10C2 15/-
ECC84 7/8	PL84 8/- 10F1 5/6
FUC85 7/6	PY31 12/- 10P13 8/3
EFC80 9/-	PY32 10/6 10P14 12/9
FCF82 9/-	PY80 6/3 12AT7 5/6
FCH42 8/-	PY41 7/3 12AT7 5/6
FCH41 7/6	PY42 6/3 12AX7 5/3
ECL80 8/3	PY43 8/- 12K7GT 5/-
FUL82 9/-	U24 10/- 12Q7GT 6/3
EF36 4/6	U25 11/6 20P1 8/6
EF39 4/6	U26 9/3 20P2 12/3
EF80 5/3	U31 7/- 20L1 19/6
EF85 7/6	U37 12/6 20P1 12/6
EF86 9/-	U60 8/- 20P3 19/6
EF89 8/3	U191 12/- 20P4 22/-
EF91 3/3	U201 19/6 20P7 19/6
EF92 4/6	U201 25/- 30F1.1 10/-
EL32 4/3	UAF42 8/- 30F4 19/6
EL33 9/-	UBC41 8/- 30P12 9/6
FL34 7/6	UCF80 10/6 35L6GT 8/3
EM34 6/3	U141 2/- 35Z4 6/6
EM30 6/3	U46 8/3 45BT 22/6
EY51 8/6	U08 17/6 807 7/6
EY86 9/6	UY41 6/8

We pride ourselves that we can obtain and supply any TV spare. Please ask us for ANY component you may require we are almost certain to have them.

TERMS: S.A.F. all Inquiries. C.O.D. 3/- extra C.W.O. Postage on Valves 6d. each.

C.R.T.s 12/6 Inc. Insurance. SATISFACTION ASSURED. Return Post Service.

Still available

A BEGINNER'S GUIDE TO RADIO

This famous practical book is specially written for those who are taking up studies in radio transmission and reception and for those seeking a "refresher" course. Written in non-technical language it covers every aspect and each new term as it occurs is clearly and fully explained. Practical experiments are described to explain the theory including information on building and modifying a simple receiver—with explanations as to the function of each part, 27 lessons, 100 illustrations, 7s. 6d.

FROM ALL BOOKSELLERS
... or in case of difficulty 8s. 3d. by post from GEORGE NEWNES LTD., Tower House, Southampton Street, London, W.C.2.

Letters to the Editor

The Editor does not necessarily agree with the opinions expressed by his correspondents

Whilst we are always pleased to assist readers with their technical difficulties, we regret that we are unable to supply diagrams or provide instructions for modifying commercial or surplus equipment. We cannot supply alternative details for receivers described in these pages. **WE CANNOT UNDERTAKE TO ANSWER QUERIES OVER THE TELEPHONE.** If a postal reply is required a stamped and addressed envelope must be enclosed with the coupon from page iii of the cover.

WHAT ABOUT THE LONE-WOLVES?

SIR,—As a reader of P.W. for some years now I would like to air some views arising from reading the article "Coronation Street or CQ.ZL" on the Club News page of the February issue.

The good advice therein obviously must apply expressly to prospective "ham" transmitters and the sentiment in reference to lone-wolves truly describes their possible position while not being members of a club. But what of the vast number of lone-wolves who have no desire to become licensed operators, but have a lively interest in the greater, more varied and ever advancing general application of associated electronics.

They too, of course, should join a club and quickly ascertain whether their own particular needs can be fully realised. For them I venture to suggest the name "Radio Club" can be somewhat misleading in many instances of the smaller local organisations, where it may be found that the dominant moving spirit is always around these members who are active operators, while all other functions are apt to take on a much lighter and subsidiary character.

Typical music-hall jokes on golfers, anglers, motorists, etc., in the pursuit of their respective hobbies are no more humorous than the spectacle of tangled multi-arrays, rhombics, ground planes and doubtful looking towers; much of which represents a laborious effort to keep up with the Jones's of radio when the "rig" can be described as so many hundred feet of wire fed with a lamentable low power stipulated in the terms of the licence. Included will be a receiver the purchase price of which runs into three good figures in the pounds column.

Upon hearing such a "run down" the possessors of less ambitious equipment must sometimes feel like changing over to Bingo for relaxation. To them should go a clarion call "take heart" and to you chaps with the banks of "813's" in parallel, raise your hats to some lone-wolf who is working a diminutive transistor "rig", emitting a few milliwatts on centimetric frequencies.—P. ASHDOWN (Newton-le-Willows, Lancashire).

SOMETHING UNIQUE

SIR,—May I take this opportunity to thank you for publishing the article "Electronic Metronome", which appeared in the February

issue. This instrument used only a very simple circuit and for a not very musically-minded person like myself had little practical use, but personally, I found this tiny unit had great value in the fact that here, for once, was something different, something almost unique, which provided a most welcome change from the usual receivers, oscilloscopes, amplifiers, etc., etc.

In the same issue was another such article. I don't suppose I shall ever want or make an echo chamber, but I must confess that I read B. M. Jeffery's article on this subject, twice and found it full of interest both times.—A. M. HEADLEY (Bradford, Yorkshire).

HI-FI FANATICS

SIR,—I have followed the correspondence on Hi-fi Fanatics with interest and I can only wonder why Mr. Maitland and the other enthusiasts do not treat themselves to a stereo tape deck and pre-amplifier.


It has always struck me that the present popular disc method of reproduction is a most unfortunate evolution of the horn and sound box era. The quality of a good commercial stereo tape recording has to be heard to be believed; its life is almost infinite; there is no falling off of quality towards the end of the recording (as with disc records) and dust and cleaning worries can almost be forgotten, except for occasional wiping of the tape head.

The main disadvantage is, of course, that the commercial stereo tape recordings are expensive by comparison with disc, but this is largely because of limited demand.

As a matter of interest, I built my own stereo-tape equipment for about £40 and I consider it gives superior reproduction to a friend's disc equipment costing over £150.—R. C. HAWKINS (Ramsgate, Kent).

GOING MOBILE

SIR,—It is some years now since I first started operating my own rig and for most of this time my wife has held a grudge over my transmitter, receiver and ancillary equipment which—because we live in a flat of restricted size—I have to keep and use in the bedroom. Her main objection is that the units cannot be moved as a whole and by virtue of the fact that most of them are connected by cables, they cannot be moved individually. This situation used to present a problem when cleaning and dusting operations were in progress, until recently I found the solution by utilising a metal tea-trolley as a mobile workbench-cum-operating desk. My only worry now is, should I apply to the GPO for a mobile licence?—J. WILLIS (Liverpool).



BURTON-UPON-TRENT AND DISTRICT RADIO SOCIETY

Hon. Sec.: H. Harrison, 38 Baker Street, Burton-upon-Trent, Staffordshire.

A recent lecture on the "Radio Control of Models" was given by Mr. Arthur Fallon.

At the main meeting for February, held on the 13th, W. Hazelden, the Society's chairman, gave another talk on "Single Sideband".

Potential members and visitors are invited to meet members of the Society at the Stapenhill Institute on Wednesday evenings.

DERBY AND DISTRICT AMATEUR RADIO SOCIETY

Hon. Sec.: F. C. Ward, G2CVV, 5 Uplands Avenue, Littleover, Derby.

On Sunday, February 3rd, members had a race against time to make as many contacts as possible in the G5YY Trophy Contest. Three days later the Annual General Meeting was held, when amongst other things, the Society Officers for 1963 were elected.

On February 13th members attended a Hi-fi demonstration and all those who attended on the 16th spent an enjoyable evening at the Annual Dinner and Dance.

The last meeting in February was especially for the junior members and was devoted to a demonstration of simple measuring equipment.

March began with a sale of surplus equipment held on the 6th.

Future Event:

March 13th—"Car Radio Interference Problems" by R. Barrell.

LOTHIANS RADIO SOCIETY

Hon. Sec.: W. T. Sutherland, GM3JWS, 47 Great King Street, Edinburgh 3.

The evening's entertainment for the meeting of February 14th took the form of a "Brains Trust". On February 28th the Rev. W. Ferrier chose "2-metre Aerials and Prognation" as the subject of his lecture.

NORTHERN HEIGHTS AMATEUR RADIO SOCIETY

Hon. Sec.: A. Robinson, G3MDW, Candy Cabin, Ogden, Halifax, Yorks.

The evening of February 13th was spent in an informal atmosphere with members enjoying a raschew. On the 27th, however, G3ADG gave a formal lecture on the problems of "TVI and BCI".

Future Event:

March 13th—Spares sale.

PURLEY AND DISTRICT RADIO CLUB

Hon. Sec.: E. R. Honeywood, G3GKF, 105 Whytecliffe Road, Purley, Surrey.

Early in February Mr. B. Wynn (G8TB) gave an interesting talk entitled "Why be Afraid of Transistors", and on the 15th a constructional contest, which was open to all members, was held and judged.

READING AMATEUR RADIO CLUB

Hon. Sec.: R. G. Nash, G3EJA, "Peacehaven", 9 Holybrook Road, Reading, Berkshire.

The only meeting held in February was on the 23rd and was devoted to a talk and demonstration of "Transistor Gear for 160m" which was given by G3OLA.

ROTHERHAM AND DISTRICT RADIO CLUB

Hon. Sec.: M. Parkin, 51 Far Lane, East Dene, Rotherham, Yorkshire.

At the recent Annual General Meeting, held at the new clubroom, a new committee of officers was elected.

A spares sale was held on February 15th and it is intended to operate the Club transmitter (call-sign G30AM) on most club nights.

SLADE RADIO SOCIETY

Hon. Sec.: D. D. S. Williams, 117 The Boulevard, Wyde Green, Sutton Coldfield, Warwickshire.

On February 8th, members had the opportunity of airing their views on the subjects of d.f. and the Club station, both of which play important parts of the Society's activities. Visitors were welcome at the Society's annual auction sale of surplus equipment, held on February 22nd.

Future Event:

March 9th—Film show.

(Continued on page 1142)

"HAMS CAN'T LIVE ON BREAD ALONE"

THE letter received in the PRACTICAL WIRELESS offices the other day from Roger Barker was not the only one of its kind we have received within recent months. It seems as though there are a number of people around the country who, like Mr. Barker, are eager to start an amateur radio society in their own locality. This is, of course, a very laudable desire, as there are, no doubt, many amateur radio enthusiasts who still have no local club to provide for their special needs; but anyone setting out to fulfil such a desire must not underestimate the difficulties involved.


We would point out for a start, that the first essential of a radio society is *not* a 100W transmitter, nor a specially designed club tie, nor even a club-room, but, undeniably, it is enthusiastic members who provide the foundation of a club, and it is the degree of enthusiasm and the number of members that will decide whether the new club will prosper or die. This seemingly obvious fact is one that will easily be overlooked by anyone starting a club. Indeed, a few of the clubs who regularly send reports to P.W. are despairingly short of members, and seem in danger of petering out altogether; and in the knowledge of the fact that a few dozen more members would ensure an energetic society doing valuable work in educating youngsters in the ways of radio, we feel a deep sense of pity for those few enthusiastic people who must have existed at the inception of each of these clubs.

So for the potential founder members of radio societies, it is essential that they *always* strive to increase the membership, and *never* allow the number to drop to less than a certain minimum—the exact number becoming obvious with time—below which the club could not possibly survive.

This, then, is the prime consideration of people like Mr. Barker. Another point worthy of note, however, is that the radio enthusiast, like anyone else, needs some "side-shows" to keep his mind from becoming weary of the "main attraction". In other words, the club organiser must make sure that meetings are not always devoted entirely to radio subjects and that the social side is not neglected. It is true to say that "hams can't live on bread alone", so try to break the diet of d.f. contest and morse practice with the occasional bar-b-que or outing.

Roger Barker is only 17 years old and he is going to need a few hard-working lieutenants and many supporters to make his venture succeed and so we print his address in the hope that anyone interested will get in touch and that yet another amateur radio society will emerge:—67 Balvernie Grove, Southfields, London, S.W.18.

MULLARD 3-3 HI-FI AMPLIFIER



Valves, 3 watt, 3 ohm, and 15 ohm. Output.

A really first-class Amplifier giving Hi-Fi quality at a reasonable cost. Mullard's latest circuit. Valve line up: EF86, EL84, EZ81. Extra HT and LT available for Tuner Unit addition. This is the ideal companion Amplifier for FM tuner units.

TECHNICAL SPECIFICATION—Freq. Response: 4-1db, 40 c/s-25 Kc/s. Tone controls: Max. Treble Cut 12 db. at 10 Kc/s. Max. Bass Boost 14 db. at 80 c/s. Sensitivity: 100 Mw. for 3 w. output. Output Power (at 400 c/s); 3 w. at 1% total harmonic distortion. Hum and Noise Level: At least 70 db. below 3 w.

COMPLETE KIT (inc. Valves, all components, wiring diagram and special quality sectional Output Trans.). ONLY £8.19.6. Carr. 5/-.

Recommended Speakers—WB HF1012 95/-, Goodmans AXIOM 110 £5, etc.



BARGAIN 4-SPEED PLAYER UNITS

Single Players Carr. 3/6 Garrard 4 S.P. £6.18.6 Garrard TA Mk.2 £6.18.6 Collaro "Junior" 75/- B.S.R. Latest TU12 70/- E.M.I. Junior '985' 79/6 Auto-Changers Carr. 5/- Collaro "C 60" £7.0 B.S.R. (UA14) £6.18.6 Garrard "Auto-slim" £7.10.0 Garrard Model RC208 £8.18.0

Volume Controls—5K-2 Meg-ohms, 3in. Spindles Morganite Mid-geet Type 1in. diam. Guar. 1 year. LOG or LP Ratios less Sw. 3/- D.L. Sw. 4/6. Twin Stereo less Sw. 6/6, DP Sw. 8/-.

COLLARO STUDIO TAPE RECORDER KIT

SPECIAL BARGAIN OFFER. Comb. Kit only £25.00 Carr. 12/6.

Famous mfrs. surplus offer—Listed 42 Gns. A quality Tape Recorder Kit based on Mullard famous design—EF86, ECC83, EL84, EM84 and Rectifier. Specially designed Kit for Collaro latest Studio Deck. Freq. response—3 db. 80 c/s-10 kc/s.—Amp. and Power Pack already wired. Inter unit wiring only required. Cabinets size: 18 x 16 1/2 x 6in. finished in contemp. 2-tone blue Rexine with gilt speaker Escutechon. Music Eye Indicator Circuit and Tech. H/Book, supplied free with kit. Send 2/6 now for full details of to-day's outstanding Tape Recorder Bargain.

Cabinet £3.15.0. P. & P. 6/6. Amplifier Kit £8.19.6. P. & P. 5/- Speaker 7 x 4 1/6. P. & P. 2/-, 11 above items are purchased together.

£12.19.6 P. & P. 10/-

RECORD PLAYER CABINETS

Cabinet Price £33.0 Carr. & Ins. 5/-



Contemporary style, rexine covered cabinet in two tone maroon and cream. Size 18 1/2 x 13 1/2 x 8 1/2in., fitted with all accessories including baffle board and anodised metal fret. Space available for all modern amplifiers and autochangers, etc. Uncut record player mounting board 14 x 13 1/2in. supplied.

2-VALVE 2-WATT AMPLIFIER Twin stage ECC82 with vol. and neg feedback Tone control. A.C. 200/250 v. with knobs, etc. ready wired to fit above cabinet. £2.17.6. P. & P. 1/6. 6in. Spkr. & Trans. 22/-, P. & P. 2/- Complete Kit, including UA14 Unit as illustrated. £12.19.6. carr. 7/6.

JACK PLUGS. Standard 2/1 Igranite Type, 2/6. Screened Ditto, 3/3. Miniature 11". 2/3. Screened Ditto, 2/6.

ENAMELLED COPPER WIRE—1lb. reels, 14g-20g, 2/6; 22g-28g, 3/1-30g-40g, 3/9. Other gauges quoted for per yard. lib. 2/6. etc.

Condensers—Silver Mica. All values, 2Pf to 1,000Pf. 6d. each. Ditto, Ceramics, 8d. (Cib. 450V T.C.C., etc., 0.001 mfd. to 0.01 and 0.1/350V). 9d. 0.02-0.1/500V, 1/-, 0.25 1Hts 1/6, 0.5 T.C.C. 1/9, etc., etc. 100pF. Tol. 8m%—10% 5Pf-500Pf 8d. 600-5,000Pf 1/-, 1/-, 2Pf-100Pf 9d. 100Pf-500Pf 11d. 575Pf-5,000Pf 1/6. Resistors—Full Range 10 ohms-10 meg-ohms 20% 1 and 1/2 W 3d., 1 W 5d., 1W 6d., 2W 9d. Hi-Stab 10% 1/2 Wd., 1W 7d. 5% 1W 9d., 1% 1W 1/6.

JASON FM TUNER UNITS Designer-approved kits of parts: FM11, 5 gns, 4 valves, 20/-, FM12, £7. 5 valves, 37/6. JTV MERCURY 10 gns. JTV2 £13.19.6 4 valves, 32/6. NEW JASON FM HANDBOOK, 2/6. 48 hr. Alignment Service 7/6. P. & P. 2/6.

TYGAN FRET (contemp. pat.) 12 x 6in. 1/9, 12 x 18in. 3/1, 12 x 24in. 4/1, 18 x 24in. 6/1, etc.

Speaker Fret — Expanded bronze anodised metal lin. x 1in. diameter mesh, now 4/6 sq. ft., Multiples of 6in. cut max. width 4 ft.

Table with columns: Electrolytics All Types New Stock, Tubular, Can Types, Values, and Prices.

Transistor Components

Midget I.F.'s—465 Kc/s. 9/16in. dia. 5/6 Osc. Coil—M/W, 9/16in. dia. 5/3 Osc. Coil—M. & L.W. Midget Driver Trans. 3.5/1 6/9 Midget O/Put Trans. P.P. to 3 ohms, 6/9. Ferrite Aerial M. & L.W., Car aerial coil, 9/3. Elect. Condenser — Midget Type lmf-d50mfd ea. 1/9. 100mfd., 2/-; 12V wkg. Condensers—01mfd. to .04mfd 9d., 0.05mfd. to 1mfd. 1/-, .25mfd 1/3; 5mfd. 1/6. Tuning Condensers—"JB" "OO" 208 pF., + 176 pF 8/6, with Trimmers 9/6. Single 365pF 7/6. Sub min. lin. J.B. Dia. min. .0001, .0003 or .0005 7/- each. Midget Vol. Control—with edge control knob. 5K ohms with switch, 4/9, less switch 3/9. Speakers P.M.—2in. Plessey 75 ohms 15/6, 2in. Continental 8 ohms 13/6, 2in. E.M.I. 3 ohms 17/6, 7 x 4in Plessey 35 ohms, 23/6. Ear Plug Phones—Min. Continental 1/3, 3/6. 1 1/2 inch plug and socket. High Imp. 8/-, Low Imp. 7/6.

SPECIAL BARGAIN OFFER

A self-contained Portable Unit incorporating latest BSR 4-speed Auto Changer Record Player and famous High Fidelity "Full-Fi" Xtal Pick up with Turnover Cartridge, fitted with I.P. and 28 Sapphire Styl. Internal 2-valve Amplifier of modern design with variable Tone and Volume Controls. This, together with a quality P.M. Speaker ensures a high standard of reproduction. The whole is housed in a robust wooden Cabinet attractively styled in 2-Tone contemporary leather cloth with contrasting polka dot relief.



Standard Model £12.10.0 Carr. & Ins. 7/6

Autochanger Unit—BSR Model UA20. Amplifier—valves UCL82, UY85 and 7 x 4in. Elliptical Speaker. Cabinet size 17 x 14 x 8 1/2in.

Kit consists of 3 sub assemblies already wired. Grub screw connections between Units only necessary—absolutely no soldering. Originally built to be sold at 17 gns. Recommended Buy!

REGORDING TAPE—Reduced Prices

Famous American Columbia (CBS) Premier Quality Tape at NEW REDUCED PRICES. A genuine recommended Quality Tape—TRY IT! Brand new, boxed and fully guaranteed. Fitted with leader and stop folts.

SPECIAL BARGAIN. 3in. Message Tape, 1500ft. 3/9. P. & P. 6d. 3in. L.P. 25ft. 4/9, 3in. D.P. 30 ft. 6/6. Plastic Tape Reels ... 1in. 1/3, 5in. 2/-, 5 1/2in. 2/-, 7in. 2/3 Plastic Spool Containers ... 5in. 1/6, 5 1/2in. 2/-, 7in. 2/3

COAX 80 OHM CABLE High grade low loss Cellular air spaced Polythene—1in. diameter. Stranded cond. Famous mfrs. Now only 6d. per yard. Bargain Prices—Special Lengths—20 yd. 9/-, P. & P. 1/6, 40 yd. 17/6, P. & P. 2/-, 60 yd. 25/-, P. & P. 3/-. Coax Plugs 1/-. Sockets 1/-. Couplers 1/3, Outlet Boxes 4/6.

Table with columns: New Boxed, Valves, All Guaranteed, and Transistor Bargains with various component models and prices.

Send for detailed bargain lists, 3d. stamp. We manufacture all types Radio Mains Transf. Chokes, Quality O/P Trans., etc. Enquiries invited for Specials, Prototypes for small production runs. Quotation by return.


RADIO COMPONENT SPECIALISTS

70 Brigstock Rd., Thornton Heath, Surrey. Hours: 9 a.m.-6 p.m., 1 p.m. Wed. Tel. 88. Trans. C.W.O. or C.O.D. Post and Packing up to 4lb. 9d.: 1lb., 1/3; 3lb., 2/3; 5lb., 2/9; 8lb., 3/6.



TRANSISTOR AMPLIFIERS

1/2 WATT 3 TRANSISTOR AMPLIFIER READY BUILT



45/- Plus 1/6 P. & P.

- 1/2 w. Peak output.
- ⊙ Output to 3 ohm speaker.

- Push-pull output stage.
- 9 volt operation.

A printed circuit high gain amplifier. Size 5" x 2" x 1". Three Newmarket Transistors (two NKT 251 and NKT 252). Ideal for intercom or as record player amplifier.

2 WATT 4 TRANSISTOR AMPLIFIER READY BUILT

A 2 watt 4 transistor amplifier with 2 driver and push-pull stage. Size 5" x 2" x 1 1/2". 3 ohms output, 1000 ohms input 9 volts. Battery operated.
Plus 1/6 P. & P.

62/6

Please send S.A.E. for full details of these and other transistor designs

MEL ELECTRONIC CO.

REAR OF 240 HIGH STREET
BECKENHAM, KENT

THE NEW TRANSISTOR 6 PANDORA


Designed by

Mel Electronic

USING NEW HIGH GRADE PARTS
TOTAL BUILDING COST

ONLY **£4.15.0**

p.p. 3/6



FULL AFTER SALES SERVICE


All components obtained direct from MEL ELECTRONIC

- ★ MEDIUM WAVE & LIGHT ON LONG WAVE
- ★ 6 TRANSISTORS + DIODE
- ★ SUPERHET CIRCUIT
- ★ AUTOMATIC WAVECHANGE
- ★ 500mW PUSH-PULL OUTPUT
- ★ PRE-TINNED PRINTED BOARD
- ★ EXCELLENT RESULTS

JACKSON

the big name in PRECISION components

Precision built radio components are an important contribution to the radio and communications industry. Be sure of the best and buy Jackson Precision Built Components.



"DILEMIN" CONDENSERS

These miniature solid dielectric condensers are only 7/8" square. The 1/4" dia. spindle projects 1/2" from the Front Plate. Low loss construction provides Power Factor better than .001.

Write for literature

JACKSON BROS. (LONDON) LTD.

(Dept. P.W.) KINGSWAY-WADDON, SURREY

Phone: Croydon 2754-5 Grams: Walfico, Souphone, London

EXPRESS ELECTRONICS

ROSEDENE LABORATORIES
KINGSWOOD WAY, SELSDON, SURREY

VALVES NEW TESTED AND GUARANTEED FOR THREE MONTHS

1C1	7/8	6BH6	5/9	12AX7	6/9	DH77	6/-	EF91	4/-	PL82	7/-
1C3	8/-	6B3A	5/9	12BE6	3/6	DH142	8/6	EF92	5/6	PL83	7/6
1F1	8/-	6B37	6/9	12BH7	10/6	DH150	10/-	EL41	9/6	PY81	6/9
1F3	7/6	6BW6	6/6	12K8GT11/-	DK91	7/6	EL84	7/-	PY82	7/6	
1FD1	5/-	6BW7	7/-	12Q7GT	7/6	DK96	8/-	EM84	10/-	PY83	7/6
1FD3	7/6	6D2	4/-	12SN7	6/-	DL92	5/9	EM85	10/-	R19	10/6
1P1	8/-	6F12	4/-	16A5	8/-	DL94	6/6	EY51	7/6	85A1	9/6
1P10	7/6	6H0GT	2/-	18AQ5	9/6	DL96	8/-	EY81	10/-	U62	7/6
1P11	7/6	6J7GT	7/6	25A6G	7/6	EL91	4/-	EZ40	7/6	U78	7/6
1R5	6/-	6K7G	5/6	25L6GT	7/6	EBC41	10/-	EZ80	6/9	U78	5/-
1R5	6/-	6K8G	6/-	25Z4G	9/-	EB780	8/6	EZ81	6/9	U142	7/6
1T4	2/9	6Q7G	5/6	30C1	7/6	PCC81	6/-	HVR2	9/6	UBC41	3/6
1U5	5/6	68L7GT	6/-	30L1	7/6	PCC82	6/9	KT33C	6/-	UC142	9/6
3Q4	8/-	68N7GT	6/-	35L6GT	7/6	PCC83	6/9	KT66	11/0	UF41	8/6
384	5/6	6V6G	7/6	35W4	6/6	ECC84	7/6	N17	5/9	UL41	8/6
3V4	6/6	6X4	5/-	35Z4GT	8/-	ECL780	3/6	N18	5/-	U341	7/6
5Y3GT	5/-	6X5G	5/9	37G3	7/6	ECCF92	8/-	N19	7/6	W17	7/6
5Z4G	7/6	787	9/6	80	6/-	ECH42	9/-	N709	7/-	W78	4/6
6AK6	6/6	8D3	4/-	DAF91	7/6	PCH81	10/-	PCC84	7/6	W142	8/6
6AL5	4/-	9D7	9/6	DAF98	3/-	ECL80	8/6	PCF80	7/6	X17	7/6
6AM6	6/6	12AD6	11/6	DOC90	12/6	ECL92	9/-	PCF82	7/6	X142	9/-
6AT6	6/-	12AH8	10/-	DF91	3/-	EF41	5/-	PCL82	8/-	X150	6/-
6BA6	5/-	12AT7	6/-	DF96	8/-	EF80	8/-	PCL84	9/-	Z77	7/6
6BE6	7/-	12AU7	6/6	DI76	7/6	EF86	9/-	PL81	12/6	ZD17	4/-

High Stability Resistors 1/2 W 5% 50 Ω to 1M, 9d. Midget Ceramics 500 v. 9d. Coax. Super quality 1/4 in. 6d. yd. Plugs 9d. Sockets 9d. Silicon H.T. Res. 250v. 300 MA 1/4 in. x 1/4 in. 8/6. Contact Cooled 250v. 50 MA 6/6. 85 MA 8/6.

NEW TRANSISTORS by MULLARD, OC19, OC26, OC86, 25/-; OC44, OC45, 9/-; OC70, OC71, 6/-; OC72, 7/6; OC74 matched in prs. 16/-; OC74, OC75, OC78, OC81, 7/6; OC82, OC170, 9/6.

VALVES MATCHED IN PAIRS

EL34 27/6, EL84 15/-, N709 15/-, 6V6G 15/-, 6BW6 14/- per pair. Push Pull O.P. Transformer for above 3-15 p 14/6, P & F, 1/6. 12in. P.M. Speakers 3 Ω 24/6. Speakers "Seltustat" 12in. 15 Ω 15W, 80/-, 12in. Stereo Model, 27.7.0.

SETS OF VALVES

DK91, DF91, DAF91, DL92 or DL94, 18/6 ECH42, EF41, EBC41, DK96, DP98, DAF96, DL96, 37/6 EL41, E240, 37/6 1C3, 1F1, 1P1, 1P11, 27/6 ECH42, UF41, UBC41, 1R5, 1T4, 1R5, 384, or 3V4, 19/6 UL41, UY41, 35/- Postage and packing 6d. Over £1 post free. G.O.D. 2/6.

T rade N ews


150W TRANSMITTER KIT

THE American firm of electronic kit manufacturers, Knight Kit Electronics, has recently announced a new addition to its range—the T-150 a.m./c.w. transmitter kit. This transmitter operates with 150W peak a.m./c.w. input on 80m through 10m, and 100W peak a.m./c.w. on 6m.

The made-up instrument features a specially designed v.f.o., which provides highly stable frequency control on all bands, and also an adjustable π -network output circuit that matches 40 to 600 Ω aerial impedances.

Another noteworthy feature is the frequency spotting selector-switch position, which allows tuning of the transmitter before switching on the final amplifier. This offers the advantage for the operator to zero-beat an incoming signal without placing the transmitter on the air.

The exporters of Knight Kit Electronics products in Britain are *Ad. Auriema Ltd.*, 414 Chiswick High Road, London W.4.



The new transmitter kit from Knight Kit Electronics.


TRANSISTORISED MULTIMETER

AT the recent Physical Society Exhibition, Avo Limited exhibited three of their latest developments. One of these was a transistorised multimeter which has included in its design the facility for the measurement of low a.c. and d.c. voltages.

This instrument, designed around a "chopper" amplifier having a full-scale sensitivity of 10mV, may be used for the measurement of d.c. voltage,

d.c. current, a.c. voltage, a.c. current and resistance. The use of a probe enables r.f. voltages between 10mV and 4V to be measured at frequencies up to 1,000Mc/s.

One of the features of this multimeter is a "battery check" facility, included to ensure that the supply voltages do not fall below the limit required for satisfactory operation. The hermetically sealed movement has a scale length of 5in. and incorporates an anti-parallax mirror. The manufacturers of this instrument are *Avo Limited, Avoset House, 92/96 Vauxhall Bridge Road, London S.W.1.*




Avo Limited's transistorised multimeter.

HIGH GAIN SIGNAL TRACER

THE latest addition to the range of test equipment made by Controlled Electronics is a pocket-sized signal tracer, known as the 670. The complete instrument comprises a high gain signal tracer and detector.

Two plug-in input probes are provided: one for a.f. and the other for detecting modulated r.f. signals. The 670 is a useful servicing aid in all manner of circuits, for locating hum, noise and signal breaks, etc.



The pocket-sized signal tracer, made by Controlled Electronics.


The output is obtained through a miniature ear-piece, and the price of the complete instrument is £6 19s. 6d. The makers are *Controlled Electronics 62 High Street, Croydon, Surrey.*

CONTINUITY TESTER


A NEW instrument, specially designed for rapid continuity checks in all electrical equipment, has been brought on to the market by M.P.E. (Finchley) Ltd. The unit is called the MPE Trantest and when used, gives an audible indication of continuity and will quickly detect such things as dry joints and the effectiveness of anodised plating on metal surfaces.

Advantages of the Trantest are that it will not indicate continuity through inductive or capacitive impedances and that it cannot damage semiconductor devices.

The price of the Trantest, complete with probes, is £4 10s. and it is made by M.P.E. (Finchley) Ltd., Dollis Park, Finchley, London N.3.



complexity and price. The prices range from £6 12s. 6d. to £16 14s. 6d. and the makers are *Radionic Products Ltd., Adastral House, Nutfield, Redhill, Surrey.*



The MPE Trantest Continuity tester.

Left: A new seven-transistor receiver made by Murphy Radio Ltd.

RADIO CONSTRUCTION SYSTEM

A METHOD of constructing electronic circuits, in step-by-step stages, has been brought on to the market by Radionic Products Ltd.

From a simple radio receiver, the circuits progress to a six transistor set capable of receiving long and medium wave broadcasts.


All the components are attached to plastic mounts which are fixed in position on a Perspex "chassis" which is perforated with holes at regularly spaced intervals. On the other side of the chassis brass strips can be attached to join components, and in effect, act as the wiring. As the "chassis" is transparent, the whole circuit can easily be followed through and checked, even by a complete beginner to radio construction.

Four of these Radionic sets are available, each set varying in

7-TRANSISTOR PORTABLE RECEIVER

A SEVEN-TRANSISTOR radio—weighing only 2lb—is the latest model to be put on to the market by Murphy Radio Limited. This receiver is the model B801 and is a portable model capable of tuning over the whole of the medium and longwave bands. Its dimensions are 6½ in. x 3½ in. x 2 in., and its price is 12½ guineas. A separate carrying case is also available at 25s.

The B801 is made by *Murphy Radio Limited, Welwyn Garden City, Hertfordshire.*



A view of a 6-transistor receiver, made up from a Radionic Kit.

CLUB NEWS (continued from page 1138)

SPEN VALLEY AMATEUR RADIO SOCIETY
Hon. Sec.: L. A. Metcalfe, 1A Moorlands Road, Birkenshaw, Bradford, Yorkshire.

The subject of the lecture given by T. H. A. Withers, on February 7th, was "Converters, Receivers and Transmitters", and S. Marsden's talk on "What's New" was well received by his audience at the meeting on the 21st.

On March 7th, Mr. J. Belcher lectured on the subject of "Direction Finding".

WESSEX AMATEUR RADIO GROUP
Hon. Sec.: G. J. Fowle, 138 Surrey Road, Branksome, Poole, Dorset

The Annual General Meeting was held on February 4th this year. At the meeting held on March 4th, members held a talk on "Electronics".

LASKY'S "BUILD YOURSELF" TRANSISTOR RADIOS

The "REALISTIC" Seven

STAR FEATURES ★★★★★


- ★ 7 Transistor Superhet. 350 Milliwatt output into 4-inch high flux speaker.
- ★ All components mounted on a single printed circuit board, size 5 1/2 x 5 1/2 in. in one complete assembly.
- ★ Plastic cabinet, with carrying handle size 7 x 10 x 3 1/2 in. in choice of colours:
- ★ Red/Grey, Blue/Grey, all Grey.
- ★ Easy to read Dial.
- ★ External Socket for car aerial.
- ★ I.F. frequency 470 Kc/s.
- ★ Ferrite Rod internal aerial.
- ★ Operates from PP9 or similar battery.
- ★ Full comprehensive data supplied with each Receiver.
- ★ All coils and I.F.'s, etc., fully wound ready for immediate assembly.

The finest receiver at present available for home construction. Fully tunable long and medium wavebands. Uses 7 Mullard Transistors: OC44, 2 OC45's, OC71 OC81D and 2 OC81's, plus Crystal Diode OA70.



An Outstanding Receiver. Lasky's Price for the complete parcel including Transistors, Cabinet, Speaker, etc., and Full Construction Data: **£6.19.6** Postage and Packing 4/6 Battery 3/9 (included free with complete parcel). Data and instructions separately 2/6, refunded if you purchase the parcel.

TESLA SONET DUO TAPE RECORDER



A continental manufactured 2-speed tape recorder with 1 1/2 x 3 1/2 in. i.p.s. Twin track recording to international standards. ★ Takes 5 1/2 in. spools. ★ Fast forward and fast rewind. ★ Record level indicator. ★ Inputs for mic. radio and pick-up. For use on 110 and 200-250 v. 50 c.p.s. mains. ★ Digital position indicator. ★ In attractive wood case with metal top cover fitted with storage compartments and carrying handle. Size 13 x 10 x 7 in. High quality record-replay amplifier with internal loudspeaker provides immediate high quality reproduction. ★ Socket for external speaker. ★ Tone control: Supplied with reel of tape, empty spool, microphone and a selection of interconnecting leads, etc., with canvas waterproof cover. Brand New and Unused. Carr. and Ins. 10/6.

LASKY'S PRICE **24 gns.**

KAPURA Model U1 Multi-Test Meters

★ Complete with test leads. ★ Brand new, fully guaranteed. Sensitivity: 1,000 ohms per volt A.C. and D.C. Ranges: (A.C. and D.C.) 0-15-50-250-500-1,000 v. D.C. current 0-100-500 mA. 0-1 mA (used at 0-10 v. range). Resistance: 1-2,000 ohms (centre 24 ohms). 100-200,000 ohms (centre 2.4k). Size: 5 1/2 in. x 3 1/2 in. x 2 1/2 in.

LASKY'S PRICE **39/6** Carriage and Packing 5/-

CRYSTAL PICK-UP CARTRIDGES

Lowest Prices Ever! All complete with Styl, L.P. and Standard (and Stereo where shown). Fully guaranteed, standard fitting, will fit most P.U. arms and heads.

Postage 1/- each extra.

MONO

TYPE C.T.1. By well known manufacturer. With two sapphire styl

Carrard GCE/4	12/6
Ronette Studio O	15/-
Acos GP.65/3	15/-
Acos GP.65/1	17/-
Acos 67/1	17/-
Acos GP.61/1	18/-

STEREO

Acostereo 73/1 with two sapphires	25/-
Acostereo 73/2 with Diamond L.P./Stereo and sapphire Std.	28/6
Collaro type C. Turnover, with 2 sapphires	25/6
Collet S.C.I. Turnover with 2 sapphires	24/6
Collet S.C.I. Turnover with Diamond L.P./Stereo and sapphire Std.	29/6
Ronette Stereo O.V. Turnover, with 2 sapphires	29/6
Ronette Stereo type 105, with 2 sapphires	35/6
Ronette Stereo type 105, with Diamond L.P./Stereo and sapphire Std.	38/6

TV TURRET TUNERS

By famous manufacturer, I.F. 83-98 Mc/s., FCC84 and FCC80 valves fitted, also 12 sets of coils. Lasky's Price Complete with Valves and Coils **29/6**. Postage 2/6.

Distler Miniature Motors

6 volt battery operated 7/11. P. & P. 2/6.

The SPRITE


Inclusive price of **89/6** P. & P. 3/6 extra.



★ Six-Transistor Superhet Miniature Personal Pocket Radio. ★ Tunable over Long and Medium wavebands. ★ Uses PP9 battery. Ferrite Rod aerial. ★ I.F. Frequency 470 Kc/s. Transistors: 3 Philco 2067's 2 Mullard OC81 M, OC81 DM and OA60 diode. ★ 3 inch speaker. ★ Printed circuit 2 1/2 x 2 in. ★ Slow Motion Drive. ★ In Plastic Case, size 4 x 2 1/2 x 3 1/2 in.

In order to ensure perfect results, the SPRITE is supplied to you with R.F. and I.F. stages. Driver and Output stages, ready built with all components ready mounted on the printed circuit. To complete assembly you only have to fit the wavechange switch, tuning condenser and drive, volume control, earphone socket and aerial rod. The remaining components all having been pre fitted at the factory for you. The SPRITE is offered as above, pre-assembled, plus cabinet, speaker and all components for final construction, at the inclusive price of 89/6. Postage and packing 3/6 extra. Data and Instructions separately. 2/6. Refunded if parcel is purchased. Real calf leather case, wriststrap, personal earphone and case for earphone 10/- the lot extra. Make no mistake this is a SUPERHET receiver of genuine commercial quality. It is not a regenerative circuit.

The COROVER '6'



CAN BE BUILT FOR.

£5.19.6

Post and packing 4/- extra.

★ A 6-transistor plus 2-diode superhet receiver using the latest circuitry. ★ Three Mullard AF117 alloy diffused transistors are used with OA70 and OA91 diodes, followed by OC81D and two OC81's in push-pull. ★ I.F. frequency 470 Kc/s. ★ Covers the full medium and long wavebands. ★ Sockets provided for personal earpiece or tape recorder, and car radio aerial. ★ Large internal ferrite rod aerial gives high sensitivity. ★ Uses four 1.5 v. pen torch batteries. ★ All components mounted on a single printed circuit. Simple stage by stage instructions. ★ Cabinet size 6 1/2 x 4 1/2 in. With carrying handle. ★ All coils and I.F.'s ready wound. ALL COMPONENTS AVAILABLE SEPARATELY. Data and instructions separately 2/6. Refunded if you purchase the parcel.

TELEFUNKEN STEREO HI-FI AMPLIFIERS

Further Great Purchase Enables us to Offer this Excellent Unit at **£5.19.6**. Post 7/6



A complete stereo amplifier of unsurpassed quality, with inputs for radio, tape recorder, F.M. tuner or any other hi-fi source, either monaural or stereo. Output power 5 watts total (2) watts each channel. New and unused, listed at 16 gns.

LASKY'S PRICE **£5.19.6**

RECEIVERS & COMPONENTS

DIRECT TV REPLACEMENTS LTD., largest stockists of TV Components in the U.K. Line Output Transformers, Frame Output Transformers, Deflector Coils for most makes. Official sole suppliers for many set makers. Same Day Dispatch Service. Terms C.O.D. or C.W.O. Send S.A.E. for quotes. Day and Night Telephone TIDeway 6666. 138 Lewisham Way, SE14.

HALF PRICE Transistors. Mullard OC44, OC45, OC81, OC81D, OC170, OC171, all 4/8 each, min. 4 doz. lots: OC26, OC36, 12/6 each. Post 9d. C.W.O. **RADIOMEX**, 184 Kingston Road, Portsmouth.

NEW VALVES! GUARANTEED! DELIVERY BY RETURN!

EFB80	7/6	EL84	6/6	PCL84	7/3
EFB89	8/9	EY51	7/6	PL81	8/6
ECC81	4/6	EY86	7/-	PY32	11/-
ECL80	5/9	EZ40	6/6	PY81	7/-
ECL82	9/-	PCC84	6/9	UY25	11/6
EF85	5/9	PCC89	9/3	UY85	6/6
EF86	8/9	PCF82	7/-	6X4	5/-

Postage 6d. per valve extra. S.A.E. FOR LIST OF OVER 200 TYPES Over 10,000 valves in stock

LEWIS

46 WOODFORD AVENUE, GANTS HILL, ILFORD, ESSEX
Telephone: Crescent 5685

EXCEPTIONAL VALUE: Picture Tubes, brand new. Mazda 19in., CME1901, Mullard 19in., AW47-90 91, £4 10/-; Mullard 23in., AW59/90, £6 10/-; carriage (insured) paid. 12 months' guarantee. Note: All brand new. We also supply most other sizes completely guaranteed at £4/17/6, guaranteed 12 months. **TOMLINS**, 156 Lewisham Way, New Cross, SE14. TID 3857.

A.1. POST FREE Bargains. Valves set tested: EF50 three for 1/6; EB91, EF80, EF91 9d.; 6P1, 10P1 1/-; L63 2/6; ECL80 2/9; PZ30 3/6; B36, E138, PL33, PY81 4/-; PCF80, PL82, PL83, PY80, PY82 4/3; N37 4/6; PL38, 10C2, 27S0 4/9; PY31, U281, 10P13, 6K25 5/6; 10P14, 20L1, 20P1 5/-; PY32, U31 6/-; 20P4, 30P4 7/6; EL33, PL36, U37, 53KU 8/-; U801 8/3; 20P3 15/-; Six Transistor Portable 1 1/16 x 4 7/16in. x 2 7/16 in black, coral, grey or jade, in leather case with battery, earphone and case, polishing cloth and instructions ready made £2, 12/6. **A.1. RADIO COMPONENTS**, 14 The Borough, Canterbury, Kent.

CANADIAN MARCONI 52 RECEIVERS

Canadian Marconi 52 Receivers, 1.75 to 16 Mc/s as previous advert. Good working order. £5.10.0, carriage 1/1. Receiver 48, American version of the 18 set Covers 6 to 9 Mc/s, 6 valves, B.F.O. R.F. Stage. Power required L.T. 3 v. at 150 ma. H.T. 150 v. at 8 ma. Complete with Handbook, 42/6. Headphones to suit, lightweight "Deaf Aid" type with lead and plug 6/6. 10 spare valves in steel case 10/-. Partly stripped transmitter chassis 10/-, 500 Microamp 2in. meter 9/6. 1000 kc/s crystal 7/6. All above in new condition. Postage 2/6 per order. Valves AR8, ARP12, ATP4, 1/-, post 9d. 6 or more free. Aerial insulators 3in. pyrex ribbed 9d., post 1/-, 6 or more free. Send S.A.E. for detailed leaflet on 48 or 52 set.

G.W.M. RADIO LIMITED

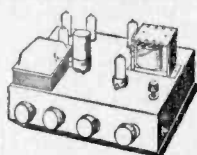
40/42 Portland Road, Worthing, Sussex.

RATES: 7/3 per line or part thereof, average five words to line, minimum 2 lines, Box No. 1/- extra. Advertisements must be prepaid and addressed to Advertisement Manager, "Practical Wireless", Tower House, Southampton St., London W.C.2.

RECEIVERS & COMPONENTS

(continued)

ULTRA LINEAR AMPLIFIERS



High Fidelity. 15 watts. Valves ECC83, ECC83, EL84, EL84, E281. Two inputs. Sensitivity 10 millivolts. Bass & Treble controls. 3 & 15 ohms output. Kit. £6.10.0. plus 9/- carr. Factory built. £9 plus 5/- carr. Similar 30 watt £12 plus 7/6 carr. Leaflet free. Same day despatch.

STROUD AUDIO

Bath Road, Stroud, Glos. Tel. Stroud 783.

"HEATHKITS" can now be seen in London and purchased on easy terms. Free brochure. **DIRECT TV REPLACEMENTS LTD.** Dept. P.W. 7/9, 138 Lewisham Way, SE14. TIDeway 6666.

SPEAKER REPAIRS. Cones/Fields Bited. Clock coils wound. L. S. REPAIRS, Pluckley, Ashford, Kent.

PARTS for CCTS in this issue. IPT's 3/- and all the latest Service Sheets. Stamp for lists. **AJAX ELECTRONICS**, 572 Fulham Road, London SW6.

DATA TRANSISTOR POCKET KITS


NO SOLDERING OR DRILLING, COMPLETELY SELF CONTAINED

NO AERIAL REQUIRED - MEDIUM & LONG WAVE - ASSEMBLY TOOL PROVIDED - CAN BE BUILT BY ANYONE



DATA 55 5 SEMI-CONDUCTORS 5 STAGES MOVING COIL SPEAKER **55/-** P.P. 2/9 extra. Battery 2/3 extra.

DATA 427, 4 TRANSISTORS, 2 DIODES, 7 STAGES MOVING COIL SPEAKER **70/-** Battery 2/3 extra. P.P. 2/9 extra.



DATA 326 3 TRANSISTORS 2 DIODES 6 STAGES PERSONAL EARPIECE **45/-** P.P. 2/- ex. Batt. 1/- ex.

All Parts Supplied Separately

DATA ELECTRONICS LTD.

5 HILLSIDE GDNS., EDGWARE, Middlesex

RECEIVERS & COMPONENTS

(continued)

ALL TYPES LINE OUTPUT TRANSFORMERS SUPPLIED (RETAIL AND TRADE). Finest service in the country. Send S.A.E. for return of post service. Terms C.W.O. or C.O.D. Trade enquiries invited. **D. AND B. TELEVISION (WIMBLEDON) LTD.**, 131 Kingston Road, Wimbledon, SW19. CHerrywood 3955.

TRANSISTORS. Marked and tested. packets of 10; unmarked but tested. packets of 10; unmarked and untested. packets of 40. Duds suitable as Diodes. packets of 80. All packets 20/- each. Any two packets 37/6. C.W.O. K. R. WHISTON. Dept. TPW. New Mills, Stockport.

FOR SALE

AMATEUR LICENCE Morse Course. The new Rhythm Method of teaching takes the drudgery out of learning Morse and is the quickest known! For full explanatory booklet: 6d. stamp G3CHS, 45 Green Lane, Purley, Surrey.

E. R. NICHOLLS 47 Middle Hillgate BUMPER PARCEL

- 100 Assorted Resistors.
 - 50 Assorted Condensers.
 - 1 5in. 3 ohm Elac Speaker.
 - 1 Isolating Transformer.
 - 4 Terminal Blocks.
 - 2 Rotary Toggle Switches.
 - 1 Small Chassis containing 60 components.
 - 2 Westcoters.
 - 2 Thermistors.
 - 100 Cartridge Fuses.
- All for 20/- Post Free in U.K. 20ft. Steel Telescopic Mast, 50/-; High Stab Resistors 6d. each. List now ready for Paper Block Condensers, Valves, Oscillators, Test Sets, S.A.E. Please.
- Mail Order To: 33/35 Cartlington Field Street, Stockport, Cheshire.

ALUMINIUM, BRASS, Copper and Bronze in sheet, rod, strip, tube also Stainless Steel sheet. Any size cut. Complete price list 1/-. **SLATER METALS (N.F.) LTD.** 1 Slater Street, Liverpool 1.

BUILDING YOUR OWN ORGAN. We have for disposal a few obsolete hire organs. Wealth of parts, including keyboards, consoles, pedal boards, transformers, condensers, and other valuable electronic components. Write for details and prices. Box No. 41.

Push-Pull EL84 Trans., 5/6 each. Stereo ganged pots. 1/4 or 2MΩ, 3/6 each, 30/- doz. Low Imp. Earpieces, 4/6 each, 40/- doz.

Trans. Cons. .01μF, .04μF, .1μF, 6d. each, 4/6 doz.; 8μF, 25μF, 50μF, 1/3 each, 11/- doz.

GUARANTEED TRANSISTORS Unbranded Aud/lo 1/6 each, 12/- doz. A.E.I. Audio XL103 and R.F.XA102, 2/3 each, 23/- doz. All items Post Free

B. W. CURSONS

78 BROAD STREET CANTERBURY, KENT

FOR SALE

(continued)

GRUNDIG MA1 Transistor Tape Pre-amplifiers, suitable for use as microphone transformer, pick-up and tape head booster. Listed at 43 gns., offered at £2/17/6. Send for full details and free lists. LEE ELECTRONICS, 400 Edgware Road, W2 (Paddington 5521).

YOUR CASH can mean a discount of 10-33% on leading brands Tapes, Tape Recorders, Transistors Radios, Valves (12 months' makers' guarantee). Test Gear, etc. S.A.E. for list or quote for your needs. BOYLAN, Duke Street, Warrenpoint, Co. Down.

WIRELESS EQUIPMENT B10 MK2 F.X.484D-4475 Mc/s. (6.2-6.7cm). First Government release of the B10 wireless equipment containing four independent units all working from 230 volts A.C., this equipment is of very recent manufacture still being used in the forces consists as follows.

Transmitter 10Mk2, power 230 volt A.C. stabilised HT, 12 valve transmitter with built-in wave meter variable tuned, tuning meter, £4.5.0. Carr. 7/6.

Reception Set R10, this set uses 18 valves having an I.F. in-pout of 45 Mc/s manual tuning or built-in auto tuning by internal motor, £417.6. Carr. 7/6.

Power Unit for receiver input 230 volts A.C. Output (1)HT+300 volts, F.W. valve rectifier (2) Bias-50 volts both HT and bias supply are double choke smoothed, auto-tune motor transformer, channel switch plus output stage, £3.10.0. Carr. 7/6.

Oscillator testing No. 10, enabling the equipment to be used from a telephone line etc., 230 volts A.C. input having an internal F.W. HT supply, testing unit etc., £2.5.0. Carr. 7/6.

All these units are enclosed in a metal case size 17½ x 8 x 10in. All are brand new we only have a limited quantity circuit supplied with each unit. Carr. paid if all 4 units ordered, S.A.E. with all enquiries.

J. T. SUPPLY (Dept. N),

309 MEANWOOD ROAD : LEED : 7

EXCEPTIONAL Transistor Portable Tape Recorder, value £6/19/6, complete with crystal microphone, earphone, spools, tape, batteries, instructions, presentation box (extra tapes 100ft 4/6). Ideal gift. £6/19/6. Satisfaction guaranteed. Postage, packing 2/6. TOMLINS, 156 Lewisham Way, New Cross, SE14.



SPECIAL STOCKTAKING OFFER LIMITED QUANTITIES

No. SP.1. £14.14.0 plus 15/- Delivery.

3ft. wide in Medium Walnut. Gram Deck 17 x 14in. Control Panel 15½ x 13in. Baffle for 10in. Speaker. Record Storage.

A. L. STAMFORD LTD, DEPT. E29

98 Weymouth Terrace, London, E.2.

WANTED

TUNEABLE OSCILLATOR "Jamistor" wanted, or Circuit. Box No. 45.

A PROMPT CASH OFFER for your surplus brand new Valves and Transistors. R.H.S., Beverley House, Mannville Terrace, Bradford 7.

NEW VALVES WANTED

Any type, any quantity

CASH PAID

R.S.T. Valve Mail Order Co.,

211A Streatham Road,

Mitcham, Surrey

Telephone: MITCHAM 6202

ABSOLUTE TOP PRICES paid for Valves, Transistors, Components, etc., in quantity. Try us first. Cash by return. WOLVERHAMPTON RADIO AND TV SUPPLIES, 42 Darlington Street, Wolverhampton. Tel.: 20315.

WANTED VALVES ONLY

Must be new and boxed.

Payment by return.

WILLIAM CARVIS LTD.

103 North Street, Leeds 7

WANTED: TEST GEAR, Meters, Valves, Components, Communication Sets, Amplifiers. HUGGETS LTD. 2-4 Pawson's Road, West Croydon, Surrey.

WANTED: NEW Valves and Transistors any quantity. S. N. WILLETS, 43 Spon Lane, West Bromwich, Staffs. Tel.: WES 2392.

VALVES WANTED IMMEDIATE CASH SETTLEMENT

Loose or boxed but must be new

new

Phone, write or call—

RADIO FACILITIES, LTD.

38 Chalcot Road, London, NW1

PRImrose 9090

THE VALVE SPECIALISTS

SOUND RECORDINGS

TAPE BARGAINS in all sizes. Example: Top brand 5½in 1,200ft 19/6, p. and p. 1/3. S.A.E. for list. Large choice of New and Used Records. E. C. KINGSLEY AND CO., 132 Tottenham Court Road, London, W1. EUS 6500.

METAL WORK

METALWORK. All types cabinets, chassis, racks, etc., to your specifications. PHILPOTT'S METALWORKS LTD., Chapman St., Loughborough.

MISCELLANEOUS

TRANSISTOR RADIO KITS made up, 14 Devonshire Road, Eastcote, Middx.

ANY PW DESIGN made up professionally. Lab. quality 2½in. 25 micro-amp meters 30/-. 132 Horton Road, Datchet, Bucks.

ELECTRONIC MUSIC?

Then how about making yourself an electric organ? Constructional data available—full circuits, drawings and notes! It has 5 octaves, 2 manuals and pedals with 24 stops—uses 41 valves. With its variable attack you can play Classics and Swing.

Write NOW for free leaflet and further details to C. & S., 30 Maude Street, Darlington, Durham. Send 2id. stamp.

SERVICE SHEETS

CIRCUIT INFORMATION

18 SET TRANSMITTER RECEIVER

Description, Operation, Values, Diagrams.

Tests, etc. P.O. 5/-.

38 SET WALKIE TALKIE

Alignment procedure, Faults, Component

Description, Diagrams, etc., P.O. 5/-

CAMPBELL

Everland Road, Hungerford, Berks

TRADE SERVICE SHEETS offered by retired engineer. If I haven't got it you won't get it! All 4/- each by return. Please include large S.A.E. Mail orders only. ETZIONI, 20 Merrion Avenue, Stanmore, Middx.

SERVICE SHEETS for all makes of Radio and TV, 1930-1962. Prices from 1/- with free fault-finding guide. Catalogue of 6,000 models 1/6. 125 Radio/TV sheets covering many popular models 20/-. S.A.E. inquiries: HAMILTON RADIO, Western Road St. Leonards, Sussex.

WHY TOLERATE DELAY when we can supply your Radio or TV Service Sheet by return of post at 4/- each, plus postage. List 1/-. Also Manuals for sale and hire. List 1/-. S.A.E. with inquiries, please. Mail orders only to S.P. DISTRIBUTORS, 44 Old Bond Street, London, W1.

FAULTFINDER FILES, showing common faults that each receiver is prone to and other useful servicing information, 2/- each. List 9d., plus postage. Mail orders only. S.P. DISTRIBUTORS, 44 Old Bond Street, London, W1.

SERVICE SHEETS: Radio, TV, 5,000 models. List 1/-. S.A.E. inquiries: TELRAY, 11 Maudland Bank, Preston.

SERVICE SHEETS, Radio and TV, 4/- each. List 1/-. All orders dispatched on day received. Also Manuals for sale and hire. List 1/-. S.A.E., please: SULTAN RADIO, Pantiles Chambers, Tunbridge Wells, Kent.

SERVICE SHEETS, also Current and Obsolete Valves for sale. JOHN GILBERT TELEVISION, 1b Shepherd's Bush Road, London, W12. Phone: SHE 8441.

(Continued overleaf)

SITUATIONS VACANT

Trainee Electronic Development Engineers

Manufacturers of high quality electronic equipment require additional junior staff in their modern and progressive laboratories at Park Royal.

This is a rare opportunity for young men with drive and ambition to join the ranks of technicians and scientists at present engaged on development, and to work with them on the new projects scheduled for 1963.

We shall be pleased to hear from young men aged between 15 and 17 who have practical experience or radio/television or who have reached a high standard in their education and wish to make their career in electronics.

Apply:— Personnel Officer
DAWE INSTRUMENTS LTD.,
Western Avenue, Acton, W.3.

EDUCATIONAL
(continued)

Radio Television & Electronics

Learn at home with the world's largest home study organisation, Brit.I.R.E.; City & Guilds; P.M.G.'s certs., etc. Also Practical Courses with equipment. All books supplied.

Write for FREE prospectus stating subjects to

I.C.S.

(Dept. 541), Intertex House,
Parkgate Road, London, S.W.11.

THE Incorporated Practitioners in Radio and Electronics (I.P.R.E.) Ltd. Membership conditions booklet 1/-. Sample copy of I.P.R.E. Official Journal 2/-. post free. Secretary, 20 Fairfield Road, London N8.

Individual Tuition in Radio, Transistor or Television Servicing. Courses prepared personally by a R.T.E.B. qualified Engineer with over 25 years experience in service work. Local Students Fees 5/- per hour. Postal Students 6/- per lesson. Special coaching for R.T.E.B. Intermediate and Final Examinations.

J. SHARP

19 Aberdeen Terrace, Bradford 7, Yorks.

BECOME "TECHNICALLY QUALIFIED" in your spare time. Guaranteed Diploma and Exam.. Home-study Courses in Radio, TV, Servicing and Maintenance, R.T.E.B., City and Guilds, etc. Highly informative 120-page Guide—FREE! N.I.E. (Dept. 363), 148 Holborn, London EC1.

RADIO OFFICERS see the world. Immediate sea-going appointments. Our many recent successes provide additional trainee vacancies during 1963. Day and boarding students. Grants and Scholarships available. Stamp for prospectus. WIRELESS COLLEGE, Colwyn Bay.

EDUCATIONAL

LEARN RADIO AND ELECTRONICS the new and practical way. Hosts of absorbing experiments carried out at home under expert guidance to teach you Radio in a new, enjoyable and interesting way. Construction, servicing and fault-finding on equipment made easy for the first time! No previous experience needed. No mathematics used. Free brochure from: Dept. 11, P.W., RADIO-STRUCTOR, Reading.

$$X = \frac{-b \pm \sqrt{b^2 - 4ac}}{2a}$$

DON'T FUMBLE with Formulae. Master Mathematics quickly and easily the Understandable Way.



The Dryden School of UNDERSTANDABLE MATHEMATICS

■ 11F4 Dryden Chambers, Oxford ■
St., London, W.1.

■ Name..... ■
■ Address..... ■
■ ■
■ ■

"HOW AND WHY" of Radio and Electronics made easy by a new, non-maths, practical way. Postal instruction based on hosts of experiments and equipment building carried out at home. New courses bring enjoyment as well as knowledge of this fascinating subject. Free brochure from: Dept. P.W.12, RADIOSTRUCTOR, Reading.

A.M.I.Mech.E., A.M.Brit.I.R.E., City and Guilds, G.C.E., etc., brings high pay and security. "No pass—no pay" terms. Over 95% successes. For details of exams. and courses in all branches of Engineering, Building, Electronics, etc., write for 148-page handbook, free. B.I.E.T. (Dept. 242B), London, W8.

TV AND RADIO. A.M.Brit.I.R.E., City and Guilds, R.T.E.B. Cert., etc., on "No pass—no fee" terms. Over 95% successes. For details of exams. and courses (including practical apparatus) in all branches of Radio, TV and Electronics, write for 148-page handbook, free. B.I.E.T. (Dept. 242G), 29 Wright's Lane, London, W8.

CITY AND GUILDS (Electrical, etc.) on "No pass—no fee" terms. Over 95% successes. For details of Electrical Engineering, Applied Electronics, Automation, etc., send for our 148-page handbook, free and post free. B.I.E.T. (Dept. 242A), 29 Wright's Lane, London, W8.

BOOKS & PUBLICATIONS

THOUSANDS OF BARGAINS can be found weekly in the Radio, TV, Mechanics and Scientific Sections of EXCHANGE AND MART, 5d. every Thursday.

PIN-POINT TV TROUBLES IN TEN MINUTES. The title can be imitated but the contents never! The book that really tells you how to fix televisions. Over 340 cross-indexed pages. MUST be able to earn you more than its cost within two weeks or your money refunded! Price 63/- incl. postage. Write for free trial to SIM-TECH BOOKS, West End, Southampton, Hants.

FIND TV SET TROUBLES IN MINUTES from that great book "The Principles of TV receiver Servicing", 10/6 all book houses and radio wholesalers. If not in stock from Secretary, I.P.R.E., 20 Fairfield Rd., London N8.

By repairing Radio and TV Sets as a job or as a spare time business. Our practical course will show you the way. No previous experience is required.

**SEND FOR
FREE BOOK
TODAY!**

RADIOSTRUCTOR
Dept. G77 READING, BERKS

BRISTOL TECHNICAL COLLEGE

Principal: E. Poole, B.Sc.(Eng.), M.I.Mech.E., M.I.Prod.E.

SCHOOL OF MARINE RADIO AND RADAR

Lecturer in Charge: F. E. Barltrop, (ex A.S.T. Hamble).

MARINE RADIO OFFICERS

A full-time course for prospective Radio Officers in the Merchant Navy, leading to the 2nd and 1st Class P.M.G. Certificates, and the M.O.T. Radar Maintenance Certificate, is provided, and entry may be made in January, May or September of each year.

A six-week Course of Pre-Sea Training is also held, and entry is normally made on completion of the Radar Course.

For further particulars and details of fees apply to:

THE REGISTRAR,
BRISTOL TECHNICAL COLLEGE, ASHLEY DOWN,
BRISTOL, 7.

EVERY RADIO ENTHUSIAST NEEDS THIS SUPERB COMPONENT CATALOGUE

Latest Reprint No. 7 is now available and has been enlarged to 172 pages, listing over 5000 components with 600 illustrations.

Beautifully printed on high-grade paper with comprehensive index for easy quick reference. It will save you hours of time and also money because you will be able to obtain all your components by return from one source. Many new and interesting lines now included.

Acknowledged to be the best component catalogue available and used as a standard reference book by most designers and writers. All brand new proprietary makes including Eddystone, Heathkits, Armstrong, Lektrokit, plus all the well known component manufacturers.



**SEND
FOR
YOUR
COPY
TODAY**

**OBTAINABLE ONLY
FROM
HOME RADIO**

187, LONDON ROAD, MITCHAM

2/6
PLUS 9d POST

**POST
COUPON
TODAY**
Write
CATALOGUE
on top left
of envelope

Name


Address

Enclose
P.O. 3/3

Home Radio Ltd. (PW) 187 London Rd. Mitcham, Surrey

The new NOMBREX

TRANSISTORISED WIDE-RANGE
SIGNAL GENERATOR 27
220 kc/s to 220 Mc/s



- CHECK THESE FEATURES
- COMPACT Only 6½" x 4½"
- PORTABLE Weight 2 lbs.
- ACCURACY Under 2%
- ECONOMY 9v. Battery
- DIRECT Calibration

RETAIL £7.10.0 Post and Ins. 3/6
Battery 2/3
36" Screened Test Lead 6/3 extra
CASH WITH ORDER, REGRET NO C.O.D.
EARLY DELIVERY
Trade and Export Enquiries Invited

S.A.E. for full technical leaflet.
12 Months Guarantee.

NOMBREX LTD. (Instruments Division 50)

Estuary House, Camperdown Terrace, Exmouth, Devon, England. Tel. 3515

"MONEY MONEY MONEY!" *

There's bags of it in Radio and TV
if you know your stuff!
and if you don't we will teach you.

Mr. J. SYKES
(M.I.E.E., M.Brit.I.R.E., M.I.N.)

Principal:

BRITISH NATIONAL RADIO SCHOOL
Red Lion Court, Stalbridge, Dorset

Britain's premier Radio School specialising in
City and Guilds examinations.

* With apologies to Sinclair Lewis.

VALVES SAME DAY SERVICE NEW! TESTED! GUARANTEED!

RADIO BOOKS BASIC ELECTRICITY ELECTRONICS

SETS 1R5, 1S5, 1T4, 3S4, 3V4, DAF91, DF91, DK91, DL92, DL94 ... Set of 4 for 19/-
DAF96, DF96, DK96, DL96 4 for 26/6

in Simple straight-forward words and Clear Explanatory Pictures. The Reader is taken Step by Step from picture to picture.

1A7GT 11/-	6LD20 8/-	30L15 11/-	ERC33 5/-	EY61 7/6	U28 9/3
1D5 7/6	6P25 8/-	30P4 12/6	EF84 8/-	EY86 7/-	U50 5/6
1HSGT 9/-	6Q74 11/6	30PL13 12/6	EBP80 8/-	EZ40 6/9	U52 4/6
1NSGT 9/-	6Q7G 6/-	3A5 15/9	EBF89 8/9	EZ41 7/-	U76 4/6
1R5 6/-	6Q7GT 8/-	35L6GT 8/3	EEL21 13/6	EZ80 6/3	U91 14/6
1S4 8/-	6SL7GT 5/9	3Z23 15/-	EEL31 17/-	EZ81 6/6	U281 15/6
1S5 5/3	6SN7GT 4/8	3Z4GT 5/6	ECC40 13/6	EZ82 8/6	U282 15/-
1T4 3/6	6U4GT 8/9	50L8G 6/9	ECC81 4/9	KT61 9/6	U291 16/6
1U5 5/9	6V6GT 7/3	185BT 21/8	ECC82 4/9	KT71 8/-	U301 17/-
2P 22/6	6V6GT 7/3	AZ1 12/6	ECC83 7/9	MU14 6/6	U801 21/-
3A5 9/-	6X4 4/6	AZ31 9/6	ECC84 7/9	MX40 13/8	UABC80 6/6
3Q4 7/-	6X5GT 6/9	CBL1 12/-	ECC85 7/6	N13 7/-	UAF42 8/3
3S4 6/-	6Y30L2 9/-	CCH35 13/6	ECP80 7/-	N37 11/-	UBC41 7/9
3V4 7/-	7B6 9/-	CL33 12/3	ECP82 8/9	PCC84 7/6	UBF80 8/3
3U4G 4/6	7B7 8/-	CY1 12/6	ECH35 7/3	PCC89 9/3	UBF89 8/-
5V4G 8/-	7C5 7/9	CY31 8/6	ECH42 8/9	PCF80 7/9	UBL21 14/8
5Y3GT 6/-	7C6 7/6	DAC32 9/-	ECH81 7/9	PCF82 6/-	UCC84 13/3
3Z4G 9/-	7H7 7/8	DAF91 5/3	ECL40 7/6	PCF88 9/6	UCC85 7/6
6A1L5 3/9	7S7 9/-	DAF96 7/8	ECL82 9/-	PCL82 9/6	UCH20 14/6
6AM5 3/6	7Y4 6/-	DCC90 9/-	ECL86 10/-	PCL83 10/6	UCH21 13/6
6AQ5 6/3	10C1 12/-	DF33 9/-	EF9 15/-	PCL84 7/-	UCH42 8/-
6AT6 6/-	10C2 16/6	DF91 3/6	EF37A 6/9	PCL85 10/6	UCH81 8/9
6BA6 5/9	12AT6 7/-	DF96 7/6	EF39 4/6	PEN30C 8/-	UCL32 9/9
6BB6 5/9	12AT7 4/9	DL76 4/9	EF40 11/8	PL36 11/6	UCL83 13/3
6BG6 14/6	12AU7 4/9	DH7 6/-	EF41 7/9	PL81 9/6	UF41 7/6
6BH6 6/3	12AX7 4/9	DH81 9/-	EF42 7/9	PL82 7/-	UF89 7/-
6B6 5/9	12K7GT 4/9	DK32 11/-	EF80 4/9	PL83 7/6	UL41 8/-
6BW6 8/-	12K8GT 9/6	DK91 6/-	EF85 5/9	PL84 9/6	UL84 6/6
6CD6G 27/3	12Q7GT 4/9	DK92 7/6	EF88 8/9	PL820 12/8	UHC1C 8/-
6F1 10/-	14S7 15/6	DK96 7/6	EF89 7/-	PX4 10/-	UY7 9/-
6F13 9/6	19BG6G 14/6	DL33 8/-	EF91 3/6	PX25 9/-	UY21 11/-
6F14 9/6	20F2 17/-	DL35 9/6	EL33 9/6	PY32 11/6	UY41 6/6
6K7G 1/11	20L1 17/6	DL92 6/-	EL41 9/6	PY80 7/6	UY95 6/6
6K7GT 5/-	20P3 18/9	DL94 7/-	EL42 9/-	PY81 7/-	VF4B 9/6
6K8G 5/-	20P5 20/-	DL96 7/6	EL84 6/6	PY82 6/6	VP41 5/-
6K8GT 8/-	20P6 15/9	DM70 6/6	EM34 7/3	PY83 7/9	W76 4/9
6K25 12/6	25L8GT 7/-	EAB30 4/9	EM80 8/-	PZ20 12/6	W77 3/9
6L6G 6/6	25Z4G 7/6	EAF42 8/6	EM81 8/6	TH21C 15/-	W79 14/-
6L8 10/-	ZTSU 17/6	EB91 3/9	EM84 9/6	U25 12/-	Z77 3/6

LEARN WHILE YOU PAY FOR ONLY 2/6 PER WEEK
Officially used by the ARMY, NAVY and AIR FORCE, used by Trainees in the Radio and Electronic Industry.
Write for FREE Illustrated Prospectus giving details of instalment plan!
22 TESTED Circuits using
Nichro Alloy Transistors 5/6
AT A GLANCE Valve and T.V. Tube equivalents 4/-
BRITISH Transistor Directory (Bradley) 9/-
OSCILLOSCOPE Book 5/6
USING an Oscilloscope 7/6
OSCILLOSCOPE Equipment 5/6
MULLARD Transistor Radios 5/6
MULLARD Ref. Transistor Circs. 13/8
EXTRA Equipment Tape Recorder 6/6
COIL Design and Construction 5/6
TRANSISTOR Superhet 8/-
TRANSISTOR Audio Amplifiers 6/6
TRANSISTOR Circuits for Radio Control of Models 3/6
RADIO Servicing Instruments 5/6
HIGH Fidelity L/Speaker Enclosures 5/6
BOYS' Book of Crystal Sets 3/-
SERVICING Transistor Receivers 8/-
ELECTRONIC Novelties 5/6
ELECTRONIC Gadgets 5/-
RADIO Valve Data "Wireless World" 7/6
BEGINNERS' Guide to Radio 8/8
MODERN Transistor Circuits for Beginners 8/-
TRANSISTOR Test Equipment 4/-
MAGNETIC Recording Wire and Tape 5/-
COLOUR Television, 40 Colourplates 17/-
RADIO Engineers' Pocket Book 11/6
TRANSISTOR Circuits for the Constructor (Bradley) Nos. 1, 2, 3 and 4 4/- each
All above books include postage. SEND STAMP FOR LISTS

READERS RADIO
24 COLBERG PLACE, STAMFORD HILL
LONDON, N.16 STA. 4587

Post 6d. per valve extra.
Any Parcel Insured Against Damage in Transit 6d. extra.
Any C.O.D. Parcel 3/- extra.

SELRAY BOOK CO.
60 HAYES HILL, HAYES, BROMLEY KENT.
Tel. HURStway 1818

CLYNE RADIO LTD.



18 TOTTENHAM COURT ROAD, W.1 MUSem 5929/0095
 162 HOLLOWAY ROAD, LONDON N.7 NORth 6295/67
 9 CARMERWELL CHURCH STREET, S.E.5 RODney 2875
 10 WIThey GROVE, MANCHESTER, 4 Blackfriars 5379
 All post orders, etc, to 162 HOLLOWAY ROAD, LONDON, N.7

THE COMPONENT SPECIALISTS

NEW BRANCH


CROYDON

OPENING EARLY MARCH AT 12 SUFFOLK HOUSE, GEORGE ST.

(2 minutes from East Croydon Station)
OPEN ALL DAY SATURDAY

THE NEW "CLYMAX" !!

NEW LOW PRICE MADE POSSIBLE Through Further BULK PURCHASES !!



99/6

Nothing more to buy! Plus 3/6 P. & P.
 ★ Completely self contained. No external aerial or earth required. ★ Full medium wave coverage, plus switched Light programme on Long Wave. ★ Push-pull output—250 milliwatts. ★ Matched set of latest type Mullard transistors. ★ Genuine 2in. P.M. Speaker. ★ New high-Q coils. ★ Ferrite rod aerial with high selectivity. ★ Size: 5 1/2 x 3 1/2 x 1 1/2in. Two-tone cabinet. ★ Precision etched printed circuit with components references clearly marked. Alignment service available. All parts available separately. Full assembly instructions and individually priced parts list. 2/- post free.

The "COURTESAN"


Our 3 transistor Plus 2 diode pocket receiver with full Medium and Long Wave Coverage.



ONLY 63/-
 Plus 2/6 P. & P.
 ★ No external aerial and earth required. ★ Latest 2in.—75 ohm speaker. ★ First grade Mullard transistors. ★ Condenser tuning. ★ Volume control with on/off switch. ★ Easy assembly on pre-tagged circuit board. ★ Attractive red polystyrene cabinet measures 5 1/2 x 3 1/2 x 1 1/2in. chrome handle, attractive gold and black dial. ★ Luxembourg, Hilversum, etc., guaranteed in reception areas. All parts available separately, itemised parts list and full assembly instructions 1/6, post free.

LAST CHANCE TO BUY

The well-known BRAYHEAD TRANS TRONIC "SUPER 60" RADIO KIT.




A complete kit to make your own transistorised Transmitter and Receiver. No soldering required. 7 different circuits to build. In original manufacturers coloured box with instructions. Ideal minded youngster. (As nationally advertised at £5.4.8).

FEW ONLY AT 49/6 P. & P. 4/-

The "AIR KING"

Our new highly successful Six transistor luxury portable with the "SLIM LINE" look. To build yourself, with printed circuit, chassis for reliability and simplicity in construction. May be used as Car Radio, with full MEDIUM wave and LONG wave coverage.

Look at these features!




★ 500 milliwatt output to high flux 7 x 3in. high fidelity loudspeaker. ★ Six selected Mullard transistors in latest super sensitive circuit, plus germanium diode. ★ Compact size—only 9 1/2 x 3 1/2 x 6in. (high). ★ Attractive three-tone cabinet. Black, Dark Grey, and Silver Grey, with gilt control knobs and all gilt fittings. ★ Coax socket for car aerial. ★ Brand new guaranteed components. ★ Push pull output. ★ Automatic volume control. ★ Long life battery. ★ Super sensitive internal ferrite rod aerial. ★ Nothing more to buy. Cabinet included. Special inclusive price for **£7.19.6**

Plus P. & P. 4/-
 Alignment service available. Full assembly details and individually priced parts list, all of which are available separately, price 1/6, post free.

The "HIGHWAYMAN"

At last a quality Car Radio to build yourself, at an economical price. Look at these features:—

★ Attractive styling. ★ Push-pull output. ★ 3 latest Mullard transistors plus valves type EBF83 and ECH83. ★ No Buzz. High Output and sensitivity. ★ Printed circuit (newest type). ★ 4" High flux p.m. speaker. ★ Medium and Long Waves. ★ Push Buttons for finetrip control. ★ Extremely low Battery consumption (less than 4 amp.) ★ Easy to fit any make car (Positive earth only). ★ 12 volt operation. ★ Compact size measures only 7" x 7" x 2" deep. ★ Easy assembly. Supplied with dial and drive already mounted.




All parts available separately but if purchased at one time, the whole will be supplied at a special inclusive price of only **£10.19.6**
 Plus 4/- P. & P.
 Parts list and comprehensive instruction booklet 2/6, post free. (Deducted from cost if complete parcel purchased later).

TAPE RECORDER CONSTRUCTORS

LATEST COLLARO STUDIO TAPE TRANSCRIBOR Latest type incorporating Record, Interlock, Lever, Button, 3 motors 3 speeds, 1i, 3i, 7i i.p.s., takes 7in. spools. Push-button controls. **NEW LOW PRICE OF £10.10.0 ONLY!** plus 7/6 P. & P. Usual H.P. facilities.

NEW TAPE RECORDER AMPLIFIER TYPE 831-V. Sub-assembled—anyone can build! Printed Circuit, all components mounted and dip soldered. Already tested. Each



lead cut to length. All that is required to complete the tape recorder is for a few components to be mounted in the cabinet and the free ends of the leads soldered to terminals which are clearly marked, everything supplied, all you need is solder iron, pliers and screwdriver. Valve line-up: EF83, ECC83, 2 x EL84, EZ81 and EM5 magic eye monitoring facilities, output socket for feeding to high quality amplifier, can be used as "straight" amplifier for record reproduction. **EQUALISING ON TWO SPEEDS. OUTSTANDING VALUE AT £11.1.0** plus 2/6 P. & P. including all necessary instructions.

ATTRACTIVE TWO-TONE PORTABLE CARRYING CASE. Suitable for above amplifier and Collaro Studio deck. Fitted with 9in. x 5in. High Flux P.M. speaker for high quality reproduction. Inclusive price £5.5.0 plus 5/- P. & P. Full list of competitively priced mics. and stands on request. The above 3 items purchased at one time, SUPPLIED CARR. PAID.

NOW AVAILABLE! FOUR TRACK STUDIO DECK AS ABOVE, FITTED WITH HIGH-FI FOUR-TRACK HEADS. PRICE £13.18.6 plus 7/6 P. & P. Four track heads supplied separately, complete with mounting bracket for Studio Deck at 92/6 pair, plus 2/6 P. & P.

TAPE RECORDER AMPLIFIER 831-IV. Exactly as 831-V but four track, suitable for the above high-fi four-track heads. Price **£12.12.0** plus 2/6 P. & P.

PRE-AMPLIFIER KIT TYPE 832-CP. Complete high quality pre-amplifier kit for use with Collaro Studio Deck. Price **£8.8.0** plus 2/6 P. & P.

N.B. Four-track deck and amplifier fit the above case, without any modification whatsoever.

TAPE ! TAPE !

For the first time in this country! Canada's Hi Fi Magnetic Recording Tape. Made by "Bel-Clear" of Canada.



Following sizes available, others to follow. **Brand New, sub-standards.** High Grade Acetate base, attractively boxed, fitted leaders, fully guaranteed.
 5in. 600 ft., 12/8; 5in. 900 ft., 15/-; 7in. 1,200 ft., 18/6; 7in. 1,800 ft., 25/-; P. & P. 6d. per spool. 3 or more post free. (Bona fide trade enquiries invited).

SPECIAL AMERICAN MYLAR DUPONT. 5in. 1,200 ft. D.P. Top quality Brand New 25/-, post free. Limited quantity only!

PLASTIC TAPE SPOOLS. Best quality. 3in., 1/3, 4in., 2/-, 5in., 2/-, 5in., 2/3, 7in., 2/6, P. & P. 6d. per spool. Orders over £1 post free.

TELEPHONE PICK-UP COIL. Designed to feed into the microphone input of either a tape recorder or any high gain amplifier. Easily attached to telephone by rubber suction attachment. The coil is electrostatically shielded to minimise hum pick-up. When positioned on telephone this model is more than adequate for a fully modulated tape recording. Brand new complete with 5 ft. cable shielded. **ONLY 14/-.** Post free.

RECONDITIONED TV SETS

ALL MAKES ★ ALL FULLY SERVICED ★ ALL GUARANTEED ★ NOT EARLY CONVERTED MODELS

14" from £6.0.0 to £9.0.0

3-month Guarantee on Tube and Valves

17" from £11.10.0 to £20.0.0

12-month Guarantee on Tube, 3-month on Valves

WE ALSO STOCK SLIM-LINES

from £23.0.0 to £33.0.0

These sets are as new

PERSONAL COLLECTION ONLY TO ENSURE SATISFACTION

REBUILT TV TUBES

All our TV Tubes are reprocessed to a high standard and are covered by a 12 MONTHS' GUARANTEE. Each tube is fitted with a new, top grade electron gun, which is identical with the original, ensuring exact plug-in replacement.

★ Personal collection advised, carriage by arrangement only. £1 refunded from the above price if you return your old tube.

PARK LANE RADIO LTD.

548 ROMFORD ROAD, MANOR PARK, E.12

Phone: ILF 6044

GZAK: This Month's Bargains

★ SHADED POLE MOTORS ★

230v. or 110v. operation. Ideal for fans, blowers or motors. One only, 12/6, plus 2/- p. & p. Or pair, £1, plus 2/6 p. & p.

AERIAL EQUIPMENT

TWIN FEEDER. 300 ohm twin ribbon feeder, similar K25, 6d. per yard. K35B Telecon (round) 1/6 per yard. Post on above feeder and cable 1/6 any length.

COPPER WIRE, 14 G., H/D 140ft. 17/-; 70ft. 8/6. P. & P. 2/-. Other lengths *pro rata*.

RIBBED GLASS, 3in. aerial insulators, 1/9 each. Shell ins. 2in. 9d. each. P. & P. 1/6. Up to 12.

CERAMIC FEEDER SPREADERS. 6in. type F.S. 10d. each. P. & P. 2/-.

CERAMIC "T" PIECES. Type A.T. for centre of dipoles, 1/6 each. P. & P. 1/-.

2 METRE BEAM 5 ELEMENT W.S. YAGI. Complete in box with 1 - 2 1/2in. mast head bracket. PRICE 49/-, P. & P. 3/6.

SUPER AERIAL CABLE. 75 ohms, 300 watts, very low loss, 1/8 per yard. P. & P. 2/-, 50 ohm, 300 watt coax, very low loss, 1/9 yd. P. & P. 2/-.

ABSORPTION WAVEMETERS. 3.00 to 35.00 Mc/s in 3 switched bands, 3.5, 7, 14, 21 and 28 Mc/s. Ham bands, marked on scale. Complete with indicator bulb. A MUST for any Ham shack, 2/6 post free.

VARIABLE CONDENSERS. All brass with ceramic end plates and ballrace bearings, 50 pF, 5/-, 100 pF, 6/6, 160 pF, 7/6, 240 pF, 8/6, and 300 pF, 9/6. All fitted with rear extension for ganging, P. & P. 1/-. Also Flexible Couplers, 1/- each. B.I. 8 MFD. 1,200 v. D.C. Wkg. Capacitors, 12/6 each. P. & P. 2/-.

CHAS. H. YOUNG LTD.

★ THE COMPONENT SPECIALISTS

Dept. "P", 170-172 Corporation St., Birmingham 4. (CEN 1635) (No C.O.D. under £1 please). (By return service)

LOOK!

TRANSISTORS 1/3

GREEN SPOT A.F. 3 volt. Only 1/3

YELLOW SPOT A.F. 6 volt 1/6.

RED SPOTS. Now only 1/9.

WHITE SPOTS. Only 2/6 each.

MULLARD TRANSISTORS

OC70 6/6, OC71 6/6, OC72 8/-, OC81 8/-, Matched pairs 16/-, OC78 8/-, OC44 9/3, OC45 9/-, OC170 9/6, OC171 10/6, AF102 27/6, AF114 11/-, AF115 10/6, AF116 10/-, AF117 9/6.

DIODES. OA70, OA79, OA81, OA90 or OA91. All 3/- each.

MULLARD BY 100 Silicon Rectifier 13/-. All the above Mullard items are 1st Grade, Boxed Goods. Not Surplus or Substandard.

TRANSISTOR HOLDERS 3 or 5 pin 1/-, BTH Diodes, Type CG12E, 1/6.

MINIATURE SURPLUS DIODES 3 for 2/- or 7/- doz.

REPAIRO TRANSISTOR TRANSFORMERS. TT49 Interstage 5/-, TT45 Driver 5/-, TT46 Output 5/-, TT47 Driver 5/-, FR2 Ferrite Rod Aerials 12/6.

EARPIECES. Crystal or Low Imp. 6/- each. Magnetic 250 ohm 8/6. All with Lead and Plug.

TRANSISTOR TRANSFORMERS LT44 Driver LT700 Output 8/- pair.

DRX1 Crystal Set Coils M & L, 3/6.

2 1/2in. SPEAKERS. Moving Coil, 11/6.

ALL SENT POST FREE IN U.K. by

PETHERICK'S RADIO SUPPLIES

22 High Street, Bideford, N. Devon
Tel.: Bideford 1217
S.A.E. with ALL inquiries please.

FIRST-CLASS RADIO AND T/V COURSES... GET A CERTIFICATE!

After brief, intensely interesting study—undertaken at home in your spare time —YOU can secure a recognised qualification or extend your knowledge of Radio and TV. Let us show you how.

—FREE GUIDE—

The New Free Guide contains 120 pages of information of the greatest importance to both the amateur and the man employed in the Radio industry. N.I.E. provides first-rate postal courses for Radio Amateurs' Exam., R.T.E.B. Servicing Cert., C. & G. Telecoms., Grad. Brit. I.R.E. Guide also gives details of range of diploma courses in Radio/TV Servicing, Electronics and other branches of engineering, together with particulars of our remarkable Guarantee of

SUCCESS OR NO FEE

Write now for your copy of this invaluable publication. It may well prove to be the turning point in your career.

FOUNDED 1885—OVER

150,000 SUCCESSES

NATIONAL INSTITUTE OF ENGINEERING
(Dept. 461), 148 HOLBORN LONDON, E.C.1

S. Africa: P.O. Box 8417, Jo'burg.
Australia: P.O. Box 4570, Melbourne.

NEW VALVES!

Guaranteed Set Tested 24-HOUR SERVICE

1R5, 1S5, 1T4, 3S4, 3V4, DAF91, DF91, DK91, DL92, DL94, SET of 4, 18/-	DAF96, DF96, DK96, DL96, SET of 4, 25/6
1D5 7/- DL92 5/11 PCL82 8/3	1R5 5/6 DL94 6/9 PCL83 10/-
1S5 4/8 DL96 6/9 PCL84 7/-	1T4 3/3 EB91 3/-
354 5/11 EBC41 7/6	PL36 9/6
3V4 6/9 EBF80 7/9	PL81 8/6
5U4G 4/8 EBL21 12/-	PL82 6/6
5Y3GT 5/3 ECC40 13/-	PL83 6/6
5Z4G 8/6 ECC81 4/6	PL84 8/-
6AM6 2/9 ECC82 4/6	PL84 8/-
6K7G 1/9 ECC83 6/3	PY31 8/6
6K8G 4/9 ECC84 7/6	PY32 11/-
6Q7G 5/6 ECC85 7/6	PY80 7/6
6V6G 4/- ECF80 6/9	PY81 6/6
6X5GT 6/6 ECF82 8/3	PY82 6/6
12K1GT 4/3 ECH42 7/9	PY83 7/3
12K8GT 9/- ECL80 6/9	U25 11/-
12Q7GT 4/6 EF40 11/-	U26 8/9
12SN7GT 7/6 EF41 7/6	UABC80 6/-
35LAGT 5/- EF80 4/3	UAB42 6/-
35ZAGT 7/6 EF85 5/9	UBC41 7/-
AC/TP 21/- EF86 8/6	UBF80 8/-
CL33 9/6 EF89 6/9	UCB85 7/6
DAC32 8/9 EF91 2/9	UCH21 11/6
DAF91 4/8 EL41 3/6	UCH42 6/6
DAF96 6/9 EL84 6/3	UCH81 8/9
DF33 8/9 EY51 7/3	UCL82 9/3
DF91 3/3 EY86 6/9	UCL83 13/-
DH66 6/9 EY89 6/6	U41 6/6
DH77 6/- EY80 5/9	UF89 6/9
DK82 10/6 EY81 6/-	U141 8/6
DK91 5/6 MU14 5/6	UL84 6/6
DK92 7/6 PCC84 6/9	UY21 10/6
DK96 7/3 PCC89 9/-	UY41 5/6
DL33 7/6 PCF80 7/6	UY85 6/3
DL35 9/6 PCF82 7/6	Z77 2/9

Postage 6d. per valve extra. Any Parcel Insured Against Damage in Transit 6d. extra. Any C.O.D. Parcel 3/- extra. Office address, no callers.

GERALD BERNARD

(Note new address—formerly of Leeds)
83 OSBALDESTON ROAD,
STOKE NEWINGTON, LONDON, N.16

"ROAMER" 7 (5 Wavebands) PERFORMANCE WILL AMAZE YOU!

★ (7 Transistor, plus 2 Diode design)

★ Med/Long Waves, Trawler Band and 2 S.W. to approx. 17 metres.

- ★ Rich-toned heavy duty 5in. Speaker.
- ★ Fine for car radio use.
- ★ Telescopic aerial for S. Waves.
- ★ FERRITE ROD AERIAL FOR M/L.
- ★ Full After Sales Service.
- ★ Air spaced gauged Tuning Condenser.

Total cost parts

£7.9.6 P.P. 5/6.

Less Case **£6.9.6**

- ★ Push-Pull output for room filling volume.
- ★ Two tone Cabinet with gilt trim.
- ★ Case size 12 x 8½ x 3½in.
- ★ Parts price list and data 3/-.



THE SUPER SEVEN

★★ (7 Transistors, plus 2 Diodes)

★ 2 R.F. STAGES.

★ Coverage of Medium, Long Waves, Trawler Band.


★ Telescopic aerial for Trawler Band.

★ Use as domestic radio, car radio or fit with strap for carry-about.

★ No aerial required.

★ 3-inch speaker but will drive a larger speaker.

★ Push-Pull Output.



SIZE: 7½ x 5½ x 1½in.

May be built for **£6.5.0** plus 3/6 post, etc.


PARTS PRICE LIST AND EASY BUILD PLANS 2/-

NEW TRANSONA-6

★ (6 Transistors, plus 2 Diodes, 8-Stage)

★ MW/LW

Powerful magnet 3in. high grade speaker. Push-pull transformers. This is a top performing receiver. Many stations listed in one evening including Luxembourg loud and clear. A pleasure to listen to. **FERRITE ROD AERIAL.** All parts sold separately, grille in red. Uses 9 volt battery. Sockets for car aerial.



Total building cost **£3.19.6** P.P. 3/-.. Size 6½ x 4½ x 1½in.

"Agreeably surprised with Trawler Band reception. Luxembourg as loud as local. Your easy build diagram helped a lot... my first attempt."—H. S., Penzance, Cornwall (poor reception area). **PARTS PRICE LIST AND EASY BUILD PLANS 1/6**

All components used in our receivers may be purchased separately if desired.

AFTER SALES SERVICE

Radio Exchange Co.

27 HARPUR STREET, BEDFORD

Phone: 2367

10 a.m. - 1 p.m. Sat. Opp. Co-op.

"POCKET-5"

(MW/LW and TRAWLER BAND) (7 Stages) (5 Transistors, plus 2 Diodes)

Designed round supersensitive **FERRITE ROD AERIAL** and fine tone moving coil speaker. Attractive case in black with speaker grille in red. On test Home, Light, Radio Luxembourg and many Continental stations were received.



Total cost of all parts required **£2.19.6** P.P. 3/-.

EASY BUILD PLANS AND PARTS PRICE LIST 1/6

PUSH-PULL FIVE

(5 Transistors, plus 2 Diodes, 7 Stage)

★ 2½in. Super-tone Loudspeaker.

★ Ferrite rod aerial.

★ Tuning condenser.


★ Volume control.

★ Case with speaker grille in red.

★ Fully tunable over med/long waves.

★ Simple assembly diagrams.

★ 250 Milliwatts Push-pull output.



Can be built for **59/6** P.P. 3/-.


★ PARTS PRICE LIST, etc. 2/-.

"Home, Light, AFN, Lux., all at good volume."—G.P. Durham.

"ROAMER-6"

5 Wavebands (M/L, T.B. and 2 S.W.)

Uses 6 top grade transistors plus 2 diodes. 3in. Speaker. Ferrite rod aerial for sensitivity. Telescopic aerial for short waves. Handsome case with gilt fittings size 6½ x 4½ x 1½in. approx. Listen to stations half a world away. Tape recorder and extra speaker socket.



Total cost of parts **£6.9.6** Post & Packing 3/-

Plans, parts price list 3/-.

ULTRA VIOLET BULBS

Easy to use source of UV for dozens of practical and experimental uses. 12 volt 36 watt AC/DC SBC 8/6. P. & P. 1/-.

Set of 4 colours FLUORESCENT Paint. Red, Yellow, Green and Blue in 1 oz. tins ideal for use with the above Ultra Violet Bulbs. 9/6. P. & P. 1/6.

BUILD AN EFFICIENT STROBE UNIT FOR ONLY 37/6.

The ideal instrument for workshop, lab. or factory. This wonderful device enables you to "freeze" motion and examine moving parts of stationary. We supply a simple circuit diagram and all electrical parts including the N&P2 Strobe tube which will enable you to easily and quickly construct a unit for infinite variety of speeds, from 1 flash in several seconds to several thousands per minute.

N&P2 CV2296 STROBOTRON FLASH-TUBE made by Ferranti, brand new, I.O. base. Price 15/-. P. & P. 1/-.

MAGNETIC COUNTERS 10 IMPULSES PER SECOND

Very latest High Speed type ex P.O. guaranteed perfect. Type No. 100B, coil 2,300 ohms, for 48 volt D.C. operation (will work on 36 volt), overall size 4 x 1 x 1 1/2 in. Also available, type 101A which can be used as an interesting accessory with our Strobe unit. Either type price 15/-. P. & P. 1/6.



Variable Voltage Transformer

Input 230 v. A.C. Output 0-260 v. at 2.5 amp. Fully shrouded. New. £5.19.6. Inc. carriage. Also available from stock, 5, 8, 10 and 20 amp. Write for details.



ORP 60 MULLARD CADMIUM SULPHIDE PHOTOCELLS

With mounting and leads including circuit for making light sensitive switches. 7/6. Post paid.

SIEMENS H.S. RELAY. Very latest type, sealed. H96E. 1,700 ohms plus 1,700 ohms, single C/O contacts. Price 16/6 each, plus 1/- P. & P.

Miniature LEDEX Switch. 24 volt D.C. operation. Two bank 11 position plus Homing Contact. A miniature and compact form of uniselect. Ex brand new equipment. 32/6. P. & P. 2/-.

500 MICROAMP SUB-MINIATURE M/C METER. 1 1/2 in. diameter, flush mounting, single hole fixing. Scaled 0-1 mA. Supplied with Resistor for use as mA if required. 20/6 plus 1/- P. & P.

230 VOLT A.C. GEARED MOTORS Type B16G 80 r.p.m., .26 lb. inch, £1.19.6. P.P. 2/-.



12 v. D.C. Reversible Motor with tremendous power weight ratio, 3 position switch, Weight 2.1 ounces. Size 1 1/2 x 1 1/2 in. dia. Speed 7,000 R.P.M. Self lubricating. 15/-. plus 1/- P. & P.

AVO METER MODEL 7. Individually tested on all ranges and guaranteed. Inclusive of Test Leads. £11.0.0 each. P. & P. 5/-. Case 20/-.

MINIATURE LEAD ACID ACCUMULATORS. (Brand New.) 2V. 1.5 A.H. Size 4 x 1 1/2 x 1 1/2 in. Wt. approx. 1 lb. 16/6 for 3. P. & P. 1/6.

SERVICE TRADING CO.

All Mail Orders also callers. 47-49 High Street, Kingston on Thames Tel.: KINGSTON 9450 Personal callers only 9 Little Newport Street, London W.C.2 (off Leicester Square) Tel.: GERRARD 0574

Lewis have the Cabinet for you

We can supply any cabinet to your own specification This is only one example of—

THE LARGEST RANGE OF CABINETS IN THE COUNTRY

Equipment is also our speciality.



The Grosvenor Price 15 gns.



The Lowboy Price 24 gns.

LEWIS radio

100 (P43) Chase Side, Southgate, London, N.14. Tel 3733/9666

Send today for the two new Lewis Catalogues

Designed to assist your choice of cabinet and equipment.

THE New Lewis Radio Cabinet Catalogue—the most comprehensive ever prepared. THE unique 64-page equipment catalogues.

Please send your two new catalogues, enclosed is P.O. for 3/6 which will be credited against any purchase I make

Name

Address

BLOCK CAPITALS PLEASE

NOW ANYONE CAN AFFORD TO TRAIN TO BE AN EXPERT IN RADIO and ELECTRONICS

EVEN QUALIFY FOR A CERTIFICATE

It's the most exciting news of the year! Just imagine. You can get 35 large, fact-packed lessons for little more than 1/- per lesson! The lessons are crystal clear, practical, easy to master and use. Early lessons make fundamentals clear even to the beginner, while other lessons will give you the practical "know-how" of an expert.

Compares favourably with some courses costing ten times as much. You save because you receive all the lessons at one time and are not required to purchase equipment you do not need.

This is a real home-study course that has been bound into one giant 8 x 11 in. 216 page manual. Each page is divided into two columns. A wide column features the text, while a narrow column at the side has the instructor's comments, helpful suggestions and additional pictures to simplify the difficult parts.

Everyone can benefit from this practical course. No old-fashioned (or pseudo modern) methods used here. Just straight forward, easy to understand explanations to help you make more money in electronics.

As an optional extra, you may pay a further fee if you wish to take the Sim-Tech radio and electronics examination. Students who attain a minimum of 60% correct answers can qualify for a certificate of proficiency in basic radio and electronics. Details sent with each course ordered.

You must be convinced that this is the best value you have ever seen in electronic training, otherwise you can return the manual (or have your money refunded if sent with order) after you have examined it in your own home for a period of seven days.

The price? Only 36/-, plus postage.

FREE TRIAL OFFER!

To SIM-TECH TECHNICAL BOOKS, Dept. WA10, Gater's Mill, West End, Southampton, Hants.

RUSH Radio and Electronics Course for seven days examination. If I keep the course I can either pay 37/6d, cash or 12/6d, deposit after seven days and two payments of 12/6d, monthly. Otherwise I will return the course post-paid and owe nothing.

SAVE! Send only 36/- if paying cash with order. (We pay postage.) Same 7-day money-back guarantee.

Name

Address

City County

RETURN-OF-POST SERVICE

We offer a really efficient Mail Order Service on all items stocked. All cash orders are dealt with on the day of receipt. ★ Hire purchase orders are subject to slight delay but this is kept to the absolute minimum.

● **PICK-UP CARTRIDGES—SPECIAL OFFER**
B.S.R. T-AM (Mono) 19/6; ACOS GP672 (Mono) 12/6; RONNETTE 1045 (Stereo) Mono) 27/6. All post free. All Brand New and complete with fixing brackets.

● **ILLUSTRATED LISTS**
 Illustrated Lists are available on LOUDSPEAKERS, TAPE DECKS, TEST GEAR, GRAMOPHONE EQUIPMENT, AMPLIFIERS. Any will be sent free upon request.

● **STEREO COMPONENTS**
 Morsante ganged potentiometers as specified for the Mullard circuits. ★ Log/Anti-Log, 500k, 1 meg., 2 meg. ★ Log/Log, 50k, 250k, 1 meg., 2 meg. ★ Lin/Lin 250k, 500k, 1 meg. All 10/6 each.

● **TRANSISTORS**
MULLARD. Reduced prices. Current production types, not rejects. All in makers' boxes. Postage 3d. on each. OC44, 9/3; OC45, 9/-; OC70 and OC71, 9/6; OC72, 9/-; OC72 Matched Pairs, 16/-; OC78, 8/1; OC81, 8/-; OC170, 9/6; OC171, 10/6.

● **AMPLIFIER KITS**
 We have full stocks of all components for the Mullard 510, Mullard 3-3, Mullard 2 and 3 Valve Pre-amp, Mullard Stereo, Mullard Mixer, GEC 912 Plus. Fully detailed list on any of these sent upon request.

Instructional Manuals: All Mullard Audio Circuits in "Circuits for Audio Amplifiers" 0/5, GEC912, 4/6. All post free.

● **TRANSISTOR YOUR CRYSTAL SET**
 We have two designs for Transistor amplifiers which can be used to greatly improve the signal from any crystal set. RLD4 Kit, one stage 12/-; RLD5 Kit, two stage 21/-; both post free. The kits are easy to build and very detailed instructions are supplied. Leaflet available.

● **CLOSE TOLERANCE CONDENSERS**
 Radiospares first grade Silver Mica. Tolerance—up to 39pf. ±1pf. 47pf. up +1%, 4.7, 10, 15, 18, 22, 27, 33, 39, 47, 50, 56, 68, 75, 82, 100, 120, 150, 180, 200, 220, 250, 270, 300pf. All 9d. each. 330, 390, 470, 500, 556, 680, 815p. All 1/2 each. 1000, 1500, 1800, 2200, 2700, 3600, 4700, 5000pf. All 1/9 each. Postage extra.

● **RESISTORS**
 All preferred values from 10 ohms to 10 meg. 1 watt rating. List of values available.
 Carbon. Size 1 x 1/2 in. 10% tol. 5d. each.
 HIGH STABILITY. Size 1 x 1/2 in. 5% tol. 9d. each.
 Miniature Wire Wound. 5 watt, 5% tol. Size 1 x 1/2 in. 15, 25, 30, 39, 50, 68, 75, 100, 125, 150, 180, 200, 220, 250, 270, 300, 350, 400, 470, 680, 750, 820 ohms. 1k, 1.2k, 1.5k, 1.8k, 2.2k, 2.7k, 3k, 3.3k, 3.9k, 4.7k, 5.6k, 6.8k, 8.2k. All 1/6 each. Postage extra on all above.

● **NEW MULLARD CONDENSERS**
 We now stock the following range of the new Mullard Miniature Pol and Polyester condensers as used in the latest TV and Transistor sets. Fully detailed list available giving full technical information and dimensions.
 Miniature Pol. 30 volt working for Transistor sets. .01mf. 7d.; .022mf. 9d.; .047mf. 9d.; .1mf. 11d.
 Polyester Tubular capacitors. Moulded outer case designed to withstand accidental contact with the soldering iron. Tolerance 10%. 125v. range: .01mf, .022mf, .047mf. All 9d. each. .1mf. 1/2; .22mf. 1/3; .47mf. 1/6; 1mf. 3/-.
 400v. range: .001mf, .002mf, .0047mf, .01mf, .022mf. All 9d. each. .047mf. 1/2; .1mf. 1/3; .22mf. 1/6; .47mf. 2/5. Postage extra.

● **TAPE RECORDING EQUIPMENT**
TAPE DECKS
 ALL CARRIAGE FREE Cash Price Deposit Mthly/Pmts
 B.S.R. TD2 £8.19.6 £1.16.6 12 of 13/7
 Latest COLLARO Studio £10.19.6 £2.3.6 12 of 16/4

● **TAPE AMPLIFIERS**
 We now stock the Martin Recorder Kits. These are partly assembled kits for complete tape recorders. The Amplifier Printed Circuit Panels are completely wired, but the assembly of this and external components is left to the constructor. Very complete instructions are supplied. Send for leaflet.
MODEL C for Collaro Studio Deck £11.11.0
MODEL B for BSR TD2 Deck £8.8.0

● **CARRYING CASES.** Smart carrying cases are available to take the above amplifiers and decks. Fitted with speaker. For Model B Amplifier and Collaro Deck, £5.5.0. For Model B Amplifier and BSR Deck, £4.4.0.
 H.P. Terms available for amplifiers, cases and decks.

● **TAPE PRE-AMPLIFIERS** We stock complete kits and all components. Send for list.
MARTIN Pre-amp kit for Collaro Studio Deck £8.8.0.

● **"BRAND FIVE" RECORDING TAPE** Post free.
 Long Play: 900ft. (5"), 18/6; 1200ft. (5 1/2"), 23/6; 1800ft. (7"), 35/-.

● **JASON F.M. TUNER KITS**
 Kits supplied complete with every item needed including instruction manuals. Fully detailed list available. Separate items supplied, ask for price list. H.P. Terms available on any kit.
FMT1. £6.12.6; **FMT2** (less power), £7.15.0.
FMT2 (with power), £9.12.6; **FMT3** (less power), £9.9.6.
FMT3 (with power), £11.7.6. Mercury 2, £10.14.6.
 JTV7, £14.12.6.

● **P.W. STRAND, MAYFAIR & SAVOY UNITS**
 We stock parts for the P.W. Strand Amplifier, Mayfair Pre-Amplifier and Savoy FM Tuner. Detailed price lists are available.

● **LATEST TEST METERS**

	Cash Price	Deposit	Hire Purchase Mthly/Pmts.
AVO Model 8 Mark II	£24. 0.0	£4.16.0	12 of £1.15. 2
AVO Model 8 with leather carrying case	£27.18.0	£5.12.0	12 of £2. 0.11
AVO Model 7 Mark II	£21. 0.0	£4. 4.0	12 of £1.10.10
AVO Multimeter	£9.10.0	£1.19.0	12 of 14/4
AVO Multimeter with leather carrying case	£11. 9.0	£2. 5.0	12 of 17/-
TAIYAIR MODEL 127A	£10.10.0	£2. 2.0	12 of 15/8
CABY A-10	£4. 7.6	£1. 7.6	3 of £1. 6.8
CABY B-20	£6.10.0	£2. 0.0	3 of £1.13.4
CABY M-1	£2.14.0	—	—

Full details of any of the above supplied free on request. *To: AVO Models 7 and 8 are both latest models from current production—not to be confused with Government Surplus*

● **OUTPUT TRANSFORMERS**
GILSON: W0696A, W0998B, 50/6, post 2/6. W0710, 55/6, post 2/6. W0302, 62/3, post free. W0767, 27/-; post 1/6. W01796A, 57/6, post 2/6. W01932, 84/-, post free.
PARTRIDGE: P3667, 75/-; P4131, 65/-; P5202, P5203, £5.18.6. All post free.
PARMEKO: P2629, 47/6; P2642, 45/-; P2643, 47/6. All plus post. 2/- P2641, 26/6; P2623, 16/-; P2631, 2/-; P2632, 41/-, post 2/6.
ELSTONE: Q1, 27/6, 45/-, post 2/6; Q2, 27/6, 25/-, post 2/6.

● **MAINS TRANSFORMERS**
GILSON: W0741A, 83/-, post free; W0639, 48/6, post 2/6; W01329, 58/6, post 3/6; W01298, 58/-, post 3/6; W01568, 80/-, post free; W01341, 30/-, post 2/6.
PARMEKO: P2631, 35/-, post 2/6; P2630, 54/9, post 3/3; P2644, 76/6, post free; P2930, 41/-, post 3/3; P2931, 56/9, post 3/3.
ELSTONE: MT/MU, 45/-, post 3/3; MT/M, 35/-, post 3/3; MT/150, 42/-, post 3/3.

● **MARTIN STEREO AMPLIFIER KITS**
 Printed circuit, already wired and tested. Only requires wiring to mains and output transformers. Complete kit with plastic enclosure and full instructions, £5.6.0.

● **GRAMOPHONE EQUIPMENT**

ALL LATEST MODELS
 ALL POST FREE

	Cash Price	Deposit	Hire Purchase Mthly/Pmts.
GARRARD AUTOSLIM (Mono PU)	£7. 2.6	£1. 8.6	12 of 11/2
GARRARD AUTOSLIM De-luxe (TC8 Mono PU)	£11. 9.0	£2. 6.0	12 of 16/11
GARRARD AUTOSLIM De-luxe (Stereo/Mono PU)	£12. 5.4	£2. 9.4	12 of 18/-
B.S.R. UA14 (TC8 Mono PU)	£6.18.6	£1. 7.6	12 of 11/-
B.S.R. UA14 Monarch (TC8 Stereo/LP778)	£7.19.8	£1.11.8	12 of 12/4
B.S.R. UA16 (TC8 Mono PU)	£7.19.8	£1.11.8	12 of 12/4
B.S.R. UA16 (TC8 Stereo/LP778)	£8.19.6	£1.15.6	12 of 13/8
B.S.R. TU12 (TC8 Mono PU)	£16.12.6	£3. 6.8	12 of 13/8
B.S.R. GU7 (TC8 Mono PU)	£4.18.8	£1. 8.8	3 of £1.6.8
GARRARD SERP10 (Mono PU)	£5. 9.11	£1.12.11	3 of 29/-
GARRARD JIF (GC8 PU)	£12.12.0	£2.10.0	12 of 18/6
PHILIPS AG1016	£12.12.0	£2.10.0	12 of 18/6

Many of the above can be supplied for stereo working. See our Gramophone Equipment List for details.

● **LOUDSPEAKERS**
GOODMANS: Axlette 8in., £5.5.7; Axlom 10in., £6.5.11; 12in., Axlom 30l, £14.7.0; 12in., Axlom 30l, £14.10.0; 12in., Audiom 5l, Buss, £8.14.0; 12in., Audiom 6l Buss, £13.14.0; Treban Tweeter, £6.4.0; CX3000 Crossover unit, £1.19.0.
WHITELEY: HP106 10in., £7.0.0; HP102 10in., £4.7.6; HFN16 8in., £6.0.0; T816 8in., £5.13.6; T10 Tweeter, £4.8.3; T359 Tweeter, £1.10.6; CX3000 Crossover unit, £1.11.6; CX1500 Crossover unit, £2.0.0. H.P. Terms available on all speakers.

★ **TERMS OF BUSINESS**
 Cash with order of C.O.D. We charge C.O.D. orders as follows: Up to 23, minimum of 3/2. Over 23 and under £5 1/6, over 25 and under £10, 1/6. Over £10, no charge. Postage extra on CASH orders under £3 except where stated. Postage extra on overseas orders irrespective of price.

WATTS RADIO
 (MAIL ORDER) LTD.
54 CHURCH ST., WEYBRIDGE, SURREY
 Telephone: Weybridge 47556
 Please note: Postal business only from this address
 Callers welcome by appointment

★ **HIRE PURCHASE TERMS** are available on any item. Repayments may be spread over 3, 6 or 12 months. Details as follows: Three months: Deposit 6/- in the £. Service charge 5 per cent. but minimum charge of 10/- Six and Twelve months: Deposit 4/- in the £. Service charge 10 per cent. but minimum charge 20/-.

TELESCOPIC AERIALS

Beautifully made, ideal for portable radios. Chrome plated, 6 1/2" closed extending to 30" in 5 sections.

Bargain at P. & P. 9d. **7/-**
 4 1/2" closed extending to 26" in 6 sections. Slides right into radio case with only 3/4" showing.
 P. & P. 9d. **14/6**

The NORPAK MAINS POWER PACK KIT FOR TRANSISTOR RADIOS


Operates your radio direct from mains. Miniature Size—4 x 2 x 1 1/2 in. In attractive two-tone plastic case. Assembled in an hour. Normal output 9 v. 100 mA. (Adjustable) Full Mains Transformer. Full wave silicon diodes. Cartridge fuse.
Complete Kit with Plans 35/- Plus 1/6 P.P.
 (Ready assembled 45/-).

VENTURE-1

SHORT WAVE KIT
 2 Wave Bands—Band Spread Extra Stage
 complete **9/6**
 P.P. 2/6.

P.W. MERCURY-6 MK. II

M. & L.W. 6 TRANSISTOR SUPERHET. 500 mW OUTPUT.



IN THE EXCITING NEW ELEGANTLY DESIGNED CABINET. This model gives a superb performance on its 7 x 4 in. speaker and really "pulls-in" Luxemburg.
 ● Printed Circuit.
 ● High Q Internal Ferrite Aerial.
 ● Built in Mains Operation (30/- extra)
All parts required £10.76 P.P. 3/6.

PW6 POCKET SUPERHET

MEDIUM AND LONG WAVE RADIO

Every month this fine Radio continues to be proclaimed by our customers as a winner. It packs the stations in at terrific volume everywhere.

Parts available separately.

● 450 mW Push-Pull Output on 2 1/2 inch P.M. Speaker.


● Printed Circuit.

● Guaranteed First-Grade Miniature Components.

● High Q Internal Ferrite Rod Aerial.

All parts Required **£7.19.6** Plus 2/6 P.P.

Building plans 1/9 (Free with Kit).



PAY AS YOU BUILD SCHEME

AT NO EXTRA COST the above kits may be bought in 3 complete stages of 53/2 (P.W. 6.) or 69/2 (Mercury 6) each plus 1/6 P.P. (state A, B or C when ordering).

ALIGNMENT SERVICE

We offer a very comprehensive service for both the above purchased from us including fault finding at reasonable charges. Alignment only 12/6. P.P. 2/-. When sending DO NOT include speaker or case (to minimise postal damage).

WE GUARANTEE TO MAKE YOUR SET WORK

NORCOL LTD
 ELECTRONIC COMPONENTS

147 LONDON ROAD, YORKTOWN, CAMBERLEY, SURREY
 Phone: CAMBERLEY 3743

FREE TO AMBITIOUS ENGINEERS

— THE LATEST EDITION OF ENGINEERING OPPORTUNITIES

Have you sent for your copy?
ENGINEERING OPPORTUNITIES is a highly informative 156-page guide to the best paid engineering posts. It tells you how you can quickly prepare at home for a recognised engineering qualification and outlines a wonderful range of modern Home Study Courses in all branches of Engineering. This unique book also gives full details of the Practical Radio & Electronics Courses, administered by our Specialist Electronics Training Division—the B.I.E.T. School of Electronics, explains the benefits of our Employment Dept. and shows you how to qualify for five years promotion in one year.

We definitely Guarantee
"NO PASS — NO FEE"

Whatever your age or experience, you cannot afford to miss reading this famous book. If you are earning less than £25 a week, send for your copy of "ENGINEERING OPPORTUNITIES" today—FREE.

WHICH IS YOUR PET SUBJECT?

- Mechanical Eng..
- Electrical Eng..
- Civil Engineering,
- Radio Engineering,
- Automobile Eng.,
- Aeronautical Eng.,
- Production Eng.,
- Building, Plastics,
- Draughtsmanship,
- Television, etc.

GET SOME LETTERS AFTER YOUR NAME!

- A.M.I. Mech.E.
- A.M.I.C.E.
- A.M.I. Prod.E.
- A.M.I.M.I.
- A.I.O.B.
- A.F.R. Ac.S.
- B.Sc.
- A.M. Brit. I.R.E.
- City & Guilds
- Gen. Cert. of Education
- Etc., etc.

PRACTICAL EQUIPMENT

Basic Practical and Theoretical Courses for beginners in Radio, T.V., Electronics, Etc., A.M. Brit. I.R.E. City & Guilds Radio Amateurs' Exam. R.T.E.B. Certificate P.M.G. Certificate Practical Radio Radio & Television Servicing Practical Electronics Electronics Engineering Automation

INCLUDING TOOLS!

The specialist Electronics Division of B.I.E.T. (incorporating E.M.I. Institutes) NOW offers you a real laboratory training at home with practical equipment. Ask for details.

B.I.E.T. SCHOOL OF ELECTRONICS



POST COUPON NOW!

Please send me your FREE 156-page "ENGINEERING OPPORTUNITIES" (Write if you prefer not to cut page)

NAME

ADDRESS


SUBJECT OR EXAM THAT INTERESTS ME

SE/21

BRITISH INSTITUTE OF ENGINEERING TECHNOLOGY (Incorporating E.M.I. Institutes)
 (Dept. SE/21), 29 Wright's Lane, London, W.8

THE B.I.E.T. IS THE LEADING ORGANISATION OF ITS KIND IN THE WORLD.

Tape Recorders



One of the easiest ways to learn anything is to "tape" it and then keep playing it back. Try this new technique—you will be amazed. The industrious Japanese have really gone to town on tape recorders this year and many bargains are on offer. It is the writer's opinion that there is bound to be a big demand for them, so there is a good reason why you should buy your tape recorder immediately. KIT OF PARTS £4.19.6 or ready assembled model £4.19.6, plus 5/- Carr. & Ins.

Waterproof heater wire. 16 yds. length. 70 watts. Self-regulating temperature control. 10/- post free.

Limited Quantity Only

Waterproof heater wire. 16 yds. length. 70 watts. Self-regulating temperature control. 10/- post free.

Building A 'Scope?



3in. oscilloscope tube, American made type No. 8E7, 6.3 v. 0.6 amp. heater. Electrostatic deflection. Brand new and guaranteed with circuit diagram of scope, 15/- each, plus 2/6 post and insurance.

Miniature Circuit Breaker (Or repairable fuse)

You will have experienced the annoyance of having to repair a fuse especially in the middle of an experiment or repair job. Save yourself this bother by installing a simple circuit breaker. All you have to do then (if you touch the wrong wires together) is to re-secure (push in) the circuit breaker. Offered with instructions at 15/- each. (Will save its cost in time and temper in no time).

All Purpose Auto Transformer

Ministry reference 10K/143. This will convert 230 v. to 110 v. or 230 v. to 460 v. Use it also as a filament transformer 230 v. to 6.3 v. 5 amps, or 230 v. to 12.6 v. 3 amps. Price 12/6. Post and packing 2/6.

Ice-Stat

This is a small thermostat which cuts on and off at around freezing point. Has many uses, one of which could be an ice warning device to be fitted under your motor car. Price 7/6. Post 1/-.

15 amp. Thermostat (Sunvic)

Adjustable over a fairly wide range of temperatures but set for 70°F., suitable for wall mounting to control room heaters. Exceptional bargain at 9/6, plus 1/- post and ins. Crackle finish and calibrated case, suitable for mounting this (only minor adjustment), 5/- extra.

Adjustable Thermostat



Suitable for industrial or domestic purposes, such as controlling furnace over, immersion heater etc. Can also be used as a thermostat or fire alarm. Made by Sunvic these are approximately 17" long and adjustable over a range 0° to 550°F. The contacts are rated at 15 amps, 250 volts, and the adjustment spindle, which comes to the top, can be fitted with a flexible drive for remote control or just a pointer knob for local control. Listed at £3 or £4 each, these are offered at only 12/6 plus 2/6 postage and insurance.

THIS MONTH'S SNIP!


CABINET & PICK-UP

Made for a famous company intending to make a Battery Record Player but changing their minds. This is an extremely fine looking cabinet, must have cost at least £2 to make. It is complete with handle and fasteners as illustrated. Also included in the parcel is a Cosmocord pick-up with crystal cartridge and sapphire stylus. Both items new and perfect. Only 19/6, plus 4/6 post and insurance.



MULTI-METER BARGAINS


MODEL TP55. (illus. on left). 20,000 ohms per volt. D.C. volts, 5 ranges up to 1,000; A.C. volts, 5 ranges up to 1,000; resistance, 2 ranges up to 10 meg.; capacity, 2 ranges up to 1 decibels—20 to 26. One switch control, really beautifully made precision instrument, size only 3 1/2 x 5 1/2 x 1 1/2", price only £5.19.6. Post free.



MODEL TP10. Similar in size and appearance to TP85, but sensitive 2,000 ohms per volt. Price £3.19.6. Post free.

MODEL 500. Similar size to above but 30,000 ohms per volt. Price £8.19.6. Post free.

The 'Good Companion' Mk.II using Transfitters



In the 'de-luxe' cabinet as illustrated it costs £10.19.6 to build—but what a sell! Scan these pages; you will find nothing to compare with its specification. It uses transfitters instead of I.F. transformers, has variable feedback as well as all the usual features: A.V.C., Push-pull output, Ferrite Aerial, Slow Motion Tuning, etc., etc. and is a very powerful Medium & Long Wave set, conservatively rated at 750mW. Every component used is by a famous maker, such as American Philco, Mullard R.F. transistors, Mullard A.F. transistors, Jackson Brothers' tuning condensers—Rola's excellent loudspeakers—Dunhill—T.C.C.—Morganite resistors and controls. Also full after-sales service available.

You will definitely be doing the right thing if you buy a 'Good Companion'.

DO YOU EVER FORGET?

This Pocket Secretary could eliminate the trouble (often embarrassment) your forgetfulness causes you—the will stay in your jacket pocket and as long as you can think the will capture and store ideas—notes—formulas—appointments—anything you can say or sing! then at your command she will play them all back to you.



Undoubtedly one of the smallest precision tape recorders made. Entirely controlled by push buttons, you can record and play back with the instrument in your pocket. It is a full-function machine using standard 1" tape and easy to replace batteries. Speaking and playing back is from the same (crystal) microphone.

Specifications: Dimensions: 6 1/2 x 2 1/2 x 1 1/2 in. weight: 14 oz. recording time: 12 mins. rewinding time 4 mins. recording system: D.C. Bias, erasing system: Magnetic erasing, wow and flutter: within 2%, and frequency response: 500-1,200 c/s (within -6dB).

NOW ONLY £9.19.6

Complete ready to work.

Speaker Bargain



12in. High-fidelity loudspeaker. High flux permanent magnet type with standard 8 ohm speech coil. Will handle up to 12 watts. Brand new by famous maker. Price 27/6, plus 3/6 Post and Ins.

Hi-Fi Snip—Infinite Wall Baffle

Nicely veneered and polished. Corner fitting (attaches to picture rail). Takes up no floor space. Gives really fantastic results with only low-priced 8in. speaker. Fitting for tweeter. Only 45/- each. Carr. and ins. 3/6.

Hi-Fi Speakers

E.M.I. Ceramic magnet 12,000 lines, size 13 x 8in. (roughly equivalent to 12in. round speaker). Bass frequency 40-50 c/s. Handles up to 10 watts. Price 33/6, plus 5/- carriage and insurance. State whether 15 ohm or 8 ohm.

Gramophone Motor

E.M.I. 4-speed with turntable and pick-up on control board £4.5.0, plus 5/- post and ins. Suitable for mounting same in cupboard or drawer, 12/6. Post free if ordered with motor.

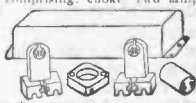
Infra-Red Heaters

Make up one of these latest type heaters ideal for bathroom, etc. They are simple to make from our easy-to-follow instructions—uses silica enclosed elements designed for the correct infra-red wavelength (3 microns). Price for 750 watt element and instructions, 15/6. Plus 2/6 post and ins.



Fluorescent Light Bargain

Kit of parts comprising: choke two lamp holders, starter holder and 2 starter. 40 watt. 19/6; 80 watt. 27/6. Plus 2/6 post and insurance.



Xaxley Switches

Table listing Xaxley Switches with columns for pole count, way count, and price. Includes a note: 'Special prices for quantities.'

ELECTRONIC PRECISION EQUIPMENT LTD. 266 LONDON ROAD, CROYDON, SURREY Tel: CROYdon 6558 (Half day Wednesday)

REPANCO

MINIATURE TRANSISTOR TRANSFORMERS

- ★ Overall Size 2" x 1 1/2" x 1/2"
- ★ High Permeability Laminations
- ★ Fully Impregnated
- ★ Printed Circuit Pins
- ★ Clearly Colour Coded
- ★ Bifilar Windings
- ★ Trade Supplied

- Type TT45 Driver Transformer for Double-ended Push-Pull. Ratio 4.5 : 1+1
- Type TT46 Push-Pull Output Transformer for 3 ohm Speaker. Ratio 4+4 : 1
- Type TT47 Driver Transformer for Single-ended Push-Pull output using 35 ohm Speaker. Ratio 4.5 : 1+1
- Type TT49 L.F. Interstage Coupling Transformer. Ratio 4.5 : 1

ALL TYPES 5/- EACH (post 3d.)

Send 3d. stamp for complete list of Repanco Coils and transformers for the Home Constructor

RADIO EXPERIMENTAL PRODUCTS LTD

33 MUCH PARK STREET COVENTRY

PADGETTS RADIO STORES

OLD TOWN HALL, KNOWLER HILL, LIVERSEDGE, YORKS.

Phone: Cleckheaton 2866

Type 46. RX-TX. Complete with two ARP12, one AR8, one ARTP2, one APT4, one APP37, less crystals, coils and send-receive switch, but otherwise complete. These sets are in new condition. 8/6. Post 3/8. Grade two store soiled, 4/6. Post 3/9.

Bomb Computers in new condition. Full of gears, motors, etc. 30/- Carr. B.R.S. 10/-.

P.M. Speakers, all 3 ohms. Removed from TV sets, perfect condition. Rola 6 x 4in., 5/-, Goodmans 7 x 4in., 6/-, Philips 5 in. round, 5/-, Rola B and A round, 3/6, 6in. dish, 5/-, 8in. round, 6/-, Post extra on any speaker 2/-, Up to six can be sent for 3/6.

Germanium Diodes, 4/6 per doz. Post free.

Grade 1 Transistor Type X.A. 101, 3/6, post free. 30/- per doz.

New Miniature Panel Meters. 0-1 ma. 22/6. Post 1/3.

New Boxed Valves, Post Free. ARP12, 1/6, 6 for 5/6, Box of 50, 20/-, X41, 4/-, 6K7, 2/-, 6L6 Metal 7/-, 6V6GT 5/-, VR150/30 6/6, 6C4 2/-, 9001 9d., 5/- doz., 6V5 3/-, EL81 1/6. Also new valves ex-units, EF91 1/9, EB91 1/9, 5Z4 5/6, 6X5 4/6, 12A6 Metal 2/6, 5U4 2/6, 6J6 2/6, 807USA 5/-, 6V8 3/-, 6V6GT 4/-, AC/2 per 4/-, 12AT7 2/6, EF50 6/- per doz., 1/9 each, 6P6 2/6.

Valves removed from TV sets, all post free, all tested on a Mullard valve tester and are 100% as new. They carry a three months Guarantee. We also have a large stock of old type radio valves and other TV valves not listed.

ECL80 4/-, ECC82 5/-, EL38 4/-, EY51 2/6, EF80 4/6, EB91 9d., EF91 9d., 6F1 1/-, 6F13 2/-, 6P14 5/-, 6L6D 5/-, 6SN7 2/9, 6X6 2/6, 6C6 2/6, 6CL82 6/-, 10C2 5/-, 10F1 1/-, 10P13 5/-, 10P14 5/-, 20D1 3/-, 20P1 5/-, 20L1 5/-, 18BT 8/6, U281 5/-, U282 5/-, U329 5/-, KT36 5/-, PL51 5/-, PL52 5/-, PY81 4/-, PY82 5/-, FY80 5/-, PZ30 4/-, PCF80 4/6, PCC4 4/6, PCL85 6/-, PL83 5/-, PL33 4/-, B36 4/-, NF3 5/-, L63 3/-, 6J5 3/-, 27SU 5/-, U12 4/-, X80 1/6, 10/- per doz. Grade 2 6d., 4/- per doz.

Perfect Reclaimed Tubes, 6 months guarantee, 12in. 17/-, 14in. 30/-, Carr. and Ins. 7/6.

Tube Unit complete with VCR97 and Valves in good condition. 22/6, carr. 7/6.

H.P. Motors-1400 R.P.M., 230-250 volts. Removed from washing machines, 25/-, carr. 7/-.

P.C.R. COMMUNICATIONS RECEIVER

Type PCR. Has self contained speaker. Covers 850-2000, 200-550 and 16-50 metres. AS NEW CONDITION. £6.19.6
 Type PCR-2. Requires external speaker. Covers 850-2000, 200-500 and 13-50 metres. USED (Good condition). £5.19.6
 Type PCR-3. Requires external speaker. Covers 200-500, 120-43 and 43-13 metres. USED (Good condition). £8.8.0
 Carriage (any type) 10/6. Full details S.A.E. Any model fitted with BRAND NEW INTERNAL POWER SUPPLY, guaranteed ready for use on A.C. mains. £2 extra.

SILICON RECTIFIERS. Type 1EA2 (1 x 1 in.) will handle 250 volts at up to 500 mA. Replaces any TV metal rectifier. 7/6.

MOVING COIL PHONES. Finest quality Canadian with Chamois ear muffs and leather-covered headband. With lead and jack plug. Noise excluding, supremely comfortable. BRAND NEW 22/6, post 1/6.

AVO L.C.R. BRIDGE. Capacity 5 pFd to 50 mFd. Resistance 5Ω to 50Ω. Inductance can be measured against external standard. Balance is indicated on a meter which can be used as a valve voltmeter from 0.1 to 15 v. Leakage test and Power Factor scale. A.C. mains operation. Tested and guaranteed and in superlative condition. £9.10.0, plus 5/- P. & P.

R-107 POWER UNITS. A complete sub-chassis from the R-107 set. Operates from AC mains 110/200-250 and can also be used from a 12v car battery. Output 250v HT and 12v LT. Ideal for 52 set (instructions and resistor supplied). Complete with circuit input plugs, 6X5G rect. and vibrator. Unused. Tested and in original cartons. 45/-, carr. 5/-.
 R-107 R.F. UNIT. As well as a replacement front end for the R-107 this unit will make a good front end for a home constructed receiver. The R.F. mixer and oscillator coils with the associated tuning condenser, dial and dual ratio drive covers 1.2 Mc/s to 17.5 Mc/s in 3 wavebands. I.F. output is 465 Kc/s. Less valves with circuit. New and unused. Real bargain. 35/-, carr. 3/-.

AERIAL KITS. Comprising seven 4ft. aerial rods which will make a 16ft. and a 12ft. aerial. There is also an aerial base with a ground spike. All contained in a steel carrying tube with web strap. 22/6, plus 4/- carr.

WESTON ANALYSER MODEL 772 Type 6 (U.S.A.). A.C./D.C. VOLTS 0.25-2.5 10, 50, 250 & 1000 D.C. CURRENT 0-100µA, 1mA, 10mA, 50mA, 250mA, 1A & 10A. OHMS 0-30MΩ (in 4 ranges). SENSITIVITY 20,000 Ω/volt or 1000 Ω/volt by selector switch. Provision for use as output meter (dB). In handsome oak carrying case 14 1/2 x 8 1/2 x 5 1/2 in. Complete with leads, batteries and instructions. FULLY GUARANTEED £7.10.0. P. & P. 5/-.

CHARLES BRITAIN (RADIO) LTD.

11 Upper Saint Martins Lane London, W.C.2. TEMPLE BAR 0645

Shop Hours 9-6 p.m. (9-1 p.m. Thursday) Open all day Saturday.

RES/CAP. BRIDGE 39/6

Checks all types of resistors, condensers 6 RANGES

Built in 1 hour. Direct reading. READY CALIBRATED

Stamp for details of this and other kits.

RADIO MAIL (Dept. PK)

Raleigh Mews, Raleigh Street, Nottingham

H.A.C. SHORT-WAVE EQUIPMENT

AND SHORT-WAVE KITS

Famous for over 25 years for S.W. Receivers and Kits of Quality.

H.A.C. were the original suppliers of SHORT-WAVE RECEIVER KITS for the amateur constructor. Over 10,000 satisfied customers—including Technical Colleges, Hospitals, Public Schools, Hams, etc.

Improved designs with Denco coils: One-valve kit, Model "C". Price 25/- Two-valve kit, Model "E". Price 50/- New Addition: Model "K". Super sensitive "All Dry" Receiver. Special inc. price. Complete Kit, 77/-.

All kits complete with all components, accessories and full instructions. Before ordering call and inspect a demonstration receiver, or send for descriptive catalogue and order form.

POST THIS COUPON NOW!

"H.A.C." SHORT-WAVE PRODUCTS (Dept. TH, 44 Old Bond Street, London W.1

Please send me FREE and without obligation your 1963 literature.

NAME.....

ADDRESS.....

BBC · ITV · F.M. AERIALS



B.B.C. (BAND 1). Telescopic loft, 19/6. External, S/D, 26/3.
 I.T.V. (BAND 3). 3 Element loft, any, 24/-, 5 Element, 32/6. Wall mounting, 3 Element, 33/9, 5 Element, 41/3.
 COMBINED B.B.C. + I.T.V. Loft 1+3 Element, 41/3. 1+5 Element, 48/6. Wall mounting, 1+3 Element, 56/3. 1+5 Element, 63/9. Chimney and mast mounting units also available.

F.M. (BAND 2). Loft "H" 28/-, 3 Element, 52/6. S/D, 12/6. External S/D, 26/3. State channel when ordering. C.W.O. or C.O.D. P.P. 2/6. Coaxial cable, 8d. yd. Coaxial plugs, 1/3. Send 6d. stamps for illustrated lists.

K.V.A. ELECTRONICS (Dept.P.W.) 3B, Godstone Road, Kenley, Surrey.

SOUTHERN RADIO SUPPLY LTD.

11 LITTLE NEWPORT STREET LONDON W.C.2. GER 6653

All goods still available as previously advertised

WORLD RADIO & T.V. HANDBOOK 1963 22/-

By JOHANSEN. Postage 1/-.

Principles of Colour TV by Patchett, 16/-, postage 6d.

Radio Control for Models, new ed. by Judd, 15/-, postage 1/-.

Transistor Radios, Circuitry and Servicing by Mullard, 5/-, postage 6d.

Worked Radio Calculations, new ed. by Wills, 15/-, postage 10d.

Modern Transistor Circuits for Beginners by Sinclair, 7/6, postage 6d.

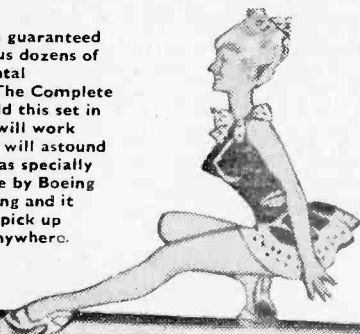
22 Tested Circuits using Micro Alloy Transistors by Sinclair, 5/-, postage 6d.

How to Listen to the World by Johansen, 12/-, postage 10d.

Sound & Cine for Beginners by Golding, 7/6, postage 9d.

UNIVERSAL BOOK CO. 12 Little Newport Street, London, W.C.2 (adjoining Lisle Street)

Luxembourg is guaranteed also A.F.N., plus dozens of other Continental programmes. The Complete novice will build this set in 3 hours and it will work and its volume will astound you. This kit was specially flown to Europe by Boeing 707 jet for testing and it never failed to pick up programmes anywhere.



ROPE IN LUXEMBOURG! LIKE THE LIGHT PROGRAMME WITH THE FANTASTIC TWIN WAVEBAND **PARISIENNE!!**


A SUPERB POCKET TRANSISTOR

Note:—These star items, starred because they are above any other kit available.

- ★ Elegant dial graduated long and M waves.
- ★ Built in wave change switch not preset.
- ★ Printed circuit for easy assembly.
- ★ "S" ferrite rod aerial.
- ★ Earphone if required, 5/- extra.
- ★ Choice of colour red blue or cream.
- ★ Chrome carrying handle.
- ★ British 3" moving coil speaker.
- ★ Brand new components.
- ★ Best Mullard and Newmarket transistors.

A fully illustrated 30 page booklet, complete with step-by-step assembly instructions and all other data, comes to you for only 2/9 extra; PP4, press-stud type battery 2/3; post and packing on the lot 2/6.

SO GET WITH IT !!
and build yourself this superb little set **NOW**
PUR THE WORLD IN
YOUR POCKET



This amazing little set for home or car
HAS TO BE HEARD TO BE BELIEVED
We will supply **ALL** components at a
total cost of only
YOU CAN'T GO WRONG !

£3.19.6 !!!

Second-to-none after sales service and all your components factory new, plainly marked and fully guaranteed
ALL COMPONENTS SUPPLIED SEPARATELY IF REQUIRED

NEW COMPONENTS Etc.

OC71 5/-, OC78 5/-, OC45 5/-, XA101 4/-, SB305 4/6, GET 120 and GET15, power types. Matched pairs 20/-. OCP71 12/6.

DIODES

OA47 V.H.F., 2/-, CG84E 1/6, CG12E 1/6. P.P. on all transistors 4d. each.
Speaker Grill material 2/- per sq. ft.
Leather Cloth 4/- per yd. 56in. wide.
Samples 9d. per set of 20.
New British 8 x 5in. or 6in. round hi-flux speaker, 12/6. P.P. 2/-.
12v. 4 amp Charger Transformers—Not Ex-govt., 15/6. P.P. 2/6.
1 watt P.P. output Transformers, 4/-, P.P. 1/-.
Ex T.V. Valves tested 5/- per doz. P.P. 1/6.

TRADE ENQUIRIES WELCOMED
USUAL DISCOUNT ON ANY LINES

Transistor Soldering Irons, 9/6, 17/6, 22/6, 29/6. P.P. on each 1/6.

THE LATEST UP-TO-DATE TAPE RECORDER TO HIT THE BRITISH MARKET

WONDERFUL MUSIC REPRODUCTION

Complete with Batteries,
Mike, Tape, Earphone and
Guaranteed.

£6.19.6

NO POSTAGE
No Hidden Extras at all.


Money Back Guarantee if
Not Satisfied.




Tape recorder only less
accessories, only **£4.12.6**

WOLVERHAMPTON RADIO & TV SUPPLIES, 42 Darlington St., Wolverhampton

Terms:—C.W.O. to avoid delay. All orders mailed by return, subject to stocks surviving the onslaught!
And see us if you can. Fuller details and/or prices by request, write (S.A.E.) or call. Tel: Wolverhampton 20315.



6-TRANSISTOR SUPERHET



RADIONIC CONSTRUCTIONAL AND EXPERIMENTAL SYSTEM

SENSATIONAL! NEW! SIMPLE!

The Radio and Electronic construction system you have been waiting for. With top quality components mounted on colour-coded plastic bases, perforated transparent panel, perforated brass connecting strip and screw connections for positive contact you can quickly build any circuit and check it at a glance. Peak performance achieved.

NO SOLDERING—NO SPECIAL SKILLS—NO MAINS—FULLY ENGINEERED—COLOUR-CODED MOUNTINGS—FIRST CLASS COMPONENTS—MULLARD TRANSISTORS—PROGRESSIVE — FLEXIBLE — EXPERIMENTAL — INSTRUCTIONAL — IDEAL RESEARCH FACILITY—RADIONIC NEWS LETTER.

Set No. 1. £5.18.6.

14 Circuit Sheets.
Diode Detector and two Amplifier stages;
Transistor Detector and Amplifier; Multi-vibrator;
Regenerative Receivers;
Earphone operation.

Set No. 2. £6.19.6.

20 Circuit Sheets.
Circuits of Set No. 1 plus capacity reaction;
T.R.F. and Reflex Receivers;
Earphone operation.

Set No. 3. £10.19.6.

22 Circuit Sheets.
High quality Push-Pull Amplifier and 11,000 lines 7x4 inch 3 Ω loudspeaker convert circuits I-20 to loudspeaker operation.
Amplifier can be operated from microphone or gramophone pick-up.

Set No. 4. £14.19.6.

26 Circuit Sheets.
Builds high quality six transistor superheterodyne receivers, as well as circuits of sets 1-3.

Postage and packing extra on each of the above.

Sets or Separate Components available direct from Radionic Products Limited; Sets also available from authorised Retailers.

Full Details and price lists from:

RADIONIC PRODUCTS LIMITED

ADASTRAL HOUSE, NUTFIELD, Nr. REDHILL, SURREY
Telephone: Redhill (RL6) 5050 Telex: 21433

RECEIVE LOUD & CLEAR INDOOR AERIAL



ONLY 16/6 P.P. 2/-

Scientifically designed and made by craftsmen. Telescopic rods of brass for easy pick-up, chromium plated for beauty. Each rod extends to 3ft. 6in. and can be swivelled, making your aerial fully directional. Perfect for ITV, BBC, AFM and FM reception. Attractive base.

Money refund guarantee

MARLBOROUGH CABLES & ENGINEERING LTD.

Eleo Lane, Marlborough, Wiltshire

18,000 O.P.V. MULTIMETER KIT

Ranges 0-0.25 and 2.5V D.C.; 10, 25, 100, 250, 500, 1000V A.C.; D.C. and output volts; 100 ohms to 10 Meg. (2 ranges); 0.25, 2.5, 25, 250 mA D.C. (2.5A range 4/- extra). Kit comprises new 3 x 2 1/2in. Weston 0-50µA m.c. meter and all parts except case and battery. Shunts ready adjusted to 1%. HIGH stability 1% multipliers (1% stability as stocks permit). Price 69/-, post free. Multimeter scale fixed to meter 2/6 extra. Circuit, scale, etc., 8d., free with kit.

NOUGHTS AND CROSSES MACHINE

This is a fantastic device which will play a game against you, and NEVER LOSE. It is a thinking machine, with a brain, yet is simple, using switches and lamps only. Full circuit, instructions, and details of 250 REWARD to first person to beat the machine. 3/6.

High Stab. 1% Resistors. 2/-, S.A.E. for new list of new and surplus. 1% from 9d. 1W 1% and 4% Wirewound Resistors. Your value wounding order.

PLANET INSTRUMENT CO.
25 DOMINION AVENUE, LEEDS 7

New Edition RADIO CONTROL FOR MODELS

Ships, Boats and Aircraft with sections on Servo-Mechanisms and Control by R. F. Stock and F. C. Judd.

15/-, Postage 9d.

WORLD RADIO TV HANDBOOK

1963. 22/-, Postage 1/-.

THE RADIO AMATEUR'S HANDBOOK

by A.R.R.L., 1963. 36/-, Postage 2/-.

BASIC ELECTRONICS

Common-Core, by Valkenburgh, Nooger & Nevills, Inc. 80/-, Postage 1/6.

ELEMENTARY TELECOMMUNICATIONS EXAMINATION GUIDE

by W. T. Perkins. 17/6, Postage 9d.

TELECOMMUNICATIONS PRINCIPLES

(In M.K.S. Units), by R. N. Renton. 45/-, Postage 1/6.

PROBLEMS IN RADIO ENGINEERING

by E.T.A. Rapson. 15/-, Postage 6d.

CABINET HANDBOOK

by G. A. Eriggs. 7/5, Postage 9d.

RADIO VALVE DATA 7th Ed.

Compiled by "WV". 6/-, Postage 10d.

COMPLETE CATALOGUE

1/-.

THE MODERN BOOK CO.

BRITAIN'S LARGEST STOCKISTS of British and American Technical Books

19-21 PRAED STREET
LONDON, W.2

Phone: PADdington 4185
Open 6 days 9-6 p.m.

4 - TRANSISTOR AMPLIFIER

- ★ 200 mW push/pull output.
- ★ Matches 3 Ω ohm speaker.
- ★ Printed circuit construction.
- ★ Fully wired and tested.
- ★ Separate inputs for mike and pick-up or radio, etc.

39/11

COMPLETE

- Extra components if required
- ★ 5 K Volume Control with switch 5/-.
- ★ 2 1/2in. Hi-flux speaker 20/-.

OAKFIELD RADIO

121 Macclesfield Road, Hazel Grove, Stockport, Cheshire

MAIL ORDER ONLY

2 METRES!

The thrills of 144 Mc/s can now be yours for only 39/6, complete kit! Tunable range 150-100 Mc/s, simplified construction, etc., write today for descriptive literature, also if a newcomer-beginner to Amateur Radio ask for free copy of the world-famous "Globe-King" kits and receivers—stamp to cover postage costs appreciated. Write now to makers:

JOHNSONS (Radio)
St. Martins Gate, Worcester


* TRANSISTORS * ZENERS * VALVES * QUARTZ CRYSTALS * THESE ARE OUR *
DIODES RECTIFIERS TUBES COMPONENTS SPECIALITIES



£8.19.6

30,000 ohms per Volt
Model 500

8 Ranges D.C. volts to 1 kV.
7 Ranges A.C. volts to 1 kV.
5 Ranges D.C. current to 12
amps.
3 Range resistance to 60 meg.
Short circuit buzz test.
Output meter dB, etc., etc.
Size 6½ x 4¼ x 2½ in. With
Leads, Batteries and Instruc-
tions.




MODEL TP55

A.C./D.C. vol-
tage up to 1,000
in 5 ranges.
D.C. current 4
ranges up to
500mA. 4 range
resistance to 10
megs. Capacity
dB scales, etc.
20,000

ohms/volt
Fully
Guaranteed
£5.19.6

With Test
Leads, Battery
and Instructions. Size 5½ x 3½ x 1½ in.



49/6

1,000 ohms per volt
Model PT34

0/10/50/250/500/1,000 volts
A.C./D.C. 0/1/100/500 mA
D.C. Resistance 0/100k ohm.
Ideal pocket sized multi-
tester for all radio and
domestic work.

Size 3½ x 2½ x 1½ in. with
battery, leads and instruc-
tions.



75/-

2,000 ohms per Volt
Model THL33

0/10/50/250/500/1,000 volts
D.C.
0/10/50/250/500/1,000 volts
A.C.
0/500µA/10/250mA., D.C.

Resistance 0/10K/100K/1 Meg
Capacity and dB ranges, etc.
Size 5 x 3½ x 1½ in. with
batteries, test leads and
instructions.

As Previously Advertised

- MODEL ITI-2 £5.5.0 ● CABY MI 54/-
- TE 10 85/-

Full details of all types in our New
Illustrated Catalogue 1/-

All Meters Fully Guar-
anteed for 6 months.
Full Service Facilities.

A SELECTION FROM OUR
STOCKS
Full Details in our Latest Illustrat-
ed Catalogue.

1. 2,000 ohm Head Phones ... 12/6
- 4,000 ohm Head Phones ... 14/-
- 1,000 ohm "Amplivox" ... 45/-
- Stereo Phones 2 x 8 ohm ... 29/6
2. Make your own printed circuits. Full
details with 3 boards 6 x 3in. etc. 19/6
3. Crystal Microphones (P.P. 1/6 any type)

 - Acos 39-1 Stick Microphone ... 32/6
 - Acos 40 Desk Microphone ... 15/-
 - Acos 45 Hand Microphone ... 25/-
 - Lapel/Hand Microphone ... 15/-
 - MC 24 Stick Microphone ... 25/-
 - 100C Stick with Stand ... 39/6
 - BM3 Stick with Stand ... 52/6


4. Transistor Megaphone £12.10.0.
5. 250 mW 4-Transistor Amplifier, built
ready to use ... 47/6 P.P. 1/6
6. Complete Test Lead Kits ... 8/6
7. Miniature Vernier Dial 8 : 1, reduction
marked 0/100 ... 14/-
8. 931A Photomultiplier. Brand new with
base ... 60/-

DEAC RECHARGEABLE
BATTERIES

- (a) 18 volt/100 mA/H 4 x 1 in. diameter.
Brand new sleeved, 30/-.
 - (b) As above but 150 mA/H, 35/-.
- Both types easily split into any
multiple of 1.2 volt. Brand new.

9. CV2886 (MRH) Liquid Sampling
Geiger Tube, 370 volts. 22/6. P.P. 1/-.
10. Antex Miniature Mains Soldering
Iron, ¾ in. bit. 29/6. P.P. 1/-.
Pocket Iron with Pouch, 30 watt, 220/250
volt. 18/6.
Solon 15 watt ¾ in. bit. 22/6. P.P. 1/-.
11. Pocket Radio Booster Unit, for any
radio. Improves output and quality.
Size 9½ x 3½ in. dia., 27/6. P.P. 1/-.
Size 8 x 2½ in. dia., 25/- P.P. 1/-.
12. 125 mW 9 volt Sub-min. 3-Transistor
Amplifier. 2 x 1 x 1 in. 45/-.

TRANSISTOR PORTABLE
SIGNAL GENERATOR



PRICE

£7.10.0

P.P. 2/6

A 1st class
Signal Genera-
tor covering
220 Kc/s to
200 Mc/s in 8 ranges. Radio broadcasts and
I.F., Amateur, VHF, Shipping, TV, etc.
R.F., I.F., A.F., modulated R.F. outputs.
Easy to read and use with full details.
Within 2% accuracy. Size 6½ x 4½ x 2 in.
12 MONTHS' GUARANTEE
Leaflet on Request.

RUN YOUR RADIO OR AMPLI-
FIER FROM MAINS
BATTERY ELIMINATORS AND
CHARGERS

1. For PP3 or equivalent 9 volt
Pocket Radio Battery. 18/6. P.P. 1/-.
2. For PP4, PP7, PP9, PP10, 9 volt
Portable Radio and Equipment
Supplies up to 300 mA. 49/6. P.P. 2/-.
3. De Luxe version of No. 1, also
charges PP3 type batteries. 29/6.
P.P. 1/-.
4. Rechargeable PP3 battery. Runs as
long as 100 batteries. Complete with
charger unit. 25/- P.P. 1/-.

METER BARGAINS

- 50 Microamp 2in. square MC, 35/-.
- 1 mA 2in. square MC, 25/-.
- 1 mA 2½ in. Flush Round, 30/-.
- 2½ in. Moving Coil double range Voltmeter
centre zero. 30-0-30 and 3-0-3 volts.
Ideal for transistor tester or voltage
measurements. 12/6. Post free.
- 0/500 microamp, 2½ in., flush-mounting.
D.C. ... 20/-
- 2½-0-2½ mA, 2½ in. flush. D.C. ... 12/6
- 0/40/120 mA 2in. D.C. ... 10/-
- 0/15 volt M.I. 2½ in. FR. ... 8/6

Miniature Panel Meters

- 0/50µA (D.C.) 39/6
 - 0/5mA (D.C.) 27/6
 - 0/500µA (D.C.) 32/6
 - 0/300V (D.C.) 27/6
 - 0/1mA (D.C.) 27/6
 - Vu Meter 42/6
- 5" Meter 35/-.
Brand New Boxed

13. Telephone Coil for any amplifier or
Recorder, 12/6.
14. Crystal Contact Microphone for
guitars, etc., 12/6.
15. Personal Earphones: 600 ohm 10/6,
1,000 ohm 12/6, Crystal 8/6, 8/10 ohm 9/6.
Fitted leads, jack plugs and sockets.
16. 2-pole 2-way Miniature Honeywell
Micro Switches, 7/6.
17. Transistor Baby Alarm, as previously
advertised. £5.10.0. P.P. 2/-. Also Tele-
phone Amplifier £5.10.0. P.P. 2/-.
18. 4 Transistor 2-way Intercom., £7.10.0.
19. Miniature Multi-section Telescopic
Aerials: 14in. 3/6; 38in. 6/6; 42in. 10/6;
64in. 17/6.
20. Miniature 3-Press Button Switches,
6 pole 2-way and on/off, 5/- P.P. 9d.
21. Transistor Signal Injector, 42/6.

MINIATURE LEDEX
SWITCHES

- 24 volt D.C. rotating switches,
fitted actuator at each end of bank of
contacts. Uses standard switch wafers.
5 Bank or 8 Banks of Contacts 45/-.
- 22. 8in. 15 ohm double cone Hi-Fi Speaker,
22/6.
- Complete range of Speakers stocked.
- 23. 12-way Selector Tube, GS12C (CV1740),
25/- each.
- 24. Quartz Fibre Pocket Dosimeters
0/150R and 0/500R, 12/6 each.
- 25. 6-Transistor speaker superhet pocket
radio ready to use. Complete with
leather case, phone, etc. £5.10.0.
P.P. 2/-. Fully guaranteed.
De Luxe version £5.19.6. P.P. 2/-.
- 26. Bradomatic medium impedance double
winding record/playback tape head on
mounting plate. Complete with erase
head. 29/6. P.P. 1/-.

Henry's Radio Ltd

PADDINGTON 100B/9

5 HARROW ROAD, LONDON W.2.

Open Monday to Sat. 9-6, Thurs. 1 o'clock

PLEASE TURN TO BACK PAGE

Practical Wireless

BLUEPRINT SERVICE

ALL of these blueprints are drawn full-size and although the issues containing descriptions of these sets are now out of print, constructional details are available free with each blueprint except for those marked thus (*).

Send (preferably) a postal order to cover the cost of the Blueprint (stamps over 6d. unacceptable) to PRACTICAL WIRELESS, Blueprint Dept., George Newnes, Ltd., Tower House, Southampton Street, London W.C.2.

DOUBLE-SIDED BLUEPRINTS

Each blueprint in this series contains details of two separate instruments or items of equipment.

The Strand Amplifier	}	*	5/-
The PW Signal Generator			
The Savoy VHF Tuner	}	*	5/-
The Mayfair Pre-amplifier			
The Berkeley Loudspeaker Enclosure	}	*	5/-
The Luxembourg Tuner			
The PW Troubadour	}		7/6
The PW Everest Tuner			
The PW Britannic Two	}	*	6/-
The PW Mercury Six			
The PW Regency	}	*	5/-
The PW International Short Wave Two			

RECEIVERS

The Tutor *	3/-
The Citizen *	5/-
Junior Crystal Set	PW94 2/-
Dual-wave Crystal Diode	PW95 2/6
Modern One-valver	PW96 2/6
All-dry Three	PW97 3/6
Modern Two-valver	PW98 3/6
A.C. Band-pass Three	PW99 4/-
A.C. Coronet-4	PW100 4/-
A.C./D.C. Coronet	PW101 4/-
The PW Pocket Superhet	5/-

MISCELLANEOUS

The PW 3-speed Autogram	8/-
The PW Monophonic Electric Organ	8/-
The PW Roadfarer *	5/-
The PT Band III TV converter	1/6
The Mini-amp *... ..	5/-

SOME EARLIER DESIGNS

THE following blueprints include some pre-war designs and are kept in circulation for those constructors who wish to make use of old components which they may have in their spares box. The majority of the components for these receivers are no longer stocked by retailers.

Experimenter's Short Wave	PW30a 2/6
Midget Short Wave Two	PW38a 2/6
Simple S.W. One-valver	PW88 2/6
Pyramid One-valver	PW93 2/6
BBC Special One-valver	AW387 2/6
A One-valver for America	AW429 2/6
Short-Wave World Beater	AW436 3/6
Standard Four Valve S.W.	WM383 3/6
Enthusiast's Power Amplifier	WM387 3/6
Standard Four Valve	WM391 3/6
Listener's 5-Watt Amplifier	WM392 3/6

QUERY COUPON

This coupon is available until 5th April, 1963, and must accompany all queries in accordance with the notice on our "Letters to the Editor" page.

PRACTICAL WIRELESS, APRIL, 1963

Published on the 7th of each month by GEORGE NEWNES, LIMITED, Tower House, Southampton Street, London, W.C.2 and printed in England by WATMOUGHS LIMITED, Idle, Bradford; and London. Sole Agents for Australia and New Zealand; GORDON & GOTCH (A/asia), Ltd., South Africa and Rhodesia; CENTRAL NEWS AGENCY, LTD. East Africa; EAST AFRICAN STANDARD LTD. Subscription rate including postage for one year: Inland £1.9.0. Abroad £1.7.6 (Canada £1.5.0.). Registered at the General Post Office for the Canadian Magazine Post.

TO BUILD YOURSELF

FULL DETAILS OF ANY MODEL
FREE ON REQUEST.

"CAPRI" POCKET-6 6-TRANSISTOR SUPERHET




Size only
4½ x 2½ x 1½ in.

**REALLY
POCKET
SIZE!**

The most compact 6-transistor and diode radio with speaker available to the home constructor. Features the latest in miniature components and circuitry. Supplied with Mullard transistors and two-tone moulded cabinets in red/white or blue/white with gold fittings. All components are supplied in packets and clearly identified. A printed circuit is used with fully illustrated building instructions. Push-pull output coupled with a sensitive and selective circuit make the "CAPRI" hard to beat. Fitted Earphone/Record Socket. Full tuning on medium waves with long wave Light.

TOTAL COST **£5.19.6** P.P. 2/-
Slip it into your Pocket

¾ WATT 4 TRANSISTOR AMPLIFIER



● Improved Version
1½ watt peak output.
± 3dB 70c/s to 12 kc/s.

Output to 3 ohm speaker
9 volt operated.

Details on request.

Built and Tested
59/6 OR **52/6**
P.P. 1/6 P.P. 1/6

BATTERY RECORD PLAYERS



● 6-7½ volt Garrard turntable with crystal pick-up. Plays 45 r.p.m. Ideal for above amplifier. 55/- P.P. 1/6.

● Suitable cabinet for amplifier and player, 17/6. P.P. 2/-.

● G.C. 9 volt 45 r.p.m. and 33 r.p.m. Player. £5.5.0. P.P. 2/-.

● B.S.R. 9 Volt 4-Speed "Hi-Grade" Turntable with turn-over Crystal Pick-up. £6.5.0. P.P. 2/6.

**44 PAGE 10½ x 7½ in.
FULLY ILLUSTRATED AND
DETAILED CATALOGUE
SEND 1/- for Your Copy**

Henry's Radio Ltd.
5 HARROW ROAD, LONDON W2

PADDINGTON 1008/9

Open Monday to Sat. 9-6. THURS. 1 o'clock

← PLEASE TURN PAGE

● COMPONENT SPECIALISTS

NEW LOWER PRICES

BULK BUYING ENABLES
US TO REDUCE
THE "CONTESSA" TOTAL COST TO **£9.19.6** P.P. 3/6 All parts sold separately

THE "CONTESSA"

★ **COMBINED PORTABLE AND CAR RADIO** ★
AMAZING SENSITIVITY AND SELECTIVITY ON MEDIUM AND LONG WAVEBANDS

★ The easiest Superhet Radio to build on the market. Features clearly marked printed circuit and packaged components with full illustrated building instructions. Full tuning of medium and long wave bands with unbeatable sensitivity and selectivity. Excellent tone and volume with over 600MW push-pull output.

★ Clearly marked horizontal station dial with slow motion tuning. Two colour Blue or Beige cabinets with Gold handles, grilles and fittings. Size 10½ x 7½ x 3½ in., include car aerial socket, recording sockets.

★ 6-Mullard Transistors and 2-Diodes. **Guaranteed the Best Obtainable**

● Attractive Appearance—Reliable Design—Quality Performance ●

UNBEATABLE IN QUALITY AND VALUE



"MINI-RANGER"

PERSONAL POCKET RADIO
3-TRANSISTORS 2-DIODES
Size only 3 x 2 x ¾ in.

A new printed circuit 5-stage personal pocket radio fully tunable on medium waves and top band, including Radio Luxembourg. A tiny but powerful radio designed to fit into your jacket top pocket. No external aerial or earth. Full station separation with amazing sensitivity and volume. Fully illustrated instructions free on request with clearly marked pre-tinned printed circuit and 1st grade components make this radio Easy to Build and use. Fitted volume control and calibrated dial. All parts sold separately. After sales service and guarantee.

TOTAL COST **49/6** Plans Free on Request P.P. 1/6.



"QUINTET" Mk. 11


POCKET RADIO

● Improved 5-transistor with diode 7-stage medium and long wave pocket radio. Now features more output, greater sensitivity and quality. Printed circuit clearly marked with component positions, carded components and matched transistors. Features full volume control, marked dial, airspaced tuning, push-pull speaker output, car aerial socket, phone/record socket.

● Guaranteed results, with no station overlap, including Radio Luxembourg. Simple to build with carded components and fully detailed illustrated instructions (free on request).

TOTAL COST OF ALL PARTS **79/6** P.P. 2/- PLANS FREE ON REQUEST
Amazing Performance Size 5½ x 3 x 1½ in.

5-Transistor plus Diode,
Medium and Long
Wavebands.



"TRANSFIVE"
PORTABLE
RADIO

Total Cost of all Parts
£5.19.6
P.P. 2/6.

A 7-stage push-pull output printed circuit portable radio of attractive appearance. Features 5in. speaker, clearly marked printed circuit panel, ferrite aerial, carded components and fully detailed and illustrated building instructions. Size 8½ x 6½ x 3½ in.

★ Plans Free on Request ★

"RANGER 3"

Size 4½ x 3 x 1½ in.



59/6 P.P. 1/6

A Three-Transistor Two-Diode Personal Radio for Medium Waves and Amateur top band and shipping. Quality output on personal phone. Fitted air spaced tuner, vol. control. No aerial or earth. **Luxembourg guaranteed.**

P.W.-6 SUPERHET £7.19.6. P.P. 2/-
P.W. "MERCURY" £9.10.0. P.P. 2/6.
And all other P.W. Designs.