



A TRANSISTORISED VOLTMETER

PRACTICAL ^{1/6} WIRELESS

MAY
1960



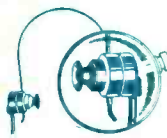
CONTENTS

AN A.F. CALIBRATOR
SINGLE-ENDED AMPLIFIER
AVC FOR TAPE RECORDERS
100 kc/s CHECK OSCILLATOR
MAINS SHORT WAVE TWO
ETC. ETC. ETC.

POLICE - AIRCRAFT - HAM RECEIVER P.104

Frequency range 90-150 Mc/s. I.F. freq. 5 Mc/s. Complete with tuning meter, 14 valves: 2 R.F., 3 I.F., B.F.O., A.G.C., Audio. Crystal controlled with separate R.F. and oscillator tuning. R.F. and Audio controls. B.F.O. tone control. Oscillator and Audio signal fully metered. Power requirements 250 v. H.T., 6.3 v. L.T.

BRAND NEW
ONLY £5 Carr. 15/-
MAINS POWER PACK
ONLY 60/- Carr. 7/6



LIGHT-WEIGHT HEAD-SET. These H.S. 30 phones are the smallest head set made by the U.S. Air Force. 250Ω imp.

using soft rubber miniature ear moulds for maximum music and voice reproduction of the finest quality. Supplied free is a small transformer unit with cord and plug which steps impedance up to 4,000Ω. **ONLY 16/-** P. & P. 2/6.

CRYSTAL DIODES 6/- per doz. P. & P. 1/-.

MICROPHONES. BRAND NEW. Throat magnetic 4/6; Throat carbon 3/6; No. 8 carbon with switch 6/6; No. 7 moving coil 6/6; Tannoy power mikes only 5/-.

U.S.A. WHIP AERIALS. 12ft. 12/6. P. & P. 2/6.

MICROPHONE BARGAIN. Acos crystal stick mike. Complete with cable. List price 5/9s. Offered at only 4/9/6. P. & P. 1/6.

COSSOR DOUBLE BEAM OSCILLOSCOPE 339. 10-position time base, 6 c.p.s. to 250,000 c.p.s. Amplifier 10 c.p.s. to 2 mill. c.p.s. Used condition but in working order. **£22.10.0** Carr. £1.


D.M.34. America's finest little dynamometer offering 12 v. in with 220 v. out at 80 ma. With suppression and smoothing mounting base. Size 4 1/2 x 2 1/2 x 2 1/2 in. Original packing. **ONLY 35/-** P. & P. 3/6.

1 mA METER. 2in. round. 17/6. P. & P. 1/6.

B.C.312 RECEIVER. 1,500 kc. to 18 Mc/s. 6 Bands continuous tuning. Internal 12 volt supply unit. S.A.E. for details.

PRINTED CIRCUIT KIT

Easily and quickly you can make miniature professional printed circuits. Complete with illustrated manual. 19/6. P. & P. 1/6.



POCKET MULTIMETER BRAND NEW

2,500 o.p.v. Multi range 8/30/120/300/1,200 v. A.C., ditto D.C. 0-1 K. 0-1 megohm; 400 Micro-A.; 12 mA., 300 mA., -∞ to +64 db 5 ranges; 3in. x 4 1/2in. x 1 1/2in. Large clear dial. Leads supplied. **Our Price 70/-** P. & P. 2/6.


Mobile Radio Telephones Model HP11



one hand microphone over £100; supplied in used condition but in working order at **ONLY £18** Carr. 30/-

INSTANT VALVE FILAMENT TESTER, MODEL VT-11

Pocket-size, battery operated. Gives Instant Check of: All radio valves; All TV valves; All TV and Radio fuses; Circuit continuity; All Pilot lamps. Has built-in miniature 7- and 9-pin valve straighteners and battery test. * International Octal. B.8., B.9., B.7 Battery and Mains types. Beautifully styled—precision made. Supplied complete. Fully guaranteed. **ONLY 30/-** P. & P. 2/6.



CONVERT TO V.H.F.

Within minutes you can extend the frequency of your receiver to cover V.H.F. by using our brand new V.H.F. Converter. **R.F.26** covers 50-65 Mc/s. vernier calibrated tuning. 20/-; **R.F.25** covers 40-45 Mc/s. Switched tuning, 8/6. Circuits supplied. P. & P. 3/6 on each.

PORTABLE TRANS/RECEIVER No. 18

A self-contained Trans/Receiver for Telephone and C.W. Range approx. 10 miles. Freq.: 6-9 Mc/s. (50-33.3 metres). Valve line-up: 3 R.F.-12, 2 A.R.-6, 1 A.T.P.4. Complete with aerial, H.T. and L.T. meter and all accessories. Weight 20 lbs. Size 8 x 10 x 17 in. **BRAND NEW. ONLY 80/-** Carr. 10/-.



ACCUMULATORS. 2 volt 16 Ah. (unspillable). Ideal for 6 and 12 volts supply, etc. Brand new. Original cartons. Size 4in. x 7in. x 2in. 5/6 each. P. & P. 1/6 for 10. P. & P. 3/6. 6 for 27/6. P. & P. 5/-.



HI-FI CO-AX SPEAKERS BRAND NEW—U.S.A. MADE. 12in. Co-axial Speaker. The woofer uses 6.8 oz. Alnico 5 magnet. Has 3in. tweeter and an electronic crossover network to separate the speaker functions. Frequency response: 40-17,000 cycles. Output 12 watts, impedance 8 ohms. **ONLY 160/-** 8in. 2in. tweeter. 10 watts, etc., 90/- P. & P. 4/- on each.

COLLINS T.C.S. COMMUNICATION RECEIVER. 1.5-12 Mc/s. **Only £8.10.0** Carr. 15/-

TELEPHONE SETS. Brand new, fully portable—hand generator, bell, hand set, Morse key, lamps, instructions. **Only 60/-** a pair. Carr. 10/-.

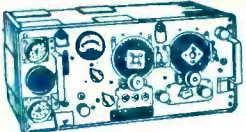
HIGH RESISTANCE HEADPHONES. Brand New. 16/- P. & P. 1/6.

U.S.A. DYNAMOTORS manufactured by EICOR. Input 12 v., output 400 v. at 180 mA. Size 7in. x 4in. x 4 1/2in. Brand new. 45/- P. & P. 3/6.

BUILD AN F.M. TUNER with this miniature 9.72 Mc/s I.F. Strip. Has 6 modern miniature valves, I.F. T's, etc., supplied with full F.M. Tuner conversion details. Hailed by all our previous purchasers as a wonderful F.M. Tuner. Brand new, only 40/- P. & P. 3/6.

VARIABLE TRANSFORMERS, MODEL B5

Input 230volts. Output 0 - 2 6 0 v. 5 amps. Brand new at only 29/- **Carr. 12/6.**



Special Offer—Order Now! Limited number only.

WIRELESS SET No. 19 MK. II

As described in "Practical Wireless," March page 961, April page 1027 and this issue. This most famous Army Trans/Receiver covers 2-8 Mc/s. (150-37 metres) in two bands and 230-240 Mc/s. V.H.F. Has an intercom. amplifier. Designed for 12 and 24 volt operation. Uses a 6-valve superhet receiver, I.F. being 465 kc/s. and a 6-valve transmitter designed for voice and C.W. operation. Incorporates test and tuning meter for voltages, aerial loading and current tests. Panel Controls: Frequency tuning, P.A. tuning, Gain control, M.C.W., C.W., R.T. switch, Hettone, netting, off-on, Quench, aerial—A.V.C.—L.T.—H.T.—Drive tests. Supplied complete with 15 valves and instruction book.

SET ONLY 65/- Carr. 10/-



Callers: 87 Tottenham Court Road, London W.1.
 Mail Orders: (Dept. P), 32a Coptic Street, London W.C.1
 Telephone: MUSEum 9607

FULLY ILLUS. CATALOGUE
 1/3 Post Free.

Tel: Mitcham 6201

Open Daily to Callers

R S T

All Valves Brand New
and Fully Guaranteed

211 STREATHAM ROAD, MITCHAM, SURREY

Special 24 Hour Express Mail Order Service.

OZ4 5/9	6CH6 12/-	10C2 27/10	32 13/6	CCH35 21/-	ECL83 12/6	HL23DD	PCL82 11/6	U251 17/6
IA5 6/-	6E5GT 10/-	10F1 26/2	35A5 10/6	CL4 12/6	ECH82 12/6	HL41 10/6	PCL83 12/6	U281 20/-
IA7 14/6	6F1 15/6	10F3 17/6	35L6GT 15/-	CL33 18/6	E9 21/-	HL41 12/6	PEN44 17/6	U282 22/-
ID5 14/-	6F6 6/9	10F9 12/6	35Y4 8/-	CY1 15/9	EF22 17/6	HL41DD	PENB4 17/6	U301 22/6
ID6 10/-	6F7 15/-	10LD3 12/6	35Z3 10/6	CT31 15/9	EF36 7/6		PEN4DD	U329 17/6
IH5 10/6	6F12 4/9	10LD11 15/-	35Z4 7/6	D41 12/6	EF37 8/6	HL42DD	PL33 22/6	U339 19/6
IL4 10/6	6F13 17/6	10PI3 21/-	35Z5 9/6	D42 12/6	EF37A 8/6		PL38 18/6	U403 11/6
ILN5 4/6	6F14 17/6	10PI4 20/-	40SUA 15/-	D63 3/6	EF39 5/-	HY90 8/-	PL81 14/9	U404 10/-
INS 10/6	6F15 14/9	11D3 17/6	41STH 23/6	D77 5/6	EF40 15/-	IW4/350 10/-	PL82 8/-	U801 29/-
IR5 9/-	6F17 12/-	11D5 17/6	42 15/-	D152 6/-	EF41 9/3	IW4/500 10/-	PL83 10/6	U802 29/-
IS4 8/6	6F33 5/6	12A6 6/6	43 15/-	DAC32 10/6	AF42 10/6	KBC32 9/6	PLB20 21/6	U803 29/-
IS5 9/-	6H6 2/6	12AH8 10/-	50CS 15/-	DAF91 7/6	EF50(E) 3/6	KF35 8/6	PLM2A 12/6	U804 29/-
IT4 5/6	6J5GT 4/6	12AT6 9/-	50CD6G	DF33 10/6	EF50(A) 4/-	KL32 10/6	PM20 12/6	U805 29/-
IU5 10/6	6J6 7/6	12AT7 8/-		DF91 5/-	EF80 7/-	KLL32 11/6	PM2HL 14/-	U806 29/-
2D21 8/6	6J7GT 9/6	12AU7 9/-	50L6GT 21/-	DF92 7/-	EF85 6/6	KL35 9/6	PM22A 13/6	U807 29/-
2X2 5/-	6K7G 3/-	12AX7 9/6	61BT 17/6	DF96 9/6	EF86 11/-	KT2 7/6	PM24M 21/6	U808 29/-
3A5 12/6	6K7GT 10/6	12BA6 9/-	61SPT 17/6	DF97 9/6	EF90 10/-	KT32 10/6	PM202 16/-	U809 29/-
3D6 14/6	6K8GT 12/6	12BE6 9/6	62BT 17/6	DH63 10/-	EF91 4/9	KT33C 10/-	PM31 16/6	U810 29/-
3Q4 8/6	6K25 19/6	12EJ 17/6	75 12/6	DH76 7/6	EF92 5/-	KT36 28/6	PM32 15/6	U811 29/-
3Q5 10/6	6L1 15/6	12J7GT 9/6	77 12/6	DH77 8/3	EF93 7/6	KT41 22/6	PM80 8/-	U812 29/-
3S4 8/6	6L6 7/6	12K7GT 8/6	78 12/6	DH107 13/6	EF95 15/-	KT44 13/6	PM81 7/6	U813 29/-
3V4 9/-	6L18 12/6	12K8GT 12/6	80 10/-	DH719 7/6	EL31 12/6	KT55 22/6	PM82 8/-	U814 29/-
3R4GT 9/-	6L19 21/-	12Q7GT 8/6	85A2 12/6	DK91 9/-	EL32 5/-	KT61 18/6	PM83 8/6	U815 29/-
SU4G 7/6	6L34 10/-	12SA7 8/-	150B2 12/6	DK92 9/6	EL33 18/6	KT63 8/6	PZ30 18/6	U816 29/-
SV4 9/6	6/30L2 10/-	12SC7 8/-	150B3 15/6	DK96 10/-	EL35 12/6	KT66 17/6	QP25 14/6	U817 29/-
SY3GT 8/6	6LD3 9/6	12SQ7 8/6	185BT 32/-	DL33 9/-	EL37 18/6	KT71 9/-	QP230 17/6	U818 29/-
SZ3 10/6	6LD20 15/6	12SH7 8/-	303 7/6	DL35 12/6	EL38 23/9	KT74 12/6	QP21 12/6	U819 29/-
SZ4G 10/6	6N7GT 7/6	12SI7 8/-	304 7/6	DL92 9/6	EL41 10/6	KT76 12/6	R10 21/6	U820 29/-
6A7 18/6	6P1 10/6	12SK7 8/-	305 7/6	DL94 9/-	EL42 10/6	KT101 25/6	R19 19/6	U821 29/-
6A8 10/6	6M2 10/6	12SK7 8/-	328 7/6	DL96 9/6	EL81 14/9	KTW61 7/6	SD6 8/6	U822 29/-
6AB8 12/6	6P1 17/6	12SQ7 11/6	329 7/6	DL96 9/6	EL84 7/-	KTW62 7/6	SP4 14/6	U823 29/-
6AJ8 9/6	6P25 19/6	12SN7 17/6	607 7/6	EAB8C90 7/6	EL85 10/6	KTW63 7/6	SP41 3/6	U824 29/-
6AK5 8/6	6P28 26/-	12Z3 15/-	955 4/6	EAC91 7/6	EL90 8/6	KTZ41 8/-	SP42 12/6	U825 29/-
6AK8 7/6	6Q7GT 10/6	13D3 12/6	5763 7/6	EAF42 10/-	EL91 5/-	KTZ63 10/6	SP61 3/6	U826 29/-
6AL5 6/-	6SA7GT 7/6	14H7 12/6	9002 7/6	EB41 7/6	EM80 10/-	L63 4/9	T41 22/6	U827 29/-
6AM 4/9	6SG7 7/6	14R7 12/6	9003 7/6	EB91 2/-	EM81 10/-	LN309 15/-	TDD4 17/6	U828 29/-
6AM5 5/-	6SH7 6/6	14S7 21/-	AC4/PEN	EBC33 5/-	EY81 10/6	LZ319 12/6	TDD13C	U829 29/-
6AM6 5/6	6SJ7 5/6	15A2 17/6		EBC41 9/6	EY84 10/6	MH4 8/6	TH41 23/9	U830 29/-
6AN5 7/6	6SK7 7/6	15D2 23/9	ACS/PEN	EBF80 9/6	EY86 9/6	MHD4 17/6	TP22 17/6	U831 29/-
6AQ5 8/3	6SL7GT 6/6	15Q5 10/6		EBF89 9/6	EY91 9/-	MHL4 10/-	TP25 17/6	U832 29/-
6AQ8 9/3	6SN7GT 5/6	19BG6G24/4	AC6 21/-	EBL21 22/6	EZ35 7/-	MKT4 (5/7)	U16 10/6	U833 29/-
6AT6 8/3	6U4GT 11/6		ACTP 32/-	EBL31 21/6	EZ40 7/6		U14 15/9	U834 29/-
6AU6 10/6	6U5 7/6	20D1 12/6	ACHL 12/6	EC90 9/6	EZ41 7/6	MS4B 17/6	U18 10/6	U835 29/-
6B7 10/-	6U7 7/6	20F2 26/6	AC/PEN	EC91 9/6	EZ80 7/6	MSP4 17/6	U19/20 10/-	U836 29/-
6B8 4/6	6V6G 5/-	20L1 26/6		ECC31 10/-	EZ81 7/6	MU14 9/-	U22 10/6	U837 29/-
6BA6 7/6	6V6GT 8/-	20P1 26/-	ACTH1 34/9	ECC32 10/-	EZ90 7/6	MX40 17/6	U24 29/6	U838 29/-
6BE6 7/6	6X4 5/-	20P3 23/-	ACVP1 17/6	ECC33 5/-	FC2 21/6	N18 8/-	U25 16/6	U839 29/-
6BG6G 21/6	6X5GT 5/-	20P5 22/6	ACVP2 17/6	ECC34 15/-	FC13 17/6	N19 8/-	U26 12/6	U840 29/-
6BJ6 7/6	7B7 8/-	25L6GT 9/6	AC2/PEN	ECC35 8/6	FC13C 21/-	N37 18/6	U31 9/6	U841 29/-
6BR7 15/6	7C5 8/-	25Y5 10/-		ECC40 21/-	FW4,500	N78 17/6	U33 21/6	U842 29/-
6BW6 8/6	7C6 8/-	25Z4 9/6	AC2	ECC81 8/-		N108 18/-	U35 21/6	U843 29/-
6BW7 6/6	7D5 15/-	25Z5 9/6	PENDD21/2	ECC82 9/6	FW4,800	N142 9/6	U37 25/6	U844 29/-
6BX6 7/6	7D6 15/-	25Z6 10/6	AZ1 15/6	ECC83 9/6		N147 18/6	U45 21/6	U845 29/-
6BY7 7/6	7D8 15/-	27SU 17/6	AZ31 10/6	ECC84 9/6	GZ30 10/6	N150 10/6	U47 21/6	U846 29/-
6C4 6/6	7H7 0/-	30 13/6	B36 21/-	ECC85 9/6	GZ32 11/6	N153 11/6	U50 8/6	U847 29/-
6CS5GT 8/-	7K7 10/6	30C1 12/6	B65 8/6	ECC91 5/6	GZ34 13/6	N309 11/6	U52 7/6	U848 29/-
6C6 6/6	7Q7 11/6	30F5 11/6	B152 8/6	ECF80 12/6	H30 5/6	N329 10/6	U56 7/6	U849 29/-
6C9 12/6	7R7 12/-	30FL1 10/6	B309 9/6	ECF82 12/6	H63 9/6	N727 7/6	U78 7/6	U850 29/-
6C10 12/6	7S7 10/6	30L1 11/6	B329 9/6	ECH21 22/-	HB90 9/6	N729 8/-	U142 8/-	U851 29/-
6CD6G 27/6	7Y4 7/6	30P4 22/-	B339 9/6	ECH42 10/-	HL92 6/6	P2 10/6	U145 15/-	U852 29/-
6D1 8/-	8D3 5/6	30PI2 11/6	B719 9/6	ECH81 9/-	HL133DD	PCC84 9/6	U147 7/-	U853 29/-
6D2 5/-	9BW6 14/9	30PI6 10/-	CB1 17/6	ECH35 9/-	HL23	PCF80 10/6	U151 9/6	U854 29/-
6D3 15/-	10C1 18/-	30PL1 15/-	CB131 21/6	ECL80 9/-	HL23	PCF82 11/6	U191 20/-	

METAL RECTIFIERS

RM1 6/-	18RA 1-1-8-1 4/6	16RE 2-1-8-1 8/6
RM2 8/-	18RA 1-1-16-1 6/6	18RA 1-2-8-1 11/-
RM3 9/-	16RC 1-1-16-1 8/6	14A86 17/-
RM4 16/6	14RA 1-2-8-2 18/-	14A97 23/6
RM5 22/-	14RA 1-2-8-3 21/-	14A100 24/-

CATHODE RAY TUBES

Type 43/69 £10.0.0
Type 36/44 £8.10.0

TERMS OF BUSINESS C.W.O. or C.O.D.
2/9 PACKING CHARGE ON ALL C.O.D.
ORDERS. POSTAGE 3d. PER VALVE.

OBSOLETE VALVES A SPECIALITY.
QUOTATIONS GIVEN ON ANY TYPE
NOT LISTED.

TUBES

DIRECT FROM OUR FACTORY New low prices

New top quality guns. ALL GUARANTEED

	6 MONTHS REVACUUMED	12 MONTHS REGUNDED	12 MONTHS NEW TYPES
CRM99, MW22-7, MW22-14, MW22-14C, MW22-17, MW22-18	£2-10	£4-10	
19KPA, 191K, C12B, CRM121, CRM121A, CRM121B, CRM122, CRM123, MW31-14C, MW31-16, MW31-18, MW31-17A	£2-15	£4-10	MW31-74 £4-10
141K, 7201A, C14FM, CRM141, CRM142, CRM143, MW36-24, MW36-44	£3-5	£5-5	
17ASP4, 171K, AW36/21, C17FM, CRM171, CRM172, MW43-84, MW43-69	£3-15	£5-15	MW36/24 £7-19
7401A, AW43-80 C14HM, C17BM, CRM151, CRM152A, CRM152B, CRM153, CRM173, MW43-80, MW41-1	£4-15	£6-15	MW43/64 £8-10
AW53-80, CRM212, MW63-20, MW53-80			

NEW 108K (Equiv. 3/16) TUBES SPECIAL OFFER: 39/-
PLEASE NOTE: Many other types not listed available. S.A.E. enquiries

13 CHANNEL TV's

TABLE MODELS, FAMOUS MAKES. Complete with all valves and tubes. These sets are unequalled in value due to huge purchase direct from source. They are untested and are not guaranteed to be in working order. Carr. Free.

AMAZINGLY POPULAR - IDEAL SECOND SETS

- 12" — £3.19.
- 14" — £7.10.
- 17" — £12.10.

12" 5 CHANNEL TV's 45/-
14" 5 CHANNEL TV's 85/-

TECHNICAL TRADING CO.'S "SPECIAL SPRING SNIPS"

TRANSISTORS

RED SPOT 4/6

I.F., L.F. and Output up to 800 kc/s. (48/- dozen).

WHITE SPOT

R.F. and I.F. 2.5 Mc/s 6/8 (09/- per dozen).
XA103 15/-; XA104, 17/6; XB109, 10/-;
GET15, 25/-.

V15/10P: "Goltop" power transistor, up to 10 watts dissipation, maximum collector current 3 amp, maximum collector voltage 10 volts. 19/- ea.

GET15: Latest G.E.C. high power, contact cooled, slab type Standard Output Transistors. SPECIAL PRICE. 18/- ea.

SPECIAL OFFER: Manufacturers' matched pair GET15 Transistors with push-pull input and output Transformers and Amplifier circuit. 1 watt output. Only 49/- set.

GERMANIUM DIODES: General purpose, famous make. 8d. ea.; 8/- doz. GEX44, 3/6 ea.

CONNECTING WIRE

25 FT. P.V.C. Insul., excellent 1/-; 5 coils, dif. colours, 4/6.

CATHODE RAY TUBES

ECR30 (VCR139A), 15/-; 5FP3, 19/-; EOR33 (VCR138), 9/-; VCR97, 12/8.

RECTIFIERS

For Chargers, selenium, full wave bridge, 12 volt 3.4 amps., 9/8. (Carr. 1/-) 25 per doz 250 v. 80 ma. 5/-; RM1, 6/8; RM2, 5/-; RM3, 9/-; RM4, 15/8; RM5, 21/-; 14A80, 17/-; 14A87, 23/-; 14A100, 25/-; 18RC1-1-16-1, 7/8; 18RA1-1-16-1, 7/8; 18RD2-2-8-1, 14/-; 14RA1-2-8-2, 17/-; 14LA1-2-8-3, 20/-.

TRANSFORMERS

STANDARD UPRIGHT MOUNTING TYPE

3 OHM SPEAKER

10,000 ohm primary, small (ECL80), complete with plug-in tone control. 3/6 each.
6,000 ohm primary, small (0V6). 3/8 each.
7,000 ohm primary, standard (6F6). 4/6 each.
5,000 ohm primary, small (0V6). 3/8 each.
Push-pull or Multi-ratio, Goodmans, Primary 6-CT-8k-10k (two 6V6 or EL84). 7/6 each.

CONVERTER. 220 v.-220 ma and 6.3 v.-1 a., 2/9 v. prim. 9/- each.

MIDGET MAINS. 230 v. prim., 220 v.-30 ma and 63 v.-1.1a. 9/- each. Fully shrouded 11/-.

C.R.T. HEATER ISOLATION (With 25% boost) Primary 200/230/250 v.; Secondary 2 v., 4 v., 6.3 v. or 13 v. State voltage required. 9/- each.

FRAME BLOCKING OSCILLATOR TRANSFORMER. Standard type. 3/9 each.

VALVE HOLDERS

PAKOLIN. International Octal. Old English, 4 pin, 5 pin, 7 pin, B3G (EA50). 3d. each, 2/9 doz. U.K. American, 4 pin, 5 pin, 7 pin, 3d. each, 2/9 doz.

MOULDED. Mazda Octal. 3d. each, 2/9 doz. International Octal: B7G, B8A, 6d. each, 5/- doz.; B7G with skirt, B9A with skirt, 8d. each, 7/- doz.; Screening cans, B7C and B9A, 6d. each, 5/- doz.

TAPE RECORDERS

LATEST ALBA. Using the B.S.R. Monardec 3 1/2 i.p.s. takes 5 1/2 in. spools, and is absolutely complete in attractive carrying case. 26 sns.

ELPICO tape recorder, similar to above using B.S.R. tape deck. 26 sns.

FIDELITY tape recorder. An excellent machine, also incorporating the B.S.R. tape deck, but also with facilities for "superimposing". 29 sns. (All tape recorders carriage free).

NEW METERS

- 0-500 Micro amp m.c. 2in. 19/-
- 0-1 ma m.c. 2in. 19/-
- 0-30 ma m.c. 2 1/2 in. 15/-
- 0-500 ma m.c. 2 1/2 in. 15/-
- 0-4 amp hot wire 2 1/2 in. 10/-
- 0-20 amp m.c. 2in. 9/-

LATEST TAYLOR MULTI-METERS. Quality, compact instrument reading A.C. and D.C. volts and amps, sensitivity 20,000 ohms per volt, resistance up to 20 Megohms. Amazing value. £10.

ALUMINIUM CHASSIS Plain, strong gauge, 8 x 16 x 3in. deep. Ideal amplifiers. 9/-.

12in. TV's table models including speaker, line trans., cabinet. Top makes requiring only valves and tube to complete, your choice if available (carr. 4/-). Or 28 per doz., carr. free

14in. TV's 5 channel as above (carr. 4/-) 35/-

COSSOR PORTABLE TRANSISTOR GRAMS. 40 p.p.m. Beautiful carrying cases. While stocks last. 29.19.0

1 WATT TRANS. AMPLIFIERS

From a single 6 v. all-dry battery. Latest GET15 Power Transistors. In PUSH-PULL Two-Transistor High Gain pre-amplifier stages. Output transformer (3 ohms). £3.18.0.

10 RECORD AUTOCHANGERS

- BSR MONARCH 28 17 6
 - COLLAHO CONQUEST 28 17 6
 - GARRARD RC75A Senior 27 19 6
 - GARRARD RC100 MKII 29 7 6
 - GARRARD RC121/4 MKII 29 19 0
- (Carr. and Pack. 4/-)

STAAR "GALAXY" AUTOCHANGERS. We hold the most comprehensive range of spares in the country, send 6d. stamp for Service Sheet and Spares Price List.

TURRET TUNERS

Latest Standard 38 m.c., lited approx. 27, absolutely complete, 45/-.

As above but with one oscillator transformer missing complete, with Mullard PCF80 PCC84. Manufacturer's boxes. 29/-.

EXTERNAL I.T.V. CONVERTERS WITH INTERNAL POWER PACK. Well-known make at a very competitive price, completely enclosed. Finished in hammered gold. Very compact. Can be put inside practically all TV's. Gain and Trimming controls. Listed at 27.7.0. Our Price 39/- Carr. 2/6.

LOUDSPEAKERS

- TOP MAKES—MANUFACTURER FRESH
- 24in., 18/-; 3in., 18/-; 3 1/2in., 18/-; 6in., 16/-
 - 6in., 18/-; 8in., 19/-; 10in., 22/6; 12in., 25/8
 - 7 x 4in. elliptical 18/-
 - 10 x 6in. elliptical 22/6
 - 10 x 6in. elliptical 23/8
 - 8in. Stentorian 15 ohms HF810 70/-
 - 10in. Stentorian 37.5-15 ohms HF1012 99/9
 - 12in. Closed Field 27/6
 - 13in. 15 ohm 40/-

STOP PRESS—Just out! 8 x 13in. Hi-Fi speakers, built-in tweeters, 49/-.

TAPE DECKS

B.S.R. "MONARDEC". Latest type, 3 1/2 i.p.s., takes 5 1/2 in. spools. Simple controls. 29.15.0

LATEST COLLARO STUDIO TAPE TRANSCRIPTOR. Three motors, three speed, 1 1/2, 3 1/2, 8 1/2 i.p.s., takes 7in. spools, super quality finish, push button controls. 24.10.0

INFRA RED HEATERS

Another T.T.C. Scoop, enables us to pass on to you these wonderfully efficient Radiant Heaters. Parabolic Super Finish Reflectors in Polychromatic Bronze Cases, 230-240 volts, 800 w, 1200 w, 2000 w. Limited quantity 59/- ea. at under half price.

MISCELLANEOUS EQUIPMENT

SCR522 BENDIX TRANSCEIVERS. 100/130 Mcs. Ideal for conversion to 2 metres, less valves. 29/-.

RE-ENTRANT SPEAKERS. Excellent for outside work. Single, 19/-; Double, 29/-.

MIRROR GALVANOMETERS. Evershed and Vignoles, 45 second swing, high sensitivity, heavy gunmetal cases with spares in transit case. Unused. 23.10.0.

A "MUST" for School Laboratories.

RECEIVERS R109. 2-12 Mc/s. Takes only 6 volt, 1 amp. SCR. 13.15.0.

TRANSMITTERS TB99. 800s modulating 808's. 100-150 Mc/s. 29.10.0; Receivers to match, 24.10.0; Transmitter and Receiver, 29.10.0.

TOOLS: Neon Mains testing screwdrivers, Chrome Vanadium insulated blade, 2/9; Side Cutters, standard 5in., very tough, 3/6; 6in., 3/9;

TIME SWITCHES. Clockwork Mechanism. Mercury operated, 2 circuit, 14 day, 20 amp contacts, 25/-, carr. 4/-.

ACOS MIC.39-1. Crystal stick, for hand, desk or floor stand. 49/-.

L.F. CHOKES. 20 H. 80 ma, 5/-; 5 H, 250 ma, 4/8; 10 H, 250 ma, 6/-.

GOLD METAL PRETS. 10 x 24in., 1 1/2-5in. round 1/-; 11 x 5in., 2/-; 18 x 8 in., 3/-; 24 x 12 in., 9/-.

IVORY/GOLD KNOBS. 1 sp. grub screw, 1in. dia., half price, 1/- each, 4 for 3/6.

SOLDERING IRONS. 50 watts, 45 pencil bit, 16/9.

MAINS LEADS. 3 yds. heavy 3-core cloth covered, 1/- each, 9/- doz. PRE-SET POTS. Top quality, 200 k, 250 k, 500 k, 1 meg. 2/- each.

ALL CHASSIS. 16 x 8 x 3 in. deep, heavy g'ge. 7/8.

PERSEPE FRONTS (as on 110° TVs). Heavy, ideal windscreens, etc. fraction of cost, 17in. 8/6, 21in. 15/-.

SYSTOLEX. 1-3 mm. assorted colours. Twenty-four 1 yd. lengths. 3/6.

1000 YDS. ASSAULT CABLE. P.V.C. covered steel, ideal telephone lines, gardening. 9/- drum.

BATTERY ELIMINATORS (Cosors). 200-250 V.A.C. giving 1.5 v. 125 ma. and 90 v. 10 ma. only 39/-.

465 kc L.F.T.'s. Miniature standard type, 7/6 per. TOGGLE SWITCHES. S.P. 1/9; D.P. 2/6.

MORSE KEYS. V.c.t. finish, 2/6.

INSULATING TAPE. Good quality, half price, 6 rolls, 2/6.

CERAMIC CONDENSERS. Top quality, rock-bottom prices. 3, 6, 8, 8.2, 9, 10, 12, 15, 16, 18, 20, 22, 26, 30, 33, 35, 47, 50, 70, 82, 100, 110, 120, 130, 150, 180, 200, 300, 350, 450, 470, 500, 600, 700, 750, 800, 1000, 1500, 1800, 2000, 3000, 4000, 5000, 800, each. 5/- doz., 12/6 3 doz.

TUBULAR CONDENSERS. Top makes. 350/ 500 v. 0.01, 0.02, 0.03, 0.01, 0.02, 0.03, 8d., 0.05, 0.1, 0.2, 0.25, 0.5, 10d.

ELECTROLYTIC CONDENSERS. 4 mfd 500 v. 1/8 5 mfd 50 v. 1/3; 8 mfd 275 v. 1/3; 8 mfd 450 v. 1/9; 8-8 mfd 450 v. 2/6; 16 mfd 350 v. 1/9; 16-16 mfd 350 v. 2/9; 25 mfd 2/9; 32 mfd 350 v. 2/-; 32-32 mfd 450 v. 3/6; 25; 50 mfd 12 v. 1/-; 50-50 mfd 400 v. 2/6.

FERRITE RODS. 6 x 1/4 in. approx., 2/9 ea.; 8 x 1/4 in. 2/9 ea.

REXINE. 54in. wide. Light grey or red, with white polka dots, 7/6 per yd. Your record player cabinet can be given a "New Look" at very low cost.

BATTERIES. All-Dry, ex-government, 60 plus, 1.5 v. 2/6 ea.; 6 for 12/6; 1 doz., 22/6.

INSTRUMENT KNOBS. By Painton. 2 1/2 in. black, beautifully finished, 1/6 ea., 18/- doz.

RADIO AERIALS. Top quality, insulated, 25ft. 1/- ea., 10/6 doz.; 50ft. 1/10 ea., 19/- doz.

SPECIAL OFFERS

4-SPD. RECORD PLAYERS

Latest H.R.K. TC9 Turntable, together with lightweight Staar Galaxy dual sapphire crystal turnover pick-up head. Truly amazing value at £3/10/- Carr. 3/6.

STEREO equipped 4-speed Single Player, famous make. Just released. Limited Quantity £6/19/- Carr. 3/6.

VIBRATOR PACKS

6 volt, complete 220 volt, 60 ma output. Limited number..... 12/6

CO-AXIAL CABLE

Semi-Air-Spaced low loss. 1-19 yds., 7d. per yd., p. & p. 1/3. 20-39 yds., 6d. per yd., p. & p. 1/9. 50 YARDS 22/6. P. & P. 2/6.

100 RESISTORS assortment 7/6 1-2 watt.

VALVES ALL GUARANTEED 3 MONTHS. PL81 SOLED, AMAZING 4/6 at VALUE AT ONLY. EY51 SHORT 4/6 U25 SHORT 8/- ENDS 8/-

100 CONDENSERS 10/- Due to huge purchase we can offer a wide, well balanced range of mainly the latest miniature Ceramic and Silver Mica condensers from 3 pf to 10,000 pf. LIST VALUE OVER 45. A must for your spares.

PM SPEAKERS (SURPLUS)

Tested, top makes, performance guaranteed. 6 1/4 in. 7/- 5 in. 11/- 10 in. 13/- 8 in. 7X4 10X6

STEREO

Special Offer, matched pairs of speakers. 6 1/4 in. or 5 in. 14/- pr. 10 in., 22/- pr. Special quotations for quantities of the above speakers or any other goods listed.

AM/FM KIT. Gorla: Consisting of Tuning Heart, assembled, with 1st L.F. Transformers. Second 13M. AM and Discriminator Transformers, complete kit. Comprehensive instruction booklet supplied. Booklet only, 2/-; Kit, with ECC85 valve, £3.13.6; Kit, less ECC85 valve, £3.5.0.

SWITCHES. Yaxley type. 4 pole, 3 way, 3/3; 3 pole, 4 way, 3/3; 2 pole, 6 way, 3/3; 2 pole, 2 way, 3/3. Toggle, small, 1/8; 5-10 amp rating, 2/3; Spring loaded off, 1/3.

CERAMIC TRIMMERS AND PADDSERS. 50 pf. 8d.; 150-150, 200-250, 300-300 pf. 1/-.

CONCENTRIC TRIMMERS. Philips type, 9d.

COIL PACKS. 5 waveland, famous make, long, med., 3 short waveland, superhet, ideal basis for communications set, 465 kc. I.F. Fully made, 19/6.

COILS: Techrad Midget Superhet coil sets, aerial and oscillator, long and medium wave, Polystyrene formers, complete circuit, 8/6.

1000 ohm. 10 watt RESISTORS. Ideal Smoothing Droppers. 1/3 ea; 13/- doz.

CARBON RESISTORS. 1/4 watt, 3d. ea.; 1 watt and above, 4d. ea.; Close tolerance resistors, 6d. Unless stated on order, near values will be supplied.

MAINS DRIVEN BELLS. 200-250 A.C., incorporates step down transformer. 9/6 ea.

MULTI-RANGE TEST METER. Coby A.10 A.C. and D.C. volt (sensitivity 2,000 o.p.v.), 10 v. 50 v., 250 v., 500 v., 1000 v. Resistance 10 k ohms, 11 Megohm, D.C. current 0.5 ma., 25 ma. Accuracy D.C. ± 2%, 51 x 3 1/2 in. Weight 17 ozs. With test prods. and instr. book. 24.10.0.

SINGLE RECORD PLAYERS

COLLARD 4-speed 4/548 .. £8 19 0 GARRARD 4-speed 4SP .. £7 7 6 GARRARD 4-speed TA MK11 .. £8 19 0 GARRARD 4-speed 4HF .. £17 15 0

PORTABLE RECORD PLAYERS

Collard 4-speed auto-changer, 2 1/2 watt high gain amplifier. Super two-tone case, 13 gns. Or case only 59/-, 2 1/2-watt Amplifier complete on battle with Speaker, £3.10.0.

VALVES BY RETURN OF POST

10% DISCOUNT SPECIAL OFFER TO PURCHASERS of any SIX VALVES marked in black type (15% in General). Post: 1 valve 6d., 2-11 1/-.

NEW LOW PRICES GUARANTEED 3 MONTHS

FREE TRANSIT INSURANCE. All valves are new or of fully guaranteed ex-government or ex-equipment origin. Satisfaction or Money Back Refund - on goods if returned unused within 14 days.

Table listing various vacuum tube valves (e.g., 6X4, 6X5, 6X6, 6X7, 6X8, 6X9, etc.) with their prices and special offers.

Post : 2 lbs. 1/6, 4 lbs. 2/-, 7 lbs. 2/9, 15 lbs. 3/6 etc. No C.O.D. ALL ITEMS LESS 5% & POST FREE IN DOZENS (Callers always welcome). LIST OF 1000 SNIPS 6d P.O. BOX 21 (W) 350-352 FRATTON ROAD, PORTSMOUTH.


A REVOLUTIONARY NEW BRITISH INVENTION!

- ★ Uses standard tapes
- ★ Plays at 7½" per. sec. or 3 other speeds
- ★ Records direct from radio or microphone
- ★ Erase and fast rewind

£13.12s

Special moving-coil microphone and tape extra.

EASY TERMS



Instantly turns any gramophone into a first-class Tape-Recorder and back into a record-player in a moment!

Gramdeck is completely new . . . a revolutionary and ingenious invention that instantly turns your gramophone into a tape-recorder and back into a gramophone at will! Slip the Gramdeck on to your turntable and you have the finest tape-recorder you've ever heard! Lift it off . . . your gramophone is ready to play records again. There are no motors or valves to go wrong—and you get a quality that has to be heard to be believed! Everyone is praising the Gramdeck.

"The quality is at least equal to that obtained from a good microgroove disc," says a leading professional journal.

"Ingenious—simple . . . why on earth did no one think of it before!"—THE TAPE RECORDER.
 "Ingenious and robust."—BRITISH SOUND RECORDING ASSOCIATION JOURNAL.

"Quality of reproduction excellent . . . real hi-fi results . . . potential is tremendous . . . both designer and manufacturer should be congratulated."—BRITISH RADIO & T/V RETAILERS REVIEW.

"Better than many so-called hi-fi recorders . . . robust . . . carefully designed . . . excellent value."—AMATEUR CINE WORLD.

Free!



WORKS FROM ANY RECORD-PLAYER OR RADIOGRAM

Gramdeck records and reproduces with a wonderful depth and breadth of tone. Because it uses equipment that is already in your gramophone it only costs a fraction of the high-quality tape-recorder you would normally require. Full details, specifications, photographs, easy terms, etc., are given in the Gramdeck Book. Send for your FREE copy, today.

MADE BY THE FIRM THAT MAKES RADAR EQUIPMENT FOR VISCOUNTS & BRITANNIAS

FREE BOOK—POST NOW!

I would like to know how to turn my gramophone into a first-class tape-recorder . . . please send me the Gramdeck Book—FREE and without obligation.

(Write if you prefer not to cut page)

NAME

ADDRESS

Gramdeck (Dept. PA / 808) 29 Wright's Lane
Kensington, London, W.8

Gramdeck

GRAMOPHONE TAPE RECORDER
HIGH QUALITY TAPE-RECORDING FOR EVERY HOME

GRAMDECK TURNS A TURNTABLE INTO A TAPE-RECORDER

Stern's "fidelity" TAPE EQUIPMENT


A SELECTION OF HIGH FIDELITY PORTABLE TAPE PREAMPLIFIERS

Adds "Hi-Fi" TAPE RECORDING TO YOUR EXISTING AUDIO INSTALLATION

IN ALL MODELS WE INCORPORATE THE TYPE "C" PREAMPLIFIER

AND OFFER IT COMPLETE IN CASE WITH . . .

- (a) The new COLLARO "STUDIO" 3 Speed Deck H.P. Deposit £7.6.0, 12 months £2.13.6 **£36.10.0**
- (b) The COLLARO Mk. IV "Transcriptor" 3 Speed Deck H.P. Deposit £8.6.0, 12 months £3.0.11. **£41.10.0**
- (c) The new TRUVOX Mk. VI Tape Deck H.P. Deposit £8.14.0, 12 months £3.3.10. **£43.10.0**
- (d) The BRENELL Mk. V 3 Speed Deck H.P. Deposit £8.14.0, 12 months £3.15.7. **£51.10.0**
- (e) The WEARITE MODEL 4A Tape Deck Deposit. £12.4.0, 12 months £4.9.5. **£61.0.0**



YOU CAN BUILD A COMPLETE TAPE RECORDER for £36.0.0

H.P. TERMS Deposit £7.4.0, 12 months £2.12.10.

FOR THIS WE SUPPLY:

- * COMPLETE KIT OF PARTS TO BUILD THE HF/TR3 TAPE AMPLIFIER.
- * THE NEW COLLARO "STUDIO" TAPE DECK.
- * PORTABLE CARRYING CASE (as illustrated).
- * ROLA/CELESTION 10in. x 6in. P.M. LOUDSPEAKER.
- * ACOS CRYSTAL MICROPHONE 1,200t. SPOOL E.M.I. TAPE.

For those who prefer another type of TAPE DECK we will supply precisely as above—but IN PLACE of the COLLARO "STUDIO" DECK—WE INCLUDE

- (a) The Mk. IV COLLARO "TRANSCRIPTOR" DECK H.P. Deposit £8.0.0 and 12 months £2.18.2. (£1 extra to wire up the Transcriptor Switch Banks.) **£39.15.0**
- (b) The New TRUVOX Mk. VI DECK H.P. Deposit £9.0.0, and 12 months £3.6.0. (Carriage and Insurance on all above is 10/- extra.) **£45.0.0**

For Constructors with their own Cabinet WE OFFER

- (a) COMPLETE KIT to build the HF/TR3 Amplifier, together with the COLLARO "STUDIO" DECK **£28.0.0**
- (b) As above but with HF/TR3 supplied ASSEMBLED and TESTED **£31.10.0**
- (c) COMPLETE KIT to build the HF/TR3, together with the Mk. IV COLLARO "TRANSCRIPTOR" TAPE DECK (£1 extra if we are required to wire up Deck Switch Banks.) **£30.15.0**
- (d) As above but HF/TR3 supplied ASSEMBLED and TESTED (£1 extra if we are to wire up Deck Switch Banks.) **£34.10.0**
- (e) COMPLETE KIT to build the HF/TR3, together with the NEW TRUVOX Mk. VI TAPE DECK **£36.0.0**
- (f) As above but HF/TR3 supplied ASSEMBLED and TESTED H.P. Deposit £7.18.0, and 12 months £2.17.11. **£39.10.0**
- (g) COMPLETE KIT to build the HF/TR3 AMPLIFIER with the BRENELL Mk. V TAPE DECK **£41.10.0**
- (h) As above but HF/TR3 supplied ASSEMBLED and TESTED H.P. Deposit £9.0.0, and 12 months £3.6.0. **£45.0.0**

Carriage and Insurance on each above is 10/- extra.

Attractive PORTABLE CASE is available to accommodate the TRUVOX or COLLARO TAPE DECKS and we offer it, together with ROLA/CELESTION 10 x 6in. LOUDSPEAKER—ACOS CRYSTAL MICROPHONE—and 1,200t. SPOOL E.M.I. TAPE—ALL FOR £9.0.0. Carriage and Insurance 5/- extra.


WE HAVE THE NEW 2 SPEED TWIN TRACK TRUVOX Mk VI TAPE DECK IN STOCK £26.5.0
DEPOSIT: £5.5.0 and 12 MONTHS £1.18.6.

THE MODEL HF/TR3 TAPE AMPLIFIER

INCORPORATING 3-SPEED TREBLE EQUALISATION by means of the latest FERROXUBE POT CORE INDUCTOR.

PRICE for COMPLETE KIT OF PARTS **£12.15.0**
PRICE FULLY ASSEMBLED & TESTED **£16.10.0**

HIRE PURCHASE: Deposit £3.6.8 and 12 monthly payments of £1.4.2. A very high-quality Amplifier based on the very successful "TYPE 'A'" design completed in the MULLARD LABORATORIES. ONLY NEW HIGH-GRADE COMPONENTS are incorporated including MULLARD VALVES and a GILSON OUTPUT TRANSFORMER—other features are—Magic Eye Recording hand indicator—Effective Tone Control—Monitoring and Extension Speaker Sockets—has own Power Supply and can be used as independent Amplifier for direct reproduction of Gram Records or from Radio Tuner. Overall size 11 x 6 x 6in. Can be supplied for use with Truvox—Collaro—Lane—Brenell or Motok Decks. Please specify which. Send S.A.E. for leaflet or 2/6 for complete Assembly Manual.



STERN'S MULLARD TYPE "C" TAPE PREAMPLIFIER-ERASE UNIT

INCORPORATING THE NEW FERROXUBE POT CORE PUSH-PULL OSCILLATOR and 3 SPEED TREBLE EQUALISATION by means of the latest FERROXUBE POT CORE INDUCTOR. PRICES... INCLUDING SEPARATE SMALL POWER SUPPLY COMPLETE KIT **£14.0.0**
ASSEMBLED AND TESTED **£17.0.0**



Dep. £3.8.0 and 12 of £1.4.11.
ALSO AVAILABLE EXCLUDING POWER SUPPLY UNIT FOR £11.5.0 and £14.10.0, respectively.
WHEN ORDERING PLEASE STATE MAKE OF TAPE DECK TO BE USED. We present this "Hi-Fi" Preamplifier strictly to Mullard's specification incorporating ONLY NEW HIGH-GRADE COMPONENTS and the SPECIFIED NEW MULLARD VALVES. It comprises a COMPLETELY SELF-CONTAINED UNIT, neatly finished in Hammered Gold with a very attractively engraved PERSPEX FRONT PANEL.

FOR PERMANENT HIGH FIDELITY INSTALLATIONS WE ALSO OFFER (excluding case)

- (a) The COLLARO "STUDIO" TAPE DECK and our Mullard Type "C" PREAMPLIFIER and Power Unit Assembled and Tested. **£32.10.0**
H.P. Deposit £6.10.0, and 12 months £2.7.5.
- (b) As above but TYPE "C" PREAMPLIFIER supplied as complete KIT OF PARTS **£29.0.0**
- (c) The COLLARO Mk. IV TAPE DECK and the MULLARD TYPE "C" PREAMPLIFIER & Power Unit assembled, tested. **£35.0.0**
H.P. Deposit £7, and 12 months £2.11.4.
- (d) As (c) but Type "C" as COMPLETE KIT OF PARTS **£32.0.0**
- (e) The TRUVOX Mk. VI DECK and the assembled Type "C" Preamplifier and Power Unit. **£40.0.0**
H.P. Deposit £8.0.0, and 12 months £2.18.3.
- (f) As above but Type "C" as complete KIT OF PARTS **£36.10.0**
- (g) The BRENELL Mk. V DECK and the assembled Type "C" PREAMPLIFIER and POWER UNIT. **£46.0.0**
H.P. Deposit £9.4.0, and 12 months £3.7.6.
- (h) As (g) but Type "C" as complete KIT OF PARTS **£43.0.0**
- (i) The WEARITE 4A DECK with TYPE "C" assembled and tested. **£56.0.0**
H.P. Deposit. £11.4.0 and 12 months £4.2.1.

(Carriage and Insurance on above quotes 10/- extra.)
PLEASE ENCLOSE S.A.E. WITH ALL CORRESPONDENCE.

STERN RADIO LTD.
109 & 115 FLEET ST., LONDON, E.C.4
Telephone: FLEET STREET 5812/3/4

STERN'S MULLARD DESIGNS

Designed by MULLARD—presented by STERN'S strictly to specification

COMPLETE KIT OF PARTS— MULLARD "5-10" MAIN AMPLIFIER

For use with the MULLARD 2-stage pre-amplifier with which an understated power output of up to 10 watts is obtained. We supply SPECIFIED COMPONENTS AND NEW MULLARD VALVES, including PARMKO MAINS TRANSFORMER and choice of the latest Ultra-Linear PARMKO or the PARTRIDGE Output Transformer. **PRICE COMPLETE KIT (PARMEKO Output Trans) £10.00**

Alternatively we supply **ASSEMBLED AND TESTED £11.10.0**

ABOVE INCORPORATING PARTRIDGE OUTPUT TRANSFORMER, £1.8.0 EXTRA



MULLARD'S PRE-AMPLIFIER TONE CONTROL UNIT

Employing two EF86 valves, and designed to operate with the MULLARD MAIN AMPLIFIERS, but also perfectly suitable for other makes.

PRICE, COMPLETE KIT OF PARTS, £6.6.0 Alternatively we supply **ASSEMBLED AND TESTED £8.0.0**

Supplied strictly to MULLARD'S SPECIFICATION and incorporating

- Equalisation for the latest R.I.A. characteristics
- Input for Crystal Pick-ups, and variable reluctance magnetic types.
- Input. (a) Direct from HkH Imp. Tape Head. (b) From a Tape Amplifier or Pre-amplifier
- Sensitive Microphone Channel. • Wide range BASS and TREBLE Controls.



COMPLETE MULLARD "5-10"

The popular and very successful complete "5-10" incorporating Control Unit providing up to 10 watts high quality reproduction. Only Specified Components and new MULLARD VALVES are supplied including PARMKO MAINS TRANSFORMERS and choice of the latest PARMKO or PARTRIDGE ULTRA-Linear Output Transformers.

KIT OF PARTS £11.10.0 OR **ASSEMBLED AND TESTED £13.10.0**

OR **HIRE PURCHASE (Assembled H.P. Terms: Deposit £2.14.0. 12 months at 19.10.**

ABOVE INCORPORATING PARTRIDGE OUTPUT TRANS. £1.8.0 extra



COMPLETE MULLARD "3-3"

THE IDEAL AMPLIFIER FOR A SMALL HIGH QUALITY INSTALLATION PROVIDING EXCELLENT REPRODUCTION OF UP TO 3 WATTS OUTPUT

COMPLETE KIT OF PARTS £7.10.0 OR **ASSEMBLED AND TESTED £8.19.6**
(plus 6/8 coverage and insurance) H.P. Terms: Deposit £2.0.0 and 8 Months at £1.0.0. Complete to MULLARD'S SPECIFICATION including Mullard valves and a PARMKO OUTPUT TRANSFORMER




STEREO "3-3" MAIN AMPLIFIER

Comprises two "3-3" MULLARD MAIN AMPLIFIERS on one chassis and is designed to operate with our DUAL CHANNEL PRE-AMPLIFIER for both STEREOPHONIC or MONAURAL operation. Its output power is 3 watts (3 watts per channel).

PRICE: COMPLETE KIT OF PARTS £10.0.0

Alternatively **ASSEMBLED AND TESTED £11.15.0**

H.P. Terms: Deposit £2.7.6 and 12 months at 17/4.



SPECIAL PRICE REDUCTIONS

(c) The KIT OF PARTS to build both the "5-10" Main Amplifier and the 2-valve PRE-AMP CONTROL UNIT **£15.15.0**

(d) The "5-10" and the 2-stage PRE-AMP both ASSEMBLED and TESTED H.P. Dep. £3.16.0 and 12 months of £1.7.8. **£18.18.0**

(e) The KIT OF PARTS to build the DUAL-CHANNEL "3-3" AMPLIFIER and the DUAL-CHANNEL PRE-AMPLIFIER CONTROL UNIT **£21.10.0**

(f) The DUAL-CHANNEL "3-3" AMPLIFIER and the DUAL-CHANNEL PRE-AMPLIFIER CONTROL UNIT BOTH ASSEMBLED and TESTED H.P. Terms: Deposit £5 and 12 months of £1.16.8. **£25.0.0**

(g) The KIT OF PARTS to build one "5-10" MAIN CHANNEL and the DUAL-CHANNEL PRE-AMP CONTROL UNIT **£21.10.0**

(h) ONE "5-10" AMPLIFIER and the DUAL-CHANNEL PRE-AMPLIFIER both ASSEMBLED and TESTED H.P. Terms: Deposit £5. 12 months of £1.18.8. **£25.0.0**

(i) KIT OF PARTS to build Two "5-10" MAIN AMPLIFIERS (incorporating Parmeko Output Transformers) and the DUAL-CHANNEL PRE-AMPLIFIER CONTROL UNIT **£31.0.0**

(j) TWO "5-10" AMPLIFIERS and the DUAL-CHANNEL PRE-AMPLIFIER CONTROL UNIT BOTH ASSEMBLED and TESTED H.P. Terms: Deposit £7.4.0. 12 months £2.12.0. Carriage and Insurance 7/6 extra. Prices quoted are subject to £1.8.0 extra for Partridge Transformer.

(k) KIT OF PARTS to build Two "5-10" MAIN AMPLIFIERS (incorporating Parmeko Output Transformers) and the DUAL-CHANNEL PRE-AMPLIFIER CONTROL UNIT BOTH ASSEMBLED and TESTED H.P. Terms: Deposit £7.4.0. 12 months £2.12.0. Carriage and Insurance 7/6 extra. Prices quoted are subject to £1.8.0 extra for Partridge Transformer.

STEREO DUAL CHANNEL PRE-AMPLIFIER

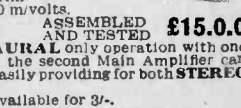
This model incorporates two Mullard 2-valve Pre-Amplifiers combined into a Single Unit enabling it to be used for both STEREOPHONIC or MONAURAL operation. It is designed primarily to operate with our range of MULLARD MAIN AMPLIFIERS but will also operate equally well with any make of Amplifiers requiring an input of 250 mvolts.

COMPLETE KIT OF PARTS £12.10.0 OR **ASSEMBLED AND TESTED £15.0.0**

Operates equally well for MONAURAL only operation with one "5-10" Main Amplifier to which the second Main Amplifier can at any time be added, thus very easily providing for both STEREO or MONAURAL reproduction.

THE ASSEMBLY MANUAL is available for 3/-.
COMPLETE STEREO AMPLIFIER

A thoroughly recommended Mullard design that very effectively meets the many requests for a low-priced but good quality DUAL CHANNEL STEREOPHONIC AMPLIFIER. Output power is 4 watts from STEREO or MONAURAL gram inputs. **PRICE: COMPLETE KIT OF PARTS £8.10.0** ALTERNATIVELY **ASSEMBLED AND TESTED £10.10.0**



!! RECORD PLAYERS !!

THE LATEST MODELS ARE IN STOCK MANY AT REDUCED PRICES

SEND S.A.E. FOR ILLUSTRATED LEAFLET

B.S.R. MONARCH UA3 4-speed mixer Autochanger with Crystal Pick-up.

£6.19.5

The NEW COLLARO MODEL RP394 4-speed Single Record Player. Studio Cartridge.

£9.18.9

The COLLARO "CONQUEST" 4-speed Autochanger. Studio Pick-up.

£7.10.0

The COLLARO 4-speed Single Record Player. Studio Pick-up.

£6.15.0

The NEW B.S.R. Model UA12 In Stock. A4 "SPEED" MIXER AUTOCHANGER.

£8.7.6

UA12 also available incorporating the B.S.R. STEREO Pick-up, plays L.P. and 78 Records.

£10.10.0

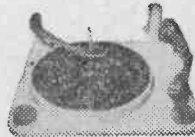
GARRARD MODEL TA Mk.11 4-Speed Player fitted high output Crystal Pick-up.

£8.10.0

GARRARD MODEL RC121/4. Autochanger 4-Speeds. High output. Crystal Pick-up.

£10.0.0

Carriage and Insurance on each above, 5/- extra.



! RADIOGRAM CHASSIS ! and V.H.F. RADIO TUNING UNITS

WE HAVE THE COMPLETE RANGE OF ARMSTRONG and DULCI high quality replacement Chassis IN STOCK.

Descriptive leaflets are available—enclose S.A.E.
Please enclose S.A.E. for DESCRIPTIVE LEAFLETS COMPLETE ASSEMBLY MANUALS are available at 1/6 each.

STERN RADIO LTD.



Stern's "fidelity" TAPE RECORDERS

BEFORE YOU BUY
— YOU SHOULD
HEAR THESE

RECORDERS. THEY ARE COMPARABLE
TO THE MUCH HIGHER-PRICED MODELS

There are no better value for money Tape Recorders on the market—if you can't call and hear them, send S.A.E. for fully descriptive leaflets.

MODEL CR3/S Incorporates the New COLLARO "STUDIO" TWIN TRACK 3-Speed Deck H.P. Terms: Deposit £8.4.0 and 12 months of £3.0.2. **£41.0.0**


MODEL CR3/T Incorporates the very popular 3-Speed COLLARO Mk. IV "TRANSCRIBTOR" Deck which has both upper and lower tape tracks. **£49.10.0** H.P. Terms: Deposit £9.18.0 and 12 months of £3.12.7.

MODEL TR3/Mk. VI. Incorporates the New TRUVOX Mk. VI TWIN TRACK 2-Speed Tape Deck H.P. Terms: Deposit £9.18.0 and 12 months of £3.15.7.

All prices quoted provide for the COMPLETE RECORDER including CRYSTAL MICROPHONE and 1,200 ft. Spool of Tape.

Each Model incorporates the highly successful HF TR3 Amplifier (described opposite) thus ensuring truly "Hi-Fi" record and playback facilities.

Model HF/G2R



and NOW WE INTRODUCE

● **MODEL HF/G2P TAPE PREAMPLIFIER**
The Ideal "Link" to add High Quality Tape Recording facilities to existing Audio Installations and the

● **MODEL HF/G2A TAPE AMPLIFIER**

Designed to our usual High Technical Standard. Being based on the very successful Mullard Tape Designs. They incorporate MULLARD VALVES and only HIGH GRADE COMPONENTS

AS A RESULT WE PRESENT
**TWO UNITS METICULOUSLY
MATCHED TO CORRECTLY
OPERATE**



THE NEW GARRARD "MAGAZINE" TAPE DECK

Both Units form an entirely new "Easy to handle" presentation, each is completely self contained with Power Supply (Loudspeaker Amplifier HF/G2A only), and all INPUT and OUTPUT sockets incorporated on the chassis, which itself is constructed to allow for direct attachment to the tape deck. Thus the Tape Deck with the Amplifier (or Preamplifier fixed to it) form ONE COMPLETELY SELF-CONTAINED WORKING UNIT which requires only screwing into a Cabinet and Connecting to the Mains supply. As is usual with GARRARD products this Tape Deck is a Precision Engineered Unit of Excellent Quality operating two tracks at 3 1/2 in./sec. speed. It is the "Easiest to Handle" Tape Deck, having only two controls and incorporates the new instantaneous Tape Loading Magazine which makes tape loading as simple as putting on a Record.

OVERALL PERFORMANCE IS REALLY EXCELLENT . . .

WE OFFER AS FOLLOWS:

- (a) Model HF/G2R Portable TAPE RECORDER, includes spool of L.P. Tape and Crystal Microp. **£33.0.0** H.P. Terms: Deposit £8.12.0, 12 monthly payments £2.8.5
- (b) Model HF/G2A-D, comp. AMPLIFIER and TAPE DECK, Inc. spool of L.P. Tape and L/S. **£27.10.0** H.P. Terms: Deposit £5.10.0, 12 monthly payments £2.0.4
- (c) ASSEMBLED AND TESTED AMPLIFIER Model HF/G2A **£15.0.0** H.P. Terms: Deposit £3.0.0, 12 monthly payments £1.2.0
- (d) Model HF/G2PP PORTABLE PREAMPLIFIER, Complete in Portable Case (like HF/G2R) **£30.0.0** H.P. Terms: Deposit £2.0.0, 12 monthly payments £2.4.0
- (e) Model HF/G2P-D, comp. PREAMPLIFIER and TAPE DECK, Includes spool of L.P. Tape. **£26.0.0** H.P. Terms: Deposit £5.4.0, 12 monthly payments £1.18.2
- (f) ASSEMBLED AND TESTED PREAMPLIFIER Model HF/G2P **£14.0.0** H.P. Terms: Deposit £2.16.0, 12 monthly payments £1.0.6

A SPECIAL CASH ONLY OFFER ! !

This very attractive PORTABLE AMPLIFIER CASE together with a good quality GRAM AMPLIFIER and a matched P.M. SPEAKER.

ALL for ONLY **£8.7.6** (Plus 7/6 Carr. & Ins.)

The Amplifier consists of a 2-stage design incorporating 3 modern B.V.A. valves and has separate BASS and TREBLE CONTROLS. The Portable Case will also accommodate almost any make of Autochanger and is attractively finished in Mushroom Grey Rexine. WE ALSO SUPPLY SEPARATELY—

- a) The 2-stage (plus Rectifier) AMPLIFIER **£4.2.6**
- b) The PORTABLE CARRYING CASE **£3.17.6**
- c) P.M. SPEAKER **18/9** Carriage and Insurance 4/- extra.



STERN'S MK. II "fidelity" F.M. TUNING UNIT

PRICE **£14.5.0** (Plus 5/- Carr. and Ins.)

HIRE PURCHASE: Deposit £2.17.0 and 12 Monthly Payments of £1.0.0

Incorporates the latest MULLARD PERMEABILITY TUNING HEART and the corresponding MULLARD VALVE LINE-UP. A really first-class Tuner, very attractively presented and comparable to many offered at much higher prices. Power consumption is only 1.5 amps at 6.3 volts and 25 ma at 250 volts.


HOME CONSTRUCTORS ! YOU CAN BUILD THIS TUNING UNIT FOR ONLY £10.10.0 (Plus 5/- Carr. & Ins.) Please send S.A.E. for fully descriptive leaflet, or the Assembly Manual is available for 1/6.



THE "ADD-A-DECK" incorporating the NEW B.S.R. "MONARDECK" and Matched Preamplifier

Carriage and Insurance, 10/-
Deposit **£3.12.0** **£17.17.0.**
12 mths. **£1.6.2**

Designed to operate through the Pick-up Sockets of the standard RADIO RECEIVER through which first-class results are obtained. It consists of a Twin Track Tape Deck, incorporating matched Preamplifier, and operates at 3 1/2 in./sec. speed.



Supplied fully tested and completely assembled on an attractive wood plinth, and only requires connections to the mains supply and the Pick-up Sockets, for which purposes "floating" leads are incorporated.

"Hi-Fi" LOUDSPEAKERS
WE HAVE IN STOCK A COMPLETE RANGE BY **GOODMANS—WHARFEDALE—W.B.**
Illustrated and Priced Leaflets on request.

HOME CONSTRUCTOR
A RANGE OF "EASY TO ASSEMBLE" PREFABRICATED CABINETS. Designed by the W.B. "STENTORIAN" COMPANY for "Hi-Fi" Loudspeaker systems or to accommodate high-quality equipment. The acoustically designed Bass Reflex Cabinets containing the very successful "Stentorian" Speakers give really first-class reproduction and are well recommended. Models are also available to accommodate high-quality Amplifiers, Preamplifiers, Tuning Units, Record Players, etc. All models are very easily assembled, in fact, only a screwdriver is required. Fully illustrated leaflets are available, including specifications of the STENTORIAN LOUDSPEAKERS.

109 & 115 FLEET ST., LONDON, E.C.4

Telephone **FLEET STREET 5812/3/4**

PLEASE ENCLOSE S.A.E. WITH ALL ENQUIRIES.

Visit the City's popular acoustically designed

HI-FI Centre

Electronics (FLEET ST) Ltd

Dept. E, 152/3, FLEET STREET, LONDON, E.C.4

Business Hours: Weekdays 9-6. Saturdays 9-1.

Tel.: FLEET 2833

Stockists for
AMPLIFIERS, V.H.F. TUNERS, HI-FI SPEAKERS BY ALL THE LEADING MANUFACTURERS

ANOTHER OF OUR AMAZING SCOOPS


A Snip for the Constructor

Build this
Coscor Pocket 4 Transistor Superhet Receiver



Circuit Description:
 4 transistors (OC44/OC45, OC45, OC72), two OA70 diodes, two AGC systems, coverage 190-550 metres. Power output 30 M/W, Ferrite slab aerial, 2 1/2 in. moving coil speaker, printed circuit, attractive tuning/control knob, leatherette case 6 x 3 1/2 x 1 1/2 in. All components including theoretical and point to point diagrams for easy construction. **ONLY £7.19.6**, post and packing 2/6. All parts available separately. 9v. PP4 battery 2/-. Makers' original price nearly £20.

CONVERT YOUR TV



Limited number of Coscor turret tuners, 2 valve cascade R.F. amplifier using 7an7 1 (PCC84) valve, 1 freq. changer 8A8 1 (PCF80) output from converter, sound 10.1 Mc/S vision 13.6 M/Cs. Fitted with aerial panel, fine tuning control. Brand new in makers' carton with full instructions and circuit. Original price 7 gns. our price 39/6. P. & Pkg. 2/-. Can be used in sets made by Coscor, Argosy, Baird, Decca, Murphy, Peto Scott, Philips, Philco, Regentone, RGD and Stella. Available for London and Birmingham channels.

The R.C.A. diamond LP stylus, will fit most Collaro sound cartridges, brand new in sealed containers. Only 25/- P. & Pkg. 1/-.

PERSONAL PORTABLE


A wonderful little set that you can take anywhere. Ideal for camping, picnics, etc. Telescopic aerial rod supplied. Covers Medium Waveband 200-500 metres. Can be built in approx. 1 hour. All necessary components available at the following **SPECIAL INCLUSIVE PRICES:** 1-valve version **ONLY 35/-**, 2-valve version **ONLY 41/-**. Plus 2/- P. & P. Send for point-to-point wiring diagram and parts price list 2/-, post free.

SOMETHING NEW!! THE POCKET VALVE FILAMENT TESTER

Battery operated, it gives instant check on radio and TV valves, pilot lamps, fuses, continuity of circuit; also built-in 7 and 9 pin valve straightener. The ideal precision instrument for service engineer or amateur constructor. Finished in grey hammer case with gold panel. Fully guaranteed and ready for use. **OUR PRICE 30/-**. Post and packing 2/-.



THIS OFFER FOR LIMITED PERIOD ONLY



Made by famous mfr. Stereo amplifier on compact chassis, 3 watts each channel, separate balance and tone controls, volume and switch, 3 ohm impedance, designed for crystal pick-up, channel reverse switch, separate power pack. Our price **£6.19.6**. P. & Pkg. 4/6.

MAKE YOUR OWN PRINTED CIRCUITS

Printed circuits made to any wiring diagram. This kit contains all instructions, laminated board and the necessary chemicals for making numerous printed circuits. Additional laminated boards available. All materials of high quality, safe and easy to handle. Complete in perspex case. Our price 19/6. P. & Pkg. 1/6.

THE ALPHA MULTI-RANGE POCKET METER

IDEAL FOR ROVING SERVICE MAN.
 Resistance ranges: 0-20K ohms, 0-2 Meg ohms Volt-ohms, 0-2 Meg ohms. Voltage ranges: 0-6 v. D.C., 0-12 v. D.C., 0-60 v. D.C., 0-300 v. D.C., 0-1 200 v. D.C., 0-6 v. A.C., 0-12 v. A.C. (23 DB), 0-60 v. A.C. (37 DB), 0-300 v. A.C., 0-1,200 v. A.C. Current ranges: 0-300 v. A.-D.C., 0-30 M.A.-D.C., 0-300 M.A.-D.C., complete with test leads and batts **£5.19.6**. P. & Pkg. 3/6.



SNIPS IN TAPE ACCESSORIES
 Brand new E.M.I. 7in. take-up spools in polythene bag, 3/9 each post free, 6 for 20/-, Brand new Sin. Scotch Boy take-up spools 3/3 post free, 6 for 18/-.
KLENZATAPE, the new method for cleaning record and erase heads, 12/6. P. & Pkg. 1/-.
METROTABS for identifying recorded passages on tape, 3/11 plus postage.

BRAND NEW AND GUARANTEED
 7in. reels of 1,200ft. P.V.C. base tape 21/-
 5in. " " 600ft. " " " 14/6
 7in. " " 1,800ft. LP " " " 32/6
 5 1/2in. " " 1,200ft. " " " 25/-
 plus 1/6 post and pkg.
 4in. reels of 300ft. P.V.C. base tape 9/6
 plus 1/- post and pkg.

The New American Audio Tape with plastic base. Also supplied in green or blue at no extra cost.
 3in. reel 150ft. 6/-
 4in. reel 300ft. 10/6
 5in. reel 600ft. 18/-
 7in. reel 1,200ft. 30/-
 7in. reel L.P. 1,800ft. 35/-
 Post and packing 1/- per spool.

HI-FIDELITY TAPE HEADS

Made by famous manufacturer. Brand new. Upper or lower track, record/play-back, high impedance giving up to 12,000 c.p.s. at 7 1/2 I.P.S. output 5 mV/volts at 1 KC at 7 1/2 I.P.S. Erase heads low impedance. Only 39/6 per pair. Post 1/-, State upper or lower track.

FOR THE ROVING BAND



BRAND NEW AND GUARANTEED. The Rolec mains and battery amplifier 230 v. A.C. and 12 v. car battery. 6 valve, 18 watt output, gram and mic. input. Fully encased, attractively finished. Valve line up: 1 6SK7, 1 6SN7, 1 6SW7, 2 6V6, 1 6X5 and 1 Mallory Vibrator. Ideal for small halls and home use. **OUR PRICE 15 gns.**, plus 7/6 carr. & pkg. Can be supplied in 6 v. at same price.
 A smaller 10 watt output version of the above, in 6 v., 11 gns., plus 5/- carr. & Pkg.

BARGAINS IN PICK-UP CARTRIDGES

Brand new and complete with sapphire styli. **BSR TC8** less bracket 15/- each. **BSR Hi-G 37/1** with bracket 17/6. **Acos Hi-G** with bracket 17/6. **Acos Hi-G 59** with bracket 17/6.

R.S.C. HI-FI TAPE RECORDER KIT

REALISM AT INCREDIBLY LOW COST. CAN BE ASSEMBLED IN HALF AN HOUR

The Recorder incorporates the Latest Collaro Studio Tape Transcriber. The Linear LT45 High Quality Tape Amplifier listed £12.12.0. High Flux P.M. Speaker listed 2/8, and a Handsome Portable carrying Cabinet finished in Two-tone Rexline, size 18 x 13 x 9in. high. listed £4.10.0 and circuit. Total cost if


purchased individually approximately £40. Performance equal to units in the £60-£80. class. Send **25/2** GNS. I.P. TERMS. Deposit 3 gns. and 12 monthly Carr. payments 4/9. Cash price if settled in 3 mths.

TELEVISION RECTIFIERS. 250v. 200mA, small size. Only 6/9ea **RE-ENTRANT SPEAKERS.** Tannoy, 8 watt, 7.5 ohms. Only 1/6 each. Or 3/5 per pair.

R.S.C. A8 HIGH FIDELITY 12 WATT AMPLIFIER

STAAR GALAXY 4-SPEED MIXER AUTO-CHANGERS

Ultra Linear Push-Pull Amplifier with "Built-in" Tone Control. Pre-amp stages, high sensitivity, includes 5 valves (507 outputs). High Quality sectionally wound output transformer, specially designed for Ultra Linear operation, and reliable small condensers of current manufacture. **INDIVIDUAL CONTROLS FOR BASS AND TREBLE** "Lift" and "Cut." Frequency response +3 db. 30-30,000 c/c.s. Six negative feedback loops. Hum level 71 db. down. ONLY 70 Millivolts INPUT required for FULL OUTPUT. Suitable for use with all makes and types of pick-ups and practically all microphones. Comparable with the very best designs.



For **STANDING OR LONG PLAYING RECORDS** For **MUSICAL INSTRUMENTS** such as **STRING BASS, GUITARS, etc.** **OUTPUT SOCKET** with plug provides 300 v. 30 mA and 6.3 v. 1.5A. For supply of a **RADIO FEDERIX UNIT.** Size approx. 12-8/16. For A.C. mains 200-230-250 v. 50 c/c.s. Outputs for 3 and 15 ohm speakers. Kit is complete to last nut. Chassis is fully punched. Full instructions and point-to-point wiring diagrams supplied. Unobtainable values at £7.15.0 or factory built 45- extra. Carriage 10/-.

£7-15-0

If required lourred metal cover with 2

Brand new, carboned. Turnover sapphire styl. Many exclusive features. Unique design motor virtually free from rumble. For 200-250 v. A.C. mains. Only £5.19.6.

SPECIAL OFFER. Two tone Portable cabinet. Gram amplifier. Staar. Changer and 7 x 4in. F.M. Speaker. 10 gns. Carr. 10/- or with B.S.H. UAS. 12 gns.

THE SKYFOUR T.R.F. RECEIVER.

A design of a 3-valve Long and Medium wave 200-250 v. A.C. Mains receiver with selenium rectifier. High gain H.F. stage and low distortion detector. Power pentode output. Valve line-up 6K7, 6F6, 6V6G. Selectivity and quality are well up to standard, and simplicity of construction is a special feature. Point-to-Point wiring diagrams, instructions and parts list 1/9, maximum building costs £4.18.6, inc. attractive Walnut veneered wood cabinet 12 x 6 x 5 1/2 in.

RECORDING TAPE AT BARGAIN PRICES. Leading makes. Brand new. P.V.C. based. 3in., 150ft., 5/11; 235ft., 7/9; 5in., 600ft., 15/11; 850ft., 22/8; 7in., 1700ft., 34/-

EMPIRE TAPES. (Plastic.) 3in., 2/9; 5in., 2/11; 7in., 3/9.

carrying handles can be supplied for 18/9. Additional input sockets, with associate Vol. control so that two different inputs such as Gram and "Mike" or Tape and Radio can be mixed, can be provided for 13/- extra. Guaranteed 12 months. **TERMS** on assembled two input model: **DEPOSIT 18/9** and 12 monthly payments, 18/9. **HIGH FIDELITY MICROPHONES and SPKAKERS** in stock. Keep cash prices or credit terms if supplied with amplifier.

EX. GOVT. MAINS TRANSFORMERS

Primaries 200-250 v. 50 c.p.s. A.C.

250V, 60 m.a., 6.3 v. 2a.	10/11
270-0-275 v. 100 m.a. 6.3 v. 7 a. 5 v. 3a.	21/9
300-0-300 v. 100 m.a., 6.3 v. 2a.	11/9
300-0-300 v. 100 m.a., 6.3 v. 2a. 5 v. 2a.	18/9
350-0-350 v. 160 m.a. 6.3 v. 5a. 5 v. 3a.	27/9

SELENIUM RECTIFIERS

F. W. BRIDGE	H.T. Types H.W.
6/12 v. 1 a..... 3/11	150 v. 40 m.a.... 3/9
6/12 v. 2 a..... 6/11	250 v. 50 m.a.... 3/11
6/12 v. 3 a..... 9/9	250 v. 80 m.a.... 4/11
6/12 v. 4 a..... 12/3	250 v. 80 m.a.... 5/11
6/12 v. 6 a..... 15/3	250 v. 250 m.a. 12/9
6/12 v. 10 a..... 25/9	250 v. 30 m.a. H.W.
6/12 v. 15 a..... 35/9	6/11, 250 v. 75 m.a.
2 v. 2 a..... 14/9	F.W. (Bridge) 8/11.

HI-FI 10 WATT AMPLIFIERS

Slightly store soiled but guaranteed unused and in perfect order. Fitted Mullard valves. Dual inputs for "mike" and gram, etc. Bass and Treble Controls. High sensitivity and quality. For **£5-19-9** Carr. 200-250 v. A.C.

R.S.C. BATTERY CHARGING EQUIPMENT

ASSEMBLED CHARGERS

6 v. 1 amp.....	19/9
6 v. or 12 v. 1 amp.....	29/9
6 v. 2 amps.....	29/9
6 v. or 12 v. 2 amps.....	38/9
6 v. or 12 v. 3 amps. with ammeter.....	59/9

Above ready for use. With mains and output leads. Carr. 3/6.



Assembled 6 v. or 12 v. 4 amps.

Fitted Ammeter and variable charge rate selector. Also selector plug for 6 v. or 12 v. charging. Louvred steel case with stoved blue painted finish. Pused hammer 6/9 Ready for use. use with Carr. 5- mains and output leads. Terms : Deposit 1/9/3 and 5 monthly payments 1/3/3.

ASSEMBLED CHARGER

6 v. or 12 v. 2 amps. Fitted Ammeter and selector or plug for 6 v. or 12 v. Louvred metal case, finished attractive hammer blue. Ready for use. With mains and output leads. Double Fused. Only Carr. 3/9.

HEAVY DUTY CHARGER KIT.

6/12 v. 8 amps. variable output. Consisting of Mains Transformer 0-200-230-250 v. : F.W. (Bridge) Selenium Rectifier - Ammeter, Multi Position Switch with Knob, Panels Plugs, Fuses, Fuseholder, and circuit. 59/9. Carr. 4/6.

R.S.C. MAINS TRANSFORMERS (GUARANTEED) FULLY INTERLEAVED AND IMPREGNATED.

Primaries 200-250 v. 50 c/s. Screened. **TOP SHROUDED DROP THROUGH**

250-0-250 v. 72 m.a. 6.3 v. 2a. 5 v. 2a.	17/9
350-0-350 v. 80 m.a. 6.3 v. 2a. 5 v. 2a.	18/9
250-0-250 v. 100 m.a. 6.3 v. 4a. 5 v. 3a.	25/9
300-0-300 v. 100 m.a. 6.3 v. 4a. 5 v. 3a.	25/9
350-0-350 v. 100 m.a. 6.3 v. 4a. 5 v. 3a.	25/9
300-0-350 v. 100 m.a. 6.3 v. 4a. 4a. C.T.	25/9
0-4-5 v. 3a.	25/9
350-0-350 v. 160 m.a. 6.3 v. 4a. 5 v. 3a.	29/9

FILAMENT TRANSFORMERS

All with 200-250 v. 50 c/s. primaries 6.3 v. 1.5 a, 5/9; 6.3 v. 2 a, 7/9; 0-4-6.3 v. 2 a, 7/9; 12 v. 1 a. 7/11; 6.3 v. 3 a. 8/11; 6.3 v. 6 a. 17/9.

OUTPUT TRANSFORMERS

Midget Battery Pentode 66:1 for 354, etc. 3/9
 Small Pentode, 5000 to 30 3/9
 Small Pentode 7,800 to 30 3/9
 Standard Pentode 5,000 to 30 5/6
 Standard Pentode, 78,000 to 30 5/6
 10,000 to 30 5/6
 Push-Pull 10-12 watts 6V6 to 30 or 18/9
 Push-Pull 10-12 watts to match 6V6 to 3-5-8 or 15D 19/9
 Push-Pull EL84 to 3 or 15D 18/9
 Push-Pull 15-18 watts, 6L6, KT66 22/9
 Push-Pull for Mullard 510 Ultra Linear 29/9
 Push-Pull 20 watts, sectionally wound 6L6, KT66, etc., to 3 to 15D. 47/9

FULLY SHROUDED UPRIGHT

250-0-250 v. 60 m.a. 6.3 v. 2a. 5 v. 2a.	17/9
250-0-250 v. 100 m.a. 6.3 v. 4a. 5 v. 3a.	26/9
300-0-300 v. 100 m.a. 6.3 v. 4a. 5 v. 3a.	28/9
350-0-350 v. 100 m.a. 6.3 v. 4a. 5 v. 3a.	29/9
300-0-300 v. 130 m.a. 6.3 v. 4a. 6.3 v. 1a.	35/9

for Mullard 610 Amplifier 35/9
 350-0-350 v. 150 m.a. 6.3 v. 4a. 5 v. 3a. 35/9
 425-0-425 v. 200 m.a. 6.3 v. 4a. C.T. 6.3 v. 4 a. C.T., 5 v. 3 a. Suitable Williamson Amplifier, etc. 49/9

All for A.C. Mains 200-250 v., 50 c/s

Guaranteed 12 months. **BATTERY CHARGER KIT'S** Consisting of Mains Transformer, F.W. Bridge, Metal Rectifier, wall ventilated steel case, Fuses, Fuse-holders, Grommets, panels and circuit. Carr. 3/6 extra.
 6 v. or 12 v. 1 amp..... 24/9
 As above, with Ammeter..... 35/9
 6 v. 2 amps..... 25/9
 6 v. or 12 v. 2 amps..... 31/6
 6 v. or 12 v. 2 amps. inclusive of Ammeter..... 42/9
 6 v. or 12 v. 4 amps..... 55/9
 6 v. or 12 v. 4 amps. with Ammeter and variable charge rate selector, 59/9.
CHARGER AMMETERS. 0-15 a., 0-5 a., 0-4 a., 0-7 a., 0-25 a., 0-60 a. 8/9.

ELIMINATOR TRANSFORMERS

Primaries 200-250 v. 50 c/s.
 120 v 40 mA. 5-0-5 v. 1 a. 15/9
 80 v. 15 mA. 4-0-4 v. 500 mA. 7/6

SMOOTHING CHOKES

150 mA. 7-10 H250 ohms 11/0
 100 mA. 10 H 200 ohms 8/9
 80 mA. 10 H 350 ohms 5/9
 60 mA. 10 H 400 ohms 4/11

CHARGER TRANSFORMERS

All with 200-250 v. 50 c/s Primaries:
 0-9-15 v. 11 a. 12/9; 0-9-15 v. 3 a. 18/9;
 0-9-15 v. 5 a. 19/9; 0-9-15 v. 6 a. 23/9.

AUTO TRANSFORMERS. 50 watt

0-110/115-200/250 v. 8/11 each.

D.C. SUPPLY KIT. 12 v. 1 a. consisting of a partially drilled metal case, mains trans. F.W. Bridge Rectifier, 2 fuseholders and fuses. Change Direction switch, variable speed regulator and circuit for 200-250v. A.C. mains. Suitable for Electric Trains, etc. Limited number available at 33/9.

R.S.C. A12 STEREOPHONIC AMPLIFIER KIT

A complete set of parts to construct a Stereo amplifier with an undistorted output total 6 watts. For A.C. mains input of 200-250 v. Outputs for matched 2-3 ohm speakers. Sensitivity 130 m.v. Ganged Vol. and Tone Controls. Preset balance control. Full instructions and point-to-point wiring diagrams supplied. Only good quality Carr. and pks. 5/- components and latest high grade valves used. Exceptionally realistic reproduction can be obtained at ample volume for the home, as can be demonstrated in typical surroundings at our County Arcade premises. A really sensational offer.

STEREO EQUIPMENT OFFER.
Comprising A12 Kit, matched 8in. L/Speakers, and Acos T/O Stereo head with diamond stylus suitable most pick-ups.
£6-19-6
Carr. 7/6

PICK-UP ARMS complete with Hi-Fi turnover crystal head, Acos GP54. Limited number brand new, perfect, at approx. half price. Only 29/11.

ACOS CRYSTAL MICROPHONES. Mic 40 hand or desk. Listed 45/- Only 29/9, 39-1 Stick types, list price 5 gns. Brand new. 39/6.

R.S.C. 30 WATT ULTRA LINEAR HIGH FIDELITY AMPLIFIER A10

A highly sensitive Push-Pull high output unit with self-contained Pre-amp. Tone Control Stages. Careful performance figures compare equally with most expensive amplifiers available. Hum level 70 db. down. Frequency response ± 3 db. 30,000 c/cos. A specially designed sectionally wound ultra linear output transformer is used with 807 output valves. All components are chosen for reliability. Six valves are used, EF86, EF86, EC83, 6X7, 6X5, GZ35. Separate Bass and Treble Controls are provided. Minimum input required for full output is only 12 millivolts so that ANY KIND OF MICROPHONE OR PICK-UP IS SUITABLE. This unit is designed for CLUBS, SCHOOLS, THEATRES, DANCE HALLS or OUTDOOR FUNCTIONS, etc. For use with Electronic ORGAN, GUITAR, STRING BASS, etc. For standard or long-playing records. OUTPUT SOCKETS PROVIDES L.T. and H.T. for a RADIO FEEDER UNIT. An extra input with associated vol. control is provided so that two separate inputs such as Gram and 'Mike' can be mixed. Amplifier operates on 200-250 v. 50 c/cos. A.C. Mains and has output for 3 or 15 ohm speakers. Complete kit of parts with fully punched chassis and point-to-point wiring diagrams and instructions. If required cover as for A8 can be supplied for 18/9. The amplifier can be supplied, factory built with 12 months' guarantee, for £13.19.6. TERMS: DEPOSIT 24/9 and 12 monthly payments of 24/9.


11 GNS.

Carr. 10/-
amplifier can be supplied, factory built with 12 months' guarantee, for £13.19.6. TERMS: DEPOSIT 24/9 and 12 monthly payments of 24/9.

FULL RANGE OF LINEAR AMPLIFIERS ALWAYS IN STOCK.

R.S.C. BATTERY TO MAINS CONVERSION UNITS

Type BM1. An all-dry battery eliminator. Size 5 1/2 x 4 1/2 x 2 1/2 in. approx. Completely replaces battery supplying 1.4 v. and 90 v. where A.C. mains 200-250 v. 50 c/cos. is available. Suitable for all battery portable receivers requiring 1.4 v. and 90 v. This includes latest low consumption types.



Complete kit with diagrams. 39/9. or ready to use. 48/9.

R.S.C. 3-4 WATT AT HIGH-GAIN AMPLIFIER

For 200-250 v. 50 c/cos. Mains input. Appearance and Specification, with exception of output wattage, as A5 amplifier. Complete kit with diagrams. £3.15.0. Carr. 3/6.

LINEAR L45 MINIATURE 4.5 WATT QUALITY AMPLIFIER. Suitable for use with any record playing unit, and most microphones. Negative feedback 12 db. Separate Bass and Treble Controls. For A.C. mains input of 200-250 v. 50 c/cos. Output for 2-3 ohm speaker. Three miniature Mullard valves used. Size of unit only 7-5-5 1/2 in. high. Guaranteed for 12 months. Only £5/19/6. Send S.A.E. for illustrated leaflet. Terms: Deposit 22/6 and 5 monthly payments of 22/6.

R.S.C. 4-5 WATT A5 HIGH-GAIN AMPLIFIER



A highly sensitive 4-valve quality amplifier for the home, small club, etc. Only 50 millivolts input is required for full output so that it is suitable for use with the latest high fidelity pick-up heads. In addition to all other types of pick-ups and practically all 'mikes', separate Bass and Treble Controls are provided. These give full tone-playing record equalisation. Hum level is negligible being 71db. down, 15 db. of negative feedback is used. H.T. of 300 v. 25 mA. and L.T. of 6.3 v. 1.5 A. is available for the supply of a Radio Feeder Unit, or Tone-Deck pre-amplifier. For A.C. mains input of 200-250 v. 50 c/cos. Output for 2-3 ohm speaker. Exceptional value at only £4/15/-, or assembled ready for use 25/- extra, plus 3/6 carr. - or Deposit 22/6 and 5 monthly payments of 22/6 for assembled unit.

R.S.C. PORTABLE GUITAR AMPLIFIERS

Junior 5 watts High Quality output. Separate Bass and Treble 'Cut' and 'Boost' controls. Sensitivity 15 m.v. Twin inputs. High Flux 8in. Loudspeaker 'built-in'. Handsome, strongly made Cabinet (size approx. 14 x 14 x 7in.) finished in satin walnut, and fitted with carrying handle. H.P. Terms. Deposit £1 and 9 monthly payments of £1.


Senior 10 watts High Fidelity output. Separate Bass and Treble 'Cut' and 'Boost' controls. Twin separately controlled high gain inputs so that two instruments such as Guitar and String Bass can be used at the same time. Two loudspeakers are incorporated, a high Flux 12 in. for Bass notes and a 7 x 4 m. elliptical for Treble. Cabinet is well made and finished satin walnut. Size approx. 18 x 18 x 8 in. H.P. Terms. Deposit 26/9 and 12 monthly payments of 26/9. Both models for 200-250 v. A.C. Carr. 10/-

£8-19-6
Carr. 7/6

15 GNS.

SPECIAL TRANSISTOR OFFER. TSI Brimar. Brand new. Perfect. 9 for 10/9

12in. 10 WATT HIGH QUALITY LOUD-SPEAKER IN POLISHED WALNUT FINISHED CABINET



Gauss 12,000 line Speech coil 3 ohms or 15 ohms. Only £4.18.6 Carr. 5/- Terms: Deposit 11/- and 9 monthly payments of 11/-.

12 in. 20 WATT HI-FI LOUD-SPEAKERS IN CABINETS. Size 18 x 18 x 8 in. Finish as above. Terms: Deposit 13/10 and 12 monthly payments of 13/10. Only £7.19.6. Carr. 8/6.

SPECIAL TRANSISTOR OFFER.

TS1 Brimar. Brand new. Perfect. 9 for 10/9

PLESSEY DUAL CONCENTRIC 12in. 15 ohms HIGH FIDELITY SPEAKER

(12,000 lines) with built-in tweeter (completely separate elliptical speaker with choke, condensers, etc.) providing extraordinarily realistic reproduction when used with our A8 or similar amplifier. Rated 10 watts. Price only £5/17/6.

HI-FI CRYSTAL PICK-UP HEADS. (Turnover type with sapphire stylus). HGP59. Standard replacement for Garrard and B.S.R. B.S.R. Ful-h, Garrard GC2, 19/9.

POWER PACK KIT. Output 250 v. 50 mA. fully smoothed and 6.3 v. 1.5 A. Consisting of Mains Trans., Selenium Rectifier, Smoothing Choke, Double Electrolytic Condenser, Chassis 6in. x 3 1/2 in. and Circuit. Only 18/9.

P.M. SPEAKERS. 2-3 ohm. 2 1/2 in. Perdio 21/9. 5in. 17/9. 6in. 16/9. 8in. 19/9. 8 x 5in. 25/9. 10in. 26/9. 10 x 6in. 29/9. 12in. 29/11. 10in. W.B. 'Sensitor' 3 or 15 ohms type HF1012 10 watts, hi-fidelity type. Recommended for use with our A8 Amplifier. £4.10.9. 12in. Plessey 7 ohms 10 watts (12,000 lines). 59/6.

TWEETERS. Plessey 3 1/2 19/9. 15 10 25/9

G13A MINIATURE 2-3 WATT GRAM AMPLIFIER. For use with any single or auto-change unit. Output for 2-3 ohm speaker. For 200-250 v. 50 c.p.s. A.C. mains. Over-all size 1 1/2 in. x 2 1/2 in. Controls: Vol. and Tone with switch. Guaranteed 12 months. Only 59/6.

SUPERHET FEEDER UNIT. Design of a high quality Radio Tuner Unit (specially suitable for use with any of our Amplifiers). Delayed A.V.C. employed. The W.Ch. Sw. incorporates Gram position. Controls are Tuning, W.Ch. and Vol. only 250 v. 15 mA. H.T. and L.T. of 6.3 v. 1 amp. required from amplifier. Size of unit approx. 9-6-7in. high. Simple alignment procedure. Point-to-Point wiring diagrams, instructions and price 25/- plus 15/- v.a. illustration. 2/6. Total building cost £4/15/- For descriptive leaflet send S.A.E.

COLLARO CONQUEST 4-SPEED AUTO-CHANGER with high fidelity Studio pick-up. Latest model. Brand new. Cartoned. For 200-250 v. 50 c/cos. A.C. mains. Our price £7.19.6. Carr. 5/6.

EX-GOVT. CASES. Size 14-10-8 1/2 in. high. Well ventilated. black crackle finished. undrilled cover. IDEAL FOR BATTERY CHARGER OR INSTRUMENT CASE. OR COVER COULD BE USED FOR AMPLIFIER. Only 9/9. plus 2/9 postage.


TERMS: C.W.O. or C.O.D. No. C.O.D. under £1. Post 1/9 extra under £2; 2/9 extra under £5. Open 9 to 6; Weds. until 1 p.m. Trade supplied. S.A.E. with all enquiries

Mail Orders to 29-31 Moorfield Rd., Leeds 12.

Callers to 5 and 7 County (Mecca) Arcade, Brigate, Leeds 1, and 8-10 Brown St. (Market St.), Manchester 2, or 56, Morley Street, (Next to Majestic Ballroom) Bradford.

R.S.C. BRADFORD, MANCHESTER and LEEDS
(Leeds) Ltd.

LOTS & LOTS of



TINKERS, TAILORS, *
SOLDIERS, SAILORS,
AIRMEN, APPRENTICES & *Ordinary Chaps*
like You and Me Are Learning
BASIC ELECTRICITY & BASIC ELECTRONICS
THIS NEW **PICTURE BOOK** WAY
Why don't you too?

Now available to Civilian Readers, in eleven Illustrated Manuals, is this NEW-STYLE Training Course, developed for the U.S. Navy by the New York firm of Management Consultants, VAN VALKENBURGH, NOOGER & NEVILLE, INC., and adapted to British usage by a special team investigating the most modern methods of teaching Electricity and Electronics at Training HQ of the Royal Electrical and Mechanical Engineers.

IT HAS ALREADY BEEN ADOPTED for Training by:—**REME**—Royal Signals—Technical Training Command, RAF—N.Z. and S. African Air Forces—Army of Pakistan—National Cash Register Co.—Richard Thomas & Baldwins—Uganda Electricity Board—Addressograph-Multigraph—Mullard.

* To be honest, we're not yet 100% sure of either the Tinkers or the Tailors. But there's no shadow of doubt that they all could learn Electricity and Electronics this wonderfully simple "PICTURE-BOOK WAY" if they wanted to!

COUPON - SEND NOW!

To THE TECHNICAL PRESS LTD.

1 Justice Walk, Lawrence St., London S.W.3.

Please send me your FREE prospectus, describing 'BASIC ELECTRICITY' and 'BASIC ELECTRONICS'

NAME

ADDRESS

PW

RETURN-OF-POST SERVICE

JASON FM TUNERS

Three Jason F.M. Tuner kits with variable tuning are now available to the home constructor. Brief details are given here and our illustrated list is available free.

MOST IMPORTANT. We take great pains to see that every item needed is included in our kits and also that all items are entirely suitable in every way. This should be borne in mind when comparing prices.

Hire Purchase Terms are available on any kit.

INSTRUCTION MANUALS. All our kits include the instruction manual, but this can be supplied separately if required. Data Publications booklet describing FMT1, 2, and 3, £10, post free.

STANDARD TUNERS

FMT1. Supplied complete with a chassis-panel assembly fitted with a gold hammer finished panel and glass dial. Four EF81 valves are used and an external power supply is required. Complete kit £6.19.6. Power Pack Kit £2.1.0.

FMT2. This is a new version of the FMT1 and is supplied with a complete cabinet-chassis assembly which can be mounted in a cabinet or stood on a shelf. The circuit employs four EF80 valves and the power supply can be built into the cabinet if desired. Complete Kit less power supply £17.7.6. Kit with power supply £9.16.0.

FRINGE TUNER

FMT3. This is a fringe tuner using the same cabinet assembly as the FMT2 described above. The tuner is fitted with variable AFC and uses five EF80 and one EC81 valves. Kit less power supply £9.19.6. Kit with power supply £11.18.0.

F.M./TV SWITCHED TUNERS

Kits for two new Jason F.M./TV Sound switched tuners are now available. Both incorporate the latest "Fireball" Turret Tuner which gives switch positions for the three BBC Programmes as well as BBC and ITA TV Sound. A.F.C. is fitted to ensure freedom from drift.

INSTRUCTION MANUALS. Our kits include these without extra charge, but the manual for either tuner can be supplied separately at 3/10, post free.

JTV2. This tuner is complete with power supply in a cabinet which can be used either for shelf or cabinet mounting. Complete kit £14.14.0.

MERCURY 2. This is similar to the JTV2 but has no provision for a power supply. It is mounted on a small chassis with printed front panel and is intended for cabinet fixing. Complete Kit £10.10.0.

IMPORTANT. When ordering these kits it is essential to give the TV channels and F.M. stations required on the tuner.

LATEST TEST METERS

AVOMETER MODEL 8. The finest multi-range meter available. 20,000 ohms per volt on D.C. ranges. Eight D.C. Voltage ranges 2.5 v. to 2,500 v. Seven D.C. current ranges 50 microamps. to 10 amps. Seven A.C. Voltage ranges 2.5 v. to 2,500 v. Four current ranges 100 mA. to 10 amps. Three resistance ranges. Price £23.10.0. H.P. Deposit £4.14.0 and 12 monthly payments of £1.14.6. Price with leather carrying case, £27.8.0. H.P. Deposit £5.8.0 and 12 payments of £2.0.4.



AVO MULTIMINOR


A pocket size 10,000 ohms per volt meter (1,000 ohms per volt on A.C.). Six D.C. voltage ranges 2.5 to 1,000 volts. Five A.C. voltage ranges 0 to 1,000 volts. Five D.C. current ranges 100 micro. to 1 amp. Two resistance ranges. Price £9.10.0. H.P. Deposit £1.18.0 and 12 monthly payments of 14/4. With leather case £11.9.0. Deposit £2.5.0 and 12 monthly payments of 17/-.



AVO METER MODEL 7. also available. Price £19.10.0. H.P. Deposit £3.18.0 and 12 payments of £1.8.8. With leather case £23.8.0. H.P. deposit £4.12.0 and 12 payments of £1.14.6.

CARY SUPREME MULTI-RANGE METERS. Made abroad. We can confidently recommend these meters as being accurate, well made and very good value for money.

MODEL A-10. Sensitivity 2,000 ohms per volt A.C. and D.C. Five voltage ranges 10-1,000 volts A.C. and D.C. Three D.C. current ranges 0.5-250 mA. Two resistance ranges. Size 5 1/2 x 3 1/2 x 1 1/2 in. Price £4.17.6. H.P. Deposit £1.7.6 and three monthly payments of £1.6.8.



MODEL B-20. Sensitivity 4,000 ohms per volt A.C. and D.C. Voltage ranges—Five D.C. 10-1,000 volts. Four A.C. 10-1,000 volts. Four D.C. current ranges, 0.5-250 mA. Four resistance ranges. Price £6.10.0. H.P. Deposit £2 and three monthly payments of £1.13.4.

Leaflets giving full details of any of the above meters are available free upon request.

GRAMOPHONE EQUIPMENT

ALL LATEST MODELS Hire Purchase
Cash Price Deposit Mthly. Pmnts.

RECORD CHANGERS

COLLARO Conquest (Studio 0 PU)	£7.19. 6	£1.12. 0	6 of £1.4.7
GARRARD RC81 Kit (GC8 PU)	£9.19. 6	£1.19. 6	12 of 15/-
GARRARD RC88 (GC8 PU)	£16. 8. 0	£3. 6. 0	12 of £1.4.0
GARRARD RC88 (GC8 PU)	£18. 12. 8	£3. 15. 8	12 of £1.7.3
B.S.R. U48 Monarch (TC8 PU)	£7. 5. 0	£1. 9. 0	6 of £1.2.8
B.S.T. U412 Monarch (TC8 PU)	£9. 19. 6	£1. 19. 6	12 of 15/-
B.S.T. U412 Monarch (TC8S Stereo PU)	£10. 17. 6	£2. 3. 6	12 of 16/2

SINGLE RECORD PLAYERS

GARRARD TA (GC8 PU)	£8. 10. 0	£1. 14. 0	0 12 of 13/-
B.S.R. T19 (TC8 PU)	£4. 10. 0	£1. 5. 0	3 of £1.5.0
COLLARO RP584 (O, P or T PU)	£8. 18. 11	£1. 15. 11	12 of 13/7
COLLARO RP594 (O, P or T PU)	£9. 18. 9	£1. 18. 9	12 of 15/-
E.M.I. (Acos Stereo PU)	£6. 15. 0	£1. 7. 0	12 of 10/8

TRANSCRIPTION UNITS

COLLARO 4T/200 (TX88 PU)	£18. 13. 0	£3. 15. 0	12 of £1.7.4
COLLARO 4TR/200 Motor only	£13. 18. 3	£2. 15. 3	12 of £1.0.5
GARRARD 4HF (GC8 PU)	£18. 9. 9	£3. 15. 9	12 of £1.7.0

Many of the above can be supplied for stereo working. See our Gramophone Equipment List for details.

CATHODE-RAY TUBES

BRAND NEW STOCK. 12 MONTHS' GUARANTEE. NOT REBUILDS.

We can supply all E.V.A. branded tubes at the new reduced prices. This includes Britmar, Cosmor, Emiscope, Emtron, Ferranti, G.E.C., Mazda and Mullard. Full list of all available types sent on request.

NEW ILLUSTRATED LISTS

Illustrated lists are available on LOUDSPEAKERS, TAPE DECKS, TEST GEAR, RECORDING TAPES, GRAMOPHONE EQUIPMENT. Any will be sent free upon request.

Hire Purchase Terms are available on any item. Repayments may be spread over 3, 6 or 12 months. Details as follows: Three months: Deposit 6/- in the £. Service charge 5 per cent but minimum charge 10/-. Six and Twelve months: Deposit 4/- in the £. Service charge 10 per cent, but minimum charge 20/-.

Terms of Business.—Cash with order or C.O.D. We charge C.O.D. orders as follows. Up to £3, minimum 2/8. Over £3 and under £5, 1/6. Over £5 no charge. Postage extra on CASH orders under £3.

WATTS RADIO
(MAIL ORDER) LTD.

54 CHURCH STREET, WEYBRIDGE, SURREY

Telephone: Weybridge 4556

Please note: Postal business only from this address.


Beginner's Superhet

All the components including metal chassis, valves, metal rectifier, coils, tuning condenser, etc., etc., required to build the "Beginner's Superhet" as described in the January, 1958, issue, are available as a parcel. Price £3. plus 3/- post and insurance.



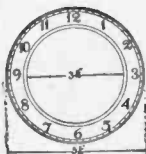
Component Storage Drawers

Stout board construction these drawers are ideal for small parts. Supplied complete with simple erection instructions—1/8 each or 12 drawers each 6 x 2 1/2 x 6 1/2 in. 13/6, post 2/-



Variable Rheostat

Heavy duty slider resistor rated at 25 amps. Basic resistance is 0.4 ohms. Can be rewired to suit individual requirements. Ideal for dimmer circuit, etc. Price 8/3, post 3/6.



Clock numerals etched on metal. 2/6. Post 1/-.

Suppressor Condenser

Stop your drill or other appliances interfering with your or your neighbour's radio or television. Simple instructions given. 1/6 each. 12/- dozen.



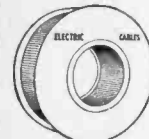
Cine Cameras

1.6 m.m. motorised (24 VAC) for 18 frames per second, contains fine f/8.5 triple anastigmatic lens and spool to carry 25ft. of film—probably cost around £150, brand new and in sealed carton. £8.16.0 or 20/- deposit and 13 fortnightly payments of 10/-, post and insurance 3/6.



Versatile Wire

Single-strand 18-gauge with P.V.C. covering which makes it rustproof. Extra strong, will stand tremendous strain. Ideal for gardening, clothes lines, indoor aerials, etc. etc. Also being steel alloy and having a resistance of approximately 1 ohm per yard this can be used for electrical work, soil heating, wrapping round water pipes, etc. New on drum containing 3,000ft. Price 8/6, plus 3/6 carr.




Unique Opportunity to build Fine Transistor Set

Constructor's parcel to build Pocket 6 Transistor Set as currently being sold at £17.17.0. Parcel comprises Motifed two-toned cabinet as illustrated, tuning dial, two gang tuning condenser, combined bakelite chassis / printed circuit and easy to follow circuit. Costing value 57/8—offered while supplies last at only 29/6, plus 2/6 post. Suitable for your own circuit or to build original circuit. All parts available at highly competitive prices. Do not miss the tremendous bargain.



Built a Transistor Set?



Or perhaps you intend building one—either way you may need a smart cabinet for it. We can supply similar to illustration, size approx. 5 1/2 x 3 x 1 1/2 in. with handle/rest, tuner, scale, control disc. Price 8/6 complete, post and ins. 1/6.

Another Battery Charger Bargain
Components Would Cost More

Car. Battery Charger—ready-made high output battery charger in stove enamelled sheet steel louvered case. New, complete and ready to work. Rated at 12 v. 5 amps, and variable rate selector for trickle charging, also a meter to show charging rate. Suitable for 230/250 A.C. mains. Special snip price of 65/-, plus 3/6 post and ins.



H.R.O. Power Unit

An extremely well made unit with input (switched) suitable for our Standard mains on 115 v. A.C. mains—output to fully smoothed 250 v 75 mA D.C. and 6.3 v. 3.5 amps. Made originally for the H.R.O. receiver but equally suitable for other set—unused and in perfect working order. Price £2.15.0, plus 3/6 post and insurance.




RI155 for Spares

These are less valves but otherwise reasonably complete—ideal for spares—prices £2 to £3 depending on condition—carriage 7/6.

CABINET SNIP

Extremely well-made portable amplifier case finished in two-tone and very modern in appearance. Large enough for stereo outfit with tape deck or auto-changer. Snip price 65/9, plus 3/6 carriage and insurance.



Special This Month

Moving Coil Meters:
0-500 microamp, 2 1/2 in. flush .. 17/8
250-0-250 microamp, 2 1/2 in. surface 27/6
750 microamp, 2 1/2 in. surface .. 17/6
5-0-5 milliamp, 2 1/2 in. flush .. 17/6
0-30 milliamp, 2 1/2 in. flush .. 17/6
0-100 milliamp, 2 1/2 in. flush .. 15/-
0-300 milliamp, 2 1/2 in. flush .. 15/-
0-500 milliamp, 2 1/2 in. flush .. 15/-

Luminous Switch. Double pole designed for electric blankets, neon indicators glow when appliance is switched on. 10/-

Unbreakable Stains Lead. Type of lead fitted to electric razors makes fine lead for test meters and any other devices where subject to continuous bending. Twin figure eight construction, soft cream p.v.c. covered. Normally costs 2/- per yard. Three 6ft. leads for 2/-.

Metal Rectifier. Equivalent RM5. 12/6.

Metal Rectifier. 60/80 mA 250/300 v., 4/6.

Output Transformer. Standard Pentode, 4/6. Multi ratio, 6/6.

Bi-metal Strip. with heavy duty contact, ideal for thermostat, fire lamp, etc., etc. 2/6.

Neon Lamp. Midget wire ended, ideal mains tester, etc., 2/-, ex. Gov. 1/6.

Philips Trimmers. 0-30pF, 1/- each. 9/- doz.

Set of 8 Allen Keys, 3/6.

Install those extra Points. 3,028 twin flat T.R.S. cable. Big purchase enables us to sell this at 45/- per 100 yds., carriage 3/6.

Low Resistance Head Phones. Ideal crystal sets, etc., 7/6, plus 2/6.

Goodmans Multi Ratio Output Transformer. 6 watt, 8 ratios, from 12-1 to 72-1. Centre tapped for push/pull. 7/6, plus 1/-.

Ditto unbranded, 6/6, post 1/-.

Cold Cathode Valve CV413. Voltage regulator or trigger switch—unused but ex-equipment. 2/- each.

Tar Panels. Ideal for constructors, experimental circuits, etc., 3 of each of 12 different types, 5/-, post 1/6.

Slydlok Panel Mounting Fuses with carrier. 5 amp. 2/- each, 15 amp. 2/6 each.

Belline Lec 2BA fully insulated terminals for mounting through metal panels 2/- each.

Terminal Heads, insulated 4BA, 2/- doz.

0.1 mFd 350 v. Small tubular metal cased condensers made by DuBilier. 6/3 doz.

50 Assorted Resistors. Well mixed and useful values 1 and 1 watt. 5/- for 50.

Mains Transformer. Standard 230 v. input 250-0-250 at 80 mA, 6.3 v. at 5 A. 12/6.

Toggle Switch. Standard metal body type with round dolly, fixing ring and on/off indicating plate, 1/3 each or 12/- doz.


Screened Cable. Rubber covered, flexible with metal braiding, ideal for microphone or gramophone extensions, 4d. per yd., 30/- per 100 yds.



Fluorescent Light Bargain
Kit of Parts comprising: choke, two lamp holders, starter holder and starter. 40 watt, 19/6. 80 watt, 23/6. Plus 2/- post and insurance.

FOR ADDRESS SEE OPPOSITE PAGE

Now Reduced to 9/6




14in. TV cabinet of the latest styling - beautifully veneered and polished - limited quantity, sale price

9/6 each. Carriage and packing 3/6 extra. Masks 10/- extra.

"Dim and Full" Switch

Particularly useful for controlling photo-flood lamps which have only a short life at full brilliance. This toggle switch has three positions: the first position puts two lamps in series at half brilliance for setting up, the second position is off and the third position full brilliance for the operation shot. Also useful for controlling night lights, heaters, etc. etc. Price 3/9 each, post 9d. Circuit diagram included.

TV Service Sheets



150 sheets covering the most popular post-war Televisions by leading makers - Cossor, Exco, Ferguson, Pye, etc. Giving circuit diagram, component values, I.F. frequencies, etc. £1. post free.

Building A Scope?



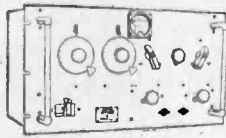
3in. oscilloscope tube American made Type No. 3ZF7. Octal base 6.3 v. 0.6 amp heater, electrostatic deflection. Brand new and guaranteed, 16/- each, plus 1/6 post and insurance. Complete with circuit diagram.

A.C./D.C. Multimeter Kit

Ranges: D.C. volts 0-5, 0-50, 0-100, 0-500
0-1,000. A.C. volts 0-5, 0-50, 0-100, 0-500, 0-1,000 D.C. milliamps 0-5, 0-100, 0-500. Ohms 0-50,000 with internal batteries. 0-500,000 with external batteries. Measures A.C./D.C. volts, D.C. current and ohms. All the essential parts including metal case, 2in. moving coil meter, selected resistors, wire for shunts, range selector, switches, calibrated scale and full instructions. Price 19/6, plus 2/6 post and insurance.



RI132—2 Metre Receiver



This is a 15 valve superhet covering 95-150 mc/s (2-3 metres). Switchable AGC and AVC—variable b.i.o. We have a few only of these very fine receivers—complete and good condition but may need some attention.

Price £6.19.6. plus 10/- carriage and insurance.

Power Unit 234A




Built to operate the 1132 but on extremely fine power pack for any job - standard mains input. h.t. output, 100 mA. at 240 v. fully smoothed L.T. 6.3 v. at 5 amps.

Unused and in perfect order, £4.10.0, plus 7/6 carriage and insurance.

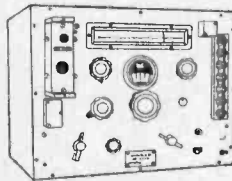
Philips AG2009 Transcription Unit

Philips AG2009 Record Player, a modestly priced 4-speed unit with many outstanding features, is ideal for the enthusiast who is assembling his own equipment or for modernising an older installation. The pick-up arm is wired for stereo and the Philips stereo head is available as an optional extra.



Eddy Current Brake gives ± 2% fine adjustment on all four speeds. Continuously variable pick-up playing weight (2-12 gms.). Supplied with Philips Hi-Fi crystal head, type AG3019 for microgroove and 78 r.p.m. Frequency response 30-15,000 c/s. Pick-up lifting and lowering device. Individually balanced heavy turntable. Muting switch fitted. Can be used with any amplifier or radio set. Complete with monaural pick-up, £10.10.0, or £1 deposit and 21 fortnightly payments of 10/-. Available also with stereo head, diamond or sapphire stylus. Prices on request.

B.29 Receiver



A fine receiver made by the famous Marconi Company. Covers the shipping bands 15 k/c to 590 k/c in four switch stages. Has Vernier tuning and all refinements. Works off A.C. mains with internal power pack. A few only, in good working order £15 each. Also some needing servicing, £12.10.0 each.

Our 98-page Hi-Fi Catalogue is now being sent out to customers—gives details of the latest and best Hi-Fi equipment with over 400 illustrations. Price 2/6 per copy which is refundable from purchases.

Connecting Wire




P.V.C. covered in 100ft. coils—2/9 a coil or four coils different colours, 10/-, post free.

Faxley Switches

1 Pole 3 Way	1/6
1 Pole 5 Way	2/6
1 Pole 11 Way	3/6
1 Pole 12 Way	3/6
2 Pole 2 Way Ceramic	2/6
2 Pole 4 Way	2/6
2 Pole 8 Way	3/6
2 Pole 12 Way	4/6
3 Pole 3 Way	1/6
3 Pole 6 Way	3/6
4 Pole 4 Way	3/6
6 Position Shorting	2/6
6 Pole 3 Way	2/6
6 Pole 3 Way Ceramic	3/6
8 Pole 2 Way	2/6
9 Pole 3 Way	2/6
12 Pole 2 Way	2/6

**Hi-Fi Snip
Infinite Wall Baffle**



Nicely veneered and polished. Corner fitting (attaches to picture rail). Takes up no floor space. Gives really fantastic results with only low-priced 8 in. speaker. Fitting for tweeter. Only 45/- each, carriage and insurance 3/6.

Transistor Snip

Equivalent of red spot—suitable all if circuits—tested before despatch. 4/6 each.

Radio Stethoscope

This can be slipped into the pocket rather like a fountain pen. With it in most districts a receiver can be checked from the grid of the first valve right through to the output without a signal generator, the stethoscope will operate in both L.F. and R.F. circuits without alteration. It is a complete fault-finder. All the necessary parts to make this tracer, 6/6, post 1/-.



Miniature Microphone

American made. Dynamic type. real bargain at 2/6, plus 6d. postage.



ELECTRONIC PRECISION EQUIPMENT LTD.

Post orders are dealt with from Eastbourne, so for prompt attention please post your orders to 66 GROVE ROAD, EASTBOURNE, SUSSEX, marked Dept. 7. Callers may use anyone of the Companies below:

- Electronics (Manor Park) Ltd., 328 High Street North, Manor Park, E.12, Phone: Ilford 1011, Half day Thursday
- Electronics (Ruislip) Ltd., 42-46 Windmill Hill, Ruislip, Midds., Phone: RUISLIP 5780, Half day Wednesday
- Electronics (Croydon) Ltd., 256 London Road, Croydon., Phone: CRO 6558, Half day Wednesday
- Electronics (Finsbury Park) Ltd., 29 Stroud Green Rd., Finsbury Park, N.4., Phone: ARCHWAY 1049, Half day Thursday



FOR VALVES - TUBES AND COMPONENTS - BUILT RETURN POST SERVICE

ACHLDDD	ECC85 9/6	EM81 10/6	PCF80 9/6	U404 11/4	6X4 7/6	6CD6G	6X5G 7/-	20F2 26/6
AC/P 7/6	ECF80 12/-	EY51 10/-	PCF82 12/6	U801 29/10	1C5GT 12/6	29/10	6X5GT 7/-	20L1 26/6
ACSPEND	ECF82 13/-	EY81 13/3	PCF84 16/7	UABCB010/-	ID5 12/6	6D6 5/6	6/30L2 12/6	20P1 26/6
ACSPEN 26/6	ECH3 26/6	EY86 10/-	PLC82 12/7	UAF42 9/6	ID6 12/6	6CH6 10/-	7B6 10/6	25A6G 10/6
ACSPEN 26/6	ECH21 23/3	EZ35 16/7	PLC83 14/6	UBC41 9/-	IH5GT 10/6	6F6G 7/6	7B7 8/6	25L6GT 10/-
ATP4 3/6	ECH35 23/3	EZ40 7/6	PL38 26/6	UBF81 11/4	IL4 6/6	6F6M 7/6	7B8 6/6	25Z4 9/6
AZ1 10/-	ECH42 9/6	EZ41 7/6	PLC84 16/7	UBF80 9/6	IL5 3/6	6F1 14/-	7C5 8/-	25Z5 8/-
AZ31 10/-	ECH81 9/-	EZ80 7/-	PL36 13/6	UBF89 13/11	IN5 10/6	6F13 14/-	7C6 8/-	25Z6 10/-
AZ41 13/11	GTIC 27/6	EZ81 7/-	PL81 12/6	UBL21 23/3	IR5 7/6	6F14 26/6	7D6 13/6	27SU 19/11
B36 10/-	GZ32 12/-	EZ90 7/6	PL82 8/6	UC2 13/3	IS4 10/6	6F15 14/-	7H7 9/-	30C1 10/6
CB1 26/6	H30 5/-	E1148 2/-	PL83 11/6	UCC8410/1	IS5 6/6	6F18 15/3	7Q7 9/-	30F5 10/6
CB13 23/3	H63 10/-	FC4 26/6	PL84 12/7	UCC85 10/6	IT4 6/-	6F23 18/7	7S7 9/6	30FL1 10/6
CB13 23/3	H63 10/-	FC13 6/6	PL820 18/7	UCF80 16/7	2C26 1/6	6F33 7/6	7Y4 8/6	30L1 9/-
CCH35 23/3	H63 10/-	FW4/500	PX25 12/6	UCH21 23/3	2P 26/6	6H6 2/6	8D2 2/6	30L15 23/3
CL4 12/6	H63 10/-	GTIC 27/6	PY31 16/7	UCH81 10/6	3A5 12/6	6H6GT 2/6	9D2 7/6	30P4 15/-
CL33 19/3	H63 10/-	GZ32 12/-	PY80 7/6	UCL82 16/7	3A8GT 6/-	615G 4/-	10C1 17/3	30P12 12/6
CY31 16/7	HL22 6/6	H30 5/-	PY81 8/6	UCL83 13/6	3D6 5/-	615M 6/6	10C2 17/6	30P16 9/6
CY1 18/7	HL22 6/6	H63 10/-	PY82 7/6	UF41 9/-	3Q4 8/-	616 8/-	10F1 12/6	30PL1 12/6
CV73 4/6	HL22 6/6	HL23DD 8/6	PY83 8/6	UF42 17/3	3Q5GT 9/6	617G 6/6	10F3 23/3	30PL1321/11
C36A 6/6	HL22 6/6	HL22 6/6	PZ30 19/11	UF80 13/3	3S4 7/6	617M 9/-	10F9 15/3	35L6GT 10/-
DAF95 8/9	HL22 6/6	HN309 24/7	PEN4DD 26/6	UF85 9/-	3V4 8/6	6K7G 4/6	10F18 15/3	25Y5 9/9
DF96 8/9	HL22 6/6	K40N 9/-	PEN4VA 12/6	UF86 17/11	4D1 3/-	6K7M 6/9	10L1 15/11	35W4 7/6
DH63 7/6	HL22 6/6	KF35 8/6	PEN25 6/-	UF89 9/-	5R4YG 9/6	6K8G 7/6	10LD11 12/-	35Z4GT 8/-
DK96 8/9	HL22 6/6	KK32 21/11	PEN46 7/6	UL41 10/-	5U4G 6/6	6K8GT 7/-	10M2 23/3	42 8/-
DL96 8/9	HL22 6/6	KK32 21/11	PEN46 7/6	UL44 26/6	5V4 11/6	6K7GT 5/9	10P13 15/3	35Z3 16/7
DM70 7/6	HL22 6/6	KT2 5/-	PEN383 23/3	UL46 26/6	5Y3G 8/-	6K8GT 10/-	10P14 19/3	35Z5GT 9/-
DN41 12/6	HL22 6/6	KT2 5/-	PEN220A 4/-	UL84 9/-	5Y3GT 8/-	6K25 19/11	12A6 5/6	50C5 11/6
EA50 1/6	HL22 6/6	KT2 5/-	PEN45DD 26/6	UU6 19/11	5Z4G 9/-	616G 8/-	12AT6 10/6	50CD6G 29/10
EABC80 9/-	HL22 6/6	KT33C 8/6	PENA4 12/6	U8 26/6	5Z4M 10/-	616M 9/6	12A7 7/6	50L6GT 8/6
EAF42 10/6	HL22 6/6	KT36 29/10	PMI2M 8/6	UYIN 12/6	6A7 10/-	617G 7/6	12A06 8/6	75 11/6
EB34 2/-	HL22 6/6	KT61 13/6	PQ21 5/-	UY41 7/6	6A8G 9/-	6L1 23/3	12A07 8/-	77 7/6
EB41 8/6	HL22 6/6	KT63 7/6	R16 26/6	UY85 7/-	6AC7 4/6	6L18 11/6	12AX7 8/-	78 5/-
EB91 5/-	HL22 6/6	KT66 17/6	SP41 3/-	VP13C 3/6	6AG5 5/6	6L19 23/3	12BA6 9/-	80 8/6
EBC33 6/9	HL22 6/6	KT88 22/6	SP61 3/-	VP13C 3/6	6AK5 5/6	6LD20 15/11	12BE6 9/-	80 8/6
EBC41 9/6	HL22 6/6	KT101 10/6	SP1 3/-	VR22(PM 2A) 3/-	6AL5 4/6	6M1 17/3	12C8 7/6	80 8/6
EBC81 11/4	HL22 6/6	KTW61 6/6	SP4 5/6	VP23 6/6	6AM5 7/6	6N7GT 12/6	12H6 3/6	142BT 3/6
EBC90 12/7	HL22 6/6	KTW63 7/6	SP4/5 10/6	VP41 8/6	6AM6 4/6	6P1 19/3	12J5GT 3/6	185BT 33/2
EBC91 12/7	HL22 6/6	KTW63 7/6	SP7 10/6	VP42 8/6	6AQ5 7/6	6P26 19/11	12J7GT 10/6	210DDT 4/6
EBF80 9/9	HL22 6/6	MH41 7/9	T41 23/3	VR105/30 8/-	6AT6 8/6	6P28 26/6	12K7GT 7/6	210VPT 3/6
EBF89 9/6	HL22 6/6	M4 8/6	TH233 18/6	VR150/307/6	6AU6 10/6	6Q7G 7/6	12K8GT 13/6	82 10/-
EBL21 23/3	HL22 6/6	MSP4/5 7/6	TP25 10/-	VU120A 3/6	6B8G 4/-	6Q7GT 9/6	12Q7GT 7/6	301 10/6
EBL31 23/3	HL22 6/6	MSP4/7 7/6	U10 10/6	VU39(MA 8/9	6BA6 7/6	6SA7GT 8/-	12SG7 7/6	302 10/6
ECC40 23/3	HL22 6/6	MX40 12/6	U14 8/6	VU111 2/6	6BE6 7/6	6SG7 7/6	12SH7 6/-	304 10/6
ECC81 8/6	HL22 6/6	N37 19/11	U16 12/6	VU111 2/6	6BG6G 23/3	6SH7 4/6	12S17 6/-	305 10/6
ECC82 7/6	HL22 6/6	N78 19/11	U22 8/-	W76 7/6	6BH6 9/6	6S17 8/6	12SK7 6/-	306 10/6
ECC83 9/-	HL22 6/6	N339 17/6	U25 14/-	W77 8/6	6B16 9/-	6SK7 6/-	12SL7 8/-	807 6/6
ECC84 10/-	HL22 6/6	OZ4 5/6	U26 12/6	W729 10/6	6BR7 12/6	6SL7GT 8/-	12SN7GT 10/6	954 2/-
	HL22 6/6	P61 3/6	U37 26/6	X78 21/3	6BW6 9/-	6SN7GT 7/6	12SQ7 8/6	955 4/-
	HL22 6/6	PABC80 13/11	U45 15/-	Y63 9/6	6BW7 8/6	6G5G 9/3	1457 17/9	956 3/6
	HL22 6/6	PCC84 9/-	U50 8/-	Z309 7/6	6C4 5/-	6U4GT 12/-	15D2 7/9	956 3/6
	HL22 6/6	PCC85 9/6	U76 8/-	Z359 7/6	6C5GT 6/6	6U5G 8/6	19A05 9/9	9004 5/6
	HL22 6/6	PCC88 23/11	U91 11/6	IA3 3/6	6C6 5/-	6U7G 8/6	19B6G23/3	9006 5/6
	HL22 6/6	PCC89 19/11	U339 12/6	IA7GT 12/6	6C9 17/3	6V6G 6/-	20D1 15/3	
	HL22 6/6	EM80 10/-	U403 16/7	IC2 11/6	6C31 7/6	6V6GT 7/9		

HEATER TRANSFORMERS
All 204v. input, 4v. 3 amp. 10v. 6.3v. 1 1/2 amp. 6/9. 6.3v. 3 amp 10v. 12.6v. 2 amp. 5/9. 5v. 2 amp. 10v. 2v. 3 amp. 8/3.

Latest COLLARO STUDIO TAPE TRANSCRIBER
3 motors, 3-speed 1 1/2, 3 1/2, 7 1/2 i.p.s., takes 7in. spool. Push button controls. PRICE £15.15.0. Tape extra. Carr. and Insur., 12/6.

LATEST B.S.R. "MONAR-DECK" SINGLE SPEED
3 1/2in. i.p.s., takes 5 1/2in. spools. Simple controls. £9.19.6. Tapes extra. Carr. and Insur. 12/6.

ACOS MICROPHONES
Acos Mic 3 1/2. Crystal Stick Microphone for use as hand, desk or floor stand units for high quality recording, broadcasting

and public address work. List Price £55.50. OUR PRICE 39/6. With stand 47/6. With floor stand adaptor 52/6. Postage 1/6.

REGUNDED
Television Tubes. 12-month guarantee, 12 to 14in. £5.10.0. 15 to 17in. £6. Carriage and Insurance 10/- extra.

CRYSTAL CARTRIDGES
Complete with styli. Acos HGP 37/1, HGP59/5C, BSR, TC8. Collaro Studio. All 15/6 each.

RECTIFIERS
RMI 5/3, RM2 6/9, RM3 7/6, RM4 13/6, RM5 19/6, 14A 86 19/6, 14A 97 19/6, 14A 100 19/6, LW7 17/6, 18RA 1-1-16-1 6/-, FC31 (14RA 1-2-8-3) 22/6, FC101 (14RA 1-2-8-2) 16/6
ALPHA Corrections etc.

CO-AXIAL CABLE, semi-airspaced 75 ohms. 6d. yard.

ACOS CRYSTAL PICK-UPS
Turnover Head (2 sapphire styli), 29/11. P.P. 2/6.

METERS, PANEL MOUNTING (Round) MOVING COIL.
Make F.S.D. Res. Scale Size Price
Weston (U.S.A.) 1mA 150 ohms C-100 3 1/2in. 27/6
Weston (U.K.) 1mA 75 ohms 0-100 3 1/2in. 22/6
W.D. (U.K.) 5mA 0.0037 ohms 0-20 2in. 9/-
W.D. (U.S.A.) 500mA — 0-600 2 1/2in. 15/6

PUBLICATIONS
Wireless World Valve Data Book, 5/-, post 4d. Data TV Fault Finding Book, 5/-, post 4d. Mullard Circuits for Audio Amplifiers, 8/6, post 6d. Short Wave Receivers for the Beginner, 6/-, post 5d.

DUBILIER TYPE "C" controls 500 K. 6/6 each.

SCOTCH RECORDING TAPE
1200ft Reels Standard 23/6
1800ft Reels Extra Play 37/6

TERMS: Cash with order or C.O.D. Postage and Packing charges extra; as follows: Orders value 10/- add 1/-, 20/- add 1/6; 40/- add 2/-; £5 add 3/- unless otherwise stated. Minimum C.O.D. fee and postage 3/-.

CATALOGUE
Our 1960 catalogue is now available, please send 1/- in stamps for your copy.

For full terms of business see inside cover of our catalogue. Personal Shoppers 9 a.m. to 5 p.m. Mon. to Friday; Saturday 10 a.m. to 1 p.m.



103 LEEDS TERRACE
WINTON STREET
LEEDS 7

TO BUILD YOURSELF

ALL PARTS AVAILABLE SEPARATELY

WE ARE THE EXPERTS IN THIS FIELD AND CARRY THE MOST COMPREHENSIVE STOCKS IN THE COUNTRY

	All required components at special inclusive price	£	s	d	Instruction Book and itemised price list available separately
(1) New Look "RAMBLER" all dry superhet portable	£7	7	0	2/6	1/6
(2) "RAMBLER" Mains Unit (suitable for most portables)	£2	7	6	1/6	9d.
(3) "ECONOMY FOUR" T.R.F. Mains Receiver	£5	5	0	2/6	1/6
(4) "ECONOMY FOUR" with New Look Cabinet	£5	10	0	2/6	1/6
(5) "FAMILY FOUR" (four new T.R.F. Receiver)	£3	19	6	4/6	1/6
(6) "SUPERIOR FOUR" (four valve Mains Receiver)	£5	15	0	2/6	1/6
(7) Standard JASON F.M. Tuner FMT1	£6	15	0	2/6	2/-
(8) Fringe area JASON F.M. Tuner FMF	£7	15	0	2/6	2/-
(9) JASON "MERCURY 2" Switched F.M. Tuner plus I.T.A.B.C. Sound	£10	10	0	2/6	3/6
(10) OSRAM 912 Printed circuit F.M. Tuner	£8	8	0	2/6	2/6
(11) JASON "ARGONAUT" A.M./F.M. Chassis	£15	5	0	2/6	2/-
(12) JASON "ARGONAUT" A.M./F.M. Tuner	£13	19	6	3/6	2/-
(13) F.M. Power Pack (suitable for most Tuners)	£1	17	6	1/6	1/-
(14) R.C. 3/4 watt amplifier (with Bass Middle and Treble controls)	£4	5	0	2/6	1/-
(15) 2-amp. Battery Charger	£1	16	6	2/6	3d.
(16) R.C. Transistor/Crystal Receiver (phones extra)	£1	1	0	1/3	3d.
(17) R.C. Super Transistor/Crystal Receiver (phones extra)	£9	7	6	1/3	3d.
(18) R.E.P. 1-valve Battery Receiver	£2	2	0	2/-	9d.
(19) "CRY-BABY" ALARM (Baby Alarm)	£3	12	6	2/6	1/-
(20) MULLARD 510 Amplifier (printed circuit) Ultra Linear version	£9	9	0	3/6	1/6
(21) MULLARD 510 as above plus input selector and spare power supplies	£11	10	0	3/6	2/6
(22) "DE-LUXE" Printed Circuit Superhet	£7	19	6	3/6	1/6
(23) "DE-LUXE" with New Look Cabinet	£8	4	6	3/6	1/6
(24) JASON J.T.V.2 Tuner	£13	19	6	3/6	2/6
(25) RADIO JACK	19	6	1/6	6d.	
(26) MULLARD TYPE "C" Tape pre-amp	£12	9	6	3/6	2/6
(27) JASON W11 Wobulator	£14	19	0	3/6	3/6
(28) JASON Valve Voltmeter EM10 (23 ranges)	£18	10	0	3/6	3/6
(29) NEW JASON F.M. TUNER FMT2 with built-in power supplies and cabinet	£8	19	6	3/6	2/6
(30) NEW JASON FRINGE F.M. TUNER FMT3 as above	£10	19	6	3/6	2/6
(31) PULLIN Series 90 TEST METER	£5	19	6	2/6	1/6
(32) R.C. Super Personal Portable, 1 valve (phones extra)	£1	15	0	2/6	2/-
(33) R.C. Super Personal Portable, 2 valve (phones extra)	£2	1	0	2/6	2/-
(34) R.C. Transette two Transistor Personal Portable	£3	9	6	2/-	2/-
(35) JASON EVEREST 6 Transistor 2-wave Portable	£13	19	9	3/6	3/6
(36) JASON EVEREST 7 Transistor 2-wave Portable	£15	18	9	3/6	3/6
(37) CLYNE Cathode Ray Oscilloscope	£12	19	6	5/-	10/-
(38) Compact Multi-range Test Meter	£2	19	6	1/6	1/6
(39) Car Radio. Printed Circuit. 5-valve Superhet	£12	19	6	3/6	3/6
(40) JASON Audio Generator AG10	£14	5	0	3/6	2/6
(41) JASON Oscilloscope OG10	£22	10	0	5/-	3/6
(42) Super SHORTWAVE RADIO one valve	£1	15	0	2/-	2/-
(43) "WAVEMASTER" 7 Transistor Luxury Portable	£10	19	6	3/6	2/6

Instruction Books which contain full description, easy-to-follow practical wiring diagrams, theoretical diagrams, itemised price lists, etc., are free of charge with all parcels but may be purchased as shown above.

The following are also available, assembled and tested:—

(2) "RAMBLER" Mains Unit, £3/5/0, (12) F.M. Power Pack, 52/6; (13) R.C. 3/4 watt Amplifier £5/5/0; (14) 2-amp Battery charger, 45/-; (18) "CRY-BABY" Alarm, 89/6; (19) Mullard 510, £12/12/0.

NOTE: (2) The "RAMBLER" Mains Unit is suitable for use with MOST all-dry portables.

FLASH!! TWO NEW TAPE RECORDER KITS NOW READY!

Absolutely complete — nothing more to buy — with B.S.R. Monardeck 20 gns. — with Collaro Studio Deck 25 gns. Details on request.

New City Branch now open at
99 CHEAPSIDE EC2

Midway between Bank, Mansion House and St. Paul's Stations and no more than one min. from each. Open: Mon. to Fri. 9 a.m.—6 p.m. Sat. 1 p.m.

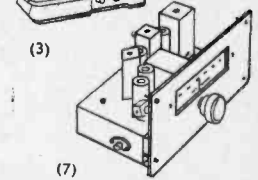
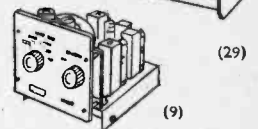
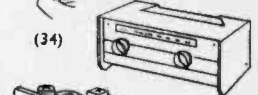
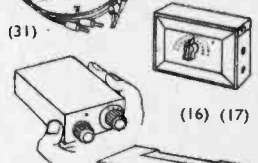
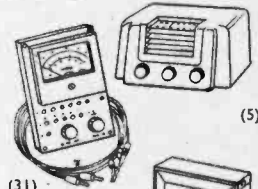
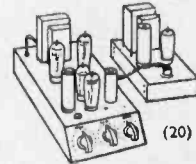
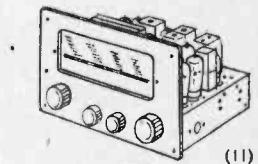
CLYNE RADIO LTD. THE COMPONENT SPECIALISTS



162 HOLLOWAY ROAD, LONDON, N.7
10 TOTTENHAM COURT ROAD, W.1
99 CHEAPSIDE, LONDON E.C.2

NORth 6295/6/7
MUSEum 5929/0095
MONarCh 6860


All post orders and correspondence to 162 HOLLOWAY ROAD, LONDON, N7.



OPEN: Tottenham Court Rd., and Cheapside: 9 a.m. to 6 p.m. Mon. to Fri., Sat. 1 p.m. Holloway Rd.: 9 a.m. to 6 p.m. daily. Thurs. 1 p.m. Sat. 5.30 p.m. Our Advantageous H.P. and Credit Sale Terms are available on any single item over £5. Your enquiries invited. Please print your name and address !!

COMPLETE V.H.F./A.M. RADIO FOR £12.12.0

Brand new set, in superb walnut cabinet (size 19 x 8½ x 14 in. high). Covering 80-100 Mc/s. 16-49 M., 200-500 M. and 1,200-2,000 M. Mains trans. 200-250 v. with 3 tapings. Ferrite rod aerial for A.N. Controls: volume on/off tone, tuning, w/change, Gram, and ext. speaker position provided. Fully guaranteed. Post and packing 5/- extra.



OUR LATEST OFFER: THE FAMOUS COSSOR (Traveller's Friend) TRANSISTORISED POCKET RECEIVER

This set can be built for £7.19.6. Size 6 x 3½ x 1½ in.



Weight 17 ozs. This set covers medium waveband 190/500 metres intermediate frequency. 470 kc/s using 4 transistors (Ediswan) and 2 diodes on a printed circuit board, plus a 2½" moving coil speaker. Instruction book with point to point wiring diagram, 2/6 each. Batteries, PP4 (Ever Ready) 2/- each. P. & P. 2/-.

ALL PARTS CAN BE SOLD SEPARATELY

Garrard BA.1 Battery Player COMPLETE £3.9.6 p. & p. 4/6.

The famous Cossor

TRANSISTOR BATTERY PLAYER (Kit)

We can now supply the following parts to build this unit:

- 1) Player Case.
- 2) Garrard Motor (BA.1).
- 3) Amplifier (4 Transistor).
- 4) Speaker.
- 5) Knob, Plugs, etc.

COMPLETE £5.9.6

p. & p. 5/-

17" TUBE BARGAIN

by well-known manufacturer

Type CME/1702'90" (seconds) with line EHT Transformer, Scanning Coil, and Frame Output Transformer.

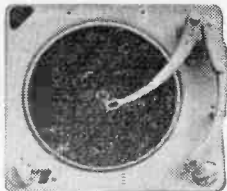
COMPLETE £6.19.6

p. & p. 10/-

CHANGERS

COLLARO CONQUEST	£7.19.6
B.S.R. UA8	£6.19.6
GARRARD RC.120	£9. 7.6
GARRARD RC.121	£10.19.6

p. & p. 3/6.



TRANSCRIPTION TURNTABLE

Collaro 4-speed type 4T200/PX with studio transcription pick-up.

£16.19.6

COSSOR BAND 3 CONVERTOR KIT TYPE ZB2

For television receiver model 927 and others, most channels, complete

39/6 p. & p. 2/6

RECTIFIERS

Westinghouse		Sentercel	
14A86	17/6	RM1	5/9
14A97	23/6	RM2	7/6
14A100	24/-	RM3	9/-
		RM4	17/-
		RM5	22/-
Contact Cooled			
14RA1282	18/6		
14RA1283	22/6		

CARTRIDGES


Collaro Studio O	18/-	Collaro Studio P	18/-
		B.S.R.	18/-

VOLUME CONTROLS

Less switch type, long spindle, all values .. 2/10 each
Double-pole type, long spindle, all values .. 4/6 each

8 VALVE 5 WAVE Am/Fm. Chassis by Famous Manufacturer

Covering long, medium, 2 short and VHF/FM bands. Pick-up and extension speaker sockets, dial fly-wheel tuning power pack and amplifier on separate chassis. For 200/250 v., A.C./D.C. mains. Special price £17.19.6 p. & p. 5/-.



TAPE DECKS

- 1) B.S.R. Monardeck s.s. £9.19.6
- 2) Collaro Studio push/b. controls, 3 motors, 3 speeds. £15.15.0 p. & p. 5/-.

MICROPHONES

Acos Crystal Stick mike, type MIC39/1. Complete with cable 39/6
Type 40 Mike, hand or table mike, 25/6. P. & p. 2/-.

Convert your Battery Set to Mains with a COSSOR BATTERY ELIMINATOR

MU2. For operation on 200/250 v. 50 c/s A.C. mains. Output: L.T., 1.5 v. 125 mA; H.T., 90 v. 10 mA.

OUR PRICE 37/6 p. & p. 2/6

MAINS TRANSFORMERS

M.T.1	250/250 80 mA,	19/6
M.T.2	350/350 80 mA,	19/6
M.T.3	0/30 volts tapped,	19/6
M.T.4	150 watt Auto Transformer,	19/6
M.T.5.	Battery Charger 4 amp.,	19/6
M.T.5a	Battery Charger 1½ amp.,	16/6

STANDARD ELECTROLYTICS

8 µF x 450 volt	1/8
8 x 8 x 450 volt	2/4
16 mf. x 450 volt	2/3
16 x 16 x 450 volt	3/6
32 µF x 450 volt	3/6
32 x 32 x 450 volt	5/6

SPEAKERS

3½" Speaker	17/6
5" "	15/-
6½" "	16/6
8" "	17/6
6" x 4" "	15/-
8" x 5" "	19/6
10" x 6" "	25/-
12" "	32/6

TRANSISTORS

PMP Junction Type Audio, Yellow/Green Spot, price 5/-
R.F. Transistor, Yellow/Red Spot, price 8/6
Crystal Diodes GEX00, price 1/- each. 9/- per dozen.


WIRECOMP ELECTRONICS

378 HARROW ROAD, LONDON, W.9. TEL.: CUNNINGHAM 9530

Hours of business: 9 a.m. to 6 p.m. Open all day Saturday

RECORD PLAYER CABINET

4/1
DEPOSIT



RP2

Balance at 2/11 per week for 19 weeks. A beautifully styled cabinet. Made by a famous manufacturer. In polka dot cloth with clipped lid and carrying handle. Size 16 x 14½ x 8½in. deep. Will take B.S.R. Monarch 4-speed Autochanger and 7 x 4in. elliptical speaker and most of the modern portable amplifiers. Carr. & Ins. 4/6. **Cash Price 59/6**



STEREO RECORD PLAYER CABINET
with extension speaker cabinet

at the
amazing
offer of
99/6

Portable 1960 Show Model in two-tone colours. Extension speaker cabinet secured in lid. Size 18 x 14 x 8½in. high. This stereophonic player retails at 35gns. in the shops today. A must for teenagers, and an essential for the enthusiast. Carr. & Ins. 5/6 with order. OR 6/1 initial payment and balance at 4/11 for 19 weeks.

NO DEPOSIT — INTEREST FREE
20 or 36 weeks to pay!
Send for a FREE catalogue.

a Garrard 121 mk. 2 or B.S.R. U.A.12; 9½ x 4½in. Elliptical speaker; any two control portable amplifiers. Carr. & Ins. 5/6. Cash Price **79/9**

RECORD PLAYER CABINET

5/4
DEPOSIT



RP3

Balance at 3/11 for 19 weeks. This contemporary cabinet in two-tone grey rexine is ideal for the modern home. Added attraction is the cream plastic speaker fret. Press button lid; lock. Fittings for screw-in legs. Internal measurements 14½ x 18 x 8½in. deep. Takes

DE-LUXE TAPE RECORDER CABINET

ONLY 29/9




Beautifully made Tape Recording Cabinet. Size 14 x 11 x 8½in. Covered in two-tone rexine cloth. Stylish design. Carrying handle and detachable lid with lock and key. Easily adapted to Record Player Cabinet. Exceptional value at this very low price. P. & P. 4/6.

EXTENSION SPEAKERS 19/9

Polished oak cabinet of attractive appearance. Fitted with Bin. P.M. speaker V.B. or Goodmans of the highest quality. Standard matching to any receiver (2-5 ohms). Switch and flex included. Carr. & Ins. 3/9.



SOLO SOLDERING TOOL only 12/6



110v., 6v.; 12v. (special adaptor for 200/250v., 10/- extra). Automatic solder feed including a 20ft. reel of Ersin 60/40 solder and spare parts. It is a tool for electronic soldering or car wiring. Revolutionary in design. Instantly ready for use and cannot burn. In light metal case with full instructions. Post 3/6.

B.S.R. MONARCH U.A.8 4-SPEED AUTOCHANGER

£6.19.6



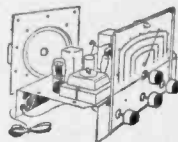
4-speed autochanger. Incorporating auto and manual control complete with turn-over crystal P.U. and Sapphire stylus. A.C. Post & Ins. 5/6 or Initial Payment 8/1 plus Post & Ins. and 19 weekly payments of 6/11.

T.U.9 B.S.R. 4-speed single player **£4.9.6**
Collaro Conquest 4-speed Autochanger **£6.19.6**
Collaro Conquest Stereo Autochanger **11gns.**
P. & P. on all above 5/6.

SUPER CHASSIS


3/11 per week

On the initial payment of 5/11 plus carriage of 5/6, this chassis will be despatched. Balance at 3/11 for 19 weeks. Cash price 79/6. 5-valve Superhet chassis including Bin. P.M. speaker and valves. Four control knobs (tone volume, tuning, w/change switch). Four wavebands with position for gram p.u. and extension speaker. A.C. Ins. & Carr. 5/6.



HOME RADIO A.C. or UNIVERSAL 79/6

A.C./D.C. Universal mains 5-valve octal superhet. 3 w/band receiver can be adapted to gram p.u. in attractive wooden cabinet. Size 9½ x 18½ x 11½in. Ins. and Carr. 4/6. Terms available.



17" TV CHASSIS

COMPLETE and WORKING

19 Gns.

Initial payment £1.0.7 and 19 weeks of 19/11 OR Initial payment £2.4.4 and 32 weeks of 11/1. A chassis including 17in. tube, permanent magnet speaker, 13 channel Turret Tuner (any two selected channels fitted). Other channels supplied on request at 7/6 each. 13 valves. Chassis and valves guaranteed for three months. CRT full 12 months' guarantee. A.C. only. Ready and working to fit into your own cabinet. Carr. & Ins. 25/-. As above with 14in. tube, £15.15.0.


REPLACEMENT REBUILT TV TUBES

Yours for initial payment of **8/6**

Balance at 8/6 for 19 weeks. 12 months' full guarantee. Cash price £3.10.0. All sizes except 10in. Carr. & Ins. 15/6.

DUKE & CO. 621/3 ROMFORD ROAD, MANOR PARK, E.12. ILF 6001/3

BRAND NEW AM/FM (V.H.F.) RADIOGRAM CHASSIS AT £13.6.8. (P. & P. 10/-)



Why buy a F.M. Tuner at the same price?
Tapped input 220-225 v. and 226-250 v. A.C. ONLY
Chassis size 15 x 6½ x 5½ in. high. New manufacture.
Dial 14½ x 4 in. in gold and black.

Pick-up. Extension Speaker. Ae., E., and Dipole sockets. Five "piano" push buttons—OFF, L.W., M.W., F.M. and Gram. Aligned and tested. With all valves & O.P. Transformer. Tone Control Fitted.

Covers 1,000-1,900 M.: 200-500 M.: 88-98 Mc/s.
Valves EZ80 rect., ECH81, EF89, EABC80, EL84, ECC85.

Speaker & Cabinet to fit chassis (table model), 47/6.
10 x 6 in. ELLIPTICAL SPEAKER, 20/-, to purchasers of this chassis.

TERMS—(Chassis) £4.1.8 down + 10/- carr. and 6 Monthly Payments of 30/-, or with Cabinet & Speaker £5.9.2 down and 7 Monthly Payments of 32/-.



COMPLETE RADIO FOR ONLY £10.10.0. carr. pd.

Size 19 x 13 x 7 in. or Chassis and dial for £8 (carr. paid). Chassis Size 15 x 6½ x 5½ in.: 1,000-2,000 M.: 200-500 and 16-54 M. Mains (200-250 v. A.C.) and O.P. Trans. (3 ohm); Gram. Aer., E., Ext. L.S. Sockets; New Mullard Valves ECH42, EF41, EBC41, EL41, EZ40 and Magic Eye EM81. Dial 15 x 3 in. Fully aligned. Fantastic value for money.

6 in. or 6 x 4 in. speaker fitted to cabinet. New Manufacture.

BATTERY ELIMINATOR. Converts your Battery Set to Mains. For 4 Low Consumption Valves (96 range). 90 v. 15 ma. and 1.4 v. 125 ma., 42/6 (2/6 post). 200-250 v. A.C. Size 5½ x 3½ x 2 in. Also for 250 ma. 1.4 v. and 90 v. 15 ma. at same price. Specify which, or give Valve line-up.

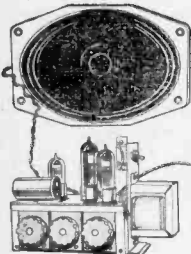
TELEREJECTION AERIAL. "Twenty-20" adjustable set top or table for Bands 1, 2 and 3. "Gold" finished rods and mounting. List Price 42/-, Our price 30/- (carr. paid).

50 SILVERED MICA AND CERAMIC CONDENSERS, 10-50 RESISTORS, 5/-, ALL DIFFERENT VALUES.
21 TUBULAR CONDENSERS (7 values 0.001 to 0.1mf) 4/6.



COMPLETE TAPE RECORDER FOR ONLY £19.19.0.

B.S.R. deck. Two-tone leatherette case. Acos crystal mike, 850ft. tape extra spool. On/Off Tone and Vol. 7 x 4 in. Speaker. 1½ hrs. playing time. Single speed 3 1/2 in./sec., fast forward and reverse, mike and radio inputs, ext. speaker socket: may be accidentally erased. 13½ x 12 x 8 in. Weight 20 lbs. 12 months guarantee. Carr. 7/6 extra. Terms: £8 down and 3 monthly payments of 50/-.



3-VALVE AMPLIFIER (INC. RECT.). Capable of giving 6 watts. Mains and output transformers. Valves ECC81, EL84 and Rect. 3 Controls, volume, bass and treble. On/Off switch. Fully guaranteed. Chassis size 6½ x 3 x 2½ in. 6 in. round or 7 x 4 in. elliptical speaker, state which. Not suitable for microphone input.


67/- (3/- p. & p.).



LISTEN WITHOUT INTERFERENCE

Fully built V.H.F./F.M. Tuner for £5.10.0 (3/- post). Covers 88-58 Mc/sec. Wired, aligned and tested. 4 Mullard valves; for use up to 40 miles from transmitter. FRINGE MODEL, for above this (5 valves), £6 (p. & p. 3/-). External H.T. and L.T. supplies reqd. for both of foregoing. BUT, a

complete V.H.F. set, four valves, with mains transformer, amplifier, rectifier and speaker (with above frequency coverage) can be supplied for ONLY £8.8.0 (4/- carr.). Cheap room dipole 10-300 ohm twin feeder. 6d. yd. All with 12 months' guarantee.



GRAMOPHONE

AMPLIFIER with 5in. SPEAKER. On Fabric-covered Baffle 12½ x 5 in. Mains and Output Transformers. Metal Rectifier. ECL82 Valve. Tone and

Volume Controls. On/Off switch. Plenty of Volume. Fully Guaranteed. Two Knobs supplied. Ready to play. Useful for Stereo.

ONLY 57/-, post 3/-

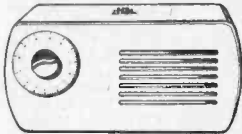
BEREC "PIONEER" RADIO IN MAKER'S CARTON. Valves DK96, DF96, DAF96, DL96. Requires Ever Ready battery. B103 or battery elim. for converting to mains operation—see adjacent item. Two Short Wavebands (2.5 to 7 Mc/s. and 6.5 to 17 Mc/s. Cabinet. 12 x 7½ x 6 in. ONLY £4.10.0 (2/6 p. & p.). (MW and SW £4.15.0 plus 2/6 p. & p.). In kit form with instructions and fully wired coil pack. Two Short Wavebands £4. One MW and SW £4.5.0. Plus 2/6 p. & p. Separate items supplied. Send for List.



TAKE A CHANCE. We have surplus to present manufacturing requirements tens of thousands of resistors, silvered mica, tubulars, volume controls, electrolytics, valve holders, etc. SEND US 20/- for a bargain parcel of new goods. Our good name is your guarantee. Money back if not satisfied. State preference of types or goods.

SIX TRANSISTOR SUPERHET KIT £8.19.6

Med. and L.W.; Printed Circuit; Instruction Book. Internal aerial. All items supplied separately. Write for price list. Battery, 9 v., PP4, 2/6.



ALL ITEMS GUARANTEED 12 MONTHS—E.V.A. VALVES 3 MONTHS.

Send 3d. (stamps will do) for our illustrated catalogue of the above items and others. All New Goods. Delivery by return. Terms:—One-third down and balance plus 7/6 in four equal monthly payments. Postage with down payment. (C.O.D. 2/- extra.)

SEE SPECIAL TERMS FOR A.M./F.M. CHASSIS AND TAPE RECORDER. Posted Orders to Camberley Please.

See additional advertisement on page 64

GLADSTONE RADIO—58A HIGH STREET, CAMBERLEY, SURREY. Tel. 22791

Also at 3 Church Road, Lawrence Hill, Bristol 5. Camberley, closed Saturdays. Bristol, closed Wed., afternoons.

Practical Wireless

VOL. No. XXXVI, 639, MAY 1960

Editorial and Advertisement
Offices:

PRACTICAL WIRELESS

George Newnes, Ltd., Tower House,
Southampton Street, Strand, W.C.2.

© George Newnes Ltd., 1960.

Phone: Temple Bar 4363.

Telegrams: Newnes, Rand, London.
Registered at the G.P.O. for trans-
mission by Canadian Magazine Post.

SUBSCRIPTION RATES

including postage for one year
Inland - - - - £1.3.0 per annum
Abroad - - - - £1.1.6 per annum
Canada - - - - 19s. per annum

Contents

	Page
Editorial	21
Round the World of Wireless	22
A Transistorised Voltmeter	24
Mains Short-wave Two	27
100kc/s Check Oscillator	30
Miniature Crystal Controlled Mains Tx (for Models)	31
On Your Wavelength	35
Transistorised Timing Unit	36
A.F. Calibrator	37
Bridge for Low Resistance	40
A Quality Quartet	43
Improving the No. "19" Set	45
A Single-ended Amplifier	48
AVC for Tape Recorders	52
Mullard Stereophonic System	57
Curing Radio Interference	65
Trade News	69
News from the Clubs	73
Letters to the Editor	74

The Editor will be pleased to consider articles of a practical nature. Such articles should be written on one side of the paper only, and should contain the name and address of the sender. Whilst the Editor does not hold himself responsible for manuscripts, every effort will be made to return them if a stamped and addressed envelope is enclosed. All correspondence intended for the Editor should be addressed: The Editor PRACTICAL WIRELESS, George Newnes, Ltd., Tower House, Southampton Street, Strand, W.C.2. Owing to the rapid progress in the designs of wireless apparatus and to our efforts to keep our readers in touch with the latest developments, we give no warranty that apparatus described in our columns is not the subject of letters patent.

Copyright in all drawings, photographs and articles published in PRACTICAL WIRELESS is specifically reserved throughout the countries signatory to the Berne Convention and the U.S.A. Reproductions or imitations of any of these are therefore expressly forbidden. PRACTICAL WIRELESS incorporates "Amateur Wireless."

Obtaining Information

THE number of items of electronic equipment on the market is steadily increasing and every week sees additions to the range which is of interest to the home constructor. Naturally, the introduction of new equipment is preceded by comprehensive advertising which stimulates interest. However, when the item finally appears, it may be too expensive for the home constructor's pocket and he must perforce be content to wait until the price falls within his reach. The profits accruing from the sale of a small number of expensive components may be worthwhile to the radio trade but in order to secure the goodwill of the larger part of the market, prices must be reduced as soon as possible. The methods adopted depend to a large extent on the type of equipment concerned, although if it is one which has not yet been placed on the general market, and is available only to, say, manufacturers or certain other specialised groups, then the matter becomes easier. For instance, a firm may approach the manufacturer of the equipment who find that the market is legitimately open to him and therefore a reasonable order cannot be refused. If the firm is reputable, the equipment purchased is used only in the goods manufactured by the firm, but, if, as sometimes happens, the firm lacks certain business scruples it may either be persuaded, or wish, to sell the goods "round the corner". At first sight this policy will result in lower prices for the constructor—all to the good—but there are certain aspects of the situation which complicate matters. When the item is bought and arrives at the constructor's den, consideration has to be given to its housing and its use. It is usually the case that no definite information is included and the task therefore begins of tracing out the circuitry and the method of connection; if the equipment is complicated, the disadvantages inherent in the reduction in price become increasingly apparent and the lower price has to be weighed against the time spent in making the unit function.

The constructor may, by this time, be desperate for information and discuss the problem with the local dealer from whom he purchased the equipment. If the dealer cannot help him sufficiently, he may proceed, eventually, after asking the advice of his friends, the local radio club, etc., to the manufacturer whom he is sure will be able to resolve his difficulties. Generally, no doubt, this is so, but it may be that the letter he receives in reply may "regretfully" inform him that the equipment is not yet available on the open market, only to manufacturers, and therefore no information at all is available.

The situation is that the home constructor has paid a not inconsiderable price for an item of radio gear which, as it stands, is of little or no use to him. We deprecate this policy which is adopted by a few concerns; the home constructor should not have to pay for a mistake made by the manufacturers. The solution is surely for the manufacturers to prevent the purchasers of their equipment from selling the apparatus against their wishes. If equipment does reach the home constructor, full information should be made available to him; any refusal can only cause bitterness.

Our next issue, dated June, will be published on May 6th.

Round the World of Wireless

POTENTIAL AND CURRENT NEWS

Broadcast Receiving Licences

THE following statement shows the approximate number of Broadcast Receiving Licences in force at the end of January, 1960, in respect of wireless receiving stations situated within the various Postal Regions of England, Wales, Scotland and Northern Ireland. The numbers include Licences issued to blind persons without payment.

Region	Total
London Postal	809,310
Home Counties	773,105
Midland	568,022
North Eastern	634,083
North Western	534,935
South Western	458,848
Wales and Border Counties	280,613
Total England Wales	4,059,916
Scotland	480,072
Northern Ireland	139,767
Grand Total	4,679,755

"Space Observatory"

A FULL-SCALE model of an Astronomical Space Observatory, designed by the Douglas Aircraft Company of America especially for the purpose, was shown at the "Daily Mail" Ideal Home Exhibition. The model, which was approximately 60ft high and 17ft in diameter, was made to show the sort of observatory that may possibly be used in the future. The electronics part of the Control Console display was provided by Mullard Ltd., and four cathode ray tubes each showed a trace to represent the sort of information which may be required by the spacemen of the future who may man such laboratories.

Transmitters

THE BBC has ordered a further two 100kW twin-channel high frequency sound broadcasting transmitters from Marconi's. These are for use at the Daventry station and will replace two existing transmitters on the BBC External Services.

The new equipments are a departure from conventional practice in that the penultimate R.F. and final R.F. amplifier and



A new technique was used in the building of three new suites at a big London hotel—the Strand Palace—which cut building time by half, from seven months to 96 days, and reduced costs considerably. The job was carried out by using precise planning, close co-operation between hotel management, architect and builder, and by the use of radio to control operations. Every key-man on the job had his own miniature radio and was in constant touch with the control centre.

modulator valve stages are vapour-cooled: this is a system whereby the heat generated by the valve is transferred to water jackets surrounding them. The resultant steam is taken by convection to an air-cooled condenser which converts it once more to water for return by gravity feed to the water jackets.

New A.E.I. Division

THE important and ever-growing role that transistors and other semiconductor devices are playing in the electronics scene is recognised by the creation in A.E.I. Radio and Electronic Components Division of a new Product Department devoted to semiconductors.

The semiconductor department has its sales organisation at 155 Charing Cross Road, London, W.C.2. It produces a comprehensive range of types for industrial and commercial applications. Sales Manager is Mr. F. Szekely.

High-Power Radar

ITALY'S new intercontinental airport at Fiumicino, which is to be officially opened in the near future, is to be equipped with the most modern system of airways surveillance radar in the world.

The Ministry of the Italian Air Force, after intensive study of available equipments, has decided to install a Marconi 50cm. high power (500kW) radar, together with two display systems (comprising eleven display units), microwave radar link and ancillary equipment. The radar head will be generally similar to that at present being installed at London Airport, except that the Fiumicino installation is designed to provide additional high coverage: this radar is the only type commercially available to have the advantage of a driven power klystron output stage, with its inherent stability.

In order to use the radar to cover separate functions, two display systems will be provided: one short range (maximum 40 miles) and the other long range (maximum 160 miles). These two display systems will be installed in different locations, to be connected with a microwave radar link.

1961 Computer Exhibition

A SECOND Electronic Computer Exhibition will be held in the National Hall, Olympia, London, from Wednesday, October 4, to Thursday, October 12,

1961, and a second Business Computer Symposium will be held concurrently.

This announcement is made by the Joint Committee of the Electronic Engineering Association (E.E.A.) and the Office Appliance and Business Equipment Trades Association (O.A.B.E.T.A.), which organised the very successful Exhibition in the same place at the end of 1958, when 40,000 people from 41 countries visited it.

As on the last occasion, the Exhibition and Symposium will be aimed to interest home and overseas users and potential users of computers and data processing systems and to demonstrate to them the recent considerable progress made in Great Britain in design, manufacture and use of computers.

Record 1959 Despatches

DESPATCHES of both television and radio receivers were at record levels in 1959, according to provisional estimates published by the British Radio Equipment Manufacturers' Association. For TV receivers, total despatches for the year amounted to 2,745,000, which was 36 per cent above those for 1958, the previous highest year. For radio receivers, the total, 1,551,000, was 19 per cent more than that for 1958, and 14 per cent more than in 1957, the previous highest year. Despatches of radiograms, 187,000, were 14 per cent lower than for 1958. (Despatches are net figures of deliveries by manufacturers to the home trade on firm and other accounts, including those to specialist rental and relay companies. Radio receivers include car radios).

Agreement

IT is announced that an agreement has been concluded between Marconi's Wireless Telegraph Company Ltd., of England, and Hermes Electronics Co., of the U.S.A. (formerly Hycon Eastern, Inc.). This agreement provides for general technical collaboration between the two companies in the field of point-to-point communications.

Hermes are well known as communications engineers and have planned and installed substantial communications systems. Among other activities Hermes are consultants to the Ace High

project for S.H.A.P.E. and to the Ministry of Defence of the Royal Norwegian Government. It is expected that this new arrangement will greatly assist both companies to meet the current need for the engineering and supply of all types of point-to-point communications systems throughout the world.

New Cable Ship

A NEW cable-laying ship designed to lay and handle all known types of amplifiers and cables, including the kind to be used in the 28,000 mile Commonwealth round-the-world telephone cable, is to be built by Cable and Wireless Ltd. Full specifications for the ship will be completed later in the year. Its main features are to be: gross tonnage 7,000 tons; steaming range 8,000 miles, sea endurance, 60 days; maximum speed, 15 knots. Its carrying capacity will be 1,200 miles of light-weight telephone cable with repeaters or 1,500 miles of conventional telegraph cable.

A.E.I. Appointments

ASSOCIATED Electrical Industries Ltd., have appointed Sir Arthur Elton, Bart., to be the Controller of their Central Information Department. He will take up his duties on March 1st.


Sir Arthur Elton has for the

last three years been in charge of films and television in the Public Relations Division of the Shell International Petroleum Company. For nine years before that, he was chairman of the Film Centre and in that capacity was adviser to Shell and other Companies.

J. E. A. Heale, formerly works manager of the Motherwell works of Metropolitan-Vickers (now A.E.I. (Manchester) Ltd.), has joined Associated Electrical Industries (Woolwich) Ltd., as general manager of works.

Weekly Electronics Newspaper

THE first ever weekly newspaper for the electronics industry is to be launched next September by Heywood and Company Limited. "Electronics Weekly" will give a wide news coverage to all aspects of the industry, including new developments in manufacture and application, components, materials, production techniques, commercial and financial news as well as a full coverage of overseas developments. A tabloid newspaper format has been chosen and initially, circulation will be available only to registered readers on payment of a nominal registration fee. However, plans are in hand to meet a demand through bookstalls at 4d. per copy.



The illustration above shows one of the rotary pumping machines which remove the air from the valve envelopes to create the necessary vacuum in the manufacture of receiving valves at the Blackburn Plant of Mullard Ltd. Gas jets are used for sealing the base to the envelope and for "pinching-off" the pumping stem once the air has been removed.

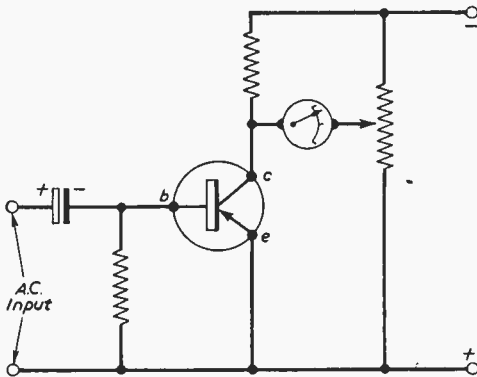


Fig. 3.—The circuit to enable the zero to be set.

The final circuit (Fig. 4) was therefore chosen, which gives a full scale deflection of $250\mu\text{A}$ for an A.C. input of approximately 2.5V.

The attenuator in the input circuit range selector, with the exception of the 1M value, are all 10k resistors. The 90k value is made up of nine 10k $\frac{1}{2}\text{W}$ resistors connected in series. The remaining resistors in the complete circuit are nearly all of 1k value, which is a preferred value and should not be difficult to purchase.

Production Spreads

The 10k resistor in the emitter circuit compensates for production spreads in the characteristics of the transistor. It is also a safety device, inasmuch as it acts similarly to a resistor in the cathode circuit of a valve: the emitter potential follows the potential of the base, and tends to guard against

overload conditions. In addition to these two factors, the resistor compensates against thermal conditions resulting from temperature rise in the transistor. The D.C. resistance of transistors decreases with increase of temperature. This is an accumulative effect, because, with decreasing D.C. resistance, a greater current flows, in turn resulting in a further temperature rise.

The emitter resistance has a large influence on the gain of the stage in the circuit shown (Fig. 4), variation of its value may be used as a method of adjusting the full scale deflection of the meter. Thus a 1mA full scale deflection meter may be used if so desired, although the writer found that a $250\mu\text{A}$ deflection gave a more linear overall calibration.

Choice of Meter

A variety of meter movements may be purchased on the surplus market in the price range between ten and thirty shillings. If one can be obtained calibrated from zero to $250\mu\text{A}$ so much the better, but it is not difficult to re-calibrate the scale. A

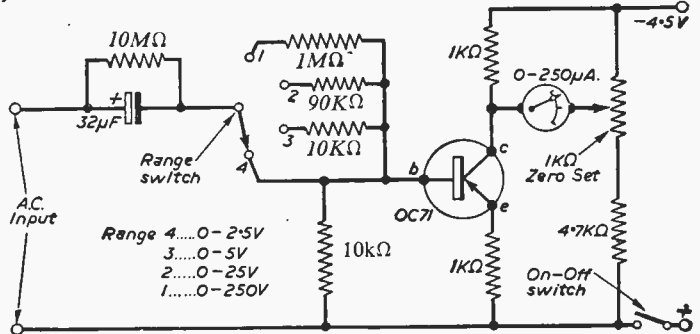


Fig. 4.—The complete circuit of the voltmeter.

0-30 μA or 0-100 μA meter movement may be used in conjunction with a shunt. The writer used a 0-100 μA movement in the prototype instrument,

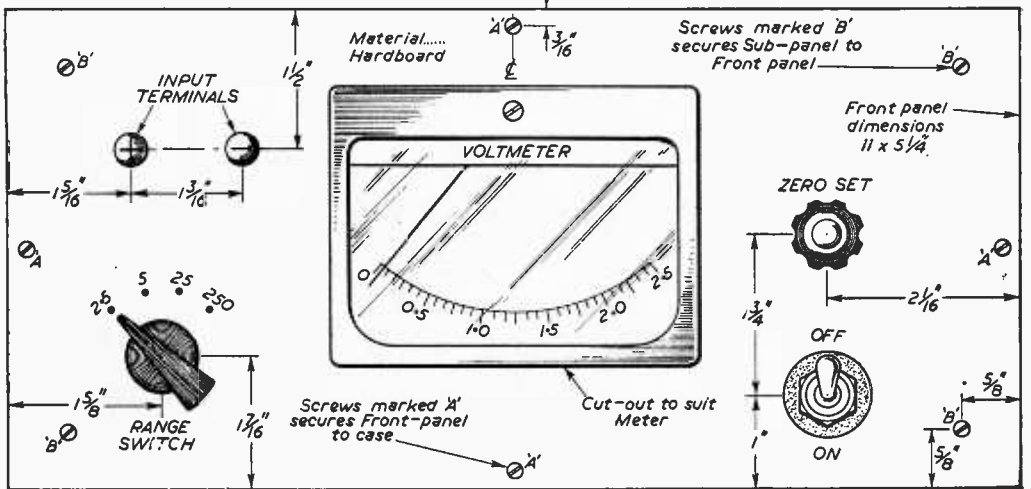


Fig. 5.—Layout and measurements of the front panel.

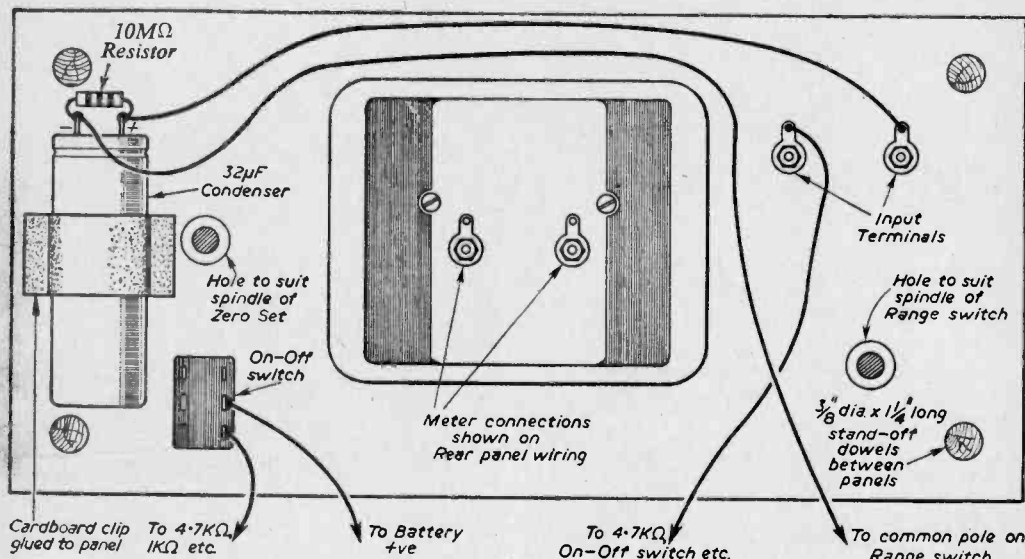


Fig 6.—The wiring on the back of the front panel.

using a 100Ω 10 per cent. resistor for the meter shunt. It should be remembered that it is not necessary for the meter to deflect fully at *exactly* 250μA, as final calibration may be carried out by adjusting the value of the 1k emitter resistor. Small adjustments may be made to this resistor by putting resistors in series (for increasing its value), or a resistor of very much larger value in parallel (for a small decrease in its value). Alternatively, a shunt resistance across the meter movement may prove most satisfactory.

Components

The range switch consists of a four position, single pole, break-before-make wafer switch.

The 32μF electrolytic capacitor in the input lead, provides a D.C. blocking condition when measuring an A.C. voltage with a superimposed D.C. component. For this reason the input terminals should be marked 'positive' and 'negative'. When measuring at such a test point in a circuit (i.e. the ripple voltage of a power pack) this should be borne in mind, and the meter connected with the correct polarity.

The 10M resistor across the capacitor provides a D.C. leakage path for safety reasons.

A Mullard OC71 transistor was used in the prototype; the cheaper red spot variety could most likely be used in its place with perhaps an alteration in the value of the emitter resistance. Other resistor values would remain unaltered.

Practical Construction


Mark the panel out in pencil and saw to size using a tenon saw. Finish the edges with *fine* glass paper; using coarse glass paper tears the fibres of the hardboard

and a neat appearance will not be obtained. Likewise, after drilling a hole in the hardboard, sand down both sides with fine glass paper and a neat, even hole will result.

The exact measurements for marking out the "chassis" are not shown, for the reason that the choice of meter movement will dictate to some extent the positioning of the components. A general layout only is given, and plenty of space left for rearrangement if desired.

The method of assembly is simple, components being on one side of the board, and connecting wiring on the reverse side, as in printed circuit wiring. No insulating covering on the connecting wires is necessary, except where two wires cross, which is seldom, and if this does occur, it may often be arranged to bring the crossing wire to the reverse side of the board over this junction. The complete wiring diagram will be given next month.


(To be continued)



Rear view of the unit.

A MAINS SHORT WAVE TWO

A T.R.F. CIRCUIT FOR THE SWL
By J. Johnstone



Front view of the set.

A TWO-VALVE short wave receiver, when mains operated, will give loudspeaker reception of the more powerful stations. For very long distance reception, 'phones may be used, though reasonable speaker volume is often possible even for stations at a considerable distance. The circuit described here employs two pentodes, as regenerative detector and output. A separate power pack is indicated because this is quite often to hand or can be constructed.

Coils

Plug-in coils are used because these allow any bands between 10 and 200m to be covered while avoiding the need for wavechange switching and associated wiring. With plug-in coils, it is also easy to obtain or make additional coils at any time, to increase the tuning range, or to obtain only

those coils needed for the bands which are of most interest. It is also possible to construct the receiver with a single fixed coil, choosing this to cover the most interesting frequencies.

The circuit is shown in Fig. 1. Coil connections are numbered for miniature Eddystone plug-in coils, but the same numbering will give identification of leads for home-wound coils. Regeneration is controlled by adjusting the screen grid voltage of the detector. For maximum possible efficiency with any individual specimen of detector valve, and with various coils and possible H.T. line voltages, it is best to use a 100pF pre-set condenser between point 4 and detector anode. This is then screwed down only just enough to obtain adequate reaction, with the particular coils, valve, and H.T. voltage actually used.

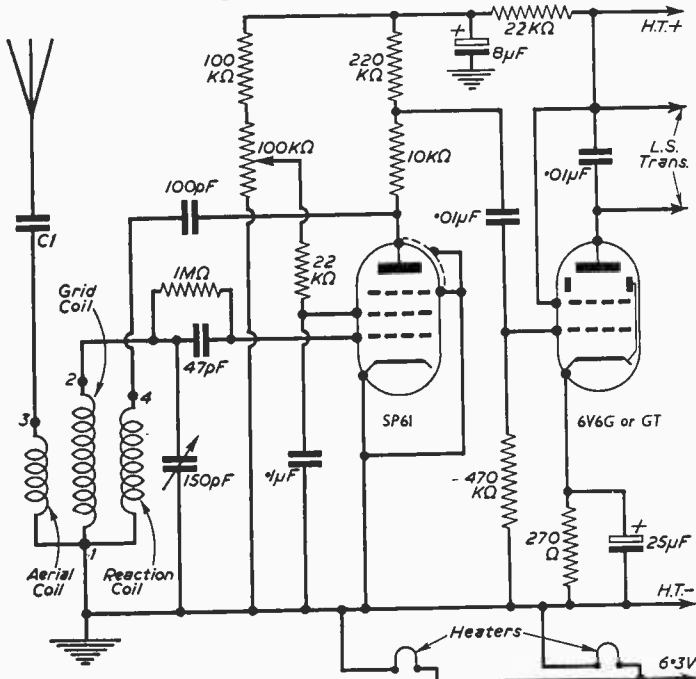


Fig. 1.—The circuit diagram.

Chassis layout

The tuning condenser, with reduction drive and scale, is fixed to a rigid bracket near the detector and coil, as shown in Fig. 2. The 47pF (or similar value) fixed condenser, with 1M leak in parallel, are soldered directly to the valve grid cap clip, with a short lead to the fixed plates of the condenser. The moving plates tag is wired directly to a tag, held by a bolt used as the chassis connection for the coil, underneath.

The regeneration control is situated to the right, as this is a convenient operating position. Underneath wiring is shown in Fig. 3. The SP61 valve requires a "Mazda" octal holder, with slightly wider pin spacing

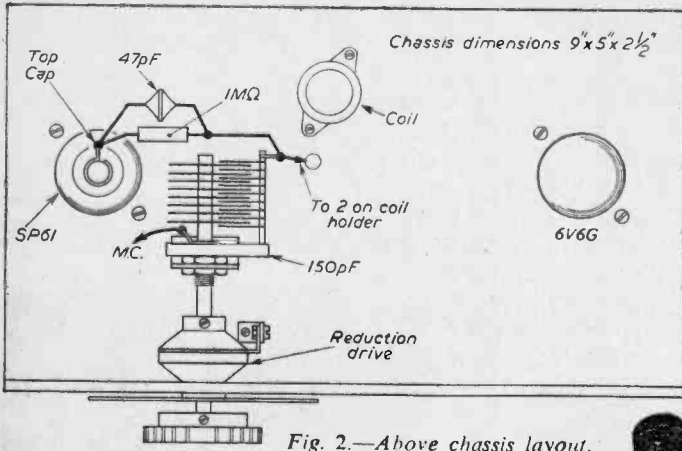


Fig. 2.—Above chassis layout.

If a number of faulty valves with similar bases are to hand, these may be used for coils by obtaining paxolin tube which is a push fit on the bases, and securing tube and base together with two small bolts. (Glass based valves cannot, of course, be used.) Plug-in coil formers to be wound as required can also be purchased.


Actual connections to the various windings of the coils are shown in Fig. 4. With a single coil

between heater pins as this type of valve will not fit international octal holders. The various "M.C." connections go to tags bolted to the chassis.

Coloured flex can be used to identify the various external connections. All leads in the set are shown in Figs. 2, and 3, and these layouts should be followed fairly closely.

Tuning coils

The holder in Fig. 3 is for the Eddystone coils mentioned, the large pin being earth. Four of these coils will give tuning ranges of about 10 to 20m, 19 to 45m, 40 to 95m and 90 to 200m. The largest coil has an adjustable dust core, and the actual band covered can be modified to some extent by changing its position.



Rear view of the unit.

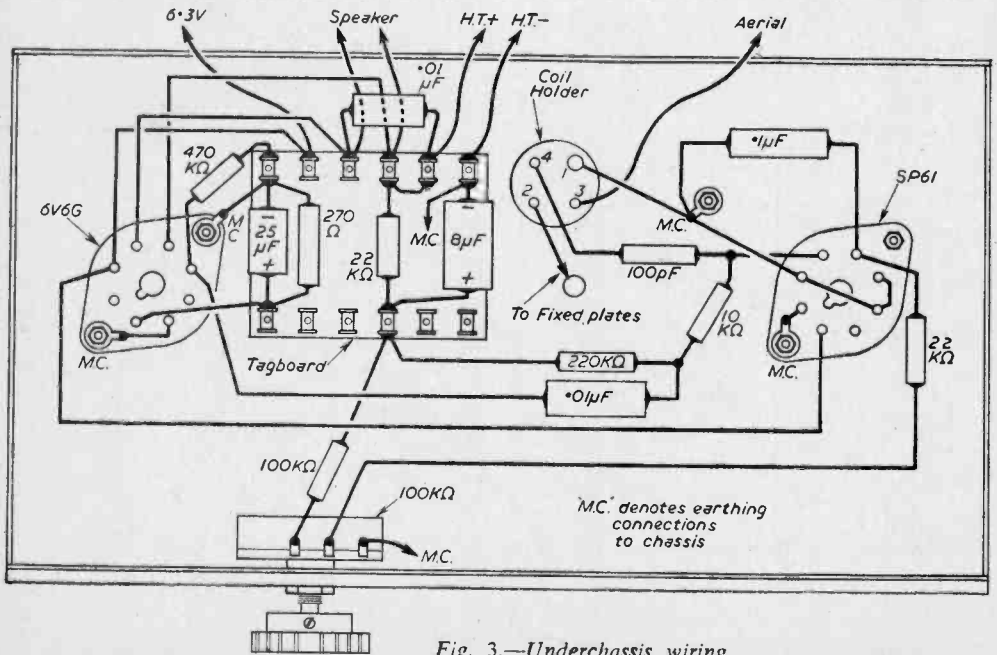


Fig. 3.—Underchassis wiring.

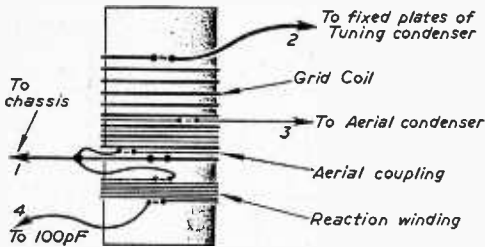


Fig. 4.—Coil details.

take the leads directly to the various components. With home wound plug-in coils, the leads are soldered to the various pins in the usual way.

The grid windings are best of fairly stout enamelled wire, the actual gauge not being critical. With the small coils, the aerial coupling winding can be placed between the spaced turns of the grid coil, as in Fig. 4. Turns of the reaction windings are side by side. Both aerial and reaction windings can be of thin enamelled or silk covered wire, 32 to 40s.w.g. being satisfactory.


Using formers about 1in. in diameter, the smallest coil can have 4½ turns for grid, three for aerial coupling, and five for reaction. The next coil can have 16 turns for grid, nine for aerial, and six for reaction. The next larger coil can have 30 turns, side by side, for grid, with ten turns for reaction. The aerial coupling winding can then be at the grid end of the 30 turn winding, about ¼in. from it, and have 15 turns. These three coils will tune from approximately 10 to 90m. For the higher band, a dust-cored coil is recommended, though not essential. A standard medium wave coil will allow the 160m band to be tuned, owing to the low stray capacity of the circuit.

If a single fixed coil is used, this can cover 19 to 45m, for general S.W. listening. Sizes of formers

and numbers of turns other than those given can, of course, be employed, and will be satisfactory.

Power supplies

Complete isolation from the mains should be assured by using a power pack with transformer, a suitable circuit being shown in Fig. 5. The 6X5G can be operated from the same 6.3V winding as supplies the other valves. Some rectifiers, such as the 5Z4, need a separate 5V rectifier heater winding. A transformer able to deliver 60mA will be of adequate size. The heater current is 1.65A for the three valves.



The underchassis wiring.

For 'phone reception, a triode such as the 6J5, with 3.3k bias resistor instead of the 270Ω component, will be satisfactory. This valve can be inserted without any wiring changes. A 6F6 would be equally satisfactory, for speaker use, with a 390Ω bias resistor.

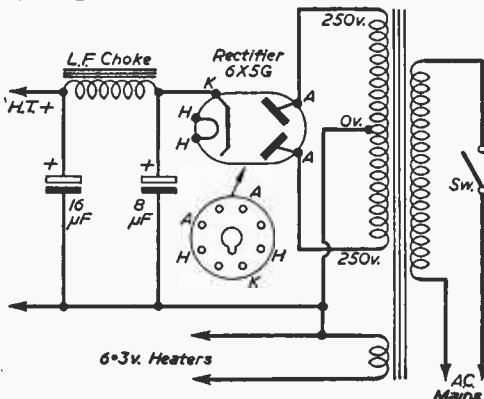


Fig. 5.—Circuit of the power pack.

COMPONENTS LIST

- SP61 and 6V6 valves. Two holders (one "Mazda" and one "International" Octal).
- Coils as described, with holder.
- 150pF or similar S.W. tuning condenser with drive, scale and knob.
- Fixed condensers: 47pF, 100pF, two 0.01µF, 8µF 350VW, and 25µF 25VW.
- Resistors: 270Ω 1W; 100k 1W; 10k, two 22k, 220k, 470k, 1M ½W.
- 100k potentiometer. Knob. Chassis.
- For power pack:
 - 6X5G. Octal valveholder. 250-0-250V
 - 60mA, 6.3V 2A transformer.
 - 60mA smoothing choke. 16µF and 8µF, or similar, 350VW condensers.

The speaker leads in Fig. 3 are taken to the primary of a 45:1 speaker transformer, the transformer secondary being connected to a 2/3 ohm speaker.

(Continued on page 47)

100 kc/s Check Oscillator

A ONE-VALVE CIRCUIT

By S. G. Wood

THE 100kc/s oscillator has much to commend it and is useful in the calibration of receivers, and in other directions. As a glance at the component list will show, few parts are required. The circuit is shown in Fig. 1 and a 6J5 triode valve is employed in a straightforward crystal oscillator circuit. However, a tetrode of the 6V6 or 6L6 class, triode-connected (i.e. with g2 and g3 strapped) could be used instead. Although 100kc/s crystals are not, perhaps, so easy to obtain, as say the ordinary type of crystal commonly used in the control of amateur transmitting equipment, they may be procured on the surplus market for around

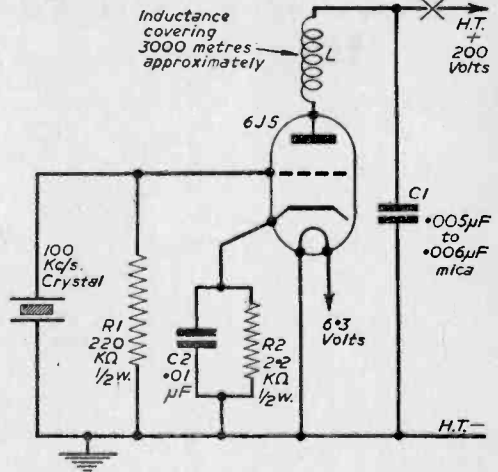


Fig. 1.—The circuit diagram.

variable tuning condenser is required, and therefore a front panel was not thought necessary, thus simplifying construction. The coil L may be any inductance covering approximately 3,000m, or an R.F. choke of similar electrical constants may be substituted. It might be mentioned that in the writer's case a canned R.F. choke removed from an old 1155 receiver proved ideal as a resonator coil, needing no external trimming. The under-chassis layout is shown in Fig. 3, and the extreme simplicity will be apparent. The valve base mounted to the rear of the chassis is used as a three-way connector socket for the power supply,

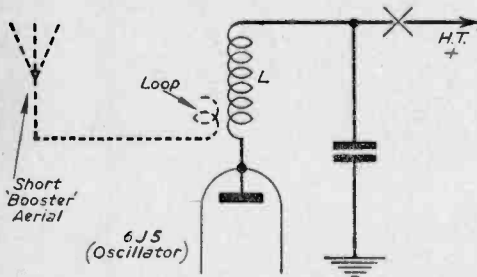


Fig. 2.—The additional aerial.

15s. The writer was lucky in this respect in obtaining a 100kc/s crystal (mounted) from a local ex-Government surplus shop for the small sum of sixpence.

Construction

The building of this unit should present little difficulty as all components (with the exception of the valve and crystal) are mounted beneath the small aluminium chassis. The size of this chassis is 3½ in. x 2½ in. x 1½ in. and may conveniently be of 16s.w.g. The holes for the 6J5 valveholder, and rear connector socket were both made with a hole-cutter, whilst the smaller holes were made with the aid of an ordinary 3/16 in. twist drill. No

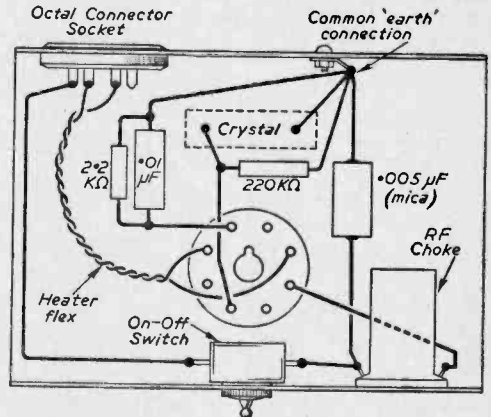


Fig. 3.—Underchassis wiring diagram (one heater lead should be earthed either in the power-pack or in the oscillator unit).

COMPONENTS LIST

- Aluminium chassis: size 3½ in. x 2½ in. x 1½ in.
- On/off toggle switch.
- Octal base valveholders.
- R.F. choke (see text).
- 100kc/s crystal and holder.
- 0.005 μF (mica) fixed capacitor.
- 0.01 μF (tubular) wire-ended capacitor.
- 220k resistor (½W)—(Erie).
- 2.2k resistor (½W)—(Erie).
- Octal base connector plug.
- Several 6BA brass nuts and bolts.
- Wire, solder, etc.

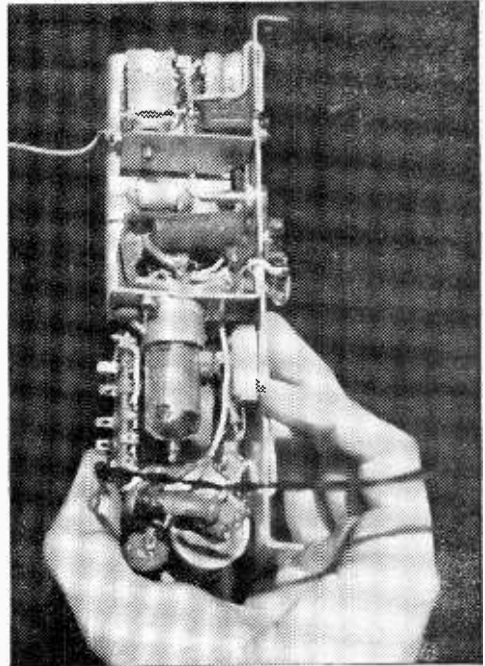
and a plug to fit is required. The resistors are of the ½W (wire-ended type), whilst the fixed capacitors are small, tubular mica dielectric types.

It will be noted that the pin connections to the rear octal base connector are not shown as this can be left to individual choice. In practice, the
(Continued on page 66)

Miniature Mains Model Tx

A CRYSTAL-CONTROLLED UNIT

By G. F. Worcester



The completed transmitter.

FOR testing and adjusting all kinds of model control receivers and equipment, or operating a model indoors, a crystal controlled transmitter operated from the mains is extremely handy. The unit described here, with its power pack, measures only 8in. x 3½in. x 2½in., and uses two valves in a crystal controlled circuit which gives enough output for purposes of this kind.

The circuit is shown in Fig. 1, and employs two 6BA6 miniature valves, the first as a triode-connected regenerative crystal oscillator, and the second as multiplier and output. This type of circuit can work satisfactorily with almost any kind of valve. To keep size down, a small contact-cooled rectifier and mains transformer provide power, also isolating the equipment from the mains to avoid a live chassis.

Coil Windings

The crystal stage coil is tuned by means of an adjustable core and the stray circuit capacity. Using a 9Mc/s crystal, and smooth former ½in. in diameter, 26 turns of 32s.w.g. wire, side by side, will serve for the tuned winding L1. Resonance is found by connecting a meter to the cathode circuit key leads, and adjusting the core setting until a dip in cathode current is encountered. It is necessary to set the core just off the position which gives maximum dip, to ensure that the oscillator will start reliably. If formers of different size are used, the number of turns should be modified, if

necessary, until this dip is encountered. While these tests are made the crystal should be returned directly to the chassis, L2 being omitted.

When the stage is found to operate as described, L2 is then included. It consists of two turns very close to the high tension end of L1. If the stage will not operate, or if oscillation is weakened, the leads from L2 should be reversed. Too much

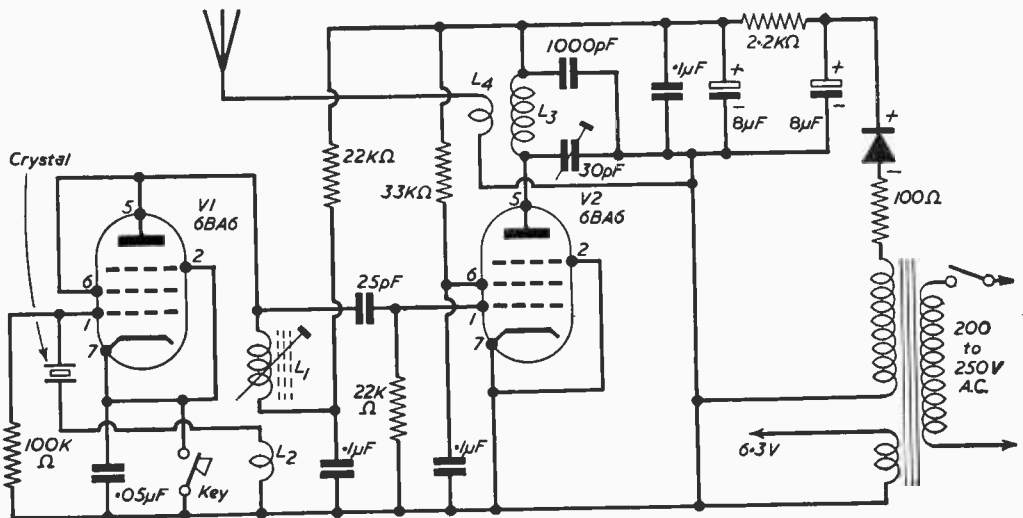



Fig. 1.—Circuit of the transmitter.

coupling between L1 and L2 can cause the stage to oscillate at any frequency to which it is tuned. It should therefore be checked that the valve ceases to oscillate when the anode circuit is tuned far off resonance.

the dotted line in Fig. 3. A 1in. flange at the end is bent at right angles and carries the crystal stage valveholder. A further small screen 2½in. high and 1in. deep, is bolted in position to hold the output stage coil.



Front view of the unit.

L3 consists of 10 turns of 20s.w.g. wire occupying 1in. winding space on a ribbed former ¼in. in diameter. For testing receiving equipment at short range, no aerial is needed. For somewhat longer range, a short vertical rod aerial is added. This is connected to L4, which consists of one turn of insulated wire at the H.T. end of L3, as also shown in Fig. 3 (on page 39).

Transmitter Layout

The wiring and the position of components is shown in Fig. 2. A vertical screen is bolted to the chassis, which is 8in. x 3½in. with ¼in. runners. This screen is 2½in. high, and has a 1in. flange bent over the crystal and core-tuned coil, as shown by

The crystal stage valveholder is bolted to the flange as mentioned, and the output stage holder is fitted near the end of the screen, as in Fig. 2. Underneath wiring for these holders is also shown. Leads should be short and direct, and grid and anode connections must be clear of the chassis, screens, and each other.

A small tag strip under the chassis serves as anchoring points for two flexible leads to the control key or push buttons. The mains switch is added in one mains lead from the transformer primary. The consumption of the two valves is about 20mA, plus 0.6A at 6.3V for heaters, and a large transformer is not needed. The rectifier should lie flat on the chassis, and be bolted

firmly so that heat will be carried away.

A clip made from thin metal holds the $8 + 8\mu\text{F}$ condenser, the other condensers being held by their wire ends. The extra 1000pF condenser joined directly to L3 and chassis is required to obtain a short R.F. path.

The 30pF trimmer associated with L3 has its centre leg soldered to a bolt locked to the chassis. The second tag is wired to the anode end of L3. This trimmer should be air-spaced, and an ebonite tube should be shaped to engage with its end, so that it can be adjusted. The completed coil is held by means of a long bolt, with a spacing bush

(Continued on page 39)

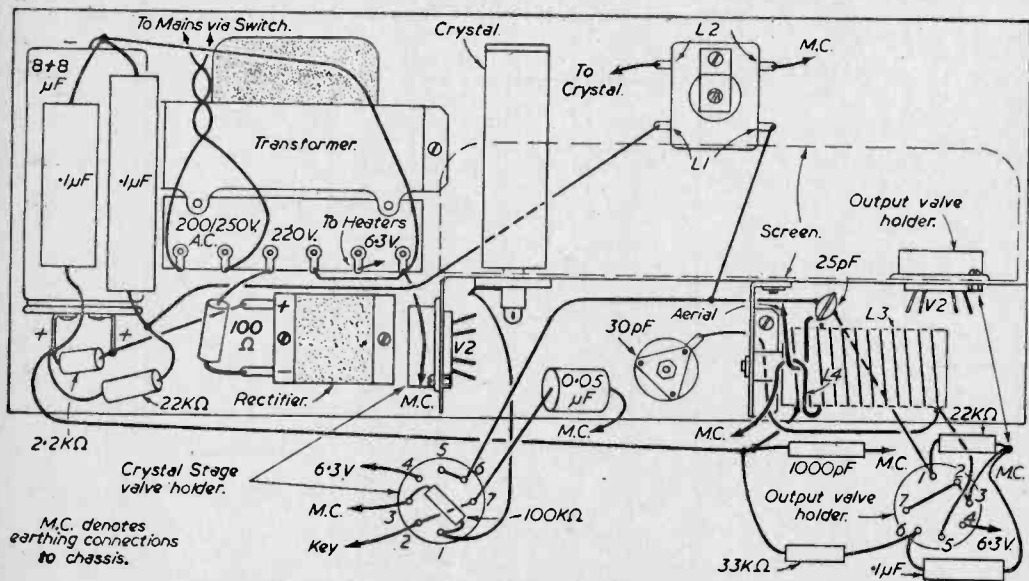



Fig. 2.—Wiring and the layout of the components.

HARVERSON SURPLUS CO. LTD.

48 Beddington Lane, Croydon, Surrey. THORNTON HEATH 2577




MONAURAL AMPLIFIER

This amplifier as illustrated, made by a leading manufacturer. Mullard valves—ECC83, EL84 x EL84, EZ80. Bass, Treble and Volume on remote panel. Elegant Knobs. OUR PRICE **£6.19.6** plus P. & P. 3/6.


10in. CATHODERAY TUBE H.M.V. 3/16

Brand new. Guaranteed 12 months. Unrepeatable Bargain at only **21/-** plus 12/6 P. & P. & Ins.



1/6 H.P. MOTOR

140 Watt (Approx. 1/6 H.P.). Series wound. 220/250 volt. 50 cycle motor. Off load 14,000 rev/min on load 8,500 rev/min. Ideal small saw, sewing machine, etc. **37/6** P. & P. 4/-.



EXTENSION SPEAKER

An attractive cabinet 8 x 6 x 2in. fitted with 3 ohm 5in. speaker complete with lead, a few only. **22/6** P. & P. 2/6.



HARVERSON T.R.F. EASY FOUR KIT

All parts and theoretical wiring diagram only. OUR PRICE **£4.12.6** Plus P. & P. 3/6.

WHY NOT VISIT US?


Our new retail premises at 83 High Street, Merton, London S.W.19 are London's biggest walk around shop. 1,000's of bargains, all enthusiasts welcome, no obligation to buy. 1 min South Wimbledon Tube.

500 MICROAMETER




A 4 1/4in. panel mounting 500 Microammeter marked in ohms and ideal for building into a multi-range meter. Price **£2.10.0**. Plus P. & P. 3/6

PLESSEY TWEETER



This well-known Plessey 3-ohm Tweeter at our amazing price of **10/6** Tax Paid. Plus P. & P. 1/6.

THE WORLD FAMOUS E.M.I. ANGEL TRANSCRIPTION P.U. (Model 17A)



A Pick-up for the connoisseur originally priced at £17.10.0. The last remaining few offered at **£5.10.0**. Plus P. & P. 5/-.

TRANSISTOR

TRANSISTOR by leading manufacturer. First Grade Equivalent OC44. For one month only, the first 100 customers **8/6** post free. 6 for **50/-**.

THIS MONTH'S OFFER

Small generator or motor. 12 v. with reduction gear. Has dozens of applications, ideal for the model maker. Don't miss this. **12/6** each. Plus P. & P. 2/-.

Twin Padded, Grey, Maroon Tracer Mains Lead. Usually 10d. per yard. Our Price **15/-** per 100-yard coil.

Printed circuit pots in banks of two or three:

400 K. x 2 Meg., 5/- each. 2 Meg. x 200 K. x 2 Meg., 7/- each.

60 Milliamp Chokes at per 4/6 each.

AMAZING SCOOP—Cossor 10in. Tubes. 108 K. New and Boxed. **21/-** each. Plus P. & P. 12/6. Few Only—**Taylor Windsor Circuit Analysers.** Reconditioned. A Snip at **£12.0.0**. Plus P. & P. 5/6. **Woden P.P. O.P. Transformers.** 20 watt. 4,500 ohm load. A bargain at **27/6**.

Taylor Windsor 240A Pattern Generator. Not new but perfect. **£8.10.0** each. Plus P. & P. and Insurance 10/-.

12 Assorted Pots. Wire wound and carbon. Switched and unswitched—all useful sizes at **15/-** the dozen. Plus P. & P. 1/-.

Taylor Signal Generators. Type 65A or B.

Not New—but Perfect. **£8.10.0** each. Plus P. & P. and Insurance 10/-.

Few only, **12in. 3 ohm R.A. 8120P Mk. 2** at **32/6**. Plus P. & P. 2/-.

Midget 2 gang .0005 at **3/6** each. Plus P. & P. 10d.

IF YOU DO NOT SEE WHAT YOU WANT ON THIS PAGE—WE WILL GET IT FOR YOU
Write (enclosing S.A.E. please) for our list of small parts and accessories for the Constructor. Trade willingly supplied.

Premier RADIO

23, TOTTENHAM COURT ROAD, LONDON, W.1.

TEL.: MUSEUM 3451/2.



The "Petite" PORTABLE

MAY BE BUILT FOR

£7.0.0 Plus p. & p. 3/-

BATTERIES EXTRA. H.T. 10/- (Type B126) or equivalent L.T. 1/6 (Type AD35) or equivalent.

★ Size only 8in. x 8in. x 4½in. ★ Instruction book 1/6.

BATTERY ELIMINATOR housed in two containers which are approx. the same size as AD35 and B126 batteries. 37/6, plus 2/- p. & p. **MAY BE CONSTRUCTED.**

THE BEREC


The "Berec" Battery Receiver for only **£4.19.6**, plus 5/- pkg. and postage. This receiver is ideally suitable for use in the home or where normal electricity supply is not available, remarkable reception on both medium and short wavebands, incorporating the following latest type miniature Battery Valves: DK92, DF96, DAF96, DL96 and operates on an external B.103 Battery or equivalent. The receiver is housed in an attractive two-tone metal case, size 11½ x 7½ x 5½in. **BATTERY EXTRA. 18/6.**



THE "MID-FI"

A NEW DESIGN
4½ WATT AMPLIFIER KIT

MAY BE BUILT FOR **95/-** plus 3/- p. & p.



A new circuit for the home constructor requiring a good quality medium powered Amplifier for reproduction of Records or F.M. Broadcasts. The use of a high gain, low noise pentode (EF86) feeding the high-slope EL84 Output Valve ensures adequate output even when used in

conjunction with modern low-output Pick-ups. The separate wide range, bass and treble controls give sufficient control to compensate for variations in recordings and associated equipment. For use with Loudspeakers of 3 or 15 ohms impedance. Technical Specifications: separate bass and treble controls. Valve line-up EF86, EL84, EZ80. Voltage adjustment for A.C. mains from 200-250 volt, 3 or 15 ohms impedance. Negative feedback. Size 7 x 5 x 2in., overall height 5in. Silver hammered finished Chassis. Instruction Book 1/-.

2-BAND RECEIVER

MAY BE BUILT FOR **£5.10.0** plus

3/- packing and postage. This receiver uses the latest type circuitry and supplied complete with easy to follow point-to-point wiring diagrams, suitable for use on A.C. mains 200/250 v. When constructed the Receiver is housed in an attractive walnut finished Bakelite Cabinet or if required, Wooden Walnut Cabinet. Overall dimensions 12 x 6½ x 5½in. Instruction Books available separately. **PRICE 1/-.**



THE PEMBRIDGE COLLEGE OF ELECTRONICS *offers training in* RADIO TELEVISION AND ELECTRONICS

(a) Full-time One Year Course in Radio and Television. College course in basic principles for prospective servicing engineers.

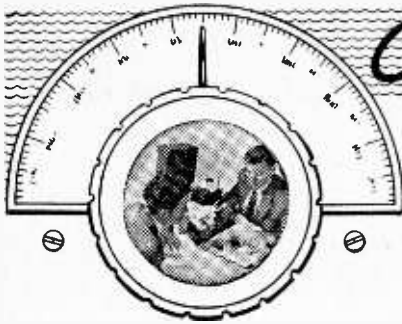
The next course commences on 26th April, 1960, and enrolments are now being accepted. Following course commences on 6th September, 1960.

(b) Home-Study Courses in Radio, Television and Telecommunications Engineering up to City and Guilds Final Certificate. Some courses include constructional kits and practical exercises.

(c) Kits-of-parts with full constructional instructions.

For details of the above, write to:

The Principal, P.10,
**THE PEMBRIDGE COLLEGE
OF ELECTRONICS**
34a Hereford Road, London, W.2



On Your Wavelength

BY THERMION

Gramophone Records

TWENTY or thirty years ago, the gramophone ranked only as a novelty: its popularity could not be compared with that of radio. Eventually, I think it surpassed radio although, with the advent of television, it was, for the most part, neglected. As every dealer will agree, the gramophone record can now stand comparison with both television and radio. The sale of discs is now phenomenal—no doubt many of you who are reading this buy a new record every week or so. Personally, I buy only one record or two each month and I often have doubts whether the expenditure is worthwhile. I only buy "LP's"—I consider them to be more value for money and the surface noise is far less than that of 78rev/min pressings on account of the different materials used.

As far as I am concerned, there are two reasons why the purchase of records may give rise to concern: firstly, the novelty of the newly bought record tends to diminish rapidly. If a record is bought on a Friday, after five or six playings over the week-end it is probably added to the stockpile and not heard again for a week, a month or even longer. Secondly the quality, both technical and musical, of many records (classical only from my point of view) is not always as good as it ought to be. These are my two main, personal, criticisms—I must emphasise that they are purely personal although several of my musically and hi-fi minded friends have expressed agreement with me.

Lately, when buying and playing records, I have become increasingly more aware of a gnawing feeling of dissatisfaction largely on the first score which I mentioned above (no pun intended). I pay 30-40s. for a record which, in the day or two following its purchase, I play perhaps four times. Taking the round figure of 40s., each playing costs me about five shillings—less than the cost of a seat at an actual performance I know, but . . .

I have thought of several schemes for remedying the situation all of which would be difficult to employ. Soon after I first began to have doubt about the wisdom of buying inordinate quantities of gramophone records I reached the seemingly logical conclusion that the only safe thing to do would be to limit my purchases to a maximum figure to be decided in the light of further experience. However, the difficulties inherent in this practice are fairly obvious: how does one choose the records to be included in the select number and what is one to do if, having made a selection, a new record makes its appearance.

These are not the only problems: when I first started my collection of LP's, I had to contend with not only the purchase of records but also with the purchase and assembly of components into a high-fidelity installation. What started off as a modest excursion into sound reproduction soon became an obsession; long hours were spent on trying out various circuits—cross-overs, filters and other devices. In the end my judgment became so clouded after a multitude of different ideas had been tried that I was forced to rely on the opinions of my friends and relations. Eventually I left all my gear alone for a month and started afresh.

My final arrangement was a low power amplifier (10W) a versatile pre-amp unit and a 9cu ft corner reflex cabinet. I use a transcription record player as I am particularly sensitive to frequency modulated music (wow and flutter) and also to rumble which owing to the large reflex enclosure is made very evident.

I have now decided to leave the amplifier and loudspeaker system as it stands; even my younger acquaintances are satisfied with the quality. The good top response of which they speak is less important to me—my hearing is not what it used to be—although doubtless it contributes in some measure to my enjoyment. As for records, I suppose I shall continue to buy them although the more I buy, the more difficult it is to choose which to play and to find time to listen to them.


The Quest for Quality

TALKING of amplifiers and suchlike reminds me of another perplexing question: is the search for "high fidelity" worthwhile? Most sound reproduction equipment sold for domestic use and which is claimed to be hi-fi savours more of the laboratory than of the home. I think that there is much to be said for the old fashioned "one-knob" type of installation which could be operated by even the female members of the household. My own apparatus has now developed to the stage where I permit no one else to use it; the controls are comprehensive and what with equalisers and the like, I can, "at a single touch, make Caruso sound like Hutch" as was once sung from a London stage. What a pity that all these complications are necessary for the enjoyment of records! The tragedy is that in many instances the hi-fi maniac becomes overwhelmed by the complications of his equipment that he ceases to listen to the music from his loudspeaker and concentrates on the hum and noise level (xdB down!) and kindred defects which are obvious only to the experienced ear. This outlook is easily developed and I was once conscious that I was listening more to the equipment than to the records. However, once I had recognised the malady and decided to keep my equipment at its present stage of development, it was possible, by a very determined effort, to regain my former standard of appreciation.

Transistorised Timing Unit

AN INEXPENSIVE CIRCUIT By L. Baker
(Continued from page 965 of the March issue)

WHEN the construction has been completed as described in the previous issue (see also Fig. 2. below), the calibration of the unit can be carried out and a stop-watch will be found convenient for this purpose. If this is not available, use can be made of a clock with an easily read seconds hand. To calibrate the dial, the output socket should be connected to an ordinary domestic electric lamp and the mains plug should be inserted in the mains socket. The switch S2 should be switched to "Set" and the dial should be rotated until S1 is heard to close. The dial should now be advanced approximately a quarter the length of its travel and the switch S2 thrown to operate. A check on the time of the stop-watch should be taken when S2 is put to operate. The lamp or enlarger will now light on throwing S2. Observation should now be made of the time the lamp remains alight. After a short time, the relay will operate and the lamp will be extinguished. Using this elapsed time as a basis, pencil marks can be made on the dial to suit individual requirements of various exposure times. These times can be anywhere between the limits of 2.5s (shortest exposure) and 2min. Once the marks are located on the dial, this may now be removed and permanent marks can be made on the dial using Indian ink. When not in use the unit should be switched to "Set Time" and the dial rotated to zero until S1 operates to conserve battery power.



The finished unit.

The enlarger switch may be removed altogether, or left in the "on" position while the timer is in use with the enlarger. The unit is small enough to be incorporated on the enlarger itself, say by mounting it on the enlarger column, or on the baseboard as a fixture.

Operation

In use, with a negative in the enlarger, having decided the exposure to be made, all that is required

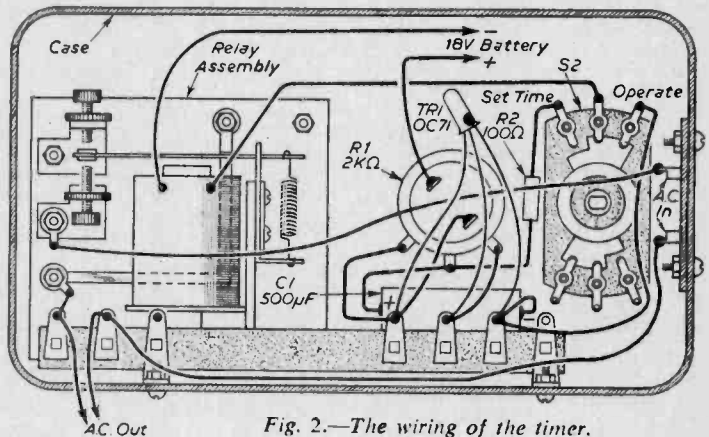



Fig. 2.—The wiring of the timer.

is that the operator turns the switch to "Set", rotates the dial to the predetermined time, turns the switch to operate and waits until the enlarger lamp is extinguished. The exposure is now complete.

The advantages of such a unit are many. For instance, in the case of many copies of one picture being required, once the correct time is set on the unit, all exposures are then automatically made and all are identical. Also it leaves the operator's hands free and this is useful for "burning in" or "shading" during the exposure. The unit can, of course, be made to operate a contact printer in the same way it does the enlarger.



A view of the wiring.

An A.F. Calibrator

A CIRCUIT USING THE LINE REPETITION FREQUENCY OF TELEVISION AS A STANDARD

By G. K. Fairfield

THE repetition frequency of the synchronising pulses forming part of the transmitted television waveform is extremely accurate and can be relied upon to provide a frequency stability of 0.1 per cent. This fact may be used when attempting the calibration of an audio frequency signal generator since a higher degree of accuracy is rarely required. A series of precise spot frequencies can be derived from this basic standard which will have the accuracy of the transmitted television signal.

Whatever means is adopted to utilize this standard then a first requirement must be to achieve a minimum of interference with the working domestic television receiver.

Frequency Calibrator

A simple circuit for achieving this calibration is shown in Fig. 1, which demands only access to base of the cathode-ray tube and the chassis of the receiver. No alterations to the circuit of the receiver are necessary.

An input signal is taken from between the cathode terminal of the cathode-ray tube and the chassis, as shown in Fig. 1, and applied to a limiting valve V1. This signal consists of two parts, the video signal which is variable in content and negative in polarity, and the synchronising signals which have a constant amplitude and are positive in direction. The valve has a low screen potential and behaves in exactly the same way

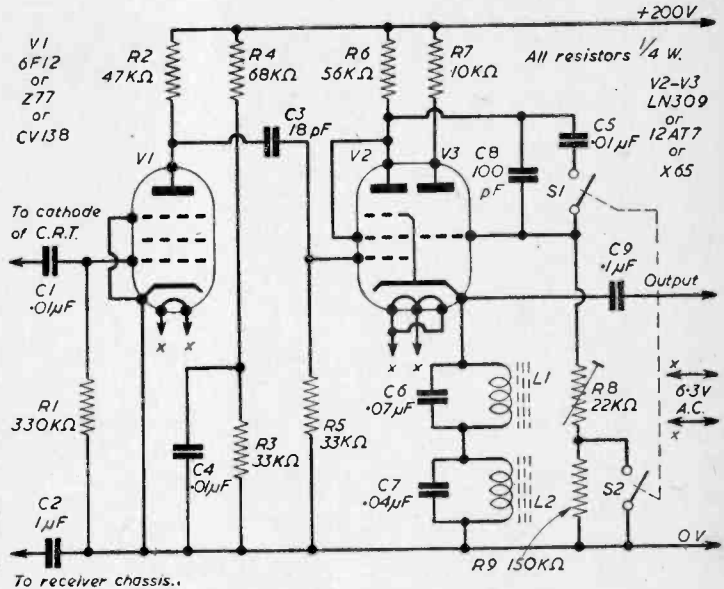


Fig. 1.—The circuit of the calibrator.

as the sync separator in the television receiver. It thus conducts only on receipt of the positive synchronising signals and provides negative pulses at the anode terminal at a repetition frequency of 10,125c/s. These pulses are used to synchronise a cathode-coupled multivibrator V2 and 3. The repetition frequency of this is determined by the value of R8 and R9, C8 and C5 and is made extremely stable by the inclusion of a tuned circuit; L1/C6 and L2/C7 in the common cathode circuit. These tuned circuits have a high Q-factor and allow a near-sinusoidal waveform to be developed across them. This output voltage can be used for frequency comparison purposes as is described below.

Some slight distortion will be apparent in the lower frequency output and will take the form of the superimposition of small 10,125c/s ripples on the waveform owing to the resonance of L2/C7. These can be removed by short-circuiting this tuned circuit in this position, but are of value in practice since they indicated by their number that the circuit is dividing correctly by a factor of ten.

The multivibrator can be synchronised at an integral multiple or fraction of the television line scanning frequency up to a limit of about ten-to-one.

In the circuit shown two output frequencies are provided. A sinusoidal waveform of several volts in amplitude at a frequency of 10,125c/s with switch S1/2 open and a similar waveform at a frequency a decade lower, 1,012.5c/s with S1/2 closed.

The Tuned Circuit Inductances

These are wound on Mullard 'Ferrocube' Pot Cores type LA 1. A bobbin is provided with these cores and should be wound as follows:—

Coil L1: 1,270 turns of 40s.w.g. enamelled copper wire which should completely fill the

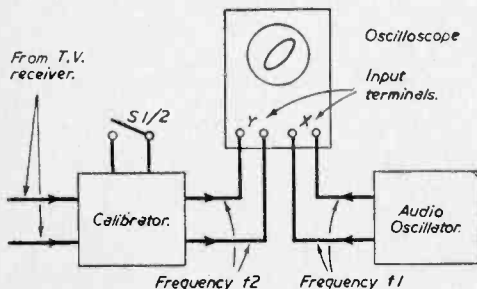


Fig. 2.—Calibration using a cathode ray oscilloscope.

bobbin. An inductance value of 600mH is required for this coil.

Coil L2: 150 turns of 30s.w.g. enamelled copper wire. An inductance value of 8mH is required in this case.

A gap is provided in the pot core assembly for the lead-out wires which should be well insulated at the point of exit, since the ferrite has sharp edges.

Frequency Comparison Using a C.R. Oscilloscope

The most convenient way of using the calibrator is to compare its output frequency with that of the audio oscillator undergoing calibration and adjust the frequency of the latter until it is an exact multiple of the calibration frequency. This can be achieved by using an oscilloscope to display the Lissajous figure resulting from the combination of the two signals.

The method is shown in Fig. 2 where the audio oscillator is connected to the X plates of an oscilloscope, via an amplifier if necessary, and the output of the calibrator to the Y-input amplifier of the oscilloscope.

With switch S1/2 in the appropriate position, the two spot frequencies 10,125c/s and 1,012.5c/s are easily recognisable, as the oscillator frequency becomes equal to these frequencies, by the appearance of a diagonal line or circle on the screen of the oscilloscope. Other frequencies can be determined by recognition of the Lissajous figures which are displayed as the oscillator frequency becomes an integral multiple of the calibrator frequency.

In this way the spot frequencies can be extended to cover every hundred or so cycles over the entire audio frequency range and extend into the lower radio frequency band of several hundred kilocycles.

There is the slight disadvantage of the frequencies being multiples or integral fractions of the line repetition frequency, 10,125c/s, but this is of little importance once the calibration chart for the oscillator or signal generator has been prepared.

Lissajous Figures

To those readers not familiar with the cathode-ray tube method of frequency comparison an explanation of this is included. A number of screen patterns (known as Lissajous figures), which are obtained when sinusoidal voltages having the frequency ratios and phase differences specified are applied to the two pairs of plates are shown in Fig. 3. When the two frequencies are equal and in phase, the trace is stationary and takes the form of a diagonal straight line.

Forms corresponding to a number of other phase relationships and different frequency ratios are also shown in Fig. 3. In these diagrams the two signals are sinusoidal and equal in amplitude. With signals of other waveforms, the traces are distorted but usually remain easily recognisable. Unequal amplitudes make the traces appear either flatter or narrower.

As the oscillator frequency is adjusted close to the calibrator frequency the phase difference between the two signals changes making the trace go through the various forms shown in Fig. 3 and the time to go through all of these forms is equal to the frequency period difference between the two signals.

The ratios of the two signals can be found by counting up the number of loops touching the horizontal axis and dividing this by the number of loops touching the vertical axis. When observing these figures then, one must not expect a stationary pattern on the screen but with a little

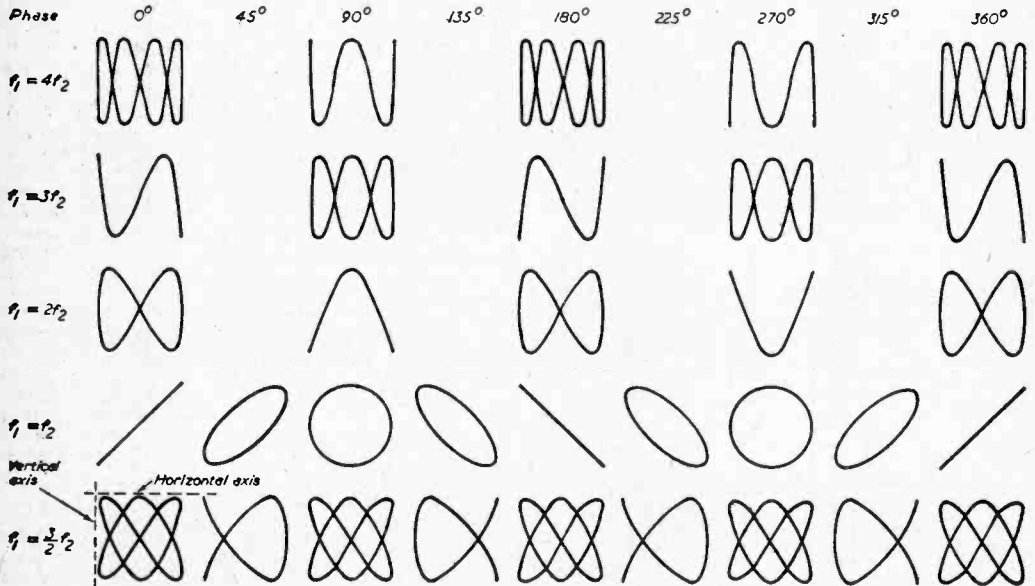


Fig. 3.—Lissajous figures obtained when two sinusoidal voltages having the frequency ratios given are applied to the X and Y plates of a cathode ray oscilloscope.

experience one can learn to recognise the changing pattern and determine the frequency ratio between the two signals—at least up to a ratio of about 5:1 or 1/5:1

"Magic Eye" Indicator

Should an oscilloscope not be available for comparison purposes between the calibrator output and the audio oscillator, then a similar order of accuracy can be obtained by the use of a cathode-ray tuning indicator or 'magic eye', providing rather more care is used in the initial setting up to find the spot frequencies. The circuit used for this purpose is shown in Fig. 4. The target grid of the indicator is modulated with the output of the audio oscillator whilst the comparator output is applied to the target anode via an amplifying and shaping valve circuit V3. When the two frequencies are equal and of opposite phase the target current is at a minimum and the 'eye' fully open, owing to the anode being negative whenever the grid is positive and the grid negative, beyond cut-off, when the anode is positive. Thus as the two frequencies approach each other the 'eye' begins to flicker and a zero beat is observed when the two frequencies are equal.

In order to sharpen the null indication, V3 provides a squaring of the input signal and V1 is included to prevent negative excursions of the input signal on the target grid. The clearest indication will be apparent when the two frequencies are equal, but can be observed when the frequencies differ by as much as 10:1. The extent of the target flicker will become less as the difference in frequencies increases, but a little

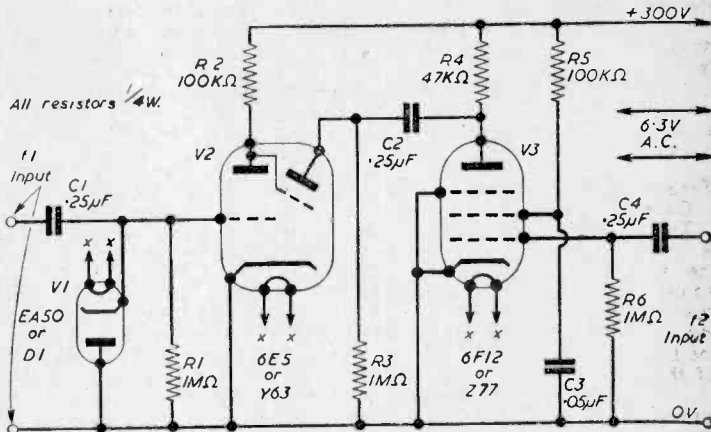


Fig. 4.—Frequency comparator circuit.

practice will enable this system to provide as useful an indication as that of Lissajous figures in the system previously described. It has one disadvantage, however, and that is that the frequency calibration must commence from the position of frequency equality. Then, as the frequency of the audio oscillator is advanced, the 'eye' will be seen to go through a number of positions of flicker-in turn, each one indicating that the frequency multiplication (or division) has increased by one, e.g. 1.0125c/s, 2025c/s, 3,037.5c/s, etc. Unless frequency equality is found to begin with, as indicated by the most pronounced flicker, then the multiplication ratio can be in error throughout the process of calibration. This is not possible with the cathode-ray tube method since the number of loops in the Lissajous figures can be counted and the exact multiple determined no matter at which frequency the calibration commenced.

MAINS MODEL TX

(Continued from page 32)

or similar means to keep the coil a short distance from the metal screen.

Adjustments

Operation of the crystal controlled stage should be checked as explained, and the output valve may be removed for these tests. When correct oscillation is obtained, the second valve may be inserted, and the 30pF trimmer rotated to tune L3 to

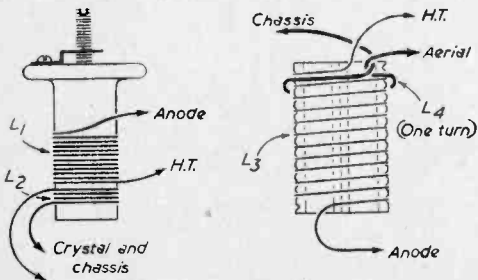


Fig. 3.—Details of the coils.

resonance at 27Mc/s. A bulb loop or loop with meter and crystal diode may be used to check for R.F., the loop being close to L3. The correct tuning for the trimmer will be that giving the best indication with the bulb loop or meter. The core of L2 may also be finally adjusted by this means, to secure maximum output, with reliable starting when the control key is closed. The total cathode current of the second 6BA6 should not exceed about 15mA. If it does, the 2.2k resistor should be increased slightly in value, this check being made with the crystal stage not oscillating.

Once the core and trimmer have been correctly set, re-adjustment will not be necessary each time the transmitter is used. Nor is re-tuning essential when disconnecting or modifying the aerial, because the frequency of operation is not influenced by the length or position of the aerial used, as is the case with simple, tunable transmitters.

The containing case is best made from thin wood, because a metal box would lie too near L3. Holes drilled in the case will allow the trimmer and core of L2 to be reached with a trimming tool and insulated screwdriver, so that settings can be checked without taking the transmitter out of its case.

A Bridge for Low Resistance

ACCURATE MEASUREMENTS BELOW 100 Ω

A BRIDGE which uses alternating current for measurements has many applications both for the direct measurement of resistance and of impedance at 50c/s. This latter facility can be of great use in receiver servicing, for, if the impedance of an output transformer is measured, shorted turns in the secondary will be reflected and a low impedance reading obtained. A single shorted turn will not be apparent from a D.C. resistance test as it may cause a variation of only perhaps 1 part in 5,000 but the impedance may drop to 1/10 of the original value.

Circuit

The circuit diagram is given in Fig. 1. The valves used are not critical and the 6J5 can be replaced by any 6.3V triode or almost any R.F. pentode strapped as a triode (SP61 for example). The bias resistor is also not critical and neither is the bypass capacitor; the values of 2.2k and 50 μ F 12VW are usually suitable. The indicator valve (Y63) may be replaced by a more modern type if desired. The power pack is easily constructed and the 6.3V heater winding is also used for supplying power to the bridge circuit. The value of the smoothing capacitor is not critical.

The 6.3V supplied to the bridge is fed by a limiting resistor which will prevent damage to the standard resistors if the test terminals are inadvertently shorted. The value is 5 Ω and a wire-wound type or two carbon resistors in parallel may be used. The variable resistor for the balance should be a 12W pot (e.g. Colvern CLR7001).

By "Constructor"

Balance Indicator

The feed to the balance indicator is via a suitable pentode output transformer. The resistance standards used should be of 1 per cent tolerance and the circuit has been so designed that a rating of 1W is ample. The bridge can be calibrated directly by using various known resistors.

The calibration of the pot may be carried out mathematically. The total angle of rotation of the pot may be measured and is usually some 240deg. The arc traced out by the pointer of the potentiometer should be divided into five equal lengths. (It is as well to use a large pointer on the pot to ensure a long scale which is easier to calibrate). These five divisions can be divided into two, and each of these sub-divisions may be divided into ten parts. The outside of the scale can then be numbered from 0 to 10 clockwise and the inside of the scale from 0 to 10 anti-clockwise. It is then easy to calculate ratio values from the scale and to use these to ascertain the value of the unknown resistor. On the other hand, the scale could be calibrated directly in terms of resistance, e.g. on the scale already marked out, the second division clockwise would represent 0.25, 2.5 and 25 Ω when standards of 1, 10 and 100 Ω are used. The sixth division clockwise would represent 1.5, 15 and 150 Ω . Calibration could of course be carried out using standard resistors, for instance a set of resistors of 1, 2, 3 and 4 Ω could be used to give all values from 1 to 10 Ω .

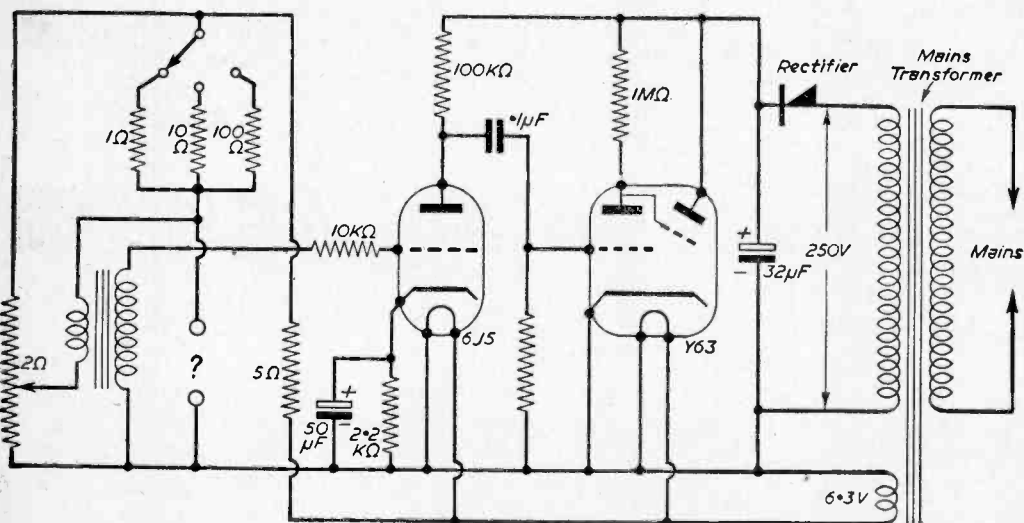


Fig. 1.—The complete circuit diagram.

You can't help earning more!

WITH NEWNES

Radio & Television Servicing



**OVER
2,300
POPULAR
MODELS**
MORE THAN
3,800
Circuit & Component
Layout Diagrams
OVER
3,750 Pages
**2 Years' Free
Postal Advisory
Service**

*Increases your earnings
FOR YEARS TO COME*

An investment
for every reader
of Practical Wireless

Ready for instant use are thousands of diagrams—TV receivers from single band sets to latest 13-channel 110°-tube models, including transportables, and combined TV/FM sets. Also radios, including Transistor and VHF/FM models, Radiograms, Portables, Transistor Personals, Tape Recorders, Car Radios, Record reproducers (including Stereo).

Practical Guidance on Modern Circuit Developments. Fault-finding and Alignment. Servicing Tape Recorders. Aerial Installation. Electrical and Car interference suppression. Servicing Transistor and VHF/FM Radios. Printed-wiring sets. Servicing Equipment. Salvaging Picture Tubes, etc.

**NEW 1960 Edition in 6 volumes
FREE FOR 7 DAYS**

This New Edition of Newnes Complete Library of Servicing Data is exactly suited to your needs. Here in six packed volumes are all the circuits, component and layout diagrams you must have for speedy, efficient repair work, tuning and general maintenance—over 2,300 models pre-1954 right up to 1960. All the famous makes below are included—everything you want for years to come. If you've never seen previous editions be sure to see this one!

TELEVISION, RADIO, RECORD REPRODUCERS, TAPE RECORDERS

All these popular makes—

Ace, Alba, Ambassador, Argosy, Armstrong, Baird, Banner, Beethoven, Berec, Brayhead, Bush, Capitol, Champion, Channel, Collaro, Cossor, Cydon, Dansette, Decca, Defiant, Dynatron, E.A.R., Eddystone, Ekco, Elizabethan, E.M.I., Emerson, English Electric, Ever Ready, Ferguson, Ferranti, G.E.C., Grundig, H.M.V., Invicta, K-B., McCarthy, McMichael, Marconiphone, Masteradio, Motorola, Murphy, Pageant, Pam, Perdio, Peto Scott, Philco, Philips, Pilot, Portadyne, Pye, Pye Telecommunications, Radiomobile, Rainbow, Raymond, Regentone, R.G.D., Robert's Radio, Sobell, Spencer-West, Stella, Strad, Ultra, Valradio, Vidor, Walter, Webcor.



Important Reference Data on Valve and Picture Tube Bases and Equivalents. B.B.C. and European Broadcasting Stations. TV and VHF/FM Channels and Stations. Battery equivalents. Colour codes, etc.

POST NOW No Cost-No Obligation

GEORGE NEWNES, LTD., 15-17 Long Acre, London, W.C.99.

Send me Newnes RADIO AND TELEVISION SERVICING without obligation to purchase. I will return it in 8 days or send 1/- deposit 8 days after delivery, then twenty monthly subscriptions of 1/- paying £11 11s. 0d. in all. Cash price in 8 days is £11

Name _____

Address _____

Occupation _____

Your Signature _____
(Or Your Parent Signs if you are under 21)


RV105

Tick (✓) where applicable

HouseOWNER	<input type="checkbox"/>
Householder	<input type="checkbox"/>
Living with Parents	<input type="checkbox"/>
Lodging Address	<input type="checkbox"/>

HIGH QUALITY SPEAKERS with foam surrounds by **WHARFEDALE**

HERE ARE THREE FROM THE LARGE
RANGE OF MODELS IN PRODUCTION




8/145

Specially designed for use in acoustic columns. Low fundamental resonance, smooth response due to foam suspension and fitted with aluminium voice coil and centre dome for extended high frequency response. Powerful magnet system giving high sensitivity. Bass Resonance 45/55 c/s. Flux Density 14,500 gauss. Total Flux 60,000 maxwells. Price (inc. P.T.) 139/11.

SUPER 12/FS/AL

Bass Resonance
30/38 c/s.
Flux Density
17,000 gauss.
Total Flux
190,000 maxwells.
Price 350/-.




10 in. BRONZE/FSB

Bass Resonance 30/38 c/s.
Flux Density 10,500 gauss.
Total Flux 41,500 maxwells.
Price (inc. P.T.) 105/11.

FOAM SUSPENSION

is used on all the above units. Its resilience reduces the incidence of distortion at low frequencies, and the softness improves dissipation of middle and high frequency vibrations at the edge of the cone, resulting in all-round improvement in the smoothness of response.



Illustrated, descriptive leaflet and cabinet construction sheet
free on request

Wharfedale

WIRELESS WORKS LTD
IDLE BRADFORD YORKS

Telegrams: 'Wharfedel,' Idle, Bradford
Telephone: Idle 1235/6

Precision for 240 VOLTS

SOLDERING IRONS

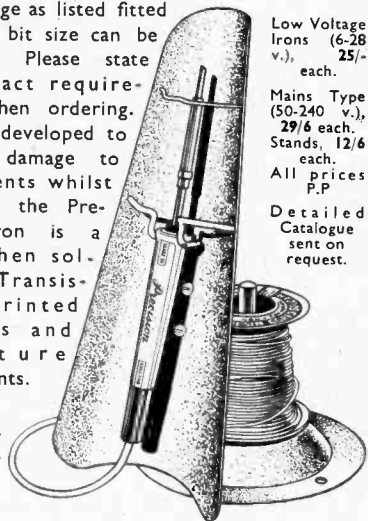
BIT SIZES AVAILABLE .04", 3/32", 5/32", 3/16" & 3/16" H.D.

Any voltage as listed fitted with any bit size can be supplied. Please state your exact requirements when ordering. Specially developed to prevent damage to components whilst soldering, the Precision iron is a must when soldering Transistors, Printed Circuits and Miniature Components.

Weight 1oz.
Length 6 1/2 in.

Send to:

A.N.T.E.X., 7 Idol Lane, London E.C.3



Low Voltage
Irons (6-28
v.), 25/-
each.

Mains Type
(50-240
v.), 29/6 each.
Stands, 12/6
each.
All prices
P.P.

Detailed
Catalogue
sent on
request.

Mansion House 2716

SOUTHERN RADIO'S WIRELESS BARGAINS

ATTACHMENTS for "18" Transreceivers. ALL BRAND NEW. HEADPHONES, 15/6; HAND MICROPHONE, 12/6; AERIALS, 5/-; SET OF 6 VALVES, 30/-.

CONDENSERS. 100 Assorted. Mica Tubular, etc. NEW, 15/- in case. CONTACTOR TIME SWITCHES. 2 impulses per sec., 11/6

REMOTE CONTACTOR. For use with above 7/6

LUFBRA HOLE CUTTERS. Adjustable 1/2" to 3/2". For Metal, Plastic, etc. 7/-

MAGNETS. Strong Bar Type. 2" x 1/2". 1/6 each. MORSE PRACTICE SET. TAPPER with BUZZER on Base. Complete with Battery, BRAND NEW 12/6

MORSE TAPPERS. Midget Type, 2/9. Standard, 3/6. Heavy Type on Base, 5/6. ALL BRAND NEW.

PACKARD-BELL AMPLIFIERS. Complete BRAND NEW with Valves; Relay, etc., etc., 17/6 each.

QUARTZ CRYSTALS. Types F.T.241 and F.T.243, 2-pin, 1/2 Spacing. Frequencies between 5.675 Kc/s. and 8,650 Kc/s. (F.T.243) 20 Mc/s. and 38.8 Mc/s. (F.T.241), 5th Harmonic, 4/- each. ALL BRAND NEW. TWELVE ASSORTED CRYSTALS, 45/-.

Holders for both types, 1/- each. Customers ordering 12 crystals can be supplied with lists of frequencies available for their choice.

RECORDING BLANKS. New "Emidisc", ready for use. 13", 6/- each. Quantity of 15 in metal case 4/6.

RESISTANCES. 100 Assorted useful values. New wire end, 12/6. SPECIAL OFFER. 12 ASSORTED METERS. Slightly damaged. Mainly broken cases (perfect movements). Including 3 Brand New Aircraft Instruments, 12 for 45/-.

STAR IDENTIFIERS. Type 1 A-N Covers both Hemispheres, 5/6. T1154 TRANSMITTERS. Complete, NEW condition. In Transit case, 22.5.0

TRANSPARENT MAP CASES, Plastic. 14" x 10 1/2". Ideal for Maps, Display, etc. 22.5.0

TRANSRECEIVERS. Type "38" complete with 5 valves, etc. New condition, untested by us, but serviceable, no guarantee, 22/6 each.

ATTACHMENTS for Type "38" Transreceivers. ALL BRAND NEW. PHONES, 15/6; THROAT MICROPHONES, 4/6; JUNCTION BOXES, 2/6; AERIALS, No. 1, 2/6; No. 2, 5/6; WEBBING, 4/-; HAVERSACKS, 5/-; VALVES, A.R.P.12, 4/6; A.T.P.4 3/6. Set of FIVE VALVES, 19/- the set.

POST OR CARRIAGE EXTRA. FULL LIST OF RADIO BOOKS, ETC., 3d.

SOUTHERN RADIO SUPPLY LTD.

11 LITTLE NEWPORT ST., LONDON W.C.2. GER. 6653

A Quality Quartet

A FOUR-VALVE T.R.F.

By A. Sydenham

THIS receiver was built in order to obtain fidelity of output both from its radio section and from the subsequent A.F. amplifier. The A.F. amplifier was required for record reproduction.

Readers already possessing amplifiers but who require an efficient, inexpensive tuner will find the radio section an excellent choice whilst those who

to be avoided and therefore a two-bank type is used. The A.F. developed across R3 is filtered and fed to the A.F. amplifier which comprises V3 and V4.

The output from the A.F. section is more than that required for a normal size room. The output transformer is a critical part of any amplifier and the one used in the prototype is a bulky but

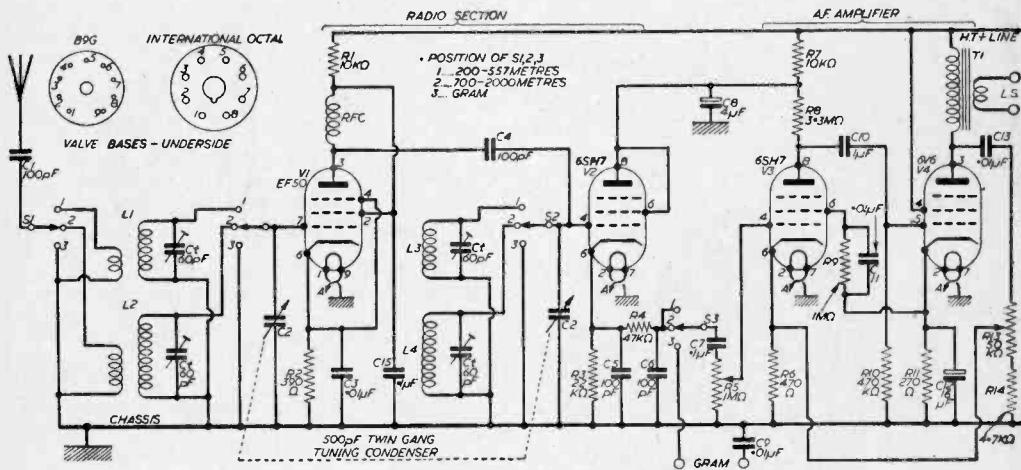


Fig. 1.—The circuit diagram.

require an amplifier will find the A.F. section of interest. Either section can be built independently of the other if desired. The complete circuit is shown in Figs. 1 and 3.

Radio Section

To provide the detector with the gain necessary for its linear operation, a high-slope pentode is used as a R.F. amplifier. This feeds V2 via a tuned-grid coupling which further contributes to the gain. The detector imposes negligible damping on the second tuned circuit (unlike a diode) and tuning can therefore be made extremely sharp. Note that the coupling windings of L3 and L4 are not used. All trimmers are soldered directly across the coils.

Single-bank wavechange switches are not practical in this type of receiver if instability problems are

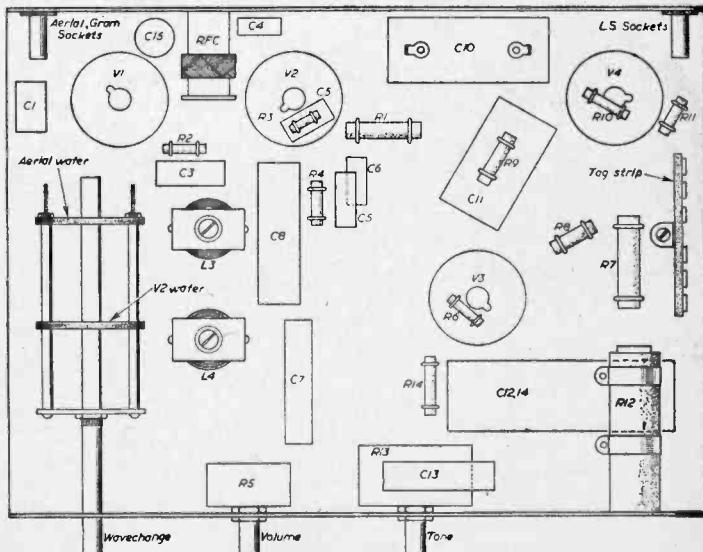


Fig. 2.—Underchassis layout.

extremely high grade component—a small type used here will prove disappointing.

The feedback tone control circuits permits a wide range of tone and is remarkably smooth in operation, the bass response being boosted when the slider of R13 is at the top end of its travel. A greater degree of boost can be obtained by increasing the value of C13.

LIST OF COMPONENTS

Capacitors:

C2—500pF twin gang.
(Other values of resistors and condensers are given in Fig. 1.)

Coils:

- L1—M.W. aerial coil with coupling coil.
- L2—L.W. aerial coil with coupling coil.
- L3—M.W. H.F. coil.
- L4—L.W. H.F. coil.
- T1—Output transformer; ratio 45:1.
- T2—Heater transformer.

- Valves: V1—EF50.
- V2, 3 — 6SH7.
- V4—6V6.

Chassis — Minimum size 8½in. x 6½in. x 2½in.

Rectifiers—RM2—(2).

Miscellaneous—Aerial, Gram, L.S. Sockets, wire, solder, tags, etc.

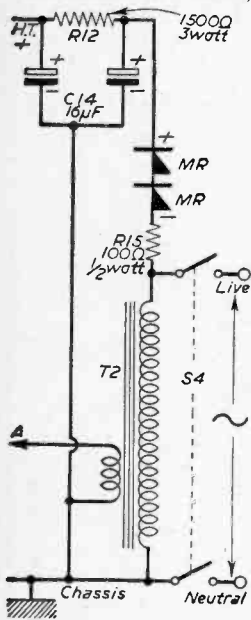


Fig. 3. — Power supply circuit (if added safety is desired, an isolating transformer can be used instead of the heater transformer indicated).

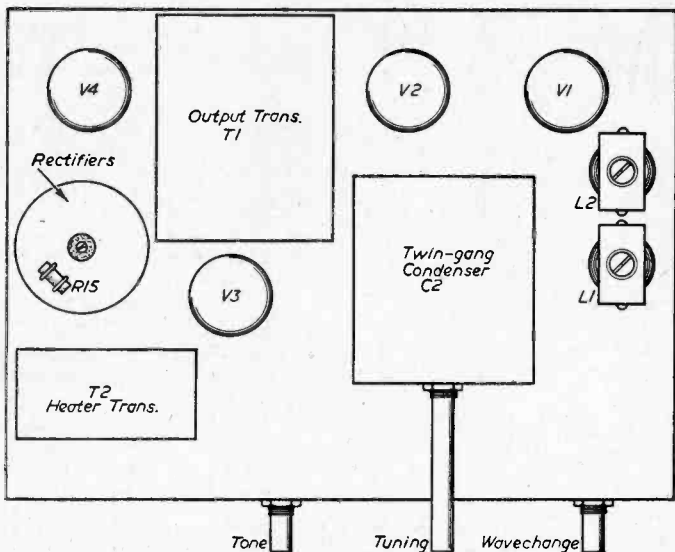


Fig. 4.—Above chassis layout.

Important Note

It is essential to include both C1 and C9 if no isolating transformer is used between the mains and the receiver. Care should be taken, too, when handling the chassis which should on no account be earthed direct. Aerial, Gram and L.S. sockets should also be insulated from the chassis and there should be no exposed metalwork, grub screws, etc.

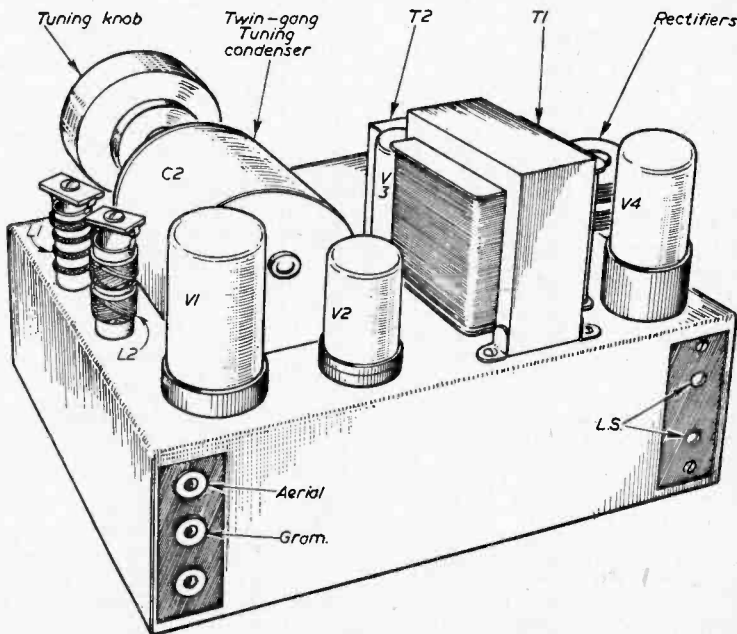



Fig. 5.—A perspective view.

The "No. 19" Set

FURTHER IMPROVEMENTS
By D. W. Dillon

(Continued from page 1028 of the April issue.)



IN the two previous articles, information has been given on modifications to the receiver section of the No. 19 Set and the intermediate testing was discussed. A circuit for a Q-multiplier to improve selectivity was also given. The valve used in this circuit was half of a 12AX7 double triode and in the circuit diagram (Fig. 6, page 1028 of the April issue) the unmarked coil is a high inductance R.F. choke. The remaining two coils are QA5/6/300 types, L1 being 7.5 to 3mH and L2 120-150μH.

In Fig. 4 on page 1027 of the previous issue, a draughtsman's error occurred and a revised diagram is given in Fig. 7 below. The bridge rectifier MR2/MR3/MR4 may consist of 4 half-wave types or a combination of half-wave and full-wave types provided they are of suitable rating.

key jack. The connection from one of the tags on this jack to chassis is broken, being connected to the 24V+ line on the power socket. Insertion of the key jack will not put the set on "transmit" as before. This should be tested to make sure that both relays function simultaneously. Transmit/receive switching is also carried out by the double-pole switch on the front panel.

To obtain phone/CW switching, some of the redundant sections of STA are used. The one from which the brown lead has been removed may be used as it stands, the slider being already earthed to chassis by the yellow lead. Another section on the rear gang shunts the meter when switched to

Transmitter Modifications

The first necessity is to remove the original grid modulation components, and to short circuit the resistor, limiting the output power on 'phone. The 100k resistor between the grid pin of the 807 (R7G) and C22B is removed (care should be taken to select the correct resistor, since the grid leak R7D is also 100k). The brown lead going to the nearest section of the rear gang of the function switch is cut off and earthed. Full power will now be run on 'phone. It is recommended that the correct circuit diagram of the set be obtained for the remainder of the conversion, and some previous constructional experience is advantageous.

For the remainder of the conversion, as may be seen from Figs. 8 and 9, a number of sections of phone/CW switching, and transmit/receive switching are required. All the transmit/receive switching required can be carried out by the B set relay, which is connected in parallel with the other one. One end of the field coil is earthed to chassis, the other end being connected to the same tag as the blue-speckled white lead on the

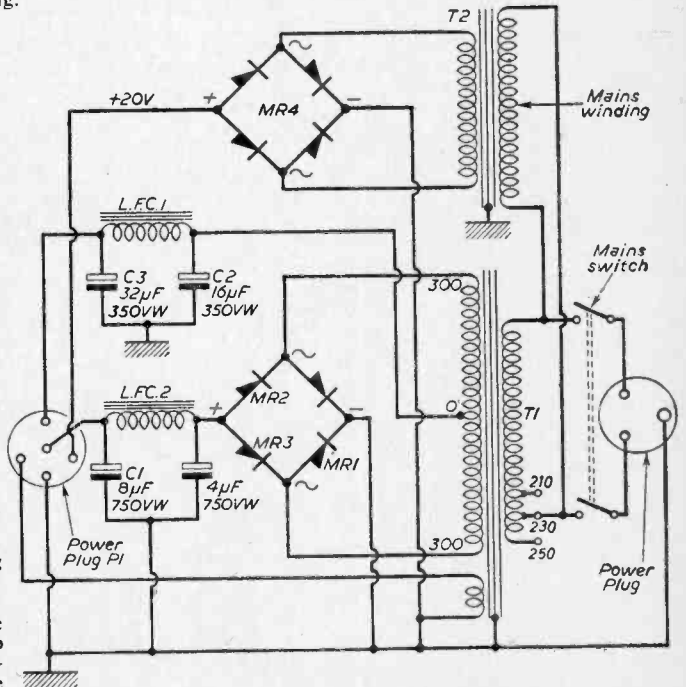


Fig. 7.—The revised circuit of the power pack.

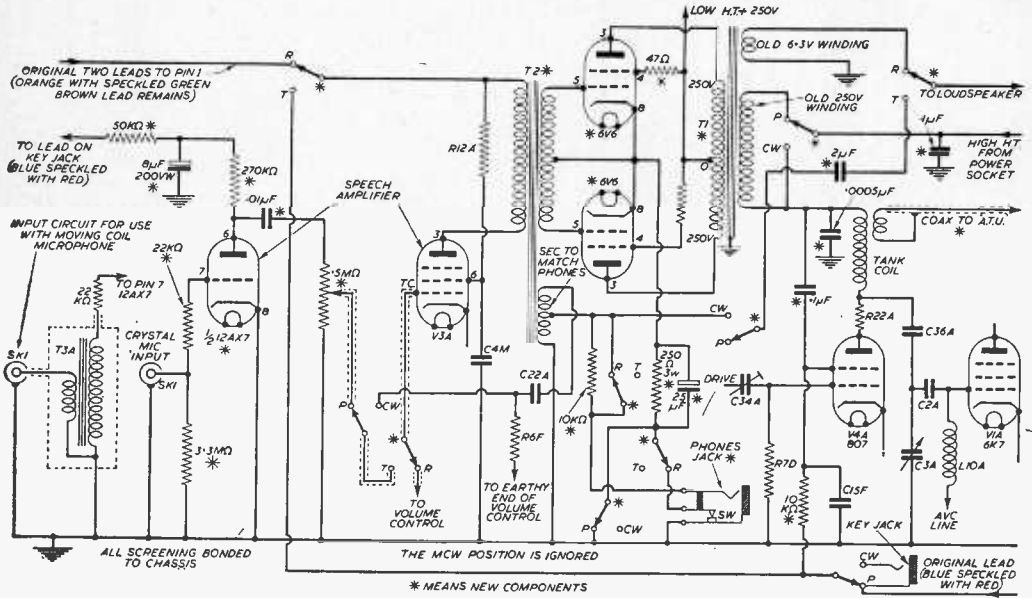


Fig. 8.—Circuit diagram of the transmitter modifications.

able on CW. This can also be used, the resistor being removed. All cut leads should, of course, be insulated. Another switching section is made avail-

able by the removal of the "Het Tone" leads. These are of thick, yellow insulated, tinned copper braiding.

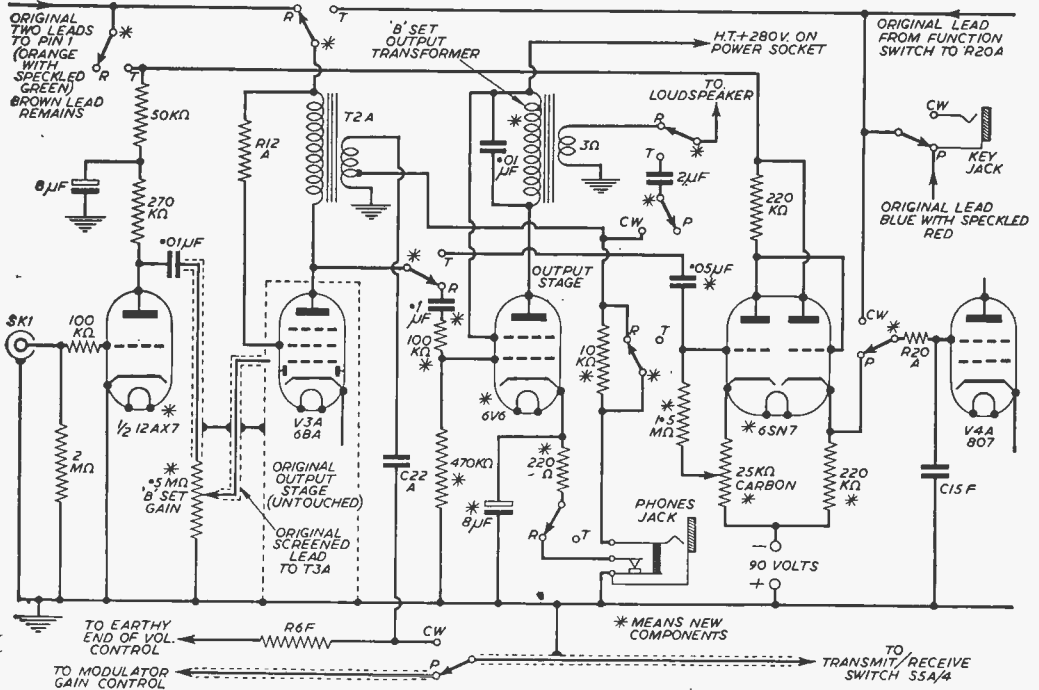


Fig. 9.—Modifications to allow series-gate modulation and keying side-tone.

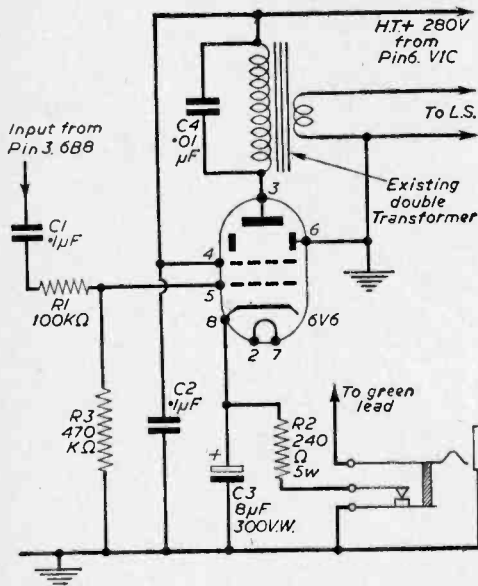


Fig. 10.—Circuit of the output stage.

Construction of Modulator

Two alternative methods are here available: either to use series-gate modulation with simple construction, lack of iron-cored components, and comparatively low efficiency, or to use anode and screen modulation which is slightly more difficult to construct and necessitates rewinding a transformer, but has high efficiency and slightly better output quality.

No attempt will be made to give a wiring diagram or description of the construction of the series-gate modulator. The layout is by no means critical, and all connections are given in the circuit diagram. The speech amplifier is the remaining half of the Q-multiplier 12AX7. A small 90V H.T. battery is mounted beside the 6V6 output stage, and provides modulator bias. Since current is only being drawn from this when the set is on transmit on phone, its life will be very long. The 25k carbon potentiometer is mounted in one of the original chassis feed-through holes. It is adjusted so that one-fifth to one-third of the peak carrier output is being indicated with no modulation input. When this modulation system is in use, the 6V6 output stage, as shown in Figs. 9 and 10, is required for speaker operation. In order to obtain a qualitative reading of the R.F. voltage on the aerial, a resistor (38k used in prototype) is connected from the tagboard in the A.T.U. to the tag, on the board mounted on C3A, which originally supported L2B (see Fig. 3 March issue).

The only portions of the anode and screen modulator (Fig. 8) worthy of mention are the modulation transformer T1 and the driver transformer T2. T1 is an old upright mounting 250-0-250V 60mA and 6.3V mains input transformer, connected according to Fig. 8. The 6.3V winding is used for the speaker output.

This must be one of the very few amateur band receivers which includes a 14W output stage! T2 is slightly more complicated. A small driver transformer of ratio 1:3+3 was obtained surplus, and had an extra (probably negative feedback) winding. This was removed, and the secondary winding from T2A wound in its place, care being taken to see that the winding direction is the same as that on T2A, or sidetone feedback will not be obtained on CW.

If moving coil microphone input is required, T3A is connected to the pre-amplifier; as shown in Fig. 8. Although this circuit diagram looks fairly complicated, many of the components are in place already and are only shown for clarity.

Final Testing

The best aerial for use with the set is a half wave type. This is about 134ft on 80m and 67ft on 40m. The set should be switched to CW transmit, and the P.A., and aerial tuning condenser alternately rotated to give the highest possible meter reading in the Ae position. All this time a medium frequency audio oscillation is heard in the loud-speaker when the key is depressed. It should be noted that the oscillation is not modulating the output; which is pure CW. The set should then be switched to phone; if series gate modulation is used, the power is lowered to about one-fifth by the carrier control. A suitable microphone is then plugged into the original A set aerial socket, and the modulation gain control increased until, on speaking, the carrier output increases. If series-gate modulation is used, the output should increase to the original CW value, but if anode and screen modulation is used, the static carrier on phone and CW should be identical. Only a slight upward kick with modulation should be tolerated to prevent overmodulation.

A MAINS SHORT WAVE TWO

(Continued from page 29)

When using 'phones, these should be isolated from the H.T. circuit. This can be done by wiring a 0.1 μF 500VW condenser from that side of the speaker transformer primary which is taken to the valve anode, and using this for one 'phone lead, taking the other to chassis and earth. The speaker itself may be disconnected.

Using the receiver

The 100k potentiometer should be rotated only sufficiently to bring the detector to the point of oscillation, as shown by maximum sensitivity. Turning it too far will cause oscillation, and a drop in volume. This control is therefore operated in conjunction with the tuning control, in the normal way for reaction circuits.

The aerial condenser C1 is not shown in Fig. 3, and will not be needed with short aeriels. For long aeriels, or to reduce aerial damping, it is added in series with the aerial lead, at the receiver. It can be a fixed condenser, or a 50pF pre-set component.

REMEMBER TO BUY
OUR COMPANION JOURNAL
PRACTICAL TELEVISION

A Single


A STRAIGHTFORWARD
AND HAS AMPLI

cations. A straightforward amplifier with a single output valve can give adequate volume for many purposes, and is easy to construct. The circuit of the amplifier described here is shown in Fig. 1, and has three stages. The overall gain is, of course, greater than if an equivalent number of valves were employed in a circuit having negative feedback or push-pull output.

Valves

Two 6J5 valves are used in the first stages but equivalents such as the L63, CV1932, and CV1934 are equally satisfactory. The 6J5G or 6J5GT type is also suitable. If only one screened valve such as a metal 6J5, is to hand, this is best placed in the first, or voltage amplifier, stage.

For general purposes, a 6V6, 6V6G, 6V6GT, or equivalent such as the CV509 or CV511 is used,



Rear view of the unit.

FEATURES such as push-pull output and negative feedback appear so frequently in amplifiers that it is sometimes forgotten that good results can be obtained without such compli-

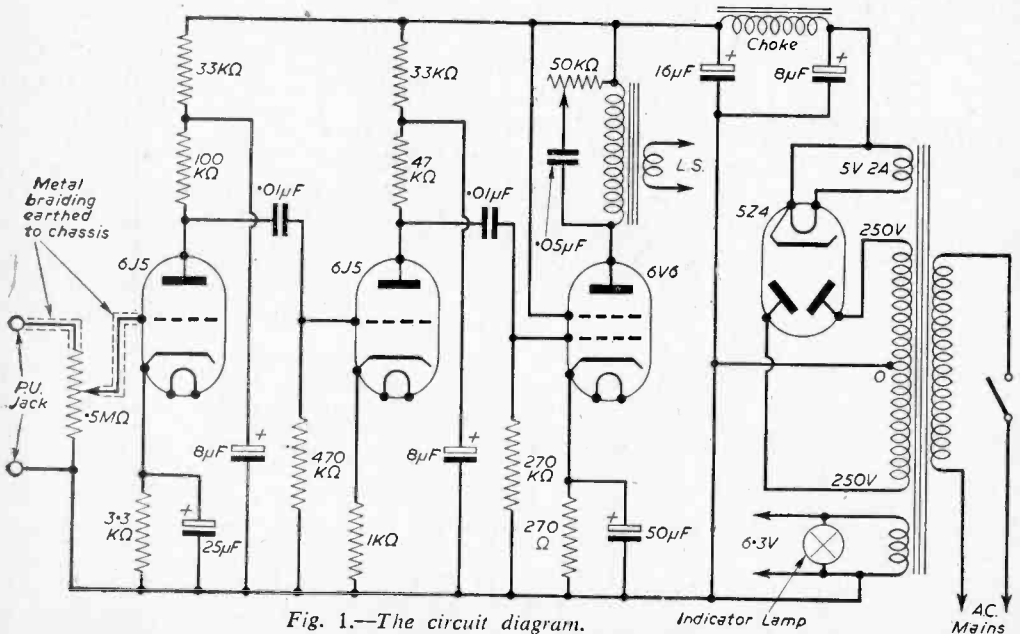


Fig. 1.—The circuit diagram.

Indicator Lamp

AC Mains


5-ended Amplifier

CIRCUIT WHICH IS EASY TO CONSTRUCT
OUTPUT FOR MANY PURPOSES

by F. G. Rayer

and component values in the output stage are for this type. With a 250V H.T. supply, a little over 4W output can then be obtained. As rectifier, a 5Z4G, GZ30, U50, CV1863, or CV2748 may be fitted.

A simple top-cut tone control is wired across the output transformer primary, and this allows some adjustment of the "tone" of the reproduction. The main on/off switch is incorporated in this control. The other potentiometer is for volume control.




Front view.

few notes about the actual parts to use may be helpful. Resistors are identified by colour coding, and the coding of the various resistors is shown in the component list. The colours are read as Body, Tip, and Dot, or in three bands from the end. Where a fourth colour appears, this will be gold to show 5 per cent, or silver for 10 per cent tolerance, but this can be disregarded for this amplifier. Slight changes in value are unimportant; for example, 50k instead of 47k. However, a large error, such as wrongly reading the number of noughts, can have a very severe result indeed.

The 0.01 μ F condensers are best of mica because slight leakage will upset the grid voltage. The large capacity electrolytic condensers will have polarity marked, and must be wired in correctly, as in the diagrams.

For a 6V6 output valve, or its equivalents a mains pentode output transformer with a ratio of 40:1 will be needed, for a 3 Ω speaker. With a 15 Ω speaker, the ratio should be 18:1. A slight departure from these figures will not matter. The secondary is the low resistance winding on the transformer.

The mains transformer needs to have a 5V, 2A winding for the rectifier heater, and 6.3V, 1 $\frac{1}{2}$ A winding for valves and bulb, which is the usual



The underchassis wiring.

Notes on Components

As the amplifier is particularly suitable for beginners, in view of its ease of construction, a

COMPONENTS LIST

Four octal valveholders.
Two 6J5, 6V6, and 5Z4, or equivalents.
250-0-250V, 60-70mA, 5V, 2A, 6.3V, 1 $\frac{1}{2}$ A mains transformer.
Smoothing choke and output transformer: see text.
Two 8 μ F, 8 + 16 μ F 350VW or similar smoothing condensers.
25 μ F 25VW and 50 μ F 50VW bias condensers.
0.5M potentiometer. 50k potentiometer with switch.
6.3V, 0.3A bulb with holder fitting.

Chassis about 12in. x 7in. x 2 $\frac{1}{2}$ in.
Speaker sockets. Jack or P.U. sockets.
Resistors (with colour coding):
270 Ω . 1W (red-purple-brown).
1k $\frac{1}{2}$ W (brown-black-red).
3.3k $\frac{1}{2}$ W (orange-orange-red).
Two 33k $\frac{1}{2}$ W (orange-orange-orange).
47k 1W (yellow-purple-orange).
100k 1W (brown-black-yellow).
270k $\frac{1}{2}$ W (red-purple-yellow).
470k $\frac{1}{2}$ W (yellow-purple-yellow).
Small condensers: two 0.01 μ F, preferably mica; 0.05 μ F paper.

6-3V, 0-3A type. For H.T., a 250-0-250V secondary, to provide 250V (with centre tap) at 70mA is required. Any upright, potted, drop-through or other mains transformer with such ratings will be suitable. The choke, used for smoothing, needs to carry 70mA also, and will usually have a resistance of about 250 to 300Ω. The inductance of the choke need not be known.

Chassis Preparation

A chassis 12in. x 7in., with 2½in. deep runners, will be convenient. Aluminium is easy to work. Large holes can be cut with one of the tools intended for this purpose, or can be made by drilling a series of small holes. All holes are best finished before mounting any parts.

The front runner is drilled for potentiometers and indicator bulb fitment, and the nuts securing these items also hold the panel in position. This is 7in. x 12in. and may be of metal or insulating material.

The layout of components on top of the chassis is shown in Fig. 2, and Fig. 3 shows wiring, etc., underneath. A number of points are marked "M.C." and these are soldered to tags bolted firmly to the chassis. Some of these bolts hold other items, such as valveholders, as well. The valveholder key-ways must be positioned as in Fig. 3.

A tagboard is bolted as in Fig. 3, being raised clear of the chassis by extra nuts. This board can be about 2in. x 3½in., unused tags being ignored.

Wiring

Insulated connecting wire, or 20s.w.g. wire with insulated sleeving, is most suitable for wiring. The heater circuit can be done first, keeping these connections right against the chassis. Leads run quite directly from point to point, as shown in Fig. 3.

The 0.05μF tone control condenser is mounted on a two way tag strip, both tags being insulated

from the chassis. Leads pass from one tag, and from the 16μF condenser, up through a hole to the speaker transformer primary. The secondary goes to the speaker sockets, as in Fig. 2.

Good quality flex is used for the mains connections. The mains plug should be withdrawn before touching the switch or primary circuit joints. If power is taken from a 3-pin plug, use the green lead to earth the chassis to the large pin of the plug, and include the switch in the red lead. The chassis or amplifier is not "alive" to the mains, however, even when power is drawn from a 2-pin plug or adaptor.

Screened Leads

Screened leads are used for the first grid circuit. The metal braiding is drawn back for ¼in. or so, and wrapped with connecting wire, the joint being soldered. These leads are then taken to the chassis, to earth the braiding. The inner, insulated conductor goes from valveholder to volume control, and volume control to jack, as shown in the diagrams. When wiring up the jack, remember to use the tag connected to the tip for the inner conductor. It is quite in order to use a 2-socket Pick-Up strip, instead of the jack, provided the braiding of any external connection is taken to the socket which is connected to the amplifier chassis. If the plugs (or jack connections) are reversed—so that the braiding forms the grid connection—loud hum and instability will be caused.

One outer tag of the 50k tone control potentiometer is unused. The indicator bulb holder is returned to the chassis, by means of a lead, or the fixing bracket. The can of the 8 + 16μF condenser which forms the common negative connection, is secured to the chassis by means of a metal fixing clip.

Using the Amplifier

All connections should be well made, and no joints or parts should touch each other or the

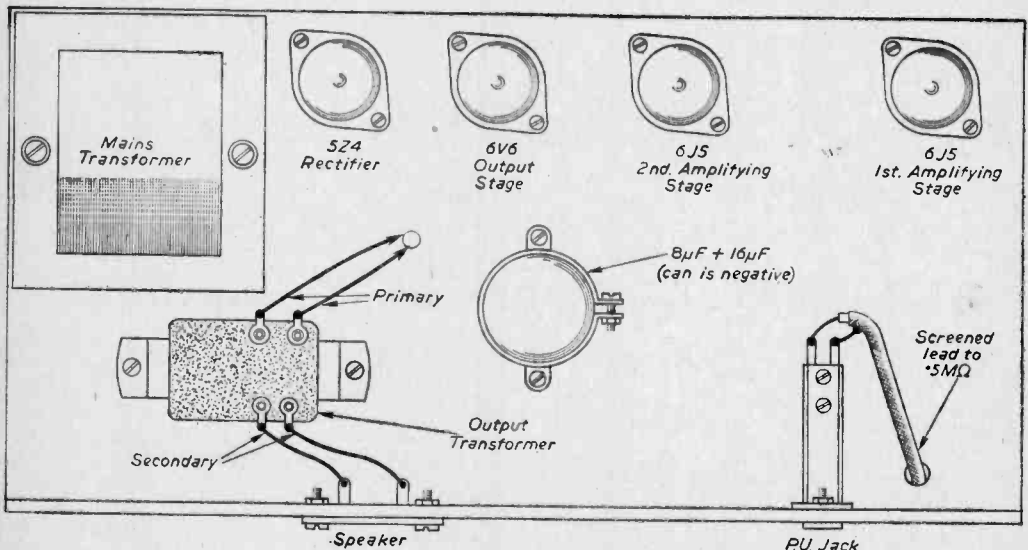


Fig. 2.—Layout of the chassis.

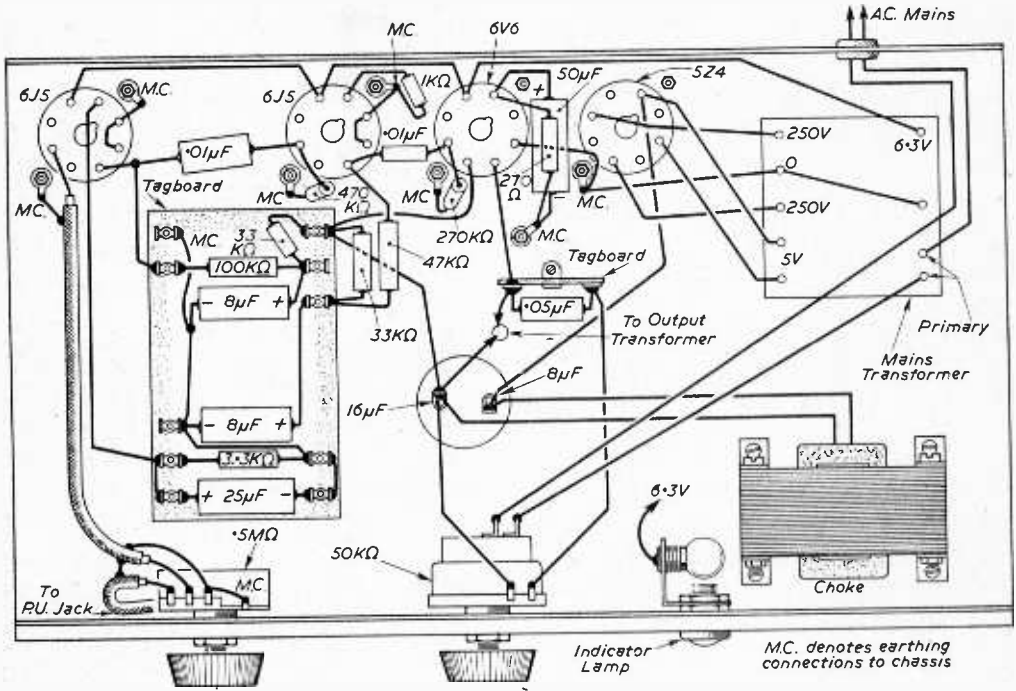


Fig. 3.—Wiring beneath the chassis.

chassis. Where mains and speaker transformer leads pass through the chassis, rubber grommets should be added so that the metal cannot cut the insulation.

The valves are inserted in the positions shown in Fig. 2. A reasonably large speaker is most satisfactory, say a 5in., 6in., or 8in. unit. It should be screwed to a baffle board, or mounted in a cabinet. Any permanent magnet speaker can be used except the small models intended for battery or transistor portables, which will be unable to handle the output available. Flexible leads from the speech coil tags terminate in plugs which are inserted in the sockets of the amplifier. If a microphone is used, sounds from the loudspeaker should not reach it direct, or howling will arise if the volume control is turned towards maximum.

Most mains transformers have tags or other means of selecting primary windings to suit the mains voltage. If the exact tapping is not available, choose the next higher one on the transformer. In common with all transformer-operated equipment, the amplifier cannot be run from direct current mains.

With a radio tuner, and most pick-ups, the volume control will need to be turned only part way towards maximum, because the amplifier provides a good deal of gain. The input is for any high impedance source. That is, crystal and other high impedance pick-ups, or the usual radio tuner coupling circuit. With a low impedance pick-up or microphone, the usual matching transformer should be used, with its secondary wired to the amplifier jack plug or input sockets.

Reliability of Electronic Equipment

A SYMPOSIUM on electronic equipment reliability (Field Experience and Methods of assessing and Predicting Reliability) is to be held on Wednesday, 18th May, 1960, by the Institution of Electrical Engineers, Savoy Place, London, W.C.2. (Tel. Covent Garden 1871). All those who wish to attend must register, and registration forms may be obtained from the Secretary, at the above address.

The importance of reliability in electronic equipment for industrial or military use is now well recognised, and is of increasing interest to electronic equipment designers and engineers, parts

designers and manufacturers, industrial and military users of electronic equipment and to inspectors and approving authorities.

The environmental conditions which equipments for Services use must now withstand and the massive complexity of electronic computers are two of the factors causing concern on the score of reliability.

The need clearly exists for some means of exchanging information on all aspects of electronic reliability and the symposium is arranged as an initial step in meeting this need.

A V C CIRCUIT FOR TAPE RECORDERS

A SIMPLE ADD-ON UNIT FOR VOLUME COMPRESSION

WHILE volume compression circuits have been widely used by communications engineers for many years, their advantages have not been accepted to any great degree by tape recording and amplifier enthusiasts. For the tape user recording dialogue—speeches for example—a volume compression unit can assist considerably in producing a recording of constant level thus lessening the task of the operator controlling the recording process.

How AVC Works

An AVC system functions by converting any input signal of greater amplitude than some predetermined level into a corresponding direct voltage. This direct voltage is used

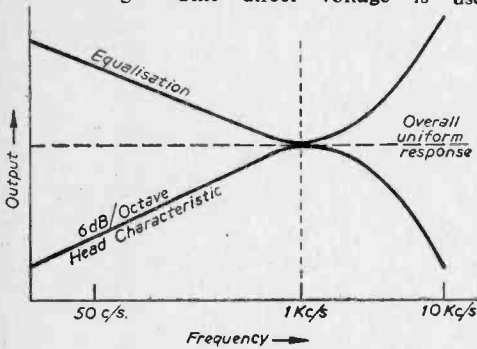


Fig. 2.—Tape playback response showing the effect of equalisation.

as a bias supply to an amplifier embodied in the AVC circuit, the amplifier being the type of which the gain varies with applied bias. Using this, a signal of relatively large amplitude will produce a bias large enough to decrease the gain of the amplifier proportionately. The bias produced by small signals, on the other hand, is not enough to reduce the amplifier gain significantly. As a result of this controlled gain variation, the ratio of maximum to minimum signal amplitudes is very much less at the output of the amplifier than at the input and the effect of volume "compression" is obtained. The block diagram of Fig. 1 illustrates the technique.

When a loud signal is suddenly fed into the AVC system it will often temporarily overload for a few milliseconds until the bias voltage has built up sufficiently to reduce the amplifier gain. The more

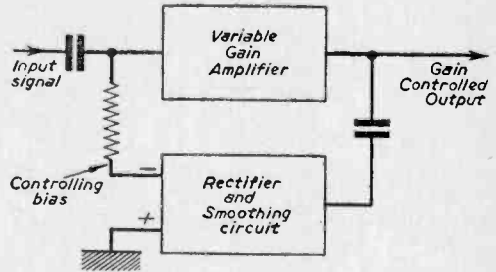


Fig. 1.—Block diagram of the AVC unit.

sophisticated AVC circuits therefore have surge limiting stages added to reduce this tendency. In addition, the transient caused by the sudden change in gain of the amplifier can cause a noticeable "thump" in the recording. Here, too, the professional users of AVC resort to a more complicated system known as "surgeless" volume control employing push-pull circuits or dummy tubes to eliminate the thump. These extra complications are not warranted here however, and it merely remains to decide where in the recording amplifier circuit an automatic volume control is most suitably located.

This can be best determined by considering typical tape recorder circuits.

Effect of AVC on Equalisation

Under practical recording conditions the signal being fed via the microphone into the amplifier will generally consist of a multitude of frequencies all occurring simultaneously. If, due to the effect of the equalising circuitry, any one of these component frequencies is amplified to a greater degree than the others then it will be this component which will be responsible for the development of an AVC biasing voltage. In turn the entire signal

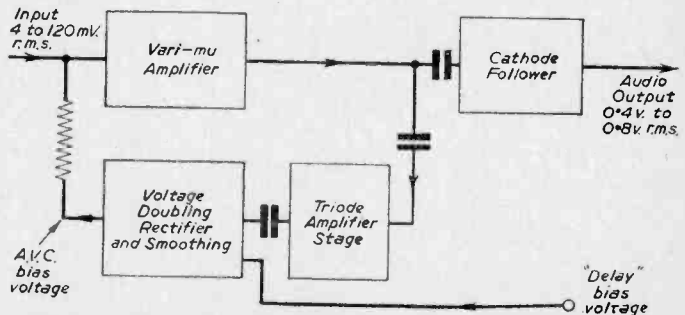


Fig. 3.—Block diagram of the proposed AVC system.

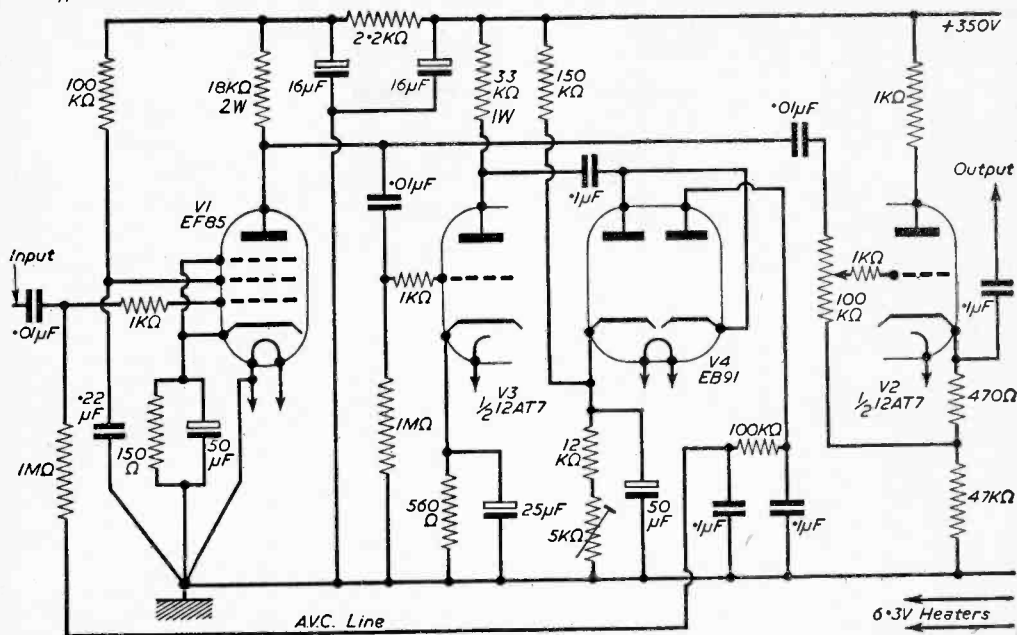


Fig. 4.—The practical circuit.

will be compressed when only the one component frequency is the offender.

The nett effect is that intentionally accentuated frequencies tend to become attenuated, and the action of AVC is to reduce the effect of equalisation accordingly. This result is in fact consistent with the action of any negative feedback circuit: the response of the circuit is made more uniform.

On recording, of course, this is not a disadvantage, provided that the appropriate pre-emphasis can be added on playback, a proviso which is met in the conventional recorder using a common record/playback amplifier.

It follows that the AVC system is best connected after the pre-amplifier stage in the recorder and after the equalisation circuitry. Additional advantages in placing the AVC system at this point rather than earlier in the amplifier chain are that no interference with circuitry carefully positioned to minimise hum problems is involved and a signal of reasonable amplitude is available to drive the AVC system.

Design Considerations

The AVC must be inoperative below some particular threshold level. This is achieved by feeding a pre-fixed biasing voltage into the rectifier which inhibits the controlling bias when signals are below this threshold. This pre-fixed bias is known as a delay bias and the system is then described as "delayed AVC". Readers will be familiar with this technique which is widely applied to superhet receivers.

Practical Circuit

The circuit is based on the EF85 vari- μ pentode and uses three stages. The arrangement is shown in Fig. 4. The vari- μ amplifier has a maximum

gain of about 100, and the audio frequency output is coupled via a cathode follower to the remainder of the tape amplifier circuit. The cathode follower enables the entire circuit to be housed remotely from the recorder if required since its low output impedance will permit connection to the main amplifier via several yards of cable without undue attenuation of signal. A multicore cable should be used here, supplying H.T. and heaters and providing an output lead, preferably screened, as well.

The audio output available from the unit will be of the order of 0.4 to 0.8V and the preset gain control in the cathode follower grid circuit will permit the audio output to be set to a suitable level for feeding the main tape amplifier.

In addition to the audio output, a connection from the EF80 anode is also coupled to a triode stage acting as an AVC amplifier. This is necessary since the signal available at the pentode anode is not of sufficient amplitude in itself to develop the controlling bias. Accordingly, a triode amplifier is

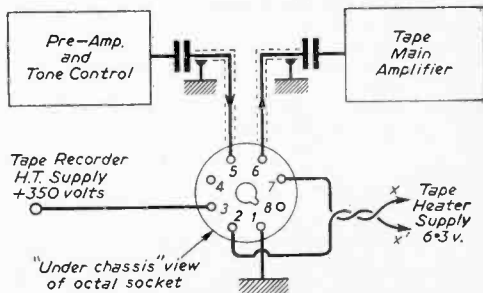


Fig. 5.—Outlet connections for socket on tape-recorder.

added, from the output of which the signal is connected to a voltage doubling rectifier circuit. The latter is used to obtain the controlling bias, which, after smoothing via two $0.1\mu\text{F}$ capacitors and a resistor of 100k , is applied to the grid resistor of V1.

The 'delay' voltage is made variable by means of VR1. This will permit alteration of the level of signal above which automatic gain control becomes effective, facilitating adjustment of the amplifier to suit prevailing conditions of use.

Wiring Details

Having decided the form of layout to be made, the heater wiring should be laid first, using a tightly twisted pair of insulated single conductor PVC wires. Of these two wires, the one connected to the pin 4 of V1 should be earthed to the valve base spigot and thence to a solder tag secured by one of the screws fixing the base to the chassis. The heaters should not be earthed elsewhere in

the unit. By adopting this procedure, hum troubles should not occur.

Wiring of components follows normal practice, and the sensible disposition of tag strips should result in a tidy and accessible layout. Keep grid leads short, and where grid or anode stopper resistors are included in circuit (as for instance in V2) make sure that the body of the resistor is mounted as close as possible to the valve pin in question.

An H.T. line of 350V is shown in the circuit. This is not mandatory, and the loss in performance resulting from a lower H.T. is not serious.

Connecting the Unit in Circuit

In Fig. 5 (page 53) is indicated the conversion necessary to the existing tape recorder to which AVC is to be applied. It is assumed that the recorder is of the type previously discussed; that is, one employing a common record and playback amplifier. Those readers possessing separate amplifiers for record and playback should incorporate the connections in the recording amplifier only.

(Continued on page 77)

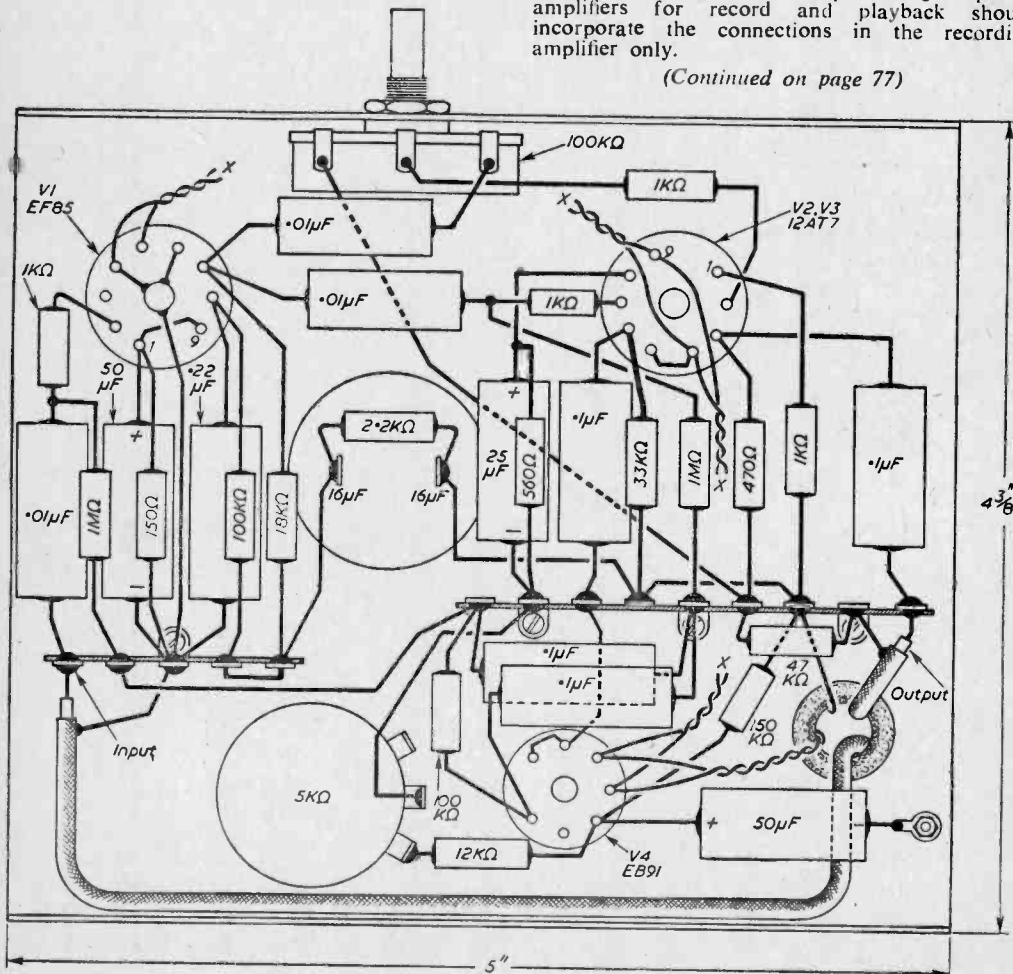



Fig. 6.—The underchassis wiring of the AVC unit.

LEARN Train at home in your spare time
RADIO & TV. SERVICING
 this new, easy, practical way!



**YOUR OWN... BUSINESS...
 CAREER... OR
 FASCINATING HOBBY**



*Electronics is rapidly becoming a great new industry with far reaching applications into every field of modern activity.
 You can learn all the essentials of this new science at home in your spare time and turn your knowledge to good purpose!
 Now is your chance to set up your own business and be your own boss!*

**RADIOSTRUCTOR EQUIPMENT COURSES
 MAKE LEARNING SO SIMPLE**

You learn by building actual equipment with the big kits of components and parts which we send you. You advance by simple steps using high quality equipment and performing a whole series of interesting and instructive experiments—there are no complicated mathematics! Instruction manuals and our teaching staff employ the latest techniques for showing clearly how radio works in a practical and interesting manner; in fact, you really have fun whilst learning! And you end by possessing a first-rate piece of home equipment with the full knowledge of how it operates, and how to maintain it afterwards. In fact, for those wanting help with their radio career training, to set up their own full or part-time servicing business, or the hobbyist, this new and instructional system is exactly what is needed, and it can be provided at very moderate cost with payments available. Post the coupon now, for full details. There is no obligation of any kind.



- NO MATHEMATICS
- EASY TERMS AVAILABLE
- ALL TEST EQUIPMENT SUPPLIED
- PERSONAL TUITION
- FINEST EQUIPMENT

POST TODAY FOR FREE brochure

To **RADIOSTRUCTOR (Dept. G82)**
 40 RUSSELL ST., READING, BERKS.
 Please send Brochure without obligation to:

Name.....

Address.....

**BLOCK
 CAPS
 PLEASE**

(827) We do not employ representatives 5-60




RADIOSTRUCTOR

BRITAIN'S LEADING RADIO TRAINING ORGANISATION

the NEW MOTEK 3 SPEED TAPE DECK

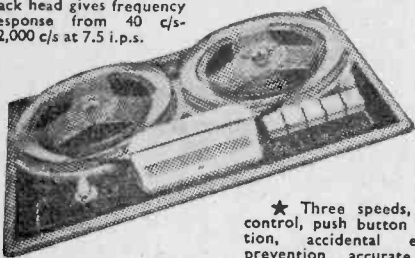
K10

★ Three speed versatility gives a playing time range of 2-8 hours (double play tape).



21 C/S

★ Improved record/play-back head gives frequency response from 40 c/s-12,000 c/s at 7.5 i.p.s.

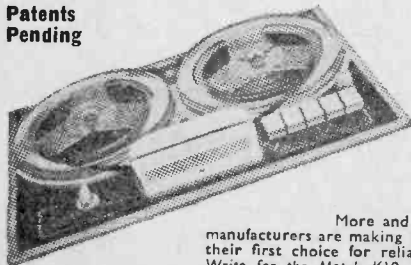


★ Three speeds, pause control, push button operation, accidental erasure prevention, accurate positioning counter.

the NEW MOTEK 3 SPEED TAPE DECK

K10


Patents
Pending



More and more manufacturers are making Motek their first choice for reliability. Write for the Motek K10 leaflet.

MODERN TECHNIQUES

Wedmore St., London, N.19 Tel: ARChway 3114.



—and now the

Viking Reflex Corner Enclosure

This was designed in conjunction with Goodman's Industries Ltd. for their 8in. Axiette. By means of the tuned port the bass response reaches down to 40 c/s. and is satisfyingly flat all the way up to 15,000 c/s. The cabinet is constructed entirely of ½in. chipboard and lined throughout, so that resonance or boom is virtually eliminated. There are additional cut-outs for a 10in. speaker and a tweeter (blanked over until required).

Dimensions: 32in. high (including 6in. legs); maximum width, 19in.; depth, 12in.

Choice of three finishes: Medium walnut, medium mahogany, light oak. **Price:** 10 guineas.

Matching equipment cabinet is the Nordyk Gram Unit (£5.19.6) on 12in. legs, with adjustable glides (29/9 extra).

Write to Dept. P.W. 560, for full details of hi-fi furniture and new stereo set-ups. If you tell us your nearest main shopping centre we can tell you your nearest stockist.

RECORD HOUSING

Brook Road, London N.22
BOWes PK. 7487.

RADIOGRAM CHASSIS


by famous manufacturer

Chassis 16½ x 6½ x 7in. high. Dial in red, gold and brown. 18 x 4in. 1000-2000M; 200-550M and 6-18Mc/s. 4 knobs in front. Ferrite rod aerial; Tone control; Ext. L.S.; P.U.; Ae and E sockets. Gram. mains socket 200-225 v. and 226-250 v. A.C. Valves ECH81, EBF80, ECC83, two EL84 in push-pull. GZ30 rect. Fine value for money at £7.10.0 (7/6 carr.).

A cheaper Radiogram Chassis for £6.10.9 (7/6 carr.). Chassis 16½ x 5½ x 6in. high. Dial in gold and brown 15½ x 4½in. 4 knobs, two at each end. Tone; ext. L.S.; P.U.; Ae; Earth. Valves Ez40, ECH42, EF41, EL41, EBC41. Also by the manufacturer of above chassis.

Cosser Battery Eliminator for 35/- (2/6 post). 90 v. at 12mA and 1.4 v. at 125mA. In two units to take the place of existing batteries.

COMPLETE V.H.F./A.M. RADIO FOR £12.12.



Brand new set, in superb walnut cabinet (size 19 x 8½ x 14½in. high). Covering 80-100 Mc/s, 16-49 M., 200-500 M. and 1,200-2,000 M. Mains trans. 200-250 v. with 3 tappings. Ferrite rod aerial for A.M. Controls: volume on/off, tone, tuning, w/change. Gram. and ext. speaker position provided. Fully guaranteed. Post and packing 10/- extra. Terms: £3.12.0 down (inc. carr.) and 5 monthly payments of £2. Indoor V.H.F. aerial 10/- extra, cash.

UNIC SHAVERS LTD.,

25 Wordsworth Road, Worthing, Sussex

Stereophonic Broadcasting

DETAILS OF THE MULLARD SYSTEM

DURING recent years experiments have been carried out by the BBC and certain commercial concerns on various systems for stereophonic broadcasting. A new system has recently been proposed and demonstrated by

under conditions in which the bandwidth, after multiplexing but before modulation of the transmitter, is restricted to a logical minimum. The system is essentially symmetrical in character in its treatment of the signals A and B, and leads, in particular, to simplicity and therefore economy in receiver design and construction. Its implementation would also require only minor modifications to normal FM broadcast transmitting equipment. The radio frequency channel bandwidth may be identical with that used for normal monophonic FM systems.

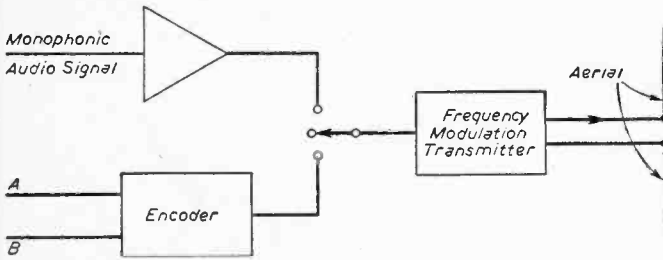


Fig. 1 (a).—The encoder unit for the new system replaces the input from the monophonic signal source.

Mullard Ltd.—as mentioned in the Editorial of the previous issue—and the following description is taken from a report on the system by the Mullard Research Laboratories.

Introduction

The assumed requirement is to provide a broadcast service for normal two-signal stereophony, i.e. stereophony in which two signals (A and B) are derived, the sum of which is an acceptable representation of the equivalent monophonic sound, whilst their difference is related to the lateral positions of the sound sources involved.

The system is a twin-channel application of the principles of pulse amplitude time multiplexing

Description of System

It is proposed to place the A and B stereophonic signals into an 'encoder', the output of which—called the complex signal—passes, in place of the normal monophonic

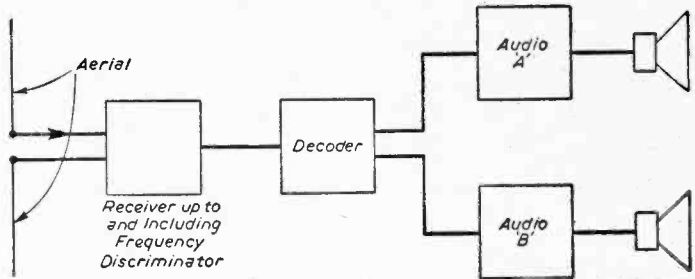


Fig. 1(b).—A decoder unit in the receiver separates the two signals.

signal to the transmitter frequency-modulation equipment. (See Fig. 1(a.)) The remainder of the transmitter is of standard form.

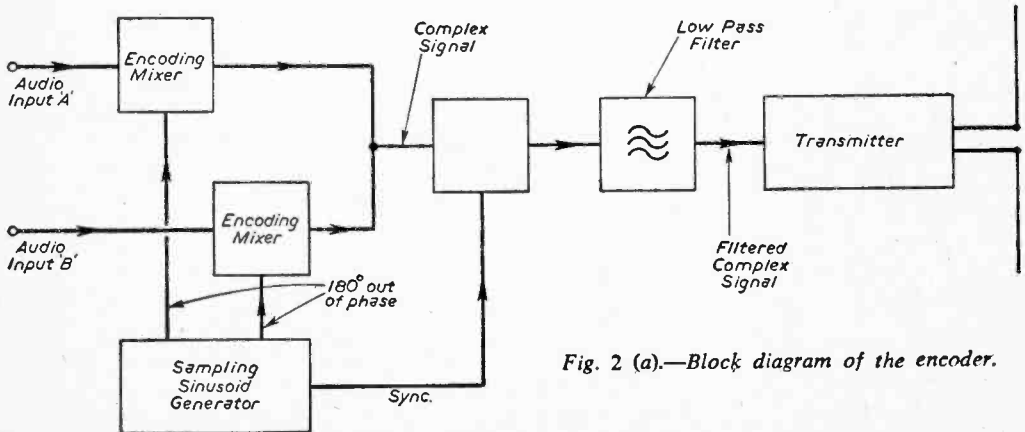


Fig. 2 (a).—Block diagram of the encoder.

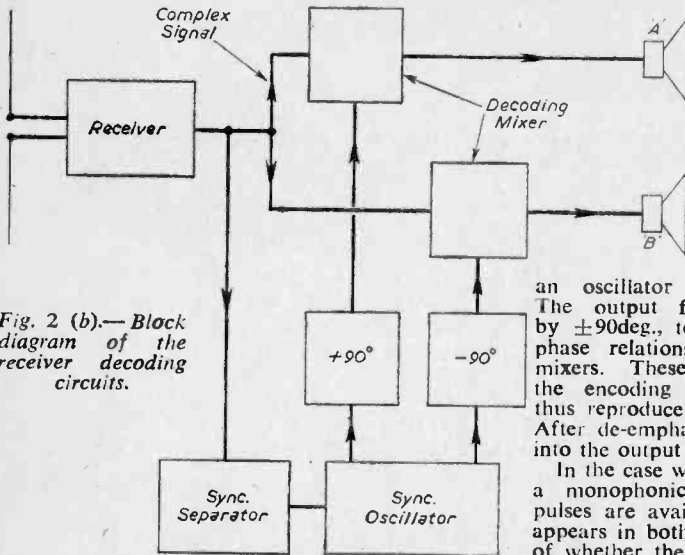


Fig. 2 (b).—Block diagram of the receiver decoding circuits.

At the receiver, standard components up to and including the frequency discriminator are used followed by a decoding apparatus and two conventional audio stages. (See Fig. 1(b).)

Transmitter (Figs. 2 and 3)

A sampling generator operating at the multiplexing frequency produces two sinusoids in anti-phase. These are fed into two mixing or multiplying devices to which are also applied respectively the two stereophonic signals A and B, suitably pre-emphasised. The sampling sinusoids are half-wave rectified by the circuits to produce two time interlaced pulse trains, one amplitude modulated by A, the other by B. The resultant output waveforms from the encoding mixers are shown in Figs. 4(a) and 4(b). Although, for clarity, pulses with an angle of flow of about 90deg. are shown, calculation and performance indicate that half-wave rectified pulses (i.e. an angle of flow of 180deg.) produce the best results from the point of view of obtaining optimum performance from the system.

Adding the outputs from the encoding mixers gives the complex signal shown in Fig. 4(c). This signal alone does not contain any information to resolve the A, B ambiguity in a subsequent receiver. In order to provide for correct synchronisation, a small amplitude component at the sampling or multiplexing frequency in phase quadrature with both sampling pulse trains is introduced, to give the asymmetry illustrated in Fig. 4(d). The rounded shape of the pulses is due to the bandwidth limitation effect produced by passing the complex signal through a low pass filter (Fig. 2(a)) just before entry into the frequency modulator of the transmitter.

Thereafter a normal transmitter is used.

The Receiver

A normal receiver is used up to the output circuit of the frequency discriminator, which is maintained at adequate bandwidth to recover the complex signal shown in Fig. 4(b). The negative synchronising pulses are separated in a synchronising separation circuit (see Fig. 2(b)), and are used to phase-lock

an oscillator at the multiplexing frequency. The output from this oscillator is rephased by ± 90 deg., to obtain the correct in-phase/anti-phase relationship for operating the decoding mixers. These are thereby synchronised with the encoding mixers in the transmitter, and thus reproduce the signals A and B respectively. After de-emphasis these signals are then directed into the output amplifiers A and B.

In the case where the stereo receiver is receiving a monophonic transmission, no synchronising pulses are available, and the monophonic signal appears in both audio output circuits, irrespective of whether the synchronising oscillator runs free or stops under these conditions. If the latter course is adopted an advantage in output signal/noise ratio is obtained.

Frequency Spectrum

In view of the bandwidth limitations owing to radio frequency channel allocations and to presently adopted techniques in typical

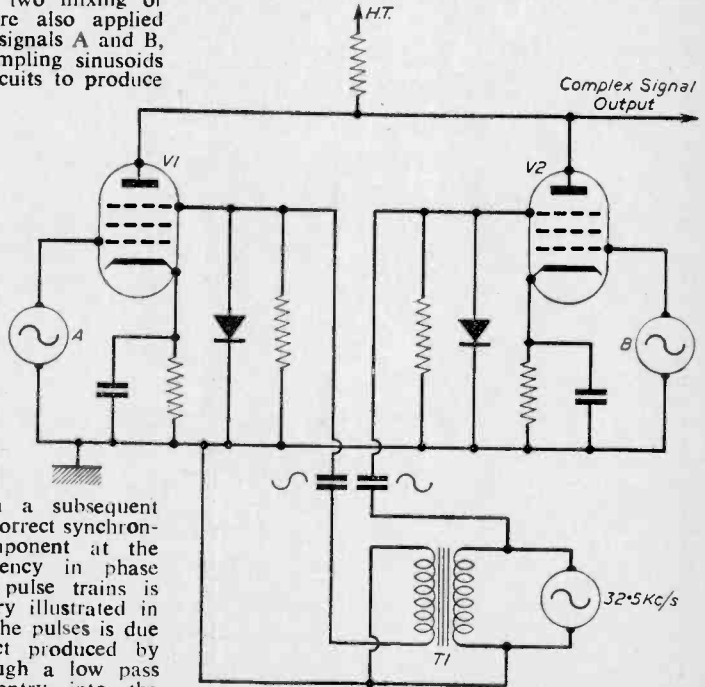



Fig. 3.—Basic encoding circuit.

U.K.A.E.A.
ATOMIC WEAPONS
RESEARCH
ESTABLISHMENT
ALDERMASTON



have vacancies for
ELECTRONIC MECHANICS —

engaged on the prototype construction of a very wide range of electronic equipment.

INSTRUMENT MECHANICS —

engaged on fault-finding, repair and maintenance of electronic and electro/mechanical instruments.

Skilled craftsmen who have had considerable industrial experience of electronics, or who have received equivalent training and experience in H.M. Forces are invited to apply.

HOUSING

Married applicants living beyond daily travelling distance will become eligible for a house within a reasonable period, and lodging allowance will be paid while waiting. Loans to assist house purchase may also be available.

VOCATIONAL TRAINING

Financial and other assistance may be given to craftsmen taking approved technical courses leading to City and Guilds or National Certificates.

Opportunities of promotion occur throughout the Authority for qualified men. An Illustrated Brochure is available giving details of the above together with:

- ★ Rates of pay
- ★ Sick pay
- ★ Superannuation Scheme
- ★ Recreational Facilities

If you would like a copy send a postcard quoting Ref: PA472 to:

The Industrial Recruitment Officer,
Building F6.1, A.W.R.E.
Aldermaston, Berks.

NEW! TAYLORMETER Model 127A

20,000 o.p.v. POCKET SIZE!

Performance equal to a high priced instrument

OUTSTANDING FEATURES:

- ★ Sensitivity 20,000 o.p.v. D.C. 1,000 o.p.v. A.C.
- ★ 20 Ranges.
- ★ D.C. Current 50 μ A, to 1 Amp.
- ★ D.C. Volts 0.3 v. to 1,000 v. (25 kV by probe).
- ★ A.C. Volts 10 v. to 1,000 v.
- ★ 3 Resistance Ranges from 0-20 megohms (self-contained).
- ★ Meter 40 μ A 3 $\frac{1}{2}$ " arc.
- ★ Accuracy D.C. 3%, A.C. 4%.
- ★ Dimensions 5 $\frac{1}{2}$ " x 3 $\frac{1}{2}$ " x 1 $\frac{1}{2}$ ".

Price: £10.0.0


Credit Sale Terms available.

9 monthly instalments of

£1.4.4.

Write for full details.

Complete with Instruction Manual and interchangeable test prods and clips. High quality leather case, if required, £2.18.0.
H.V. Probe for 25 kV ... £4.0.9



TAYLOR ELECTRICAL INSTRUMENTS LIMITED

MONTROSE AVENUE,
SLOUGH, BUCKS.

Telephone: Slough 21381

Cables: Taylins, Slough

See us at the I.E.A. Exhibition,
Olympia, May 23-28, Stand
P.655

ADCOLA

(Regd. Trade Mark)

SOLDERING EQUIPMENT

ILLUSTRATED

Detachable bit type (List No. 64)

Protective Shield (List No. 68)



British and Foreign Pats.

Reg. Designs, etc.

Head Office, Sales:

ADCOLA PRODUCTS LTD.

Gauden Road,
Clapham High St., London, S.W.4

Telephones:
MACaulay 4272 & 3101

GENUINE GUARANTEED BRITISH TRANSISTORS

FAMOUS MAKES . . . LOWEST PRICES EVER

FLASH! Perfect Mullard OC70 9/-

TS1 (BRIMAR).—L.F./L.F./General purpose 800 k/c., 4/8.
RED SPOT.—L.F./L.F. General Purpose 900 k/c.s. 5/-.
WHITE SPOT.—R.F. Osc./L.F. 3-4 Mc/s. 6/6.
Green/Yellow.—Audio/Output 125 mW., 7/6.
TS3.—Special Offer, a few only, 12/8.
EDISWAN.—XA104, 18/-; XB102, 10/-; XB104, 10/-; XA103, 15/-; EDISWAN, Set of Seven Transistors, XA102, two XA101, XB102, XB103, two XC101. ONLY 60/8 per set.
MULLARD.—OC16, 54/-; OC44, 28/-; OC45, 23/-; OC65, 22/6; OC68, 25/-; OC70, 14/-; OC71, 14/-; OC72, 17/-; 2/OC72 (Matched Pair), 34/-; OC170 (70 Mc/s), 50/-; OCP71, 50/-.
ANY TYPE OF TRANSISTOR CAN BE SUPPLIED.

TRANSISTOR HOLDERS. 1/3. AIRDENTE sub-miniature, 1/8.
CRYSTAL DIODES. 1/-; GEX34, 4/-; Mullard OA81, 4/-; OA70, 4/-.
FERRITE ROD.—3 x 1 in., 2/8; 6 x 1 in., 2/9; 3 x 5/16 in., 1/6.
COILS.—Repanco DRR2, 4/-; DRX1, 2/6; Telatron HAX, 3/-.

All complete with circuits.
TUNING CONDENSERS.—Solid, dielectric, 500 pF (0.0005 mfd.), 4/-; 300 pF, 3/9; 100 pF, 3/-; MINIATURE 500 pF, 5/-.
TRANSISTOR CIRCUITS.—MINI 3, 1/3; Mini 7, 1/8; Major 7, 1/6; MAXI "Q" 6, 8d.; Telatron Transidyne, 11d. (Full Kit, £11.17/6); Three Dee, 11d. (Full Kit, 67/6). The NEW 300-500 mW Amplifier and Feeder Units (6 circuits and plans), 1/6.
BEGINNERS 1 VALVE.—Circuit and plans, 11d. Kit, 37/6.

RESISTORS.—All values 10% 1 w. Gd.; 1 watt, 9d. 1 $\frac{1}{2}$ w., 2/-; 0.005/200 v., 10d.; Standard size 0.01/1,000 v., 8d.; 0.1/250 v., 9d.; 0.1/500 v., 10d.; 0.5/350 v., 1/10.
ELECTROLYTICS.—(Can. Type) 32-32 450 v., 6/6; 100-200/275 v., 8/8; 60-250/275 v., 8/9; 60-120/350 v., 9/6; 90-400/275 v., 7/-; 24-24/350 v., 4/6; 100-100/200/275 v., 13/-; 60-50-50/350 v., 9/10; Wire ended, 11d. mfd./450 v., 2/4; 16-16/450 v., 4/-; 8-8/450 v., 2/9; 8-16/450 v., 2/9; 50 mfd./50 v., 1/6; 25 mfd./25 v., 1/9; 100 mfd./6 v., 2/3.
MINIATURE. 25 mfd., 2/6; 50 mfd., 2/3; 8 mfd., 2/3; 2 mfd., 2/6.
SUB-MINIATURE. 32 mfd., 25 mfd., 16 mfd., 8 mfd., 4 mfd., 2 mfd. All 3/6; 100 mfd., 2/6; 0.1 mfd., TCC, 4/-.

CONNECTING WIRE. Six assorted colours. 1 yard of each colour 1/9; 2 yards of each colour 2/9. 10 yards each colour 10/6.
TERMS: Cash with Order (or C.O.D. on orders over £2).
ALL OUR PRICES ARE POST PAID.

OAKFIELD RADIO
THE TRANSISTOR PEOPLE

Mail Order Only
44 Oakfield Road, Stockport, Cheshire

monophonic receivers it has been necessary to confirm that the proposed system can be operated within these restrictions.

The filtered complex wave fed to the frequency modulator of the transmitter has a frequency spectrum consisting of $(A + B)$ at audio frequency $(A - B)$, DSB AM on a suppressed subcarrier at the sampling frequency $(A + B)$, DSB AM on a subcarrier at the second harmonic of the sampling frequency (see Fig. 5), Audio bandwidth is usually 15kc/s and the sampling frequency 32.5kc/s. The bandwidth of the spectrum shown therefore is 80kc/s.

Such a modulating spectrum is acceptable in FM transmitters without exceeding the radio frequency signal bandwidths normally employed, for example, in Band II. By retaining a complex signal bandwidth of 80kc/s, ease of receiver synchronisation is achieved without either radiating a special high power synchronisation signal from the transmitter, or complicating the receiver by the inclusion of high quality synchronising filters.

Performance: Symmetry

The system basically provides two equal linear, symmetrical and independent signal paths and therefore is capable of transmitting two-signal stereo-phony, or bilingual or other two-signal broadcasts, with a performance of which the symmetry is limited only by any imperfections in the instrumentation employed.

Bandwidth of the Complex Signal

Most present FM receiver designs would provide adequate bandwidths for all the necessary components of the transmitted signal to be collected and recovered for decoding without distortion.

Fidelity

Audio frequencies in the normal range of 30c/s to 15kc/s will be transmitted by the system with a fidelity limited only by instrumental imperfections. The system also has good dynamic range possibilities.

Compatibility

The listener with a monophonic receiver will continue to hear an acceptable monophonic signal when receiving a stereophonic transmission. The level of sound at the receiver may change by a few decibels, when the transmitter is switched from mono to stereo

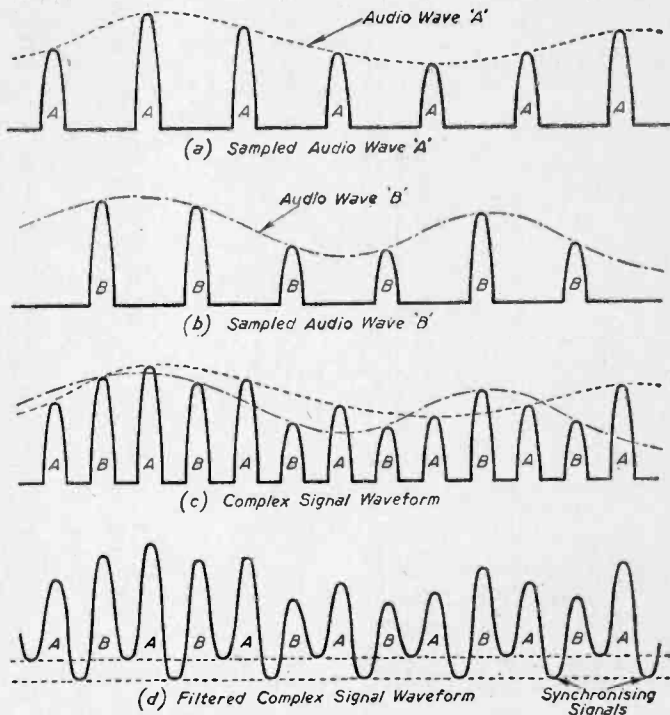


Fig. 4.—Various waveforms at the transmitter (a) and (b). Output waveforms from the encoding mixers. (c) The complex signal obtained by adding the outputs from the encoding mixers. (d) A symmetrical waveform obtained by adding a small amplitude component at the sampling or multiplexing frequency in phase quadrature with both sampling pulse trains.

operation, but this effect may be obviated, if desired, by suitably restricting the transmitter deviation on mono transmission.

Reverse Compatibility

The listener with a stereophonic receiver will hear a monophonic signal from both audio outputs when receiving a monophonic transmission. The level of sound at the receiver may change by a

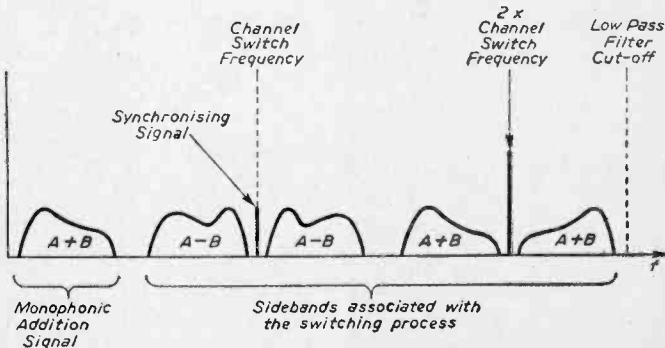


Fig. 5.—Spectral content in the complex signal.

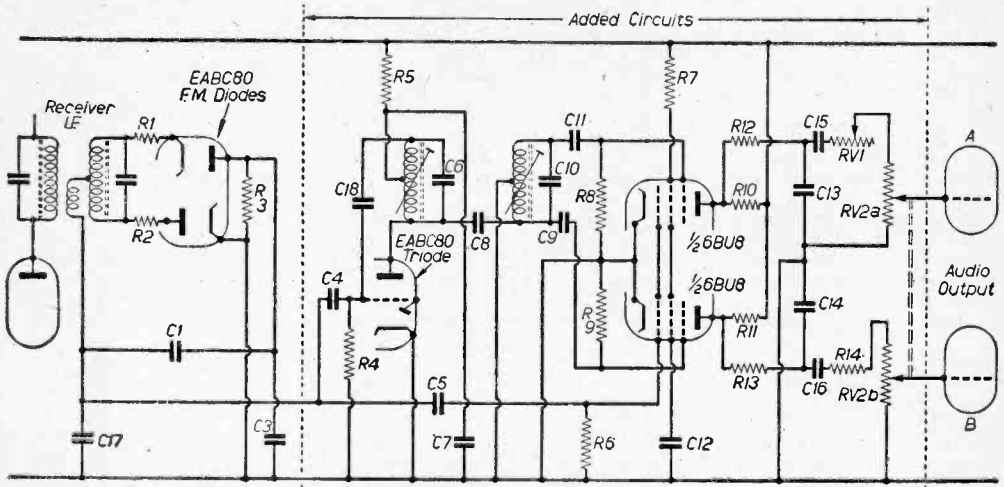


Fig. 6.—Sync separator and decoder circuit.

few decibels, as before, but this effect can also be avoided by similar means.

Cross-talk

The theoretical limit of cross-talk of the A input into the B output and vice-versa (for half-wave rectified encoding and decoding pulses) is -45dB. This is well below the maximum permissible for stereophonic broadcasting, and will also be acceptable for many bilingual and other two-signal transmissions.

The two encoding mixers at their simplest may each embody only one semiconductor diode, or one transistor. In a valve receiver a double triode or other double valve may be used.

Obviously, final steps in the engineering development of the simplest receiver have yet to be made. The circuit of a valve synchronising separator and decoder shown in Fig. 6, although uninvolved, does not represent the ultimate in simplicity which should finally be achieved.

Receiver Type of Transmission	Monophonic		Stereophonic	
	Mono	Stereo	Mono	Stereo
Change of output S/N	0†	-5dB	-15dB*†	-20dB
Change of receiver output level!	0†	-5dB	0†	- 5dB

* This figure of -15dB will be improved to 0dB† if the synchronising oscillator in the receiver stops.

† These figures will be degraded by -5dB if the deviation on mono transmission is suitably restricted. Under these circumstances receiver output levels remain constant throughout.

Signal-to-noise Ratio

The results of calculations and, in some cases, experiments show that the above performance is achieved (see panel).

Adjacent Channel Interference

Preliminary adjacent channel interference tests (at approximately 220kc/s separation) appear to yield extremely acceptable results.

Receiver Design

A normal FM receiver is required but fitted with a synchronising separator, decoder and two audio output circuits. The synchronising separator circuit requires the use of either a transistor or a triode in the oscillator. In some existing normal receiver designs such a triode is already available for use in this way.

Conclusions

1. The system provides adequate cross-talk performance for the achievement of good stereophonic transmission and of bilingual and most other twin-signal operations.
2. The system has near-optimum requirements in regard to transmitter and receiver simplicity and R.F. channel occupancy.
3. The system operates with fidelity, is fully compatible and reversely compatible.
4. Loss of output signal-to-noise ratio is low (5dB) on stereophonic transmission—monophonic reception and moderate (20dB) on stereo-stereo. Owing to the nature of the improvement threshold in frequency modulation reception the stereo to mono service area should be nearly the same and the stereo to stereo service area only slightly less than for a corresponding standard monophonic broadcasting system.

Easy-to-build kit-sets of



highest quality at lower cost

HI-FI F.M. TUNER

Tuning range 88-108 Mc/s. For your convenience this is available in two units sold separately as follows: Tuner Unit (FMT-4U) with 10.7 Mc/s I.F. output (£32.00, inc. P.T.), I.F. Amplifier (FMA-4U) complete with cabinet and valves (£10.10.6). Total **£13.12.6**



F.M. TUNER



S.33



S-38



DX-40



DX-100U



OS-1



UXR-1

HI-FI 16W. STEREO AMPLIFIER Model S-88

10 mV. basic sensitivity (2 mV. available, £1 extra). Ganged controls. Stereo/Monaural gram., radio and tape recorder inputs. Push-button selection. Two-tone grey metal cabinet. **£25.5.6**

6-TRANSISTOR PORTABLE Model UXR-1

Pre-aligned I.F. transformers, printed circuit, 7 x 4in. high-flux speaker. Real hide case. **£15.18.6**

DUAL-WAVE TRANSISTOR RADIO UJR-1

This sensitive headphone set is a fine introduction to electronics for any youngster. **£2.16.6**

RES.-CAP. BRIDGE Model C-3U

Measures capacity 10pF to 1,000µF., resistance 100Ω to 5 MΩ and power factor. 5-450 v. test voltages. With safety switch. **£7.19.6**

AUDIO SIGNAL GENERATOR Model AG-9U

100 c/s to 100 kc/s., switch selected. Distortion less than 0.1%. 10 v. sine wave output metered in volts and dB's. **£19.3.0**

VALVE VOLTMETER Model V-7A

Measures volts to 1,500 (D.C. and R.M.S.) and 4,000 pk. to pk. Res. 0.1Ω to 1,000 MΩ. D.C. input impeded, 11 MΩ. Complete with test prods leads and standardising battery. **£13.0.0**

R.F. PROBE Model 309-CU

Extends the frequency range of our V-7A to 100 Mc/s. and enables useful voltage indication to be obtained up to 300 Mc/s. **£1.5.6**

5 in. OSCILLOSCOPE Model O-12U

Has wide-band amplifiers, essential for TV servicing, F.M. alignment, etc. Vertical freq. response 3 c/s. to over 5 Mc/s. without extra switching. T/B covers 10 c/s. to 500 kc/s. in 5 ranges. **£34.15.0**

NEW MODELS include:

Service 'Scope,' Model OS-1 **£18.19.6**

Stereo Control Unit, Model USC-1 **£17.19.6**

Single Channel Amplifier, Model MA-12 **£9.19.6**

and

'PACKAGED DEALS' of Hi-Fi Equipment including **TAPE DECKS** (Collaro or Truvox), **RECORD PLAYERS** (Collaro or Connoisseur) and **DECCA ffs PICK-UPS**.

Write in to see how these deals save you further money.

6-W STEREO AMPLIFIER Model S-33

3 wats per channel, 0.3% distortion at 2.5 w/chnl., 20dB N.F.B. Inputs for Radio (or Tape) and Gram., Stereo or Monaural, ganged controls. **£11.8.0**
Sensitivity 100 mV.

TRANSCRIPTION RECORD PLAYER RP-1U

4-speed A.C. motor. Ronette Stereo/Mono pick-up. Complete with plinth. **£12.10.0**

HI-FI SPEAKER SYSTEM Model SSU-1

Ducted-port bass reflex cabinet "in the white". Twin speakers. With legs **£11.12.6** **£10.5.6**

"HAM" TRANSMITTER Model DX-40U

From 80-10 m. Power input 75 w. C.W., 60 w. peak C.C. phone. Output 40 w. to aerial. Compact and self-contained. Prov. for V.F.O. **£29.10.0**

AMATEUR TRANSMITTER Model DX-100U

Covers all amateur bands from 160-10 metres. Self-contained including Power Supply, **£78.10.0**
Modulator and V.F.O.

"GLOUCESTER" EQUIPMENT CABINET

46 1/2 x 30 x 21 in. deep. Mk.I houses Record Player, Stereo Amplifier, F.M. Tuner, records, etc. Mk.II will house a Tape Deck in addition. Left in the white for finish to personal taste.

Mk. I ... **£15.18.6** Mk. II ... **£17.8.6**

"COTSWOLD" HI-FI SPEAKER SYSTEM KIT

Acoustically designed enclosure "in the white" 26 x 23 x 15 1/2 in., housing a 12 in. bass speaker with 2 in. speech coil, elliptical middle speaker and pressure unit to cover the full frequency range of 30-20,000 c/s. Complete with speakers, cross-over unit, **£19.18.6**
level control, etc.

COMPLETE MATCHED STEREO OUTFIT

Includes record player, amplifier and twin speaker systems (pedestal speaker legs optional, **£42.10.0** **£2.14.0** extra).

AUDIO VALVE MILLIVOLTMETER AV-3U

1 mV. to 300 v. A.C. 10 c/s. to 400 kc/s. **£13.18.6**

AUDIO WATTMETER Model AW-1U

Up to 25 w. continuous, 50 w. intermittent. **£13.18.6**

STEREO-HEAD BOOSTER USP-1

Input 2 mV. to 20 mV. Output adjustable from 20 mV. to 2 v. 40-20,000 c/s. Also suitable as high-gain monaural amplifier. **£5.19.6**

VAR. FREQ. OSCILLATOR VF-1U

From 160-10 m. Ideal for our DX-40U and similar transmitters **£10.12.0**
Price less valves **£8.19.6**.

Prices include free delivery UK
Deferred Terms
available on orders over **£10**



THE "GLOUCESTER" EQUIPMENT CABINET

Please send me FREE CATALOGUE (Yes/No) _____

Full details of model(s) _____

Deferred Payments (Yes/No) _____

NAME _____

ADDRESS _____

PWS

DAYSTROM LTD.


DEPT. P.W.4, GLOUCESTER, ENGLAND

A member of the Daystrom Group, manufacturers of the **WORLD'S LARGEST-SELLING ELECTRONIC KITS**

Gladstone Radio

PUSH-PULL AMPLIFIER £5.10.0 (3/6 P. & P.)

Brand new by famous manufacturer. 200-240 A.C. mains. Bass, treble and vol. controls flying panel. With valves EZ80, ECC83 and 2-EL84 giving full 8 w. Chassis 12 x 3 1/2 x 3 1/2. With o.p. trans. for 2-3 ohm speaker.



COSSOR AMPLIFIER KIT TYPE 562K £5.2.6 (3/- P. & P.)

With valves EZ80, EF86 and EL84. 2 speakers (10 x 6 & 4 in. h.f.). Full instructions; printed circuit; A.C. mains, 5 watts, original carton.

BUILD THIS BATTERY OPERATED TRANSISTOR RECORD PLAYER FOR £5.19.6 (3/6 P. & P.)

Including 7 x 4in. 30Ω Speaker.

Build and tested Cossor printed circuit 4-transistor amplifier. Cabinet; baffle; motor board, cut for motor; Garrard 45 r.p.m. battery player type BA1; speed control; knob; plugs, wiring instructions. Speaker extra. Cabinet size 11 x 9 x 5 1/2; less than 8 1/2 in. inc. batteries. Requires two Ever Ready AD28 cells. State colour—red/cream or blue/cream.



BUILDING THE 6K7 SUPERHET?

(Page 835 February Issue.)

Send for price list, e.g., Two-gang 500 pF with reduction drive incorporated in spindle 5/-; five valves 6K7 for 12/6.


AUTOMATIC RECORD CHANGERS COLLARO CONQUEST £7.10.0 (5/- P. & P.)

CHANGEST with manual play also. Turnover crystal pick-up, 4-speed, A.C. mains 200-250 V., see illus. B.S.R. UA8 4-speed auto-changer £6.15.0 (5/- carr.) Garrard 4-speed auto-changer RC120 £9.5.0 (5/- carr.) Garrard 4-speed single player 4SP-Dual £8.19.6 (5/- carr.). All with pick-up with crystal turnover head.



H.F. EXTENSION SPEAKER KIT 16/- (post 1/6)


Small extension speaker 12 x 6 in. high x 1 1/2 in. Placed in parallel with existing 3 ohm speaker gives amazingly improved high note reception. Ideal for mantelpiece. Med. oak finish. New Cabinet and back 5/-; speaker and cross-over condenser 11/-; post 1/6.



COSSOR/EMI 10in. TV tube type 108K. Brand new and boxed. ONLY 30/- (carr. 3/6).

For the last 50 ITA Converters of this type (Brand New and Fully Guaranteed) we will accept the "Below Cost" figure of **ONLY 60/-** (3- P. & P.) Reduced from £4.7.6.

Two valves ECC81—grey hammer finish—Switch positions OFF, ITA, BBC. Own Power supply. **BUY IT NOW.**



60/- (3- P. & P.)

FOR ADDRESSES SEE THE OTHER ADVERTISEMENT FOR GLADSTONE RADIO ON PAGE 20.

For Safety's Sake

use

AVO Prodclips

Pat. No. 748811

..with Trigger-Action Spring-Loaded Clips

PRESS TRIGGER TO OPEN

RELEASE TO GRIP

Safety first every time with these patented spring-loaded AVO Prodclips.

Cleverly designed for use as insulated prods, they are invaluable for reaching and holding test points which are difficult of access.

Suitable for use with AvoMeter, Multiminor and Avo Electronic Test Meter Leads. Post Free 15/- per pair.

AVO LTD · AVOCET HOUSE, 92-96 VAUXHALL BRIDGE ROAD, LONDON, S.W.1. VICTORIA 3404 (12 lines)

A MEMBER OF THE METAL INDUSTRIES GROUP OF COMPANIES.

REPANCO TWINETTE

A NEW REMARKABLE TWO TRANSISTOR PORTABLE RADIO FOR THE HOME CONSTRUCTOR

- ★ LOUDSPEAKER, 7 x 4in. ELLIPTICAL
- ★ TWIN FERRITE SLAB AERIALS
- ★ LONG AND MEDIUM WAVES
- ★ PROVISION FOR EXTERNAL AERIAL
- ★ SIZE 7 x 5 x 3in.
- ★ LOW BATTERY CONSUMPTION

Send now for Easy Wiring Plans and Component Price List. 1/6 (post free).

OTHER REPANCO EASY-TO-BUILD RECEIVERS

The R.E.P. One-valve Radio	Envelope
The Hiwayman. A 4-valve Portable Radio 9d.
F.M. Tuner Unit. 5 Valves plus Tuning Indicator 1/6
Three Dee. 3-transistor Radio 1/6
Mini-3. 3-transistor Pocket Radio 9d.
Mini-7. Mk. II. 7-transistor Pocket Receiver 1/3
Transeven. 7-transistor Portable Receiver 1/6
Major-7. 7-transistor Portable Receiver 1/6
Transistor Car Radio Receiver 2/-
Transistor Amplifier and Feeder Unit Circuits 1/6

Please add towards postage. For details of our Components send 6d. in stamps for our 1960 Catalogue.

Mail Order and Trade: **RADIO EXPERIMENTAL PRODUCTS, LTD.** 33 Much Park St. COVENTRY Tel.: 27114

Wholesale Inquiries and Export: **REPANCO, LTD.** O'Brien's Buildings, 203-205 Foleshill Rd., COVENTRY Tel.: 24224

Curing Radio Interference

IMPROVING A.M. RECEPTION

By A. E. Irwin

MUCH of the interference in broadcast receivers can be reduced by putting up a good aerial. In the early days of radio, it was imperative to do this, but as sets became more and more sensitive, aerials became shorter and shorter. Some indoor aerials, only a few feet long, are nothing more than interference traps.

Long-wave Aerial

The old kind of aerial (Fig. 1), raised as high as possible and attached to the house with a lead-in wire and the other end attached to a garage roof or pole, will do much towards cutting down interference, especially when listening on the long-wave

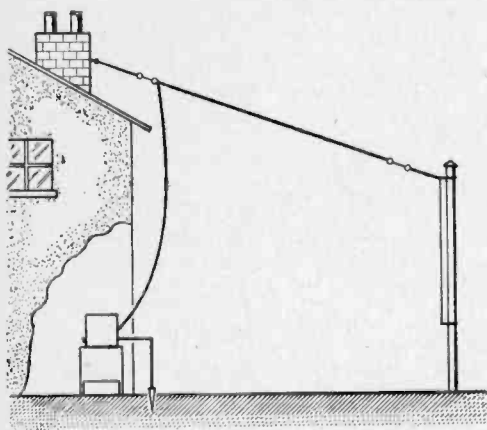


Fig. 1.—A good aerial/earth system is essential.

Light Programme where interference is worst. If you are lucky enough to have one of the new VHF receivers with a special aerial this, of course, does not apply and in any case you will not be having this sort of trouble.

Look at the earth connection—see that the wire is not broken and that it is making good contact to the metal pipe or plate in the garden.

Interference can be cut down by fitting a small condenser in the aerial lead, but, again, this is only effective if you have a good aerial. Remove the aerial lead from the aerial terminal and join it to one side of the condenser (see Fig. 2). Join the other side of the condenser to the aerial terminal.

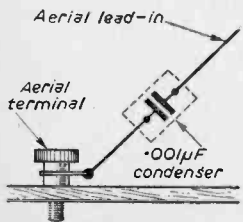


Fig. 2.—A 0.001 μ F condenser can be wired in series with the aerial lead.

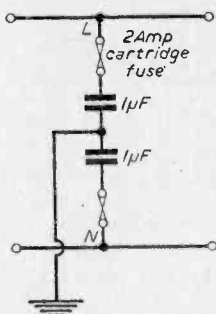
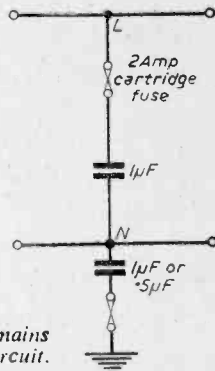


Fig. 3 (Left).—Basic mains interference suppression circuit. (Note: the condenser between the line and earth passes about 80mA to earth—250V 50/s A.C. circuit). Fig. 4 (Right).—Usual adaptation of the basic circuit. (Note: the condenser between neutral and earth passes a small current to earth.) This circuit is effective at frequencies from 150kc/s to 15Mc/s.



You may find a suitable condenser in your radio junk box—about 0.001 μ F capacity will serve.

Some sets are already fitted with a condenser, aerial terminal A1 being connected direct to the set and A2 through a suitable condenser to the set. Many anti-static devices, sold under various proprietary names in highly-coloured cases, when opened contain just this—an ordinary condenser.

Line Whistle

Another source of interference is the whistle of a neighbour's TV set when your set is tuned to the Light Programme on the long wave (200kc/s). The line frequency, which you hear as a continuous whistle when a TV set is on, is about 10kc/s in frequency. The 20th harmonic of the TV line frequency comes right on the Light programme frequency of 200kc/s. Therefore, this source of interference is difficult to combat. All you can do is to alter the tuning of your receiver up or down the dial to a point where speech just starts to distort. A lot of the whistle goes at this point.

Some manufacturers of TV sets have taken steps to prevent this type of spurious radiation. One firm paints the inside of the cabinet with metallised paint which stops it. However, if you are experiencing really serious interference of this sort, complain to the local G.P.O.

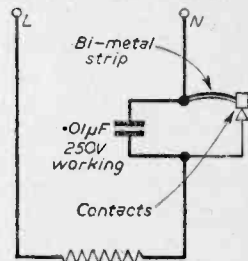


Fig. 5.—Suppressing a thermostat circuit.

Mains-borne Interference

Another form of interference enters your set via the mains supply. This can usually be found by removing the aerial lead, checking if the interference still persists. Devices which can be purchased consist of two condensers, 1 μ F capacity, joined together and then earthed. Connections are

taken to each wire of the mains supply (see Fig. 3). This unit bypasses the interference so that it does not enter the set.

Most domestic appliances, vacuum cleaner, electric shavers and blankets, are not in use when someone wants to listen in, but if any of them do interfere badly with your reception, it is nearly always those with a thermostat. This device continually switches the current on and off through a pair of contacts. Each time the contacts make or break a spark may occur. A condenser of about $0.01\mu\text{F}$ capacity joined across the contacts will suppress the sparking and the interference (see Fig. 5).

Today, condensers are made small enough to fit inside the apparatus. Where this is not possible, a condenser type suppressor in a bakelite case can be connected in the mains supply lead to the offending equipment (Fig. 6).

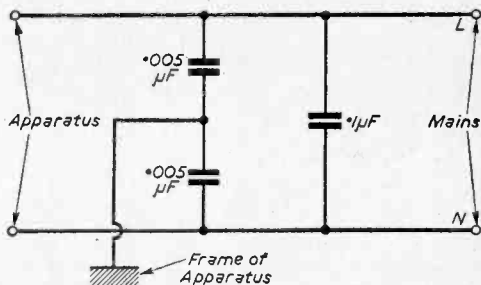


Fig. 6.—Suppressor circuit for connecting in the flex lead to the apparatus concerned. This must be wired as close to the offending apparatus as possible—within 6in.

100 kc/s CHECK OSCILLATOR

(Continued from page 30)

writer always adopts the following pin-connection sequence: pins 1 and 2 joined, and connected to earth (chassis), being one side of the heater circuit, whilst pin 5 carries the H.T. positive line with the remaining heater connection going to pin 7.

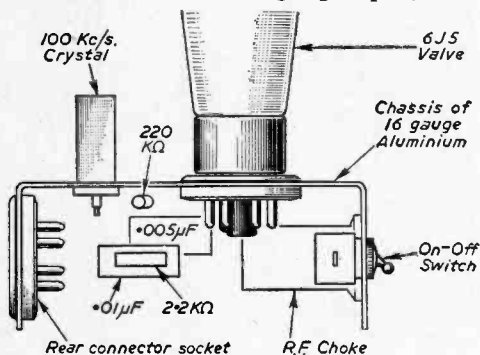


Fig. 4.—Side view of the unit.

The crystal holder is mounted on the chassis by drilling two $3/16$ in. holes to take two brass bolts, and two further, but larger, holes to give clearance for the crystal pins when it is positioned in its socket. A small toggle switch has been included in order to break H.T. to the oscillator. Making the oscillator work should present little difficulty, but care should be taken to see that excessive H.T. is not applied to the unit, or damage to the crystal may result (owing to the presence of too much R.F.). A safe voltage should be around 200 to 250, with the 6J5 triode, and in practice the existing power supply on the receiver may be employed, as with this unit the current drain is quite low (about 4 to 5 mA H.T.). Should the "radiation" prove insufficient on the higher frequencies, then a short length of insulated flex may be wound loosely round the anode connection to the R.F. choke (as in Fig. 2), thus giving "boost" to the signal. Though simple in design, this oscillator will prove of inestimable help in calculating—and signposting, as it were—any receiver, including some of the older BC types.

Conference on Components and Materials used in Electronic Engineering

THE Electronics and Communications Section of the Institute of Electrical Engineers announce that with the support of the Council they are organising a Conference on Components and Materials used in Electronic Engineering, at The Central Hall, Westminster, London, from 12th-17th June, 1961.

The scope of the Conference falls under three main headings:

(a) Materials

The preparation, and the physical and electrical properties of resistive dielectric, magnetic, piezoelectric, ferro-electric, magnetostrictive, photo-sensitive, etc., materials and their application to modern components.

Constructional materials such as boards for printed wiring, soldering and encapsulating materials.

(b) Components

Fixed and variable resistors, potentiometers, capacitors and inductors, transformers, transducers, and switches, relays, plugs, sockets and contacts.

Small motors and synchros.

Equipment wiring, R.F. connecting cables and fuses.

Potted and printed circuit components and modular structures.

It is intended to put special emphasis on new techniques of measurement, reliability and the effects of extreme operating conditions.

(c) Assembly Techniques

Miniaturisation and micro-miniaturisation.

Methods of automatic assembly.

Wrapped and crimped connections.

The conference will not cover thermionic devices, transistors and other semiconductor devices, neither will applications be included, except when a reference thereto is essential to a description of the nature of components or materials.

The Institution invites the submission of papers for consideration. Further information can be obtained from the Secretary, the Institution of Electrical Engineers, Savoy Place, London, W.C.2.

...and NOW

Size only 8in x 5 1/2in. x 4in.


THE TOURIST PORTABLE

4-valve, 2 waveband (Med. and L.W.) Lightweight Battery Radio. Wt. 3 1/2 lbs., incl. B.114 Battery 8/- extra.

- Complete Receiver Component Kit ... 57/6 P. & P. 1/6
 - Set 4 miniature valves (96 series) ... 35/- P. & P. 9d.
 - 5in. Speaker & O/P Trans. ... 21/- P. & P. 1/6
 - Cabinet, Dial & Knobs, etc. ... 22/6 P. & P. 2/-
- Parts List and Instruction Booklet, 1/6. (Free with Kit.)

Latest circuitry, delayed AVC & A.F. Neg. feedback. Sensitive Ferrite Rod Internal Aerial. Contemporary style lightweight Cabinet. Operates from B114 Battery, 69 v. 1 1/2 v. (8/- extra).

Terrific performance — Remarkable size — Staggering value



Complete Kit **£6.10.0** post free



MAINS UNIT KIT Available shortly only 45/-

Record Player Bargains

Latest 4-speed Models

NEW RELEASE by E.M.I.—4-speed Single Player Unit fitted with latest stereo and monaural Xtal cartridge and dual magnetic stylus. Auto stop and start. A fidelity unit and bargain buy at only £6.19.6.

SINGLE PLAYERS B8B (TU9), 80/-; COLLARO (4/5/4), 82/-; GARRARD (48P), 27.10.0; GARRARD (TA Mk. II) de Luxe Model, 28.18.6. Carr. and Ins. 3/6.

AUTOCHANGERS B8B (UA8), 26.18.6. COLLARO, 27.18.6; GARRARD (RC121 4D Mk. II) plug-in head, stereo adapted 10 cas. Stereo head £2 extra.

RECORD PLAYER CABINETS. Contemporary styled 18in. x 13in. x 8in. 3gas. Carr. and Ins. 3/6.

2-VALVE 2-WATT AMPLIFIER

Twin stage ECL82 with vol. and neg. feedback. Tone controls A.C. 200/250 volt with double-wound Mains trans. Complete with knobs, etc., ready wired to fit above cabinet.

£2.17.6 P. & P. 1/-

6-in. Speaker and matching trans., 22/- P. & P. 1/6

COSSOR VHF/FM CONSTRUCTORS KIT (Model 701K)

This is a 6-valve (UC035, 2UF89, UABC80, UL84, UY85) FM Radio Kit of high quality, design and superb reproduction, with pre-aligned coils and printed circuit complete with Power Pack for A.C./D.C. 200/250 v. operation. Kit includes High Performance 10in. x 6in. Goodman Speaker for quality response. Complete in every detail, including calibrated Tuning Dial, Slow Motion Drive and Pilot Lamp and comprehensive instruction details and circuit diagram this Kit is a genuine recommended buy.

BARGAIN OFFER

Listed at 15 gns. **Only £8.19.6** Carr. and Ins. 4/6

JASON FM TUNER UNITS (87-105 Mc/s)

Designer-approved kits of parts for these quality and highly popular tuners available as follows.

STANDARD MODEL (FMT)—as previously extensively advertised. **COMPLETE KIT**, 6 gns, post free. Set of 4 spec. valves, 30/-, post free.

LATEST MODEL (FMT2)—attractively presented shell mounting unit to enclosed Metal Cabinet with Built-in Power Supply. **COMPLETE KIT**, 27 p. & p. 3/6. Set of 6 spec. valves, 39/6.

NEW JASON COMPREHENSIVE F.M. HANDBOOK, 2/6, post free. 48 hr. Alignment Service, 7/6, p. & p. 2/6.

CONDENSERS—Silver Mica. All pref. values. 2 pl. to 1,000 pf., 6d. each. Ditto, ceramics 8d. each. Tubulars 450 v. T.C.C., etc., .001 mfd. .01 and 1/350 v. 9d. each. 0.02-1/500 v. 1/- each. .25 Hams, 1/6. 5 T.C.C., 1/3, .001 6 kv., 5/8, .001 20 kv., 9/8.

RESISTORS—FULL RANGE 10 ohms—10 megohms 20% ± w. and ± w., 8d., 2 w., 6d., (Midjet type modern rating) 1 w., 6d., 2 w., 9d., 10% HI-Stub, ± w., 6d., ± w., 7d., 5% ± w., 9d., 1% HI-Stub, ± w., 1/8 (10-100 days 2/-).

RECORD PLAYER CABINETS

Contemporary style, rexine covered cabinet in fawn and brown with cream interior. Size 18 1/2 x 13 1/2 x 8 in., fitted with all accessories, including bottle board and anodised metal fret. Space available for all modern amplifiers and autochangers, etc. Uncut record player mounting board 14 x 13in. supplied.



£33.00

Carr. and Ins. 3/6

NEW BOXED	ALL GUARANTEED		
1R5, 1T4 7/6	DF96 9/6	EF86 13/6	PCF80 10/6
185 7/6	DK96 9/6	EF91 8/6	PL83 12/6
884, 8V4 8/6	DL96 9/6	FL41 10/6	PL81 12/6
6Z4 9/6	EABC80 9/6	EL84 9/6	PL82 9/6
6K7 5/6	BCC84 10/6	EY61 10/6	PL83 11/6
6K8 8/6	ECP80 11/6	EY86 10/6	PY80 7/6
6Q7 8/6	ECH49 10/6	EZ81 7/6	PY81 9/6
6V8 7/6	ECL80 10/6	UI14 9/6	PY82 7/6
DAF91 9/6	EF89 9/6	PCP84 10/6	U25 12/6

SPECIAL PRICE PER SET
1R5, 1T4, 185, or 884 or 8V4, 27/6. DK96, DF96, DAF96, DL96, 35/-, 6K8, 6K7, 6Q7, 6V8, 5Z4 or 6X5, 35/-.


COAX 80 OHM CABLE

Standard (in. dia. Low Loss Semi-Air Spaced Aerials). Special Reduced Prices.
20 yds., 12/6, p. & p. 1/6; 60 yds., 32/6, p. & p. 3/-; 40 yds., 22/6, p. & p. 2/6; All other lengths, 8d. per yard.
Coax Plugs 1/-, Sockets 1/-, Complers 1/8, Cable End Sockets 1/8, Outlet Boxes 4/6.

Manufacturer's Surplus Bargain 7 VALVE AM/FM RADIOGRAM CHASSIS

Valve Line-up: ECC85, ECH81, EF89, EABC80 EL84, EM81, EX80.

Three Waveband and Switched Gram positions. Med. 200-500 m., Long 1,000-2,000 m., VHF/FM 88-95 Mcs. Philip's Continental Tuning Insert with permeability tuning on FM and combined AM/FM IF transformers. 450 Eclis and 10.7 AVC and Neg. Feedback. Three watt output. Sensitivity and reproduction of a very high standard. Chassis size 13 1/2 x 6 1/2 in. Height 7 1/2 in. Edge illuminated glass dial 1 1/2 x 3 1/2 in. Vertical pointer. Horizontal station names. Gold on brown background. A.C. 200/250 v. operation.



Aligned and tested ready for use **£13.10.0** Carr. & Ins. 5/-

Complete with 4 Knobs—walnut or Ivory to choice. Three ohm P.M. speaker only required. Recommended quality speakers. Mica. (Heavy Duty)..... 21/6 10m. Roils (Heavy Duty)..... 80/- Post & Pkg. 1/6.

ONLY A FEW ITEMS ARE LISTED FROM OUR COMPREHENSIVE STOCK WRITE NOW FOR FULL BARGAIN LISTS, 3d.



RADIO COMPONENT SPECIALISTS

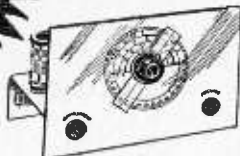
70 Brigstock Road, Thornton Heath, Surrey

Phone: THO 2188. Hours 9 a.m.—6 p.m. 1 p.m. Wed. Open all day Saturday. By Thornton Heath Station.

Terms: C.W.O. or C.O.D. post and packing up to 1/2 lb. 7d.: 1/6. 1/1: 3/6. 1/6: 5/6. 2/-: 10/6. 2/9.

CONSTRUCTORS CORNER

Construction price includes valve and one coil covering 40-100 m.
 ● Can be converted to 2v. or 3v.
 ● Receives speech and music clearly from all over the world.
 Send 2/- for diagram and price list.



TRANSISTOR POCKET RADIO

Two-stage circuit using variloopstick coil.

- Ideal for the beginner.
- Can be built in 30 minutes.
- Works for months off 7d. battery.
- Fits into palm of your hand.



The ideal low-cost transistor pocket radio for the beginner.
 Send 2/- for data and list of components.

ONLY

30/-

CRYSTAL RECEIVER

Covers M/W Band

All components including case for
10/6
 Ideal for the beginner.

Post and packing: Under 10/- add 9d.; under 40/- add 1/6; over POST FREE

ENSURE SUCCESS WITH R.C.S.

Explore the world on short-wave radio (10-100 m)

FOR ONLY **35/-**

SENSATIONAL RESULTS WITH 2 TRANSISTORS

- ★ No aerial or earth.
- ★ Dial tuning with mini .0005.
- ★ Drilled chassis, colour coded, components, simple layout for beginners.
- ★ Special small case fits shirt pocket.
- ★ Soldering iron and pliers are only tools needed.



Finest results ever obtained with 2 transistors and diode layout. The ideal radio to carry with you everywhere. PARTS PRICE LIST & EASY LAYOUT PLANS, 2/-. Total building cost, including transistors, wire, etc.

62/6

BUILD THIS AMAZING RADIO POWERFUL! PERSONAL! PORTABLE!

FOR ONLY **35/-**

- ★ Sturdy metal case.
 - ★ No holes to drill.
 - ★ Detachable rod aerial.
 - ★ All batteries self contained.
 - ★ Can be built in 1 hour.
 - ★ Covers medium waves.
 - ★ Loud clear tone.
 - ★ Selective tuning.
 - ★ All parts are sold separately.
- This delightful set is designed to give you a completely personal portable radio.
 Bronze-finished case. Ideal for the beach, the bedroom, the office—in fact, anywhere.
 Send 2/- for wiring diagram and component price list.



Trade Enquiries
 Welcomed

R.C.S. PRODUCTS (RADIO) LTD. 11 OLIVER RD., LONDON, E.17.

Mail Order
 Only

An important announcement for users of Mullard products

On the 19th January 1960 injunctions were granted by the High Court of Justice, Chancery Division to Mullard Ltd. restraining Bentley Acoustic Corporation Ltd. from:

- 1 Infringing the "Mullard" trade mark.
- 2 Passing off as valves of Mullard Ltd., valves not manufactured by Mullard Ltd.
- 3 Selling or offering for sale in connection with the "Mullard" name, valves not manufactured by Mullard Ltd.
- 4 Applying the "Mullard" name to valves so as to pass off inferior valves as of the quality marketed by Mullard Ltd. under the "Mullard" trade mark.

Bentley Acoustic Corporation Ltd. were also ordered to pay agreed sums in respect of damages and costs.

This action was brought by Mullard Ltd. in the interests of the users of their products, and the Company wish to give notice that it is their intention to take action against any persons or companies who infringe their trade marks.




MULLARD LIMITED · MULLARD HOUSE · TORRINGTON PLACE · LONDON W.C.1.
 MP 559B

Trade News

NEW PRODUCTS AND DEVELOPMENTS

D.C. CONVERSION UNIT

A TRANSISTORISED D.C. conversion unit claimed to give the same efficiency at 30W loading as at 150W, is marketed under the name "Dependapac". It is intended for use with mobile



The D.C. conversion unit.

transmitters and employs a system (for which a patent application has been made) of switching transformer taps and bias by relay to give economical operation. In a typical application, 530V at 228mA and 265V at 110mA are easily obtainable but other combinations may be used provided that the drain does not exceed 150W. The unit is robustly built and its total size is 8½ in. x 2¼ in. x 5 in. The price is 21 guineas and the marketers are the *Dependable Relay Co. Ltd.*, 8a, Ainger Road, Camden Town, London, N.W.3.

TRANSISTOR PORTABLE

A SUPERHET transistor portable is announced by Ever Ready and uses a printed circuit with six transistors and a germanium diode. An internal ferrite aerial is used for normal reception although a socket can be fitted if required for an external aerial and earth. The receiver covers 190-540m and also receives the BBC Light programme on 1,500m as a pre-set station. It is claimed that in normal use the receiver costs 1/5 of a penny per hour and the maximum available output is some 500mW. The




The Ever Ready "Sky Baron" transistor portable.

loudspeaker used is elliptical (8 in. x 5 in.) and the total weight of the set is about 8½ lb. The overall size of the cabinet is 16½ in. x 7½ in. x 5½ in. The price including purchase tax and the battery is £23 12s. 6d. (*The Ever Ready Company (Great Britain) Ltd.*, Hercules Place, Holloway, N.7).

POTENTIOMETER and VARIABLE CAPACITOR

THE range of moulded track potentiometers produced by the Plessey Company Ltd. has been augmented by a new hermetically sealed type, the XP5. Designed to operate within the temperature range 40deg. C to 70deg. C, the new potentiometer conforms with the Inter-Service Standards for radio components. It will withstand severe bumping, vibration and tropical exposure. The XP5 is entirely moisture-proof. The spindle is sealed with neoprene rings which, seated in channels and lubricated with anti-freeze grease, give a smooth action. The silver-plated terminals are integrally connected to the resistance element and protrude through sealed ceramic insulators. A neoprene washer fitted to the



The Plessey variable capacitor and potentiometer (not to scale).


mounting face provides the panel seal essential for use in sealed equipment. Resistance extends from 500 ohms to 2.5 megohms (linear or logarithmic). The maximum working voltage across resistance is 500 D.C. subject to limitations of power rating.

A new design of 2-gang FM variable capacitor to meet home and export requirements for FM receivers is also announced. The overall size is 1 11/16 in. x 1¼ in. x 1 in. excluding spindle and tags. This type Y variable capacitor has been mechanically designed to give precise and consistent electrical performance for repetitive settings. The preferred version has a nominal straight line capacitance law with a capacitance swing per section of 14-75pF and a minimum of not greater

than 6pF. A screen is provided between the two sections and if required the capacitance of the front section can be increased to give a maximum of 25pF. It is of rigid construction and the rotor spindle is mounted between ball bearings—end play is eliminated by means of a flat tensioning spring. Spindle slackness and gear backlash are obviated in the design by spring loading the 3:1 reduction drive and incorporating a long bearing bush on the drive spindle. (*The Plessey Co. Ltd., Ilford, Essex.*)

ROBERTS' PORTABLE

A TRANSISTORISED receiver has been added to the Roberts' range of portables. The set covers both medium waves (188-555m) and long waves (1130-2,000m) and has a large, two-colour, tuning scale calibrated in metres on M.W. and marked with main BBC and European stations on M.W. and L.W. The 5in. loudspeaker has a high flux magnet for good sound reproduction. A ferrite rod aerial is used and the push-pull output stage will deliver some 300mW although the current



The Roberts' portable.

consumption from the 9V battery has an average value of only 20mA ensuring a long battery life. A carrying case is available as an optional extra. The price including purchase tax and battery is 18 guineas and the carrying cover is available for an extra £1 7s. 6d. Further details are available from *Roberts' Radio Co. Ltd., Creek Road, Molesey, Surrey.*

NEW REFLECTOGRAPH MODEL


THE first of the entirely new series of Reflectograph tape recorders incorporating the new Multimusic deck (described in the previous issue) is announced. The Model A is available for operation on standard voltages of 200-250 A.C. 50c/s and an alternative version may be supplied for use on 110V 60c/s. It is supplied with detachable wooden sides, the front and back of the actual deck and amplifier constituting the other two sides. When the recorder is built into furniture these sides may be removed completely. As the recorder is of standard rack width it may, for studio and industrial use, be mounted horizontally or at an angle in a rack.



The Eagle filament tester.

FILAMENT AND HEATER TESTER

A DEVICE for testing the filaments and heaters of valves has been marketed by Eagle Products. In use, the valve is placed into the appropriate socket and if the filament or heater is continuous, a pilot lamp beneath the panel of the tester will be seen to glow. Two contacts are provided for testing fuses and a receptacle in the centre of the panel enables pilot lamps to be checked. Two further contacts can be joined to test the internal battery. The unit is well finished and small in size. It will prove very useful to those who desire an instant check of continuity, whether of valves, heaters, pilot lamps, fuses or low resistance circuits. The tester is available from many dealers or direct from *Eagle Products, Eagle Works, Coptic Street, London, W.C.1,* price 30s. (2s. 6d. post and packing).



The Reflectograph model A.

HOME RADIO OF MITCHAM

(Dept. P), 187 LONDON ROAD, MITCHAM, SURREY. MIT 3282


Shop Hours: 9 a.m.—6.30 p.m. Wednesday 9 a.m.—1 p.m.

DON'T MISS THIS

BARGAIN OFFER

Of special interest to all constructors—12 new assorted volume-controls (some with switch) for **ONLY 6/-**. Send **NOW** while they last. Post Paid.

S.W. TUNING CONDENSERS



Wavemaster high-grade Tuning Condensers with brass vanes and ceramic insulation. Single hole fixing, easily ganged together. 15pf 4/3; 25pf, 4/6; 40pf, 4/9; 50pf, 5/-; 60pf, 5/3; 75pf, 5/6; 100pf, 5/9; 160pf, 6/-; 200pf, 7/6. Add 9d. post.

please. Most parts in stock for "Experimental Short Wave Three" in Feb. issue. Send s.a.e. for parts list.


THE FINEST RADIO COMPONENTS CATALOGUE

128 pages printed on high grade paper, listing over 4000 items with more than 400 illustrations. This catalogue has been compiled from our stock so items listed are **EXCLUSIVELY** available off the shelf. This catalogue is **EXCLUSIVELY** to Home Radio Ltd. and cannot be bought elsewhere.

Send for your Copy today. 2/- plus 9d. post. For By-return service mark your envelope "Catalogue" in top left corner.



NEW GOODMAN'S LOUDSPEAKERS




Superb new full-range 10" spkr. by Goodmans. Controlled edge hyperbolic diaphragm giving smooth response 40 to 15,000 cycles. Die cast chassis with 12,000 gauss magnet and aluminium voice coil.

From stock. Model Axium 110. £5.0. Please add 1/- part postage.

LABGEAR AUDIO POWER OUTPUT METER KIT

A complete kit with step-by-step instructions for an accurate audio-power output meter. 2 ranges—25mW to 1 watt, 1 watt to 10 watts. Accuracy 5% and matched for 3, 15 or 600 ohms output.



Complete Kit and data, £3.15.0. Ready built and tested, £4.10.0. Post 1/-.



HEADPHONES

New lightweight 4000 ohms headphones, ideal for crystal sets, short-wave sets, etc. Individually boxed 15/-, plus 1/- post. High-grade Siemens-Ediswan type, usually 45/-, limited quantity at 22/6 a pair. S. G. Brown's popular type "F" high resistance, 37/6. Ericsons' high resistance as recommended by Eddystone, £2.15.0

limited quantity at 22/6 a pair. S. G. Brown's popular type "F" high resistance, 37/6. Ericsons' high resistance as recommended by Eddystone, £2.15.0

"CIRCUITS FOR AUDIO AMPLIFIERS"


Latest Mullard book on Audio Design, including constructional data on 12 different units, amplifiers, pre-amplifiers, tape amplifiers and pre-amps, stereo amplifiers, mixers, etc. Every keen constructor should have a copy of this exciting and informative book on all aspects of audio. 8/6 plus 1/- post. All parts stocked for the designs and circuits in this book.

SHORT-WAVE RECEIVERS FOR THE BEGINNER

Articles on Short-wave reception and equipment including full constructional data for six simple short-wave receivers, battery operated and mains. Book price, 6/-, post 6d. We can supply all component parts for Sets illustrated in this book, including condensers, coils, chassis, etc.



REPANCO "TWINETTE" TRANSISTOR PORTABLE

A cheap local station portable receiver. Easy to build and economical to run. Long and medium wave with ferrite rod aerials and elliptical loudspeaker. Provision for extra aerial if required. Latest reflex circuit. Easy wiring plans and step-by-step assembly instructions, price 1/6, post paid. Cost of all parts, £5.10.0. Sold separately.



"GLOBE KING" SHORT WAVE RADIO KITS

"The finest and most absorbing hobby of all". Never a dull moment when you can explore the world on short waves from your own fireside. Long distance reception at minimum cost. Kit 100/A. The famous one-valve battery model, complete with three matched coils covering 10 to 100 metres. There are cheaper kits, but there are no better kits than this excellent little station getter. Leaflet on request or call to examine one, £3.19.6, post 1/-. Kit 200/B. Two-valve battery model in smart metal cabinet with built-in loudspeaker. Matched coils covering 10 to 180 metres and high grade 55 to 1 bandspread tuner. £10.12.6, post 2/-. Kit 300/B, similar to 200/B above, but for A.C. mains operation and having more power output. £11.19.6, post 2/-. Detailed Price List on request.



MURPHY AMPLIFIER & SPEAKER

A compact, good quality amplifier complete in cabinet with 6 1/2" speaker. Volume and tone controls and concealed pilot lamp. Ideal gramophone amplifier or for complete second channel for stereo. A.C. mains. £8.8.0, post 2/-.

NEW JASON ITV/2 TUNER



Crystal clear Home, Third, and Light on FM/VHF plus ITV and BBC television sound. Self powered and with automatic frequency control. Neat cabinet and easy to build. Full constructional data, 3/10 post pad. Complete Kit, £14.14.0. Ready built and tested, £25.6.0.

PULLIN SERIES 100. Multirange


Test Set. New dial-on meter cover gives wide angle of vision and clear scales. Printed circuit construction gives rugged accurate instrument. 21 ranges and sensitivity of 10,000 ohms per volt. Full details and specfn. on request. £12.7.6. p.p. Special terms: Dep. £2.7.6. and 6 m'thly payments of £1.15.0 or 12 m'thly payments of 18/6.



LASKY'S RADIO

**SPECIAL
OFFER!**

**"ALFA"
RADIO
TEST
METER**



A.C. and D.C. 3333 ohms per volt. Ohms ranges up to 2 megs. Volts A.C. and D.C. up to 1,200. 300 micro-amps—300 m/a. Decibels, 2 ranges, —20 to +23 and —20; to +37 db. Accuracy $\pm 3\%$. Large full vision dial. Overall size: $5\frac{1}{2} \times 3\frac{3}{8} \times 1\frac{1}{2}$ in.

LASKY'S PRICE 89/6 Post
Including Leads 2/-

207 EDGWARE ROAD, W.2

Near Praed Street PAD 3271/2

42 TOTTENHAM COURT ROAD, W.1

Nearst Station Goudge Street MUS 2605

Both addresses open all day Saturday. Close 1 p.m. Thursdays.

All Mail Orders to: Lasky's Radio, Dept. PW, 207 Edgware Rd., London W.2

LASKY'S LATEST! TAPE RECORDER KITS!

Look at these star features

- ★ Very latest Printed Circuit.
- ★ T.C.C. Condensers.
- ★ Amplifier can be supplied fully assembled and connected to Deck.
- ★ New Mullard Valves, EF86, ECC83, EL84, EM34 magic eye, EZ80 rect.
- ★ Choice of Speaker 7 x 4in., 8 x 5in., 9 x 4in., 6 $\frac{1}{2}$ in., 8in., etc.
- ★ Coliaro Studio or B.S.R. Monardeck Tape Deck.
- ★ Complete with Acos 39/1 Mike, Tape and Spool.
- ★ Choice of Carrying Cases.

20 Gns.

(B.S.R. Deck)

25 Gns.

(Coliaro Deck)

All components available separately.

Full details and shopping list post free on request.

SEND FOR LASKY'S 100-PAGE COMPONENTS CATALOGUE, price 2/-, post 6d. Our latest 12-page Bargain Bulletin included free, or available by post separately, price 6d.



LASKY'S CAR RADIO

CAN BE BUILT FOR
£12.19.6

using all brand new components and complete with 7 x 4in. elliptical speaker.

- ★ L. v. operation.
- ★ New hybrid circuit.
- ★ 5-valve Superhet with Transistor.
- ★ New Brimar Valves.
- ★ Low consumption 1.5 amp.
- ★ No vibrator. 12 volt H.T. and L.T.
- ★ T.C.C. Printed Circuit and condensers.
- ★ Tuned R.F. stage.
- ★ Med. and long waves.
- ★ Permeability tuning.
- ★ Small size, 7 x 2in. Fits any car.

Instruction booklet giving full details, circuit diagram, etc. 2/6, post free (returned if you order).

be TRANSISTOR-WISE! be POCKET-WISE!



"RECO" MIDDY ONE

(Med. and Long Waves.) Size $4\frac{1}{2} \times 3\frac{1}{2} \times \frac{1}{2}$ in. Variable regeneration control. High gain Vari Q Ferrite Rod Aerial. "Sonotone" Dynamic Earpiece. Months of listening pleasure from 1 $\frac{1}{2}$ volt pencil. Complete Kit with easy build plans, 39/6, post 1/6.

"RECO" AMAZON TWO

Vest pocket size case. Ferrite rod aerial. Super B.A. Reproducer; fine tone. Covers Med. waves 100-500 metres. On test tuned in Home, Light and the more powerful Continentals. Has variable regeneration control. 59/6, p.p. 2/6.

AMAZON THREE TRANSISTOR PORTABLE POCKET RADIO

Covers 100 to 500 metres and Short Waves.

New improved, super sensitive 5-stage reflexed circuit. Pocket sized case $4\frac{1}{2} \times 3 \times 1\frac{1}{2}$ in. Ferrite rod aerial. Duo-Tone case with contrasting grille in red. Complete kit with easy build diagrams and "Sonotone" dynamic miniature earpiece with moulded insert, £72/6, p.p. 2/6. With B.A. Unit, 69/6, p.p. 2/6. "The tonal quality and bass response is surprisingly good."—Midlands customer.

AMAZON THREE

Fitted mellow toned high grade 3in. 9,000 lines speaker but less earpiece. For good reception areas £49.6. p.p. 2/6. Easy build diagrams free with kit. PP.5 Case.

AFTER SALES SERVICE.

RADIO EXCHANGE CO.

"RECO" PUSH-PULL FIVE

(Size $6\frac{1}{2} \times 4\frac{1}{2} \times 1\frac{1}{2}$ in.) Medium, Long Waves and Trawler Band. Indoors or outdoors this brilliant radio brings Home and Continental Stations to your fingertips. High Grade 3in. Moving Coil Speaker. Regenerative receiver. Push-Pull Output Stage. High Gain Ferrite Rod Aerial. Gleaming Pale Blue Polystyrene Case with Contrasting Speaker Grille in Red. Complete Kit with Pencil battery and easy build diagrams, etc., £69.6, p.p. 2/6. Data 2/6. A customer in Dorset writes—"Makes fine car radio."

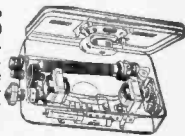
"RECO" TRANSIGEN THREE

(Case as PP.5.) (Medium, Long Waves and Trawler Band.) Entirely self-contained no external aerial required. Fitted Super High Gain Ferrite Rod Aerial. R.F. Stage. On test: tuned in Home, Light, Third, Radio Lux., A.F.N. and many others at good listening level. The Prototype was tested at approximately 50 miles from nearest transmitter. Complete Kit with Super B.A. Reproducer and battery, 75/-, p.p. 2/6. Or with "Sonotone" super dynamic miniature earpiece, 79/6. Data 1/6.



"RECO" PUSH - PULL FOUR

(Med. and Long Waves with two S/W Coils FREE upon request.) Case size as PP.5. New improved circuit. 3in. High Grade Moving Coil Speaker. Bias sensitivity volume control. Ferrite Rod Aerial. Gleaming Pale Blue Polystyrene Case with Contrasting Speaker Grille in Red. Complete Kit with 3 volt battery, £53.6, p.p. 2/6. Data 2/-.



First grade EDISWAN TRANSISTORS supplied with all kits.

27 HARPUR ST., BEDFORD.

Name, address BLOCK letters please.

Telephone 2367

Closed 1 p.m. Saturdays.

Club News

REPORTS OF CURRENT ACTIVITIES

BLACKBURN AMATEUR RADIO CLUB

Hon. Sec.: K. Heap (G3NGZ), 138 New Bank Road, Blackburn.

The club meets every Friday evening at 8 p.m. in the clubroom at The Corporation Hotel, Revidge Road, Blackburn. The club is at present active on top band under the club call sign G3NTJ and hopes to be active on all bands in the near future. The club held its Annual General Meeting in the local fish and chip shop, probably the cheapest annual dinner on record at 1s. 9d. per head. A new committee was recently elected and consists of the following: Hon. Secretary, Mr. K. Heap (G3NGZ); Hon. Treasurer, Mr. E. Whittle (G3EHP); Chairman, Mr. J. Will.

BRADFORD AMATEUR RADIO SOCIETY

Cambridge House, 66 Little Horton Lane, Bradford 5.

Hon. Sec.: David M. Pratt, G3KEP. "Glenluc", Lyndale Road, Eldwick, Bingley, Yorkshire.

Future Events:

May 10th.—"Top Score".

May 24th.—Lecture on transistors by E. C. Bell, B.Sc.

June 14th.—Visit to "Holme Moss".

Meetings commence at 7.45 p.m.

THE BRITISH INSTITUTION OF RADIO ENGINEERS

9 Bedford Square, London, W.C.1.

Meetings for April, 1960.

London Section.—Meetings are held at the London School of Hygiene and Tropical Medicine, Keppel Street, Gower Street, W.C.1.

April 7th at 6.30 p.m.—"The Work of the B.S.I. in relation to the Radio and Electronics Industry" by H. A. R. Binney, C.B.

April 13th at 6.30 p.m.—"Guided Weapon Control" by F. R. J. Spearman, Computer Group.

April 21st at 6.30 p.m.—"Nerve Impulses from Stretch Receptors in Muscle" by Dr. J. G. Nicholls, Medical Electronics Group.

April 27th at 6.30 p.m.—"Electronics in Oceanography" by M. J. Tucker, B.Sc.

April 28th at 6.30 p.m.—Discussion on the Education Committee's Report on "The Education and Training of the Professional Radio and Electronics Engineer".

Cheltenham—South Midlands Section.—Meetings are held at North Gloucestershire Technical College.

April 29th at 7 p.m.—"The Application of Semi-conductor Devices in Power Supplies" by D. D. Jones, B.Sc. This will be followed by the Annual General Meeting of the Section.

Glasgow—Scottish Section.—Meetings are held at the Institution of Engineers and Shipbuilders, 39 Elmbank Crescent.

April 28th at 6.30 p.m.—Annual General Meeting of the Section. Followed at 7.30 p.m. by a programme of Technical Films.

Manchester—North Western Section.—Meetings are held at the Reynolds Hall, College of Technology, Sackville Street.

April 14th at 6.30 p.m.—"The Measurement of Human Performance" by H. Woolf.

Newcastle-upon-Tyne—North Eastern Section.—Meetings are held at the Institution of Mining and Mechanical Engineers, Neville Hall, Westgate Road.

April 13th at 6 p.m.—Annual General Meeting of the Section. Followed at 6.30 p.m. by Chairman's Address. "The Development of Electronics in the North East" by J. Bilbrough (Associate Member).

BRITISH SOUND RECORDING ASSOCIATION

This year the "Amateur Competition" will be renamed "Home Constructors' Competition" and will include a section for work by non-members of the Association. The competition will be held on Saturday, May 21st, at the Royal Society of Arts, London, and there are two classes as follows—(a) Entries submitted by B.S.R.A. members. (b) Entries submitted by non-members.

Apparatus submitted for the competition should be associated with the recording and reproduction of sound, including appropriate test equipment. Exhibits will be judged on the score of technical originality, suitability for purpose, design and finish. Application forms may be obtained from the Association offices at "Greenways", 40 Fairfield Way, Ewell, Surrey. Entries should be submitted not later than May 14th.

CALCOT RADIO SOCIETY

Hon. Sec.: F. Mitchenall, 12 Glenwood Drive, Tilehurst, Reading, Berks.

At the Annual General Meeting the following officers were elected: Hon. Secretary, Mr. F. Mitchenall; Chairman, Mr. S. Woodward; Treasurer, Mr. E. Stears; Committee, Mr. H. Deadman, Mr. C. Stealey, Mr. C. Aldous, and Mr. J. Lansley.

Future events:

April 21st at 7.45 p.m.—Lecture and demonstration by Mr. K. C. Smith of Truvox Ltd. Mr. Smith will lecture on magnetic

sound recording and reproduction. He will give a brief history of magnetic recording systems and demonstrate monophonic and stereophonic recording and reproduction.

May 19th at 7.45 p.m.—Lecture and demonstration by Mr. L. Williams of Belclere Transformers Co. Mr. Williams will display models and give a lecture on sub-miniature electronic techniques and their particular application to hearing aid design.

CROSBY AMATEUR RADIO SOCIETY

Hon. Sec.: K. R. Coates (G3IZT), 132 The Northern Road, Crosby, Liverpool 23.

At the Annual General Meeting of the club the following officers were elected: Chairman, J. Vaughan (G3JUA); Secretary, K. R. Coates (G2IZT); Treasurer, B. J. Read (G3JDT); Committee, L. Howlett (G3LIP), J. Garner (G3KEC), K. Hough (Junior Representative).

Future events:

April 12th.—Open night (Operation of club transmitter).

April 19th.—"Transistors" by B. J. Read (G3JDT).

April 26th.—Open night.

The club has recently purchased a new BC 342 and the whole station layout is being reorganised. Meetings are held at "Colonsay", Crosby Road South, Liverpool, at 8 p.m.

HALIFAX AND DISTRICT AMATEUR RADIO SOCIETY

Candy Cabin, Ogden, Halifax.

Hon. Sec.: A. Robinson, G3MDW.

There was a record attendance on March 1st when a film show was held of amateur activities. A film was also shown by a local Ham G3KLZ on expedition in the Scottish Highlands.

Future Events:

April 12th.—Fire Precautions.

April 26th.—Informal Evening.

May 3rd.—Annual General Meeting.

NORTHERN MOBILE RADIO RALLY

Hon. Rally Sec.: J. Charlesworth (G3JJC), 23 Craven Lane, Gomersal, Nr. Leeds.

The Northern Mobile Radio Rally will be held at Harewood House on Sunday, May 22nd, 1960, by kind permission of H.R.H. The Princess Royal.

PETERBOROUGH AND DISTRICT AMATEUR RADIO SOCIETY

Hon. Sec.: D. Byrne, G3KPO, "Jersey House", Eye, Peterborough.

At the Club meeting on March 4th seven new members were enrolled. It was decided to hold meetings on the first Friday in every month at Peterborough Technical College.

PRESTON AMATEUR RADIO SOCIETY

St. Paul's School, Pole Street, Preston, Lancs.

Hon. Sec.: G. Lancelfield, 35 Briston Road, Frenchwood, Preston.

The club now meets at St. Paul's School on the second and fourth Tuesdays in each month and all meetings commence at 7.30 p.m. The Annual General Meeting was held on January 26th and was well attended. All the serving officers of the club were re-elected, and a new committee was formed. On February 9th a demonstration of a Tiger Transmitter was held and on February 23rd a talk on 2m operation and equipment by G3JAH.

Future Event:

April 12th.—Film Show.

SOUTH YORKSHIRE AMATEUR RADIO SOCIETY

Hon. Sec.: W. Farrar, G3ESP, 2A Highbury Avenue, Bessacarr, Doncaster.

A talk on "Transistors" was given on March 8th by Sgt. Vic Ludlow, G3JLZ, and on March 24th Jack Walker, G3CYS, gave a talk on "CW—for better or worse".

Future Events:

April 12th.—General discussion on aerial systems.

April 28th.—"How to succeed in R.A.E." Hints on examination technique for those about to take the licence exam., by Walter Farrar, G3ESP.

Meetings are held at the Stag Inn, Docklin Hill Road, Doncaster, on the second Tuesday and fourth Thursday of each calendar month at 8 p.m.

WELLINGBOROUGH RADIO CLUB

Hon. Sec.: P. Butler, 88 Wellingborough Road, Rushden, Northamptonshire.

Club Room above W.I.C.S. Fruit Shop in Silver Street.

Meetings are held in the club room every Thursday at 7.45 p.m. At a special meeting on February 25th it was decided to change the name of the club from Wellingborough and District Radio and TV Society to Wellingborough Radio Club. Mr. G. A. Abrams again accepted the Presidency of the club.

Future Events:

April 7th.—Junk Sale.

June and July.—Participation in local Charity Fetes.

(Summer recess July 21st to September 1st, inclusive)

Letters to the Editor

The Editor does not necessarily agree with the opinions expressed by his correspondents

Whilst we are always pleased to assist readers with their technical difficulties, we regret that we are unable to supply diagrams or provide instructions for modifying commercial or surplus equipment. We cannot supply alternative details for receivers described in these pages. **WE CANNOT UNDERTAKE TO ANSWER QUERIES OVER THE TELEPHONE.** If a postal reply is required a stamped and addressed envelope must be enclosed with the coupon from page iii of cover.

Transistors v. Valves

SIR,—I have been reading with interest the various views put forward by the readers of **PRACTICAL WIRELESS** on the above subject. To these I should like to add my views. I would say, "Use valves where valves are applicable, and transistors where transistors are applicable." In the electronics industry many firms are spending large amounts of money in developing transistor circuits to replace valve circuits in existing equipment manufactured by them. I cannot see a firm spending money on such a project, unless there were considerable advantage in doing so. Overall, a transistor circuit is usually cheaper than a similar valve circuit. Where a large number of valves are used, say in a computer, a hundred valves with a heater dissipation of 1.9W per valve, total 190W, a lot of heat to dissipate in a small area! Transistors require no heater supply and consequently their overall efficiency is far greater than that of a valve, particularly at low power ratings. Transistors are now produced in production quantities for amplifiers working in excess of 600Mc/s. There is no difference between the frequency response of a valve amplifier and a properly designed transistor amplifier.

So much for industry, now for the home constructor. Transistor equipment may be so much more conveniently constructed on the kitchen table in the home, than valve circuitry, because it is less mechanical (i.e. no cutting chassis etc.) There are no mains power supplies, a torch battery suffices; and finally many of the transformers and coils may be home-made. The transistor requires a little investigation to understand its function and use—but any project is easy when you know how. Give me transistors any time for the home constructor, 25 per cent theory and 75 per cent practical—result—an interesting hobby for all ages—safe for the young—not too intricate for the old.—**D. W. SAULL** (Hatfield).

The "Old Days"

SIR,—My remarks in the March issue on the "Old Days" were inspired by "Thermion's" recent notes on the subject. Most modern stuff is excellent! I am only against repeated statements by many who never even used it, that all early apparatus was so much junk! The superior finish of much of it is thus overlooked: I wish they would stop plastering capacitors with wax. I prefer

the plastic-covered ones; they do not collect dirt, and the data does not get rubbed off.

I agree that a set for permanent use must be soldered. Electrical connectors are for use when one keeps a set for about a month, then strips it down in order to construct another. Mr. Kirk's assumption, that modern components must be used in modern sets and soldered, to give full results, is of course correct. In my letter, I delved into the past with some old apparatus and blueprints I have. I had the idea that I might recapture some of the early inspiration mentioned by "Thermion." I know that I did, too!—**A. TROWBRIDGE** (Staines).

Capacitors

SIR,—Referring to Mr. Mifsud's query on capacitors in "Open to Discussion" **PRACTICAL WIRELESS**, March 1960, I venture to say that he is wrong about connecting two 16 μ F 300VW in series to obtain an 8 μ F 600VW. In theory this is correct but in practice a small amendment is necessary. If a capacitor has a leakage resistance of 200M Ω and is connected in series with one of a leakage resistance of 400M Ω then one will have a voltage across it which is twice the voltage on the other. So in practice it is found necessary to connect equal value resistors across them. This ensures that the voltage is divided equally across the capacitors. The resistors should be of a lower value than the anticipated leakage resistance of the capacitors.—**D. J. ELLIS** (Wolverhampton).

SIR,—Regarding my query about capacitors in the March issue of **PRACTICAL WIRELESS** I received so many letters from your readers that it is impossible to thank each one by letter so may I through "Open to Discussion" thank all those who helped me in my problem. Their generous information was marvellous, and I much appreciate their help.—**J. MIFSUD** (Malta).

Interference

SIR,—May I suggest that your correspondent M. Reynolds ("Interference," March edition) does a little checking on International Frequency Allocations before making grandiose suggestions for the extension of the Medium Wave Broadcast Band? A quick glance at the frequency lists will show Mr. Reynolds that a fair-sized portion of the wavelengths he suggests could be used for Broadcasting (165 to 700m) are reserved for the Maritime Services—including the all-important International Distress Frequency of 500kc/s (600m)—surely an amendment such as this would only create more confusion—it certainly would not "do its part to stop interference from morse" as your correspondent suggests!—**M. G. HUTCHINS** (Dursley, Glos.).

(Continued on page 77)



A FEW ATTRACTIVE ITEMS FROM OUR STOCK

WAVEMETER Type 1293. 31-59 Mc/s. New condition, complete with Cal. Charts and Mains Power Pack. Large vernier drive. 35/- each. p. & p. 5/-

TACHO-GENERATOR with **INDICATOR**. Speed recording up to 10,000 r.p.m. 20/- per set. p. & p. 2/6

IGNITION TESTERS (English Electric). Brand new with all connecting cables and full spares, Inc. CRT. Ignition faults shown visually. Operating on 6, 12, 24v. D.C. or 240v. A.C. Complete with Instruction Manual. £35 post paid.

PUSH-BUTTON units, 6 and 7 way. With large Ivorine keys and on/off switch. Brand new. 7/6 each. post paid

PRECISION W/W POTS (Colvern). 2.5 or 75 K. Brand new. 4/6 ea. p. & p. 6d.

CHOKES (Parmeko). 6H. 75 mA. Small. New. 3/6 each. p. & p. 6d.

813 VALVE-HOLDERS. 3/6 each. p. & p. 6d.

ROTARY SWITCHES, Heavy duty. 30A. 2/6 each. p. & p. 1/-

SWITCHES, 11-way in Al. Alloy case. Complete with knob and 14 mounted 2.5 K. resistors. 2/6 each. p. & p. 6d.

PRESS SWITCH, 25 amp. 2/6 each. p. & p. 6d.

VCR139a CATHODE RAY TUBE. 25/- each. p. & p. 2/6

PRECISION POTS, 200K. 6/6 each. p. & p. 1/-

DECCA-MATIC AMPLIFIERS. High-quality two-stage. Complete with 8 x 6in. elliptical speaker. Mains operated. Brand new, guaranteed. £4.40 each. p. & p. 3/6

SPEAKERS (Eddystone) 8in. in grey crackle case Brand new. 25/- ea. p. & p. 2/6

WHEATSTONE BRIDGES. 0-210 ohms centre zero galvanometer FSD 2.5 mA. In Teak case. 27/6 each. p. & p. 3/6

ALSO HUNDREDS OF OTHER BARGAINS!

super **RADIOTECH** *limited*

38 MONMOUTH ST., UPPER ST. MARTIN'S LANE, LONDON, W.C.2

Don't forget that we are the sole London Distributors for

LEKTROKIT

The Versatile Chassis Construction System

WEYRAD

COILS AND TRANSFORMERS FOR A 2-WAVE TRANSISTOR SUPERHET WITH PRINTED CIRCUIT AND FERRITE ROD AERIAL

LONG AND MEDIUM WAVE AERIAL—RA2W

On 6 in. rod, 7/16 in. diameter, flying lead connections, 208 pF tuning

OSCILLATOR COIL P50/1AC

12/6

Medium wave in screening can. For 176 pF tuning condenser

5/4

1st AND 2nd I.F. TRANSFORMERS—P50/2CC

470 Kc/s operation with 250 pF tuning in cans.

11/16 in. diameter by 3/4 in. high

5/7

3rd I.F. TRANSFORMER—P50/3CC

Last stage transformer to feed diode detector.

Size as P50/2

6/-

DRIVER TRANSFORMER—LFDT2

Upright mounting with six connecting tags—

1 7/8 in. x 7/8 in. x 1 1/2 in.

9/6

PRINTED CIRCUIT—PCAI


Size 2 3/4 in. x 8 1/4 in. Ready drilled and printed with component positions

9/6

THESE COMPONENTS ARE APPROVED BY TRANSISTOR MAKERS
AND PERFORMANCE IS GUARANTEED.

Constructor's Booklet with full details, 2/-

WEYMOUTH RADIO MANUFACTURING CO., LTD.
CRESCENT STREET, WEYMOUTH, DORSET



LETTERS TO THE EDITOR

(Continued from page 74)

SIR,—Re Mr. M. Reynolds' letter (March issue), surely he must know that it would be most impracticable, if not impossible, to extend the medium wave band beyond 550m, as the main marine communications frequencies would then be interfered with, and the 500kc/s (600m) International Calling Frequency could not be interfered with.

In my opinion, the only answer to the "interference problem" is to control rigidly the number of transmitters working on adjacent, or similar, frequencies, and to arrange them so that they are geographically far apart and times of transmission staggered.

There is, of course, the other alternative, costly and unlikely though it may seem, and that is the limitation of all broadcast transmissions to single-side-band only.—B. HALLAHAN (Sundays Well, Cork).

Resistance/Capacity Smoothing

SIR,—Why do makers of even the higher priced radios, tape recorders, etc., persist in using resistance/capacity smoothing in the power pack design? An example of this happened to me recently when I purchased a famous make of tape recorder of the £70 class. Upon connecting this to an external hi-fi amplifier, the residual mains

hum with any bass boost was most distracting. On studying the circuit it was obvious that the smoothing left a lot to be desired. Upon inserting a choke and additional 16 μ F decoupler, this residual hum was entirely eliminated.

Is it not time that this bad habit of neglecting adequate smoothing in good quality equipment is brought home to manufacturers? True, it is often sufficient for the limited scope of bass frequencies handled by the internal speakers, but it is not good enough when feeding into modern amplifiers. There is no substitute for inductance smoothing; this applies even more so in high gain circuits.—A. M. WARRY (St. Lawrence, I.O.W.).

Morse Code

SIR,—I have been attempting to learn the morse code for some time with a view to taking the R.A.E. eventually. However, I am rather lacking in practical information about how the code is actually used by hams. For instance, does anyone use the "Ch" (of four dashes)? Is it reserved for words such as "character" or is it only used in foreign languages? Also, does anyone bother to use punctuations?

How much of the "Q" code is an amateur likely to use, and is it worth learning the "Z" code?

If any ham can give help, please do so, as I am sure that I am not the only one who would like to know.—R. C. WOODALL (Bradley House, 5 Barley Road, Rugby, Warwickshire).

AVC CIRCUIT FOR TAPE RECORDERS

(Continued from page 54)

Presuming that the AVC unit is to be housed remotely, then a neat outlet should be fitted to the tape recorder to accommodate input and output connections. An octal socket fitted to the cabinet should prove satisfactory and a connector should be made up, terminating in an octal plug to fit the recorder socket.

In the recorder, the output from the pre-amplifier stage (after the equalising circuitry where this follows the pre-amplifier immediately) should be disconnected from the input of the following stage, and taken to one pin of the octal socket. Pin 5 is recommended as in Fig. 5. Pin 6 of the same socket should carry a screened lead to the input of the main tape amplifier. This arrangement leaves the AVC unit effectively bridging the gap between pre-amp and main amplifier.

All that remains is to connect up the power supply leads, tapping into the tape recorder supplies if they are of sufficient capacity, and to try the unit out. Some initial setting up, best determined by means of listening tests, will be necessary to obtain the best results from the unit, and this is accomplished by adjustment of the two variable controls within the unit.

R.C.A. MASTER OSCILLATOR

The Advertising Agents for Messrs. P. C. Radio Ltd., of 170 Goldhawk Road, London W12 have asked us to state that an error was made in the price of the R.C.A. Master Oscillator in their advertisement on page 1016 of the April issue. The price should be £27 10s. 0d. and not, as stated, £7 10s. 0d.

A COMPREHENSIVE PRE-AMP

SEVERAL queries have arisen following the publication of the article "A Comprehensive Pre-amp" in the March and April issues. In the radio input circuit, Rb and Rc constitute a potential divider and, as explained on page 953 of the March issue, their values are adjusted so that the signal reaching the grid of VI is of such a magnitude as to ensure that the pre-amp is not under- or overloaded. The value of (Rb + Rc) should be about 1M. They may be considered as equivalent to a conventional volume control, Rb being the part above the slider and Rc the part below the slider. Thus, values of, say, 100k for Rb and 1M for Rc, would give little attenuation while 1M for Rb and 100k for Rc would attenuate the signal considerably. The values of Rb and Rc therefore need to be adjusted experimentally to suit the radio unit in use. The test of their correct adjustment is that the volume control operates smoothly with adequate control of volume level—from zero to maximum—spread over the total length of the track.

Three pick-up input circuits were given in Fig. 2 (page 953 of the March issue): the top left pick-up input circuit is intended for use with magnetic types with a maximum output greater than 50mV, the top right circuit for the Collaro Studio P, and the lower circuit for the Collaro transcription pick-up. A few printing errors occurred in the list of components: R9 is 560k; R19 100k; R22 2.7k; C13 4700pF and C30 0.1 μ F. In Fig. 5, on page 1025 of the April issue, the left hand tag 8 of group board 2 should be joined to the left-hand side of the 22k smoothing resistor (tag strip 1). It should be noted that owing to the complicated nature of the wiring of the pre-amplifier, it was necessary to omit certain wires from the drawings and therefore construction and wiring should be checked with Fig. 1 (the circuit diagram) as it progresses.

HOLIDAY ACCOMMODATION

CASUAL WEEKENDS or holidays.
Try **RECVLER LODGE (P.W.)**,
Beltinge, Kent.

RECEIVERS & COMPONENTS

POWER IN PACKETS. Too good to keep in stock. Sig Gen and Wavemeter Type W1649 in lined box. Freq. 140/240Mc/s. Accuracy 0.5Mc/s. Freq. of Het. W. Meter 155/255Mc/s. Accurate to 0.2Mc/s. Containing 5 Meg Xtal. 4 VR91. VR135. And complete with instruction book by makers. 30/- each delivered. 6.3x120V required. The type 426 a single Xtal control unit at 24/6 delivered, and the 426A 6Xtal control unit at 33/6 each delivered are going very well. Have you received yours yet? Stamp for details. As usual Hts inc. 162x123x3 V.H.T. at 10/9 each inc. post. R. J. DIGGINS. 129/133 Radnor Street, Hulme, Manchester 15.

EX-MANUFACTURERS

4-Valve Portable Printed Circuit Kits, complete with Cabinet and Plans. 35/- p. & p. 2/6.
Small Amplifier or Radio Cabinets. 9/6, p. & p. 2/-
Box of Assorted Knobs, Resistances and Condensers. 5/-
Quantity of Nuts, Bolts and Screws. B.A. A MUST. 5/-
All Goods Brand New at Fraction of Cost.
TELESERVICE & CO.
139 OLD STREET, E.C.1

SPEAKER REPAIRS. Cones/Fields fitted. Clock Coils Wound. L.S. REPAIRS, Pluckley, Ashford, Kent.

VALVES (12 months' guarantee) and components of all kinds (not surplus). Send stamp for lists. A.1. RADIO COMPONENTS, 14 The Borough, Canterbury.

TRANSISTORS OC71 type 5/-. R.F. type 5/9. Power output OC72 type 6/6 each. A.F. type 4/9. D.B. CARTER (ELECTRONICS) 347, Ladywood Road, Birmingham 12.

ANNAKIN

TR.1996 Units.—Complete with valves. Modulator No. 105. 20/- each. Post 2/-
Transmitter No. 81.—With 7T15. QV04-7. 2-EL91. 2-6F91. Xtal. 45/- each. Post 2/3.
Receiver No. 114.—25/6 each. Post 1/9.
IF Strip No. 476.—22/6 each. Post 1/9.
Receiver H4A-ARRC.—Has 7-9001. 3-6AK5. 1-2A5. MW and USW ranges. Usual. Less dynamo. Only 21/- each. Post 3/3.
Plessey Speakers.—New. 7in. x 4in., 17/6 each. Post 1/6.
A.F. Transformers.—1 ohm-300 ohm. 1/- Post 1d.
Frost Warning Thermostats.—Low voltage. 1/8. p. & p. 7d.
Smoothing Chokes.—10H. 60ma. 1K. 2/- Post 1/6.
Motometers.—500 ohm. ww. New. 1/- each. Post 1/3.
Periscope Prisms.—Per pair. 3/-. Post 1/9.
Mikes.—Carbon. Smart case. 3/- each. Post 1/6.
Valves.—VR150/30. Neon regulator. 4/- each. p. & p. 6d.
Choke Bobbins.—Fine wire. 11lb. 3/-. Post 1/9.
Headset.—HS38. 200 ohm. No H'band. 7/- Post 1/-.
Muffhead Drives.—No dial. New. 4/- Post 11d.
USW Tuning Condensers.—9d. each. Post 6d.
Valves.—EC53. USW triode. 3/6 each. Post 6d.
Modulation Transformer.—Or OK for output. suits push-pull EL32 valves. 2/- each. Post 1/6.

Mail Order Only.

Mainland only. No Export. CWO only. Send stamped addressed envelope for Lists.
25 Ashfield Place, Otley, Yorks.

RATES: 5/6 per line or part thereof, average five words to line, minimum 2 lines. Box No. 1 - extra. Advertisements must be prepaid and addressed to: Advertisement Manager, "Practical Wireless", Tower House, Southampton St., Strand, London, W.C.2.

"WEYRAD" TRANSISTOR RECEIVER

COMPLETE KIT—LONG & MEDIUM-WAVE PUSH-PULL O.P. £9/12/6
CONSTRUCTORS DOORLET ... 2/-
Send S.A.E. for Shopping List.

WESTHAM RADIO SUPPLIES
Rear of 176, Abbotsbury Road
WEYMOUTH, DORSET

CALLING 9IN. TELEVISION OWNERS.—Brand new factory fresh 9in. Ferranti Tubes, originally £14/10/-. Will replace Mazda, Brimar, G.E.C., etc., £4/10/- each; 6 months' guarantee. TOMLINS, 127 Brockley Rise, Forest Hill, S.E.23.

MULLARD TUBES. reclaimed. 6 months' guarantee. 9in., 30/-, 12-14in., 50/6. 17in. 79/6. All pictures tested. **FITTED FREE.** Picture shown to callers. Other makes' types, cheap. Salvaged spares for modern and obsolete sets. Prices from: LOT 17/6. FOP 7/6. Osc. Tr. 6/-. Maina tr. 10/-. Valves 1,000 types in stock. EP91, EB91. 6J5, 2/6. EP80, 10F1, UF42, 3/6. Save money. Send a S.A.E. with enquiries or for free list. "ST. JOHN'S RADIO" 156 John's Hill, S.W. 11. (BAT9838).

RECLAIMED VALVES, tested and perfect; huge stocks; all one price. 5/-, plus 6d. postage each. Delivery by return. LEWIS, 57, Chalford Walk, Woodford Green, Essex.

BRAND NEW, bankrupt stock: DF96. EL84, N389/30P12, Transistors OC71. All 7/- each. Tubes 7401A, 7404A. £8 each. All types of Radio equipment bought & sold, part-exchanged. **NORMAND TELEVISION,** Normand Road., W.14.

50-WATT POWER AMPLIFIERS, rack mounting, input 200/250 v. A.C. only 35k (15/-), less valves, requires —MH4, 2—PX25, 1—5U4; 21in. MILLIAMMETERS, 21in. 0/1. 20/- (2/6). **TYPE 3 POWER UNITS,** de luxe model with 2 meters, 55/- (17/6 includes 10-repairable case). **MONITOR 58** (indicator 24R and Power Unit 575). £8 (20/-). **VIRBA-1AKS,** 9v. D.C. to 250 v. 10% m.a., smoothed. In case, 15/- (3/6). **MOTROLA POLICE CAR TRANSMITTERS,** 30/40 mcs., F.M. 6v. input. 10 valves, 30 watts. £12/10/- (19/6). **OC-659J TRANSMITTER RECEIVERS,** 6, 12 or 24 v. input, with separate Power Unit 21/10/- (15/-). **PLESSEY 6 FT. TRANSMITTER CABINET** open front for standard 19in. panels, full length rear door with latch, ventilated top and sides. £4/10/- (20/-). **R-201 BRIDGE UNITS** give D.C. output from Radio Receiver for teleprinters, modulators, etc., 23 v. input. £12/10/- (15/-). **DA-30 OUTPUT VALVES,** 20- (1/-), 40IN. **MOBILE WHIP ANTENNAE,** one piece, with loading coil in base effectively increasing length to 12ft..

SEND FOR 40-PAGE LIST OF OVER 1,000 DIFFERENT ITEMS.

American super finish. 35- (5/-). **AMPLIFIERS AMERICAN,** 40/250 ohms input, 300 and 2,000 ohms output with 2-12J5 and 2-12A6; 24 v. input, with dynamo. 9in. x 5in. x 5in. 20/- (5/-). Amounts in brackets are carriage England and Wales.

We have large quantities of "bits and pieces," and can probably help your needs. Please enquire—everyone answered.

P. HARRIS, Organford, Dorset

RESISTORS.—100 new, wire ended, assorted, all types. 7/6 box, post free. **COOK'S OF BEDFORD,** 29, St. Mary's St., Bedford.

DUD TRANSISTOR? Know for sure. Simple pocket tester 18/-, s.a.e. details: R. & E. LAMB, 17 Queens Road, London E.11.

COMPONENTS. Valves, Tubes, etc. Write or phone for free list. **ARION TELEVISION,** 4, Macted Rd., Peckham, S.E.15. (New X 7152.)

H.M.V. 15IN. English Electric 15in., Ultra, etc., Televisions, not working, originally £175 each. £5/10/-. **TOMLINS,** 127 Brockley Rise, Forest Hill, S.E.23.

GUARANTEED VALVES from 6d. Lists 3d. **HAMILTON RADIO (W),** 237, Sedlescombe Road N., Hastings.

FM - AM STEREO

Radiogram chassis - CB8

Paired output 6 watts. Plain or Stereo Records. A hand-built quality unit with two speakers.

ONLY £20.

BEL SOUND PRODUCTS CO.

Marlborough Yard, London, N.19.
ARC 5078

BENDIX RECEIVERS RA-10, 4-band superhet. 150k/s-10M/s. 8 valves; 6SK7-Mixer; 6X8-Mixer; 2-6SK7-I.F.; 6RT-sec. det.; 6C5-BFO; 6K6-OP; 6H6-diode. Built-in P.U. 24V. Clean. Size 6 1/2in. x 15 1/2in. Easily converted to mains as described on p. 453 Sept. 1957 "P.W." £4, p.p. 10/-.

AMERICAN RT-37/PPN-2 lightweight portable Tx-Rx 214-238Mc/s, brand new composed of Tx-Rx (9 valves: 5-3A5; 3-1S5; 1-1R5); built-in 2V. Vibrator Pack; square vibrator; head-set; connector leads; 10ft collapsible aerial; instr. book. £3/15/-, p.p. 7/6.

CRYSTAL FILTER UNITS, HRO 455kc/s with crystal set and phasing controls, new boxed. £1, p.p. 2/-, E.W.S. CO., 69 Church Road, Moseley, Birmingham 13.

KINGSLAND

ELECTRONIC COMPONENTS

Stupendous Offers

Hurry while stocks last. Set of 4 Files with handles, Set of 13 Drills from 1/4in. in case, and Neon Mainstater, 11/-, p. & p. 1/3. Set of 4-Piece Two-way Screwdrivers in case, 5-Piece Saw Set, Junior Hack-saw, 10/6, p. & p. 1/9.

BAIGAIN PACK. Pair Throat Microphones, 150 Assorted Screws, 2ft. 2in. Screened Lead with socket, one 5 Henry 200 mA Choke, 3 Electrolytic Condensers, 6 Knobs, 3 Toggle Switches, 6 Octave Valve Bases, 1 Waveband Switch, 6 Coax. Plugs, 6 Assorted Coils, 6 Cartridge Fuses, 6 Potentiometers, 6 W.W. Multipliers, Festoon Lamp and Holder. Coil of Wire, 15/6, p. & p. 3/6.

New 115 v. Relay's 15 amp., 7/6, p. & p. 2/6. Instrument Rectifiers with Circuits, 5/6, 6 v. or 12 v. Vibrators, 2/6 each, p. & p. 1/-, 6 Assorted Droppers, 5/-.

Radio Chassis, over 200 useful parts, 7/6, p. & p. 4/6.

Mike and Pick-up Transformers. Ideal for Baby Alarms, 4/6, p. & p. 1/-
100 Assorted Condensers or Resistances or 50-50, 5/-, p. 1/9.

New Headphones, low impedance, ideal for crystal sets, etc., 4/6, p. & p. 1/8.

6 Assorted Potentiometers, 5/-, p. & p. 1/8.
182 KINGSLAND RD., SHOREDITCH,
E.2. Tel.: SHO 6572. Sorry, U.K. only.

FOR SALE

BAKELITE CABINETS 5/9. Brand new. Colour brown. Attractive design. Size: 12in. x 7in. x 5 1/2in. Ideal for small receivers. P. and P. 3/3. **COIL PACK SETS 3/9.** Bargain inc. 2w/and coil pack, 2 gang condensers, and pr. 465 I.F.'s. P. and P. 2/3. **PRESS BUTTON COIL PACK 5/9.** 3w/and P.M. gram. P. and P. 1/6. **8IN. P.M. SPEAKER 5/9.** 2-5 ohms. Complete with O.P. Trans. 10/-. P. and P. 2/9. — **P.P. COMPONENTS LTD., 219, Ilford Lane, Ilford, Essex, U.K. Only.** Mail orders only.

AMERICAN MAGAZINES. Year's subscription Electronics World 43/-; Radio Electronics 35/6; Audio 35/-. Specimens 5/- each. Full catalogue free. **WILLEN LTD. (Dept. 40), 9 Drapers Gardens, London, E.C.2.**

**Below Manufacturer's Cost!
DECCA 3 WATT
GRAM AMPLIFIER**

Incorporates ECL82 double valve and metal rectifier, voltage adjustable mains transformer. 200-240v. A.C. volume and tone controls. Complete with Celestion 8in. x 6in. elliptical Hi-Fi Speaker. Suits all pick-ups. Made to stringent specification for Decca Hi-Fi equipment.

ONLY £3-19-6 P. & P. 2/6. Two would make ideal Stereo System. All record playing equipment in stock. **TELESONIC LTD. (Dept. P.W.), 153 Tottenham Court Road, (adjoining Odeon Cinema), London, W.1. EUS 2211.**

SATISFACTION ASSURED. — 12in. Televisions £9/10/-, 14in. £16, 17in. £19/10/-. Write for quotation, stating requirements. We guarantee satisfaction. **TOMLINS, 127, Brockley Rise, Forest Hill, S.E.23.**

LINE TERMINATION UNIT, P.O. with hand generator. P.O. bell 3X503VR valves, Key Switches, Potmeters, Transformers, etc. Brand new crated, 45/- delivered free via B.R.S.

WESTECTORS, WM112 centre tapped, box of 12. 5/-.

SPLIT ANODE ADAPTORS, new, 3/6.
BEAM FILTERS-with 2 Jacks and Plug, 12/6.

FUSES, 250M/A. glass box of 100. 5/-.
PUSH BUTTON CONTROL BOXES, BC602B. 3/-.

SWITCH SP. ST. TOGGLE, Rotary, 1/-.
CYLDON CERAMIC TRIMMERS, 500pF + 500pF. 2/-.

BLOCK CONDENSERS, 8 + 8 + 8 MFD at 450VDC WKG, 4/-. Send for Block Condensers List.

TUBULAR CONDENSERS. Sprague 01MFD 75V WKG. 1.500 Peak Volts, 7/6 per doz. Separate List for Tubular Condensers.

POTMETERS, 5K Colvern, 1/-, new boxed.

Hundreds of Bargains every month. Send name, etc., for inclusion on free mailing list. All items post free.

E. R. NICHOLLS

EX-GOVERNMENT ELECTRICAL SURPLUS
33-35, CARRINGTON FIELD STREET, HR. HILLGATE, STOCKPORT.

SUB-MINIATURE SOLDERING INSTRUMENTS

Ultra-lightweight—only 1/2 oz.! The most efficient tool for all Transistor and other delicate soldering. 6 volt 9 watt. 10/9 post free, or with isolating transformer for A.C. Mains. 14/6 plus 1/9 p. & p.

**KENNETT & COMPANY
DOE PARK, DENHOLME, YORKS.**
Trade enquiries invited.


ASTOUNDING VALUE.—9in. Televisions 45/-. 12in. Televisions 70/-. 14in. £9/10/-. 15in. £5/10/-. 17in. £14. Complete but not guaranteed working, as received in part exchange. **TOMLINS, 127, Brockley Rise, Forest Hill, London, S.E.23** All famous makes available, carriage 7/6.

**BLANK CHASSIS
MADE TO ORDER
SAME DAY SERVICE**

Metalwork Dept.
H. L. SMITH & CO. LTD.
287-289 Edgware Road, London, W.2.
PAD. 5891-7595.

ELECTRONIC ORGAN components. Baldwin circuit. Bargain for enthusiast. Includes 2-manual console which requires refinishing and keys recovered, but has all woodwork practically complete including tab stop screened compartment. Key contacts require to be made. Practically all components needed to make the twelve tone generators (one sample generator completed). Other sub-chassis made and fitted ceramic valveholders ready for wiring. Valves including 36 6SN7s, resistors, condensers, chokes to specification, power pack with special mains transformer, almost complete. Laminations for divider transformers specially made by M.E.A. Also enough correct winding wire, etc., etc. Complete with circuit diagram and constructional details. Regret just haven't the time to build. Prepared to deliver free to London. Sacrifice. £65 lot. **SLATER, c/o Sleydrie Ltd., Bishopstoke, Eastleigh, Hants.**

STEREOPHONIC CABINET



47in. long to house Tape Deck or Gram. Control Panel 15 1/2in. x 15 1/2in. baffle 46in. x 12in. and record storage. Tygan grille. Price £22/10/- or 67/6 deposit and 9 payments 45/8 monthly. In oak, walnut or mahogany veneers. Delivery 12/6. Write for New List Stereophonic Cabinets—
A. L. STAMFORD LTD.
84-86-98, Weymouth Terr., off Hackney Road, London, E.2. Dept. A29.
SHO 5003.

AMATEUR SELLING UP, F.M. Receiver ARR3. 50/- Pair EL34's, £1. Radar set R-36 (24 valves), £3, etc. S.A.E. for list. All letters answered. Box No. 26.

WANTED

A PROMPT CASH OFFER for your surplus Brand New Valves, Speakers, Components. Test Instruments, etc. R.H.S., 155, Swan Arcade, Bradford, 1.

URGENTLY REQUIRED, new Radio, Television or Industrial Valves. Also old and obsolete types. Cash prices offered for any quantity. Write, call or phone. **MIT 6202, 201, Streatham Rd., Mitcham, Surrey.**

WANTED. Service Sheets and Manuals. No quantity too large, or too small. Highest prices paid. **SULTAN RADIO, 29, Church Road, Tunbridge Wells, Kent.**

WANTED VALVES

All types for prompt cash. Must be new. State quantity

WILLIAM CARVIS LTD.
103, North Street, Leeds, 7.

SERVICE SHEETS

SERVICE SHEETS. — We have the largest stock of Radio and TV Sheets in the country for sale at 4/- ea. Why tolerate delay in obtaining your supplies when we will dispatch by return? **1960 Radio and Television Service Sheet List Now Ready, 1/-.** Also Manuals for sale and hire. List 9d. S.A.E. please. Mail orders only. **S.P. DISTRIBUTORS, 11 Old Bond Street, London W.1.**

SERVICE SHEETS.—Huge stock at 4/- ea. List 1/-. Immediate delivery. **GLOBE SUPPLIES, 33 Fairfield Close, Sidcup, Kent.**

SERVICE SHEETS, TV 4/- ea. Radio 3/- ea. List 1/-. All orders dispatched on day received. C.O.D. if required. Also Manuals for sale and hire. Mail orders only. **SULTAN RADIO, 29 Church Road, Tunbridge Wells, Kent.**

SERVICE SHEETS for sale, all types, from 1/-. Free fault-finding guide with all service sheets. 100 T.V. Service Sheets covering 330 popular models, 18/6. Radio, T.V., Electronic, Books: s.a.e. lists/enquiries. **HAMILTON RADIO (W), 237, Sedlescombe Rd. N., Hastings.**

FAULTFINDER FILES, showing common faults that each receiver is prone to, and other useful servicing information, 2/- ea. List 6d., plus postage. **S.P. DISTRIBUTORS, 11 Old Bond Street, London, W.1.**

38 SET WALKIE TALKIE

CIRCUIT INFORMATION

Alignment Procedure. Typical faults in Ex W.D. Sets. Component location diagrams. Circuit diagram. Complete Circuit description. Instruction for use, etc. P.O. 5/-. Address in block capitals, please.

CAMPBELL

Laundry Lane, Hungerford, Berks.

(continued on next page)

SERVICE SHEETS

(continued)

SERVICE SHEETS. Radio, TV, 5,000 models. Lists 1/-, S.A.E. enquiries. TELRAY, 11, Maudland Bk., Preston.

SERVICE SHEETS

RADIO and Television

Over 100,000. S.A.E. for List. Large stock of obsolete Radio and Television Valves.

JOHN GILBERT RADIO

20, Extension
Shepherd's Bush Market, London, W.12
SHE 3052

EDUCATIONAL

INCORPORATED Practical Radio Engineers home study courses of radio and TV engineering are recognised by the trade as outstanding and authoritative. Moderate fees to a limited number of students only. Syllabus of Instructional Text is free. The "Practical Radio Engineer" journal, sample copy 2/-. 6,000 Alignment Peaks for Superhets, 5/9. Membership and Entry Conditions booklet, 1/-. all post free from the SECRETARY, I.P.R.E., 20, Fairfield Road, London, N.8.

WIRELESS. See the world as a Radio Officer in the Merchant Navy; short training period; low fees; scholarships, etc., available. Boarding and Day students. Stamp for prospectus. **WIRELESS COLLEGE,** Colwyn Bay.

LEARN RADIO AND ELECTRONICS the new practical way! Hosts of absorbing experiments carried out at home under expert guidance to teach you Radio in a new, enjoyable and interesting way. Construction, servicing and fault finding on equipment made easy for the first time! No previous experience needed. No mathematics used. Free brochure from: Dept. 11 P.W., RADIO-STRUCTOR, 40, Russell St., Reading, Berks.

LEARN-AS-YOU-BUILD Course in basic radio, electronic and electrical theory with practical training building a 4-valve TRF and 5-valve super het radio receiver; Signal Generator and High-quality Multi-tester. Write for free book: INTERNATIONAL CORRESPONDENCE SCHOOLS, Intertext House, Parkgate Road (Dept. 541), London, S.W.11.

★ LEARN ★

RADIO & T/V
SERVICINGfor your OWN
BUSINESS/HOBBY

by a new exciting no-maths system, using practical equipment, recently introduced to this country.

FREE Brochure from:—
RADIOSTRUCTOR

DEPT. JG77, 46 MARKET PLACE,
READING, BERKS. 5/60

SITUATIONS VACANT

ELECTRICIANS with experience in any of the fields of light current electrical work, radio communication, electronics, or automatic control and instrumentation, required by Trinity House, London, at their Blackwall Depot, for installation and maintenance work on lighthouses and light vessels. These posts are suitable for those with radio or telecommunication servicing experience, including service in H.M. Forces. Scale of pay £11/13/2 to £12/17/2 per week plus overtime and allowances. Apply to Workshop Superintendent, TRINITY HOUSE DEPOT., ORCHARD PLACE, BLACKWALL, LONDON, E.14. Tel.: EAST 3044.

T/V AND RADIO, A.M.Brit.I.R.E., City and Guilds, R.T.E.B., Cert., etc., on "No pass—no fee" terms. Over 95% successes. For details of Exams and Courses (including practical apparatus) in all branches of Radio, T/V and Electronics, write for 148-page handbook, free. B.I.E.T. (Dept. 242G), 29, Wright's Lane, London, W.8.

A.M.I.Mech.E., A.M.Brit.I.R.E., City and Guilds, G.C.E., etc., bring high pay and security. "No pass—no fee" terms. Over 95% successes. For details of exams and courses in all branches of Engineering, Building, Electronics, etc., write for 148-page handbook, free. B.I.E.T. (Dept. 242B), London, W.8.

STUDY RADIO, TELEVISION AND ELECTRONICS with the world's largest home study organisation—I.C.S. Courses for the enthusiast and for those seeking examination qualification. Brit.I.R.E., City and Guilds, R.T.E.B., etc. Build your own equipment with Practical Radio Course. Write today for Free book: INTERNATIONAL CORRESPONDENCE SCHOOLS, Intertext House, Parkgate Rd. (Dept. 541A), London, S.W.11.

CITY AND GUILDS (Electrical, etc.), on "No pass—no fee" terms. Over 95% successes. For details of Electrical Engineering, Applied Electronics, Automation, etc., send for our 148-page handbook, free and post free. B.I.E.T. (Dept. 242A), 29, Wright's Lane, London, W.8.

APPOINTMENTS

WANTED 677 Trainee
Engineers

The Electricity Supply Industry has vacancies this year for 677 recruits to its engineering training schemes. They are required both by the Central Electricity Generating Board and by the 12 Area Electricity Boards.

83 university graduates are needed as graduate trainees. They should possess a degree in electrical or mechanical engineering of a British university.

73 technical college graduates are required as engineering trainees. They should possess a Diploma in Technology, a College Diploma, a Higher National Diploma or a Higher National Certificate in electrical or mechanical engineering.

521 school-leavers are needed as student apprentices. There are two levels of entry: for those who possess a good Ordinary level G.C.E., including passes in maths and science, and for those who have taken G.C.E. at "O" level and have also obtained passes in maths and physics at Advanced level.

Training for university and technical college graduates is by means of a planned two-year course of practical experience,

satisfying the requirements of the professional institutions.

Training for school-leavers is by means of a five-year apprenticeship, including day-release or a Sandwich Course, leading to a professional engineering qualification.

On satisfactory completion of training, all trainees are guaranteed employment in this essential, expanding industry. A wide range of careers is available in many types of engineering—generation, transmission, distribution, commercial and research. Because the demand for electricity doubles every ten years, the prospects of promotion are good.

For further information write to:

The Education and
Training Officer,
The Electricity Council,
155 Winsley Street,
London, W.1

PUBLIC APPOINTMENTS

AIR MINISTRY have vacancies for civilian **RADIO TECHNICIANS** at Royal Air Force Carlisle and at other R.A.F. Stations throughout the United Kingdom for the servicing, repair, modification and testing of air and ground radio and radar equipment. Commencing salary (national) (according to age) is £525-£670 p.a. Maximum salary £795 p.a. These rates are subject to a small deduction at certain provincial stations and to a small increase in London. Annual leave 3 weeks 3 days, increasing to 4 weeks 2 days after 10 years' service. 5 weeks after 20 years' service and 6 weeks after 30 years' service. Apply giving details of qualifications, and experience, mentioning this advertisement, direct to the Officer Commanding, 14 MAINTENANCE UNIT, R.A.F. CARLISLE, or to AIR MINISTRY, C.E.4b, LONDON, W.C.1. for vacancies in other areas, or any Employment Exchange quoting Carlisle 701.

SOUND RECORDINGS

TAPE/DISC/TAPE transfer. 1,800ft. American LP tape. 32/6. **UNIMIXER** Mixing Units for quality. **SOUND NEWS**, 10 Clifford St., London, W.1.

MISCELLANEOUS

**PROTECT YOUR CAR AT NIGHT
"LITON"
PHOTOELECTRIC
PARKING LIGHT
SWITCH**

will switch your lights on at dusk—off at dawn, automatically, while you are at work, in bed, or away from home. Controlled by light. Transistorised. Avoid accidents, fines. Save your battery.

**KIT OF PARTS, 52/6
BUILT AND TESTED, 57/6**

Pat. Pending. Send 6d. stamp for pamphlet. "St. John's Radio," 156 St. John's Hill, S.W.11. **BATTERSEA 9838**

MAKING YOUR OWN TELESCOPES. Enlargers, Projectors, Viewers, Microscopes, Episcopes, etc. then our booklets "How to Use ExGov. Lenses and Prisms" Nos. 1 and 2 at 2/6 ea., will show you easily and quickly how to achieve the finest possible results at lowest possible cost. The most comprehensive lists of optical and scientific equipment in the British Isles is free for s.a.e. **H. W. ENGLISH**, Rayleigh Rd., Hutton, Brentwood, Essex.

YOU READ MUSIC ?

Then how about making yourself an electronic organ? Constructional data available—full circuits, drawings and notes. It has 5 octaves, 2 manuals and pedals with 24 stops—uses 41 valves. With its variable attack you can play Classics and Swing.

Write **NOW** for free booklet and further details to **C. & S., 20, Maude Street, Darlington, Durham.**

LYONS RADIO LTD.

Dept. M.P., 3, **GOLDHAWK ROAD, SHEPHERD'S BUSH, LONDON, W.12**
Telephone: *SHEpherd's Bush 1729*

ELECTRIC MOTORS. Capacitor start type in used condition but good working order. Operate from 200/250 v. A.C. mains. 1420 H.P.M., PRICE ONLY: One-quarter H.P. 49/6; One-sixth H.P. 45/-. Carriage 5/6.

ILLUMINATED SOLDERING IRONS. 30 watt with pencil bit, designed to make a perfect soldering job, incorporating a 6.3 v. lamp in its plastic handle directing a beam of light directly on to the soldering point. Chrome plated trivet on handle serves as a bench-stand or hanger. PRICE ONLY 22/6, post 1/-.

WAVEMETERS, TYPE W.1239. Rectifier type employing valves VR92, 6J5, V1103 (tuning indicator) and 6X5. Frequency range 39-51 Mc/s. Tuning control fitted with Muir-head slow-motion drive having a dial clearly calibrated 0/100 with vernier scale, own built-in power pack for operation from 200/250 v. 50 cs. A.C. mains. Housed in copper lined wooden instrument cases, 15 1/2 x 9 x 10 1/2 in. Really high-grade instruments which would make a useful addition to any laboratory or as a source of useful components for building other equipment offer equal value. PRICE ONLY 55/-. carr. 8/6.

5-WAY CABLE. Each conductor 9/012nd. copper rubber insulated and colour coded. Outside dia. approx. 1/4 in. PRICE ONLY 35/- for 100 yds., 20/- for 50yds., 12/6 for 25 yds.

EQUIVALENTS MANUAL. Presents interchangeability data on every electronic tube and semi-conductor available in the world today. Includes receiving valves, TV C.R.T.'s, Industrial, Army, Navy, Air Force types, sub-miniatures, Magnetrons, Klystrons, Transistors, etc., etc. More than 20,000 types listed. PRICE ONLY 9/6, post 10d.

Just Published!

**FUN WITH
SHORT WAVES**

Gilbert Davey's second book for amateur radio enthusiasts, which covers in detail the making of battery operated one-, two- and three-valve receivers, superhet converters, a superhet shortwave receiver, V.H.F. and frequency-modulated designs, 33 drawings.

11s. 6d. net.

Published by

EDMUND WARD

and available from all good bookshops.

ASTRAL RADIO PRODUCTS

'TONE RADIO.' 32-page illustrated booklet. Simple wiring instructions for Crystal Set, 1, 2, 3 Valvers, 2/-, post 3d. **TRE COILS,** 7/-, pr., post 6d. **DUAL WAVE HF Coil** with **REACTION,** Specified for 'Summer All Dry Portable', A.C. Double Triode 1', etc., 4/6, post 3d. **1FT's Miniature,** 1" x 1 1/2" x 2 1/2" in cans. Extra high 'Q', Special offer, 9/-, pr., post 6d. **Crystal Set Coils, L. & M.W. 2/6,** post 3d. **82 Centurion Road, Brighton**



TRANSISTOR

AUDIO AMPLIFIERS

250 mW Class B push-pull using GET114 transistors, operating from a 6V supply. Class B single-ended push-pull (Transformerless) using GET114 transistors, operating from a 9V supply.

500 mW Class B push-pull using GET114 transistors operating from a 6V supply. Class B single-ended push-pull (transformerless) using GET114 transistors, operating from a 9V supply.

1 W Class B push-pull using GET114 transistors, operating from a 6V supply. Class B single-ended push-pull (transformerless) using GET114 transistors, operating from a 12V supply.

2 W Class B push-pull using GET116 transistors, operating from a 12V supply.

3 W Class B single-ended push-pull (transformerless) using GET115 transistors (mounted on 3" x 3" fins) operating from a 12V supply.

These are a selection from the range of audio amplifier circuits using G.E.C. transistors. For details of any of these circuits or information on the wide range of G.E.C. transistors, please write to :

G.E.C. SEMICONDUCTOR DIVISION

School Street, Hazel Grove,
STOCKPORT, CHESHIRE.

NEW VALVES !

Guaranteed Set Tested
24 HOUR SERVICE

1R5, 1S5, 1T4, 354, 3V4, DAF91, DF91, DK91, DK92, DL92, DL94, SET of 4, 21/6.
DAF96, DF96, DK96, DL96, SET of 4, 27/6.

1D5	8/-	DL33	8/6	PCL82	8/9
1R5	6/3	DL35	10/6	PCL83	12/6
1S5	4/9	DL92	6/3	PENA4	11/-
1T4	4/3	DL94	7/3	PEN36C	8/-
354	6/3	DLC6	6/1	PL36	11/6
3V4	7/3	EB34	7/11	PL38	14/6
5U4G	5/3	EBF80	8/-	PL81	9/-
5Y3GT	6/-	ECC81	5/6	PL82	7/6
5Z4G	7/6	ECC82	6/-	PL83	7/6
6K7G	2	ECC83	6/6	PY32	11/-
6KR6	6/9	ECC84	8/3	PY80	7/-
6L7G	6/3	ECC85	8/-	PY81	6/3
6Q5GT	6/-	ECC86	9/9	PY82	6/9
6SN7GT	4/6	ECH35	6/9	PY83	7/3
6V6G	5	ECH36	8/6	U25	12/6
6V6GT	6/3	ECL80	7/9	U26	19/-
6X5GT	5/-	EP41	8/6	U52	5/6
12K7GT	5/6	EP80	5/-	UABC80	7/3
12K8GT	11/6	EP85	6/6	UAF42	9/-
12Q7GT	6/3	EP86	10/3	UB41	7/9
35L6GT	9/-	EP89	7/6	UBF80	8/6
35Z4GT	5/6	EL41	7/3	UCC84	12/9
AZ31	8/9	EL84	6/9	UCC85	8/6
R36	8/6	EY51	8/6	UCF80	14/-
CL33	12	EY22	7/3	UF42	7/6
DAC32	9/9	EZ40	6/9	UCH81	8/-
DAF91	5/8	EZ41	7/6	UCL82	10/6
DAF96	6/11	EZ80	6/3	UCL83	12/6
DF93	9/9	EZ82	7/6	UF41	8/3
4DF91	4	GY32	7/6	UF42	7/6
DF96	6/11	KT63	6/6	UF89	7/-
DH77	6/6	MU14	7/9	UL41	7/6
DK92	12/-	PCC84	7/6	UL84	7/6
DK91	6/3	PCC89	11/6	UY21	11/-
DK92	8	PCF80	7/9	UY85	6/9
DK96	6/11	PCF82	8/6	VP4B	9/6

Postage 6d. per valve extra. Any Parcel Insured Against Damage in Transit 6d. extra. Any C.O.D. Parcel 2/6 extra. Office address, no callers.

GERALD BERNARD
90 CARR MANOR AVENUE,
LEEDS 17

**A.R.R.L. RADIO AMATEURS
HANDBOOK 1960**

New edition 32/6. Postage 1/9.
Transistor Superior Receivers, by Sinclair, Book 2, 7/6, postage 9d.
Portable Transistor Radio and Radiogram, by Gregory, 2/6, postage 6d.
Servicing Transistor Receivers, by Peint, 6/-, postage 6d.
Using An Oscilloscope, by Eastorling, 6/6, postage 6d.
World Radio Handbook, by Johansen, 15/6, 1960 edition, postage 1/-.
R.S.G.B. Amateur Radio Call Book, 1960, 3/6, postage 6d.
How To Listen to the World, 1960 Edition, by Johansen, 6/6, postage 6d.
How To Improve Your Short Wave Reception, by Schroder, 13/6, postage 6d.
Valve and Transistor Equivalents Manual, by Babani, 9/6, postage 6d.

UNIVERSAL BOOK CO.
12 Little Newport Street, London, W.C.2
(adjoining Lisle Street)

**IS YOUR T.V. TUBE DIMMING?
YOU CAN EXTEND THE LIFE OF
THAT TUBE AND IMPROVE THE
PICTURE**



PRICE 30/-

P.P. & Ins. 2/6
C.W.O. C.O.D.
Satisfaction or money refunded within 7 days.

NO SOLDERING • NO WIRING • JUST PLUG IN • IT'S AUTOMATIC & IT'S GUARANTEED!
You can offer the units for any make of set. Important. State name, address, & make & model no. of set, & tube in block caps.

SINCLAIR ELECTRONICS,
Dept. P.W., 33, BERWICK ST., W.1.
Callers Welcome — REGENT 5520.

**LOOK ! IT'S TRUE
4/- TRANSISTORS 4/-**

Red Spot Transistors, 4/- each; White Spots, 4/6 each; Yellow/Green, 5/- each; Red/Yellow, 7/6 each; Crystal Diodes, 1/- each, 3 for 2/6; GEX3 or OA81 Diodes, 4/- each; Crystal Set Coils M & L with Circuit, 2/6; DRR2 Coils with Circuits, 4/- each; Varicoilspick Coil M.V. with Transistor Circuit, 4/6 each; Reaction Condensers, 0.0001, 3/-, 0.0003, 3/9, 0.0005, 4/-, Miniature 0.0005, 4/-.

All sent POST FREE in U.K. by:
PETHERICK'S Radio Supplies,
22, High Street, Bideford, N. Devon
We stock components by EDDYSTONE, JACKSON BROS., RADIOSPARES, TELETRON, REPANCO, etc., etc.

CHASSIS
18 swg Aluminium. Strengthened corners.
6" x 4" x 2 1/2" 4/-
7 1/2" x 5 1/2" x 2 1/2" 5/6
10" x 7 1/2" x 2 1/2" 6/6
11 1/2" x 7 1/2" x 2 1/2" 7/6
12" x 8" x 2 1/2" 8/-
14" x 9" x 2 1/2" 11/-
Prompt Service. Add 1/- P. & P. Orders over £1 post free. Moderate charges for punching and drilling to your requirements.
SWEETNAM & BRADLEY Ltd. Dept. AX
Bristol Road, Malmesbury, Wilts.

Morse Code operating . . .

. . . as a PROFESSION
43 years of teaching Morse Code is proof of the efficiency of the Candler system.
Send 3d. stamp for Payment Plans and full details of all Courses.
CANDLER SYSTEM Co. Dept. 5LO
525 Abinckton Road, London, W.8.
Candler System Co., Denver, Colorado, U.S.A.

**TELETRON
TAPEJAK**



The first Transistorized Radio Tuner, specially designed for use with Tape Recorders. Converts your Recorder to a high quality Radio receiver. Direct Recording on Tape.
5 x 3 1/2 x 1 1/2 in.

- ★ High sensitivity.
 - ★ Twin Tuned Circuits.
 - ★ Pre-setting for M.V. Programmes.
 - ★ Fixed Tuned for 1,500 M.
 - ★ Switched programme selector.
 - ★ Self powered.
- Tested and ready for use.
£5.90. BATTERY EXTRA.

**THE
TELETRON CO. LTD.,**
112B Station Rd., London, E.4
Phone: SIL 0836.

BENSON'S BETTER BARGAINS

WIRE, glass braided, new, 10/010, 100 yd. reels, 12/8; or 26/010, 16/-.

POWER UNITS. Input A.C. 115/250 v. Outputs: D.C. 330 v., 100 mA. and 6.3 v. A.C. rect. new (post 3/6). 30/-

MONITOR 58 Triggered Oscilloscopes, comprising Indicator 248 and Power Unit 676. Valves VCR138a, 3/EF50, 2/ECC83, 3/EF50, 3/EF74, 6V.6 33EA30 and 6V.40, VU120A. Two units each 12 x 9 x 1 1/2 in. black finish. 230 v. A.C. input. 15-watt Cable and mains cable; probe unit extra. 17/6. 28 10s. (Rail 20/-).

RELAYS (Contractors), two heavy-make contacts: 12 v. or 24 v. either 3/6. INDICATORS. Type 104, with VCR138 and 2/EBH1, 2/EP91, 2/R10, new cond., 80/- (post 7/-). Type 1 with VOR283, 3/EF52, 5/6A6, 1/8V8, 1/EV51, 2/EB91, 3/EP91, 3/EP91, RF EFT Generator and 33 keys xtal, 45/- (Rail 7/8).

Type 97 with VOR157, 10 valves, 30/- (Rail 7/8).

HEADPHONES, CLR, 7/6. CR100 Noise Limiter, with valve 3/6. NEW M.C. METERS, 3 1/2 in. round flush, 50uA, 70/-; 100uA, 65/-; 1 mA, 55/-; 2 1/2 in. 1 mA, 22/6; 2 in. 200 mA, 300 mA, each 8/6. 2 1/2 in. M.I., 20 v. A.C. 8/6; 300 v. A.C., 15/-.

VIBRATORS, Malory G634C or 8T, 12 v. 4-pin 7/8; 6 v. 5-pin reversible, 7/8. RL155B, good condition, tested, with handbook, 27.10.0 (Rail 10/-).

DRIVES: slow-motion Admiralty 200:1 ratio, 5-watt 0-100, 5/6. RL155 B.M. 'N' type, new, 10/6. VIBRAPAK, 6 v. D.C. to 250 v. 60 mA., smoothed cased, 22/6. 12 v. to 250 v. 60 mA. 21/- (p.p. 3/0). DYNAMOTORS (post 3/0); 12 v. to 250 v. 60 mA. and 6.3 v. 2.6 A., 11/6; 6 v. to 250 v. 60 mA., 11/6. Potentiometers, miniature wiring, 60, 100 0, 100 0, 100 0, and 2 v. each 3/6.

METAL RECTIFIERS, 240 v. 100 mA. 4/-; 240 v. 30 mA. 3/6; 600 v. 30 mA., 5/8; 240 v. 80 mA., 5/8; 1,000 v. 30 mA. 7/6. Mig. inserts, G.P.O. carbon, 1/6. bal. armature type, 2 v. 6. CONTROLS Camera Type 35, 24 v. miniature motor, new (post 3/6), 10/6. TRANSFORMERS, input 230 v. output 6.3 v., 1.5 A., 6/9; 3 A., 8/6; 1 A., and 3 A., 8/8; 320 v. 20 mA. and 6.3 v., 1 A., 8/8. 'C' Core input 250 v. Outputs: 285/315 v., 350 mA., and 780/850 v., 480 mA. half-wave (Rail 7/8), 30/-; input 110/230 v. Outputs: 315-0-315 v., 60 mA (plus), 6.3 v., 1.5 A., and 5 v., 2 A., 25/- (p. 3/6).

LIST AND ENQUIRIES S.A.E. please. Terms, C.W.O. Postage extra. Immediate dispatch. Callers and Post W. A. BENSON (P.W.) 136 Rathbone Road, Liverpool 15. S.F.F. 6853. Callers: SUPERADIO (Whitechapel) Ltd., 116 Whitechapel, Liverpool 2. ROY 1130

PADGETTS RADIO STORE

40, MEADOW LANE, LEEDS, 11
Tel.: Cleckheaton 2866

Special Valve Offer. NEW EB91, EF91, EL91. All at 3/- each. Post free.

Twelve-inch TV Sets for all BBC Stations. Less tube, but otherwise complete. 45/-, carr. 7/6. Good tubes, 30/-, carr. 7/6. Bush, Pye, Ekco, Ultra, etc., only the best.

Speakers from TV Sets. Best makes only. 7 x 4 in., 10/-; 8 in., 6/6; 6 in., 6/8. Post 2/6. Remember a good second-hand one is a better buy than a cheap new one.

New Boxed Valves. Post free. 1T4, 1R5, 1S5, 1L4, VR150/30, all at 4/- each.

TV Chassis, 13in. Complete with L.O.T. and Scan Coils, 15/-, carr. 5/-. Bush, Pye, Ekco, etc., 14in., 25/-, carr. 5/-.

Tube Unit BC929A. Complete with a good tube 3BP1 (guaranteed). Less Valves, Switch, Motor and 500 cycle transformer. Store soiled, 18/-, carr. 8/-.

Ultra 14in. TV. Model 915 and 915. BBC-TV. Perfect results, and sold with a money back guarantee. £12 only, carr. 17/-. Tube in separate carton.

Indicator Units. Type 118. Complete with VCR97 tube and seven EF50 valves. Good condition, 25/-, carr. 7/6.

Remote Control Units for No. 19 Set. Fey, boxed, two for 20/-. Less Phones and Mike Carr. 7/6.

Brand New in crates 13in. tubes. Type CV429, 8/- each, carr. 7/6. Also brand new 6-inch tubes, type CU1397, 4/- each, carr. 7/6. Brand new crated VCR97 tubes, 10/-, carr. 7/6. Free insurance on tube.

New Co-axial Cable. Best make. 6d. per yard. Post free. 50 yds. for 20/-, 100 yds. for 37/-.

Send 3d. for list of valves and small parts.

D.C. OSCILLOSCOPE

A.C. MAINS 200-250 VOLTS

SIMPLIFIED SERVICING PROBLEMS WHEN USING

'TESTGEAR' SCOPE

3in. D.C. OSCILLOSCOPE

Engineered to precision standards, this high-grade instrument is made available at the lowest possible price, incorporating the essential features usually associated with luxury instruments.


This "SCOPE" will appeal particularly to Service Engineers and Amateurs. A high gain, extremely stable differential amplifier with sensitivity with A.C. or D.C. inputs. Especially suitable for measurement of transistor operating conditions where maintenance of D.C. levels is of paramount importance. Push-pull X amplifier; Fly-back suppression; Internal Time-base Scan Waveform available for external use; pulse output available for checking TV Line O/P Transformers, etc.; Provision for external X I/P and CRT. Brightness Modulation. Size 10in. high, 6in. wide, 9in. deep. Wgt. 1 1/2 lbs. £15.15.0. plus P. & P. 7/6, or 30/- deposit, plus P. & P. 7/6 and 12 monthly payments of 26/6.

FULL 12 MONTHS GUARANTEE INCLUDING VALVES AND TUBE.



Y-amplifier (30 mV/C.M.). Provides ample sensitivity with A.C. or D.C. inputs. Especially suitable for measurement of transistor operating conditions where maintenance of D.C. levels is of paramount importance. Push-pull X amplifier; Fly-back suppression; Internal Time-base Scan Waveform available for external use; pulse output available for checking TV Line O/P Transformers, etc.; Provision for external X I/P and CRT. Brightness Modulation. Size 10in. high, 6in. wide, 9in. deep. Wgt. 1 1/2 lbs. £15.15.0. plus P. & P. 7/6, or 30/- deposit, plus P. & P. 7/6 and 12 monthly payments of 26/6.

SIGNAL GENERATORS

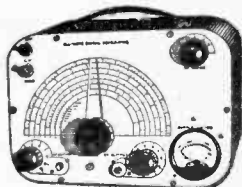


Cash £6.19.6 or 25/- deposit and 6 monthly payments of 21/6. Post and Packing 5/- extra.

Coverage 100 Kc/s-100 Mc/s on fundamentals and 100Mc/s to 200 Mc/s on harmonics. Metal case 10in. x 6in. x 5 1/2in., grey hammer finish incorporating three miniature valves and Metal Rectifier. A.C. Mains 200/250 v. Internal Modulation of 400 c.p.s. to a depth of 30%; Modulated or unmodulated R.F. output continuously variable 100 millivolts. C.W. and mod. switch, variable A.F. output. Incorporating magic eye as output indicator. Accuracy plus or minus 2%.

Cash £4.19.6 or 25/- deposit and 4 monthly payments of 21/6. Plus Postage and Packing 5/-.

Coverage 120 Kc/s-84 Mc/s. Metal case 10in. x 6in. x 4 1/2in. Size of scale, 6in. x 3 1/2in. 2 valves and rectifier. A.C. mains 230-250 v. Internal modulation of 400 c.p.s. to a depth of 30%, modulated or unmodulated R.F. output continuously variable 100 millivolts. C.W. and mod. switch variable A.D. output and moving coil output meter. Grey hammer finished case and white panel. Accuracy plus or minus 2%.



8-WATT PUSH-PULL AMPLIFIER

COMPLETE WITH CRYSTAL MIKE AND 8in. LOUDSPEAKER

A.C. mains 200-250 v. Size 10in. x 6in. x 2 1/2in. Incorporating 8 valves. H.P. pen. 2 Grids. 2 output pens and rectifier. For use with all makes and type of pick-up and mike. Negative feedback. Two inputs, mike and gram, and controls for same. Separate controls for Bass and Treble lift. Response flat from 40 cycles to 15 K/c.s.. Output 8 watts at 5% total distortion. Noise level 40 db down all hum. Output transformer tapped for 3 and 15 ohm speech coils. For use with Std. or L.P. records, musical instruments such as Guitars, etc. £4.19.6 P. & P. 7/6. Or 20/- deposit Plus P. & P. 7/6, and 4 monthly payments of 23/-.

± 2db; 4 db down to 20 K/c.s. Output 8 watts at 5% total distortion. Noise level 40 db down all hum. Output transformer tapped for 3 and 15 ohm speech coils. For use with Std. or L.P. records, musical instruments such as Guitars, etc. £4.19.6 P. & P. 7/6. Or 20/- deposit Plus P. & P. 7/6, and 4 monthly payments of 23/-.

B.S.R. MONARCH UA8 WITH FUL-FI HEAD



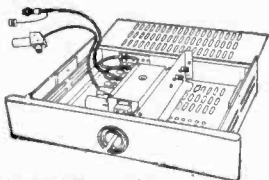
4-speed plays 10 records 12in., 10in. or 7in. at 16, 33, 45 or 78 r.p.m. Intermixes 7in., 10in. and 12in. records of the same speed. Has manual play position; colour brown. Dimensions: 12in x 10in. Space required above baseboard 4in., below baseboard 2 1/2in. Fitted with Ful-Fi turnover crystal head.

£6.19.6 Plus 5/- Postage & Packing.

With Stereo Head, £7.19.6, plus 5/- P. & P.

CHANNEL TUNER

Will tune to all Band I and Band III stations. BRAND NEW by famous manufacturer. Complete with PCQ4 and PCF80 valves (in series) I.F. 16-19 or 33-38. Also can be modified as an aerial converter (instructions supplied).



Complete with knobs.

22/6 Plus 3/6 P. & P.

HEATER TRANSFORMER to suit the above, 200-250 v., 6/- Plus 1/6 P. & P.

TRANSISTOR TESTER


For both P.N.P. and N.P.N. transistors incorporating moving coil meter. In metal case size 4 1/2in. x 3 1/2in. x 1 1/2in. Scale marked in gain and leakage. Complete and ready for use. 19/6 P. & P.

2-TRANSISTOR POCKET RADIO

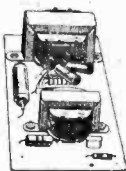
Plus Germanium diode, fully tuneable over medium and long waves. Size 3 1/2in. x 4 1/2in. x 1 1/2in. Complete set of components including case, 2 transistors and earpiece (less batteries).

19/6 Plus P. & P. 1/6.

Point to point wiring diagram 1/6, free with kit.



PUSH-PULL OUTPUT STAGE




Inclusive of transistors with input and output transformers to match 3 ohms speech coil, suitable for use with the above kit. Complete kit of parts including transistors.

19/6 Plus Post and Packing 1/6.

Point to point wiring diagram 1/6 free with kit

A.C./D.C. POCKET MULTI-METER KIT



Comprising 2in. moving coil meter, scale calibrated in A.C./D.C. volts, ohms and milliamps. Voltage range A.C./D.C. 0-50, 0-100, 0-250, 0-500. Milliamps 0-10, 0-100. Ohms range 0-10,000. Front panel, range switch, wire-wound pot (for ohms zero setting), toggle switch, resistor and rectifier. In grey hammer finish case.

19/6 Plus P. & P. 1/6. Built and tested. 7/6 extra.

Point to point wiring diagram 1/-, free with kit.

F.M. TUNER UNIT

By famous German Manufacturer. Coverage 88-100 Mc/s. Complete with ECC85. 25/- Plus P. & P. 1/6. Size 4in. x 2in. x 2in. Circuit diagram 1/-, free with unit. 10.7 Mc/s I.F. and Discriminator Coil, 4/- pair.

RADIO & T.V. COMPONENTS (Acton) LTD.

23 HIGH STREET, ACTON LONDON, W.3.


All enquiries S.A.E.

Goods not dispatched outside U.K.

NEW! UNIQUE!
**MINIATURE TRANSISTORIZED
 SIGNAL GENERATOR TYPE 40**

- ★ Up to 20 Mc/s on fundamentals.
- ★ R.F. and Audio Output, Attenuated.
- ★ Accuracy better than 2%.
- ★ Miniature size only 4½ in. x 3½ in.

PRICE NET **£5.15.0.** Battery 2/6 extra
 Post (C.O.D. or C.W.O.), 2/6.



**MINIATURE TRANSISTORIZED
 R.C. BRIDGE TYPE 41**


- ★ Capacitance 5 µF to 20 µF.
- ★ Resistance 5 Ω to 20 MΩ.
- ★ Magic Eye Balance Indicator.
- ★ Calibrated Power Factor Check.
- ★ Miniature Size—Light Weight.

PRICE NET **£5.10.0.** Battery 3/3 extra.
 Post (C.O.D. or C.W.O.), 2/6.

SEND S.A.E. FOR LEAFLETS, OR ORDER TODAY, FROM—

CHANNEL ELECTRONIC INDUSTRIES LTD. DEPT. P., DUNSTAN RD., BURNHAM-ON-SEA, SOM.

*Fully Guaranteed
 Components*



F. GANG CONDENSER

A good general purpose gang. Robust but small in size. "E" law to match our S.L.8 Full Vision, Square Plane and Air Plane Drives. Size 2½ in. x 1 21/32 in. x 2 9/16 in. long (3 gang 3 11/16 in.). Price for 2 Gang, 13s. 3d. 3 Gang, 17s. 6d. Complete with trimmers.

JACKSON BROS. (London) Ltd.
PRECISION BUILT COMPONENTS
 KINGSWAY · WADDON · SURREY
 Telephone: Croydon 2754/5



**A
 FIRST COURSE
 IN
 WIRELESS**

By "Decibel"
 Fourth Edition
 Illustrated

The fourth edition of a non-technical introduction to radio. It has been generally revised and also a new chapter has been added covering transistors which now replace thermionic valves for many applications. Price 12/6 net.


From all booksellers.

PITMAN Parker Street
 KINGSWAY, LONDON W.C.2

EASY AS A.B.C. TO BUILD

The new, exciting De Luxe "Gold Star" Pocket Radio in beautiful moulded plastic case—
This model is a highly sensitive, self-contained set covering all medium waves. Uses modern miniature "button-base" valve and specially designed high efficiency coil. Exceptionally easy to build from our step-by-step plans—the case is supplied ready drilled! Size of radio only 4 1/2 in. x 2 1/2 in. x 1 1/2 in.—and batteries fit inside. We can supply all parts including case, detachable aerial, instruction book, wire, screws, etc. for only 37/6, plus 2/6 Post and Packing. C.O.D. 2/- extra. (Parts sold separately, priced parts list 1/6.)


37/6



29/6

Our engineers have designed a novel Wrist-Watch Radio using latest Transistor Techniques. Size only 1 1/2 in. x 1 1/2 in. x 1 1/2 in.—"feather-weight"—yet gives clear, crisp, personal-phone reception over all medium waves. Tiny battery inside lasts months—costs 5d. No snags, anyone can build it in an hour or two using our pictorial step-by-step simple plans. All parts supplied (including case and strap) for only 29/6 (add 2/6 Post, etc.), C.O.D. 2/- extra. (All parts sold separately, priced parts list 1/6.) Send Now!

Can Be Built for 47/6. Build this exceptionally sensitive high efficiency personal phone radio. Uses unique assembly system and can be built by anyone without any radio knowledge whatever in 45 minutes. Handsome black-crackle steel case with specially made black and gold dial with stations printed. Size of radio only 6 1/2 in. x 5 in. x 3 in. Covers all medium and long waves. I.T. consumption only 1 to 1.5 mA. Ideal for Bedroom, Garden, Holiday, etc. BUILD THE "SKY-ROMA" NOW! Total building cost—everything down to the last nut and bolt, 47/6 (Postage, etc., 2/-)—with full set of clear, easy-to-follow plans. (Parts sold separately. Priced parts list and plans 1/6.) C.O.D. 2/- extra.



47/6

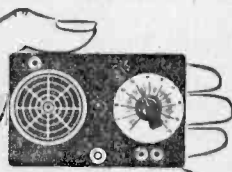
2/- extra. (Parts sold separately, priced parts list 1/6.)



THE SENSATIONAL POCKET RADIO!

29/6

The sensational "Silvertone" model A highly compact self-contained miniature "button-base" valve pocket radio at absolute "rock-bottom" building cost! Covers all the medium waves with the very latest circuitry bringing in stations from all over Europe—without fuss. Easy as A.B.C. to assemble, using our step-by-step instruction manual. Size only 4 1/2 in. x 2 1/2 in. x 1 1/2 in.—a fascinating little pocket radio. We can supply all the parts including beautiful two-tone case, detachable aerial, instruction book, screws, wire, etc. for only 29/6 (plus 2/- post and packing). C.O.D. 2/- extra. (Parts sold separately, priced parts list 1/9.)



THIS TRANSISTOR SET Can Be Built For Only 29/6. The "Sky-Scout" Pocket two-stage transistor set, size only 3 1/2 in. x 4 1/2 in. Covers all medium waves and works entirely off tiny "penlight" battery which costs 6d. and fits inside case. All parts tested before despatch. Can be built for 29/6, plus 2/- Post and Packing. INCLUDING CASE, TRANSISTOR, STEP-BY-STEP PLANS FOR ABSOLUTE BEGINNERS, nuts, bolts, etc. (C.O.D. 2/- extra.) Parts sold separately, priced parts list and plans 1/6. VERY SIMPLE TO BUILD.

29/6



MATCHBOX SIZE RADIO!

17/6

This amazing "Tiny-Tim" model—no larger than a match box—costs nothing to run—ever! No batteries! No Valves! No complete electricity! Will never run down or burn out. Uses the latest TRANSISTOR TYPE GERMANIUM DIODE, receives local stations anywhere—without extra aerial. Clear, Crisp Tone. No snags, anyone can build it within an hour using our step-by-step instruction book, etc. for only 17/6, plus 2/- Post and Packing (C.O.D. 2/- extra.) (Parts sold separately, priced parts list 1/9.)




Anyone can build this beautiful precision Pocket Radio in an hour or two. No knowledge whatever needed. Our simple pictorial plans take you step-by-step! Remarkably sensitive—covers all medium waves, inc. Luxembourg, Home, Light.

39/6

Size only 2 1/2 in. x 3 1/2 in. x 5 1/2 in.—Not a Toy! But a Real, Personal-phone, Valve Radio with Detachable Aerial! IDEAL FOR BEDROOM, GARDEN, etc. We supply ALL parts necessary, together with plans, etc., for the special price of 39/6, plus 2/6 post and packing. (C.O.D. 2/- extra.) BUILD YOURS NOW! (All parts sold separately, priced parts list 1/9.) Send Today! Money refunded if parts returned intact within 7 days.

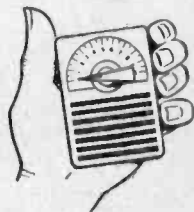
Choice of beautiful walnut veneered cabinet or ivory bakelite. This is the



107/6

lowest possible price consistent with high quality. No radio knowledge whatever needed.

can be built by anyone in 2-3 hours, using our very simple, easy-to-follow diagrams. The terrific new circuit of the "Ocean-Hopper" covers all medium and long waves, has razor-edge selectivity and exceptionally good tone. Price also includes ready drilled and punched chassis, set of simple-to-follow plans—in fact everything! Parts tested before despatch! Uses standard octal-base valves. (Low running costs—approximately 18 watts.) Size 12 1/2 in. x 6 1/2 in. Build this long-range powerful midget NOW. TOTAL BUILDING COST INCLUDING PLANS, ETC., £57/6. (Post and Packing 3/6.) Parts sold separately. Priced parts list and plans 1/9. C.O.D. 2/- extra.



45/-

TWO-TRANSISTOR POCKET RADIO for 45/- BUILD THE "SKY-ROMA" NOW! TWO TRANSISTOR RADIO which gives a superb performance and is highly sensitive. Weight

under 7 ozs.—yet it is a THREE-STAGE receiver covering all medium waves, working entirely off a "penlight" battery. Every part tested before despatch! SPECIAL STEP-BY-STEP PLANS FOR ABSOLUTE BEGINNERS. Total building cost including case, transistors, etc.—everything down to the last nut and bolt—ONLY 45/- with plans. Postage, etc., 2/- (C.O.D. 2/- extra.) (Parts sold separately. Priced parts list and plans 1/6.) RUSH YOUR ORDER TODAY!

CONCORD ELECTRONICS
210, Church Road, Hove, Sussex

Dept. PW18

Orders receive prompt attention. Cheques accepted. Cash on delivery 2/- extra. Please print name and address in block letters. Suppliers to Schools, Universities, Government and Research Establishments. Complete range of components and valves stocked. Regret no C.O.D. abroad. DEMONSTRATIONS DAILY AT WORKS.

Let **I.C.S.** train YOU!



COURSES ON:—

- **RADIO and TELEVISION SERVICING**
- **ELECTRONICS**

EXAMINATION COURSES FOR:—

- **C. & G. Radio Servicing Certificate** (R.T.E.B.)
- **C. & G. Radio Amateurs' Exam.** (Amateurs' Transmitting Licence)
- **British Institution of Radio Engrs., etc.**
- **C. & G. Telecom Technicians.**

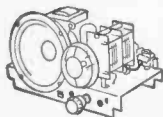
Whether you plan to have your own business, to become an electronics engineer or to take up a career in industry, an I.C.S. Course will help you to succeed. You learn at home in your own time, under expert tuition. Moderate fees include all books.

LEARN - AS - YOU - BUILD


Practical Radio Course

● A basic course in radio, electronic and electrical theory backed by thorough practical training. You build a 4-valve T.R.F. and a 5-valve superhet radio receiver, signal generator and multi-tester.

● Other Learn-as-you-Build radio courses are available



MULTI-TESTER
(Sensitivity 1,000 ohms per volt)



● **5-VALVE SUPERHET RECEIVER**

● **RF/AF SIGNAL GENERATOR**

Post this Coupon TODAY! for FREE book on careers in Radio, etc., and full details of I.C.S. Courses.

INTERNATIONAL CORRESPONDENCE SCHOOLS
(Dept. 171J), Intertex House, Parkgate Road, London, S.W.11.

Name..... Age.....
(Block Letters please)

Address.....

Occupation..... 5-60

INTERNATIONAL CORRESPONDENCE SCHOOLS

SOLDERING EQUIPMENT

by **LITESOLD**
1950 TRADE MARK



PRECISION SOLDERING for the ELECTRONICS INDUSTRY

- Comprehensive range
- Robust & Reliable
- Light weight
- Rapid heating
- Bit sizes 3/32in. or 3/8in.
- 'Permabit' or Copper bits
- All voltage ranges 6/7v. to 230/250v.
- Prices from 19/6

Illustrated is the 25w. 3/16in. replaceable bit model with safety shield. British and Foreign Patents. Registered designs. Suppliers to H.M. and Foreign Governments. Agents throughout the world. Brochure No. S 10 sent free on request. Sole proprietors and manufacturers:

LIGHT SOLDERING DEVELOPMENTS LIMITED
28 Sydenham Road, Croydon, Surrey
Phone: CROydon 8589 Grams: Litesold Croydon

Get these **FREE** CIRCUITS & WIRING DIAGRAMS

- T.R.F. Circuits
 - Battery Circuits
 - Portable Circuits
 - S'het Circuits
 - Mains Circuits
 - Filter Circuits
 - F.M. Tuner
 - Single Valve F.M. Tuner.
 - 2 Valve F.M. Complete Set.
 - Same on Printed Circuit, etc., etc.
 - Send Postage (1/- stamps)
- OSMOR COILS** are regularly used and recommended by designers writing in "Practical Wireless," "Wireless World" and "Radio Constructor." Why not follow the experts?

- "Q Coils" All ranges
- Potted Coils
- F.M. COILS
- TAPE COILS
- ROD AERIALS
- Speaker Cross-over Coils
- Coils and I.F.s for Transistor Circuits
- SUB-MINIATURE COILS
- Midget I.F. Trans. With ferrite cores



418 Brighton Road, South Croydon.
Telephone: CRO 5148/9

Brand new, individually checked and guaranteed

VALVES

Table listing various vacuum tube models and their specifications, including AC/DD, AC/P, AC/PI, AC/5PENDD, AC6/PEN, AC/SP3, AL60, AR8, ARDD5, ARD3, ARP4, ARP12, ARP24, ARP31, AV4, ARP34, ATP4, ATP7, AUI, AVY3, BL63, BT45, BT9B, D41, D42, D77, DA30, DET15, DET19, DET20, DF70, DH76, DL72.

Table listing vacuum tube models and specifications (continued), including PEN65, PEN220A, PENDD/1360, PL81, PL82, PL83, PM4DX, PT25H, PY82, QP21, QP25, QS75/20, QS95/10, QS108/45, QSI50/156/9, R10, REL21, RG1-240A, RG-3-250, RG4-1250, RK34, RL37, SP2, SP4B, SP13C, SP21O, SP41, SP61, STV280/40, SU2150A, T41, TP25, TTI1, U17, U18, U27.

Table listing vacuum tube models and specifications (continued), including 6R7GT, 6S7C, 6S7GT, 53A, 58, 59, 71A, 77, 78, 80, 82, 83V, 84, 85A1, 89, 210LF, 210VPT, 7 pin, 2/6, 17/6, 44/6, 14/-, 705A, 17/6, 715B, 717A, 801, 803, 805, 807AMER, 12E1, 22/6, 2H6, 2/6, 807BR, 808, 813, 815, 816, 829A, 843, 861, 866A, 872A, 890, 930, 954, 956, 1619, 1625, 1626, 1629, 1793, 19/1, 7475, 5/-, 8010AR, 22/6, 8013A, 10/-, 8020, 6/-, 9001, 3/-, 9003, 5/6, 9004, 4/-, 9006, 4/-, 85A1, 12/-, 210LF, 210VPT, 7 pin, 2/6, 17/6, 44/6, 14/-, 705A, 17/6, 715B, 717A, 801, 803, 805, 807AMER, 12E1, 22/6, 2H6, 2/6, 807BR, 808, 813, 815, 816, 829A, 843, 861, 866A, 872A, 890, 930, 954, 956, 1619.

AND MANY OTHERS IN STOCK, INCLUDING QUALITY CATHODE RAY TUBES AND SPECIAL VALVES. All U.K. Orders beyond 10/- P. & P. 1/-; over 10/-, 1/6; Orders over £2 P. & P. free. C.O.D. 2/- extra. Overseas Postage extra at cost.

Brand new original spare parts for AR88 Receivers.

Please write your requirements. **Low Resistance Headphones, brand new, type CLR, 5/-. Balanced Armature, 7/6. P. & P. 1/-.**

Microphone Transformers. Balanced input 30 or 250 ohms. U.S.A. manufacture 7/6. P. & P. 1/6.

813 Ceramic Valveholders, 3/- each. P. & P. 1/6.

Vacuum Condenser 32,000 V. 50 pF. 15/-. Post free.

Modulation Transformers (U.S.A. Collins), primary imp. 6,000 £. C.T., secondary 6,000 £ 20 W., 9/6 ea. Post free.

Carbon Inset Microphone, G.P.O. Type 2/6. P. & P. 1/-.

Light Headgear Assembly. Ideal for mobile use. Headphones 600 ohms carbon microphone, 18/- P. & P. 3/-.

Rotary Transformer. 171 W 12 v Input, 1,600 v. 100 mA output, 30/- P. & P. 7/6.

R109 Receiver. Covering 2-8 Mc/s 6 v. D.C. New and Tested, £45.0. C. Pd.

R109A Receiver. Covering 2-12 Mc/s 6 v. D.C. New and Tested, £55.0.


Variometers for W/S No. 19. Fully tested and working, 12/6. P. & P. 2/6.

Complete V.F.O. Unit from TX53. Frequency range in 4 switched bands from 1.2-17.5 Mc/s. Two V.T. 501s as oscillator and buffer, 807 as driver, two S130s as voltage stabilizers. Output sufficient to drive two 813s in parallel. Slow motion drive directly calibrated in Mc/s. Provision for crystal control, metering of buffer and driver stage. Power requirements 400 v. and 6.3 v. D.C. Can also be used as low power transmitter. In excellent condition with valves and circuit diagram, £5. P. & P. 15/-.

Driver Transformers. Primary 500 ohms imp. Sec. to match two 805 in push pull. £17.6. P. & P. 5/-.

NEW PRODUCT OF TAYLOR

Model 127A Pocket size meter. Sensitivity 2 0 0 0 0 o.p.v. D.C. 1,000 o.p.v. A.C. 20 ranges. D.C. current 50µA to 1 amp. D.C. volts 0.3 v. — 1,000 v. by probe). A.C. volts 1.0 v. — 1,000v. 3 resistance ranges from 0-20 megohms (self contained). Meter 40µA 3½in. arc. Accuracy D.C. 3% A.C. 4%, ohms 5%. Dimensions 5½in. x 3½in. x 1½in. weight 14ozs. Price £10 complete with instruction manual, test plots and clips. Leather case £11.12.0 extra.



Filament Transformers. Primary 0-190-210-230-250 v. 50 C. Sec. 1 2.5 v. C.T. at 10amps.; 2 2.5 v. C.T. at 10amps.; 3 10.5 v. C.T. at 11 amps., 4,000 v. insulation. Price £2.19.0. P. & P. 5/-.

Primary 0-190-210-230-250 v., 50 C. Sec. 1 10 v. C.T. at 4.5 amps.; 2 10 v. C.T. at 4.5 amps., 4,000 v. insulation. £1.16.0. P. & P. 5/-.

Primary 230 v. 50/60 c. 67 v. amps. Sec. 1 6.3 v. 1-6 amps.; 2 6.3 v. C.T. 3 amps.; 3 6.3 v. C.T. 3 amps.; 4 6.3 v. C.T. 3 amps.

£1.12.0. P. & P. 5/-.

Transformers. Relay supply. Primary 230 v. Sec. 0-27-28-31 v. at 0.5 amps. 15/- P. & P. 5/-.

I.F. Transformers 4-5 Mc/s, American Made in black crackle finish housing, 6/- P. & P. 1/-.

SCR.522. Receivers (BC624), 100-156 Mc/s including all valves, 25/- P. & P. 5/-.

Mains Power Supply Unit for No. 19 wireless set. Made by RCA of Canada. 115v. A.C. Brand new, £15. P. & P. £1.

Vibrator Unit. 12 v./160 v. 35 mA. Exceedingly well filtered and smoothed, excellent for car radios. New, including 6X5G valve and vibrator, 17/6. P. & P. 5/-.

Moving Coil Round Hand Microphone No. 13. 2½in. dia. with press switch, 12/6. P. & P. 1/-.

Plate Transformer. Input 190-210-230-250 v., output 2,250-0-2,250 c.t., 400 mA. 19 x 9 x 6½in., weight 75 lb. Price £6.10.0, carr. 10/-.

Complete Set of Stron Aerial Rods (American). Screw-in type MP49, 50, 41, 52, 53, total length 15ft. 10in., top diameter 0.615in., bottom diameter 0.185in., together with matched aerial base. MP37 with ceramic insulator, ideal for car or roof insulation, £2.10.0, post free.

AR88 and L.F. Receivers, completely overhauled and tuned, £60 and £57.10.0 respectively. Completely rebuilt with P.V.C. wiring, £85.

HRO Mains power pack, input 115/250 v. A.C.; output 250 v. 0.75 mA and 6.3 v. 3.5 amps. £3, inc. carr.

Non Inductive Carbon Resistance. 800Ω about 30 watt lin. dia. 10in. long. 7/6. P. & P. 1/6.

Avominors. Leather case. With leads, fully tested and guaranteed. With batteries 2,000 volt, D.C. £2.19.6. P. & P. 2/6.

P. C. RADIO LTD.
170 GOLDHAWK RD., W.12
SHEpherds Bush 4946

Personal Callers Welcome

UNIVERSAL AVOMETER MODEL D

Just released by the Air Ministry, these famous AC/DC Test Meters are a "snip" for anyone requiring a First Grade General Purpose Instrument. Normal Avometer size, 7 1/4 in. x 6 1/4 in. x 3 1/4 in., with carrying strap, indication being given on a 5 in. Mirror Scale. Thoroughly overhauled and complete with batteries and instructions. Provides 34 ranges of current, voltage and resistance, as follows:

D.C. Voltage	A.C. Voltage	D.C. Current	A.C. Current
150 mv.	7.5 v.	15 ma.	75 ma.
300 mv.	15 v.	30 ma.	150 ma.
1.5 v.	75 v.	150 ma.	750 ma.
3 v.	150 v.	300 ma.	1.5 amp.
15 v.	300 v.	1.5 amp.	7.5 amps.
30 v.	600 v.	3 amps.	15 amps.
150 v.	750 v.	15 amps.	
300 v.	1,500 v.	30 amps.	
750 v.			Resistance
1,500 v.			1,000 ohms
			10,000 ohms.

ONLY £8.19.6 (carriage 3/6d).

SELECTEST TESTMETER D111. Manufactured by General Electric Co., and has exactly the same ranges as the Avometer Model D above, but has an even larger Mirror Scale. Size 9 x 7 x 5 1/2 in., with carrying strap. Thoroughly overhauled and in perfect order, with batteries and instructions. A real "snip" while they last, at ONLY £7.10.0 (carriage 3/6).

RECEIVER R 107. A few more of these fine receivers, 9 valves, 3 wavebands, covering 1.2-17.0 Mc/s (18-250 metres), incorporating built-in speaker and 2 power packs for use on 100-250 volts A.C. and 12 volts D.C. In magnificent condition, the finest we have yet had. ONLY £15 (carriage £1).

CARRYING CASES. Solid leather. Brand New. Internal measurements 8 1/2 in. x 8 1/2 in. x 4 1/2 in. Fitted lock and key, and shoulder strap. Ideal for Test Instruments, Camera and Accessories, etc. ONLY 35/- (postage 2/-).

POWER UNITS TYPE 234. Designed for R.A.F. R1132 Receiver. Primary 200/250 v. 50 cycles. Outputs of 250 v. 100 mA., and 6.3 v. 4 amps. Fitted double smoothing. For normal rack mounting (or bench use) having grey front panel size 18 1/2 in. x 7 in. BRAND NEW. ONLY 59/6 (carriage 7/6).

POWER PACK FOR R1155 RECEIVERS. Fitted with Output Stage and 8 in. P.M. Speaker. Operates receiver immediately without any alteration. In black crackle case size 1 1/2 in. x 10 in. x 6 in. ONLY £8.10.0 (carriage 5/-).

CANADIAN MOVING COIL PHONES. Low resistance, fitted noise excluding chamois ear muffs, and leather covered head band. Lead terminates to jack plug. Supremely comfortable. BRAND NEW. ONLY 19/6 (post 1/6).

INTERCOM. TELEPHONE SET. Two pairs of Brand New Headphones connected to Breast Microphones, with leads, etc., in fitted carrying cases. Supplied with 4 volt battery, 10 yards twin wire, and full instructions for connecting to make super intercom. ONLY 27/6 (post 3/6). Extra Wire 3d. per yard.

RCA 8 in. P.M. SPEAKER. In heavy black crackle metal case. Can be used as normal 3 ohms extension. Size 1 1/2 in. x 10 1/2 in. x 6 in. NEW IN MAKER'S CARTONS. ONLY 45/- (post 3/6).

"Q FIVER" COMMAND RECEIVER. The famous American BC453, covering 190-550 kc/s, I.F.s being 85 kc/s. Complete with all 6 valves and circuit. NEW IN MAKER'S CARTONS. ONLY 89/6 (post 3/6).

R1155 SUPER SLOW-MOTION TUNING ASSEMBLY. As used on all late model 1155s. Easily fitted to "A" sets, etc. BRAND NEW. ONLY 12/6.

EHT TRANSFORMERS. 5.5 kv (Rect.) with 2 v. 1 a., 79/6. 7 kv. (Rect.) with 2 v. 1 a., 89/6. 2.5 kv. (Rect.) with 2-0.2 v. 1.1 a., 2-0.2 v. 2 a. (for VCR97 tube, etc.), 47/6 (postage 2/- per trans.).

POCKET VOLTMETERS. Read 0-15 volts and 0-300 volts A.C. or D.C. BRAND NEW and UNUSED. ONLY 18/6.

10/- CONSTRUCTORS PARCEL. 10 yards each of 6 colours wiring wire, solder, 24 each assorted Resistors and Condensers.

RESISTORS. 100 assorted values. NEW, 10/-.

CONDENSERS. 100 assorted mica and silver mica. NEW, 12/6.

SPRAGUE CONDENSERS. Metal cased, wire ends. New .01 mfd. 1,000 volt, and 1 mfd. 500 volt, 7/6 per dozen. Special quotes for quantities.

HARRIS ELECTRONICS


(LONDON) LTD.

138 Gray's Inn Road, London, W.C.1.

(Phone TERminus 7937)

Please include carriage costs on All items.
(Open until 1 p.m. Saturdays. We are 2 mins. from High Holborn (Chancery Lane Station) and 5 mins. by bus from King's Cross.)

Multi-Purpose VALVE FILAMENT TESTER Model VT41



- Pocket size
- Battery operated

GIVES INSTANT CHECK OF:

- ★ All TV and Radio Valves and Fuses.
- ★ All pilot lamps.
- ★ Circuit Continuity.
- ★ Built-in 7 and 9 pin valve straighteners.
- ★ Built-in Battery Test.

Finished in black hammer case with gold front panel. Complete with internal batteries, full instructions and and ready for use.

With this revolutionary instrument you can test all current Valves, Fuses, Continuity and other radio parts. All components tested are shown "good" or "faulty" on panel indicator.

30/-

From your local dealer or if in difficulty order direct:

EAGLE PRODUCTS (Dept. P.W.2)
EAGLE WORKS, COPTIC ST., LONDON, W.C.1.

A television course for you to study at home

Entirely new! Practical!
Bang up to date!

THE FAMOUS BENNETT COLLEGE OFFERS YOU THIS

An entirely new course of study based upon up-to-date techniques has now been prepared by The Bennett College.

The course is non-mathematical, and contains clear diagrams, starting from the very beginning (even including the basic principles of sound radio receivers, if desired) and covering all that you need to know!

This is what you've been looking for! A home-study course includes: production

of the signal, scanning and reproduction of picture from signal. Aerials, types and purpose. The cathode-ray tube. Time-base oscillators, and output circuits. Synchronisation. Video frequency amplifiers. The TV tuner, turret, incremental, etc. Television test gear. Television faults.

For more details, fill in the coupon below. Your studies cost little, the book you need is included in the cost.

-To THE BENNETT COLLEGE (Dept. E 104 TV Sheffield)
Please send me details of the new
TELEVISION SERVICING COURSE

NAME _____
ADDRESS _____
AGE _____

And still... Radio Clearance Ltd. proudly presents the greatest All-Transistor Circuit of our time

BUY AS YOU BUILD the "MIRACLE" Super Six Plus

ANY PART SOLD SEPARATELY

Makes up to a portable transistor superhet embodying all the latest design developments including a self-oscillating mixer, two double-tuned IF stages, audio amplifier and a matched push-pull output stage. Also two germanium diodes are incorporated, additional to the six Mazda transistors, one as detector and the other to assist the AGC as a variable damping element.

12 Good Reasons why the Miracle has no equal

- ★ Printed Board engraved with component locations
- ★ Special provision for use as a CAR RADIO
- ★ Double-tuned IF Transformers
- ★ 6 First Grade Mazda transistors plus 2 Mazda hi-efficiency diodes
- ★ Hi-flux 5in. (12000 lines) 25-ohm loudspeaker
- ★ Full coverage Medium and Long wavebands
- ★ 3½in. tuning dial with 5:1 slow motion
- ★ Long life dry battery. 150/200 hours
- ★ Internal high-Q Ferrite Aerial
- ★ Push-pull matched output stage 400-milli-watts
- ★ 3½in x 7½in. x 10in. attractive two-tone case—total weight approx. 4 lb.
- ★ Comprehensive Manual supplied—so easy to build

Our Inclusive price for all components, cabinet and battery, complete in every detail:

£11.10.0

plus 3/6, Regd. p.p.

or any associated component parts supplied separately at the published prices.

INSTRUCTION MANUAL AND CIRCUIT BOOK containing itemised list of all component prices, 3/6 post free. See and hear a complete working model at

RADIO CLEARANCE LTD., 27, TOTTENHAM COURT ROAD, LONDON, W.1.
Telephone Museum 9188

VALVES SAME DAY SERVICE

NEW! TESTED! GUARANTEED!

SETS 1R5, 1S5, 1T4, 3S4, 3V4, DAF91, DF91, DK91, DK92, DL92, D1,94, any 4 for 23/6
DAF96, DF96, DK96, DL96 4 for 30/-
6K7G, 6K8G, 6Q7G, 6V6G, 6X5G, or 5Y3G 5 for 27/-

1A7GT 12/-	6L1 15/-	2524G 8/-	EBG41 8/6	EY86 8/3	PZ30 17/-
1D5 9/-	6L18 12/3	2526GT 9/6	EBF80 8/-	EZ40 6/9	8P81 3/6
1HG7 10/-	6P25 9/-	30C1 8/-	EBF89 8/9	EZ41 7/8	T41 15/6
1NSGT 10/-	807G 6/9	30L1 4/9	EBL21 20/6	EZ80 6/9	U25 12/6
1R5 6/9	6Q7GT 9/8	35L6GT 10/-	EC92 11/-	EZ81 7/-	U96 10/-
1S4 9/-	6SL7GT 6/3	35Z4GT 10/-	ECC81 5/9	FW4/500 9/-	U50 7/6
1S5 5/9	6SN7GT 4/9	35Z5GT 8/8	ECC82 6/6	GZ32 9/-	U78 6/-
1T4 4/9	8U4GT 11/-	43 8/-	ECC83 7/-	KT33C 7/-	U78 6/-
1U3 6/6	8V8G 5/-	50CD6G 26/9	ECC84 8/9	K741 14/8	VABC80 7/9
3A3 10/6	6V6GT 6/6	50L6GT 8/8	ECC85 8/3	K761 10/-	UAF42 9/6
3Q4 8/6	8X4 5/-	AZ31 8/6	ECP80 10/-	KT63 6/8	UBC41 7/9
3S4 6/9	6X5GT 5/6	B36 8/9	ECP82 10/-	KT71 8/6	UBF80 9/6
3V4 7/8	7B7 7/6	CL33 13/-	ECH21 20/6	MH4 8/-	UBF89 8/6
3V4G 9/3	7C5 7/6	DA32 10/-	ECH35 6/9	M134 8/6	UBL21 20/6
3V4GT 9/6	7C8 7/6	DAF91 5/9	ECH42 8/9	MX40 12/6	UCC94 12/9
5Y3GT 6/9	7H7 7/6	DAF96 8/6	ECH81 8/6	N18 8/6	UCC85 8/-
5Z4G 7/9	787 9/9	DCC90 10/6	ECL80 8/-	PCC84 2/-	UCF80 14/6
6AL5 3/9	7Y4 7/-	DF33 10/-	ECL82 10/-	PCC89 12/-	UCF21 20/6
6AM5 5/-	20F1 17/6	DF91 4/9	EF89 4/6	PCF80 8/-	UCH42 9/-
6AM6 3/6	10C2 17/6	DF96 8/6	EF41 9/9	PCF82 9/3	UCH81 8/6
6AQ5 6/-	10F1 15/6	DI76 6/6	EF42 11/6	PCL82 9/3	UCL82 11/6
6AT6 7/3	12A8 10/6	DH77 7/3	EF80 8/6	PCL83 14/6	UCL83 13/-
6BA6 6/-	12A17 5/9	DK32 12/-	EF85 6/6	PCL84 8/-	UP41 8/9
6B5B 6/6	12AU6 7/6	DK40 14/-	EF98 10/6	PEN44 11/-	UP42 8/6
6BH6 5/9	12AU7 6/9	DK91 8/9	EF99 8/-	PEN36C 8/6	UF89 7/6
6BU6 5/9	12AX7 7/-	DK92 8/9	EF91 3/6	PEN45 8/-	UL41 8/-
6BK7 10/-	12BA6 8/-	DK96 8/-	EF92 4/6	PEN46 5/6	UL84 8/-
6BW6 10/-	12K7GT 5/6	DL33 8/-	EL33 10/-	PL36 11/9	URIC 11/3
6BW7 9/6	12K9GT 11/6	DL35 10/6	EL38 22/6	PL38 14/8	UY21 11/6
6CD1 22/6	12Q7GT 5/6	DL92 6/9	EL41 9/6	PL81 9/6	UY41 6/6
5F1 14/6	12Z3 7/6	DL94 7/6	EL42 10/-	PL82 7/6	UY85 6/9
5F6G 6/6	14S7 16/9	DI96 8/-	EL84 7/-	PL83 8/-	VP4B 9/6
5F13 12/6	19AQ5 7/-	EAC80 7/-	EM34 8/6	PY32 12/-	VP41 6/-
5F14 17/6	20F2 17/6	EAC91 4/8	EM80 9/-	PY80 7/8	W78 6/6
5K7G 3/9	20L1 17/6	EAF42 8/6	EM81 9/6	PY81 6/9	W77 4/6
5K7GT 6/-	25ABG 11/-	EAB91 3/9	EM84 10/-	PY82 7/-	X76M 11/8
5K8G 6/9	25L8GT 9/-	EBC33 5/-	EY51 9/-	PY83 7/9	Z77 3/6

1960 EDITION RADIO AMATEUR'S HANDBOOK

32/6 by The A.R.R.L. Post 2/-

PRACTICAL WIRELESS SERVICE MANUAL by F. J. Camm. 21/- Postage 9d.

A BEGINNER'S GUIDE TO RADIO by F. J. Camm. 7/6. Postage 6d.

TRANSISTORS, THEORY AND PRACTICE by R. P. Turner. 23/- Postage 1/-.

ELEMENTARY TELECOMMUNICATIONS EXAMINATION GUIDE by W. T. Perkins. 17/6 Postage 1/-.

GUIDE TO MOBILE RADIO by L. G. Sands. 22/- Postage 1/-.

RADIO VALVE DATA, 6th Ed. Compiled by "VWV". 5/- Postage 5d.

MULLARD CIRCUITS FOR AUDIO AMPLIFIERS. 8/6. Postage 1/-.

NEW 1960 CATALOGUE 1/-.

THE MODERN BOOK CO.

BRITAIN'S LARGEST STOCKISTS of British and American Technical Books

19-23 PRAED STREET, LONDON, W.2.

Phone: PADdington 4185. Open 6 days 9-6 p.m.

READERS RADIO

24 COLBERG PLACE, STAMFORD HILL LONDON, N.16. STA. 4587

Post 6d. per valve extra.
Any Parcel Insured Against Damage in Transit 6d. extra.
Any C.O.D. Parcel 2/6 extra.

MAXI-Q

REGD.

COIL PACKS

CP.3/370 pF and **CP.3/500 pF**. These 3 waveband Coil Packs are available for use with either 370 pF or 500 pF tuning condensers. The coverages are: Long Wave 800-2,000 metres; Med. Wave 200-550 metres; Short Wave 16-50 metres. Designed for use with "MAXI-Q" glass scale type S2. Retail price of each unit: 32/- plus 10/8 P.T.—total 42/8.

CP.3/G. As above but with Gram. position, suitable for use with 500 pF tuning condenser: 39/- plus 13/- P.T.—total 52/-.

CP.3/F. This Coil Pack is for use with a 500 pF tuning condenser and covers the standard Long, Med. and Short wavebands with the addition of the band 50/160 metres. This covers the Trawler band, Aeronautical and the 80 and 160 metre Amateur bands: 49/- plus 16/4 P.T.—total 65/4.

CP.3F/G. As CP.3/F. but with Gram. position: 57/- plus 19/- P.T.—total 76/-.

CP.4/L and **CP.4/M**. These compact 4-station Coil Packs are available for either 1 Long Wave and 3 Medium Wave Stations (CP.4/L) or 4 Medium Wave Stations (CP.4/M). They are fully wired and require only four connections for use with any standard frequency change valve. 25/- plus 8/4 P.T.—total 33/4.

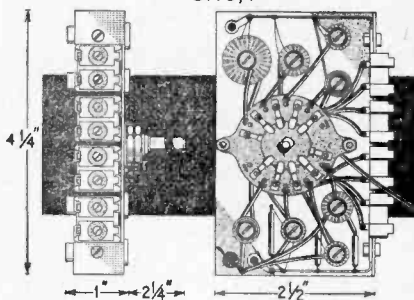
CP.4L/G and **CP.4M/G**. As CP.4/L and CP.4/M but with provision for Gram. position. 31/- plus 10/4 P.T.—total 41/4.

See Technical Bulletin DTB.9 for details of all Coil Packs, 1/6.

GENERAL CATALOGUE covering full range of components, send 1/4 in stamps or P.O. PLEASE SEND S.A.E. WITH ALL OTHER ENQUIRIES.

DENCO (CLACTION) LTD. (Dept. P.W.) 357/9 Old Road, Clacton-on-Sea, Essex
STOP PRESS.—WF.1428 Treble Lift Inductor for the "Mullard 3-valve Pre-Amplifier," 23/9 each.

CP.3/F



GZAK: This Month's Bargains

VARIABLE CONDENSERS

All Brass with Ceramic End Plates and Ball Race Bearings. 50 pf., 5/9; 100 pf., 6/6; 160 pf., 7/6; 250 pf., 8/6 and 300 pf., 9/6. P. & P. 1/6. Designed for the S.W. constructor.

AERIAL EQUIPMENT

TWIN FEEDER. 300 ohm twin ribbon feeder, similar K25, 6d. per yard. K35B Telcon (round) 1/6 per yard. Post on above feeder and cable 1/6 any length.

COPPER WIRE. 14 G., H/D 140ft, 17/-; 70ft, 8/6. P. & P. 2/-. Other lengths pro rata. Stranded 7/25, 140ft, 10/-; 70ft, 5/-, P. & P. 2/-.
RIBBED GLASS. 3in. aerial insulators, 1/6 each or 6 for 7/6. P. & P. 1/6.

CERAMIC FEEDER SPREADERS. 6in. type F.S. 9d. each or 8/- dozen. P. & P. 2/-.
CERAMIC "T" PIECES. Type A.T. for centre of dipoles, 1/5 each or 3 for 4/-. P. & P. 1/6.

2 METRE BEAM 5 ELEMENT W.S. YAGI. Complete in box with 1 x 2 1/2in. mast head bracket. PRICE 49/-, P. & P. 3/6.

SUPER AERIAL CABLE. 75 ohm, 300 watts, very low loss, 1/8 per yard, P. & P. 1/6. 50 ohm, 300 watt coax, very low loss, 1/6 yd., or 20 yds. 27/6. P. & P. 1/9.

HEADPHONES H.R. TYPE. 4,000 ohms., very sensitive. ONLY 12/6 pr. P. & P. 1/6. C.L.R. Type (low res.), 8/6. P. & P. 1/6.

ABSORPTION WAVEMETERS. 3.00 to 35.00 Mc/s. in 3 switched bands, marked on scale. Complete with indicator bulb. A MUST for any Ham shack. ONLY 17/6, post free.

ROTARY CONVERTERS. 6 v. input, 250 v., 125 mA output. ONLY 17/6. P. & P. 3/-. Also 12 v. D.C. MINIATURE, output, 360 v., 30 mA cont. or 310 v. 70 mA intermittent rating. 12/6 each or 22/- for 2. P. & P. 2/-.

CHAS. H. YOUNG LTD.

THE COMPONENT SPECIALISTS

Dept. "P," 110 Dale End, Birmingham 4, (CEN 1635)
(No C.O.D. under £1 please) (By return Service)

Special Bargain Offers

AVOMETER MODEL 'D' 34 range testmeter. D.C. volts to 1,500 v. (10 ranges). A.C. volts to 1,500 v. (8 ranges). D.C. current to 30 A (8 ranges). A.C. current to 15 A (5 ranges). Ohms 0-1 k. 0-10 k. A robust instrument with 5in. mirror scale and cut out. With battery and leads. Guar. £8.19.6. Post 3/6.

FERRANTI TESTMETER TYPE Q. An extremely compact self-contained multimeter. Volts 0 to 30, 150, 600 AC/DC, with additional 0.3 v. DC and 0-15 v. AC ranges; milliamps 0 to 7.5, 30, 150 and 750 DC; ohms 0-25 K. Accuracy BSS first grade. Knife-edge pointer and clearly calibrated 2 1/2in. scale. 500 Ω/volt. With leads, prods, battery and instructions. In fitted velvet-lined 4 x 7 x 3 1/2in. case. Brand new condition, tested 52/6, post 2/6.

ADVANCE SIGNAL GENERATORS. Type 20. Ex-Govt. These fine instruments cover 100 Kcs to 30 Mc/s in 6 bands. Mod. R.F. C.W. and 400 cps audio outputs are provided. Individual charts are missing but guidance charts will be provided. A.C. Mains. Not new but in good cond. & wkg. order. As only a limited no are available CALLERS ONLY. £5.10.0.

T.C.C. VISIONAL CONDENSERS. 8 mid., 800 v. D.C. wkg. at 71°C. CP 152V. 3 x 1 1/2 x 5 1/2in. high. BRAND NEW. Boxed. 8/6 each, post paid.

K-1155-B, with latest drive, first-class condition, £7.18.6.
R-1155-L, £12.19.6. Power Packs, £6.10.0. S.A.E. details.

CR100 COMMUNICATION RECEIVERS. Covers 80 Kcs—30 Mc/s in 6 bands. 12 valves. 2 R.F. and 6 P.F. stages. Crystal gate, BFO, etc. Ready for 200-250 v. A.C. mains 2 1/2 watts output for 3 ohms speaker. SUPERB CONDITION and OUTSTANDING PERFORMANCE for ONLY £21. S.A.E. for illustrated details.
HRO COMMUNICATION RECEIVERS. complete with 9 coils. From 18 grs.—S.A.E. for full particulars.

RCA AR-88 SPEAKERS. 3Ω 8in. P.M. speaker in heavy gauge black cracked steel cabinet 11 x 10 x 6in. with rubber feet. A SUPER QUALITY unit. BRAND NEW. FOR ONLY 45/- Post 3/6.

MINIATURE 373 I.F. STRIPS.—For F.M. tuner described in P.W. With 3 of EP91, 2 of EP92 and EB91. A fresh release enables us to offer these once again. BRAND NEW with circuit and full P.W. Reprint, 35/- OR less valves, 12/6. Post either, 2/6.


MOVING COIL PHONES.—Finest quality Canadian, with Chamolite ear muffs and leather-covered headband. With lead and jack plug. Noise excluding. Supremely comfortable. 19/6, post 1/6.
R.F. UNITS. R.F.25, 17/6; R.F.27, 22/6. Good condition. Post each 3/6.

PLEASE ADD POSTAGE OR CARRIAGE ON ALL ITEMS
CHARLES BRITAIN (RADIO) LTD.

11 Upper Saint Martin's Lane, London, W.C.2
TEmple Bar 0545

Shop Hours 9-6 p.m. (9-1 p.m. Thursday). Open All Day Saturday.

Modernise Your Radiogram with an *Armstrong* Chassis



AF 208 (illustrated) **22 GNS.**

5 watts output • Full VHF band (87-108 mc/s) and medium wave • Switched inputs for different crystal pick-ups • Inputs for tape record and playback • Separate bass and treble controls • Dimensions (as for Stereo 44) 12in. x 8in. x 7in. high. • Full instruction booklet free with every model.

STEREO 44 **27 GNS.**

8 watts output, 4 each channel • Full VHF band and medium wave • Stereo and monaural inputs for all crystal pick-ups, tape record and playback • Separate bass and treble controls • Mullard EL84 output valves • Dual volume control for stereo balance • Full instruction booklet free with every model.

It is not at all difficult to fit a new chassis into an old radiogram or even to build a completely new radiogram into the cabinet of your choice. Why bother? Well, it's less expensive than all but the cheapest commercial radiograms and you get incomparably better quality into the bargain. Aren't those two splendid reasons? It's cheaper AND it's better.

The name *ARMSTRONG* is the registered trade mark of **ARMSTRONG WIRELESS & TELEVISION Co. Ltd.** **WALTERS ROAD, LONDON N.7** Tel.: NOR 3213

Post this coupon or write for descriptive literature or call at our Holloway Showroom for full, unhurried demonstration and professional advice on your installation. Open 9-6 weekdays and 9-5 Saturdays.

NAME.....
ADDRESS.....
PMc

GOVERNMENT SURPLUS AND MANUFACTURERS CLEARANCE

METERS. 500-0-500 Microamp. 3in. dia. 37/6 ea. Dual Range 0-5 v. 0-100 v FSD 1 mA. 20/- ea. 50-0-50 Microamp. 2 1/2 in. 30/-
TV AERIALS. Combined BCT/TV, 3 element, 32/6. 5 element 37/6. 1TV 3 element, 22/6. 5 element, 27/6.
CO-AX CABLE 6d. yd. **AIR SPACED** 9d. **DIPLEXERS,** 12/-
GERMANIUM DIODES 1/-, 10/- doz. **TRANSISTORS** from 6/-
VOLUME CONTROLS, Long Spindle Midget, 10K-2 meg. Less Switch, 2/-, D.P. switch, 4/6.
CONDENSERS. Twin Gang 0.0005 Standard, 5/6. Midget, 6/6.
VHF CHASSIS, contains over 50 components, 5/6 ea.
FERRITE ROD AERIALS, M. and L. wave, mfrs. surplus, 6/6ea.
METAL BOXES, Well vent., ideal p. packs, etc. 11 x 11 x 7in. H. 2/6 ea.
SEL. RECS. 12 v. 1 amp., 5/-, 2 amp., 11/6. 4 amp., 15/-, 500 v. 1 amp. containing 30/35 mm. discs., 10/- ea.
ELECTROLYTICS, Canned, 20 +20 mfd. 450 v., 2/6 ea., 25/- doz.
VAR. SLIDERS, 10 ohm 30 w. for chargers, trains, 3/- ea.
CONNECTING WIRE, P.V.C. 10 colour, 25ft., 1/-, 100ft., 2/6.
RELAYS, Large stocks, assorted sizes, from 2/6 ea.
PICK-UP ARM with turn-over cartridge, 10/6.
SLEEVEING 2, 3, 4, 5, M.m. 3d. Yard., 2/6 dozen.
VENNER SILVER-ZINC ACCUMULATORS, H.105, New, 15/-, 12 v. D.C. MOTORS, 3 x 1 1/2 in. D.E. Spindle, very powerful, 12/6 ea.
VALVES TESTED ON MULLARDS ELECTRONIC TESTER

1L4	5/-	6F1	7/6	8D2	4/6	EB41	7/6	P61	4/-
1U4	6/6	6P6	7/-	9D2	5/-	EB91	5/6	PEN45	7/6
3A4	0/-	6B5	6/-	10F1	7/6	ECH42	8/-	PEN46	7/-
5Z4	0/-	6A8	8/-	12A8	7/6	ECL30	0/-	PL81	12/6
4D1	4/-	6J7	8/-	12A8H	8/-	EF36	5/-	PL83	8/-
6AQ5	5/-	6K7	4/6	12AT7	6/-	EF37	9/-	SP41	4/-
6AL5	5/-	6L6	6/6	12AU7	7/-	EF39	5/6	SP61	4/-
6AM5	5/-	6S47	6/-	12AX7	7/-	EF50	3/6	VR150/30	0/-
6AM6	8/-	6SC7	4/6	12BH7	10/-	EF80	8/-	UL84	8/-
6AQ6	6/-	6SJ7	5/-	12SH7	5/-	EF91	8/-	VCR97	15/-
6AU6	7/-	6SK7	5/-	12SK7	5/-	EF92	7/-	VCR138A	25/-
6BA8	8/-	6SL7	6/-	15D2	6/-	EL32	5/-	VCR138A	25/-
6BE6	5/6	6SN7	7/-	50C5	10/-	EL91	5/6	EBY51	5/-
6BH6	6/-	6U5	8/6	807	8/-	EL91	5/6	EBY51	5/-
6BW6	6/6	6V6	6/6	EAB50	1/6	EY51	5/-	EBY86	9/6
6C4	5/-	6X4	7/-	EABC00	0/-	EY51	8/-	EBY86	9/6
6D2	8/-	6X5	7/-	807	8/-	EY86	9/6	EBY86	9/6

SECONDHAND VALVES, YOUR CHOICE, 21.00 for EIGHT.
ECL80, 6C4, 6AM6, 6A6, 6J6, EF50, 6B6, 3A4, EF80, SP61, P61, 6J5, PY80, PY82, Z77, 6AL5, 6K7, 6SJ7, BL32, EF42, 6D2, 20P1, 6F13, SP41, EY51, EB91, EF91, EF39, PCL33, EF36, PEN45, PEN46.
ENQUIRIES—S.A.E. PLEASE

HUGGETT'S LIMITED

2-4 PAWSONS ROAD, WEST CROYDON



Solve that Circuit trouble!

PIFCO
Radiometer

Not only circuit tests but everything electrical can be tested with this handy compact meter. Tests H.T. & L.T., Valves, components, electrical appliances and car lighting systems, etc. May be used on A.C. & D.C. mains.

See the Radiometer at your dealer or write for illustrated leaflet to:—

only **32/6** complete

PIFCO LTD.
WATLING STREET MANCHESTER 4

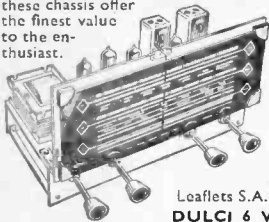
KINGSMERE SUPPLIES LIMITED

Insured Post 1/-, over £2 Free. (Export extra.)
Single valves, post 6d.

MAIL ORDER HOUSE

TERMS: Remit with Order or C.O.D.

Built to the highest specifications, these chassis offer the finest value to the enthusiast.



Leaflets S.A.E.

DULCI 6 VALVE AM-FM MODEL £13.18.0

Matched Speakers, Sin., 6 1/2 in., 8 in. 17/6 ea. 10 in. 25/-.

ALL BRITISH RADIOGRAM CHASSIS. 3 WAVEBANDS 5 MULLARD VALVES
ECH81, EF89, E.C81, EL84, EZ80
Brand new and guar. A.C. 200/250 v. Short-Medium-Long-Gram. P.U. High Q dust core coils. Latest circuit technique. AVC and neg. feedback. 4 watts. Chassis size 1 3/4 x 6 x 7 in. high. Aligned and calibrated ready for use. **Quality at Low Cost.** Chassis isolated. H.P. Dep. £5 and five monthly of £1.

OUR PRICE £9.9.0



BRAND NEW AND BOXED

OUR PRICE

£6.19.6

MODEL UAS

GARRARD 4-SPEED HIGH FIDELITY UNITS

Autochanger 121 Mk.11 10 gns. Price inc. plug-in normal
Single Player TA Mk.11 8 gns. heads. Stereo hds. £2 ex.

BRAND NEW		VALVES		ALL GUARANTEED	
OZ4	6/- 6BA6	7/6 6S17M	6/6 DF95	8/6 EL41	9/- PCL82
1R5	7/6 6BE6	7/6 6SN7GT	6/6 DK96	8/6 EL84	9/6 PY80
1S5	7/- 6C4	5/- 6U5G	7/6 DL95	8/6 EM81	9/6 PY81
1T4	6/- 6D3	6/- 6V6G	6/6 EABC80	8/6 EY51	9/6 PY82
2X2	3/6 6F6G	7/6 6X5G	6/- EB91	5/6 EY86	10/- PY83
3Q5	9/- 6G6	5/6 12A7	8/- EBC41	8/6 EZ40	7/6 QP25
3S4	7/6 6H6	3/6 12AU7	7/6 EBF80	10/- EZ80	7/- R3
3V4	7/6 6J5	5/6 12X7	7/6 ECC94	10/6 EL148	1/6 R61
5U4	7/6 6I6	5/6 12K7GT	6/6 ECH42	10/6 HABC80	3/6 SP3
5Y3G	7/6 6J7G	6/6 12Q7GT	6/6 ECL80	10/6	9/- UF41
5Z4G	9/6 6KE6GT	6/6 25Y5G	9/6 ECL82	10/6	9/- UL41
6AC7	5/- 6K7G	5/- 35L6	9/6 EF39	5/6	9/- UY41
6AG5	5/- 6K7M	7/6 35Z4	7/6 EF41	9/6	8/- U22
6AL5	5/6 6K8G	7/6 807	5/6 EF80	7/6	6/6 VP23
6AM6	5/- 6N7M	6/6 954	1/6 EF91	5/6	6/6 U76
6AT6	7/6 6Q7G	7/6 956	2/6 EF92	5/-	9/6 VRI05/30
6BG8	5/- 6SA7M	6/- DAF96	8/6 EL32	5/-	9/-

FAMOUS MAKE PLASTIC RECORDING TAPE

Long Play 7in. reel, 1,700ft	35/-
5 1/2in. reel, 1,200ft	28/-
5in. reel, 850ft	21/-
3in. reel, 225 ft.	7/6
Standard 7in. reel, 1,200ft	22/6
5in. reel, 600ft	15/-
Spare Plastic reels all sizes	3/-

"Instant" Bulk Tape Eraser and Head Defluxer, 200/250 v. A.C., 27/6. Leaflet, S.A.E.

ALFA MULTIMETER POCKET SIZE

300 microamp. 3in. Scale. 17 Ranges.
A.C. volts, 0-1,200 v. D.C. volts, 0-1,200 v.
D.C. Current, 0-300 mA.
Resistance, 0-20K and 0-20 meg. **5 gns.**
Decibels, -20 to +37 db.

25 FOAMCOURT WAY, FERRING, WORTHING, SUSSEX

HIGH GAIN TRANSISTORS

BRAND NEW AND GUARANTEED
Red/Yell. (6 Mc/s), 8/6. White Spt. (4 Mc/s), 7/6. Yell./Grn., 6/6. Red Spt., 6/6.

MINIATURE AMPLIFIER

Complete kit. 3-stage, 4 TRANSISTORS, o.p. output, 250 mV/V for 2-3 ohm speaker. High gain. Excellent quality. Easy assembly. New components, 59/6, p.p. 1/6. Circuit, etc., 2/6.

SUB-MIN. P/P TRANSISTOR TRANSFORMERS. Driver, 11/3. Output, 10/-.
SUB-MIN. ELECTROLYTICS, 2, 4, 8, 25, 50, 100 mfd., 15 v. 2/9.

SMALL ELECTROLYTICS, 5, 10, 25, 100 mfd. 5v., 1/5.

MIDGET RESISTORS, 1/4 wt., 3 1/2.

MIDGET V/C's. Standard values, 2/10. With S.P. switch (lowest 25K), 4/-.

MIDGET ACCUMULATORS, 2 v. 0.27 amp./hrs., 3/-.

PLASTIC BOXES with hinged lids. 4 1/2 x 3 x 1 1/2 in., 2/6; 5 1/2 x 3 1/2 x 1 1/2 in., 3/3; p.p. 1/6.

PERSPEX. 6 x 3 x 1/2 in. Ivory, 1/-, p.p. 6d.

CHARGER TRANSFORMERS. 13amps. Taps for 6 v. and 12 v. bats, 14/6, p.p. 2/-.

PUSH BUTTON SWITCHES, 1/6.
All our components are brand new.

Please include sufficient postage when ordering. Send 3d. stamp for list.

BURLAND RADIO ACCESSORIES
Est. 1947 G3JZ
ANN'S PLACE, SOUTHWICK, SUSSEX

WIRING ACCESSORIES

Return of Post Service. Lowest Possible prices consistent with high quality. Money back guarantee.

PVC Cable Flat Twin with E. 3 Core

1.044	£2. 1. 8	£2.15. 1	£2.19. 4
3.029	£2.14. 2	£3. 8.11	£3.19. 0
3.038	£3.16. 5	£4.10. 9	£5.10.10
7.029	£4.19.11	£6. 1.11	£6.13. 3

TRS CABLE

1.044	£2. 3. 5	£2.13.11	£3. 0.10
3.029	£2.15. 9	£3. 6.10	£4. 5. 4
3.038	£3.15. 2	£4. 6. 5	£5. 8. 7
7.029	£4.13.10	£5.18. 2	£6.16. 7

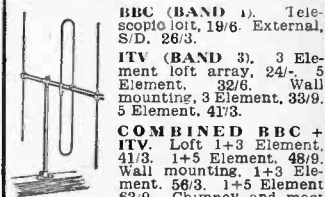
Prices per 100 yds. All sizes stocked Supplied in 25, 50, 75 or 100 yd. lengths. 7.029 and above cut to length—no cutting charge. Carriage paid on all orders over £2. Full range of accessories available. Send for complete lists.

ELECTROSURE
118 FORC STREET, EXETER
Phone: Exeter 56687.

DO IT YOURSELF

Build your own electronic keyboard and play everything! Send for free leaflet. Guitar, cello, flute and trumpet are all easy. Write now...
C. & S, 20 Maude Street, Darlington, Co. Durham.

BBC - ITV - F.M. AERIALS



BBC (BAND 1). Telescopic loft, 19/6. External, S/D. 26/3.
ITV (BAND 3). 3 Element loft array, 24/-, 5 Element, 32/6. Wall mounting, 3 Element, 33/9. 5 Element, 41/3.
COMBINED BBC + ITV. Loft 1+3 Element, 41/3. 1+5 Element, 48/9. Wall mounting, 1+3 Element, 56/3. 1+5 Element 63/9. Chimney and mast mounting units also available.
F.M. (BAND 2). Loft "H." 28/-, 3 Element loft, 52/6. S/D loft, 12/6. External S/D 26/3. State channel when ordering. C.W.O. or C.O.D. F.P. 2/6. Coaxial cable, 3d. yd. Coaxial plugs, 1/3. Send 6d. stamps for illustrated lists.

K.V.A. ELECTRONICS (Dept. P.W.)
3b, Godstone Road, Kenley, Surrey.

Wheatstone Bridge. Make yourself a bridge to measure 0.1 ohm to 1 Megohm to within 1 per cent. Set of 18 Wirewound 1 per cent Resistors, with circuit and instructions, 21/- post paid.

Instrument Rectifiers. Salford 1mA 7/6, 5mA 7/6, Ex-Govt. M35-50mA 3/6, postage 6d. Wirewound 1 per cent at 1, 1.5, 2, 5, 10, 20, 25, 30, 40, 50, 100, 200, 250, 300, 400, 500, 750, 900, 1K, 2K, 5K-ohms.

Transistors. Red Spot 4/6, White Spot 5/-, Sprague 0.1/800v. Tubulars 4/- dozen. Multimeter Circuits for 100uA. 1, 1mA meters free, send stamp only.

1 per cent, 1 per cent and 0.2 per cent Wirewound Resistors and Shunts wound to order. New price list on request. S.A.E. with inquiries please.

PLANET INSTRUMENT CO.
25 DOMINION AVENUE, LEEDS 7

FREE TO AMBITIOUS ENGINEERS

— THE LATEST EDITION OF ENGINEERING OPPORTUNITIES

Have you sent for your copy?

ENGINEERING OPPORTUNITIES is a highly informative 156-page guide to the best paid engineering posts. It tells you how you can quickly prepare at home for a recognised engineering qualification and outlines a wonderful range of modern Home Study Courses in all branches of Engineering. This unique book also gives full details of the Practical Radio & Electronics Courses, administered by our Specialist Electronics Training Division—the B.I.E.T. School of Electronics, explains the benefits of our Employment Dept. and shows you how to qualify for five years promotion in one year.

We definitely Guarantee

“NO PASS—NO FEE”

Whatever your age or experience, you cannot afford to miss reading this famous book. If you are earning less than £20 a week, send for your copy of “ENGINEERING OPPORTUNITIES” today—FREE.

BRITISH INSTITUTE OF ENGINEERING TECHNOLOGY (Incorporating E.M.I. Institutes)
(Dept. SE/21), 29 Wright's Lane, London, W.8

WHICH IS YOUR PET SUBJECT?

Mechanical Eng.,
Electrical Eng.,
Civil Engineering,
Radio Engineering,
Automobile Eng.,
Aeronautical Eng.,
Production Eng.,
Building, Plastics,
Draughtsmanship,
Television, etc.

GET SOME LETTERS AFTER YOUR NAME!

A.M.I. Mech.E.
A.M.I.C.E.
A.M.I. Prod.E.
A.M.I.M.I.
L.I.O.B.
A.F.R.Ae.S.
E.Sc.
A.M. Brit. I.R.E.
City & Guilds
Gen. Cert. of Education
Etc., etc.

PRACTICAL EQUIPMENT

Basic Practical and Theoretical Courses for beginners in Radio, T.V. Electronics, Etc., A.M. Brit. I.R.E. City & Guilds Radio Amateurs' Exam.
R.T.E.B. Certificate
P.M.G. Certificate
Practical Radio
Radio & Television Servicing
Practical Electronics
Electronics Engineering
Automation

INCLUDING TOOLS!

The specialist Electronics Division of B.I.E.T. (Incorporating E.M.I. Institutes) NOW offers you a real laboratory training at home with practical equipment. Ask for details.

B.I.E.T. SCHOOL OF ELECTRONICS



POST COUPON NOW!

Please send me your FREE 156-page “ENGINEERING OPPORTUNITIES” (Write if you prefer not to cut page)

NAME

ADDRESS

SUBJECT OR EXAM THAT INTERESTS ME

THE B.I.E.T. IS THE LEADING ORGANISATION OF ITS KIND IN THE WORLD

Now available again in a new, revised 11th edition . . .

PRACTICAL WIRELESS SERVICE MANUAL

by F. J. Camm. This new edition has been considerably revised and extended and includes instructions for building a transistor test set, 1 Mc/s Capacity Bridge, a Condenser Analyser, TV Oscilloscope, Audio Oscillator and a comprehensive Test Unit. Covers everything from selection of test instruments, fault-tracing without instruments, tracing and eliminating hum, to exhaustive tests for valves and components. 240 illustrations.

21s. FROM ALL BOOKSELLERS . . . or in case of difficulty 22s. from GEORGE NEWNES LTD., Tower House, Southampton Street, London, W.C.2.

JUST RELEASED

REPANCO TRANSISTOR AMPLIFIER AND FEEDER UNIT CIRCUITS

Envelope of theoretical and practical layout diagrams or: 350/500 milliwatt Transistor Amplifier. Simple T.R.F. Band Pass Feeder Unit. Medium wave T.R.F. Feeder Unit with R.F. Stage. Medium and Long wave Unit with R.F. Stage. Medium and Long wave Superhet Feeder Unit. Microphone Preamplifier.

Send now 2/- (post free) for envelope.

RADIO EXPERIMENTAL PRODUCTS LTD.
33 MUCH PARK STREET, COVENTRY

EXPRESS ELECTRONICS

ROSEDENE LABORATORIES
KINGSWOOD WAY, SELDSON, SURREY
VALVES NEW, TESTED AND GUARANTEED
REDUCED PRICES

1C1 7/8	6R87 10/6	12K80T 12/6	EABC80 8/6	N18 8/-
1C3 8/-	6BW6 7/8	12Q70T 7/6	EB91 5/8	N19 7/8
1F1 8/-	6BW7 7/-	12Q70T 7/6	EB41 10/-	PCC84 9/-
1F3 7/8	6C10 9/-	16A6 9/-	EBF80 8/6	PCF80 9/-
1FD1 8/-	6D2 5/8	25A60 10/6	EUC81 7/8	PCF82 10/6
1FD9 7/8	6F12 4/8	25L6GT 9/-	EC82 7/8	PCL82 9/-
1I4 6/9	6H8GT 2/-	25Z40 9/-	EC83 7/8	PL81 12/-
1P1 8/-	6J7GT 8/8	30C1 8/-	EC84 9/8	PL82 9/-
1P10 7/8	6K70 5/8	30L1 8/-	ECF80 10/8	PV81 8/8
1P11 7/8	6K86 7/6	35W4 8/6	ECF82 10/8	PV82 7/8
1R6 7/8	6Q70 7/8	36Z4GT 8/-	ECH82 8/-	R19 12/6
1S6 7/8	6B170T 7/8	58K4 11/6	ECH81 10/-	U09 7/8
1T4 7/8	6BN7GT 5/-	5783 9/8	ECL80 10/8	U76 7/8
1U5 6/-	6V6G 7/8	DAF91 7/8	ECL82 9/8	U78 7/8
3Q4 8/-	6X4 7/-	DAF98 8/-	EF41 9/-	UBC41 8/6
384 7/8	6X5GT 8/-	DF91 7/8	EF80 8/6	UCH42 9/8
3V4 7/8	7B7 7/8	DF98 8/-	EF98 11/-	UF41 8/6
5U4G 7/8	7C5 7/6	DH76 7/8	EP91 4/6	UL14 9/6
5Y3GT 7/8	8D3 8/6	DH77 7/-	EP92 5/6	UY41 7/8
5Z4G 9/8	12AH8 10/6	DH142 8/8	EL41 9/6	W76 8/8
6AK9 8/6	12AT6 8/8	DH150 10/-	EL84 8/6	W142 8/8
6AL5 8/6	12AT7 7/8	DK91 7/8	ES41 10/8	X17 7/8
6AM6 4/8	12AU7 7/8	DK92 9/-	EZ40 7/8	X142 9/6
6AT6 7/8	12AX7 7/8	DK96 8/-	LZ80 8/-	X150 9/6
6BA6 7/-	12BH7 14/6	DL92 7/8	EZ81 8/-	Z77 4/6
6BE6 7/-	12J7GT 10/-	DL94 7/8	KT33C 8/6	ZD17 7/8
6BR7 9/8	12K7GT 8/8	DL96 8/8	N17 7/8	

VOLUME CONTROLS MIDGET SIZE LONG SPINDLES D.P. switch, 3/9; S.P., 3/3; Less switch, 2/6. Values 10K to 2M. Pre set 2/6

MATCHED PAIRS

EL84 21/-, 6V80 17/-, 6BW6 18/- per pair. Push Pull O.P. Transformers for above 3-16Ω 14/8, 12" P.M. Speakers 3Ω 24/8, Baker's "Behlurat" 12" 15Ω, 16W, 90/-, P. & F. 5/6.

SETS OF VALVES

DK81, DF91, DAF91, DL92 or DL84	23/8
DK96, DF96, DAF96, DL96	32/-
1C3, 1F1, 1FD1, 1P1	32/-
1R5, 1T4, 1S5, 284, or 3V4	23/8

Postage and packing 6d. Over £1 post free. C.O.D. 2/6.

THE PUNCH YOU NEED!

HOLE PUNCHES

One Minute Type

3/8" diameter	4/9 ea.
1/2" " " "	5/6 "

Screw-up Type

1/2" diameter	6/- ea.
3/8" " "	B7G	...	6/6 "
5/8" " "	B8A, B9A	...	7/- "
3/4" " "	7/3 "
7/8" " "	7/6 "

Postage and packing 1/-

1 1/8" diameter	8/- ea.
1 1/4" " "	Int. Octal	...	8/9 "
1 1/2" " "	10/- "
1 3/8" " "	11/3 "
1 1/2" " "	B9G	...	12/6 "
2 1/2" " "	Meter	...	18/- "
2 1/8" " "	Meter	...	45/- "

Postage and packing 1/9

Oliver & Randall Ltd.

Dept. P.W.

40, Perry Hill, London S.E.6

Tel: FOREst Hill 8424

H.A.C. SHORT-WAVE EQUIPMENT

AND SHORT WAVE KITS

Famous for over 25 years for S.W. Receivers and Kits of Quality.

H.A.C. were the original suppliers of SHORT-WAVE RECEIVER KITS for the amateur constructor. Over 10,000 satisfied customers—including Technical Colleges, Hospitals, Public Schools, Hams, etc.

Improved designs with Denco coils: **One-valve Kit, Model "C."** Price 25/- **Two-valve Kit, Model "E."** Price 50/- **New Addition: Model "K."** Super sensitive "All Dry" Receiver. Special incl. price, Complete Kit, 77/-.

All kits complete with all components, accessories and full instructions. Before ordering call and inspect a demonstration receiver, or send for descriptive catalogue and order form.

POST THIS COUPON NOW!

"H.A.C." SHORT-WAVE PRODUCTS (Dept. TH), 11, Old Bond Street, London, W.1.

Please send me FREE and without obligation your 1960 literature.

NAME

ADDRESS

TRANSISTORS

Red Spots, 4/-; White Spots, 5/-; Yell/GR, 5/-; Ediswan XB104, 8/6; XA103 (4 Mc/s), 10/-; XA104 (6/8 Mc/s), 12/-; Mullard OC70, 14/-; OC71, 14/-; OC72, 17/-; OC44, 26/-; OC45, 23/-; OC170 (70 Mc/s), 35/-; Newmarket V15/10P (10 watt power), 17/6; Diodes, 1/- and 2/6; Mullard Diode, 4/-; Transistor Holders, 1/-; Electrolytics (sub. min. 15 v.) 2, 4, 8, 50, 100 uf, 3/- ea.; Ardenne Trans. D239, 8/6; D240, 8/6; D131, 12/6; D132, 12/6; T1079, 12/-; D167, 12/-; Headphones L.R., 8/6; H.R., 17/6; Resistors 10% 6d.; 5% tol., 1/-; Tannoy Mike, 5/-; Desk Mike, 31/6; Balance Inserts (use as ear-piece or speaker), 2/6; M.C. Earpiece (use Min. Speaker), 5/-; Westalite Contact Rectifier 250 v., 60 mA, 7/6; Trans 200/250 v. in. out 250-0-250, 6.3 v., 5 v., 15/-; Phillips Trimmers 30 pf., 1/-; Jack P. and Socket, 2/6; 365 pf. Air Var. (suit T.X.S.), 3/-; 6 v. Vibrator Supply 120 v. 60 mA out, 12/6.

TERMS.—Cash with order. Post extra, excess refunded. Morco Reflex Rx, best 2-transistor Receiver. Send 8d. stamps for notes.

MORCO EXPERIMENTAL SUPPLIES
8 & 10 Granville Street, Sheffield 2
Tel.: 27461

RES/CAP. BRIDGE 37/-

p. & p. 2/-

Checks all types of resistors, condensers 6 RANGES

Built in 1 hour. Direct reading
READY CALIBRATED
Stamp for details of this and other kits.
RADIO MAIL (Dept. PY)
Raleigh Mews, Raleigh Street, Nottingham

TRANSFORMERS

Suppliers to B.B.C., I.T.A. and leading radio manufacturers, single or long runs, prompt delivery home and export

Rewinds to all makes

H. W. FORREST (Transformers) LTD.

Shirley, Solihull, Warwickshire
Tel. 8Hirley 2483

HEADPHONES. Browns "F" Lightweight 4,000 ohms 35/-; Competitive high impedance, 14/- and 17/6.

AERIAL WIRE. 14 s.w.g. enamelled copper, any length, 5d. yd., 7-strand insulated copper: 25ft. 2/3, 50ft. 4/-, 75ft. 6/-, 100ft. 7/6.

RESISTORS. 1/2 watt fully insulated, 10% tolerance. All values 4d., 1 watt 6d., 2 watt 9d.

DIALS.—J.B. Full Vision 13/-, SL8 27/6, SL5RV 22/6, SL15 25/6, SL16 13/9, Caliband 21/6.

★

Stockists of Denco, Eddystone, Repanco, Radiospares, Belling & Lee, Woden, etc.

★

Minimum postage 9d. on orders under £3.

SOUTHERN RADIO & ELECTRICAL SUPPLIES
SO-RAD WORKS
REDLYNCH, SALISBURY

1in. **SPEAKER** and 5in. **TWEETER** by leading manufacturer, 75/-. This is less than main list price. 3 or 15 ohms.

CUT PRICE TOOLS. 5in. side cutters, 5/-; 5in. plated round nose tapered pliers, 5/-; 7in. flat-nosed tapered pliers, 8/6; Pocket neon testers with retractable screwdriver, 5/-; 7in. combination pliers, 6/-; 8in. Steel Block Planes 1in. blade, 10/6.

FULL SIZE 1/8 CHR/VAN TWIST DRILLS. Sets 7—116 to 1in. in Wicket, 6/-; Smaller size sets, 4/-.

NEW BONDED BSR UAS 4-SPEED AUTO-CHANGERS, 200/250 v. A.C. £6.19.6. Carriage 5/-.

OUR FAMOUS TRANSFORMERS. Input 200/250. Output tapped 3 to 30 v. 2 a. or 5, 11, 17 v. 5 a. Each 24/6.

F.W. METAL RECTIFIERS. 12/6 volt 1 a.; 7/8: 3 a., 13/-: 4 a., 17/6: 6 a., 27/6: **TOGGLE SWITCHES DPDT.** 3/6.

MICRO SWITCHES. Make & Break, 5/6: **MAINS TRANSFORM. & RECTIFIER.** Output 12 v. 1 a. D.C. 19/6.

NICKEL NIFE BATTERIES. 1.2 v. 2.5 a. Size 3 x 2 1/2 x 1in. 6/-, or 3 for 16/-, 4 for 21/-; **ARMY MORSE KEYS.** 3/- and 8/6.

RELAYS. We hold large stocks. Any contact combination and operating coil voltage supplied from 3/-.

KEY SWITCHES from 3/-; **6 OR 12 v. RELAYS.** With 4 make contacts, 6/-, 2 for 11/6, 3 for 16/-, 4 for 21/-; **VERY POWERFUL GEARED SMALL 12 v. D.C. MOTORS,** instant stop, 3 x 1 1/2in. 16/6.

All items new, guaranteed and post free except where stated.

Lists sent on request. Post orders only to

THE **RADIO & ELECTRICAL MART**
29 STATION APPROACH, SUDBURY TOWN, WEMBLEY, MIDD.

Popular Valves

200 TYPES AVAILABLE AT PRICES LESS THAN USUAL. SEND FOR FREE LIST PV2.

J. T. FILMER,

82, DARTFORD RD., DARTFORD, KENT.

Tel.: Dartford 24057.

HIGH FIDELITY LOUDSPEAKER ENCLOSURES. PRACTICAL STEREO.

PORTABLE TRANSISTOR RADIO AND RADIOGRAM. 2.9d.

PRACTICAL TRANSISTOR RECEIVERS. Sinclair, 5.3d.

TRANSISTOR CIRCUITS. Gregory, 2.9d.

SERVICING TRANSISTOR RECEIVERS. Pettit, 6/10d.

ELECTRONIC NOVELTIES. Bradley, 5.4d.

ELECTRONIC GADGETS. Bradley, 3/10d.

RADIO CONTROL OF MODELS. Sommerhoff, 5.4d.

BOYS' BOOK OF CRYSTAL SETS AND SIMPLE CIRCUITS. 2.9d.

GUIDE TO BROADCASTING STATIONS. New Edition, 3/9d.

GRUNDIG BOOK. New edition, 13/3d. The above prices include Postage.

THE SELRAY BOOK CO.

60 Hayes Hill, Hayes, Bromley, Kent.

"GLOBE-KING"

WORLD-FAMOUS KITS AND RECEIVERS for the Radio Amateur and S.W. Listener. Catalogue Free, enclose stamp for Postage. Kits from 79/6 at your dealers, or direct from

JOHNSONS (RADIO)

ST. MARTINS GATE, WORCESTER

EDDY'S

(NOTTM.) LTD.

172 Alfreton Road, Nottingham

Huge Purchase!

TRANSISTORS

Red Spot. 4/6 ea. Doz. Lots. 4/- ea.
White Spot, 6/6 ea. Doz. Lots. 5/9 ea.
Postage and Packing 6d.

LUXEMBOURG EXPANDING AERIALS. Complete and easy to fit. No Technical Knowledge required. Greatly improves reception, 3/11. Post 6d.

GERMANIUM DIODES, 9d. each. 8/- dozen. Post 4d.

THROAT MIKES, 1/- Post 6d. Could be used for electrifying musical instruments.

SPECIAL OFFER!—CAR RADIO KITS. Seven Transistor. Long and Medium Waves. 2 watts output. R.F. stage and automatic gain control. Complete kit with cabinet 10½ gns. Speaker extra 17/11. Post and Packing 5/- (Please state voltage.) Size: 7½ x 7½ x 2½ in.

DIMMER SWITCHES. Ideal for train speed regulators, 1/11. Post 9d.

HEADPHONE CORDS. High quality 6ft. lengths, 1/11 pair. Post 6d.

HAND MIKES. Carbon, 3/11. P. & P. 1/9.

PAPER CONDENSERS. 10mfd. Block. Ideal for cross over networks, 3/11. Post 1/3.

RECTIFIER/STABILISER for 1.4 volt valves, midgeot, 3/-. Post 6d.

CONDENSERS. Tubular wire end (Not ex. Govt.). 8mfd. 450v., 1/9; 8-8 450v., 2/6; 8-8 450v., 2/6; 16mfd. 450v., 2/9; 16-16 450v., 3/9; 16-8 450v., 4/-; 32mfd. 450v., 3/9; 32-32 350v., 4/- Post 1/-.

CRYSTAL SETS. Complete. 2 wave bands. High gain. Good quality, 19/11. Post and Packing 2/-.

HEADPHONES. High Resistance, to suit above crystal sets. Good quality, 12/11 pair. Post and Packing 1/6.

RECTIFIERS. RMI, 4/9; RM3, 7/6; RM2, 6/6; RM4, 15/6; RM5, 19/6. Contact cooled, miniature 200v. 60ma., 7/6. Post 1/-.

All Above are New and Guaranteed


Surplus New and Guaranteed Valves

1L4	3/9	12A77	6/-	ECF80	10/6
1R5	6/6	12A78	7/-	ECF82	10/6
1S5	6/-	12AX7	7/6	ECH42	8/9
1T4	4/9	20D1	9/6	ECL80	9/6
354	7/6	25A6G	8/-	ECL82	10/6
5U4G	5/9	25L6GT	9/-	EF40	13/6
5Z4G	9/-	25Z4G	7/6	EF41	8/6
6B8G	2/11	35L6GT	9/6	EF42	7/6
6BA6	6/6	35V4	6/9	EF50	1/9
6BE6	6/6	807(B)	3/9	EF80	6/6
6B7E	6/6	954	1/6	EF85	7/-
6C4	3/6	955	3/11	EF86	11/-
6F1	6/6	956	2/11	EL42	9/6
6K7G	2/3	AZ1	12/6	EL84	8/3
6K8G	6/6	DAF96	8/3	EY51	9/6
6Q7G	7/6	DF96	8/3	EY86	9/6
6SA7M	6/-	DK96	8/6	EZ40	7/-
6SG7M	5/-	DL96	8/3	EZ80	6/9
6SN7GT	4/9	EB41	7/-	PCB84	8/6
6V6G	5/9	ECC81	6/-	PCF80	9/-
6V6GT	6/6	ECC82	7/-	PLC82	9/3
6X4	6/-	ECC83	7/6	PEN36C	9/6
6X5GT	6/-	ECC84	8/9	PL36	12/-
12A6	5/6	ECC85	8/6	PL81	11/6
12AT6	8/6				

Any parcel insured against damage in transit for only 6d. extra per order. All uninsured parcels at customer's risk. Postage and Packing 6d. per valve extra. Over £3 Free. C.O.D. or C.W.O. only C.O.D. charge 3/- extra. S.A.E. with all enquiries.

CABINETS & HI-FI EQUIPMENT

We can supply any Cabinet to your own specification



"Bureau" £16.16.0

This is only one example taken from our extensive range of stock cabinets. Write for our NEW 24 page fully illustrated catalogue on THE LARGEST RANGE OF CABINETS IN THE COUNTRY. Equipment is also our speciality and we now offer, in a novel book form: A NEW EQUIPMENT COMPARATOR illustrating our range of radio chassis, speakers, tape decks, single players and autographers. SEND TODAY for a copy of these two books, which are absolutely FREE.

LEWIS radio
120 (PW560) Green Lanes, Palmers Green London, N.13, BOWES Park 1155/6 (Nr. The Cock Tavern)

FIRST-CLASS RADIO COURSES...

GET A CERTIFICATE!
QUALIFY AT HOME—IN SPARE TIME

After brief, intensely interesting study—undertaken at home in your spare time—YOU can secure your professional qualification. Prepare for YOUR share in the post-war boom in Radio. Let us show you how!

—FREE GUIDE—
The New Free Guide contains 132 pages of information of the greatest importance to those seeking such success-compelling qualifications as A.M. Brit. I.R.E., City and Guilds Final Radio, P.M.G. Radio Amateurs, Exams., Gen. Cert. of Educ., London B.Sc. (Eng.), A. M. I. P. E., A. M. I. Mech. E., Draughtsmanship (all branches) etc., together with particulars of our remarkable Guarantee of SUCCESS OR NO FEE
Write now for your copy of this invaluable publication. It may well prove to be the turning point in your career.
FOUNDED 1885—OVER 150,000 SUCCESSES.

NATIONAL INSTITUTE OF ENGINEERING
(Dept. 461), 148, HOLBORN, LONDON, E.C.1.
S. Africa: P.O. Box 8417, Jo'burg.
Australia: P.O. Box 4570, Melbourne

Learn more — Earn more

THE EASY WAY
Now offered for the first time, FAMOUS

COYNE ELECTRICAL SCHOOL BOOKS

These amazing practical handbooks with an ENTIRELY NEW METHOD show you how to find the trouble in ANY TV, or transistor circuit FAST!

1. **Pin-Point TV TROUBLES IN 10 MINUTES!** Find the exact sound or picture trouble in ANY TV set from 700 possibilities! 300 pages; 300 diagrams, check charts! 31/6d., postage 10d.

2. **Pin-Point TRANSISTOR TROUBLES IN 12 MINUTES!** Trouble-shoot every type of circuit in ALL transistorized equipment! 525 pages; hundreds of illustrations; 120 check charts. 47/6d., postage 1/-.

3. **TV SERVICING ENCYCLOPAEDIA.** Covers every phase of TV. Provides a complete understanding of how TV receivers work, how to repair them, keep them working properly. Special section on picture pattern servicing (detailed actual photos). Includes methods of testing and measuring performance in each section of any TV set; alignment, amplifiers, antennas, controls, sync circuits, power supplies, video IF amplifiers, etc. etc. Over 450 illustrations, photos, diagrams, charts, test patterns, 608 pages, 5½ x 8½ in. 47/6d., postage 1/6d.

4. **PRACTICAL TELEVISION SERVICING AND TROUBLE SHOOTING MANUAL.** HOW to align sets, service by patterns, install antennas, analyse waveforms, use detection methods. HOW to adjust and tune every part of the Audio and Video sections. HOW to handle ALL problems in the high and low voltage power supply sections. Sweep oscillators, frequency control, V.H.F./F.M. amplifiers, tuners, etc.—what they are and how you handle service problems on them. Actual photos of Colour Television equipments for broadcasting and receiving. 18 DIC chapters, 300 illustrations—1500 Television Facts—Complete—Practical—Up to date. 34/-, postage 1/-.

5. **TRANSISTORS AND THEIR APPLICATION IN TELEVISION-RADIO-ELECTRONICS**
A practical book about transistors for servicemen, engineers, amateur and experimenters. Explains in easy-to-understand language the theory and practical applications of transistors. Clarifies transistor circuitry, installations, testing techniques, theory and servicing. Also covers development; physical and electrical properties; transistor amplifier circuits, oscillator circuits, special circuits and many other interesting subjects. 100 pages, illustrated. 12/-, postage 6d.

TRY ANY BOOK 7 DAYS WITH MONEY-BACK GUARANTEE!

SIM-TECH BOOK CO.

HURST CLOSE, TOTTON SOUTHAMPTON, HANTS.
Please send the books circled below for 7 days' free examination. If not satisfied I will return books in good condition within 7 days, post-paid, and you agree to refund my money.

PLEASE CIRCLE
1. _____ 2. _____ 3. _____ 4. _____ 5. _____
Name _____
Address _____

Enclosed please find 8 s. d. payment, including postage (free if order exceeds £3 in value). Please write for complete list of additional books.
RADIO DEALERS WHO WISH TO STOCK THESE BOOKS PLEASE WRITE FOR TRADE TERMS

FREE LISTS

BY RETURN OF POST

VALVES, TUBES, MAINS TRANSFORMERS, QUARTZ CRYSTALS, METERS, TEST UNITS, TRANSISTORS, CHOKES, MINIATURE COMPONENTS, RECTIFIERS, CONTROLS, ETC.

UNBEATABLE VALVE PRICES!

ALL GUARANTEED: SEND FOR FREE COMPLETE LIST OF OVER 600 TYPES. INCLUDES TX, TUBES AND INDUSTRIAL UNITS

0A2 10/-	3V4 7/6	6C5 5/-	6S07 6/-	12SC7 6/-	83 10/-	DL91 7/-	KT66 12/6
0B2 10/-	5R4G 8/6	6F6 7/6	6SR7 6/-	12SG7 6/-	807USA 7/6	DK92 7/6	KTW61 6/6
0Z4 5/-	5V4 10/-	6F8 7/6	6SS7 6/-	12SH7 6/-	AC/SG 10/-	DL94 7/6	KTW63 5/-
1A5 5/-	5X4G 10/-	6F12 5/-	6U4 12/6	12SJ7 6/-	AC2PENDD 12/6	DM70 8/6	MVS PEN
1A7 12/6	5Y3GT 6/-	6F32 7/6	6U7 5/-	12SK7 6/-	AC/PEN 10/-	EB91 5/-	MS PEN 10/-
1CS 10/-	5Y4G 10/-	6F33 5/-	6V6G 8/6	12SQ7 8/6	AC/VPI 10/-	EBC33 6/6	MU14 7/6
1H5 10/-	5Z3 10/-	6J5M 5/-	6V6GT 7/6	1457 14/-	AC/VP2 10/-	EFS0 4/-	MX40 10/-
1L4 5/-	5Z4G 8/6	6J7M 7/6	6V6M 10/-	25A6 10/-	AR8 5/-	EL32 5/-	N14 10/-
1LD5 5/-	5Z4M 10/-	6K7G 5/-	6X4 6/-	25L6 10/-	AR8 5/-	EL33 12/6	PEN4VA
1LN 5/-	6A7 9/-	6K7M 7/6	6X5GT 5/-	25Z4 9/-	AZ31 10/-	EM34 7/6	PEN25 5/-
1N5 10/-	6AB8 10/-	6K8M 10/-	7A7 9/-	25Z5 9/-	CL33 12/6	EM80 10/-	PEN46 5/-
1R5 7/-	6AC7 5/-	6L6M 10/-	7D5 10/-	25Z6GT 10/-	CY1C 10/-	EM85 11/-	PP36 10/-
1S4 7/-	6AG5 5/-	6Q7G 7/6	7D6 10/-	28D7 4/-	DAC32 10/-	FC4 10/-	PX25 12/6
1S5 6/6	6AK5 6/-	6R7 7/6	757 9/-	35Z5 8/6	DAF91 7/-	FW4/800	QP21 5/-
1T4 7/-	6AL5 5/-	6SA7 6/-	7Y4 7/-	42 7/6	DC90 9/-	GZ32 11/-	QP25 6/6
3A4 7/-	6AM5 5/-	6SC7GT 7/6	9D6 5/-	43 10/-	DF91 7/-	GZ34 11/-	SP4 10/-
3A5 9/-	6AH6 5/-	6SG7 6/6	12AH7 6/-	50B5 10/-	DH63 7/6	HL23/DD	TDD4 10/-
3D6 4/6	6BBG 4/6	6SH7 5/-	12AU6 9/-	50C5 10/-	DK32 12/6	DK40 10/-	U50 6/-
3O4 7/6	6BR7 12/6	6SJ7 6/-	12BE6 10/-	75 10/-	DK91 7/-	KT33C 8/6	UCH42 10/-
3Q5 9/-	6BW6 8/6	6SK7 6/-	12J7 10/-	80 8/6			
354 7/-	6C4 5/-	6SL7 6/-	12K8 10/-	83V 10/-			

Special reductions for sets of valves. Send for free list. P.P. 6d. per valve. Orders above £3 post free.

TRANSISTORS

FREE COMPLETE LIST AND DATA ON REQUEST

FULLY GUARANTEED

EDISWAN

XC121	400mW in Push-Pull	... 34/- pr.
XC101	325mW in Push-Pull	... 32/- pr.
XA104	6 Mc/s osc/mixer, R.F.	... 18/- ea.
XA103	4 Mc/s R.F., I.F. amp.	... 15/- ea.
XB104	Audio Output Driver	... 10/- ea.
XB104	Pairs, 250mW Output	... 20/- pr.
XA102	9 Mc/s osc/mixer, R.F.	... 26/- ea.
XA101	5 Mc/s, R.F., I.F. amp.	... 23/- ea.
XC131	Matched prs., 500mW	... 34/- pr.

SEMICONDUCTORS

SB078	20 Mc/s Short Wave, R.F.	10/- ea.
SB305	25 Mc/s Radio Control	... 15/- ea.
SB231	30 Mc/s Radio Control	... 22/6 ea.
SB231R	35 Mc/s, H.F. osc/mixer	... 30/- ea.

Above are direct equivalents of SB344; SB100; SB101, etc.

MULLARD

OC72	Power Driver	... 16/- ea.
OC45	6 Mc/s, R.F., I.F.	... 18/6 ea.
OC71	Audio Driver	... 10/- ea.
OC72	400mW Push-Pull	... 30/- pr.
OC170	70 Mc/s Short Wave	... 35/- ea.
OC139	N.P.N. 4 Mc/s	... 66/- ea.
OC140	N.P.N. 6 Mc/s	... 72/- ea.
OC16	Power Output	... 54/- ea.
OC76	R.C. Switching	... 15/- ea.

SURLUS

Red Spot	Audio Driver	... 5/- ea.
White Spot	R.F., I.F., amp.	... 7/6 ea.
Photo-Transistor	(General)	... 10/- ea.

NEWMARKET

V15/10P	Power Output, 2 watt	15/- ea.
V15/20P	High Gain Power	... 39/- ea.
V15/10P	Up to 10 watt pairs	... 30/- pr.
V15/20P	Intermediate Power	... 25/- ea.
V30/30P	High Gain Power	... 57/- ea.

Largest Range in the Country

Transistor Reductions when purchased in sets. Send for New List.

WE ARE ABLE TO SUPPLY MOST OF THE COMPONENTS USED ON CIRCUITS PUBLISHED IN THIS AND OTHER MAGAZINES AND BOOKLETS. WHERE THE EXACT ITEM IS NOT AVAILABLE WE CAN RECOMMEND A SUITABLE SUBSTITUTE.

TRADE INQUIRIES INVITED ON ALL ITEMS AND DO-IT-YOURSELF UNITS


8-IN. R.C.A. SPEAKER

Complete in Black Crackle Case. 3 ohms High-Flux Speaker, 45% P.P. 2/6.

SUB-MIN. TRANSISTOR CONDENSERS

2mfd 1½VW; 4mfd 6VW, 2/- ea. 2mfd 9VW; 8mfd 10mfd; 6mfd; 50mfd, 2/3 ea. 500mfd 6VW, 1/6; 500mfd 25VW, 3/-.

Complete list by return of post.



Chassis Size 10 x 10 x 4in.

CRYSTAL MICROPHONES AND INSERTS

ACOS AND OTHER WELL-KNOWN MAKES. BRAND NEW.

3/4in. Square (ex-units)	... 3/6
1 1/4in. Square	... 7/6
1 1/4in. Round	... 7/6
1 1/2in. Round	... 8/6
1 1/2in. Round	... 14/-
2in.	... 12/6

All guaranteed. P.P. 6d. any type. Acos 39-1 Stick Mic. 39/6, P.P. 1/6 Acos 40 Desk Mic. 25/-, P.P. 1/6

SHORT-WAVE RADIO

- ★ 3 Wavebands (10 to 550 metres)—650 kc/s to 2 Mc/s, 3 to 11 Mc/s, 11 Mc/s to 30 Mc/s.
- ★ 5-valve Marconi Superhet.
- ★ A.C./D.C. 200 to 250 v. mains.
- ★ 7 x 4in. Speaker, ★Gram. input.
- ★ Slow-motion Drive. ★ Frame Aerial.

NOW £6.15.6 P.P. 3/6. Inc. Speaker. OR COMPLETE IN PORTABLE CABINET, £7.12.6, P.P. 4/-.

- ★ ALTERNATIVE MODEL: MEDIUM, LONG AND SHORT. IDEAL GRAM CHASSIS.

— THE WORLD IN YOUR HOME —

BRAND NEW "POCKET TESTMETERS"


Ideal for Radio, TV Servicing, Amplifier, Equipment Testing and all Transistor work, Use them for checking: car electrical wiring, household wiring, batteries, model railways, etc.

— FULLY GUARANTEED —

TWO MODELS AVAILABLE

A-10: 500 micro-amp movement; 2,000 ohms/volt. General purpose Testmeter, 15 different scale readings, size 5 1/4 x 3 3/8 x 1 1/2in. Weight 17oz. Price including test leads. Full instructions and built-in long life batteries. £4.17.6 P.P. 1/6

B-20: 100 micro-amp movement; 10,000 ohms/volt. More sensitive than A-10; 20 different scales. Size 5 1/2 x 3 1/2 x 2 1/2in. Weight 24oz. PRICE INCLUDING TEST LEADS, INSTRUCTIONS AND BATTERIES £6.10.0 P.P. 2/-



HENRY'S (RADIO) LTD.

Opposite Edgware Road Tube Station, PADDINGTON 1008/9.

5 HARROW ROAD, EDGWARE ROAD, PADDINGTON, LONDON W.2

OPEN MONDAY to SAT. 9-6. THURS. 1 o'clock.

SEE BACK PAGE

Practical Wireless

BLUEPRINT

SERVICE

ALL OF these blueprints are drawn full-size and although the issues containing descriptions of these sets are now out of print, an asterisk in the list below denotes that constructional details are available free with the blueprint.

The index letters which precede the Blueprint Number indicate the periodical in which the description appeared. Thus PW refers to PRACTICAL WIRELESS; AW to *Amateur Wireless* and WM to *Wireless Magazine*.

Send (preferably) a postal order to cover the cost of the Blueprint (stamps over 6d. unacceptable) to

PRACTICAL WIRELESS, Blueprint Dept., George Newnes, Ltd., Tower House, Southampton Street, Strand, W.C.2.

SPECIAL NOTE

THE following blueprints include some pre-war designs and are kept in circulation for those constructors who wish to make use of old components which they may have in their spares box. The majority of the components for these receivers are no longer stocked by retailers.

Title	Number	Price
CRYSTAL SETS		
Junior Crystal Set	PW94*	2/-
Dual-wave Crystal Diode	PW95*	2/6

STRAIGHT SETS		
Battery Operated		
Modern One-valver	PW96*	2/6
All-dry Three	PW97*	3/6
Modern Two-valver	PW98*	3/6

SUPERHETS		
Mains Operated		
A.C. Band-pass Three	PW99*	4/-
A.C. Coronet-4	PW100*	4/-
A.C./D.C. Coronet	PW101*	4/-

MISCELLANEOUS		
The PW 3-speed Autogram	—*	8/-
The PW Monophonic Electronic Organ	—	8/-

TELEVISION		
The PT Band III Converter	—*	1/6

Title	Number	Price
A.C. Fury Four	PW20*	2/6
Experimenter's Short Wave	PW30a*	2/6
Midget Short Wave Two	PW38a*	2/6
Band-Spread Three (Battery)	PW68*	2/6
Crystal Receiver	PW71*	2/-
Signet Two (Battery)	PW76*	2/6
Simple S.W. One-valver	PW88*	2/6
Pyramid One-valver	PW93*	2/6

BBC Special One-valver	AW387*	2/6
Short-Wave Two	AW429*	2/6
Short-Wave World Beater	AW436*	3/6

TELEVISION		
Argus Television Receiver	—*	3/-
Simplex Television Receiver	—*	3/6

QUERY COUPON

This coupon is available until 7th May, 1960 and must accompany all queries in accordance with the notice on our "Open to Discussion" page.

PRACTICAL WIRELESS, MAY, 1960

Entirely New Design in Transistor Portable Radios !

“CONTINENTAL—6” Combined Portable/Car Radio.

“For Style, Quality Performance and Value for Money.”

Medium and Long Wave Full Tuning.

- ★ Plessey Printed Circuit
- ★ 6 Top Grade Ediswan Transistors
- ★ 5" High Fidelity Speaker
- ★ 400mW Push-Pull Output
- ★ Internal Ferrite Aerial
- ★ Slow Motion Tuning
- ★ Full Instructions
- ★ Printed Circuit marked with Component Numbers
- ★ Double Tuned I.F.s
- ★ All Components Guaranteed

Total Cost of all Components

£11.10.0 p.p. 3/6

including Cabinet, Battery, Transistors, Car Radio, AVC and all necessary items.



A highly sensitive and selective portable fully tuneable on medium and long waves. Performs equally well as a car radio. Low running costs, good looks and care of construction combine to produce a radio equal to commercial receivers in the 20 gns. class.

(Size 9½" x 7" x 3½"
Weight 4 lbs.)

All components available separately. Send for descriptive leaflet and prices. CALL FOR DEMONSTRATION

All Components for the Popular “TRANSISTOR 8” £10.19.6 P.P. 2/6 FREE BOOKLET

MAJOR—2

(Two-transistor Pocket Radio)



69/6 TOTAL COST
P.P. 1/6

- ★ 4-stage reflex !
- ★ Medium wave : tunable!
- ★ Very sensitive !
- ★ No aerial or earth!
- ★ Complete lay-out!
- ★ Over 6 months on one battery.
- ★ 4½ x 3 x 1½ in.
- ★ Weight only 4 ozs.
- ★ Personal 'phone.

RED-SPOT TRANSISTORS

5/- EACH

WHITE-SPOT

7/6

NEW FREE LIST ON REQUEST Fully Guaranteed

MAJOR—3 (THREE TRANSISTOR POCKET RADIO)



(As Described in "R.C." Sept. '59)

- ★ 5-stage Reflex Circuit.
- ★ No Aerial or Earth.
- ★ Min. Volume Control.
- ★ 3 Ediswan Transistors.
- ★ Medium Wave Tuning.
- ★ Size 4½ x 3 x 1½ in.
- ★ Personal 'phone.

NEW BOOKLET FREE: All components sold separately. (Beware of Imitations.)

GOOD RECEPTION ANYWHERE!

TOTAL **87/6** P.P. 1/6 NEW BOOKLET FREE
FANTASTIC OUTPUT, TERRIFIC RECEPTION. GUARANTEED ANYWHERE.

HEARING AID

3-Transistor: Size 3 x 2 x ½ in. Includes Xtal. Mic. and Earphone, Battery, etc. All Components, 89/6, P.P. 1/-.

2-WATT POWER STAGE

For use with "Continental". Works from 12-volt supply. Overall size 4½ x 3½ x 2¼ in. All parts with Power transistor, less speaker, 52/6, P.P. 2/-.

All Sizes of Speakers from...

Special offer of MERCURY Batteries

1.3 volts, 500 mA/H

Size ½ in. diam. x ½ in. length.

ONLY 1/3 ea. or 12/- a doz.

IDEAL FOR ALL TRANSISTOR WORK

SQUARE WAVE GENERATOR

2-Transistor, approx. 8 Kc/s Output: 15 volt supply. All Components 20/-, P.P. 1/-.

250mW POWER STAGE

2-Transistor Push-Pull Amplifier for use with Major 2 or 3 or Similar. All parts with 3-inch Speaker, etc. 59/6, P.P. 1/6.

RF, IF, AUDIO SIGNAL TRACER

2-Transistor Unit. Size 4½ x 3 x 1½ in. Headphone output. 37/6, p.p. 1/6 or 32/6, p.p. 1/6 Less Phones.

RF, IF, OSCILLATOR

Harmonic Output 450 Kc/s. to 3 Mc/s or more. Ideal for Radio Testing, etc. All components, 25/-, p.p. 1/-.

TELESCOPIC CHROME AERIALS

7-Sections, 3ft. 6ins. open; 6ins. closed. Ideal for Portable Receivers, Walkie-talkies, Radio Control, etc. 12/6, P.P. 1/-.

“PRACTICAL TRANSISTOR CIRCUITS”

14 Circuits for the Home Constructor, including data, prices and information. 1st Edition, 2/-, post free.

AUDIO GENERATOR

Ideal for Audio Tests or Morse Code Unit. All parts 25/-, P.P. 1/-.

MULTI-CHANNEL RADIO CONTROL RECEIVER

3-Transistor: Size 2 x 1½ x 1½ in. Weight 1 oz.: terrific performance. All components (less reed unit), 50/-, p.p. 1/-.

Ideal 25 to 35 Mc/s. Short Wave Radio.

SEE OTHER ADVT. INSIDE

HENRY'S (RADIO) LTD.

5 HARROW ROAD, EDGWARE ROAD, PADDINGTON, LONDON, W.2.

← Opposite Edgware Road Tube Station. PADDINGTON 1008/9

OPEN MONDAY to SAT. 9-6, THURS. 1 o'clock.

718