

CRYOGENICS: ELECTRONIC PERPETUAL MOTION

POPULAR ELECTRONICS

DECEMBER
1964

35
CENTS

BONUS PROJECTS

Electric Fence Charger
Put Tree Lights to Music
Slim Hi-Fi Speaker System
Motor Speed Controller

MINIATURE SUPERHET POCKET RECEIVER

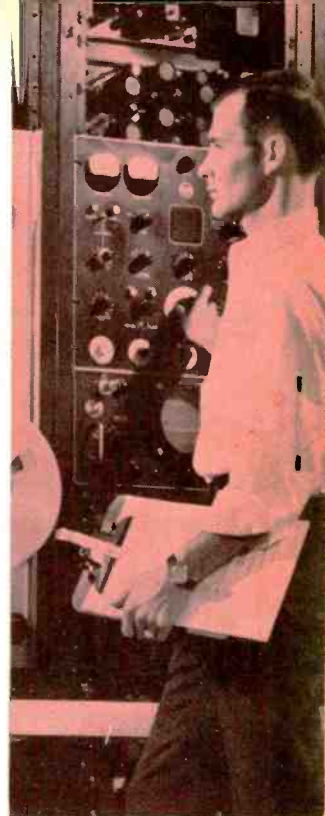



Voltmeter predicts
auto battery failures

(page 53)

RIVERSIDE
64 WINDSLOM ST
K DELLEFEMINE
E0667 650256DEL0064MK06M





GET A FAST START WITH NRI'S ABSORBING, NEW ACHIEVEMENT KIT

Delivered to your door—everything you need to make a significant start in the Electronics field of your choice! This new starter kit is an outstanding, logical way to introduce you to NRI training kits . . . an unparalleled example of the value of NRI home-study training. What's in it? Your first group of lesson texts; a rich vinyl desk folder to hold your study material; the industry's most complete Radio-TV Electronics dictionary; valuable reference texts; lesson answer sheets; pre-addressed envelopes; pencils; pen; engineer's ruler, and even postage. No other school—as anything like it.

ELECTRONICS COMES ALIVE WITH CUSTOM TRAINING KITS

You get your hands on actual parts and use them to build, experiment, explore, discover. NRI pioneered and perfected the "home lab" technique of learning at home in spare time. Nothing is as effective as learning by doing. That's why NRI puts emphasis on equipment, and why it invites comparison with equipment offered by any other school. Begin now this exciting program of practical learning created by NRI's Research and Development Laboratories. It's the best way to understand fully the skills of the finest technicians—and make their techniques your own.

"BITE-SIZE" LESSON TEXTS PROGRAM YOUR TRAINING AT HOME

Certainly, lesson texts are necessary. NRI's programmed texts are as simple, direct and well illustrated as 50 years of teaching experience can make them. They are carefully programmed with NRI training kits to make the things you read about come alive. You'll experience all the excitement of original discovery.

HOBBY? CAREER? PART-TIME EARNINGS? MAIL COUPON TO NRI

Whatever your reason for wanting to increase your knowledge of Electronics . . . whatever your education . . . there's an NRI instruction plan to fit your needs. Choose from three major training programs in Radio-TV Servicing, Industrial Electronics and Communications or select one of seven NRI courses in specialized subjects. Mail coupon for NRI catalog. Find out how you can train at home this exciting, rewarding way.

DISCOVER THE EXCITEMENT OF NRI ELECTRONICS TRAINING

Founded 50 years ago—in the days of wireless—NRI pioneered the "learn-by-doing" method of home-study. Today, NRI is the oldest, largest home-study Electronics School, offering the kind of instruction that makes learning exciting, fast. You build, test, experiment, explore. Whatever your interest, your need, your education, investigate the wide variety of NRI training plans . . . find out about the NRI Achievement Kit. Cut out and mail the postage-free card now. No salesman will call. NATIONAL RADIO INSTITUTE, Electronics Division, Washington, D.C. 20016.

50 YEARS OF LEADERSHIP IN ELECTRONICS TRAINING

Pick your field of ELECTRONICS

NOW NRI OFFERS YOU 10 WAYS TO TRAIN AT HOME IN SPARE TIME

Any training—if it is to be worth your time and money—must give you the knowledge and the skills you seek, the knowledge and the skills employers want. That's why NRI puts emphasis on providing a *choice* of carefully developed training plans in Electronics. NRI now offers you 10 ways to train at home . . . 10 ways to meet the challenge of today's job market by training with NRI for a career in Electronics, for part-time earnings, or

simply for developing a new, fascinating hobby. The proof of the quality of NRI training plans is in its record of tens of thousands of successful graduates and the reputation NRI holds throughout the Electronics industry. Move ahead now in this exciting, growing field. Select the training plans of most interest to you and mail the postage-free card today. NATIONAL RADIO INSTITUTE, Electronics Division, Washington, D. C. 20016.



TELEVISION-RADIO SERVICING

Complete training from basic fundamentals of electricity to home entertainment equipment. You learn to fix radios, hi-fi and stereo sets, black-and-white and color TV, etc. A profitable field full or part-time.



INDUSTRIAL-MILITARY ELECTRONICS

From basic principles to computers. A comprehensive training plan that teaches you the fundamentals, then takes you into such modern-day miracles as servos, telemetry, multiplexing, phase circuitry, other subjects.



COMPLETE COMMUNICATIONS*

Designed to teach and provide you with actual practice in operation, service and maintenance of AM, FM, and TV broadcasting stations. Also covers marine, aviation, mobile radio, facsimile, microwave, radar.



FCC LICENSE*

Specifically designed short course to prepare you for your First Class FCC Radiotelephone License examinations. You begin with fundamental Electronic principles, advance to required subjects covering equipment, procedures.



MATH FOR ELECTRONICS

A brief course for engineers and technicians who need a quick review of essential mathematics used in industry, communications, in government jobs. Basic arithmetic review, short-cut formulas, modern digital number systems, much more.



BASIC ELECTRONICS

A concise course to teach modern Electronic terminology and components. A wealth of practical, useful information to help you better understand the field, give you some technical knowledge. For anyone who wants a basic understanding of Radio-TV Electronics.



ELECTRONICS FOR AUTOMATION

Not for beginners, but for men with some fundamental knowledge of Electronics who want an understanding of Automation in present use. Covers process control, ultrasonics, telemetering and remote control, electromechanical measurements, other subjects.



AVIATION COMMUNICATIONS*

Prepares you to install, maintain, service aircraft communications equipment. Covers direction finders, ranges, markers, Loran, Shoran, Radar, landing systems. Earn your First Class FCC License with Radar Endorsement.



MARINE COMMUNICATIONS*

Covers transmitters, direction finders, depth indicators, radar, sonar, other equipment used on commercial ships and pleasure boats. Prepares you for First Class FCC License with Radar Endorsement.



MOBILE COMMUNICATIONS*

Learn to install and maintain mobile equipment and associated base stations. Covers transmitters and receivers used by police and fire departments, public utilities, construction firms, taxis, etc. Prepares for First Class FCC License.

*NOTE: You must pass your FCC License exams (any Communications course) or NRI refunds in full the tuition you have paid.

Our 50th Year of Leadership in Electronics Training



POPULAR ELECTRONICS



POPULAR ELECTRONICS is Indexed
in the Readers' Guide
to Periodical Literature

This month's cover photo by Bruce Pendleton

VOLUME 21

DECEMBER, 1964

NUMBER 6

Special Feature

- Cryogenics—Electronics' Frigid FrontierJames Joseph 41
*Strange things happen at 450° below zero:
Circuits get quieter, super magnets and cryogenic computers
become possible, and electric currents flow forever*

Construction Projects

- Christmas Lights Twinkle to Music.....Leon A. Wortman 45
Miniature I.F. Module Superheterodyne Pocket Receiver.....Charles Caringella 49
Electric Fence Charger.....Lyman E. Greenlee 57
The Slim Twosome.....Harold Hufnagel 63
Low-Cost SCR Motor Speed Control..... 67
Utiliamp—An All-Purpose Audio Amplifier.....E. G. Louis 68
The Exalted Pot.....Forrest H. Frantz, Sr. 71

Amateur, CB, and SWL

- On the Citizens Band: Canada Gives U.S. CB'ers Privileges
.....Matt P. Spinello, KHC2060 73
Across the Ham Bands: Amateurs Aid in Search at Sea.....Herb S. Brier, W9EGQ 75
Short-Wave Report: Victor Sylvester and His Orchestra.....Hank Bennett, W2PNA 79
English-Language Newscasts to North America..... 80
DX States Awards Presented..... 105
Short-Wave Monitor Certificate Application..... 108

Electronic Features and New Developments

- Auto Voltmeter Shows You'll Go.....Joseph Tartas 53
Give Him (or Her) Electronic Jewelry.....Byron G. Wels 56
Transformer Winding Quiz.....Robert P. Balin 65
TV Screams..... 66
The Wonderful World of Lids (fiction).....Carroll Moon 69
Transistor Topics.....Lou Garner 77

Departments

- Letters from Our Readers..... 6
Reader Service Page..... 15
Out of Tune..... 20
New Products..... 22
Operation Assist..... 26
Tips and Techniques..... 32
Index to Volume 21 (July—December, 1964)..... 110

Copyright © 1964 by ZIFF-DAVIS PUBLISHING COMPANY, All rights reserved.

Men 17-55

**JOB OPPORTUNITIES!
EXCITEMENT!
MONEY!**

All this
can be
Yours as a trained

Electronics

TECHNICIAN

**OVER 6,000 FIRMS HAVE EMPLOYED
DeVRY TECH GRADUATES!**

Thousands of companies in the United States and Canada who have employed DeVry Tech men prove two most important facts: (1) Electronics is one of the biggest, fastest growing opportunity fields of our time; and (2) DeVry Tech graduates are "WANTED" MEN.

Whether DeVry Tech prepares you in spare time at home or in its modern Chicago or Toronto Laboratories, your training is designed to get you ready to meet the exacting standards of industry. You get practical training that not only helps to fit you for a job or a service shop of your own — but also gives you a foundation for a career that can be profitable the rest of your life.

You work over 300 learn-by-doing experiments at home, using DeVry Tech's exclusive Electro-Lab method. You build and KEEP valuable equipment. With another DeVry Tech exclusive, you have the benefit of training movies that you can show over and over again until basic points are crystal clear. Special texts guide you every step of the way as well.

HOW DeVRY TECH CAN "BLUEPRINT" YOUR CAREER!

DeVry's faculty not only know how to teach Electronics, but they also understand men. They most likely know the type of problems you face. From this staff you get help, advice and understanding. It is this "human" side of DeVry's program that has caused many of our graduates to say: "DeVry Tech not only trains you for a job, they actually help you blueprint a profitable future!"

NO ADVANCED EDUCATION NEEDED!

Why don't you write for FREE FACTS today? Learn how you TOO can be a member of the great fraternity of DeVry Tech graduates across the continent . . . men who were properly trained, encouraged, appreciated and understood! SEND IN COUPON NOW!

EFFECTIVE EMPLOYMENT SERVICE

DeVry Tech's effective Employment Service is available to all graduates without additional cost.

**2 FREE BOOKLETS!
Send Coupon Today!**

"One of North America's Foremost Electronics Training Centers"

DeVry TECHNICAL INSTITUTE

Accredited Member of National Home Study Council

CHICAGO • TORONTO

Let DeVry help you to
prepare and
blueprint a
Solid Career
in this fast-
Growing Field!



TELEVISION



COMPUTERS



MICRO-WAVES



RADAR



BROADCASTING



DeVRY TECHNICAL INSTITUTE
4141 Belmont Ave., Chicago, Ill. 60641, Dept. PE-12-U

Please give me your two free booklets, "Pocket Guide to Real Earnings" and "Electronics in Space Travel"; also include details on how to prepare for a career in Electronics. I am interested in the following opportunity fields (check one or more):

- | | |
|--|---|
| <input type="checkbox"/> Space & Missile Electronics | <input type="checkbox"/> Communications |
| <input type="checkbox"/> Television and Radio | <input type="checkbox"/> Computers |
| <input type="checkbox"/> Microwaves | <input type="checkbox"/> Broadcasting |
| <input type="checkbox"/> Radar | <input type="checkbox"/> Industrial Electronics |
| <input type="checkbox"/> Automation Electronics | <input type="checkbox"/> Electronic Control |

Name _____ Age _____

Address _____ Apt. _____

City _____ Zone _____ State _____

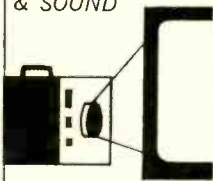
Check here if you are under 16 years of age.
Canadian residents: Write DeVry Tech of Canada, Ltd.
2075-A 970 Lawrence Avenue West, Toronto 19, Ontario

NATURE
LOVERS...



Record nature sounds. Set on auto operation. Sound starts and stops it automatically.

SLIDES
& SOUND



Built-in automatic synchronizer advances slides; coordinates them with commentary or music.

SECRET
RECORDINGS...




For investigations, interrogations, gathering of evidence. Works unattended. Voice starts and stops it.

DICTIONARY...



Use voice operation or remote-control microphone. Dictate anywhere — office, home or on the road.




Automatic Voice-Operated
Portable Tape Recorder!

CONCORD 330

You'll find all sorts of "hands-free" uses for Concord's amazing portable 330 — applications not possible with an ordinary recorder. You don't even have to be there. Sound starts it; sound stops it. Just set it and forget it! □ The 330 is packed with features: automatic slide projector advance; automatic Synchronol for home movies; automatic self-threading too! Up to 6 hours playing time on 5" reels; 2 speeds; VU meter/battery life indicator and an optional AC adaptor. □ See your Concord dealer right away for a demonstration. Under \$200.00.* Other Models to \$450.00.

For Connoisseurs of Sound

CONCORD  ELECTRONICS CORPORATION

809 N. Cahuenga Blvd., Dept. 25, Los Angeles 38, Calif.

*price slightly higher in Canada

CIRCLE NO. 5 ON READER SERVICE PAGE

POPULAR ELECTRONICS

World's Largest-Selling Electronics Magazine

PHILLIP T. HEFFERNAN Publisher
OLIVER P. FERRELL Editor
W. STEVE BACON, W2CJR Managing Editor
ROBERT CORNELL, WA2HDQ Technical Editor
JAMES A. ROTH Art Editor
MARGARET MAGNA Associate Editor
ANDRE DUZANT Technical Illustrator
NINA CHIRKO Editorial Assistant
PATTI MORGAN Editorial Assistant

H. S. BRIER, W9EGQ Amateur Radio Editor
M. P. SPINELLO, KHC2060 CB Editor
L. E. GARNER, JR. Semiconductor Editor
H. BENNETT, W2PNA Short-Wave Editor
STANLEY LEINWOLL Radio Propagation Editor

LAWRENCE SPORN Advertising Sales Manager
WILLIAM G. McROY Advertising Manager
ARDYS C. MORAN Advertising Service Manager

ZIFF-DAVIS PUBLISHING COMPANY

Editorial and Executive Offices (212 ORegan 9-7200)
One Park Avenue, New York, New York 10016

William B. Ziff, Chairman of the Board (1946-1953)
William Ziff, President
W. Bradford Briggs, Executive Vice President
Hershel B. Sarbin, Vice President and General Manager
Philip Sine, Treasurer
Walter S. Mills, Jr., Circulation Director
Stanley R. Greenfield, Vice President
Phillip T. Heffernan, Vice President

Midwestern Office (312 WAbash 2-4911)
434 South Wabash Avenue, Chicago, Illinois 60605
Midwestern Advertising Manager, JAMES WEAKLEY
Western Office (213 CRestview 4-0265)
9025 Wilshire Boulevard, Beverly Hills, California 90211
Western Advertising Manager, BUD DEAN


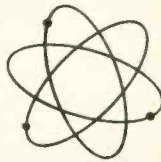

Foreign Advertising Representative
D. A. Goodall Ltd. (MONarch 0577)
Empire House, London, E.C. 1, England



POPULAR ELECTRONICS is published monthly by Ziff-Davis Publishing Company at 434 South Wabash Avenue, Chicago, Illinois 60605. December, 1964. Volume 21, Number 6. (Ziff-Davis also publishes Popular Photography, Electronics World, HiFi/Stereo Review, Popular Boating, Car and Driver, Flying, Modern Bride, Amazing, and Fantastic.) Subscription Rates: One year United States and possessions, \$4.00; Canada and Pan American Union Countries, \$4.50; all other foreign countries, \$5.00. Second Class postage paid at Chicago, Illinois, and at additional mailing offices. Authorized as second class mail by the Post Office Department, Ottawa, Canada, and for payment of postage in cash.

PAYMENT MAY BE REMITTED in the following foreign currencies for a one-year subscription: Australian pounds (2/6/10); Belgian francs (260); Danish kroner (36); English pounds (1/17/6); French francs (26); Dutch guilders (19); Indian rupees (26); Italian lire (3300); Japanese yen (1750); Norwegian kroner (38); Philippine pesos (21); South African rand (3.80); Swedish kronor (28); Swiss francs (23); West German marks (21).

SUBSCRIPTION SERVICE: All subscription correspondence should be addressed to POPULAR ELECTRONICS, Circulation Department, Portland Place, Boulder, Colorado 80311. Please allow at least six weeks for change of address. Include your old address as well as new—enclosing if possible an address label from a recent issue.
EDITORIAL CONTRIBUTIONS must be accompanied by return postage and will be handled with reasonable care; however, publisher assumes no responsibility for return or safety of art work, photographs or manuscripts.



High pay...exciting, steady work...the great feeling of doing something important. It's all yours with a job in electronics.

Look around. There's never been anything to match the career opportunities you'll find in electronics. In government, in industry . . . thousands of good, high-paying jobs—just waiting for the right men to fill them. **AND YOU CAN HAVE ONE OF THESE JOBS.** Regardless of what you're doing today . . . a Cleveland Institute Training Program will give you the necessary electronics skills and knowledge. You'll learn all about Transistors, Communications, Aerospace Electronics. What's more, you'll learn quickly and economically . . . at home, in your spare time. Why wait? There will never be a better time to get started. Send the coupon for complete details.

There's no cost . . . no obligation. Do it now.

Cleveland Institute of Electronics

1776 E. 17th St., Dept. PE-24 Cleveland, Ohio 44114

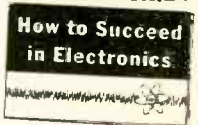


Accredited Member

Mail Coupon TODAY For FREE Catalog

Cleveland Institute of Electronics

1776 E. 17th St., Dept. PE-24
Cleveland, Ohio 44114



Please send me your **FREE** catalog, "How to Succeed in Electronics". I am over 17 years of age and interested in (check one):

- | | |
|---|--|
| <input type="checkbox"/> Electronics Technology | <input type="checkbox"/> First Class FCC License |
| <input type="checkbox"/> Industrial Electronics | <input type="checkbox"/> Electronic Communications |
| <input type="checkbox"/> Broadcast Engineering | <input type="checkbox"/> Advanced Engineering |

Your present occupation _____

Name _____ Age _____

Address _____ County _____

City _____ State _____ Zip _____



The All New

Devant "1"

A Perfect Example
Why CB'ers All Over the Nation are Buying
MOSLEY Antennas.

A field tested base station antenna that will equal or outperform anything available on the CB market today. Many of the features of the DEVANT "1" are built into the base section. The vertical element terminates in a phenolic sleeve which has greater strength than the aluminum element. Radials terminate into a high strength "Cycaloc" base, which again, has more strength than the aluminum element. The Coax female connector is part of the (weather-proof) radial support assembly. Antenna mounting is simplified, just mount the antenna on your mast, tighten two screws and lock nuts.

Tapering the ends of the aluminum tubing (called swaging) is designed to reduce wind load, and any possibility of vibrations which would cause metal fatigue. Loading and impedance matching of the DEVANT "1" is accomplished with loops of one eighth inch aluminum rods.



The Traveling Companion of
the DEVANT "1"
is the All New
Devant "2"

This stainless steel mobile antenna has the world famous Mosley performance. A slim line beauty with built-in durability. Take a look at these outstanding engineering efforts wherever Mosley antennas are sold.

For detailed specifications and performance data on the DEVANT "1" and/or DEVANT "2" write

Mosley Electronics, Inc.

4610 N. Lindbergh Blvd.
Bridgeton Mo. 63044

CIRCLE NO. 20 ON READER SERVICE PAGE



Letters from our Readers

Address correspondence for this department to:
Letters Editor, POPULAR ELECTRONICS
One Park Avenue, New York, N. Y. 10016

Compressor-Expander Lauded

■ At last you've done it—an excellent project for us hi-fi bugs. Of course I'm referring to the hi-fi compressor-expander ("Build a Hi-Fi Volume Compressor-Expander," October, 1964) which I'm in the process of building. Now, how about a real good reverberation unit, one which could be used on 117 volts a.c., or adapted to 6 or 12 volts d.c. for auto radio use?

CPL. STEPHEN M. HILSON
Virginia Beach, Va.

■ I must commend you on the special hi-fi construction feature, "Build a Hi-Fi Volume Compressor-Expander." It was sensational! One suggestion: I'd like to see more hi-fi articles in POPULAR ELECTRONICS.

BILL RIDLEHUBER
Groves, Texas

■ The volume compressor-expander makes my system sound like a million. How about an SCA background music adapter and a reverberation unit for the future?

TIM CONWAY
Upland, Calif.


Thanks very much for all your comments. We'll certainly see what we can do on those ideas for more hi-fi projects.

CB Rules Changes Defended

■ The primary purpose of CB radio is to provide deserving citizens with a legitimate means of supplementing other modes of necessary communications which might not at all times be adequate . . . This ham and CB'er fully supports FCC Docket 14843 and will be one of the very first to compliment the Commission when it (1) tightens up licensing requirements to require positive proof of need; (2) instigates some form of around-the-clock monitoring of CB stations, and (3) provides instant withdrawal of licenses for infractions of the rules. A great portion of the total CB activity could be eliminated at this moment without detrimental harm to "citizens' rights," the FCC, or anyone else. No one has a "right" to any portion of the radio spectrum; use of it is a privilege granted to the worthy. . .

WALTER R. YEARY, K4ABL, K5HZG, 10W3005
Louisville, Ky.

■ The Editor's Note on the recent CB rules changes ("New Rules to Govern CB," October, 1964) is not in accordance with my way of thinking. I feel the new Rules and Regulations are not overly suppressive, and that interstation communications should be given only five channels rather than seven. As a radio-TV serviceman, I got my sets to check on incoming calls while in the mobile. Unfortunately, there has been so much rag-chewing going on that my wife has refused to leave the



A CREI Program helped Edward W. Yeagle advance to project engineer at Barnes Engineering Co., Stamford, Conn.

Are you standing still in electronics while this man advances?

Find out why and do something about it if you have the ambition to want a career instead of just a job

Experience alone is no guarantee of success in electronics today. In this rapidly changing, increasingly complex field, employers demand advanced, up-to-date technical knowledge and this can't be learned on the job. Success comes to men who back up their experience with advanced education in modern electronics. CREI provides this education through industry-recognized home study programs that emphasize immediate application of knowledge acquired. The material a CREI man studies today will help him tomorrow—as well as in the years ahead.

If you are working in electronics, send for Free 58-page book. It explains how CREI Programs can help you as they have Edward W. Yeagle and thousands of other CREI men in every phase of electronics. Use coupon or write: CREI, Dept. 1212B, 3224 Sixteenth St., N.W., Washington 10, D. C.

SEND FOR FREE 58-PAGE BOOK



Founded 1927
Accredited
Member of the
National Home
Study Council



The Capitol Radio Engineering Institute

Dept. 1212B 3224 Sixteenth St., N.W., Washington 10, D. C.

Please send me FREE Book describing career opportunities and CREI Programs in advanced electronics. I am employed in electronics and have a high school education.

Name _____ Age _____

Address _____

City _____ Zone _____ State _____

Employed by _____

Type of Present Work _____

44

Letters

(Continued from page 6)

base set turned on. Perhaps I will now be able to get some use from my equipment.

GEORGE H. LINDSLEY, 19W7068
Decatur, Mich.

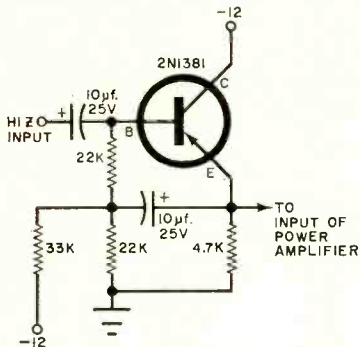
Stereo TV Sound: A Possibility?

Concerning the letter on the feasibility of stereo TV sound ("Letters from Our Readers," October, 1964), may I point out that it has been done. Robert B. Dome of GE, Syracuse, N.Y., holds the patents on a stereo TV sound system which uses the same sum-and-difference principle employed in the FM band. Of course, the system is not precisely the same due to the lesser swing of TV sound. It also differs in that it makes provision for, and minimizes beats with, both the horizontal scanning frequency and the color subcarrier. I think that before long we will see the establishment of stereo sound in TV—someone will simply have to sell the public on it.

THOMAS R. HASKETT
Cincinnati, Ohio

Bargain Page Amplifier

I enjoyed constructing Dan Meyer's "Bargain Page Amplifier" (October, 1964). Using junk box parts, I substituted a pair of 2N1381's for the 2N404, a 2N306 for the 2N1302, and a pair of 2N301's for the 27K1230 power transistors. One addition I made was the emitter follower shown in the diagram to make it possible to



feed the amplifier from a high impedance source. Incidentally, I feel that the regulated d.c. supply is a luxury—any low-impedance 12-volt power supply with a current capacity of 1 to 2 amps will suffice to power the amplifier.

NORMAN H. BUETTNER
Chicago, Ill.

"Great Debate" Great, He Says

I have just finished reading "The Great Debate" (October, 1964). My hearty congratulations to Mr. Bensen for this fine bit of timely satire.

WILLIAM ZECHMAN
McMinnville, Tenn.

"C Bridge" Tip

I have just constructed the capacitance bridge ("C Bridge," November, 1963) and am very satisfied with its operation. Incidentally, sharper nulls can be obtained by increasing the 6.3 volts a.c. to 60 or 70 volts—I used a variable transformer. Nulls can best be

(Continued on page 10)

RAVE REVIEW ON SONY 600



Radio-Electronics Magazine

June, 1964 says:

"This recorder has some very good specifications and, although its price is above the 'cheap' range, one does not readily believe such excellent specs for a 4-track machine until they prove out. This machine fulfilled its promise. With it, you can tape your stereo discs and play them back without being able to detect any difference, which is saying something. The physical design of this unit is good, for either permanent installation or the most complete portability.

"The footage indicator is a footage indicator, not merely a place spotter, and it keeps its count with all normal tape movements. Independent control of left and right channels, so one can be operated in record, while the other is in playback, enables the unit to be used for an endless variety of 'special' effects.

"Playback and record functions are completely separate, so that a recorded program can be monitored immediately. Microphone and auxiliary inputs can be mixed for combination and re-record effects. First stage amplification uses transistors, while the main amplification uses tubes—a good marriage in this particular design.


"The mikes are very good, compared with most of the 'inexpensive' types used with home recorders. Extremely good realism is possible for home recordings. I had my family 'act natural' in front of the two-mike combination and the playback was unbelievably real.

Norman H. Crowhurst

For further information, or complete copy of the above test report, write Superscope, Inc. 600 Test Report H, Sun Valley, Calif.



The commanding presence of Sony sound



Now enter the world of the professional. With the Sony Sterecorder 600, a superbly engineered instrument with 3-head design, you are master of the most exacting stereophonic tape recording techniques.

Professional in every detail, from its modular circuitry to its 3-head design, this superb 4-track stereophonic and monophonic recording and playback unit provides such versatile features as: ■ vertical and horizontal operating positions ■ sound on sound ■ tape and source monitor switch ■ full 7" reel capacity ■ microphone and line mixing ■ magnetic phono and FM stereo inputs ■ 2 V.U. meters ■ hysteresis-synchronous drive motors ■ dynamically balanced capstan flywheel ■ automatic shut off ■ pause control and digital tape counter—all indispensable to the discriminating recording enthusiast. Less than \$450,* complete with carrying case and two Sony F-87 cardioid dynamic microphones.

Multiplex Ready!

SONY

SUPERSCOPE

The Tapeway to Stereo

* Yes, less than \$450!


Sony tape recorders, the most complete line of quality recording equipment in the world, start at less than \$79.50. For literature or name of nearest dealer, write Superscope, Inc., Dept. F Sun Valley, Calif. In New York, visit the Sony Salon, 585 Fifth Avenue.

CIRCLE NO. 31 ON READER SERVICE PAGE

Sized and built for MAXIMUM RANGE on Citizens Band

Hy-Gain's CLR 2

Physically and electrically, only Hy-Gain's CLR2 has all of the characteristics required for attaining maximum performance and range from an omnidirectional antenna for Citizens Band. The CLR2 has a voltage-fed $\frac{3}{8}$ wavelength radiator...acknowledged by every authoritative reference to deliver the lowest angle of radiation legally attainable...recognized by every standard to provide the largest legal signal capture aperture available. It has full $\frac{1}{4}$ wavelength non-droop radials that form a consistently reliable ground plane for the radiator to work against in further lowering the angle of radiation. It is fully grounded to provide clear, static-free performance insuring a strong signal even under the most adverse weather conditions. Low angle radiation...large signal capture aperture...low signal-to-noise ratio...key characteristics to maximum performance and greater range...characteristics you'll find only in Hy-Gain's CLR2. Get yours from your Hy-Gain distributor or dealer. **\$29.95** Net





Exciting 6-page catalog of Hy-Gain "Best-Built" antennas and accessories for Citizens Band—base station and mobile. Send for your free copy today.

HY-GAIN ELECTRONICS CORPORATION
8491 N.E. Highway 6—Lincoln, Nebraska

Send me Hy-Gain's Citizens Band catalog No. CB-1

NAME _____
ADDRESS _____
CITY _____ STATE _____

CIRCLE NO. 42 ON READER SERVICE PAGE

Letters

(Continued from page 8)

read with a VTVM, switching to lower ranges after obtaining the initial reading.

RONALD GUIDOTTI
Butler, Pa.

Two-Meter Transmitter Wanted


■ I was very interested in the "The Companion 6-Meter Transmitter" (September, 1964). How about a "Companion 2-Meter Transmitter" for us aspiring Novices? It sure would go great with P.E.'s "2-Meter Simple Superhet" (September, 1963).

BOB LAYTON, WN6MCM
Napa, Calif.

There's a 2-meter transmitter in the works, Bob. Look for it in one of our upcoming issues.

Game Hunting with Tubular Mike

■ I'm enclosing a photo of my tubular mike ("Build the Shotgun Sound Snooper," June, 1964) which I put together with 56 feet of .350 x .031 wall thickness aluminum tubing originally intended for use as percolator stems in large 80-cup coffee makers. Its range is about 300 feet in the city, and almost double in the country. I have picked up conversations behind closed



windows at 75 feet when background noise was favorable. As shown in the picture, I carry the lightweight unit as a "gun" for use in locating deer, birds, and other game. Thank you for a very interesting project.

WAYNE L. STEBBINS
Merrill, Wis.

Thank you for the photo, Wayne. As you suggest in your letter, background noise can be reduced somewhat by building a sound-absorbent housing for both the tubes and mike housing—the thicker the better.

Reader Service Page of Value

■ I'm very pleased with POPULAR ELECTRONICS' Reader Service Page. The information I secured through it made it possible for me to purchase my CB equipment.

RONNIE ROSS, KLN2868
Detroit, Mich.

Glad to be of . . . well, service, Ronnie (no pun intended). You'll find the Reader's Service Page on page 15 of every issue, including this one.

Here's Looking At You!

■ I have enjoyed many of the projects that have been published in POPULAR ELECTRONICS, especially the "Meterless VTVM" and the "C Bridge" (November 1963). Since I'd like to see some more "magic eye"

(Continued on page 20)

AN EXCEPTIONAL, "ALL LIGHTS GREEN" VALUE TO INTRODUCE THE BRILLIANT NEW RAYTEL TWR-5 ALL-TRANSISTOR C-B RADIO

THE 10-54 BONUS

- 10-54, SIMPLE AS A, B, C...
- A)- Buy the power-packed performer, **TWR-5** at only **179.50**.....
 - B)- Pay just **\$10.00** more and.....
 - C)- Take along **Bonus merchandise worth 54.00!!!**

THE 10-54 BONUS PACKAGE..

TWR-5 Transistorized C-B Radio with crystals for Channel 11	179.50
Gimbal-type Mounting Bracket	N/C
CB6MA Base-loaded Antenna with stainless steel whip, universal cowl-mounting bracket and 15' RG-58/U coax cable	27.50
6-months Subscription to S-9, the Citizens Band magazine	3.75
TWR-5 Installation Manual	N/C
I-Extra set crystals. (Channel 9)	6.95
DP-200 Noise Suppression Kit	24.90
Noise Suppression Booklet25
Litter Bag, durable plastic with 10-code imprinted on one side	1.00
Total value 243.85	
Your cost . 189.50	

*ALTERNATIVE BONUS DEAL, the 5-34. Pay only 5.00 more than the 179.50 price of the TWR-5 and receive the above merchandise (less the DP-200 Noise Suppression Kit) worth 34.00.



TWR-5 HIGHLIGHTS:

Small, half size of tube sets • Fully transistorized • No tubes, very low current drain • 11 Channels • Full 5 watts power input • Exclusive "Booster" gives 100% modulation, big talk power • Exceptional, single-conversion superhet receiver with 10 db S+N/N ratio at 1/2 microvolt • Adjacent channel rejection 1000:1 • 2 1/2 watts Class A audio • Front panel mounted speaker • Adjustable "squelch" • Noise limiter that really works • 12V DC operation with Zener diode regulation • Supply for 117V optionally available • Set pre-wired for Tone Signaling Unit • Gimbal-type mounting bracket.



Mail coupon today for full information on TWR-5 transistorized radio and 10-54 Bonus details

NAME _____

NUMBER STREET _____

CITY _____ ZONE _____ STATE _____

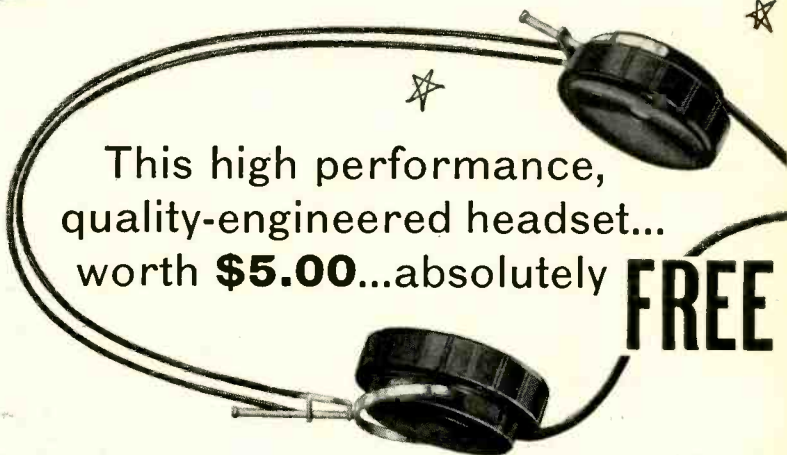


213 East Grand Ave. So. San Francisco, Calif.

CIRCLE NO. 45 ON READER SERVICE PAGE



★ **Now hear this-
SPECIAL CHRISTMAS
from HALLICRAFTERS!**



★ This high performance,
quality-engineered headset...
worth **\$5.00**...absolutely

FREE

The world is at your fingertips via amazing short wave—and now you can have the professional touch of your own headset for private listening **ABSOLUTELY FREE!** The world's great events . . . news in English from hundreds of foreign stations . . . the thrill of emergency communications . . . radio amateurs . . . military and marine—all with a twist of the dial on your fabulous new Hallicrafters S-120! **Act now! Order your S-120 and FREE HEADSET today. Limited offer.**

**Your private "listening post"
for world events**



You're truly in tune with the whole world through your Hallicrafters. On-the-spot news broadcast in English from over 200 foreign stations . . . and there's nothing like the real thing for foreign language study!

**"Hear radio 'hams'
melt the Iron curtain!"**



No tyrant in history has yet been able to crush the free exchange of good will that occurs every day among the radio amateurs of the world. "Hams" are our first line of communication in time of disaster, too. Hear them on your Hallicrafters!

**S. O. S. I
S. O. S. I**



When emergency strikes, you may be on the scene with your Hallicrafters World Range radio. Marine . . . fire . . . civil defense channels . . . all at your fingertips.

OFFER



World's most popular Communication-type Receiver!

Three short wave bands (1.6-30 Mc.) cover foreign, amateur, marine, some aviation plus emergency broadcasts. Extended range AM band, too. Electrical bandspread; BFO for code; headphone jack; easy-to-read slide-rule dial.



...when you buy the **S-120**
professionally-styled,
4-band short wave (plus AM)
communications receiver
for only **\$69.95!**



hallicrafters

Send coupon today for full details, FREE 16-page illustrated booklet on Short Wave, and name of nearest Hallicrafters dealer!

The Hallicrafters Co.
Department 4, 5th & Kostner Aves.
Chicago, Illinois 60624

Send 16-page FREE booklet and complete details on special headset offer.

NAME _____

ADDRESS _____

CITY _____ STATE _____ ZIP _____

CIRCLE NO. 11 ON READER SERVICE PAGE

HOBSON'S CHOICE? NEVER AGAIN!

If, in 1631, you went to rent a horse from Thomas Hobson at Cambridge, England, you took the horse that stood next to the door. And no other. Period. Hence, Hobson's Choice means No Choice.

And, as recently as 1961, if you went to buy a true high fidelity stereo phono cartridge, you bought the Shure M3D Stereo Dynetic. Just as the critics and musicians did. It was acknowledged as the ONLY choice for the critical listener.

Since then, Shure has developed several models of their Stereo Dynetic cartridges—each designed for optimum performance in specific kinds of systems, each designed for a specific kind of *porte-monnaie*.

We trust this brief recitation of the significant features covering the various members of the Shure cartridge family will help guide you to the best choice for you.

THE CARTRIDGE



V-15



M55E



M44



M7/N21D



M99



M3D

ITS FUNCTION, ITS FEATURES . . .

The ultimate! 15° tracking and Bi-Radial Elliptical stylus reduces Tracing (pinch effect), IM and Harmonic Distortion to unprecedented lows. Scratch-proof. Extraordinary quality control throughout. Literally handmade and individually tested. In a class by itself for reproducing music from mono as well as stereo discs.

Designed to give professional performance! Elliptical diamond stylus and new 15° vertical tracking angle provide freedom from distortion. Low Mass. Scratch-proof. Similar to V-15, except that it is made under standard quality control conditions.

A premium quality cartridge at a modest price. 15° tracking angle conforms to the 15° RIAA and EIA proposed standard cutting angle recently adopted by most recording companies. IM and Harmonic distortion are remarkably low . . . cross-talk between channels is negated in critical low and mid-frequency ranges.

A top-rated cartridge featuring the highly compliant N21D tubular stylus. Noted for its sweet, "singing" quality throughout the audible spectrum and especially its singular recreation of clean mid-range sounds (where most of the music really "happens"). Budget-priced, too.

A unique Stereo-Dynetic cartridge head shell assembly for Garrard and Miracord automatic turntable owners. The cartridge "floats" on counterbalancing springs . . . makes the stylus scratch-proof . . . ends tone arm "bounce."

A best-seller with extremely musical and transparent sound at rock-bottom price. Tracks at pressures as high as 6 grams, as low as 3 grams. The original famous Shure Dynetic Cartridge.

IS YOUR BEST SELECTION

If your tone arm tracks at 1½ grams or less (either with manual or automatic turntable)—and if you want the very best, regardless of price, this is without question your cartridge. It is designed for the purist . . . the perfectionist whose entire system *must* be composed of the finest equipment in every category. Shure's finest cartridge.

If you seek outstanding performance and your tonearm will track at forces of ¾ to 1½ grams, the M55E will satisfy—beautifully. Will actually improve the sound from your high fidelity system! (Unless you're using the V-15, Shure's finest cartridge.) A special value.

If you track between ¾ and 1½ grams, the M44-5 with .0005" stylus represents a best-buy investment. If you track between 1½ and 3 grams, the M44-7 is for you. If you track between 3-5 grams, choose the M44-C. All have "scratch-proof" retractile stylus.

For 2 to 2½ gram tracking. Especially fine if your present set-up sounds "muddy." It is truly an outstanding buy. (Also, if you own regular M7D, you can upgrade it for higher compliance and lighter tracking by installing an N21D stylus.)

If floor vibration is a problem. Saves your records. Models for Garrard Laboratory Type "A", AT-6, AT-60 and Model 50 automatic turntables and Miracord Model 10 or 10H turntables. Includes head shell, .0007" diamond stylus.

If cost is the dominant factor. Lowest price of any Shure Stereo Dynetic cartridge . . . with almost universal application. Can be used with any changer with 4-pole motor. Very rugged.

SHURE

Stereo Dynetic®

HIGH FIDELITY PHONO CARTRIDGES . . . WORLD STANDARD WHEREVER SOUND QUALITY IS PARAMOUNT

Shure Brothers, Inc., 222 Hartrey Ave., Evanston, Illinois

CIRCLE NO. 29 ON READER SERVICE PAGE

POPULAR ELECTRONICS

PRODUCT SERVICE PAGE

You can get additional information promptly concerning products advertised or mentioned editorially in this issue

1 Circle the number on the coupon below which corresponds to the key number at the bottom of the advertisement or is incorporated in the editorial mention that interests you.

2 Add up your total number of requests and fill in the box in the upper right-hand corner of the coupon.

3 Mail the coupon to the address indicated below.

4 Please use this address only for Product Service requests.


POPULAR ELECTRONICS		NUMBER OF REQUESTS <input type="text"/>																						
P. O. BOX 8391																								
PHILADELPHIA 1, PA.																								
<i>Please send me additional information about the products whose code numbers I have circled</i>																								
1	2	3	4	5	6	7	8	9	10	11	12	13	14	15	16	17	18	19	20	21	22	23	24	25
26	27	28	29	30	31	32	33	34	35	36	37	38	39	40	41	42	43	44	45	46	47	48	49	50
51	52	53	54	55	56	57	58	59	60	61	62	63	64	65	66	67	68	69	70	71	72	73	74	75
76	77	78	79	80	81	82	83	84	85	86	87	88	89	90	91	92	93	94	95	96	97	98	99	100
NAME (Print clearly) _____																								
ADDRESS _____																								
CITY _____		STATE _____	ZIP CODE _____																					
VOID AFTER DECEMBER 31, 1964			12																					

Choose Your Tailor-Made Course in N.T.S. "PROJECT METHOD" ELECTRONICS


Now! N.T.S. — one of America's oldest leading home-study and resident technical schools—offers you **GREATER CAREER OPPORTUNITIES IN ELECTRONICS.**



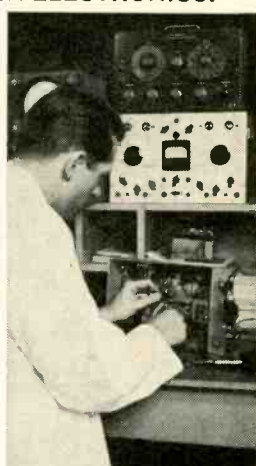
You can install and maintain electronic circuitry in missiles and rockets . . . specialize in microwaves, radar, and sonar.



You can succeed in TV-Radio Communications . . . prepare for F.C.C. License, service advanced satellites for industry and defense.



You can service and repair the electronic "brains" of industry — computers, data processing and other automation equipment.



You can become a highly-paid TV-Radio Technician, an electronics field engineer, or succeed in your own sales and service business.

CHOOSE YOUR FIELD—INSURE YOUR FUTURE!

1 ELECTRONICS-TV-RADIO SERVICING AND COMMUNICATIONS

A basic course thoroughly covering fundamentals of electronics, radio, TV servicing and communications.

2 MASTER COURSE IN ELECTRONICS-TV-RADIO, ADVANCED TV AND INDUSTRIAL ELECTRONICS

Qualifies you as a Master Electronics Technician — the Man in Demand.

3 FCC LICENSE COURSE

Preparation for this government license essential for many interesting jobs in radar, radio, television, communications, guided missiles, many others. Upon completion of this course, if you do not pass the FCC exam, your tuition will be refunded in full.

4 RADIO SERVICING (AM-FM-TRANSISTORS)

Train for radio sales and service with dealer or distributor.

5 TELEVISION SERVICING (INCLUDING COLOR)

Covers installation, adjustment, repair and servicing of black and white and color television . . . prepares you for your own sales and service business.

6 STEREO, HI-FI AND SOUND SYSTEMS

A growing field. Prepares you to build, install and service modern sound equipment for home or industry.

7 BASIC ELECTRONICS

Gives you the fundamentals you must know to build on for a future Electronics career. Also offers an excellent background for Salesmen, Purchasing Agents, and others in Electronics.


8 ELECTRONICS MATH

Simple, easy-to-follow instructions in the specialized math you need in many electronics jobs.

INDUSTRY WELCOMES N.T.S. STUDENTS AND GRADUATES

N.T.S. HOME TRAINING: QUICK, PRACTICAL WAY TO HIGHER PAY, LIFELONG BENEFITS

N.T.S. "Project Method" Courses can help you get a new and better job — or move up to higher pay in your present one.



N.T.S. "Project Method" home training lessons are shop-tested in the Resident School in Los Angeles. You work on practical job projects, learn to use shop manuals and schematics. Your N.T.S. training is individual. You proceed at your own pace. The Schools' practical methods plus more than 60 years of experience have helped thousands of students all over the world to successful careers.

Most courses include Equipment Kits. There are no Kit Deposits. Everything included in your low tuition.



HIGH SCHOOL AT HOME

Learn easily. New modern method. National also offers accredited high school programs for men and women. Take only subjects you need. Study at your own pace. Latest approved textbooks — yours to keep — everything included at one low tuition. Check High School box in coupon for information.



BENEFIT NOW AND ALL YOUR LIFE WITH N.T.S. HOME TRAINING

The personal guidance you receive during your training can be very helpful to your progress. Many N.T.S. students are able to earn more money within a few months. You can pick and choose your career. Work in industry or go into business for yourself.

Your services will always be in demand wherever you go — and you can pick your spot!

N.T.S. Graduate Advisory Service can help you answer technical questions in establishing your own business and in countless other ways after you've completed your training.

MAIL REPLY CARD

OR COUPON FOR
FREE BOOK AND
SAMPLE LESSON

In Field of Your Choice

You Enroll by Mail — and Save Money.
No Salesmen: This means lower tuition for you.
Accredited Member N.H.S.C.



CLASSROOM TRAINING AT LOS ANGELES

If you wish to take your Electronics-TV-Radio training in our famous Resident School in Los Angeles — the oldest and largest School of its kind in the world — write for special Resident School catalog and information, or check coupon.

NATIONAL TECHNICAL SCHOOLS
WORLD-WIDE TRAINING SINCE 1905
4000 S. Figueroa St., Los Angeles, Calif 90037

NATIONAL TECHNICAL SCHOOLS

4000 S. Figueroa St., Los Angeles, California 90037

Please Rush FREE Electronics "Opportunity Book" and actual sample lesson on course checked below:

- Electronics-TV-Radio Servicing and Communications
- Master Course in Electronics-TV-Radio Advanced TV and Industrial Electronics
- FCC License Course
- Radio Servicing (AM-FM-Transistors)
- Television Servicing (Including Color)
- Stereo, Hi-Fi and Sound Systems
- Basic Electronics Electronics Math

Dept.

R2G-124A

Name _____ Age _____

Address _____

City _____ State _____ Zip _____

Check here if interested ONLY in Classroom Training at L.A.

Check here for High School Department Catalog only.

In any CB application . . .
you'll outperform 'em all with a
MESSENGER.



**Your own 2-way radio for
 Business or Personal use!**



"PERSONAL MESSENGERS"—Compact, hand-held 100 milliwatt or 1½ watt units! Rugged and reliable—11 transistors, 4 diodes. Twice the sensitivity and 40% more range than similar units with conventional circuitry—more output than similar units with same rated inputs!

Cat. No. 242-101 . . . 100 Milliwatts . . . \$109.50 Net
 Cat. No. 242-102 . . . 1½ Watts . . . \$129.50 Net



"MESSENGER"; "MESSENGER TWO"

For mobile, base station. High efficiency makes full use of maximum allowable legal power. Excellent receiver sensitivity and selectivity. Automatic "squelch" control. 5 crystal controlled channels on the "Messenger" and 10 crystal controlled channels plus tunable receiver on the "Messenger Two".

"MESSENGER" — \$114.95 Net
 Cat. No. 242-127 115 VAC/6 VDC
 Cat. No. 242-128 115 VAC/12 VDC



"MESSENGER TWO" — \$169.95 Net
 Cat. No. 242-162 115 VAC/6 VDC
 Cat. No. 242-163 115 VAC/12 VDC



"MESSENGER III"—Everything you want in a CB transceiver—a husky signal, extreme sensitivity, razor-sharp selectivity—and complete flexibility for base station, mobile, public address, or battery powered portable use! Double conversion receiver—set-and-forget "Volume" and "Squelch" controls—11 channel coverage—"Tone Alert" Selective Calling System available as accessory.

Cat. No. 242-150
 12 Volts DC Messenger III . . . \$189.95 Net
 Cat. No. 250-823
 117 Volt AC Power Supply . . . \$ 29.95 Net

The nation's most popular Citizens Radio equipment line!

Rated BEST by Distributor Salesmen in National Survey!

WRITE TODAY for full color brochure, or see your Dealer/Distributor and ask for a demonstration!



E. F. JOHNSON COMPANY
 2442 TENTH AVE. S.W. • WASECA, MINNESOTA
 CIRCLE NO. 15 ON READER SERVICE PAGE

Letters

(Continued from page 10)

tubes staring at me from my bench, how about a "meterless ohmmeter" and a "meterless ammeter?"

T. I. MOCHORUK
 Prince George, B.C., Canada

We'll have a "magic eye" inductance bridge for you in the near future.

Project Award Supported

■ I certainly think the P.E. project award proposed by Robert "Bob" Brandon ("Letters from Our Readers," October, 1964) is a good idea. I'd be proud to have such an award on my construction projects.

GEORGE SUHY
 Philadelphia, Pa.

■ How about a "project of the month" award? Those who do a perfect job on a specified project would win it, and would be listed in a subsequent issue.

BILL WHITLEY, WA4ESH
 Hialeah, Fla.

■ The idea of P.E. project awards is A.O.K. I have a number of projects, both new and old, that I would be more than glad to have certified.

THOMAS A. SHAFER
 Columbus, Ohio

Reader Strikes It Rich

■ Knowledge gained over a period of time from P.E.'s excellent articles has enabled me to build a small magnetic assembly which will react to a magnetic field inside an ore sample. This will cause a gold nugget with a positive or negative magnetic field to cling to this device.

GENE YAWN
 Nelson, Ga.

Well, congratulations, Gene, but it sure is news to us. How about letting us in on the secret?

Out of Tune



The Stereo S'Lector (September, 1964, page 75). In the paragraph of text describing how to connect the jacks, J4, J5, and J6, J7 have been transposed. Jacks J4 and J5 should connect to the multiplex adapter, J6 and J7 to the stereo amplifier inputs.


Fido's Whistle-Controlled Flivvers (October, 1964, page 49). The modified PK-522 amplifier (shown in the schematic as a box outlined with a heavy black line) will have the connection broken between the top of the primary of the output transformer and the wire labeled "NC." The "NC" designation on this wire is incorrect, as it is connected to the amplifier circuitry. This modification is properly shown in the photos and described in the text.

NEW!

An Electronics Slide Rule with Self-Training Course



Front




Back

Here's the first truly professional slide rule designed especially for electronic engineers, technicians and students. No longer must you struggle along with a general purpose slide rule . . . this new CIE Electronics Slide Rule will enable you to solve electronic problems quickly . . . accurately. It's an all-metal 10" measuring instrument that can be used for conventional computation, too.

This patented Electronics Slide Rule is made to our rigid specifications by Pickett & Eckel . . . has special scales for solving reactance and resonance problems . . . locates decimal points . . . has widely used electronics formulas and conversion factors on the back of the rule for instant reference.

An illustrated self-training course comes with each rule . . . includes clear diagrams and step-by-step explanations to make learning fast, easy. Several hundred practice problems deal with widely occurring situations in electronics . . . teaches many short cuts . . . lists the best settings for solving complex problems. Slide rule, instruction course and handsome top-grain leather carrying case . . . all yours for just \$14.95. Cleveland Institute of Electronics, Dept. PE-103, 1776 E. 17th St., Cleveland, Ohio 44114.



THIS SPECIAL ELECTRONICS SLIDE RULE IS AVAILABLE ONLY FROM CLEVELAND INSTITUTE AND IS GUARANTEED AGAINST DEFECTS IN MATERIAL AND WORKMANSHIP. ORDER YOURS TODAY.

SEND COUPON TODAY

to: Cleveland Institute of Electronics

1776 East 17th St., Dept. PE-103, Cleveland, Ohio 44114

Please send me your Electronics Slide Rule with illustrated self-training course. I am enclosing \$14.95 (If not fully satisfied after 10 day trial, CIE will refund payment).

Please send additional descriptive literature.


Name _____ (Please Print)

Address _____ County _____

City _____ State _____ Zip _____

A leader in electronics training . . . since 1934

New Products



Additional information on products covered in this section is available from the manufacturers. Each new product is identified by a code number. To obtain further details on any of them, simply fill in and mail the coupon which appears on page 15.

ROTARY SWITCH VARIATIONS

More than two million different variations of semi-custom rotary switches can be assembled using a new concept in rotary switch design and fabrication developed by the Oak Manufacturing Company. "Moduline" switches are obtained by means of a unique catalog and easy-to-use order card. The design characteristics of a switch are designated by a series of eight numbers (16 digits), which are selected from the catalog and written on the order card. When the order card is received by the company, prefabricated components already in stock are brought together for assembly. A delivery time of seven days after receipt of an order is claimed.

Circle No. 75 on Reader Service Page 15

STEREO CONTROL AMPLIFIER

Whitecrest Industries, Inc., has introduced a new stereo integrated control amplifier that is said to use oversize components working at a fraction of their ratings—in combination with proven circuitry design and rugged construction—to insure distortion-free performance, long life, and trouble-free operation. The frequency response of the APS-100 is 10



to 20,000 cycles ± 1 db; peak power output (both channels) 100 watts; music power output (IHFM, both channels) 60 watts; power output (r.m.s., per channel) 27.5 watts; sensitivity 300 mv. At rated output, harmonic distortion is .25%, intermodulation distortion

.75%. Hum and noise level is 80 db below rated output. Price of the APS-100, \$159.95; grained oil walnut cabinet, \$19.95.

Circle No. 76 on Reader Service Page 15

ALL-BAND AMATEUR RECEIVER

Operating on 10 through 160 meters, the Hammarlund HQ-88 covers all popular amateur bands, MARS frequencies, the Citizens Band, station WWV, and the marine band. Highly selective (2.2 kc. and 5 kc.) circuits with skirt ratios of better than 3 to 1, and




separate AM and SSB detectors make it an excellent unit for SSB, c.w., AM and RTTY. Sensitivity is a measurable 0.75 μ v. for a 10 db AM signal-to-noise ratio, and better than 0.4 μ v. for SSB and c.w. The HQ-88, a dual-conversion unit, features a "drift-free" crystal front end design. Price, \$299.00.

Circle No. 77 on Reader Service Page 15

COMPACT SPEAKER SYSTEM

Intended for use where space and/or budget is limited, the H. H. Scott S-5 is a two-way speaker system employing a specially



designed low-resonance woofer and high-frequency tweeter. It's extremely compact in size—just 10" wide by 16" high by 6 3/4" deep—but is capable of giving full wide-range performance. Its response is ± 5 db from 60 to 15,000 cycles; impedance is 8 ohms. Other features include a crossover network and a high-frequency level control. Price, less than \$60.00.

Circle No. 78 on Reader Service Page 15

AUDIO FLAT CABLE SYSTEM

With "Scotchflex" audio flat cable No. 800, introduced by the 3M Company, amplifiers and speakers can be quickly mounted in any room or series of rooms at predetermined positions. Audio flat cable No. 800 has four conductors, each consisting of No. 22 AWG stranded wire, embedded in a flat vinyl strip, with an adhesive backing that will adhere to any clean, relatively smooth, firm surface. A series of accessories for termination, splicing and transition connections come with the wire. "Scotchflex" No. 800 is said to make possible

1958...the RCA Radio-Phone Series

1959...the RCA Mark VII


1963...the RCA Mark VIII

and now 1964...

THE NEW RCA MARK NINE

the latest and greatest RCA CB radio of them all

Look at some of the new features...



NEW! Combination "S" Meter and Relative RF Output Meter

"S" Meter indicates the relative strength of incoming signal in "S" units. RF Output Meter (EO) indicates relative strength of the signal being transmitted.

NEW! Spotting Switch

Permits precise manual tuning of receiver without use of receiver crystals. Receiver can be tuned (or "spotted") quickly to any incoming channel. This means, when you buy crystals for extra channels, you can (if you wish) omit the RECEIVE crystals and buy only TRANSMIT crystals.

NEW! External Speaker Jack

Lets you connect an external speaker to the set, so incoming calls can be heard in remote locations.

RCA, a pioneer in the development of citizens' band radio, has been providing quality equipment since the inception of the Class D Citizens' Radio Service in 1958. Now, these years of experience culminate in the great new RCA Mark Nine.

Get all the Facts Before You Buy.

Mail Coupon Today. Paste on 4¢ Post-Card

- 9 fixed crystal-controlled TRANSMIT/RECEIVE channels, separately controlled
- All-channel continuously tunable receiver
- Illuminated meter and working channel indicator
- Push-to-talk ceramic mike with coiled cord

ONLY \$134⁷⁵*

AC UNIT

*Optional User Price

RCA ELECTRONIC COMPONENTS AND DEVICES
Commercial Engineering Dept. L133R
415 South Fifth Street, Harrison, N. J.

Please send more information on the RCA Mark Nine CB Radiophone

Name _____

Address _____

City _____ Zone _____ State _____



The Most Trusted Name in Electronics

CIRCLE NO. 39 ON READER SERVICE PAGE

New Products

(Continued from page 22)

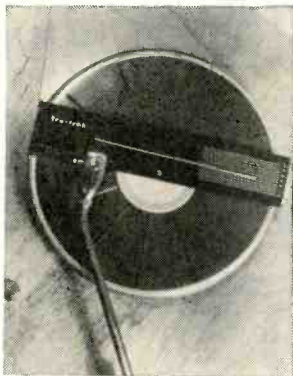
esthetically appealing sound system installations in a matter of minutes and hours rather than days and weeks, without defacing wall surfaces.

Circle No. 79 on Reader Service Page 15

TRACKING ERROR "READER"

A device that shows visually the amount of tracking error in record players and makes it possible to position the tone arm for optimum performance has been developed by

ALARD Products. Made of Lucite, "TRU-TRAK" consists of a pointer assembly that attaches to the cartridge and a calibrated scale that fits over the turntable spindle. As the tone arm is moved across the turntable, the pointer indicates the tracking variations of the arm. The mounting position of the arm that produces the minimum amount of movement on the scale is the proper one for greatest fidelity with the particular tone arm and cartridge being tested. Price, \$6.95 postpaid.



Circle No. 80 on Reader Service Page 15

HIGH-ACCURACY FREQUENCY METER

The new solid-state frequency meter announced by *Electronic Research Company* is suitable for a wide variety of applications. It provides direct linear reading of frequencies from 20 cycles to 200 kc. in six ranges, with each individually adjustable for calibration. The accuracy is $\pm 1\%$ from 20 cycles to




100 kc., and $\pm 2\%$ from 100 to 200 kc. Input impedance is 100,000 ohms. An output jack, designed for use either with an oscilloscope or earphones, provides a 15-volt, peak-to-peak square wave into a 50,000-ohm load. Price, \$149.50.

Circle No. 81 on Reader Service Page 15

ELLIPTICAL STYLUS CARTRIDGE

Shure Brothers, Inc., has announced a new 15° stereo dynetic cartridge with an elliptical diamond stylus developed especially for use with the new light-tracking automatic turntables. Called the M55E, it operates at tracking forces of from $\frac{1}{4}$ to 1½ grams, well within the tracking capability range of most of the new higher-priced automatic turntable models. The M55E has a frequency response of 20 to 20,000 cycles; output voltage is 6 mv. per channel at 1000 cycles at 5 cm/sec.; channel separation is nominally over 25 db at 1000 cycles. If excessive forces are applied to the stylus, it will momentarily retract, and a soft plastic safety bumper will come in contact with the record. Price, \$35.50.



Circle No. 82 on Reader Service Page 15

FOUR-WAY SPEAKER SYSTEM

The "Tanglewood" four-way speaker system is the latest addition to the *Sherwood* hi-fi line. With six speakers, and a 200-, 600-, and 3500-cycle crossover, the system has an overall response of 29 to 17,500 cycles, $\pm 2\frac{1}{2}$ db. Two 10" woofers have staggered 17½- and 18½-cycle resonances, and the low-frequency response is claimed to be 8 db greater than that available with any two-cubic-foot "bookshelf" system. The other speakers consist of a carefully matched 8" midwoofer, an 8" midrange, and two 3½" ring-radiator tweeters. All speakers are individually chambered and baffled to eliminate intermodulation distortion. Price of unit in walnut-veneered enclosure, \$219.50 (\$224.50 on the West Coast).



Circle No. 83 on Reader Service Page 15

ALLEN-TYPE SCREWDRIVER SET

Having trouble reaching those deep-set or awkwardly placed screws? The PS-99-40 compact Allen-type screwdriver set available from *Xcelite Incorporated* simplifies assembly and service work involving Allen hex recess set screws and cap screws. Included in the interchangeable blade set is a regular-size "Servicemaster" handle, nine blades, and a 4" extension shaft. The handle and extension shaft have a new positive-locking device—the blades fit snugly, are held firmly for turning, yet are easily removed. Price, \$11.25.

Circle No. 84 on Reader Service Page 15

REVOLUTION IN CB BASE ANTENNAS


ROTATE THE SIGNAL NOT THE ANTENNA

The Unique New Model M-119
Electronic Sector Phased
Omni-beam antenna

THE SCANNER

PAT. PENDING

- Electronic focus and beam rotation for maximum distance—No mechanical rotator needed
- Change signal direction instantly
- Full-circle scan coverage—No blind spots
- Compact—17½ ft. vertical elements arranged on 3 ft. radius circle
- Resists over 100 mph winds
- Easy one-man installation
- 7.75 db directional gain
- 23 db front to back ratio
- Priced 30% below old fashioned beam arrays



Scan Control Unit, with indicator lights, instantly changes signal direction—just flip the switch.



**the
antenna
specialists co.**

12435 Euclid Ave., Cleveland, Ohio 44106

Export Div.:

64-14 Woodside Ave. Woodside 77, N.Y.

Stripes of Quality



CIRCLE NO. 1 ON READER SERVICE PAGE



Now add tape

to your music system, add recording to a playback system, add stereo to a monaural system, or make special effect recordings on these new monaural or stereo tape transports with hyperbolic heads—no old fashioned pressure pads

MODEL 87 TRANSPORT (shown above)
with exclusive "Edit-Eze" feature
Two Motors • Two Speeds • Flexible Head Arrangements • Tape Lifters • Run-Out Switch • Counter • Erase-Protek Interlock from \$138.00

RP83 AMPLIFIER (shown above)
Matching Record/Playback Preamplifier from \$92.50



MODEL 78 TRANSPORT
One Motor • Two Speeds • Flexible Head Arrangements • Single Tape Motion Control from \$85.00
You can always change or expand your system with tape components.

MADE BY SKILLED AMERICAN CRAFTSMEN

Please send me free information on:

87 Tape Transport Complete Tape Recorders

78 Tape Transport _____

Name _____

Address _____

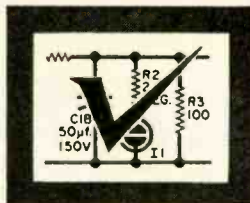
City _____ State _____ Zip _____



Viking OF MINNEAPOLIS, INC.
9600 Aldrich Ave. So. Minneapolis, Minn. 55420

CIRCLE NO. 35 ON READER SERVICE PAGE

Operation Assist



THROUGH THIS COLUMN we try to make it possible for readers needing information on outdated, obscure, and unusual radio-electronics gear to get help from *other* readers. Here's how it works: Check over the list below. If you can help anyone with a schematic or other information, *write him directly*—he'll appreciate it. If you need help, send a post card direct to OPERATION ASSIST, POPULAR ELECTRONICS, One Park Avenue, New York, N.Y. 10016. Give the maker's name, the model number, year of manufacture, bands covered, tubes used, etc. Be sure to print or type everything legibly, including your name and address, and be sure to state specifically what you want, i.e., schematic, source for parts, etc. Remember, *use a post card*; we can handle them much faster than letters. Don't send a return envelope; your response will come from fellow readers. Because we get so many inquiries, none can be acknowledged, and POPULAR ELECTRONICS reserves the right to publish only those requests that normal sources of technical information have failed to satisfy.

Schematic Diagrams

Tone Master BC-s.w. receiver, chassis B233207. (Jimmy Freeman, Box 224, Whitley City, Ky.)

Communications Co. Model DAV-2 walkie-talkie, Navy surplus. (Thomas F. Davis, 914 Wilson Ave., Johnson City, Tenn.)

Atwater Kent Model 4340 receiver using 5 01A's, circa 1923. **Steinite** 1-band, 7-tube receiver, about 1930. (James Spreen, 2411 Tiltman Rd., Ft. Wayne, Ind. 46806)

McMurdo Silver Model 906 "Silver" signal generator, early 1940's. (Michael Yurke, 4729 Leila Ave., Tampa, Fla. 33616)

Grebe "Synchrophase" receiver, type MU1, ser. CRGG, early 1920's. **Majestic** Model 25 "Screened Grid Super-heterodyne" receiver, circa 1930. (Lee F. Brackett, East Madrid Rd., Phillips, Me.)

"Black Hawk" 7GM 3-band, 7-tube receiver, about 1935. (Norm Flasch, 5349 Washington St., Skokie, Ill. 60076)

Radio City Products Co. Model 345 VTVM. (Wendell White, 3134 S. 9 St., Abilene, Texas)

Stromberg Carlson BC-s.w. radio-phonograph console, ser. 590846, circa 1940. Has push-button tuning, 6 tubes. (Dick Rider, 224 Calabasas Rd., Watsonville, Calif.)

RCA Model 29K radio, ser. 038072. **Tunes BC** and s.w. bands. Has 8 tubes and push-button tuning. (J. W. Hynds, 721 West Kyle, Clute, Texas)


Atwater Kent Model 20 radio, ser. 483161. (A. U. Burnett, 1949 Bowie Drive, Corsicana, Texas)

Majestic Model 100-B radio-phonograph combination. **Tunes BC** and s.w. bands. Has 8 tubes. (Thomas Dagastino, 22 Chino Ave., Worcester 5, Mass.)


Stromberg-Carlson Model 1121 circa 1940 AM, FM and s.w. radio-phonograph combination, series 14. Has 11 tubes and push-button tuning. (David Stanowski, 108 Wilshire Dr., Wheeling, Ill.)

(Continued on page 28)

For The Stereophile With An Eye...



As Appreciative As His Ear...



New Heathkit® Deluxe Transistor Stereo!

Luxurious New Walnut Cabinet Styling!

Do you consider appearance as carefully as performance when choosing stereo components? If you do, then you'll delight in this new look of Heathkit Deluxe Transistor Stereo. Sleek, richly warm walnut cabinets. Clean, uncluttered charcoal gray upper front panels. Soft refracted panel lighting. Hinged lower front panels (to neatly conceal all secondary controls and avoid accidental system setting changes). Beautiful enough to capture the spotlight in any room!

And The Sound?

As modern and beautiful as the new styling. Transistor sound with its broad, crisp, clean, unmodified response ... no compromising here! Add cool, instant operation, simplicity of assembly, and Heath's low prices ... you have the best value in transistor stereo today!

Inside These Beautiful Cabinets ...

In the magnificent Heathkit AJ-43 Stereo Tuner, you'll find advanced solid-state circuitry ... 25 transistors & 9 diodes in all! You'll find wide-band AM, FM, FM Stereo ... automatic switching to stereo ... filtered left & right channel outputs for direct, beat-free stereo recording ... automatic stereo indicator ... separate

AM & FM tuning meters ... automatic frequency control ... automatic gain control ... adjustable FM squelch ... and stereo phase control for maximum separation, minimum distortion.


The matching Heathkit AA-21 Stereo Amplifier features 26 transistor, 10-diode circuitry to produce 70 watts continuous, 100 watts IHF music power at ± 1 db from 13 to 25,000 cps ... complete freedom from microphonics, effortless transient response, cool, quick operation. In addition, there are complete controls, plus all inputs & outputs to handle any program source and most speaker impedances. With its encapsulated, epoxy-covered circuit modules and five stable circuit boards, assembly is fast, simple and fun ... requires *no* special skills or knowledge!

Please Your Ear, Your Eye & Your Sense Of Value!

Choose this matched Heathkit Transistor Stereo pair now for better appearance and better performance at lower cost!

Kit AJ-43C, tuner, 19 lbs. \$129.95

Kit AA-21C, amplifier, 29 lbs. \$149.95



FREE 1965 HEATHKIT CATALOG

See these and over 250 other exciting Heathkits available in easy-to-build kit form. Save 50% or more by doing the easy assembly yourself! Send for your free catalog today!

HEATH COMPANY, Dept. 10-12-1

Benton Harbor, Michigan 49023

In Canada: Daystrom, Ltd., Cooksville, Ontario

Enclosed is \$ _____, plus shipping.

Please send Kit _____

Please send FREE 1965 Heathkit Catalog.

Name _____ (Please Print)


Address _____

City _____ State _____ Zip _____

Prices & specifications subject to change without notice. HF-177R

CIRCLE NO. 12 ON READER SERVICE PAGE

SOLDERING TIPS FOR HI-FI KIT BUILDERS



AVOID TOO MUCH HEAT

High heat can damage components. Use low heat for soldering, and a pair of long-nose pliers to hold the wire. Pliers act as a heat sink and prevent overheating.



USE A DUAL HEAT GUN

A Weller Dual Heat Gun has 2 trigger positions. One provides low heat for electronic connections; the other gives high heat when needed. You switch instantly to the right temperature for the job.

The greatest time-saver in hi-fi kit building is a Weller Dual Heat Gun. Tip heats instantly... no waiting. Spotlight illuminates your work. Long reach tip gets into tight spots and permits soldering with pinpoint accuracy.

A Weller "Expert" Kit includes 100/140 watt dual heat gun, 3 soldering tips, tip-changing wrench, flux brush, soldering aid and solder, in a plastic carrying case. Model 8200PK—\$8.95 list. Weller Electric Corp., Easton, Pa.

Weller

WORLD LEADER IN SOLDERING TECHNOLOGY
CIRCLE NO. 36 ON READER SERVICE PAGE

Operation Assist

(Continued from page 26)

E. H. Scott Model A-446 4-band receiver, circa 1933. Tunes 550 kc. to 18 mc. Has 15 tubes including rectifier and Wunderlich detector tube. Built on 2 chassis. (T. M. Turner, 301 Sabin, Kalamazoo, Mich.)

Hallcrafters Model S-38B receiver. Tunes 550 kc. to 30.5 mc. Has 5 tubes. (Rashad Mohamed, 93 Mowbrays Rd., Madras 18, South India)

Morrow Model 2BC 80-10 meter converter. (D. C. Brown, 149 N.W. 30th Ave., Ft. Lauderdale, Fla.)

Rogers "Majestic" Model B-9933 2-band receiver, circa 1937. Made in Canada. Has 8 tubes. (R. P. Millard, 9619 McNaught Rd., Chilliwack, B. C., Canada)

Hallcrafters Model S-72L portable receiver, and **Philips Lamps Ltd.** Model PCR made in England, circa 1944. (George Kapsokavadis, Chemical Laboratory of the State of Corfu, Greece)

Zenith Model 6G001Y "Long Distance" receiver. (Kenneth Lang, 310 15th St., Union City, N.J.)

PYE table-model TRF receiver. Has 4 tubes. Tunes BC and 1 s.w. band. (N. Rushner, RCAF Stn., Sydney, N.S., Canada)

E. H. Scott Model 505 receiver. Has 30 tubes on 2 chassis. (Gary Rickert, 4121 Blanchan Ave., Brookfield, Ill. 60513)

Victor "Animatophone" Model 55 projector. Takes 16-mm. film. Made by Curtiss Wright. (Robert Earhart, 2401 E. 3rd, Joplin, Mo.)

Kellogg Model 516 receiver. Uses tapped vari-couplers. (J. N. Clapp, 1516 Elm St., Davenport, Iowa 52803)

Zenith Model S118695 receiver, circa 1935. Tunes 3 bands. Has 8 tubes. (Mike Clarson, 65 Richard St., Clark, N. J. 07066)

Zenith Model 7HS22Z AM-FM receiver, circa 1940. Has 7 tubes. (Ronald Brown, 7536 Ives Lane, Baltimore, Md.)

RCA Model 262 receiver, circa 1935. Tunes 140 kc. to 36 mc. Has 10 tubes. (Robert Kando, 3 Carmen St., Dorchester, Mass. 02121)

Keystone Model K-400 tape recorder, circa 1955. (Joseph Frjeich, 13431 Ave. M, Chicago 33, Ill.)

Crosley Model 634 receiver, circa 1934. Has 6 tubes. Tunes AM and s.w. bands. (Jim Costov, 6005 Carew, Houston, Texas)

Philco Model 38-10 receiver, circa 1941. Tunes AM and s.w. bands. Has 5 tubes. (E. L. Whitescarver, Box 1042, Palestine, Texas)

Morrow Model 3BR-5 converter. Tunes 3 bands. (Jim Peterson, 623 S. Hill, Fort Scott, Kan. 66701)

Philco Model 46-1209 radio-phono combination, circa 1943. (John Kuc, 193 Hampshire St., Indian Orchard, Mass. 01051)

RCA Model AR-936 receiver, circa 1937. Has 7 tubes. (Gerald Welch, 34 Estabrook Rd., Weymouth, Mass.)

King Model MT666 motor tester, ser. 2555A. (Gene Picou, 1513 N. Ave. Q, Palmdale, Calif. 23550)

Sola Model CF "Examer." (Leo E. Smith, RD1, Box 375, Sandy, Utah 84070)

Motorola AM-FM-FM-s.w. receiver, circa 1943, model not known. Has 7 tubes. (James Swank, RD1, Apollo, Pa.)

R.M.E. Model 4305 CB transceiver. (Michael Cook, 7 Johnson St., Hart, Mich.)

EICO Model 470 oscilloscope. Has 7" screen. (Robert G. Pearson, 117 Elmar Drive, S.E., Vienna, Va.)


Zenith Model 5H40 "Trans-Oceanic" portable receiver. Tunes 7 bands. (Antonio P. Pacardo, 136 Jacob St., Naga City, Philippines)

Executone Model P-14 audio amplifier. (Tim Quill, 2075 Oaklawn St., Columbus, Ohio 43224)


Freed-Eiseman Model 32 radio-phono combination, circa 1946. Tunes FM-AM and s.w. Has 19 tubes and magic eye. (Albert W. Alley, 4130 N. Keystone, Chicago, Ill. 60641)

(Continued on page 30)

Regardless of what you pay for other Color TV



it can't perform as well as this one...



and yet a Heathkit® set costs as little as \$399!

Exclusive Heath Features For Unequaled Performance! That's right. No matter how many of your hard-earned dollars you pay for another brand of color TV, *none* can equal the performance of the Heathkit All-Channel, High Fidelity 21" Color TV! Why? *All* color sets require minor periodic adjustments to maintain peak picture performance. The Heathkit GR-53A is the *only* set with a "built-in service center" that provides facilities for perfect picture adjustments. Heath's simple-to-follow instructions and detailed color photos show you exactly what to look for and how to achieve it . . . quickly, easily! You become the expert! Results? Beautiful, true-to-life color pictures day in and day out . . . and *no* costly color TV service calls for simple picture alignment.

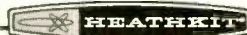
But don't take our word for it. See the special articles on the Heathkit GR-53A in the May issue of **Popular Electronics**, June issue of **Radio-TV Experimenter**, February issue of **Popular Mechanics**, April issue of **Science & Mechanics**, and the August issue of **Radio-Electronics**.

Then tear out the coupon and order yours now!

Kit GR-53A, chassis, tubes, mask, VHF & UHF tuners, mounting kit, speaker, 127 lbs. \$399.00

THE ONLY COLOR TV YOU CAN INSTALL 3 WAYS!

1. In Heathkit walnut-finished hardboard cabinet (Illust. opposite), Model GRA-53-6, 52 lbs. . . . \$49.00
2. In Heathkit Deluxe Walnut Cabinet (Illust. above), Model GRA-53-7, 85 lbs. \$115.00
3. In a wall, bookshelf, or custom cabinet!



HEATH COMPANY, Dept. 10-12-2

Benton Harbor, Michigan 49023

Enclosed is \$_____, plus shipping.

Please send Model(s)_____.

Please send FREE 1965 Heathkit Catalog.

Name _____


Address _____ (Please Print)

City _____ State _____ Zip _____

Prices & specifications subject to change without notice. CL-193R



CIRCLE NO. 12 ON READER SERVICE PAGE



**This is the cartridge
that holds the tape
that feeds the recorder**



**that handles like a camera
and
sounds like a million dollars**

The really big thing about this little three pound machine—NORELCO's all-new Carry-Corder™ '150'—is the way it combines professional performance with over-the-shoulder, portable convenience.

The convenience of one-hour snap-in cartridges; of one-button operation; of small-size and light weight; of flashlight battery power; of remote start/stop and of a built-in speaker.

Now add the professionalism of its broadcast-quality dynamic microphone, its solid state circuitry, its constant-speed motor and capstan drive, and its multi-function battery/modulation visual meter. Frequency response is 120-6000 cps \pm 3 db.

The Carry-Corder '150' comes complete with fitted carrying-case, microphone, direct-recording/playback patchcord and four tape cartridges.

See it, hear it, try it... at your favorite radio parts distributor or camera store, or write for Brochure R-12 to: North American Philips Company, Inc., High Fidelity Products Division, 100 East 42nd Street, New York, New York 10017.

Norelco®

CIRCLE NO. 22 ON READER SERVICE PAGE
30 December 1964 Popular Electronics

Operation Assist

(Continued from page 28)

Hallcrafters Model S-38 receiver. Tunes BC and s.w. bands. (James Jenson, Box 117, Regent, N. D.)

Emerson Model 544 receiver, ser. 46-9790093. Has 5 tubes. (Frank E. Prussa, RR#1, Atkinson, Nebr. 68713)

Link Model 1905 E.D. receiver, ser. 64311. (Albert D. Szeckfu, Box 251, White Swan, Wash. 98952)

Philco Model A19056 receiver, circa 1933. Tunes 1.6 to 18 mc. on 3 bands. (Robert Landry, 11 Rutland St., Springfield, Mass. 01109)

Weston Model 983 oscilloscope. Has 18 tubes. (James Resorff, 7602 Sweetbriar Dr., College Park, Md. 20740)

Link Model 1905 receiver. (Robert Foster, Route 1, Box 555, Dixon, Calif.)

GE Model 51 wire recorder, circa 1945. (Mike Silverman, 3366 Clarendon Rd., Cleveland Heights, Ohio 44118)

Special Data or Parts

Saja Model Mk 5 tape recorder, circa 1947, has 5 tubes; made in West Germany. Power transformer and schematic needed. (Steve Benscics, 609 Fremont St., Pittsburgh, Pa.)

GE Model RP-2020 hi-fi phono with VM turntable. Parts for record player wanted. (James D. Fox, 123 Balt. St., Gettysburg, Pa.)

Harvey-Wells Model TBS-30C "Bandmaster Senior" transmitter; 160-2 meter bands; has 2 6AQ5's, 2 5881's and 1 5933. Schematic and manual needed. (A 3/c James A. Cannon III, CMR 1468, Carswell Air Force Base, Fort Worth, Texas 76127)

Philips Model A-BIX 75U receiver; other numbers 53553, A3 25680, and 00 452 5257. Schematic needed and info to convert 220-volt to 117-volt power supply. (Steve E. Hann, Lakewood, Calif.)

Atwater Kent Model 37 receiver. Type 26 tubes and schematic wanted. (Will Reid, 425 Ohio St., Joliet, Ill.)

Radio City Products Model 1322 tube tester. Data to test modern tubes wanted. (Jud Lindsey, RD #1, Pine City, N. Y. 14871)

Hollywood Model 1614 CRT tester and rejuvenator. Meter replacement and schematic needed. (C. Avery, 2127 Dillman St., Terre Haute, Ind. 47802)

GE Model H-31 radio-phon console. Original 78-rpm record player with accessories and manual needed. (Peter Rebuzzini, Tanners Marsh Rd., Gullford, Conn. 06437)

RCA "Radiola #3," circa 1924. WD-11 tube or equivalent needed. (James Lockard, 3185 E. 13th Ave., Columbus 19, Ohio 43219)

Vomax Model 900 meter. Range selector switch wanted. (Calvin Long, South & Carroll, Frederick, Md.)

Kolster Model K-20 receiver, circa 1928. Source for parts and info on dial stringing needed. (Floyd Smith, Jr., Box 163, Croton Falls, N. Y. 10519)

Canadian Marconi Model No. 9 Mk 1 receiver; tunes 1.8 to 5 mc. Schematic and power supply diagram needed. (Ronald Smeltzer, 805 Liege, Montreal 15, Que., Canada)

Hickok Model 550X tube tester. Tube chart and schematic needed. (C. W. Kunkelster, Hillcrest School of Oregon, 2450 Strong Rd., Salem, Ore.)


Ferret Model 720 sweep generator. Manual and schematic needed. (F. Kerns, 4555 50th St., San Diego 15, Calif.)

Inca Models T3 and T13 transformers. Current, wattage and impedance values of tapped windings wanted. (Paul A. Lindsey, 15 Bemis St., San Francisco, Calif.)

RCA Model 811K BC-s.w. receiver, chassis 8Q17B. Glass dial plate needed. (M. Kowalchuk, Jr., 1008 Berwick St., Easton, Pa. 18042)

GE Model L-53 a.c.-d.c. receiver, circa 1932-33; tunes 540-1710 kc., 2400-2500 kc. Operating instructions and schematic needed. (Chris Falvo, 2215 Halter Ave., N.W., Canton, Ohio 44708)

Jackson Electrical Instrument Co. Model 660 dynamic signal analyzer; 5 bands, 7 tubes, date unknown. Operating info and schematic needed. (John McDaniel, Explorer Post 73, 1302 Westridge, Abilene, Texas) —30—



World's Best Buy In Electronic Organs!

GD-983

\$849⁰⁰

including bench
\$125 dn.,
as low as \$27 mo.

**Full Features...
No Extras To Buy...
Saves Hundreds of Dollars
New Heathkit®/Thomas
"Coronado" Transistor Organ!**

Every Organ Feature You've Ever Dreamed Of!

- 17 beautiful organ voices . . . Diapason 16' & 8', Bass Clarinet 16', Trumpet 16', English Horn 8', Violin 8', Oboe 8', Bourdon 16', Flute 8', Flute D'Amour 4', Quint 5-1/3', Saxophone 8', French Horn 8', Cello 8', and Chimes — all at the simple touch of a tab!
- Two full-size 44-note keyboards
- Built-in 2-speed rotating Leslie plus 2-12" Main speakers
- 28 notes of chimes
- 13-note heel & toe pedal board, range C thru C
- New Stereo chorus for exciting "stereo" effects
- Color-tone attack, repeat & sustain percussion . . . the only organ to give you all 3
- Treble accent tab
- Reverb
- Manual balance
- Pedal volume
- Expression pedal
- Headset outlet for private play
- All-transistor 75-watt EIA peak music power amplifier
- Transistor tone generators . . . warranted for 5 years
- Pre-tuned Tone generator . . . for easily tuning organ, no special "ear" needed
- Luxurious Hardwood Cabinet & bench . . . hand-crafted with walnut finish.

No Extras, Nothing More To Buy! Everything you need for complete playing versatility is included. There are no speakers, amplifiers, no other "hidden necessities" to add as with other organ kits. It's *all* there at *one* price . . . even the bench!

Saves Hundreds Of Dollars! Save more than \$400 over the factory assembled version. And you could pay as much as \$1000 more for other brands, and still *not* enjoy as many features!

It's Truly A Professional Organist's Dream With A Beginner's Simplicity! And yet, you don't have to be an electronic wizard to build it, nor a professional organist to play it. Famous Heath "Engi-nuity" has reduced assembly to simple steps that require *no* special talents, tools or knowledge. And the famous Thomas "Musical Fun Book" is included to start you playing many favorites fast! A special recorded 48-lesson course is also available that lets you learn at your leisure . . . regular \$50 value, only \$19.95!

Pay As You Play! Only \$125 dn., as little as \$27 a month. Get *free* catalog for full details — now!

Kit GD-983, organ & matching bench, 290 lbs. . . . \$125 dn., as low as \$27 mo. \$849.00

WORLD'S LOWEST COST 2 MANUAL ORGAN HEATHKIT/THOMAS "LARGO"



- 10 true organ voices
- Variable Repeat Percussion
- Two 37-note keyboards
- 20-watt peak power amplifier
- 13-note heel & toe bass pedals
- Walnut cabinet

Kit GD-232A, organ only, 158 lbs. \$349.95

HEAR IT YOURSELF!

Convince yourself by sending for a 7", 33 $\frac{1}{3}$ demonstration record! Order No. GDA-983-2 for Deluxe GD-983 organ, GDA-232-5 for low-cost GD-232A organ. Each record 50c. Do it now!



HEATH COMPANY, Dept. 10-12-3
Benton Harbor, Michigan 49023
In Canada: Daystrom, Ltd., Cooksville, Ontario

Enclosed is \$ _____ Please send model _____
 Please send Free 1965 Heathkit Catalog.

Name _____
(Please Print)

Address _____

City _____ State _____ Zip _____

Prices & specifications subject to change without notice. CL-197R

CIRCLE NO. 12 ON READER SERVICE PAGE

Olson

* **FREE**

Fill in coupon for a **FREE** One Year Subscription to **OLSON ELECTRONICS' Fantastic Value Packed Catalog—Unheard of LOW, LOW PRICES on Brand Name Speakers, Changers, Tubes, Tools, Stereo Amps, Tuners, CB, and other Values. Credit plan available.**

NAME _____
 ADDRESS _____
 CITY _____ ZONE _____ STATE _____

If you have a friend interested in electronics send his name and address for a **FREE** subscription also.

**OLSON ELECTRONICS
 INCORPORATED**

327 S. Forge Street Akron, Ohio 44308

CIRCLE NO. 38 ON READER SERVICE PAGE

An Important Message for CB'ers

Eliminate
 Vibrator Hash
 Forever with
QUIETRON



NEW TRANSISTORIZED VIBRATOR
 For Easy Plug-in Replacement


- Boosts Efficiency
- No Mechanical Noise
- No Moving Parts
- 90 Day Guarantee

Made in U.S.A.
 with
 American Parts

Available in two types (P or N) to cover all 12V CB sets; no set modifications necessary. Ask your dealer which type fits your set or write RaeCo direct for complete information.

RaeCo, Inc. Dept. P-12, 1351 Deloss,
 Indianapolis, Ind. 46203

CIRCLE NO. 26 ON READER SERVICE PAGE

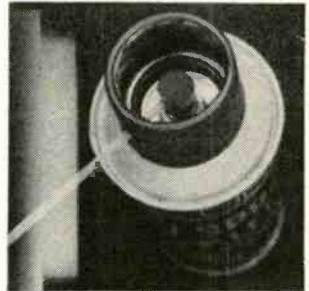


Tips and Techniques

CAP AEROSOL "WILDCATS" TO AVOID MESSY ACCIDENTS

Don't discard the protective cap on the next can of aerosol tuner cleaner you buy—it can keep the contents of the can from being acciden-

tally released, particularly when the can is carried from job to job. As slipping the cover on and off and attaching and detaching the extender for each job would be a nuisance, you can




neatly trim out the top of the plastic cover with a small knife. Then drill or punch a hole on the side of the cap for the spray extender tube. When the can is empty, the modified cap can be transferred to a new can.

—Elmer C. Carlson

SPAGHETTI DRILL STOP PREGAUGES HOLE DEPTHS

Drill stops are usually found on drill presses to control the depth of holes. With a hand-held drill, it is a time-consuming operation to stop and check the depth, and chances of obtaining equal depths are not good. An inexpensive solution to this problem is to




force-fit a small length of spaghetti over the drill bit—the tighter the better—exposing as much of the bit as is needed. Several layers of tape wrapped around the bit at the proper place can serve the same purpose.

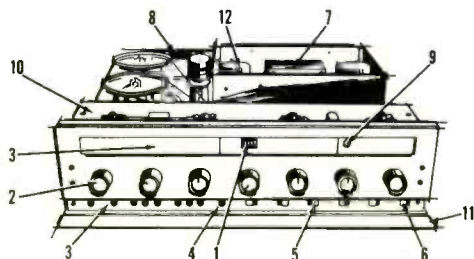
—Don Lancaster

(Continued on page 38)

first all-transistor stereo receiver kit!



Heathkit AR-13A All-Transistor Stereo Receiver Kit . . . Only \$195.00!



1. Tuning meter
 2. Individual AM and FM tuning
 3. Input level controls
 4. Level balance control
 5. Local-distance switch
 6. Speaker phase switch
 7. Transformer operated power supply
 8. AM rod antenna
 9. Stereo indicator light
 10. Preassembled FM "front-end"
 11. Hinged lower front panel (conceals secondary controls)
 12. Regulated and electronic filtered power supply
 13. Illuminated slide-rule dial • 43 transistor, 18 diode circuitry
- Dimensions: 17" L. x 5½" H. x 14¾" D.

Two power amplifiers plus two preamplifiers that produce 40 watts continuous, 66 watts IHF music power . . . wide-band AM, FM, FM Stereo tuners . . . all beautifully housed in one compact, "low-silhouette" walnut cabinet. Add cool, instant operation plus the clean, unmodified sound of its 43 transistor, 18 diode circuit, and you have the exciting Heathkit Stereo Receiver. The first all-transistor stereo receiver kit! And it costs just \$195.00!

Advanced features include automatic switching to stereo; inputs for mag. phono & two other sources; filtered tape recorder outputs; high-gain RF stages; squelch control; AFC; effortless flywheel tuning; external antenna terminals; and preassembled FM "front-end" and 4-stage AM-FM I.F. strip. Just add two speakers, and you have a complete stereo system. "Transistor sound," designer styling, advanced features, and unmatched savings & performance . . . more than enough good reasons to move up to the Heathkit AR-13A Stereo Receiver. Tear out the coupon & order yours now!

Kit AR-13A, 34 lbs. \$195.00



FREE 1965 HEATHKIT CATALOG
See the latest products in Heathkit's wide, wonderful line. Over 250 do-it-yourself kits for stereo/hi-fi, marine, TV, electronic organ, amateur radio, test instruments, educational and home and hobby items that will save you up to 50%. Send for your free copy today!

HEATH COMPANY, Dept. 10-12-4
Benton Harbor, Michigan 49023

- Enclosed is \$195.00 plus postage, please send Kit AR-13A Stereo Receiver.
 Please send Free 1965 Heathkit Catalog.

Name _____ (Please Print)


Address _____

City _____ State _____ Zip _____

Prices & specifications subject to change without notice.

HF-175

CIRCLE NO. 12 ON READER SERVICE PAGE



RCA TRAINING **can be the smartest investment you ever made!**

**Start building a profitable career in electronics now!
NEW RCA "AUTOTEXT" programmed instruction will help you
learn faster and easier!**

If you're considering a future in electronics, now is the time to start! A great new teaching aid—"AUTOTEXT" programmed instruction developed by RCA and introduced by RCA Institutes will help you master the fundamentals of electronics almost automatically. Even people who have had trouble with conventional home training methods are finding it easier and more fun to start their training in Electronics Fundamentals the RCA way. Prove

it to yourself as others throughout the country are now doing. An interest or inclination in electronics is what you need. RCA "Autotext" helps you to do the rest. You'll be ready to go on to advanced training sooner than you ever thought possible! The future is unlimited; the jobs are available. The important thing is to get started now.

Founded in 1909, RCA Institutes is one of the largest technical schools in the United States devoted princi-

pally to electronics. The very name "RCA" means dependability, integrity, and scientific advance. RCA Institutes offers the finest facilities of home training. A Service of the Radio Corporation of America, RCA Institutes gives you the technical instruction you need to plan, build and realize the career you want in today's fastest growing field.

Investigate your future now at RCA Institutes. It can be the smartest investment you ever made.

HOME TRAINING COURSES

RCA Institutes offer this complete selection of Home Training Courses

- Electronic Fundamentals
- Electronic Fundamentals (in Spanish)
- TV Servicing
- Color TV Servicing
- Transistors

- Communications Electronics
- FCC License Preparation
- Mobile Communications
- Automation Electronics
- Automatic Controls

- Industrial Applications
- Nuclear Instrumentation
- Digital Techniques
- Computer Programming
- Drafting

Liberal Tuition Plan. All RCA Institutes Home Study courses are available under a Liberal Tuition Plan. This plan affords you the most economical possible method of home study training. You pay for lessons only as you order them. If, for any reason, you should wish to interrupt your training, you can do so and you will not owe a cent until you resume the course. No other obligations! No installment payments required.

RCA Personal Instruction. With RCA Home Study training you set your own pace in keeping with your own ability, finances and time. RCA Institutes allows you ample time to complete the course. Your lesson assignments are individually graded by technically trained personnel, and helpful comments are added where required. You get theory, experiment, and service practice beginning with the very first lesson. All lessons are profusely illustrated. You get a complete training package throughout the entire course.

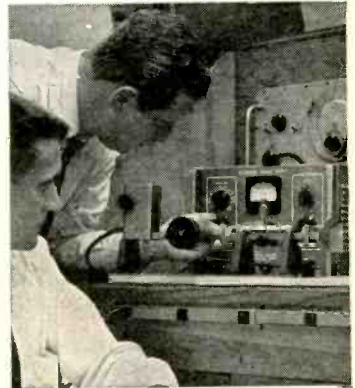
You Get Prime Quality Equipment. All kits furnished with the course are complete in every respect, and the equipment is top grade. You keep all the equipment furnished to you for actual use on the job...and you never have to take apart one piece to build another.

Free Placement Service. RCA Institutes graduates are now employed in important jobs at military installations with important companies such as IBM, Bell Telephone Labs, General Electric, RCA, and in radio and TV stations all over the country. Many other graduates have opened their own businesses. A recent New York Resident School class had 93% of the graduates who used the FREE Placement Service accepted by important electronics companies...and had their jobs waiting for them on the day they graduated!

CLASSROOM TRAINING IN NEW YORK CITY

No previous training required. You are eligible even if you haven't completed high school.

RCA Institutes Resident School in New York City offers training that will prepare you to work in rewarding positions on research and production projects in fields such as automation, transistors, communications, technical writing, television, computers, and other industrial and advanced electronics applications. If you did not complete high school, RCA will prepare you for such training with courses specially designed to provide the basic math and physics required for a career in electronics. Check classroom training on attached card, and full information will be rushed to you.



Coeducational Day and Evening Courses. Day and Evening Courses are available at RCA Resident Schools in New York City. You can prepare for a career in electronics while continuing your normal full-time or part-time employment. Regular classes four times each year.

SEND POSTCARD FOR FREE ILLUSTRATED BOOK TODAY!

SPECIFY HOME TRAINING OR CLASSROOM TRAINING.

RCA INSTITUTES, INC. Dept. PE-D4


A SERVICE OF RADIO CORPORATION OF AMERICA. 350 WEST 4TH ST., NEW YORK, N. Y. 10014



The Most Trusted Name in Electronics


now there are **3** time & tool-saving double duty sets

New PS88 all-screwdriver set rounds out Xcelite's popular, compact convertible tool set line. Handy midgets do double duty when slipped into remarkable hollow "piggyback" torque amplifier handle which provides the grip, reach and power of standard drivers. Each set in a slim, trim, see-thru plastic pocket case, also usable as bench stand.




PS88
5 slot tip,
3 Phillips
screwdrivers

PS7
2 slot tip,
2 Phillips
screwdrivers,
2 nutdrivers



PS120
10 color
coded nutdrivers



XCELITE INC. • 20 BANK ST., ORCHARD PARK, N. Y.
Please send free literature N563.

name _____
address _____
city _____ state & zone _____

CIRCLE NO. 37 ON READER SERVICE PAGE

Tips

(Continued from page 32)

TWO HANDY TIPS ON SUBSTITUTION BOX LEADS

Substitution boxes frequently come equipped with long leads. In many circuits the length of these leads is unimportant, but long leads can upset i.f. and r.f. circuits. And even when the circuits are less critical, long leads can create a bench cluttering problem. The logical solution is to shorten the leads and attach the alligator clips that usually come with a substitution box to the shortened leads. Another good idea is to substitute Minigator clips for the alligators—they permit easier connection into miniature circuits. —F. H. Frantz



PLASTIC CASES HOLD METERS OR SPEAKERS

Discarded plastic TV booster or antenna rotor control cases of the type shown in the photo make excellent mounts for meters or for a miniature speaker. Strip the parts and chassis from the case, and, if you're lucky, the meter or speaker will fit in the hole left by the dial without further modifications. If necessary, enlarge the mounting hole with a hacksaw blade, and drill holes for mounting screws around the perimeter. —Carleton A. Phillips




FELT-LINED ALLIGATOR CLIPS

Felt-lined clips will serve as non-scratch clamps for panels or etched circuit boards, and when saturated with water they act as excellent heat sinks for use in soldering transistors or diodes into circuits. All you need to make them is an old felt hat, a razor-blade or hobby knife, some general-purpose cement, and several alligator clips. Trim the felt to fit within both jaws of the clips and cement it in place with a minimum amount of cement (so the cement doesn't saturate the felt). Two or more layers of felt can be applied if necessary. Allow the cement to dry thoroughly before you use the clips. —Eugene Richardson

Share great moments with other great guys




Get a new set of wheels in the Army. Ten feet across or scooter size, there are more wheels in the Army than in any other organization in the Free World. Some are an adventure to drive, others take you to adventure—and, if you want, you can learn what makes each one roll.



Experts are made, not born. And the Army makes the best. Army schools teach hundreds of different specialties. If you qualify, you can sign up for the one you want before you enlist.

It's different from your home town. And who wouldn't expect it to be? After all, one of the reasons you join the Army is to see the world of differences.



You're not alone in today's action Army. Every experience you have is shared with other great guys. Regular guys who are learning, earning, growing, going, serving our Country, developing themselves. Just as you are.

But the wonder of these experiences is yours alone. No one can tell you how great it feels to master a difficult specialty like computer programming, missile repair, electronics, or construction. No one can live the excitement of landing in a foreign country for you. No one can know what *your* great moments in the Army will be. But you can be sure your life in today's Army will be full of great moments. Enough to add up to a great life.

Talk to your local Army recruiter. Let him tell you what the Army can do for you... and what you can do for the Army. Let him help you to that great moment, the moment you realize that...if you're good enough to get in, a proud future can be yours in today's action

Army

CIRCLE NO. 34 ON READER SERVICE PAGE


EICO

BEST VALUES IN KITS and wired equipment




3566 SOLID STATE FM MPX AUTOMATIC STEREO TUNER/AMPLIFIER.

Finest all-transistor kit value, equal to \$500-600 class instruments. Kit comes with pre-wired and prealigned RF, IF & MPX circuit boards plus transistor sockets. Outstanding 2 UV IHF sensitivity, automatic FM stereo-mono switching, muting, 40 db FM stereo separation. Total 66 watts IHF music power, only \$229.95 semi-kit (recommended to beginners!); optional walnut cabinet \$14.95—also \$349.95 factory wired including cabinet.



RP 100 SOLID STATE 4-TRACK STEREO TAPE DECK

Top professional quality—independent record and play—transistor electronics—used by industry in computer and communications systems • 3-motor drive including hysteresis synchronous capstan motor • 3 high-performance heads • Kit only \$299.95. Wired \$450.



2536 FM MPX STEREO TUNER/AMPLIFIER Superb FM stereo-MPX tuner, plus a 36-watt stereo amplifier. "In tuning ease, general handling, and sound quality... leaves little to be desired." HIRSH-HOUCK LABS in ELECTRONICS WORLD. Kit only \$154.95. Wired \$209.95.



ST 70-WATT INTEGRATED STEREO AMPLIFIER. Best buy of highest ranked stereo amplifiers, according to independent testing. Kit \$99.95. Wired \$149.95. **ST40 40-WATT INTEGRATED STEREO AMPLIFIER.** Kit \$79.95. Wired \$129.95.

HF-90A FM TUNER. Prewired and aligned FM front end. Most popular FM tuner kit ever made—"Without question an extraordinary value." American Record Guide. Kit \$44.95. Wired \$69.95.



HF-12A 12-WATT MONO AMPLIFIER. 18 watts IHF power. "Packs a bigger wallop than is apparent from the specifications." POPULAR ELECTRONICS. Kit \$39.95. Wired \$59.95.



435 DC WIDEBAND 3" SCOPE

Sensational performance in a compact 15-lb. package. Flat-face 3-inch CRT with V and H trace expansion. Flat from DC to 4.5 Mc/s. Useful to above 10 Mc/s. Zener diode calibrator. Equal to scopes costing many times more. Kit only \$99.95. Wired \$149.95.

324 RF Signal Generator Covers 150 Kc/s to 435 Mc/± 1.5% frequency accuracy. Internal 0-50% 400-cycle modulation. Kit \$28.95. Wired \$39.95.



232 PEAK-TO-PEAK VTVM

For color and B&W TV servicing, experimenters and laboratories. 7 non-skip ranges on every function. Measures AC peak-to-peak and RMS as well as DC. Response 30 Cp/s to 3 Mc/s with HVP probe. Kit \$29.95. Wired \$49.95.



369 SWEEP/POST INJECTION MARKER GENERATOR

For the "pro" service engineer, experimenters and laboratories. For aligning TV, FM and communications receivers. Sweeps cover 3-220 Mc/s. Markers cover 2-225 Mc/s. Kit \$89.95. Wired \$139.95.



667 TUBE/TRANSISTOR TESTER Dynamic conductance tube tester • 14 combinations of 3 plate and 3 screen voltages and 3 ranges of grid voltage • Interelement leakage readings in ohms. Checks all new tube types • Two step transistor test • Kit \$79.95, wired \$129.95. Model

628 Emission tube tester • Checks all new tube types • Kit \$44.95, wired \$59.95. Model **CRU**—adapts 667 or 628 for testing B&W & Color TV picture tubes. Wired \$9.95.



EICO EICO Electronic Instrument Co., Inc.
131-01 39th Avenue, Flushing, N.Y. 11352

Send new 1965 catalog featuring more than 230 EICO Products.

Name _____

Address _____

City _____ Zip _____ State _____



PE-12

CIRCLE NO. 6 ON READER SERVICE PAGE

CRYOGENICS

ELECTRONICS' FRIGID FRONTIER

By JAMES JOSEPH

*Resistance vanishes, and electricity flows
effortlessly forever at 450 degrees below*

THE electronic technician, asbestos-gloved (the gloves protecting him from cold, not heat) un-stoppers a thermos-like container. A cloud of vapor belches from its open end. Carefully, he tips the thermos. A sizzling cold, clear liquid spills—writhing as though alive—onto the concrete floor. For a moment it bubbles and boils. And suddenly it's gone—vaporized into thin air.

"Liquid helium," he says. "Its temperature is -450°F , a whisker above absolute zero, -459.6°F . The most revolutionary stuff in electronics."

CRYOGENICS



Since 1953, 24 elements, alloys and compounds capable of becoming superconductive have been discovered—most by Bell Labs' Dr. B. T. Matthias (left). Here, he and Dr. J. E. Kunzler point to niobium on the periodic table.

oratories succeeded in building miniature electromagnets with field strengths as high as 70,000 gauss (the field strength of a toy horseshoe magnet is about 200 gauss). Turned superconductive in a liquid bath of near absolute zero helium, the magnet's no-resistance magnetic windings needed only enough current to establish the magnetic field. Since there was no resistance, the current flowed continuously—self-sustaining the field.

In February of this year, Westinghouse announced the first superconducting magnet with a field strength of 100,000 gauss—roughly 200,000 times the average magnetic field strength of the earth—with a one-eighth inch bore (the hole through the center where the field exists). Then, in May, RCA reported a magnet which would develop 107,000 gauss—with a bore of one inch. Once immersed in a superconducting bath, either of the magnets can be started by momentarily connecting six-volt storage batteries.

By contrast, a veritable powerhouse (more than 1.6 million watts) is needed to sustain a 100,000-gauss field in an enormous, but otherwise conventional,

electromagnet. Most of this huge—and costly—energy is dissipated; wasted in the resistance of the magnetic windings. So great is the resistive heat, in fact, that 1000 gallons of water per minute are needed just to cool the windings.


The huge and inherent resistive losses through magnetic windings explain why today few commercial electromagnets are rated at more than about 20,000 gauss. Yet it's predicted that superconductive magnets can be built with strengths of 400,000—or even 1,000,000—gauss.

Their uses are myriad: as particle accelerators in cyclotrons, as tools of production (their powerful field strengths—a 300,000-gauss field would exert 50,000 pounds of pressure per square inch—could extrude hot steel as though it were spaghetti), and in controlling the hitherto uncontrollable. In this latter category fall the unbelievably hot 100-million-degree-centigrade gases from atomic fusion power plants which no known metal today can contain. Superconductive fields, arranged to form "containers within containers," will guide and bend the super-hot (and atomically lethal) ionized gas streams, preventing them from ever touching the pipes through which they flow.

Similarly, superconductive magnets in bores of one to two feet will be used to shape the plasmas of plasma jet propulsion engines for powering expeditions deep into outer space. Other magnets, many feet in diameter, may well serve as electromagnetic safety devices, shielding space travelers from the extremely hazardous high-energy protons emanating from solar flares. Although superconductive magnets of this size are still well in the future, they can be expected to follow improvements in materials, cryogenics, and space technology.

One of the problems with materials is to find superconductive metals that can withstand huge magnetic fields and still remain perfect conductors. That—and materials that can be worked into electronically useful shapes, such as

(Continued on page 86)



Add a new dimension to your holiday lighting—just use any radio or record player and the “Rhythmicon”


HERE’S a little project we have dubbed the “Rhythmicon,” for with it you can make your Christmas lights twinkle in time to the music from your radio, phonograph, hi-fi or p.a. amplifier. The possibilities the Rhythmicon offers are endless: Use it to control tree lights, floodlights, spotlights, or conventional electric bulbs—indoors or out.

Simply connect the two clip leads from the Rhythmicon to the loudspeaker leads of the sound source, and play carols or other seasonal material through it. The lights plugged into the socket on the box will automatically fol-

Christmas Lights Twinkle to Music

By LEON A. WORTMAN

Christmas Lights Twinkle to Music



low the sound, going from off to full on, getting instantly brighter and dimmer as the music gets louder and softer; going off completely when the music stops. The music plays, and the lights dance automatically.

Construction. Basically, the Rhythmicon makes use of the ability of a silicon controlled rectifier to act as a "rheostat," controlling large amounts of current in a circuit in response to pulses applied to its "gate" electrode. Uni-junction transistor Q_1 , in combination with Q_2 , acts as a pulse generator to turn SCR_1 on. The pulse frequency (and, consequently, the brightness of the lamps controlled by SCR_1) depends on the amplitude of the audio signal applied to T_1 (see "How It Works," page 48).


A 3" x 4" x 5" Minibox holds all of the circuitry and components for the Rhythmicon. The SCR and the four silicon rectifier diodes must be mounted on a heat sink. First, fabricate the heat sink from a piece of $\frac{1}{16}$ " aluminum, cutting it to $2\frac{1}{2}$ " x $3\frac{3}{4}$ ". A $\frac{1}{4}$ " flange is bent along the $3\frac{3}{4}$ " dimension for mounting the heat sink, and five holes are drilled in it for mounting SCR_1 and D_2 - D_5 . The holes must be large enough for complete clearance of the mounting studs.

Referring to the photos on page 47, mount D_2 and D_3 directly in the two center holes without insulating wash-

ers. A solder lug is placed under the mounting nut of D_2 to connect the cathodes of D_2 and D_3 directly to the lamp socket. SO_1 . Diodes D_4 and D_5 (as well as SCR_1) must be electrically insulated from the heat sink with mica washers on either side. Between the mica washers and the bodies of these three semiconductors, use solder lugs as shown in the upper photo on page 47. Use heavy metal washers between the outer mica washers and the mounting nuts. When SCR_1 and D_4 and D_5 are mounted, check with an ohmmeter to insure that their cases are not shorted to the heat sink.


The heat sink *must* be electrically isolated from the Minibox. In the author's unit, 6-32 holes for machine screws were drilled and tapped into opposite sides of a $3\frac{3}{4}$ " x $\frac{1}{2}$ " x $\frac{1}{2}$ " bar of Bakelite. The heat sink was mounted on the Bakelite through holes in the $\frac{1}{4}$ " flange made previously, and the Bakelite was then secured to the inside of the Minibox in the same way. Polystyrene or any similar insulating material can also be used for this, or the heat sink can be mounted with machine screws using extruded shoulder washers to insulate it.

As shown in the top photo, most of the remaining components are mounted to a $2\frac{1}{4}$ " x $3\frac{1}{2}$ " piece of perforated circuit board (with the exception of SO_1 , F_1 , T_1 , S_1 , and R_1 , which are mounted at the ends of the box). "Flea clips" are inserted into the perforated board at suitable points to provide rigid terminals for connecting the transistors and other components. The perforated circuit board is mounted to the box with several machine screws and $\frac{1}{2}$ " stand-



Aluminum heat sink is mounted to one side of box on a Bakelite strip; PC board is mounted on $\frac{1}{2}$ " spacers. Only rear of SO1—the socket for lights—is seen. Heat sink and components should not contact metal box.

Studs at left (below) are D4-D5. Mount with mica washers on both sides of heat sink; use same method for SCR1 seen at right. At center are D2-D3; no washers are needed for them.



offs to provide clearance for the tips of the "flea clips" which protrude through the board.

Before mounting the circuit board and heat sink, drill holes in the Minibox for the remaining components. At one end of the box, mount SO1, FI, and T1; at this same end, drill holes for the a.c. line cord and audio clip leads (these can also be made with a.c. lamp cord), and line them with rubber grommets. Drill holes for S1 and R1 in the opposite end of the box.

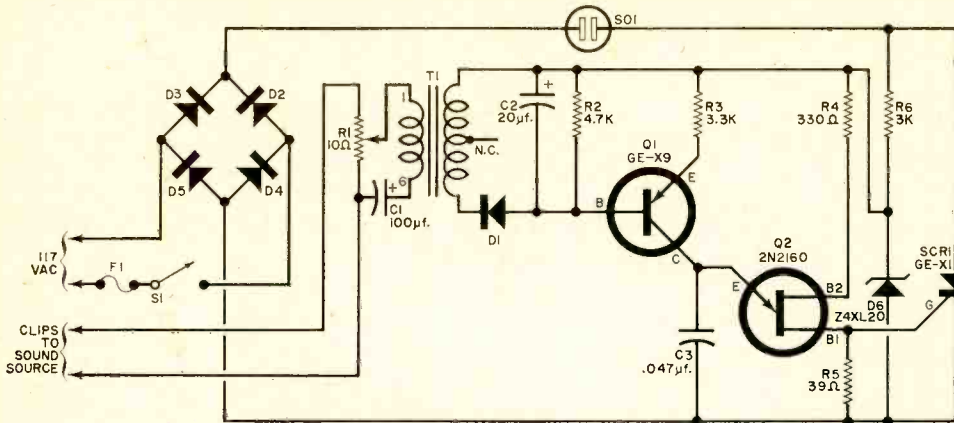
Final Wiring. Because some of the components of the Rhythmicon are at the potential of the a.c. line, it is essential that no part of the circuit makes electrical contact with the Minibox. The one exception to this is the audio lead which is connected to the bottom end of R1; connect this lug of R1 to the box by placing a solder lug on the control shaft. Also, connect the ground terminal of C1 directly to the box (rather than to the lower terminal of R1) using a lug under one of the nuts holding the perforated circuit board.

Transformer T1, a universal push-pull-plates-to-voice-coil audio output type, is used to couple the audio source to the Rhythmicon. It is connected so the secondary or voice coil side becomes the input. Connect the center lug of R1

and the positive terminal of C1 to the transformer terminals that give the highest impedance—with the unit used by the author, terminals 1 and 6. Connect the push-pull plate side as shown in the schematic; the center tap is not used and can be cut short.

Since transistors Q1 and Q2 are soldered into the circuit, be sure to use alligator clips or other heat sinks to avoid heat damage. Observe similar precautions with the diodes and SCR1. Component values are not critical, and may vary plus or minus 10%; it is desirable to select a resistor for R6 that is within 5% of 3000 ohms, however.

Operation. It takes less than half a watt of audio at 4 ohms impedance to operate the Rhythmicon, and even a transistor radio can be used to demon-



Rhythmicon consists of bridge rectifier, audio pulsing circuit (Q1-Q2), and power control (SCR1)

PARTS LIST

- C1—100 μ f., 50-volt electrolytic capacitor
- C2—20 μ f., 25-volt electrolytic capacitor
- C3—.047 μ f., 200-volt paper capacitor
- D1—1N34A germanium diode
- D2-D5—Silicon diode rectifier (GE-X4 or Lafayette Stock No. 19G4208 or equivalent)
- D6—20-volt, 1-watt zener diode (GEZ4XL20 or equivalent)
- F1—5-ampere, 125-volt "slow-blow" fuse and fuse-holder (Littlefuse Type 3AG or equivalent)
- Q1—GE-X9 npn transistor
- Q2—2N2160 unijunction transistor (GE)
- R1—10-ohm, 5-watt wire-wound potentiometer
- R2—4700-ohm, $\frac{1}{2}$ -watt resistor
- R3—3300-ohm, $\frac{1}{2}$ -watt resistor
- R4—330-ohm, $\frac{1}{2}$ -watt resistor

- R5—39-ohm, $\frac{1}{2}$ -watt resistor
- R6—3000-ohm, 5-watt wire-wound resistor, 10% or better
- S1—S.p.s.t. toggle switch
- SCR1—Silicon controlled rectifier (GE-X1 or equivalent)
- SO1—Panel-mounting a.c. socket
- T1—Universal push-pull output transformer (Lafayette 33G7503 or equivalent—see text)
- 1—3" x 4" x 5" Minibox
- Misc.—Sheet of $\frac{1}{16}$ " aluminum for heat sink; perforated circuit board; flea clips; Bakelite bar for mounting heat sink; mica washers for mounting SCR1, D4 and D5; solder lugs; 6-32 hardware; $\frac{1}{2}$ " spacers; alligator clips; line cord; grommets; wire; solder, etc.

strate its functioning. No modification is required at the audio source; simply connect the clip leads to the amplifier speaker terminals, or to the voice coil leads of a speaker. Any impedance between 4 and 16 ohms will do, with 8 ohms as optimum.

Potentiometer *R1* is the sensitivity or light amplitude control for the Rhythmicon. After setting the audio amplifier for the best listening level, adjust *R1* to the point where the lights follow variations in sound volume; turn it too high and the lights will stay on with little variation, going off when the sound stops.

Lovely lighting effects can be created by connecting up to four 100-watt Par-38 lamps (available in red, blue, and green) at the base of the Christmas tree, or as part of an outdoor display. Plugging in strings of conventional tree lights further enhances the effect. The

4.7-ampere rating of *SCR1* gives a total of 450 watts of power handling capability—that's a lot of dancing, twinkling, decorative light!

—30—

HOW IT WORKS

Audio is applied to *T1*, and rectified and filtered by *D1-C2*; the resulting polarized voltage appearing across *R2* biases *Q1*, following audio amplitude variations. Unijunction *Q2*, *C3*, *R4*, and *R5* comprise a pulse generator. The frequency of the pulses depends on the d.c. potential applied to *Q2*'s emitter by *Q1*. The greater the audio amplitude, the higher the pulse rate. Resistor *R6* and zener diode *D6* form a voltage divider across the output of the bridge rectifier (*D2-D5*), and provide stable, low potentials for *Q1-Q2*. The *SCR* begins conducting when a pulse is applied to its gate; current flows until the pulsating d.c. delivered by *D2-D5* reaches zero. At that point, another pulse from *Q2* is required to again start conduction. The greater the pulse rate, the higher the average current through *SCR1* and the lights connected to *SO1*.

Miniature I.F. Module Superheterodyne Pocket Receiver

By CHARLES CARINGELLA

Modern electronics module concept gets more elements into less space and greatly reduces number of tie points. Two i.f. amplifiers and detector take up only 0.375 cubic inch.

ROUND-THE-CLOCK listening pleasure will be your reward for doing a good building job on this modern transistor superheterodyne broadcast-band radio. It is a complete unit and can be put into your pocket. It can also give your phonograph or tape recorder the ability to sound off with broadcast-band programs. No test or alignment equipment is needed to construct the radio.

A pre-aligned i.f. amplifier module only $1\frac{1}{2}'' \times \frac{1}{2}'' \times \frac{1}{2}''$ in size speeds construction and simplifies wiring. The module contains 24 parts including a ceramic filter, two transistors, two transformers and a diode detector.

COVER STORY





Fig. 1. Variable capacitors $C1a$ and $C1b$ are held in place by machine screws. The antenna loopstick can be cemented to the case, or just allowed to "float" in place.



Except for the antenna loopstick, variable capacitor and phono jack, all components including the i.f. module are mounted on a small board, measuring just $2\frac{7}{8}$ " x $1\frac{1}{16}$ ", as shown in Fig. 2. This is not a printed circuit. All the components are hand-wired.

How It Works. Transistor $Q1$ serves as an r.f. amplifier, local oscillator and mixer. (See Fig. 4.) The input circuit, consisting of a variable capacitor ($C1a$) and an antenna ferrite loopstick ($L1$), tunes the broadcast band. Local oscillator coil $L2$ is tuned by variable capacitor $C1b$ to a frequency that is always 455 kc. above the frequency of the incoming signal. Capacitors $C1a$ and $C1b$ are ganged.

The incoming r.f. signal and the local oscillator signal are mixed in transistor $Q1$. Sum and difference frequencies as well as the r.f. and oscillator signals appear at the output of $Q1$. The miniature i.f. transformer ($L3$) is tuned to 455 kc., and allows only the difference frequency to pass on to the next stage. The primary of $L3$ is part of the collector load circuit of $Q1$; the tap on this winding is not used.

The next two i.f. stages are in the module, as is the detector stage, as shown in Fig. 6. Bandwidth is fairly narrow, thanks to the ceramic filter between pin 2 and the 390-ohm resistor, but not narrow enough to prevent good reception of music. The bandwidth is about 8 kc. at -6 db. It is therefore possible to obtain good selectivity. The 455-kc. i.f. signal is amplified by each of the two pre-tuned transistor stages and then demodulated by the crystal diode detector. The audio signal goes through a low-pass filter to pin 7 and then to the top of the volume control, potentiometer $R6$. From the

volume control the signal is fed directly to an earphone jack. Additional transistor stages can be added, if desired, to drive a loudspeaker. A patch cord could be used to connect the radio earphone jack to the input of a tape recorder or phonograph. A feedback loop from the detector to the base of the first transistor in the module provides a.v.c. action. Overall gain of the i.f. module is about 55 db.

A loudspeaker is usually preferred, but there are several advantages to using an earphone: fewer transistors are needed, battery life is longer because power consumption is lower, and you can listen without disturbing anybody. An earphone can also provide exceptionally good fidelity—bass notes, which can not be reproduced by a small speaker, can be heard in an earphone, because the earphone is directly coupled to the ear and does not have to move a large vol-

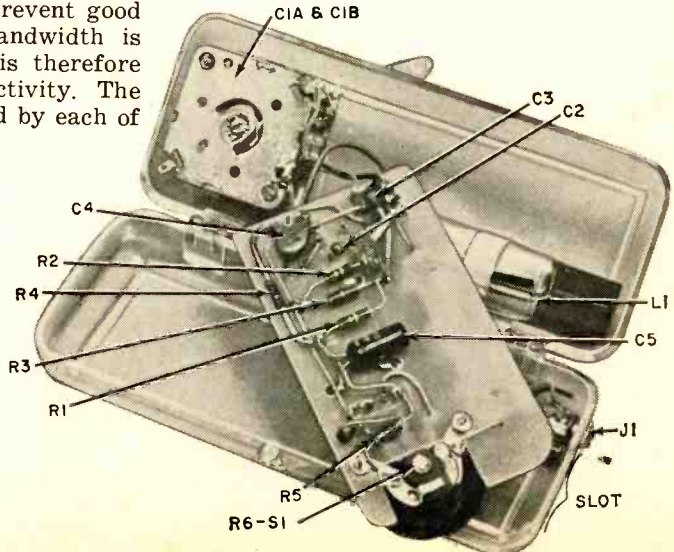


Fig. 2. Bottom view of the circuit board. Notch permits volume control to work without undue stress. The slot in the case allows volume control knob to turn freely.




Fig. 3. Top view of circuit board. Allow enough clearance between battery and phono jack. Leads to battery can be spot-soldered; avoid overheating.

- B1—6- to 9-volt transistor radio battery (NEDA 1606 or equivalent)
- C1a/C1b—Miniature 2-gang variable capacitor; 117.1-pf. r.f. section, and 74.4-pf. osc. section
- C2—0.02 μ f., 3 volts
- C3—0.01 μ f., 3 volts
- C4—0.05 μ f., 10 volts
- C5—10- μ f., 12-volt electrolytic capacitor
- J1—Phono jack, subminiature type
- L1—Ferrite antenna loopstick (Miller 2010 or equivalent)
- L2—Oscillator coil, miniature (Miller 2065 or equivalent)
- L3—I.f. transformer, miniature (Miller 8901 or equivalent)*

- Q1—2N1987 transistor
- R1—15,000 ohms
- R2—10,000 ohms
- R3—1500 ohms
- R4, R5—1000 ohms
- R6—5000-ohm potentiometer with s.p.s.t. switch (Lafayette 99 G 6019 or equivalent)
- S1—S.p.s.t. switch (on R6)
- 1—I.f. amplifier module (Miller 8902)*
- 1—2 7/8" x 1 9/16" phenolic or laminated board
- 1—3000- to 7000-ohm dynamic earphone
- 1—4 1/4" x 1 3/4" x 1" plastic box

*The Miller 8902 module and the Miller 8901 transformer are available together as the 8903

Fig. 4. Optional 0-1 ma. meter at point X serves as tuning indicator. Superhet circuit can give AM broadcast "voice" to tape recorder or record player.

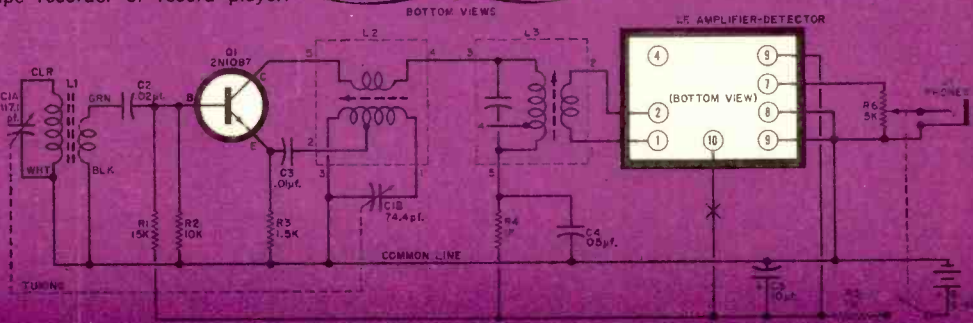
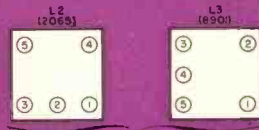



Fig. 5. Tuning dial can be mounted under knob on finished radio. High-impedance earphone provides good audio frequency response.



ume of air as a loudspeaker does. Earphone impedance should be anywhere from 3000 to 7000 ohms. Do not use a low-impedance phone, as it will load down the output circuit excessively.

If you wish, you can add a tuning meter to the circuit. Insert a 0-1 milli-ampere meter in series with the lead going to terminal 10 on the i.f. module.

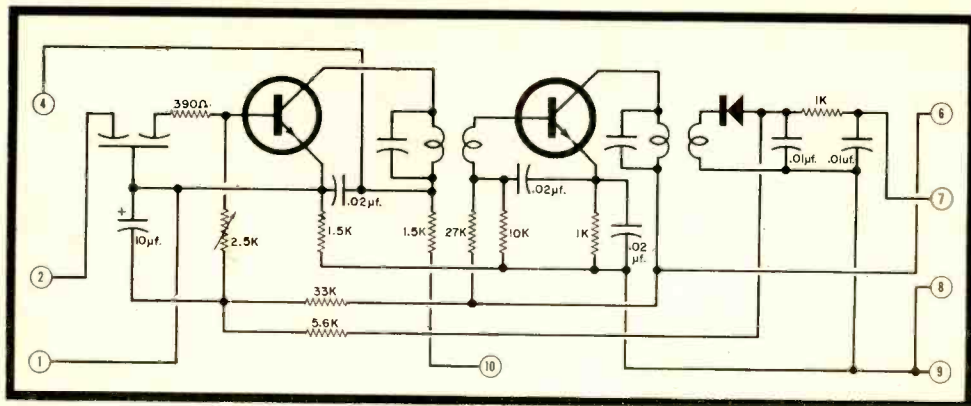



Fig. 6. Miniature i.f. strip is pre-aligned and pre-packaged. A detector stage is also included. A ceramic filter limits i.f. response to improve receiver selectivity without damaging audio quality. Overall gain is 55 db and output is sufficient to direct-drive an earphone. Bandwidth is 8 kc. at -6 db. Photo at right shows how actual components were fitted into can.



(See point X in Fig. 4.) The radio draws only 3 milliamperes.

Construction. The completed broadcast radio is shown in Fig. 5. It was built to fit into a small plastic box, which is readily available. You can choose any size box, as long as all the parts fit and are arranged in an orderly manner—the best thing to do is follow the photographs. Do not use a metal case. A shielded antenna usually develops into a situation of apparent radio silence.

Mount *C1* directly to the case. *L1* can be held in place by a dab of cement or just allowed to "float." The black and white wires from *L1* are soldered directly to the capacitor frame. The clear wire is soldered to *C1a*, the capacitor with a greater number of plates. The green lead is attached to *C2* on the circuit board later.

The circuit board assembly is shown in Figs. 2 and 3. Parts location is not critical, but here again it is best to follow the layout as shown. Keep the leads short and avoid overheating the transistors when soldering. Notch out the board to allow the volume control (*R6*) to be mounted without undue stress or strain. Enough of the knob should protrude so that it can be easily reached when the assembly is finally placed into the case.

A $\frac{3}{4}$ " x $\frac{1}{8}$ " slot is cut out on the side of the case to allow the knob to stick out about $\frac{1}{16}$ ".

Connect all the metal cans to a common ground line. This line is also connected to the frame of the variable capacitor. Short leads can be soldered directly to the battery. Next to the slot in the case, install the miniature phono jack.

Position the board in the case when completed. Connect the green wire to *C2* and two wires from the volume control to the phono jack.

Alignment. If all is well with your radio, you will hear background noise or, hopefully, a radio station or two when you first turn it on. The alignment and peaking adjustments are made from off-the-air signals. All you need is a non-metallic screwdriver. Do not force any of the screws or slugs; they should turn easily. Try to get any station and adjust *L3* for maximum. In the absence of a station, adjust for maximum noise.

Rotate the knob until the plates are almost fully meshed. This is the low end of the broadcast band. With the aid of another radio, as a "standard," locate a station at the lowest end of the band. Adjust the slug in oscillator coil *L2* until

(Continued on page 97)

AUTO VOLTMETER SHOWS YOU'LL GO

**Keep tabs on your
charging system—
catch battery failures
before they happen**



By JOSEPH TARTAS

EVER stop to wonder what your automobile battery voltage is? "Why twelve volts, of course," you say (unless you have a 6-volt system and answer "six"). It seems like a silly question—until you examine it closely. The fact of the matter is that battery voltage varies over a range centered around 12 (or 6) volts: Exactly what it is, and when, are facts that can tell you a great deal about the health of your car's electrical system.

If your car or boat is equipped with an ammeter or indicator light, you might automatically assume that you need only be concerned when the "Battery" light stays on, or if the meter shows discharge when the engine is running. While it is important to know, as these devices indicate, that your generator is supplying a charging current to the battery, it is equally important to know the battery voltage under load and no-load conditions, as well as the voltages actually available at the starter, ignition system, etc. Voltage drop across cables can be enough to cause trouble. The voltmeter can tell you where your trouble is without "cutting" into any of the circuits. It can also alert you to potential trouble.

Storage Battery Theory. Let's review, for a moment, the typical characteristics of a lead-acid storage battery. It consists of several cells each having a potential of about 2 volts. The exact voltage of each cell will depend on the proportion of acid to water in the electrolyte, and the condition of charge or discharge of the cell.

One standard method of checking a lead-acid cell is to measure the specific gravity of the electrolyte. This electrolyte is a mixture of sulphuric acid and distilled water with a specific gravity of 1.260 at 77° F for automotive service, and ranging from 1.275 for heavy industrial uses to 1.210 for batteries in standby or emergency service. The specific gravity is measured by means of a hydrometer. The *open-circuit* voltage of the cell is directly related to its specific gravity:

$$\text{Voltage} = \text{specific gravity} + .84$$

A voltmeter, therefore, can be used to continuously monitor the specific gravity of the battery as a whole.

Because the proportion of water to acid is increasing as the cell discharges, the specific gravity is gradually reduced (water alone has a specific gravity of



This illuminated voltmeter is one of several types for use in cars. Panel meters will also serve; in some cars, they can be mounted in dash. Meter above is sold by Lafayette Radio.

1.000) and the relative state of charge will be indicated by the hydrometer reading. For the sake of accuracy, the correct specific gravity is designated at 77° F, with a small correction factor of about 15 points for temperature variations over the usually encountered range of 32 to 110°. Some hydrometers have a built-in thermometer with the necessary correction indicated.

As a cell discharges, the terminal voltage begins to drop due to internal resistance. The heavier the current, the greater the internal voltage drop and the lower the terminal voltage due to the heating effect on the battery resistance. If there is excessive resistance in the battery cables due to broken strands in the conductors or poor terminal connections (due to loose or corroded joints), there is a further drop under high current drain conditions, and little voltage appears at the starter terminals or at other equipment such as the radio or lights.

One voltage appears at the battery terminals under no-load conditions, a lower voltage under starting conditions (or with the lights, heater, or radio on) and a still lower voltage at the starter or equipment due to the normal cable drop. When an ammeter is used as the indicator, it will show at a glance whether or not there is a load on the battery by its discharge rate, but it does not give any indication of the battery voltage or its condition of charge, nor does it indicate excessive *IR* drops.

The "idiot light" does not even give this amount of information, but usually tells no more than the fact that there

is an output from the generator. When it is lit, the generator output is nil or inadequate. When the light is out, the generator output exceeds some preset current level *at the generator terminals*. Neither the ammeter nor the light necessarily show battery condition.

Enter the Voltmeter. A d.c. voltmeter connected *directly* to the battery terminals will tell you at a glance the charge condition of the battery, the condition of your voltage and current regulator, and if the generator is functioning properly.

A typical 6-volt battery will read 6.3 volts with no load when fully charged. If it reads below that, the percentage of charge left will depend upon current drain, the length of time the discharge occurs, and the final voltage acceptable (the point at which the battery is considered discharged but not damaged). The final voltage, below which the cells are considered exhausted, depends upon the time and discharge current rate. This final voltage may vary from 1.0 to 1.85 volts per cell, but the most used value is 1.75 volts for typical applications.

Any of several voltmeters can be used in an automobile or boat. An 8- or 10-volt d.c. voltmeter is suitable for a 6-volt system, and a 15-volt meter for a 12-volt system. There are a number of special meters available from automotive supply and electronics parts houses, some types already mounted in brackets, with or without a panel light, and some types that include trouble-shooting charts. These meters have expanded scales to make it easy to read battery voltage while driving.

One type that includes both illumination and trouble-shooting information is the Lafayette Radio "Volt-Test" (Stock No. 11 G 8001); another is the Stewart-Warner "Volt-Guard." The latter is advertised as a voltmeter and electrical system analyzer, which, in effect, is what it really is. The Stewart-Warner meter has a meter bracket and light socket, but these are sold separately as accessories.

Unlike the regular d.c. panel voltmeter, the automotive types draw about 50 ma. of current, but this small drain is insignificant compared to the current capacity of a car battery. The normal leakage across the top of the battery

due to dirt and acid probably equals or exceeds this drain. The meter is wired directly to the battery terminals with small-gauge insulated wire (#20 is more than adequate); alternatively, the ground lead can be connected to the engine block where the battery is connected. In either case, the meter leads should be soldered to solder-lugs and connections to the battery or block should be *clean and tight*.

It is a good idea to check voltages at the various terminals (battery, engine block, voltmeter on panel) with a portable voltmeter or VOM to determine if there are any undesirable voltage drops in the cables or connections after the meter is installed. You may avert trouble later on.

What the Readings Mean. Each time you start your car you should check your indicator lights and watch the volt-



Simple gadget for turning over engine consists of two clip leads connected to normally-open push-button switch. Leads are connected to starter control terminals of starter solenoid.

meter for abnormal indication. Remember that the battery drain is heavier in winter and the battery voltage (if you keep your car outside) will be lower to start with.

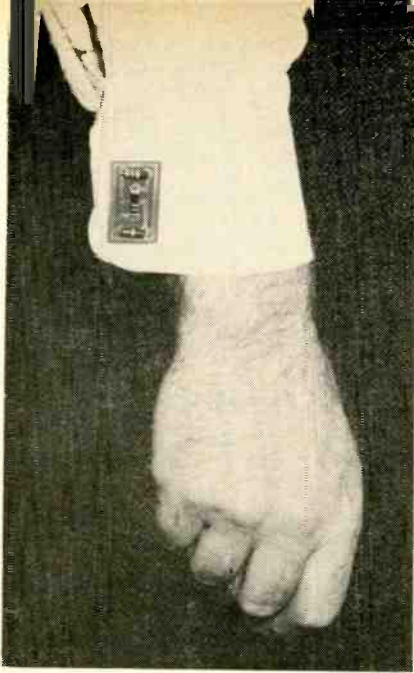
(Continued on page 84)

BATTERY VOLTAGE TABLE

BATTERY VOLTS ₁		ENGINE OFF OR IDLING ₂	ENGINE STARTING (Battery Condition)	ENGINE RUNNING ₃ (Generator Condition)
Below 5.0	Below 10 or no reading	Dead or disconnected battery, meter disconnected or not wired properly	Disconnected, defective, or improperly wired meter. If the engine will start, or run, the battery is not at fault	
4.5-6.0	9-12	Undercharged battery; engine might not start	Normal range for winter and summer	Generator not charging, regulator not working, or current drain from equipment (lights, radio, etc.) exceeds generator output
6-6.4	12-12.8	Fully charged battery. Generator and regulator operating properly		Battery fully charged, but generator or regulator not working properly
6.7-7.6	13.5-15.2	Normal for short period after driving due to battery "surface charge," or meter reads high		Normal when battery, generator, and regulator are working properly. Meter reading varies with charge in battery, engine speed, temperature, and regulator setting
Above 7.6	Above 15.2			Voltage regulator contacts stuck together, or voltage regulator set too high. File and clean contacts and check battery fluid for level and specific gravity


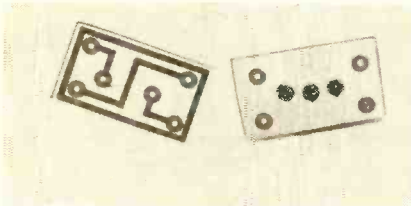
1. The minimum voltage reading possible will depend upon the type of meter used.
2. Idling speed below that which causes the cut-out relay to pull in.
3. Normal driving speeds.

All voltages are approximate, and will vary with temperature, condition of regulator contacts, accuracy of meter, and other conditions.



GIVE HIM (or HER) ELECTRONIC JEWELRY

Standard printed circuit boards are used to create unusual jewelry. Below is shown the board used to make cuff link above, resist materials, blank laminate, brush, etchant.



DISTINCTIVE cuff links for the electronics buff and ear rings and other accessories for the YL or XYL are easy to make with bits of printed circuit board and colorful resistors and other components from the junk box. "Electronic Jewelry" is both attractive and an interesting conversation piece—and you'll enjoy making it for yourself or as a gift.

As a foundation, secure copper-clad laminate with copper on both sides. One side is used for a decorative pattern, while a cuff-link stud, ear-ring loop or other fastener is soldered to the back. The materials used to etch a pattern in the copper are the same as those used in making printed circuits: etchant, resist tape, resist circles, and liquid resist. If you would like to gold-plate your jewelry, also obtain a bottle of plating solution such as "Liqua Gold" (available from Lafayette Radio, Stock No. 14G2902, \$1.66).

Design possibilities are limited only by your imagination. Cut out pieces of laminate in the form of circles, oblongs, diamonds, etc. using a fine-tooth coping saw. Dress edges with a fine file. Carefully clean the top copper surface with steel wool and apply a pattern to it with resist tape and circles, and resist paint. Use tape of varying thicknesses for lines, and add spots, dots, and circles as required. For a really way-out pattern, thin the resist paint with some turpentine and use it with a small brush or a pen.

Before etching, turn the laminate over and mark areas with resist paint for anchoring components and soldering on a cuff-link stud or other piece of jewelry hardware. Etch the copper in a glass dish—without agitation to hasten the process it should take no more than half an hour. Wash the pieces in cold water and remove the tape; paint can be removed with turpentine.

Drill small holes for component leads and deburr them. You can use resistors, glass diodes, capacitors, transistors, etc. Run the leads through the holes and solder on the back of the board. Trim off excess lead wires and file down the solder blobs for a neater appearance.

Mix the gold plating solution according to the instructions, and heat it on a stove as described. Add your jewelry, and you will have a lovely gold-plated surface over all metal, including the copper, lead wires, and solder.

—Byron G. Wels



ELECTRIC



FENCE CHARGER

Marauder monitor curbs canine capers. Stop garden invasions and garbage can inspections at four o'clock in the morning


By LYMAN E. GREENLEE

KEEP your disposition from going to the dogs by charging up a few things. You can build a small fence charger that will deliver a wallop big enough to make any self-respecting dog or cat think twice before investigating the contents of your garbage can a second time. The punch is a high-voltage shock of short duration and is harmless to man or beast. Cost of construction is low—you may already have most of the parts on hand.

How It Works. A small isolation transformer (*T1*) isolates the fence charger from the house power line for safety, as shown in the schematic diagram. A $\frac{1}{8}$ -ampere "slow-blow" fuse carries the small normal load of the charger and also withstands the initial current surge which may occur when the unit is first turned on. This is normal for equipment having capacitor input filtering in the power supply.

Capacitors draw relatively large current as they go from 0-to-operating voltage levels. The output from the transformer secondary goes through a current limiting resistor (*R1*) to the silicon rectifier (*D1*). Resistor *R1* protects the rectifier from starting current surges. The rectifier's pulsating d.c. output is smoothed by capacitors *C1* and *C2* and by resistor *R3*. The NE-2 neon light (*I1*) serves as a pilot light—it not only shows whether

ELECTRIC FENCE CHARGER



Small unit teaches hounds to behave.
Short duration pulses are harmless.

the charger is on or off, it also tells you if the B+ power supply is working up to this point in the circuit. Resistor $R2$ limits the amount of current that can be passed by the neon light. Output from this half-wave rectifier power supply is approximately 140 volts.

The relay coil ($K1$) is a normally-closed s.p.s.t. type with a coil resistance of from 3000 to 8000 ohms. Upon application of power, the relay tends to become energized almost immediately and to open the circuit through itself and transformer $T2$. Since enough time must be allowed for the current to build up, and, in turn, for the magnetic field to go to maximum in transformer $T2$, capacitor $C4$ is used to hold the relay armature down for about one second. Timing depends upon the values of the capacitor and the coil resistance, as well as the characteristics of the relay. Spring tension on the relay armature can be changed to increase or decrease the on-off time. Relays with coil resistance varying from 1000 to 10,000 ohms have been tried by the author and all of them have worked. Variations in hold-down time ranged from about 0.1 to 3 seconds.

When the relay points open, current ceases to flow through $T2$, the magnetic field collapses and induces a voltage across what is now the transformer's secondary winding, and the voltage appears at terminals $BP1$ to $BP3$. The quicker the magnetic field collapses and the higher the turns ratio of the transformer, the higher the voltage produced.

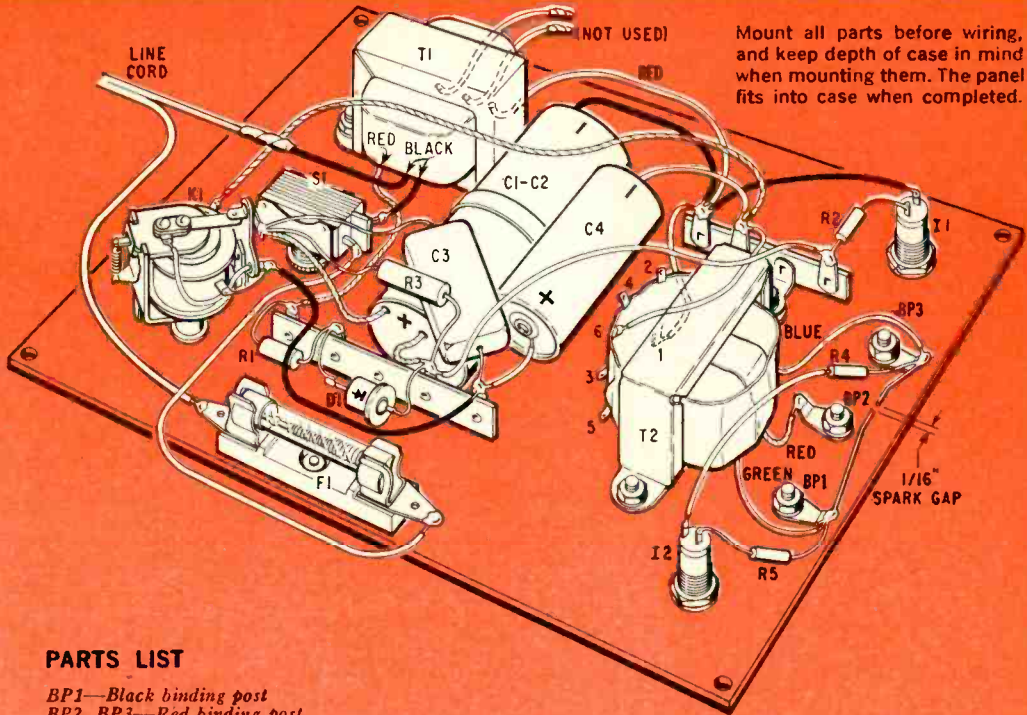
Note that this transformer was originally intended for audio output work and is used in the reverse manner in this project. Therefore, what was originally the primary winding is now the secondary.

Capacitor $C3$ serves the same purpose as the capacitor across the points in a conventional automobile ignition system. It overcomes the inertial effects of the current, minimizes arcing across the points, and takes on a charge which series-aids the voltage from the power supply when the contacts close.

The second neon light ($I2$) connected across the secondary of $T2$ flashes momentarily with each pulse applied to the fence if all is well. Resistors $R4$ and $R5$ are current limiters for $I2$. The spark gap protects the transformer against damage from internal arcing and also from electrostatic or lightning charges that might be picked up on a long length of fence wire connected to the charger.

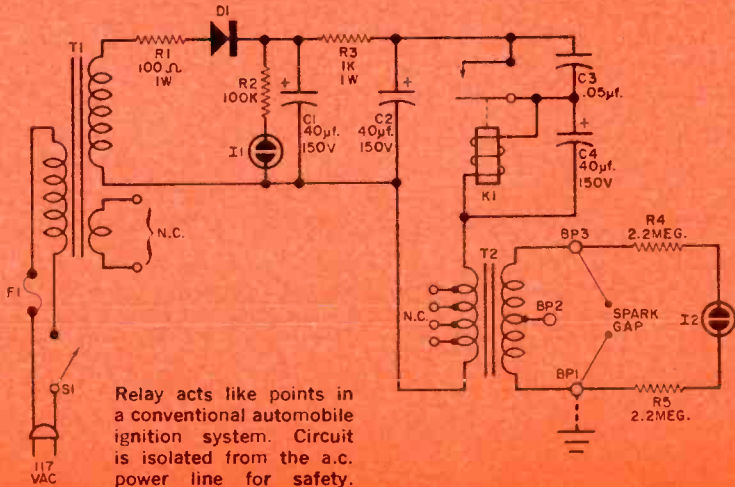
The shock pulse generated is completely safe due to its short duration. Any possibility of a dangerous or lethal voltage being applied to the fence because of component failure is remote. Transformer $T2$ can pass only a small current and is isolated from the house power line. The B+ component is "chopped up" by the relay. If the relay contacts stick open or closed, no high voltage can be developed on the fence. Should transformer $T1$, diode $D1$, or capacitors $C1$, $C2$, and $C4$ short, the fuse would probably blow or resistor $R1$ would burn out. In any event, there would still be no high voltage on the fence.

Construction. The charger should be built in a Bakelite or plastic box, or at least on an insulated board, as shown in the illustrations. Provide a good ground connection for terminal $BP1$. All parts are mounted on the cover. Keep in mind the $2\frac{1}{8}$ " space between the cover and the bottom of the case when




PARTS LIST


- BP1—Black binding post
- BP2, BP3—Red binding post
- C1, C2—40-40 μ f., 150-volt dual electrolytic capacitor
- C3—0.05- μ f., 600-volt mica capacitor
- C4—40- μ f., 150-volt electrolytic capacitor
- D1—1N1763, 400-PIV, 500-ma. silicon rectifier
- F1— $\frac{1}{8}$ -amp. "slow-blow" fuse
- I1, I2—NE-2 neon light
- K1—S.p.s.t., normally-closed relay with 5000-ohm coil (Potter & Brumfield LB5 or equivalent)
- R1—100-ohm, 1-watt resistor
- R2—100,000-ohm, $\frac{1}{2}$ -watt resistor
- R3—1000-ohm, 1-watt resistor
- R4, R5—2.2-megohm, $\frac{1}{4}$ -watt resistor
- S1—S.p.s.t. toggle switch
- T1—Isolation transformer: primary, 117 volts; secondary, 125 volts @ 15 ma. (Stancor PS8415 or equivalent)
- T2—4-watt universal output transformer (Allied Radio 62 G 023 or equivalent)
- 1—2 5/32" x 5 9/32" x 6 13/16" Bakelite instrument case and cover
- Misc.—Line cord, $\frac{3}{8}$ " grommets, fuse holder, 4-terminal strip, neon-light sockets, hookup wire, machine screws and nuts, etc.



ELECTRIC FENCE CHARGER



Spring tension on normally-closed relay should provide good contact. Tighten to increase "on" time.



Spark gap protects the transformer. Adjust size to prevent continual firing with no load attached.

mounting the various parts. The cover has to fit into the case when the instrument is completed.

Rearrange the parts in the cover, as shown in the photos, and mark the position of the various mounting holes. All parts should be mounted before wiring. The 6-volt filament wires from the isolation transformer are not used; the ends of these wires should be taped and folded around the transformer and tucked out of the way.

The output transformer has a series of taps for impedance matching. Locate the two outer ends of the tapped winding and wire them into the circuit. One way to identify the outer ends is to use an ohmmeter. Select the two terminals that have the most resistance between them.

The high-voltage side of the output transformer has three insulated wires which may be colored red for the center tap, blue for one end, and brown or green for the other end of the winding. Connect the brown or green wire to the black binding post (*BP1*), the red wire to the middle red binding post (*BP2*), and the blue wire to the end red binding post (*BP3*).

You can construct a spark gap by soldering a fairly stiff wire about 2" long to each lug on the outer binding posts. Shape the two wires so that their ends are about $\frac{1}{16}$ " apart and suspended in air away from other terminals and cabinet, as shown in the pictorial.

Check the wiring when completed. If you're satisfied with it, place the cover


in the case, plug in the unit, and flip the switch. If all is well, the relay will start pulsing. Don't screw down the cover until you have checked the spark gap to see that it is not firing. Normally the gap should be just big enough to prevent no more than occasional arcing. You may also want to vary the armature tension by adjusting the spring to get the right timing cycle. Spring tension should be strong enough to insure a good contact when the relay trips out. The relay should stay closed for about 0.1 second.

Operation. Connect the black binding post to a suitable ground connection, and connect the fence to be charged to one of the red binding posts. Use the middle binding post for wet weather and the outer one for dry weather. On a dry day a higher voltage is needed to force current through dry ground. In wet weather a high voltage could be a disadvantage because the current would tend to leak across the insulators. The higher the voltage, the higher the leakage. When the ground is wet, a low voltage is just as effective. Approximately half the voltage and twice the amperage is available from the black and middle red post. Maximum high voltage is obtained from the black and outer red post.

To test for leakage in the fence circuit, connect a NE-2 neon light in series with the fence and the red binding post being used. The higher the intensity of the flashes, the greater the leakage. To

(Continued on page 99)

THE SLIM



Two-speaker enclosure can be used on its side as above, or on end as seen below. Novel filters (the slotted boards) and ports furnish bass boost.

TWOSOME

WANT to know how to pack good, strong bass, as well as clear, sparkling highs, into a speaker cabinet measuring just 10" x 10" x 36"? Interested in economy? Would you like to have a speaker system that can proudly take its place among your living room furniture, or on a convenient bookshelf? If your answer is "yes" to these questions, "The Slim Twosome" is for you.


A combination of filters and a decompression chamber increase air column length and enhance bass response without detracting from the highs. Two full-range 8" speakers pumping in phase can move as much air as a larger speaker. The filters dampen speaker action without a build-up of excessive back pressure. The ports relieve the cabinet of internal pressures and, when properly tuned, can improve bass response, as in a bass-reflex enclosure.

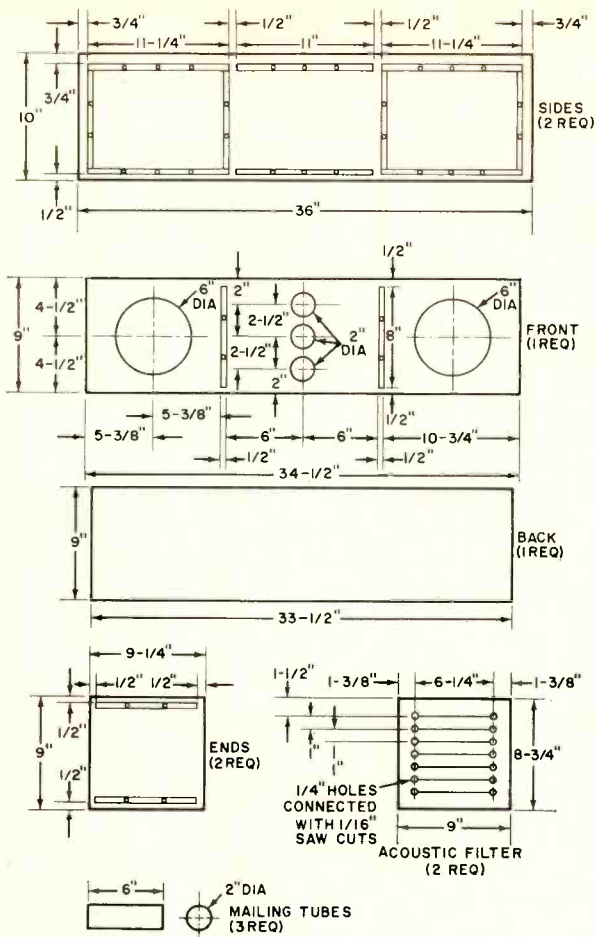
Construction. Ordinary $\frac{1}{2}$ " plywood can be used for the front, back, sides, and ends. However, you may choose—as did the author—to use hardwood or veneered plywood for the "sides" (top and bottom if the cabinet is laid flat). The remaining exposed surfaces are covered with grille cloth.

First cut the two 10" x 36" side panels, taking care not to mar the outside surfaces. The cleats used to hold the

For big bass from a small box, try this unique enclosure using center decompression chamber

By HAROLD HUFNAGEL





Construction of enclosure is detailed at left. All panels can be made from $\frac{1}{2}$ " plywood, with $\frac{1}{2}$ "-square stock making up the cleats. Cut all pieces exactly to size; place cleats as shown for easy assembly.

tween the cleats as shown, and firmly screw them to the adjacent cleats to prevent any vibration.

Final Assembly. The ports are made of three 6" pieces of mailing tube 2" in diameter. First give them several coats of shellac, then glue them in place, filling any openings around them with sawdust and glue. Line the speaker chambers with a $\frac{3}{4}$ " layer of acoustic padding on the ends, sides, and the back panel area that will cover the speaker chambers; no padding is placed on the filters or in the decompression chamber.

The front and ends of the author's cabinet were finished by covering them with grille cloth after the bare wood was painted flat black so that shadows would not show through the cloth. The side panels can be finished to your liking.

If plywood is used for the sides, you can finish the edges very easily by covering them with "flexible wood trim" available from most lumberyards. The trim is simply glued in place with contact cement. Fit grille cloth between the sides, stapling it to the rear edge of the ends and near the edges around the front. Gold cording or molding will conceal the staples.

While the exact type of speakers you choose for your "Slim Twosome" is not overly critical, be sure to get wide-range types such as the Lafayette Radio 21 G 4722, priced at \$6.25. There are other similar units which can be used.

Install the speakers, and wire them to a terminal strip on the rear panel, taking care to connect them both in the same phase—i.e., so both cones move in or out together. Small both in terms of size and the investment required, "The Slim Twosome" can be counted on to give big listening pleasure.

enclosure sections together are made of $\frac{1}{2}$ "-square stock. Cut enough pieces of the right length for the two sides, and place them exactly as shown in the detail construction drawings above. Secure them in place with glue and screws. Cut the front, back, and ends from ordinary plywood, and fasten cleats to the front and ends as shown.

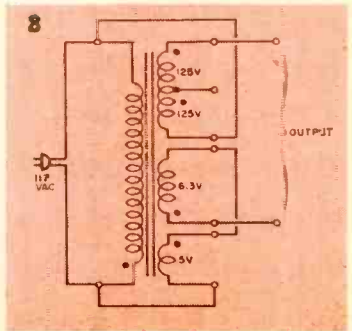
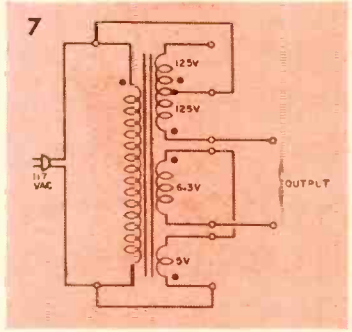
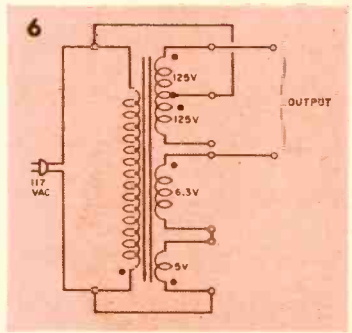
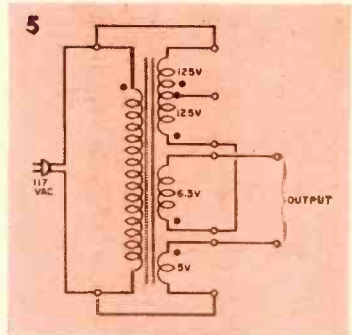
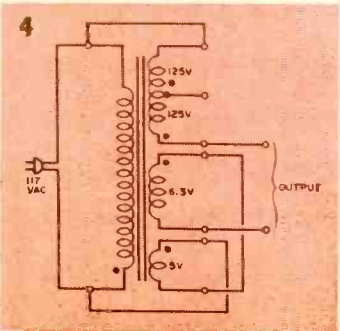
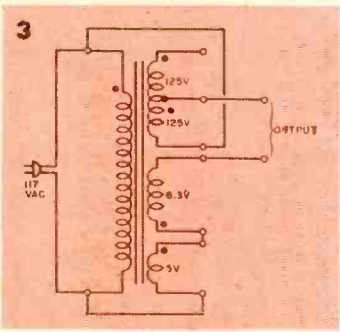
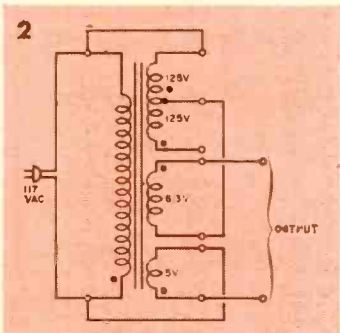
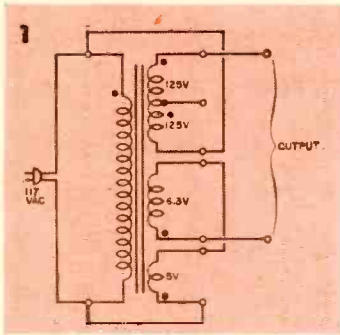
The end pieces are glued and screwed to the cleats on the side pieces using $\frac{3}{4}$ " flat-head #6 wood screws. Drill holes for the screws through the ends, countersinking the holes $\frac{1}{8}$ " so the screw heads will be below the outside surface of the enclosure. (Note: The cleats on the end pieces are later used to mount the front and back.)

Glue and screw the front in place, countersinking screw holes as before. After drilling and cutting the filter slots in the filters, slide them in place be-

TRANSFORMER WINDING QUIZ

By ROBERT P. BALIN

The same transformer is employed in each circuit on this page but the windings are connected differently to provide a variety of output voltages. In every case the primary winding and input voltage is 117 volts. Secondary windings are: 5 volts, 6.3 volts, and 250 volts center-tapped. The dots indicate the relative polarity of the windings. By carefully observing the additive or the subtractive effects of the windings it is possible to calculate the output voltage of each circuit. Can you?



- | | |
|---------|---------|
| 1 _____ | 5 _____ |
| 2 _____ | 6 _____ |
| 3 _____ | 7 _____ |
| 4 _____ | 8 _____ |


(Answers on page 97)

TV SCREAMS




"I hate substitute teachers."



"A cold solder joint? Well, it doesn't surprise me . . . there's been a draft in here all day."




"It belonged to a little old lady schoolteacher who used it only to watch 'Romper Room.'"



"How many times must I tell you not to kick the set when it gives trouble?"



"With your diploma, you'll each find a list of snappy answers to use when your customers say they want their TV set the same evening!"



LOW-COST SCR MOTOR SPEED CONTROL

New \$1.62 silicon-controlled rectifier increases versatility of power tools with universal series-wound motors

ALTHOUGH the price of speed controllers for power tools has dropped from \$25 to \$10 in the past two years, you can still build your own at a very substantial saving. The "secret ingredient" is a brand-new silicon-controlled rectifier with a 5-ampere rating which sells for \$1.62. It is the RCA Type 2N3228 and is now commonly available either by mail order or from many local electronics stores.


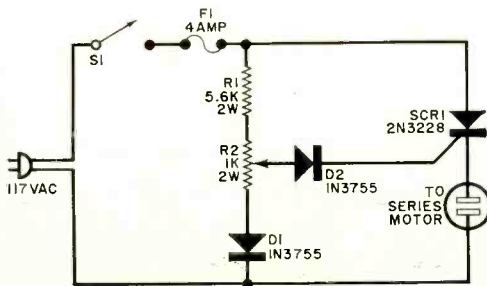
The circuit shown below was taken from the RCA "Application Note" SMA-34. Technically, the circuit is that of a half-wave motor speed control with regulation. Users of SCR speed controllers will find regulation of value, since it

varies the amount of current fed to the motor (at a particular speed setting) according to the load. Motor speed is initially controlled by adjustment of the gate bias of SCR1. Counter voltage generated by the motor is rectified by diode D1 and used to further control (feedback arrangement) the firing of the SCR. As the load increases, less counter voltage is generated and more current is permitted to flow into the motor.

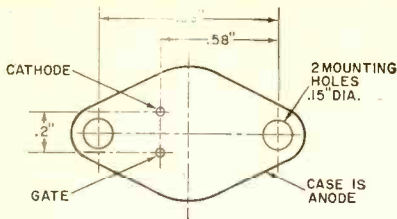
The speed control illustrated in the photos was carefully fitted into an aluminum box measuring 2 1/4" x 2 1/4" x 5". The line cord grommet, fuse F1 (in holder), and switch S1 are mounted in one end of the box cover. Speed control

PARTS LIST

- D1, D2—Silicon diode, 200 PIV, 125 ma. (RCA 1N3755 or equivalent)
 F1—4-amp, 3AG fuse in holder
 R1—5600-ohm, 2-watt resistor
 R2—1000-ohm, 2-watt potentiometer
 S1—S.p.s.t. toggle switch
 SCR1—Silicon-controlled rectifier (RCA 2N3228)
 Misc.—Aluminum box, 3-prong, a.c. outlet socket, 6' three-conductor heavy-duty a.c. line cord, small heat sink, 4-terminal tie strip, solder, a.c. cap, knob, ceramic stand-off insulators, etc.



The heat sink in the speed control must be insulated from the aluminum box; use H. H. Smith Type 2645 ceramic insulators. Position sink so that it will not short out to the metal back of the outlet.



Bottom view of the RCA 2N3228 rectifier. In this speed control circuit, the rectifier is bolted to the heat sink and insulated from the metal box.

potentiometer $R2$ and a three-prong outlet socket are mounted on top of the cover.


Attached to the U-shaped bottom of the box by means of 3/4" insulated spacers is a small heat sink. The center of the heat sink is reamed out to pass the gate and cathode terminals of $SCR1$.

The case of $SCR1$ is bolted to the heat sink—possibly making it “hot” since it is connected to one side of the a.c. line.

Although a variety of three-prong outlet sockets are available in radio supply houses, the cheapest socket you can use is an Eagle 817, with the ears clipped off and the socket attached to the box with 6-32 machine screws. If you position the heat sink carefully, the parts will fit snugly into the box and not short out.

Be sure not to stall the motor by operating at a very slow speed and high load. A stalled motor will draw excessive current and within a matter of two or three seconds the SCR may be permanently damaged—if the fuse has not blown. If the motor does stall, quickly turn off the speed controller. Lessen the load and try again at a higher speed setting of potentiometer $R2$. —30—

Utiliamp— An All-Purpose Audio Amplifier



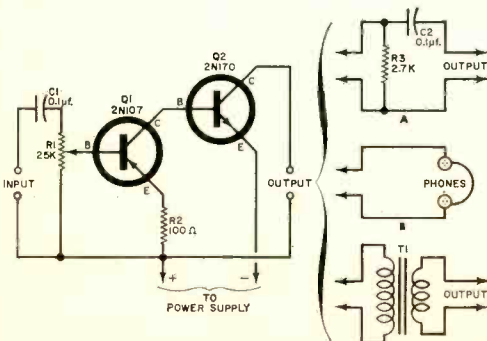
One capacitor, one pot, two transistors, and one resistor add up to a versatile little amplifier. Capacitor $C1$ should be rated at 50 volts; resistor $R2$, 1/2 watt.

YOU'LL be surprised at the number of uses you can find around the shop for this small amplifier—as the audio section of a simple receiver, as a test amplifier, as an audio or r.f. signal tracer, or as a basic preamp for test instruments or power amplifiers.

Any small chassis will serve for mounting the components of the “Utiliamp,” a simple two-stage *pn-pnp* complementary unit utilizing a bare minimum of parts. No special precautions need be taken with layout or wiring other than to keep input and output leads isolated from each other. Sockets were used for $Q1$ - $Q2$, but can be dispensed with if you employ heat sinks when you solder the transistors. The input and output terminals are Fahnestock clips mounted with screws and insulated from the chassis with fiber washers.

Any power supply or battery delivering 3 to 9 volts will power the Utiliamp. If for any reason you want to interchange $Q1$ and $Q2$, simply reverse battery polarity. Capacitor $C1$, which should have a 50-volt rating, may be larger or smaller; a fairly large capacitance is necessary for good low frequency response. Use an audio-taper potentiometer for $R1$, mounting it below the chassis as shown.

Any of several output loads can be used. If the Utiliamp is employed as a preamp, use either a resistive or matching transformer load as shown at “A” and “C”. Moderate-impedance phones (2000 ohms) can be direct-coupled (“B”). —E. G. Louis



THE WONDERFUL WORLD OF LIDS



What was Pheobus Sharney's strange preoccupation? Here, it stands revealed for every YL to read

By CARROLL MOON

I SHALL NOT reveal how I met Pheobus Sharney, nor why I have chosen to distinguish him from the many others of his ilk by writing about him. Suffice it to say that I am acquainted with a gentleman who is, believe it or not, a typical radio nut.

During the day he is employed in a computer foundry. There has always been some question as to whether he simply tolerates the incessant pound, pound, pound of square waves on the shore, or just considers it something that any red-blooded American ham should do. For his spare time is spent in a like manner—sweating over a hot cathode, oblivious to anything but ham radio.

Recently, I spent a soul-wrenching Sunday morning with him before the cyclotron he sardonically calls his "linear amateur radio rig." "Let's try fifteen first," he said competently, although why he picked that particular number I will never know. He twisted the dials, read the cyclotron's meters, and then a speaker began to emit weird chirps and snorts. Finally, I began to distinguish voices speaking some odd language that seemed to make sense to Pheobus.

"There's a contest on," he explained, "a big phone contest."

I've heard of endurance contests where people line up outside a phone booth to wait for some teen-ager with a pocket full of nickels to get off the phone, but this phone contest was a horse of a different color. Some loud-mouth was shouting something that sounded like "Seek you the axe, seek you the axe!", but this seemingly strange advice was actually given in a Brooklyn accent that came out "Seek you de axe!" I waited patiently for an explanation.

"You see," Pheobus began, "every so often an organization called the American Radiator Delay League notifies all the gang that a phone contest will be held on a certain date between such and such hours. There's one this weekend, and hams all over the world are trying to contact other hams. The one who makes the most and best contacts gets top honors. Some contacts count more than others, especially de axe. Sometimes a real operator wins, but there are a lot of accomplished fakirs in the ham world."

"What do they talk about?" I asked innocently. "They sound like they're fresh out of the funny factory."

"Just lissen," Pheobus commanded. "I'll explain as we go along."

HE twisted something called a "gain control" and another knob that was supposed to multiply the Q, and a voice with a Spanish accent began shouting through the speaker.

"My number two you oh man is five zero, my report is are nine plus. Do you copy? Do you copy? See oh eight are hell with kay eight bloozy, doozy, choosy . . . Come in oh man!"

Pheobus turned off his standby in order to comment. "That's a Cuban ham talking with a ham in our eighth district. He gave a contest number and signal report. Notice how fast he's working. Wants to make as many contacts as possible before the show is over."

He turned on the kilocycle control, only to find the Cuban still spouting. "O.K. oh man. Thank you werry much. So long and best of lock in de contact. See oh eight are hell is cue are zed on de band looking for any possibles. Kay somebody please."

Pheobus broke in over the noise. "He's telling any possible listeners who might want to contact him that he's now ready to talk with them. That's what cue are zed stands for. Now let's get up on the American part of the band and listen to the lids up there . . ."

"Scratch, squawk, zzzz . . . fine business zed ess two able baker. I'm running 50 watts on homebrew with a zepp outside the shack. How do you copy? Double you four umpty bumpy whiskey over two zed ess two able baker victor."

Pheobus turned down the kilocycle control again and shook his head in disgust. "That joker is running with damn near a full keg. He always pulls that crud on some poor, unsuspecting foreigner. Last week he was bragging about his full keg and tribander on an eighty-foot mast."

All I could envision was some guy living in a shack and drinking homebrew—a whole keg of it—but what was a zeppelin doing parked at the eighty-foot mast outside?

". . . I'm writing out your cue ess hell card right now old man, be sure to send yours. Pea a zero alpha better papa. Your number is seventy-nine and your sigz are nine plus. Do you copy? Kay a seven papa please America two pea a zero alpha better papa. Come in oh m."


"That louse," Pheobus muttered, "hasn't got any cue as hell cards. Never had any, but tries to collect all the foreign cards he can get. I heard him explain it on the air last week. Thinks it's funny but it gives the rest of us American hams a bad name."

THE stand-near switch was thrown again, and Pheobus fiddled with the dials. Suddenly a voice, speaking in an obscure Choctaw dialect grated through the speaker. "Single Sideband," Pheobus observed.

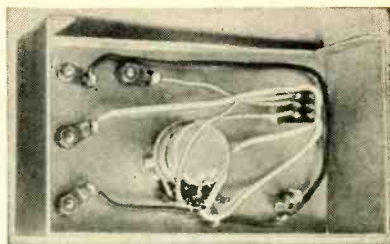
I nodded in wonderment and awe, for how could he tell just by listening whether Mr. Sideband was married or single? The voice became intelligible, interrupting my thoughts.

"Seek you, seek you. This is whiskey baker two yellow banana peel. Kay somebody plz."

"I'll just give him a shout to see if
(Continued on page 112)



Knob is removed to show scale in photo at left. Jack J1 is for signal generator input; terminal posts serve as test points and outputs.



THE EXALTED POT

Sometimes even the simplest of electronic gadgets can save you countless hours of needless effort

By FORREST H. FRANTZ, Sr.

THE VERSATILE "Exalted Pot" is so simple you'll wonder why you didn't think of it yourself. All that's required to build the unit are two ganged potentiometers, a d.p.d.t. switch, assorted connectors, and a small aluminum box.

You can use it as a 1000-ohm and a 10,000-ohm resistance adjustable divider, as a substitution adjustable resistor for any value up to 10,000 ohms, or as a substitute volume control in transistor circuits. In combination with a VTVM and an audio signal generator, you can even use it for measuring capacity and inductance.

Construction Details. The unit is housed in a 2½" x 3" x 5¼" Minibox. The dual potentiometer (*R1-R2*) is made by using a 10,000-ohm linear unit (IRC-CTS Q11-116) and an add-on multi-section (IRC-CTS M11-108) which is a linear 1000-ohm unit. After cutting the shaft of *R2* (the 10,000-ohm unit), attach *R1* to the back of *R2*, but be careful that the wiper arm finger of *R1* is properly seated in the wiper slot of *R2* before bending the tabs and sealing the units together.

Now attach this ganged pot to the Minibox cover, and place the knob on the shaft, repositioning the potentiometer as necessary to maintain the same overshoot at each end of rotation.


Terminal posts *B*, *C*, *T* and *GND* are available from Lafayette Radio in a kit of 10 pieces (MS-566), and each requires a ¼" hole. The *GND* post is grounded to the Minibox, but the other

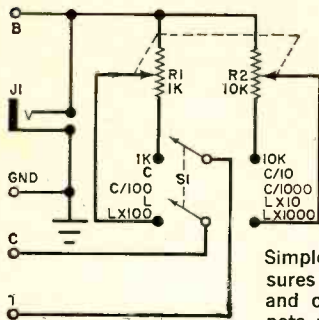
three are insulated with fiber washers. Subminiature phone jack *J1* is a Lafayette 99 G 9905, and needs a ¼" hole also. Switch *S1* is a d.p.d.t. miniature toggle switch and requires a ¼" hole. Mount all components and wire them as shown in the diagram on the next page.

Calibration. The "Exalted Pot" dial scale can be calibrated by measuring resistance at various knob settings with an ohmmeter of known accuracy. The inner scale will be calibrated from zero at one extreme to 1.0 at the other, and interpreted to mean 1000 ohms full scale or 10,000 ohms full scale, depending on the setting of switch *S1*.

The outer (capacity) scale is calibrated from 1.9 to 30µf. These capaci-

If you have an audio signal generator and a VTVM you can use the "Exalted Pot" to determine capacitor values fairly accurately. The unit will also perform many other functions as described in text.





Simple instrument measures values of coils and capacitors. Adjust pots to match voltage across unknown parts.

RESISTANCE SCALE CALIBRATIONS		
Mark Scale	S1 at 1K (ohms)	S1 at 10K (ohms)
0	0	0
1	100	1000
2	200	2000
3	300	3000
4	400	4000
5	500	5000
6	600	6000
7	700	7000
8	800	8000
9	900	9000
10	1000	10000

tor markings actually correspond to capacitive reactance at a test frequency of 100 cycles. Potentiometers $R1$ and $R2$, as well as the test frequencies of 100 and 10,000 cycles, were selected to provide a wide range of measurements without having to resort to many scales. Capacitance values of 0.0019 to 30 μf . can be measured.

While not shown in the photo, the dial can also be calibrated to read values of inductance. For the values of the re-


sistors and frequencies selected, the instrument's range is from 1 mh. to 15 h. (15,000 mh.).

First calibrate the resistance scale. Set $S1$ in the 1K position. Rotate the control and mark the dial at each 100-ohm point. Do this carefully and use a good ohmmeter to measure the resistance as you proceed around the dial. No further calibration is needed for resistance. The other range is essentially now cali-

(Continued on page 98)

CAPACITANCE SCALE CALIBRATIONS					
Mark Scale	Resistance (ohms)	100-cycle signal		10,000-cycle signal	
		S1 at C (μf .)	S1 at C/10 (μf .)	S1 at C/100 (μf .)	S1 at C/1000 (μf .)
1.9	836	1.9	0.19	0.019	0.0019
2	800	2	0.2	0.02	0.002
2.5	640	2.5	0.25	0.025	0.0025
3	530	3	0.3	0.03	0.003
4	400	4	0.4	0.04	0.004
5	320	5	0.5	0.05	0.005
7.5	212	7.5	0.75	0.075	0.0075
10	160	10	1	0.1	0.01
15	106	15	1.5	0.15	0.015
20	80	20	2	0.2	0.02
30	53	30	3	0.3	0.03

INDUCTANCE SCALE CALIBRATIONS					
Mark Scale	Resistance (ohms)	10,000-cycle signal		100-cycle signal	
		S1 at L (mh.)	S1 at Lx10 (mh.)	S1 at Lx100 (h.)	S1 at Lx1000 (h.)
1	62.8	1	10	0.1	1
2	125.6	2	20	0.2	2
3	188.4	3	30	0.3	3
4	251.2	4	40	0.4	4
5	314	5	50	0.5	5
6	376.8	6	60	0.6	6
7	439.6	7	70	0.7	7
8	502.4	8	80	0.8	8
9	565.2	9	90	0.9	9
10	628	10	100	1	10
11	690.8	11	110	1.1	11
12	753.6	12	120	1.2	12
13	816.4	13	130	1.3	13
14	879.2	14	140	1.4	14
15	942	15	150	1.5	15



On the Citizens Band

with **MATT P. SPINELLO**, KHC2060, CB Editor

THE Department of Transport (Canada's equivalent to our FCC) has taken the first step in opening the door to Canadian/U.S. reciprocal CB licensing. The General Radio Service (similar to our Citizens Radio Service) was authorized for Canadians in

CANADA GIVES U.S. CB'ERS PRIVILEGES

April, 1962, almost four years after the FCC authorized CB here in the same 11-meter band. The two systems parallel one another to the extent that both are low-power, short-range communications services, and both services were established for use in necessary business or personal communications. The operational regulations of the GRS are much the same as our CB rules and regulations, but operating frequencies are available on only 19 of the 23 channels used for CB in this country—ranging from 27.005 to 27.230 mc. (U.S. CB channels 4 through 22).

The similarity of the two services gave a few CB operators living along the border in both Canada and the United States the impression that the General Radio Service and the Citizens Radio Service were related. As we explained in the March, 1963, edition of this column, hopes were high then that the FCC and the DOT (Department of Transport) would soon come to some sort of agreement authorizing CB'ers and GRS operators to communicate across the international boundary. Now, millions of transmissions and two years later, the DOT has introduced a new service to be known as the "Tourist Radio Service," making any legally licensed U.S. CB'er eligible for a temporary license to use his CB gear while in Canada.

There is no fee for this service but the license is not transferable and must be in

the operator's possession at all times while he is in Canada. It remains valid for a period of one year, at which time it must be renewed by the U.S. citizen who expects to continue having a need to use his CB equipment over the border.

Persons in this country interested in using the "TRS" must apply to the Regional Superintendent of Radio Regulation, Department of Transport, 25 Sinclair Ave., Ontario, Canada, at least 30 days prior to their entry into the country. The DOT requires the U.S. CB'er's name, address, CB call-sign, and the period of time he intends to be in Canada. Each CB'er will be permitted to use only the Canadian GRS channels 4 through 22, and will be bound by the regulations of the DOT as established for the General Radio Service.

Canadian CB'ers are quite happy about the "lifting of the gate," so to speak, and their big question is "now that we've made the first move, when is the U.S. going to follow through with similar privileges for us Canadians?" Soon, we hope! Canadian

The efforts of CB-XM, Canada's national CB monthly newspaper, may have been instrumental in making it possible for U.S. CB'ers to use their gear there.




GRS users have already requested that U.S. CB'ers petition the FCC for reciprocal authorization to be issued to those in need of communication facilities while visiting this country.

Two Canadian CB publications, the *Modulation*, news monthly of the Metro CB Club, Toronto, and *CB-XM*, the national CB monthly newspaper, feel that their editorial comments over the last several months have played a part in making the new service available to U.S. CB'ers. We have lauded Jim DeZorzi, XM41-085, in the past for his editorial efforts in the *Modulation*, a clean-cut, well-written CB news vehicle for Canadians. Bob Watson, XM41-241, publisher of *CB-XM*, is now in line for an equal amount of kudos for the job his paper has been doing news-wise throughout Canada. Each issue of *CB-XM* appears to cover just about anything that has, is, or will be happening among GRS users. And hardly an event goes by that isn't covered by the *CB-XM* photographer, Harold Merton. XM44-042.

Other rule changes that involve the use of Citizens Band equipment in Canada have been announced in favor of walkie-talkies or any CB equipment with a final input of 100 mw. or less. Kits, home-brewed or manufactured units that had previously been banned, may now be used on any frequency between 26.97 and 27.27 mc. The units need not be licensed and are exempt from the use of call-signs, DOT approval and age restrictions.

Stacked Shack. Meet CAP Captain Don G. Kinne Sr., pictured here with his gear. Don is about as "radio-active" as you can possibly get! Starting on the rooftop, Don employs five different types of antennas:

In addition to a CB license, Don Kinne, KDD7231, also has three others: Civil Air Patrol KK206 and SK206 mobile, and Civil Defense WA41CB Unit 34. His many "communicativities" are described above.



ground plane, base-loaded vertical, 329KC radio aviation weather, super beacon CBB-1, and a BQ1206-C. As for equipment, Don uses gear made by Hallicrafters, Metrotek, and Heath. He is active in EAR Emergency Services for the U.S. Air Force and the Civil Air Patrol in the eastern portion of South Carolina. Combining all of his "communicativities," Don is on 11 meters (CB); 2 meters (VHF); 80 meters (HF); 10 meters (26.620 HF); and 145.26, 145.50, 147.09 (VHF).

CB Rescue in New York. SWL Axel W. Berggren, Jamestown, N.Y., has reported another life-saving credited to Citizens Band radio. A Jamestown man lying flat on his back trapped in a mud-filled drainage ditch, unable to move, was spotted by a youngster named Jerry Movio who had been out looking for worms. Realizing there was nothing he alone could do for the man, he returned home to tell his uncle, Howard C. States, about it.


States and the boy returned to the scene with a flashlight but were unable to reach the man since the ditch was close to ten feet wide. At this point only the man's face showed above the mud. With no telephone nearby, States placed a plea for help on his mobile CB rig which was picked up by Joseph A. Russo. Russo relayed the information to the police.

In short order a rescue team of seven men arrived on the scene to find that a group of on-lookers had collected in an attempt to help, but without success. By this time only the man's mouth and nose remained above the surface of the mud. The rescue group put a ladder across the ditch but the man was unable to grab hold of it in his exhausted state.

Patrolman George Thompson then crawled out on the ladder and succeeded in grabbing the victim and pulling him to safety. He was taken to Jamestown General Hospital, treated for exposure and released. The man is undoubtedly alive today due to one quick-thinking boy and two Citizens Band operators!

1964 OTCB Club Roster. This month's listing of new CB clubs which follows completes the 1964 round-up of information that has been sent in by new and active organizations across the country and Canada. In an early 1965 issue we will publish the results of this year's campaign to find out how many clubs are actually CB-active, how many members the average club has, total of clubs by state, types of rescue groups, and any additional pertinent information of interest to the Citizens Band clan.

(Continued on page 100)



Across the Ham Bands

By **HERB S. BRIER**, W9EQO
Amateur Radio Editor

AMATEURS AID IN SEARCH AT SEA

EARLY on the afternoon of August 4, 1964, VEØMU, maritime-mobile on the thirty-foot motor sailer *John Peer* in the Atlantic Ocean, broke in on WA4ECY on 20-meter SSB asking for help. The operator, Eric Lamberg, VO1FL/VP9FM, reported that he and his wife, Joan, en route from Bermuda to Newport, R.I., were exhausted from continuously battling a severe storm for three days, and they could not hold out much longer without relief. Making the picture still more grim, the storm had blown them far off course, and Eric had only the haziest idea of their position.

WA4ECY, located at the Jacksonville, Fla., Naval Training Station, immediately notified the U.S. Navy and Coast Guard of the *John Peer's* plight. Coast Guard "weather"

gave WA4ECY a course to relay to Eric that would get him out of the storm area, and by nightfall the *John Peer* was in an area of calmer seas and lower winds—but still lost. In the meantime, a huge search and rescue operation directed by the Commander of the U.S. Second Fleet got under way.

All communications with the *John Peer* were via amateur radio on 14,265 kc., because of the limited range on the commercial frequencies on which the *John Peer* could operate. WA4ECY, manned by WAØBDM, K4YCW, and several other hams, stayed on the air continuously for 27 hours and acted as the net control station for the emergency net that was organized. A few of the many hams who participated in the net were: K1WTI/MM (USS *Purdy*), W2BO,

Amateur Station of the Month-----

No, you're not seeing double—or quadruple! W. Rex Sterling, VØ1HF, St. John's, Newfoundland, owns FIVE receivers—ranging from a National SW-54 to an NC-188—each with its own antenna. His transmitter is a Heathkit DX-60 and his main antenna is a 75-meter dipole. Alaska is his best DX—not bad for such low power on 75 meters! VØ1HF will receive a one-year subscription to POPULAR ELECTRONICS for submitting the winning photo in the Amateur Station of the Month contest for December. If you would like to enter the contest, just send us a clear picture of your station—preferably with you at the controls—along with some information about yourself, your equipment, and your operating achievements. All contest entries should go to Herb S. Brier, Amateur Radio Editor, POPULAR ELECTRONICS, Box 678, Gary, Indiana 46401.



WA2WAW, WA4GHA/Aeronautical Mobile, W4SAW/MM (the aircraft carrier *Enterprise*), K4UOT, W8NGO, W8ZXN, W9EGQ, WA9AKM, KP4BQV, and VP9BN. The latter kept Eric's mother and son informed of the progress of the search operation.

One thing that made communicating with VE0MU on the *John Peer* difficult was that when signals were weak the ignition noise from his auxiliary motor prevented Eric from hearing stations that heard him. But his emergency batteries were good for only 15 minutes with the motor off. When the 15 minutes were up, Eric had to shut down and start the motor to charge the batteries, which took a minimum of 30 minutes.

Shortly after noon on August 5, Coast Guard and Navy search planes finally criss-crossed close enough to the boat to obtain accurate position fixes in the 2-mc. marine band. Minutes later, they were circling the *John Peer*, and it was only a matter of time until the nearest rescue ship reached Eric and Joan. Thus, the operation ended after 27 hours with the rescue of the Lambergs who were worn out but otherwise OK. Their boat was also OK except for its almost empty fuel tanks.

Hams and Local Laws. Several hams have recently been involved in extensive proceedings to protect their legal rights—and, by implication, those of all hams. In summary, here are the highlights of what we consider the most important cases.

Two years ago in Elizabeth, Pa., Charles "Butch" Seaman, K3IOP, a 15-year-old Technician operating on the 50-mc. band, received so many TVI complaints that the FCC forced him to take his General Class examination under FCC Amateur Regulation 97.25, even though his transmitter checked out "clean." He was issued a General Class license with the restriction that he could

not operate on 50 mc. After protracted hearings and negotiations, Butch (now 17) has voluntarily given up 50 mc., so the case is virtually closed. The ARRL, however, is still attempting to have the 50-mc. restriction removed from Butch's license for legal reasons.

When Mace, W0JRQ, purchased his home in Denver, Colo., he signed a covenant not to erect outside antennas. But he has had an outside antenna for several years. Recently, four new neighbors sued him for \$8000, claiming that W0JRQ's tri-band beam on a 47' tower depreciated their property values. The signed covenant makes this a particularly difficult situation from the ham standpoint; as this is written, the case has not yet been decided.

Last winter, the city of Chicago, Ill., ordered Jerry, K9GRH, to dismantle his antenna and tower which were deemed to be in violation of the city's zoning laws. Jerry complied with the order on the advice of his attorney, but challenged its legality; this matter also is still in the courts. As written, the city ordinance actually forbids all outside TV receiving antennas, CB antennas, and amateur antennas in Chicago residential areas. Since Jerry's case was started, the city has ordered approximately 25 hams and CB'ers to dismantle their antennas and cease all radio operations. But the Chicago City Council is now considering an amendment to the zoning code that will permit outside antenna installations as a "special use" upon the payment of a \$100 fee! The Chicago Area Radio Club Council and the ARRL are vigorously fighting this case on all fronts.


Other amateurs involved in similar antenna cases include Dr. Sam Rosen, WA2-RAU, New Rochelle, N.Y.; Peter McManus, K3DSF, Farless Hills, Pa.; and the Weber
(Continued on page 95)



You'll probably recognize the Heathkit DX-100 phone and c.w. transmitter in the shack of Tom Hale, K1FQY, Arlington, Mass. (he prefers 20-meter c.w.). His receiver is a Scott that once resided in an old merchant ship's radio shack.

The shack wall of Bob Jackson, WN6GEQ, Sherman Oaks, Calif., is almost covered with QSL cards from 47 states and many DX stations. Space has been saved for his General license.





Transistor Topics

By LOU GARNER, Semiconductor Editor

THE Holiday Season brings with it the annual practice of selecting gifts for friends. Books make excellent gifts. If you select interesting and useful books, you will be well thought of long past gift-giving time. As with any gift, keep your friends' interests in mind.

Our mail indicates that a great many hobbyists enjoy working with transistors and that they have completed dozens of projects. They are interested in how semiconductors operate, and they are constantly looking for more and more transistorized circuits to build. They like to work from easy-to-read, and easy-to-understand instructions, pictorials and schematics. Quite a few books on transistors have been published recently which would make fine gifts.

The books on transistors which were recommended in "POP'tronics Bookshelf" this past year are listed here for your convenience together with the month in which they were reviewed: *RCA Transistor Manual*, Second Edition, published by RCA Electronic Components and Devices (October); *Transistorized Miniature Amplifier and Tuner Applications*, by Rufus P. Turner (July); *The Transistor Radio Handbook*, by Donald L. Stoner and L. A. Earnshaw (June); *How to Build Tiny Electronic Circuits*, by Morris Moses; *Transistor Ignition Systems Handbook*, by Brice Ward;

Diodes and Transistors, by G. Fontaine; *Transistor Specifications and Substitution Handbook*, published by Tech Press Publications (all in May); and *Getting Started with Transistors*, by your Semiconductor Editor (March).

There are many other good books on transistors available, of course, including the various transistor handbooks put out by most of the leading manufacturers of semiconductor products.

Reader's Circuit. There are a number of control and alarm installations where a latching or "self-holding" action is required, that is, a circuit which—when momentarily energized—will apply and maintain power to such loads as a lamp, signaling device, solenoid or small motor. This type of action may be obtained by using a mechanical or electrical latching-type relay, by using a SCR or Trigistor, or, as reader, experimenter and author Ronald L. Ives has suggested, by using a relatively simple two-transistor circuit.

An *npn* ($Q1$) and a *pnp* ($Q2$) transistor in a direct-coupled hookup are shown in Fig 1. Transistor $Q1$'s base bias is initially supplied by $B2$ through $R2$ and $R3$. The base bias of $Q2$ comes off a voltage-divider, $R4$ and $R6$, and includes $Q1$'s emitter-collector circuit. Resistors $R2$ and $R5$ serve as

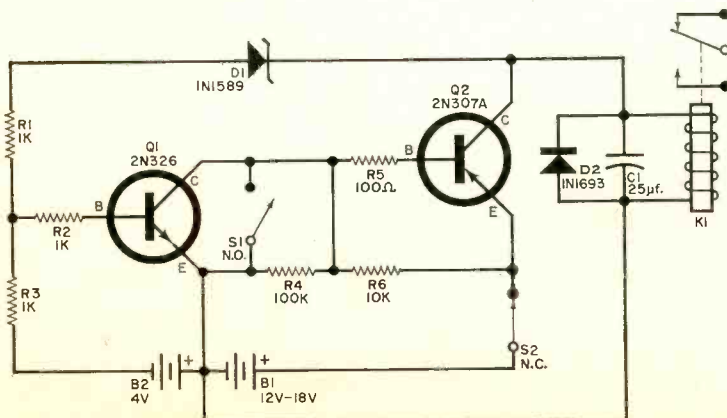


Fig. 1. Reader Ronald L. Ives employs transistors to latch relays and other control devices. Circuit stays off until triggered by momentarily closing switch S1. Circuit stays on until switch S2 is temporarily opened or until the power is removed.

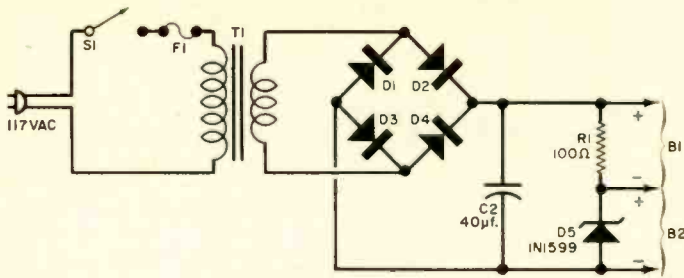


Fig. 2. A power supply can be used in lieu of batteries in the latching circuit. A zener diode doubles as part of a voltage divider and regulator.

base current limiters. The output load in this case is a standard relay coil shunted by $C1$ and $D2$. Operating power supplied by $B1$ is controlled by normally closed $S2$ and by circuit action.

Neither $Q1$ nor $Q2$ conduct appreciably until the circuit is energized by closing $S1$ momentarily. When this happens, $Q2$'s base becomes forward-biased by $B1$ and permits collector current to flow through the relay, causing it to close. The voltage developed on $Q2$'s collector appears across zener diode $D1$ and causes it to conduct, applying more forward bias to $Q1$'s base through $R1$ and $R2$. This, in turn, causes $Q1$ to conduct and apply forward bias to $Q2$'s base through $R5$. Transistor $Q2$ is held in a conducting state which, in turn, holds $Q1$ in a conducting attitude and everything stays "on" until power is interrupted, as by momentarily opening $S2$, at which time the entire circuit reverts back to an inactive condition.

Transistors $Q1$ and $Q2$ are a 2N326 and a 2N307A, respectively. Diode $D1$ is a 1N1589, 4.7-volt, 3.5-watt zener diode and $D2$ a 1N-1693 diode. The relay ($K1$) is a Potter and Brumfield MR-11-D with a 6-volt coil. Resistor $R4$ is a half-watt unit while all other resistors are rated at one watt. Capacitor $C1$ is a 25-volt, 25- μ f electrolytic. Both $S1$ and $S2$ are push-button s.p.s.t. switches, with $S1$ a "N.O." (normally open) and $S2$ a "N.C." (normally closed) type.

Operating power can be supplied either by batteries or, if preferred, by a line-oper-

ated supply as shown in Fig. 2. Switch $S1$ is a s.p.s.t. toggle or slide switch, $R1$ a 100-ohm, 2-watt resistor, and $C1$ a 2000- μ f., 30-volt electrolytic capacitor. A 1-ampere fuse ($F1$) is used. Transformer $T1$ is a 117- to 25-volt, 1-ampere filament transformer (Stancor P-6469 or equivalent). The bridge rectifier, $D1$, $D2$, $D3$, and $D4$, is made up of four Sarkes-Tarzian M-500 diodes. Finally, $D5$ is a 3.8-volt, 10-watt 1N1599 zener diode.

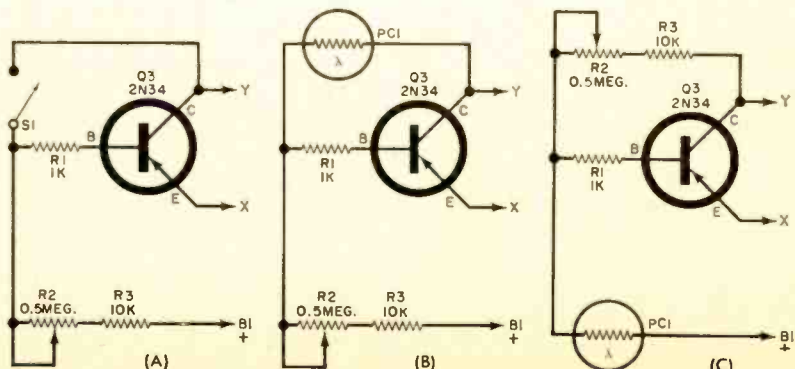
With neither parts arrangement nor lead dress critical, the entire circuit, including the suggested power supply, can be assembled on a conventional chassis and placed in a small case or cabinet as desired. Good wiring practice should be observed, or course, with leads kept short and direct, and ample separation provided between power handling components.


Circuit Modifications. Several modifications may be made in the basic circuit of Fig. 1 for special applications. For example, a solenoid, a lamp bulb, or a suitable signaling device can serve in place of the relay as $Q2$'s load. A thermostat or microswitch might be used in place of $S1$ —the former for, say, fire protection, and the latter for a burglar alarm.

If increased sensitivity is needed, a simple preamp can be added to the basic design. Typical circuits are illustrated in Fig. 3. In each case, $Q3$ is a 2N34 or equivalent *pnp* transistor. Resistors $R1$ and $R3$ are half-watt

(Continued on page 94)

Fig. 3. Preamps increase sensitivity of latching circuit. Different control mechanisms can be used. Shown here are a low-current switch-controlled circuit (A), and a light-sensitive arrangement which closes relay when light increases (B), opens relay when light increases (C).





Monthly Short-Wave Report

By **HANK BENNETT**, W2PNA/WPE2FT
Short-Wave Editor

SPECIAL PROGRAM FOR DX'ERS

The Association of North American Radio Clubs (ANARC), a federation of all major listeners clubs in the U.S. and Canada, has arranged with the staff of Radio Gambia, Bathurst, Gambia, to broadcast a special program for DX'ers from 1500 to 1545 EST on December 15. The program, consisting of music and announcements in English, will be transmitted on Radio Gambia's regular 4820-kc. frequency.

All reception reports will be answered and correct loggings will be verified. Reception reports, and inquiries concerning the broadcast, should be directed NOT to Radio Gambia but to: Special Broadcast, Association of North American Radio Clubs, Box 372, Kenosha, Wisconsin. Eventually, all reports that are received by the ANARC will be forwarded to Radio Gambia for the station's files.

VICTOR SYLVESTER AND HIS ORCHESTRA

THE first broadcast made by Victor Sylvester and his Ballroom Orchestra took place in 1937. Since that time, he has been on the air regularly, topping every dance music poll taken by the Listener Research Department of the British Broadcasting Corporation. His extremely popular "Music for Dancing" program, in which he plays requests for listeners all over the world, has now run every week for 16 years.

Said to be the leading authority on strict-tempo dance music, Victor originally taught dancing at a time when very few recordings of the proper tempo for dancing were available. He was able to convince the Columbia Gramophone Company that strict-tempo records would prove a worthwhile venture. They turned out to be an immediate success,

and in 1963 Columbia presented Victor with a platinum disc denoting the sale of 30 million single records.

Victor started a "Television Dancing Club" in 1946; during these telecasts he conducts the orchestra and gives brief dancing lessons. Well over a million copies of his book, "Modern Ballroom Dancing," have been sold. In 1961, Victor was made an Officer of the most excellent Order of the British Empire by Her Majesty the Queen for his services to ballroom dancing. He is currently president of the Imperial Society of Teachers of Dancing, the largest dancing organization in the world—it has over 9000 members.

When chatting to his listeners, Victor's manner is friendly, his voice persuasive and

One of the most popular programs heard on the short-wave bands features Victor Sylvester and his Ballroom Orchestra. The weekly program is beamed out of London to every country in the world.



ENGLISH-LANGUAGE NEWSCASTS TO NORTH AMERICA

All of the stations below specifically beam English-language newscasts to the U.S.A. The times may vary a few minutes from day to day.

COUNTRY	STATION	FREQUENCY (kc.)	TIMES (EST)
Argentina	Buenos Aires	11,780, 9690, 6090	2200, 0100 (Mon.-Fri.)
Australia	Melbourne	17,840, 15,220 9580	2030, 2130, 2230 0745
Bulgaria	Sofia	9700 7290	1900, 2000, 2300 1630
Canada	Montreal	15,190, 11,760, 9585 9625, 5970	1800 (Caribbean) 0215, 0300 (W. Coast)
Congo (East)	Leopoldville	11,755	1630
Congo (West)	Brazzaville	15,190	1430
Czechoslovakia	Prague	11,990, 9795, 9550, 7345 (also 15,285 at 2030; 11,990 at 2230)	2030, 2230
Denmark	Copenhagen	15,165 9520	0730 2100
Finland	Helsinki	15,185	1530 (Mon.-Fri.)
West Germany	Cologne	11,925, 11,795, 9735 9640, 6075	1010 2035
Hungary	Budapest	11,795, 9735, 9575, 6145 11,905, 9833, 7215	0000 1930
Italy	Rome	9833, 7215, 6234 9575, 5960	2030, 2200, 2330 1930, 2205
Japan	Tokyo	15,285, 15,135, 11,780	1900
Jordan	Amman	9555	2015
Lebanon	Beirut	9625	2130
Netherlands	Hilversum	17,810, 15,425 15,425, 11,730 15,425, 11,730	0930 (Tues., Fri.) 1535 (Tues., Fri.) 1630 (exc. Sun.)
Portugal	Lisbon	9715, 6085 800 (via Bonaire)	2330 (exc. Sun.) 1940 (exc. Sun.)
Romania	Bucharest	6185, 6025 11,810, 9510, 7225, 7195, 6190, 5990	2105, 2245 1730
Spain	Madrid	11,715, 9615, 6140	2200, 2100, 2000
Sweden	Stockholm	15,240 11,805	0900 2215, 2045
Switzerland	Berne	11,865, 9665, 9535	2015, 2315
Turkey	Ankara	15,165	1700
U.S.S.R.	Moscow	9700, 9680, 9660, 9650, 9640, 9620, 9610, 9570, 7440, 7390, 7360, 7310, 7290, 7240, 7170, 7150 (may not all be in use at any one time)	1730, 1900, 2000, 2100, 2300, 0040
Vatican City	Vatican City	11,740, 9645, 7250	1950


After some three years of DX'ing, Warren Nordgren, WPE9DGI, Waukegan, Ill., has 78 countries logged, 51 verified. His receiver is a Hammarlund HQ-180.



encouraging, his details clear, his instruction expert and concise. The gentlemen who make the music, according to Mr. Sylvester, are Charles Pude, Jack Phillips, Oscar Grasso, Edward Pogson, Tony Mozr, Victor Parker, Bob Falloon, Bob Roberts, and Ben Edwards.

As we go to press, one of the best times to tune in Victor Sylvester is at 1815 EST on Mondays on 9510, 9580, 11,750, 11,780, 12,095, 15,070, 15,140, 15,260, 15,300, or 15,410 kc. Both the time and frequencies change occasionally, however, so it's a good idea to check the BBC program previews for upcoming schedules.

(Continued on page 102)



**Now Save
\$5.90 to \$14.90
with Argos
STEREO PAIR PRICING!**

These high fidelity speaker systems, individually cost 27% to 43% less than systems of comparable performance . . . and even less when bought in pairs.


**Save
\$5.90**



TX-1 two-way bookshelf-sized system

- Special 45 cycle, 8" woofer; 3½" tweeter; crossover network.
- Overall 45-17,000 cycle response.
- Walnut wood-grain vinyl finish 24" x 11" x 9" deep enclosure.
- Miniature legs provided.
- Audiofile net each—\$29.95; pair \$54.00.

**Save
\$6.00**



TX-5 two-way modern module speaker system

- A contemporary "fits-anywhere" 12¾" x 13¾" x 10" deep walnut cabinet.
- 8" woofer; 3½" tweeter; crossover network.
- Response 50-17,000 cycles.
- Attractive cane grille.
- Audiofile net each—\$32.50; pair \$59.00.

**Save
\$9.95**



TX-12 three-way console speaker system

- 12" woofer; 8" solid back midrange; 3½" tweeter; crossover network.
- Response 40-17,000 cycles.
- Handsome 24" x 19" x 5¾" walnut cabinet.
- Graceful brass legs.
- Audiofile net each—\$54.95; pair \$99.95.

**Save
\$14.90**



TX-4 three-way deluxe speaker system

- Covers the full tonal range from 35-17,000 cycles.
- Has 12" woofer; 8" solid back midrange; 3½" direct radiator type tweeter.
- Beautifully sculptured 25" x 14¾" x 9" deep hand-rubbed, oiled walnut enclosure.
- Distinctive cane grille.
- Audiofile net each—\$79.95; pair \$145.00.

See them at your
High Fidelity Dealer or send
for free catalog—Write Dept. C


Argos
PRODUCTS COMPANY
600 So. Sycamore Street
Genoa, Illinois 60135

Quality by design in sound reproduction

CIRCLE NO. 2 ON READER SERVICE PAGE

Some plain talk from Kodak about tape:

physical testing and tape performance



The High Speed Tensile Tester is designed to break tape under load . . . and gather a lot of useful data besides.

Magnetic tape is subject—day-in, day-out—to a wide variety of stresses and strains. That's why we are more than casually interested in its tensile properties. Tape is much like a rubber band. Put under tension, it will stretch. When the tension is released, it will snap back to its original shape. It will, that is, unless you've stretched it beyond its yield point. For if over a certain amount of longitudinal stress has been placed on a tape, the tape will lose its ability to recover and will, in fact, remain permanently elongated. Stretch it even further and, naturally, the tape will break.

Deformed tape will not reproduce sound faithfully. And tape that breaks too easily is just a plain nuisance. So we set our sights high and developed a special triacetate—called Durol base—that's exceptionally tough, yet breaks clean without "necking down." In order to prove its worth *and keep it that way*, we developed a tight set of specs for

our quality-control boys—specs which were a direct outgrowth of the conditions under which a tape is to be used. For example, the shock of going from fast wind to fast rewind. Or the shock generated on a running recorder when the supply spool jams.

We think that tape should be able to take this sort of punishment routinely. So, of course, we double, triple, even quadruple the requirements! And just to make sure that the tape performs we build torture tests that would have delighted Attila the Hun.

Here is one tester that is outstanding in its fiendishness. It's called the High Speed Tensile Tester and is designed to break tape under load.

But like any good one-man band, it does a lot more than just one job. It not only breaks tape but gathers scads of very useful data as well—data which completely describes a tape's tensile properties. Here's how it works. It's built like a tape deck with

the tape attached to one half of a split-ring electrical strain gauge. We run the deck and then jam on the brakes on the supply reel but keep the take-up reel going. The strain gauge takes the full load and the split ring spreads and deforms. This deformation causes the gauge to change resistance and causes the DC voltage on it to pulse. We monitor the pulse on a scope and measure the duration. This gives us a figure of merit in terms of tensile strength.

Just how good is Durol base? Well, consider this data. Yield strength for Durol base is 47% greater than regular triacetate and 70% greater than diacetate (the two most common plastic support materials). Break strength is 43% greater than triacetate and 80% greater than diacetate. And this is the kind of test that almost duplicates actual use conditions on your tape equipment.

But any torture test one engineer can devise, another engineer can improve upon. Take the Toughness Tester, for example. This is an instrument designed to determine a tape's strength (toughness) by measuring the force required to break a sample. A measured length of tape is held securely between two clamps. Then it is struck and broken by a falling pendulum. Because it has been raised to a fixed height, the pendulum always delivers a precise and repeatable amount of impact. The energy absorbed by the tape at impact controls the height of the

Kodak
TRADE MARK

pendulum's backswing. Thus, a measurement of backswing height is a direct measurement of toughness. The strain rate that this device imposes is on the order of magnitude of 200,000% per minute—enough to break any acetate-based tape. How does Durol base compare to conventional acetates? Well, it comes through this test, too, like an Olympic star. In test after test, Durol base proves to be about 40% stronger. This toughness test also provides a valuable measure of permanent elongation. Durol base's unique "shear-pin" action lets it break clean with minimum elongation (less than 1% compared to 10% for other acetates). These

are only two of the more interesting physical tests routinely performed on random samples of Kodak tape. There are dozens more, of course. And we haven't even gotten into electronic testing yet. But we'll save those for another day.

Choose KODAK Sound Recording Tape, Type 31A, for all general-purpose and low-print applications. Or Type 34A whenever you need high-output or low-noise characteristics. For extended playing times try our



extra or double-play tapes... or try the new triple-play tape, so thin you get 3600 feet on a 7-inch reel. KODAK Sound Record-

ing Tapes are available at electronic supply stores, camera shops, specialty shops, department stores... everywhere.

EASTMAN KODAK COMPANY
Rochester, N.Y.

CIRCLE NO. 7 ON READER SERVICE PAGE

Auto Voltmeter

(Continued from page 55)

Once the engine is running, the voltage should rise to full charge at higher speeds, gradually coming down to the lower running limit, which indicates that the battery has fully recharged from the starting drain. The final regulated voltage varies with temperature due to the temperature-sensitive elements built into the voltage regulator itself, so it's a good idea to consult the service manual for your own car to acquaint yourself with the range of voltages for the expected range of temperatures normally encountered by the accessories under the hood. Temperature could vary from 20° below zero to 150° F when you start off on a subzero morning and then drive in the early afternoon sun with a 180° thermostat in the cooling system. An occasional idling period at a long traffic light or busy intersection could send the temperature up quite high, even in cold weather.

Acquaint yourself with the high and low voltage limits for a good battery with the engine running, for both summer and winter, as well as the meaning of abnormal indications and how to recognize them. The battery voltage table shows typical voltage ranges for both 6- and 12-volt systems. Note the relationship between the two sets of figures: The values for a 12-volt system are approximately double those of the 6-volt system. This is understandable, when you consider that both are made up of the same type of individual 2-volt cells.

Because of normal deterioration in the plates of the battery, small particles flake off and fall to the bottom of the cell. As this process continues, the resistance of the battery goes up, and it is often possible to predict failure of a battery long before it dies. Under the usual starting conditions, the battery drain is not too excessive, and the battery will charge up normally. However, the time that it takes to regain the charge will increase as deterioration gets worse.

When the first cold weather comes,

the demand upon the battery is considerably greater, and due to the large internal resistance, the voltage at the battery terminals is small. The battery must dissipate the power expanded in its internal resistance in the form of heat. If this heat is great, the plates buckle and the cell shorts and breaks down. It is interesting to note that most battery troubles show up during the first cold spell of winter.

A thorough check of a doubtful battery can be made as follows:

1. Check the liquid level, and measure the specific gravity of each cell before adding any water. Regardless of the state of charge (as indicated by the specific gravity), they should all read about the same. (The gravity will vary with the level of liquid.)

2. Unless the battery is discharged or near the lower limit voltage, measure the voltage across *each cell* while turning the engine over by means of the starting switch. (Disconnect the high-voltage lead from the coil to prevent the engine from starting.) This puts a heavy load on the battery and simulates actual starting conditions. If, under these conditions, each cell reads low but there is less than .1 volt difference between any two cells, the battery is good. If the voltage is low, the battery needs charging. If the cell measurements differ by more than .1 volt, the battery should be replaced.

3. Reconnect the high-voltage lead to the coil and start the engine. Measure the voltage across the battery with the engine idling. Now race the engine. The voltage should rise sharply from open-circuit voltage to normal charging voltage (depending on the state of charge of the battery) and drop back again as the engine slows down.

If the voltage does not increase sharply, the fault lies in the charging system (either the generator or voltage regulator). If it increases but remains high when the battery is known to be fully charged and good, the voltage regulator contacts are stuck closed. Prolonged running under these conditions can damage the battery. One symptom of this trouble is the need for excessive refilling of the cells with distilled water.

The lack of charging may indicate nothing more than worn generator brushes (or open rectifiers in alternator circuits), a dirty commutator, or burned or pitted contacts in the voltage regulator (the voltage regulator consists of a cutout relay, a current regulator element, and a voltage regulator unit, all with contacts). The correct method of cleaning and adjusting these contacts is outlined in the manufacturer's service manual. Quite often, a gas-station attendant will replace the whole unit rather than attempt a minor adjustment or cleaning of the contacts in a voltage regulator.

A convenient gadget for turning over the engine while working under the hood consists simply of a momentary-contact push-button switch, a pair of wire leads long enough to reach across the car (about 6 feet should be adequate) and a small battery clip on the end of each lead. The leads are connected across the starter control terminals of the starter solenoid. The push-button then does the same job as the ignition switch, but the engine will not

start with the ignition switch in the off position. With this gadget, the high voltage lead need not be disconnected from the ignition coil.

The Payoff. You may be interested to hear that, as this article was being written, the author discovered that his charging system was not functioning—with the help of a panel-mounted voltmeter. The "Charge" panel light would come on, but as the engine speed increased with the car rolling along the highway, the light became very dim and appeared to have gone out. As a matter of fact, everything seemed normal—except the voltmeter reading, which was slightly under 12 volts.

Naturally, the charging system failed on a Saturday when the auto service department was closed (according to "Murphy's Law"). However, close and continuing checks of battery voltage showed that there was adequate charge left in the battery to last the weekend if all driving was done during the day, and if accessories were not used. By Monday, the voltmeter had more than earned its keep! —50—



THE TURNER
MICROPHONE COMPANY

919 17th Street N.E.
Cedar Rapids, Iowa

In Canada: Tri-Tel Associates, Ltd.,
81 Sheppard Ave. West, Willowdale, Ontario

Here's one the pros use . . . now it's yours for CB! THE TURNER MODEL 333

Here's the only professional communications mobile mike available for CB use!

A professional "noise canceling" microphone, it features the shielded Koiled Kord that's so long lasting it's used on police cars, taxicabs, etc. High impact cyclac case. Voice response: 300-3000 cps. Just \$21.50 list.

For more about Turner's complete CB line, check Reader Service Card or write direct.



355C



350C



254
Series

CIRCLE NO. 33 ON READER SERVICE PAGE



Your copy is waiting
The do-it-yourselfer's
newest catalog

Here's your new catalog of quality electronic kits and assembled equipment . . . your shopping guide for TV set kits, transistor radios, voltmeters, scopes, tube testers, ham gear, PA systems, and a host of other carefully engineered products. Every item in the Conar catalog is backed by a no-loopholes, money-back guarantee. It's not the biggest catalog, but once you shop its pages you'll agree it's among the best. For years of pleasurable performance, for fun and pride in assembly, mail the coupon. Discover why Conar, a division of National Radio Institute, is just about the fastest growing name in the kit and equipment business.

CONAR

MAIL NOW!

CONAR

NA4C

3939 Wisconsin Avenue, Washington, D.C. 20016

Please send me your new catalog.

Name _____

Address _____

City _____ State _____ Z-code _____

CIRCLE NO. 43 ON READER SERVICE PAGE

Cryogenics

(Continued from page 44)

coils and windings. For most of the exotic superconductive metals and alloys (24 have been discovered to date) are too brittle, even at room temperature, to bend or shape without breaking.

Niobium-tin—a superconductive alloy that remains superconductive in high fields (as high as 200,000 gauss, researchers believe)—went into the Bell and RCA magnets. Westinghouse used another exotic—niobium-zirconium—for its device. Vanadium-gallium—a superconductive newcomer—shows promise of withstanding 400,000 gauss or more.

As for forming the too-brittle? Bell researchers turned the trick by enclosing the raw ingredients of superconductive niobium-tin (finely powdered niobium and tin) in an easy-to-shape pure niobium tube, then "drawing" the tube into a wire, winding it into a coil, and popping it into a 1000° C furnace to chemically unite the tin and niobium. The RCA process involves depositing a pure crystalline compound of niobium and tin on a moving substrate of stainless steel alloy.

Hushing Circuit Noise. Cryogenic cold can vastly improve the signal-to-noise ratio in many high-frequency receivers (100 mc. and above) by quieting the random and "noisy" collision of atoms within circuit components.

For example, NASA's great world-wide net of space-signal receiving antennas (the same antennas which tracked the fleeting transmissions from our recent lunar and Venus probes) owe their sensitivity in large part to cryogenics. The ruby "heart" of each antenna's ruby maser (tuned to the spacecraft's transmitted frequency) is immersed in a tank of liquid helium. The supercold helium (−450°F) freezes to immobility the ruby's usually "noisy" (and vibrating) atoms—noise which, if not hushed, might drown out the weak signals from distant space. Cryogenic cold cuts in half the ruby's internal noise, and thus in effect *doubles* the receiver's signal-over-noise ratio. Result: with their signal-detecting

rubies quieted, NASA's antennas can detect almost unbelievably weak signals.

Hughes Aircraft's "electronic ear"—the synthetic ruby of its 25-pound maser amplifier chilled to -452°F —was designed to increase by ten times the sensitivity, and thus the "hearing range," of Army electronic systems, particularly anti-ICBM radar.

Cryotron Supercold Switches. In 1956, a young MIT professor—Dudley A. Buck—put two and two together (the fact that superconductors have zero resistance, yet this perfect conductivity can be destroyed by a magnetic field) and came up with the *wire-wound cryotron*, a superconductive switch in which a small current in one wire (the cryotron "control") creates a magnetic field that shuts off a larger current in an adjacent wire (the cryotron "gate") by turning the gate wire resistive.


Crude as Buck's switch was (he actually wound a thin niobium-tin "control" wire around a thick tantalum "gate" wire), it was the forerunner of today's "thin film" computer memory and calculating cryotrons. It also proved that cryotrons behave like amplifiers—they exhibit "gain," a small current controlling a larger, and thus no further amplification is needed.

Thin Film Cryotrons. Hottest breakthrough in electronics is supercold "thin film" circuits, some so small that ten million individual switching devices (cryotrons and their components) can be crammed into a single cubic foot, the thin film switches operating at the fantastic speed of nearly one-billionth of a second (a *nanosecond*).

Thin film circuits—a giant advance over simple printed circuits or Buck's wire-wound cryotron—are made by depositing metal films (often only a few hundred *angstrom units* thick) on an insulator, such as glass. As many as 20 or more circuits can be wafered (a layer of insulation and film, then another layer of insulation and film), one atop another. Not only are thin film circuits faster than conventional computer ferrite-core "memories" (a number can be read from a core memory in about 1000 nanoseconds, but in 100 to 200 nanoseconds from thin film), but the computer's whole thinking process is
(Continued on page 91)

2000 REASONS WHY YOU SHOULD INSTALL UNIVERSITY COMPONENT SPEAKERS

To get right into them...there are the Brandenburg Concertos, the Prague Symphony, Eroica, Petrouchka, La Boheme, the Benny Goodman '38 concert, Jazz at the Philharmonic, Ella singing Gershwin, West Side Story, the soundtrack from Breakfast at Tiffany's, T. S. Eliot reading Prufrock, Waiting for Godot, Lester Lanin's music for dancing—but why not complete the list yourself according to your own tastes and needs? You may even come up with more than 2,000 reasons why University component speakers are the finest you can buy today. They are recognized as the prestige speakers in the popular price range. Anything on record or tape shows you why!



THE 312 INTEGRATED SYSTEM

—a high compliance 12" woofer, patented Diffusicone mid-range and Sphericon super tweeter, all in one. Frequency response: 28-40,000 cps. \$73.00 net.

LTV/UNIVERSITY PE-12
9500 West Reno, Oklahoma City, Oklahoma
Please send me your "Guide to Component Stereo High Fidelity" covering the complete line of University speakers and speaker systems.

Name _____

Address _____

City _____ Zone _____ State _____



9500 West Reno, Oklahoma City, Okla.
CIRCLE NO. 46 ON READER SERVICE PAGE

LAFAYETTE RADIO ELECTRONICS

FREE!

1965 CATALOG No. 650

Over 500 Pages! *Featuring Everything in Electronics for*
HOME • INDUSTRY • LABORATORY
from the "World's Hi-Fi & Electronics Center"

- Stereo Hi-Fi—All Famous Brands Plus Lafayette's Own Top-Rated Components
- Citizens Band—Transceivers, Walkie-Talkies and Accessories
- Tape Recorders • Ham Gear
- Test Equipment
- Radios, TV's, and Accessories
- P.A. Equipment; Intercoms
- Cameras; Optical Goods
- Marine Equipment; Auto Accessories
- Musical Instruments; Tools; Books and MUCH MORE

BUY ON TIME—
 Use Lafayette's famous Easy-Pay Credit plan . . . up to 24 Months to Pay

See the Largest Selection in Our 44-Year History



19950

New LR-800 70-Watt Complete AM-FM Stereo Multiplex Receiver features a tuned nuvistor "front-end" and an FM "Stereo-Search" multiplex indicator. Excellent sensitivity, frequency response, and low distortion specs. Imported, 99-0005WX.



9395


New LT-325 AM/FM Multiplex Tuner combines simplicity, flexibility, and superb styling. 20-Tube performance provides a great variety of features, including a new audible tone "Stereo Search System." Imported, 99-0001WX.



4995

Model LA-224 24-Watt Stereo Amplifier combines high performance, beautiful styling and low price to give you a truly brilliant stereo performer. Full control facilities for integration with all hi-fi music sources. Imported, 99-0017WX.


HEADQUARTERS FOR THE HI-FI ENTHUSIAST



3995
2 for 78.50

Model SK-300 "Deco-ette V" Slim 5-Speaker System utilizes the 5 most important speakers you may ever own. Four 6½" woofers and one 2½" cone-type tweeter designed to give optimum performance in a 4¼" thin oil walnut enclosure. Response from 50 to 18,000 cycles. Imported, 99-0008WX.

Lafayette 2-Station Transistorized Intercom features inter-unit tone calling, push-button operation and beautiful styling. A single 66 foot plug-in connecting cord allows for fast and simple hook-up. Powered by one inexpensive 9-volt battery. AC power supply/battery charger available. Imported, 99-4526.



995

Model RK-142 Deluxe Portable Tape Recorder perfect for the home, school, or office. Records and plays ½ track monaural at two speeds. Specially designed lever type motion switch gives fool-proof operation. Complete with dynamic microphone, connecting cables, and empty 7" reel. Imported, 99-1512WX.



5995

Mail The Coupon TODAY For Your FREE LAFAYETTE 1965 Catalog

LAFAYETTE is HEADQUARTERS

For CB and AMATEUR EQUIPMENT



64⁹⁵

Deluxe Model HA-63 Shortwave Receiver is an excellent choice for the beginning shortwave listener or novice amateur. Covers 550 KC to 30mc in 4 bands and features electrical bandspread on all frequencies. 7 Tube circuitry gives outstanding selectivity and sensitivity. Imported, 99-2534WX



22⁹⁵

"Explor-Air"™ 4-band short wave receiver kit—an ideal way of introducing yourself or your children to the fascinating world of electronics and shortwave listening. Detailed step-by-step instruction book makes this kit a pleasure to build. 19-0905. Cabinet available for 2.85. 19-0906



59⁹⁵

Three New Deluxe Lafayette Receivers for monitoring police, fire department, aircraft, civil defense, or commercial communications. 10-Tube performance features high sensitivity, variable squelch, and fully tuned RF stage. Imported. Model HA-50 30-50Mc 99-2525WX Model HA-55 108-135Mc 99-2527WX Model HA-52 152-174Mc 99-2526WX



25⁹⁵

The New Model HA-115 audio compressor amplifier instantly and automatically increases the "talking power" of your citizens band transceiver by increasing the average modulation of the transmitter section. Works with all popular CB units. 42-0117.



25⁹⁵

2 for 49.95

HE-29C 9-Transistor Walkie-Talkie provides two-way communications up to 1.5 miles. Powered by six penlight batteries with life expectancy of 55 hours. An AC power supply is also available. Specify channel. Imported, 99-3020CL.



19⁹⁵

2 for 38.75

Model HA-85 6-Transistor "Walkie-Talkie" transmits and receives up to 1 mile. Ideal for sports, boating, construction and recreation. Complete with leather case, earphone, batteries, and crystals for the channel of your choice. Imported, 99-3013CL.



10⁹⁵

2 for 21.00

The HA-70A—a wired pocket-size 3-transistor walkie-talkie with countless exciting short range applications. Complete with crystal, carrying case, and 9-volt battery. Imported, 99-3011L.



6⁹⁵

Lafayette Stainless Steel CB Mobile Antenna—an outstanding buy with outstanding features. Chrome plated swivel ball mount base permits mounting on any surface. Lug terminals for easy hook-up to coaxial cable. Imported, 99-3034WX.

EXCLUSIVE LAFAYETTE WIRED TEST EQUIPMENT




9⁹⁵

New! 20,000 Ohms-Per-Volt Multitester at Lafayette's low, low price. Has every needed range for testing appliances, radio, etc. 40 microampere meter movement and 1% precision resistor for accurate readings. Imported, 99-5008. Pigskin carrying case available for 1.75, 99-5009.



26⁹⁵

Lafayette VTVM with all the ranges and accuracy you need for audio, radio and TV applications. Giant 6½" full-view meter accurately measures AC peak-to-peak, AC RMS, DC voltage, and resistance. Leather case and accessory RF probe available. 38-0101



19⁹⁵

Lafayette Tube Checker packed with features at a price you can afford. Accurately checks over 1600 tubes including new compactrons and novistors. Handy, easy to read slide out tube chart. Imported, 99-5011.

SEND TODAY FOR YOUR FREE 1965 CATALOG

LAFAYETTE RADIO ELECTRONICS
Mail Order and L. I. Sales Center

111 Jericho Turnpike, Syosset, L. I., New York

New York, N. Y. Brooklyn, N. Y. Scarsdale, N. Y. Paramus, N. J.
100 Sixth Ave. 2265 Bedford Ave. 691 Central 182 Route 17
(Park) Ave.

Jamaica, N. Y. Bronx, N. Y. Newark, N. J. Plainfield, N. J.
165-08 Liberty Ave. 542 E. Fordham Rd. 24 Central Ave. 139 W. 2 St.

Boston, Mass. NEW Midtown New York Natick, Mass.
584 Commonwealth Ave. 71 West 45 St. 1400 Worcester St.

LAFAYETTE RADIO ELECTRONICS

Dept. IL-4 P.O. Box 10

Syosset, L. I., N. Y. 11791

- Send me the FREE 1965 Lafayette Catalog 650
 \$ _____ enclosed; send me
(Prices do not include shipping charges).

Name _____

Address _____

City _____ State _____ Zip _____

CIRCLE NO. 41 ON READER SERVICE PAGE

LAFAYETTE ...Headquarters For Citizens Band Equipment

NEW! LAFAYETTE 23-CHANNEL CRYSTAL-CONTROLLED DUAL CONVERSION 5-WATT CB TRANSCEIVER WITH ADVANCED "RANGE-BOOST" CIRCUIT

- 13 Tubes, 8 Diodes
- Low Noise Nuvistor RF & Mixer
- 5 Double-tuned IF Transformers

Model HB-400
Only **169⁵⁰**

- Frequency Synthesis For 23 Channel Crystal Controlled Transmit & Receive ■ No Extra Crystals Needed ■ Dual Conversion Receiver with 3/10 uv Sensitivity ■ Delta Tuning ■ Variable Squelch, Variable Noise Limiter ■ Illuminated "S" and RF Output Meter ■ Push-to-Talk Ceramic Mike ■ "Range-Boost" provides high average Modulation—increases Effective Range ■ Built-in Dual Power Supply, 117VAC, 12VDC ■ "Vari-Tilt" Mobile Bracket For Easy Installation ■ Plug-in Facilities for Lafayette Selective Call Unit ■ Compact, 12"Wx10"Dx5"H



Double Side Band Full Carrier

NEW! LAFAYETTE ALL-TRANSISTOR DUAL CONVERSION 5-WATT CB TRANSCEIVER FEATURING AUTHENTIC MECHANICAL FILTER



Includes .003% Tolerance Crystals for Frequency Stability!

Small, Compact—
Only 3" High!

- 100% Solid-State . . . Full 5-Watt Performance!
- 11 Rugged Silicon Mesa Transistors Used in Critical Areas
- Small, Compact—Only 3" High!
- Low Battery Drain—Less Than 350 ma on Receive, 850 ma on Transmit!

MODEL HB-500
Only **139⁵⁰**

- 12 Crystal-Controlled Transmit & Receive Positions
- 23 Channel Tunable Receiver with Spotting Switch
- 15 Transistors, 5 diodes with Printed Circuit Construction ■ Dual Conversion Receiver with 5/10 μ V Sensitivity ■ Mechanical Filter For Razor-Sharp Selectivity ■ Variable Squelch, Automatic Noise Limiter, "S" meter ■ Dependable Sealed Relay Switching ■ Fits Anywhere—Only 11 $\frac{1}{4}$ "Wx6 $\frac{1}{4}$ "Dx3"H ■ For 12VDC (optional 117VAC Transistorized power supply available)
- Supplied With Crystals for Channel 12, special Mobile bracket, Push-to-Talk Dynamic Mike and Mobile power cable.

NEW! LAFAYETTE DELUXE 8-CHANNEL DUAL CONVERSION 5-WATT CB TRANSCEIVER SUCCESSOR TO THE FAMOUS LAFAYETTE HE-20C

Model HB-200
ONLY **109⁵⁰**

- 9 Tubes plus 3 Silicon Diodes plus 2 Crystal Diodes for 17-Tube Performance ■ Super Sensitivity—1 Microvolt or Less ■ 8 Crystal Receive Positions plus 8 Crystal Transmit Positions plus 23-Channel Tunable Receive
- Push-to-Talk Microphone ■ Dependable Relay Switching ■ Illuminated Meter with 3-Position Switch ■ Adjustable Squelch and Automatic Noise Limiter ■ Spotting Switch ■ Built-in 117 Volt AC Power Supply with 12 Volt DC Mobile Transistorized Power Supply ■ Plug-in facilities for Lafayette Selective Call Unit ■ With Bracket Handle, Push-to-Talk Ceramic Mike, Pair of Transmit and Receive Crystals for Channel 15 plus Crystal for Dual Conversion.



MADE IN U.S.A.

FREE!

Lafayette 516 Pg. 1965 Catalog No. 650. Write:
Lafayette Radio Electronics Corp., Dept. 1L-4, P.O. Box 10, Syosset, L. I., N. Y. 11791

speeded. Reason: electrical energy can travel only 1 foot in a billionth of a second. So in conventional computers signals spend more time traveling from core to core than being worked upon. Densely packed thin film circuits reduce transit time, speed up data processing, and capsule the size of computers.


Thin-film cryotrons depend, just as do simple wire-wound cyrotrons, on the fact that zero resistance superconductivity can be destroyed (turned resistive) by a magnetic field.

Do-It-Yourself Cryogenics. Electronics' fantastic new frontier—cryogenic superconductivity—needn't be relegated to the commercial laboratory. You can, right now, put superconductivity to the test—and perhaps even to use—at your own workbench. With a minimum amount of equipment, you can devise a number of fascinating experiments, either for your own enjoyment or as the basis for a science fair project.

All you need is some cryogenic refrigerant and an insulated container (a good thermos will do) to hold it. A sizzling-cold quart of -450°F liquid helium (available locally from cryogenic manufacturers or lab suppliers) costs as little as \$15, and while it lasts (its life is measured in minutes or days depending on how well its container is insulated), lets you experiment with the electronic McCoy: superconductivity.

Lower-cost liquid nitrogen (-320°F), while not cold enough to wring all the resistance from conductors (nor to turn them superconductive), is often cold enough to quiet the vibration of their atoms, hushing noise which nothing but supercold can quiet. Liquid nitrogen—about \$1.50 a quart—is becoming available from many local truck-stop service stations (hundreds of refrigerated trucks now chill their cargoes with cryogenic cold). Bring your own container, such as a Dewar flask or an *unstoppered* thermos bottle.

A simple way to demonstrate the *threshold* of superconductivity is to merely place any carbon resistor in a container with a bit of liquid nitrogen. Bring leads out to an ohmmeter: The resistor's resistance will demonstrate a fantastic drop. A similar experiment can be performed by connecting a resistance in series with a small flash-




inquire about Electronics at MSOE

Planning your space age engineering education now, will enhance your career later. Find out about MSOE programs in Electronics, Computers, and Electrical Engineering.

Obtain all the facts about courses leading to 4-year Bachelor of Science and 2-year Associate in Applied Science degrees. Find out about MSOE scholarships, financial aids, job placement opportunities, and other services.

Assure yourself of a bright future in the exciting field of space age engineering and technology. Write for your Free "Career" booklet which will tell you about educational advantages at MSOE.



MSOE

MS-217
**MILWAUKEE
SCHOOL OF ENGINEERING**
Dept. PE-1264, 1025 N. Milwaukee St.
Milwaukee, Wisconsin 53201

Tell me about a career through residence study:
 Electronics field Mechanical field
 2-years or 4-years

Name..... Age.....

Address.....

City, State.....

CIRCLE NO. 19 ON READER SERVICE PAGE

UNUSUAL BARGAINS

EXCELLENT XMAS GIFTS!

Bargain! 3" Astronomical Telescope



See the stars, moon, phases of Venus, planets close up! 60 to 180 power—famous Mt. Palomar Reflecting type. Unusual Buy! Equipped with Equatorial mount; finder telescope; hardwood tripod. Included FREE: "STAR CHART"; 272-page "HANDBOOK OF HEAVENS"; "HOW TO USE YOUR TELESCOPE" book. Stock No. 85, 105-AV \$29.95 postd. 4 1/4" Reflecting Telescope—up to 255 Power. All-metal pedestal mount. Stock No. 85, 105-AV \$79.50 F.O.B.

SOLVE PROBLEMS! TELL FORTUNES! PLAY GAMES!

NEW WORKING MODEL DIGITAL COMPUTER ACTUAL MINIATURE VERSION OF GIANT ELECTRONIC BRAINS

Fascinating new see-through model computer actually solves problems, teaches computer fundamentals. Adds, subtracts, multiplies, shifts, complements, carries, memorizes, counts, compares, sequences. Attractively colored, rigid plastic parts easily assembled. 12" x 3 3/4" x 4 3/4" Incl. step-by-step assembly diagrams, 32-page instruction book covering operation, computer language (binary system), programming, problems and 15 experiments. Stock No. 70,683-AV \$5.00 Pnd.



MINIATURE WATER PUMP



Wonderful for experiments, miniature waterfalls, fountains, HO gage railroad backdrops, etc. Tiny (2 3/8" x 1 3/4") electric motor and pump ideal for hobbyists, labs, schools. Pumps continuous flow of water at rate of one pint per minute at a 12" head. With 2 D Batteries in series will pump to 24" high. Runs 48 hrs. on battery. Works in either direction. Self-priming.

Stock No. 50,345-AV \$2.25 Postpaid

ORDER BY STOCK NO.—SEND CHECK OR M.O.—Money Back Guarantee
EDMUND SCIENTIFIC CO. BARRINGTON, NEW JERSEY

MAIL COUPON FOR FREE CATALOG "AV"

Completely New 1965 Edition. 148 Pages.
Nearly 4000 Unusual Bargains.

EDMUND SCIENTIFIC CO., Barrington, N. J.

Please rush Free Giant Catalog-AV.

Name

Address

City

Zone

State



CIRCLE NO. 8 ON READER SERVICE PAGE

NEW - - by KUHN

AM/FM VHF RECEIVER

New model now covers 26-54 and 88-174 MC in eight overlapping calibrated bands with large full vision dial. New circuitry. High sensitivity. Ideal for listening to Aircraft, CB, Police, Fire, Amateur and other signals as well as regular FM broadcast stations. Completely self-contained with headphone jack for private listening.



353B \$59.95
inc. FET

AIRCRAFT • POLICE • FIRE



348A
Complete
\$34.95



315-B
5-54 MC
\$17.95
115-160 MC
\$18.95

Transistorized, directly tuneable converter. Powered with self-contained mercury cell. Excellent sensitivity and stability. Designed for car, home or portable receivers.

Converts home or car radios to receive Fire, Police, Aircraft, CB, SW, etc. Exceptional sensitivity on High and Low Bands. High Band type adjusts to bracket 115-160 MC. Low Band type should be ordered for 33-47 MC, 40-52 MC, 26-30 MC, 3-12 MC, etc. May be adapted for transistorized car radios.

Order today or send for free catalog on full line of converters and receivers for every application.



20 GLENWOOD
CINCINNATI 17,
OHIO

CIRCLE NO. 17 ON READER SERVICE PAGE

light bulb and battery, using a resistance high enough to keep the bulb from lighting brightly. Place only the resistor in the liquid nitrogen and watch the bulb grow brighter.

In the event that you would like to experiment with supercold components or circuits, keep the following precautions in mind: (1) Although liquid gases are not dangerous in small quantities, they tend to boil away rapidly. Work in a well-ventilated area. (2) Low-temperature burns may result if a liquid gas comes in contact with your skin—wear a pair of gloves and a long-sleeved shirt for protection. (3) Certain materials become brittle and may shatter when exposed to cryogenic cold. For this reason, always wear a pair of goggles or a face mask. (4) DO NOT try to seal a container of liquid gas; never allow the liquid to become trapped in a closed area.

Superconductivity: Past and Future. To put superconductivity to work, you've got to throw away your Fahrenheit thermometer—and some of electronic's basic rules.

Let's begin with that thermometer. In the chill world of cryogenic superconductivity, it's the Kelvin scale you use. On Lord Kelvin's low-low temperature thermometer, zero is absolute zero (-459.6°F). The higher up the scale you go, the warmer it gets. But in cryogenic supercold, it's always unbelievably cold—always below -200°F, or about 144°K. By contrast, on the coldest day ever recorded (in the Antarctic), the temperature plummeted to a mere -100°F.

Actually, the realm of zero resistance superconductivity lies near the bottom of Kelvin's scale . . . roughly, between 0°K (absolute zero) and about 20°K.

To understand why, peek over the shoulder of Dutch physicist Heike Kamerlingh Onnes as, one day in 1911, he tested—at increasingly lower temperatures—the conductivity (thus resistance) of mercury. Achieving temperatures within reach of absolute zero was, in itself, a feat in 1911. But Onnes managed the trick . . . he was, at least, able to reach temperatures a few degrees above absolute zero. Now a sample of mercury (frozen solid, of course), shivered in his chill-chamber.

Things were going predictably: as he lowered the chamber's temperature, the mercury's conductivity grew better, its resistance less (but still measurable), and the metal itself grew ever more hard and brittle.

Suddenly, as Onnes dropped the temperature but another $\frac{1}{10}$ degree, all electrical resistance vanished. Onnes didn't believe his eyes, much less his instruments. Perfect conductivity—zero electrical resistance? Impossible!

Onnes had indeed stumbled upon a phenomenon—and he called it *superconductivity*. Somewhere near 0°K—usually a few degrees above absolute zero—the resistance of some metals and materials doesn't simply grow less; it vanishes completely. The material becomes a perfect conductor. The drop-off point—the precise degree K at which a material turns superconductive—is called its *critical temperature*.

For each of the 24 elements, alloys and compounds discovered, since 1953, to possess superconductivity (notably by Bell Telephone Laboratories), the critical temperature is slightly different: Tin becomes a perfect conductor at 3.7°K (just a whisper above absolute zero); mercury, at 4.2°K; lead at 7.2°K; compounds of vanadium-silicon at 17°K and niobium-tin (the compound with the highest known critical temperature) at 18°K.

Onnes' elation—for he envisaged his superconductive mercury as capable, since it possessed no resistance, of carrying huge and nearly unlimited current—was short-lived. Shortly he discovered a second phenomenon which, though it punctured the dream of supercold wires

carrying supercurrents, makes superconductivity today's hottest electronic tool; namely, that the flow of high current through a superconductive wire kills superconductivity. More correctly, a material—no matter how cold—reverts to its resistive state at a certain current flow. Current itself is not the culprit—magnetism (caused by the current) is.

For each of the superconductive materials thus far discovered, there's a *critical field strength*—the maximum magnetic field in which the superconductor can operate and still remain superconductive. Happily, this critical field strength is high (at least as high as 600,000-gauss) for some superconductive materials—vanadium-gallium, for one.

Moreover, the discovery only in 1962 that super-pure molybdenum was superconducting (the first new superconducting element found since 1953) has reopened research on many other materials previously tested and discarded. The answer is unbelievably purity. A trace of impurity (as little as one part per million) can conceal a material's ability to become superconductive. Now many metals once believed non-superconductive are being looked into again . . . in their purest state. It is likely that some will prove able to withstand greater current flow, stronger magnetic fields and higher temperatures (above the present 18°K) than any known superconductive material.

For the frontiers of the weird world of cryogenic supercold have hardly been explored. More—much more—awaits the electronic researcher there near the bottom of the bulb: absolute zero. —30—



Complete—1 pair of Crystals, Mike with retractable cord, brackets, 2 power cords

\$15995

A COMPLETE CB SYSTEM EVERYBODY CAN AFFORD!

NEW Model H SONAR CITIZENS BAND RADIO

Nobody but nobody but SONAR can give so many quality features at this unbelievable price—yet maintain dependable performance • Universal Solid State power supply • "Locked-Channel" receiver fine tuning • 7 internal crystal positions • External crystal 23 channel coverage • built-in squelch & automatic noise limiter for crisp, clear communications • high styled, compact and easy to install • Class B modulation • Full 5 watt input • For 12 VDC & 117 VAC only.

SONAR RADIO CORP. 73 Wortman Ave., Brooklyn 7, N.Y.

Please send me complete information on Model "H" CB Radio
Dept: 354

Name _____

Address _____

City _____ State _____

CIRCLE NO. 30 ON READER SERVICE PAGE

NEW CITI-FONE SS

\$169⁵⁰


No
Extra
Crystals
to
Buy!



FULL 23 CHANNEL

Delta Tuning • "Noise Immune" Squelch • Double Tuned IF's • Triple Tuned RF • AC/DC Voltage Doubler Power Supply • Microphone Preamp • "Dual" Function Panel Meter • Illuminated Meter and Channel Selector • Pulse Tuned ANL • Tone Alert Connector Compact 8" x 11" x 4 1/4" • Complete, Ready to Operate.

WRITE, WIRE or PHONE TODAY FOR COMPLETE INFORMATION



MULTI-ELMAC COMPANY
21470 COOLIDGE HIGHWAY
OAK PARK 37, MICHIGAN

Name
(please print)

Address

City Zone State

CIRCLE NO. 21 ON READER-SERVICE PAGE



send for NEW FREE
CRYSTAL CATALOG
with NEW TRANSISTOR
OSCILLATOR CIRCUITS

Citizen Band Class "D" Crystals

3rd overtone — .005% tolerance — to meet all FCC requirements. Hermetically sealed HC6/U holders. 1/2" pin spacing. .050 pins. (Add 15c per crystal for .093 pins). **\$2⁹⁵** EACH

All 23 channels frequencies in stock: 26.965, 26.975, 26.985, 27.005, 27.015, 27.025, 27.035, 27.055, 27.065, 27.075, 27.085, 27.105, 27.115, 27.125, 27.135, 27.155, 27.165, 27.175, 27.185, 27.205, 27.215, 27.225, 27.255.

Matched crystal sets for ALL CB units (Specify equipment make and model numbers) \$5.90 per set

RADIO CONTROL CRYSTALS in HC6/U HOLDERS—SIX FREQUENCIES

In stock for immediate delivery (frequencies listed in megacycles); tolerance .005%, 1/2" pin spacing, .050 pin diameter. (.093 pins available, add 15c per crystal.) Specify frequency.
26.995, 27.045, 27.095, 27.145, **\$2⁹⁵** EACH
27.195, 27.255
(add 5c per crystal for postage and handling)

ORDER FROM CLOSER PLANT TEXAS CRYSTALS

DEPT. P
1000 Crystal Drive
FORT MYERS, FLORIDA
Phone 813 WE 6-2109

Division of



AND
4117 W. Jefferson Blvd.
LOS ANGELES, CALIF.
Phone 213-731-2258

CIRCLE NO. 32 ON READER SERVICE PAGE

Transistor Topics

(Continued from page 78)

units. A 500,000-ohm potentiometer (R_2) serves as a sensitivity control. Switch S_3 is a s.p.s.t. normally open push-button type and PC_1 a Clairex CL-3 photoconductive cell. Point "X" connects to the junction of R_4 , R_5 and R_6 and point "Y" to Q_1 's emitter. Remove S_1 .

In practice, the circuit shown in Fig. 3(a) is used where a very small control current is needed—less than 1.0 ma. through S_1 as compared to approximately 15 ma. through S_1 in Fig. 1. The circuits given in Figs. 3(b) and 3(c) are used where light-sensitive operation is desired, as in machine control, smoke detection, and burglar alarm applications.

Transitips. Many readers have asked for tips on identifying *npn* and *npn* transistor types when the type numbers are either illegible or missing entirely, as in some "bargain" assortments. This is not a difficult job.

First, identify the emitter, collector and base leads. Most of the popular handbooks contain this information—typically, either the RCA or GE *Transistor Manuals*.

Next, using a low-voltage ohmmeter, connect the negative lead to the unknown transistor's base terminal and the positive lead to its emitter as shown in Fig. 4, and note the reading. Reverse the test leads and note the second reading. If the transistor is in good condition, an appreciable difference in readings will be observed when the leads are reversed.

If a lower reading is obtained with the negative test lead on the base, the transistor is a *npn* type. If the reading is higher, the transistor is a *pnp* unit. This technique is similar to that used to determine the front-to-back resistance ratio of a diode.

Best wishes for the happiest of Happy Holidays. . .

—Lou

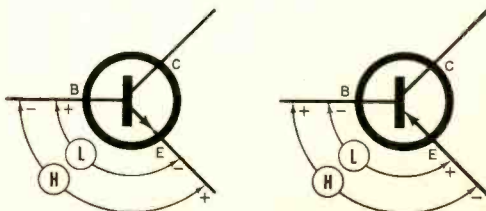


Fig. 4. To separate *npn* from *pnp* transistors when markings are missing, measure front-to-back resistance ratio between emitter and base. Readings are lower when the n element "sees" a negative voltage.

Across the Ham Bands

(Continued from page 76)

family, K6GHU, K6KCI, and WA6IBR, in Santa Barbara, Calif.

Fighting these legal battles requires a lot of money. If you'd like to supply some ammunition, you might want to contribute to one of these embattled hams. Personally, your Amateur Radio Editor thinks that the Chicago case is of the greatest fundamental importance, so that is where he sent his contribution—to the CARCC Tower Fund, 318 Adams St., Chicago, Ill. 60606.

Notes from Club Bulletins. Have we passed the low point of the current sunspot cycle? WØHJL says "yes" in the August, 1964, issue of *Round Table*, which is put out by the Denver (Colorado) Radio Club, Inc. He interprets the CRPL, U.S. Bureau of Standards Radio Propagation Predictions, as predicting a smoothed sunspot number of 17.5 for September, 1964—a half point better than for the preceding month. Others, using the same propagation charts, come up with a smoothed number of 12 for September, and estimate that the low point may not be reached until April, 1965. Whoever is right, many hams will be refurbishing their 10- and 15-meter beams next summer.

According to the *HARC News*, W5FJS, an experienced electronics instructor, has opened a "do-it-yourself" electronics business in Houston, Texas, where hams can go to work on their equipment. A complete stock of tools and test equipment is available, with W5FJS on hand to give necessary instruction in the use of the test equipment.

If you hear about the public hanging of an Indiana ham, the victim will probably be a member of the Indiana MARS program. At last report, the 52 members had compiled a record of 100 percent participation for 11 consecutive months. Reading the Indiana MARS bulletin gives one the distinct impression that the member who spoils this record will be lucky if the other members do nothing more drastic than hanging him.

News and Views

John Babbitt, WN2LUX, Houghton, N.Y., also known as "Mr. Clean," transmits on a Knight-Kit T-150 held down to 75 watts. He receives on a Hallicrafters SX-99, and an 80-, 40-, and 15-meter dipole antenna is the go-between. Twenty states and two Canadian provinces worked plus a regular sked with California prove that the combination works. . . **John Anderson, WB6DFA**, 5050 Collis Ave., South Pasadena, Calif., announces the formation of the California CW Club. Check with him for

BECOME A RADIO TECHNICIAN For ONLY \$26.95

BUILD 20 RADIO CIRCUITS AT HOME

with the New
Progressive Radio "Edu-Kit"®
ALL Guaranteed to Work!

A COMPLETE HOME RADIO COURSE

- BUILD**
- 12 RECEIVERS
 - 3 TRANSMITTERS
 - SIGNAL TRACER
 - SIGNAL INJECTOR
 - CODE OSCILLATOR
 - SQ. WAVE GENERATOR
 - AMPLIFIER

- No Knowledge of Radio Necessary
 - No Additional Parts or Tools Needed
 - Excellent Background for TV
- Training Electronics Technicians Since 1946



only
\$26.95
Reg. U.S.
Pat. Off.

FREE SET OF TOOLS, PLIERS-CUTTERS, TESTER, SOLDERING IRON.

WHAT THE "EDU-KIT" OFFERS YOU

The "Edu-Kit" offers you an outstanding PRACTICAL HOME RADIO COURSE at a rock-bottom price. You will learn radio theory, construction and servicing. You will learn how to build radios using regular schematics; how to solder and wire in a professional manner; how to service and trouble-shoot radios. You will learn how to work with punched metal chassis as well as the new Printed Circuit chassis. You will learn the principles of RF and AF amplifiers and oscillators; detectors, rectifiers, test equipment. You will learn and practice code, using the Progressive Code Oscillator. You will build 20 Receiver, Transmitter, Code Oscillator, Signal Tracer, Square Wave Generator, Amplifier and Signal Injector circuits, and learn how to operate them. You will receive an excellent background for TV. In brief, you will receive a basic education in Electronics and Radio worth many times the small price you pay, only \$26.95 complete.

PROGRESSIVE TEACHING METHOD

The Progressive Radio "Edu-Kit" is the foremost educational radio kit in the world, and is universally accepted as the standard in the field of electronics training. The "Edu-Kit" uses the modern educational principle of "Learn by Doing." You begin by building a simple circuit. Gradually, in a progressive manner, and at your own rate, you construct more advanced multi-tube radio circuits, learn more advanced theory and techniques, and do work like a professional radio technician. These circuits operate on your regular AC or DC house current.

THE KIT FOR EVERYONE

You do not need the slightest background in radio or science. The "Edu-Kit" is used by young and old, schools and clubs, by Armed Forces Personnel and Veterans Administration for training and rehabilitation. One of the most important aspects of the "Edu-Kit" is the Consultation Service which we provide. We welcome students to send us their problems, whether related to any of the material covered in the "Edu-Kit" course, or encountered in other experiences in the field of electronics.

THE "EDU-KIT" IS COMPLETE

You will receive all parts and instructions necessary to build 20 different radio and electronic circuits, each guaranteed to operate. Our kits contain tubes, tube sockets, variable electrolytic, mica, ceramic and paper dielectric condensers, resistors, tie strips, coils, hardware, tubing, punched metal chassis, Instruction Manuals, hookup wire, solder, selenium rectifier—volume controls, switches, etc. In addition, you receive Printed Circuit materials, and Instructions. You also receive a useful set of tools, pliers-cutters, professional electric soldering iron, and a self-powered, dynamic Radio and Electronics Tester. The "Edu-Kit" also includes Code Instructions and the Progressive Code Oscillator. You will also receive lessons for servicing with the Progressive Signal Tracer and the Progressive Signal Injector, a High Fidelity Guide, FCC Amateur License Training, and a quiz Book.

All parts, components, etc., of the "Edu-Kit" are 100% unconditionally guaranteed, brand new, carefully selected, tested and matched. Everything is yours to keep. The complete price of this Practical Home Radio and Electronics course is only \$26.95.

TROUBLE-SHOOTING LESSONS

You will be able to trouble-shoot and service radios, using the professional Signal Tracer, the unique Stereo Injector, and the dynamic Radio and Electronics Tester. Our Consultation Service will help you with any technical problems.

J. Stasaitis, of 25 Poplar Pl., Waterbury, Conn., writes: "I have repaired several sets for my friends and made money. The 'Edu-Kit' paid for itself. I was ready to spend \$240 for a course, but I found your ad and sent for your kit."

FREE EXTRAS

- Set of Tools • Radio Book • Radio and Electronics Tester • Electric Soldering Iron • Pliers-Cutters • Test Instruction Book • Hi-Fi Book • TV Book • Quiz Book • Membership in Radio-TV Club • Consultation Service • FCC Amateur License Training • Printed Circuitry • Certificate of Merit • Valuable Discount Card

ORDER FROM AD—RECEIVE FREE BONUS RADIO & TV PARTS JACKPOT WORTH \$15

- "Edu-Kit" Postpaid. Enclosed full payment of \$26.95.
- "Edu-Kit" C.O.D. I will pay \$26.95 plus postage.
- Send me FREE additional information describing "Edu-Kit."

Name
Address

PROGRESSIVE "EDU-KITS" INC.


(ATT: S. GOODMAN, M.S. in Ed., PRES.)

1186 Broadway Dept. 630D Hewlett, N. Y.

CIRCLE NO. 25 ON READER SERVICE PAGE

NEW

CB TRANSCEIVER WITH 24 BUILT-IN TEST CIRCUITS



INTERNATIONAL EXECUTIVE 750-HB2

Checks operating performance of 24 circuits including filament, plate and input voltages, transmitter forward and reflected power, modulation, etc. This "years ahead" built-in test feature makes tune-up and servicing easy. Switch, located on transmitter/receiver unit, is used for selecting circuits. The 750-HB2 has 23-crystal controlled channels. Operates on 115 vac or 6-12 vdc.



18 NORTH LEE, OKLA. CITY, OKLA.

● WRITE FOR THE NAME OF YOUR NEAREST DEALER.

CIRCLE NO. 14 ON READER SERVICE PAGE

BUILD YOUR AMATEUR TRANSMITTER from these easy-to-build kits!



ADVENTURER — 50 watts CW input rugged 807 transmitting tube, instant bandswitching 80 thru 10 meters. Crystal or VFO control, wide range pi-network output.

RANGER II — 75 watts CW, 65 AM. Also serves as RF audio exciter. Self-contained bandswitching 160 thru 6! VFO or crystal control. Timed sequence keying, wide range pi-network output.

Write today — FREE catalog!



E. F. JOHNSON CO.
© 2419 10th S.W., Waseca, Minn.

EARN Electronics Engineering DEGREE

You can earn an A.S.E.E. degree at home. College level HOME STUDY courses taught so you can understand them. Continue your education, earn more in the highly paid electronics industry. Missiles, computers, transistors, automation, complete electronics. Over 27,000 graduates now employed. Resident school available at our Chicago campus—Founded 1934. Send for free catalog.

AMERICAN INSTITUTE OF ENGINEERING & TECHNOLOGY
1137 West Fullerton Parkway, Chicago 14, Ill.

details . . . If he wasn't on the wrong coast, **Bix Doolittle, K1EPX**, would be a good prospect for membership. His code speed is 55 wpm.

Dave Warden, WN6LSZ, 15932 Del Prado Dr., Hacienda Heights, Calif., runs 75 watts to a Heathkit DX-60 transmitter feeding a 40-meter dipole, 5½' high. He receives on a Heathkit HR-10. Dave has 15 states, all worked on 40 meters . . . **Buddy Kimsey, WA4NIV**, 1707 Stuart St., Cleveland, Tenn., keeps his Hallicrafters HT-40 transmitter, SX-110 receiver, and Gotham V-80 vertical antenna busy. He is a net control station for two nets, likes to "rag chew" (he holds an R.C.C. certificate), and has QSL cards from 40 states and three countries. As a Novice, Buddy won the 1963 Novice Sweepstakes certificate for Tennessee . . . **Ronald E. Telsch, WN3BFR**, 153 Colonial Drive, Warminster, Pa., started out his ham career in overdrive. He made 24 contacts in 13 states his first two days on the air. He forgot to mention his present states worked total. But Ronnie uses an EICO 720 transmitter running 75 watts, a Hammarlund HQ-100 receiver, and a home-brew, multiband dipole on the lower frequency bands. On 144 mc., his Heathkit "Twoer" feeds a 10-element beam atop a 30' stick. His 2-meter DX is 55 miles.

Jerry Haley, WN4TKI, McMinnville, Tenn., started out as a ham by working 21 states and Canada in 21 days—not bad for an old Heathkit AT-1 transmitter running 10 watts! Since then, Jerry has been on the air only on weekends but has added another six states to his total. His receiver is a Lafayette HE-30, and his antenna is a doublet 38' high . . . **Charles F. Lambert, WA4EPH**, 314 Jamestown Rd., Williamsburg, Va., divides his time between 80- and 20-meter c.w. and 75-meter SSB. He receives on a Heathkit "Mohawk" and uses a Johnson "Viking II" transmitter on c.w. Charles didn't mention what transmitter he used on SSB, but his antenna is 40' high. He has 45 states and 320 different U.S. counties confirmed . . . From the *W4CA Log* via *Auto Call*, a ham was told that his c.w. signal had an undesirable keying chirp. When asked how his transmitter was keyed, he promptly replied "Through a hole in the front." . . . In our last batch of mail there was an interesting letter commenting on AM vs. SSB on 20 meters. The letter was not signed "for obvious reasons." For even more obvious reasons, it was promptly dropped in our wastebasket.

Gerald Van Loh, WNØJCV, Box 204, Lennox, S.D., will probably be signing his General call by the time you read this, but he will be glad to sked any ham who still needs a South Dakota QSL card on either 80 or 40 meters. Jerry's home-brew 40-watt transmitter has fed his signal into 27 states with the help of a vertical antenna and an inverted-V antenna. He receives on an old National NC-46 pepped up with a Q-multiplier and a home-built pre-selector . . . Have you been to the post office yet to stock up on the special commemorative stamp honoring amateur radio? Using these stamps to mail your QSL cards will add a note of distinction to your cards . . . **Jim Evans, Jr., WA9KLV**, 8724 Parkway Drive, Highland, Ind., believes in this axiom: "Use low power if you must, but get the best receiver you can

afford." He receives on a Hallicrafters SX-117 and transmits on a Heathkit DX-40. A 40-meter dipole does the radiating—into 31 states, France, and Mexico so far.

Mike Rhodes, WN8NBO, R.R. 5, Box 305, Celina, Ohio, uses a National HRO-7 receiver that is far older than he is. But his transmitter is a new EICO 720. The combination has agitated the loudspeakers of hams in 32 states and Canada in six weeks of operation . . . Without knowing the results of the presidential election (which has not yet taken place as this is written), we wish to compliment the great majority of the hams that call and work **Barry, K3UIG/K7UGA**. Although he is always in great demand on the air, the ill manners often displayed by a few hams chasing a rare station are almost completely absent when Barry is being called or worked. Of course, Barry's own tact and good operating have much to do with this happy condition. May it long continue!

We are looking for *your* "News and Views," photos, and club bulletins. The address is: Herb S. Brier, W9EGQ, Amateur Radio Editor, POPULAR ELECTRONICS, P. O. Box 678, Gary, Ind. 46401. 73,

Herb, W9EGQ

Module Pocket Receiver

(Continued from page 52)

this station is heard at maximum level. Now find a station at the high end of the band on the standard radio. Rotate the knob until the plates are fully open.

(Note: whether the plates should be fully open or less than fully open depends upon the actual position on the dial occupied by the station. The same is true for the position of the plates and the radio station at the low end of the band. If the standard radio has, say, 10% rotation from maximum, adjust

the radio you have just built to 10% from maximum in a similar manner. Unless you are working with a pre-marked tuning dial, the exact position of the variable capacitors is not critical, so long as you can tune in all the stations.)

When the plates are fully open, the trimmer capacitors on *C1a* and *C1b* have their maximum effect. Adjust the trimmer on *C1b* until the station on the upper end of the band comes in, then adjust the trimmer on *C1a* for maximum volume.

Now go back to the low end of the band and repeat the entire procedure. "Rock" and peak all the adjustments. You can align the set in less than five minutes. If desired, either the case or a small dial mounted under the tuning knob can be marked to show the location of the stations in your area.

As the volume level goes up during the alignment procedure, reduce the level with the volume control to enable you to more easily detect variations in signal level. -30-

Transformer Quiz Answers

(Quiz on page 65)


- | | |
|---------------|---------------|
| 1 365.7 volts | 5 355.7 volts |
| 2 9.3 volts | 6 6.7 volts |
| 3 243.3 volts | 7 253.3 volts |
| 4 134.3 volts | 8 121.7 volts |

NORTRONICS ANNOUNCES . . . *a new line of tape heads!*

For true broadcast quality and maximum enjoyment from your investment in tape equipment, replace worn heads with new Nortronics laminated core heads! Available for more than 500 popular tape recorders, these moderately priced replacement heads have highly polished, all-metal faces, and offer extended high frequency response, even at slower tape speeds. Other features include deposited quartz gaps and low-loss core structures.

ALL TAPE HEADS WEAR OUT! Check today for head wear—both Nortronics new replacement heads and "Quik-Kit" mounting hardware are correctly matched to your recorder, and are available from your Hi-Fi Dealer, Radio-TV Serviceman or Camera Store!

*"Music sounds best on Tape—
Tape Sounds Best with Nortronics Heads!"*

Nortronics® 

8135 Tenth Ave. N., Minneapolis, Minn. 55427

CIRCLE NO. 23 ON READER SERVICE PAGE

LATEST SAMS BOOKS FOR EVERYONE IN ELECTRONICS

Use This Handy Order Form

- Short-Wave Listener's Guide.** Invaluable for the short-wave hobbyist. Complete listings for over 300 short-wave stations by country, city, call letters, frequency, power, and time periods of broadcast. Includes both alphabetical listing, and numerical listing by frequency. Also lists clandestine stations behind the "iron curtain." Order **SLG-1**, only. \$1.25
- Garage-Door Openers.** Here is all you need to know about how to install and maintain electronic garage-door openers. Provides step-by-step installation instructions; gives full procedures for troubleshooting and repair. A timely book on this increasingly important electronic device. Order **GDO-1**, only. \$2.95
- Tube Substitution Handbook, 8th Ed.** Lists over 11,000 direct substitutions. A complete and indispensable guide to substitutions for receiving, picture tube, subminiature, industrial, and communications types. Tells when and how to make proper substitutions. Order **TUB-8**, only. \$1.50
- Radio Service Training Manual.** Here is a highly successful system for quickly locating troubles in both tube and transistor type radios. Based on the use of carefully selected key circuit testing points where results will give positive indications. Programmed troubleshooting charts show how to quickly isolate trouble to specific components. Order **RSS-1**, only. \$4.95
 RSH-1. Hardbound, only. \$6.95
- Radar License Endorsement Handbook.** Provides all information needed to pass the FCC Element 8 license examination for the radar endorsement. Includes helpful sections on radar fundamentals; modern marine and other radar equipment; tables, laws and procedures. Order **RLH-1**, only. \$2.95
- Know Your Color-TV Test Equipment.** Clearly explains the function and circuit action of each Color-TV test instrument—shows how to service, calibrate, and maintain each; includes setup information for testing procedures. Invaluable for anyone using Color-TV test equipment. Order **KOC-1**, only. \$2.50
- Howard W. Sams Transistor Specifications Manual.** Includes electrical and physical parameters for virtually all transistors now in use. An indispensable reference for anyone working with semiconductors. Order **MTA-1**, only. \$2.95
- How to Read Schematic Diagrams.** **RSD-1** \$1.50
- Computer Circuit Projects You Can Build.** **BOC-1** 2.95
- TV Diagnosis & Repair.** **TDR-1** 1.50
- Radio Receiver Servicing.** **RS-2** 2.95
- Modern Dictionary of Electronics.** **DIC-2** 6.95
- TV Servicing Guide.** **SGS-1** 2.00
- Handbook of Electronic Tables & Formulas.** **HTF-2** 3.95
- Electronic Experiments & Projects.** **ESE-1** 2.50
- 101 Ways to Use Your VOM & VTVM.** 2.00
- Understanding Transformers & Coils.** **TAC-1** 1.95
- Automotive Electronics Test Equipment.** **AEL-1** 2.50
- How to Repair Major Appliances.** **MAJ-1** 3.95

Famous ABC's Books

- | | |
|---|--|
| <input type="checkbox"/> Computer Programming. CPL-1 \$1.95 | <input type="checkbox"/> Electronics Drafting. DRA-1 \$1.95 |
| <input type="checkbox"/> Boolean Algebra. BAB-1 1.95 | <input type="checkbox"/> Transistors. TRA-1 1.25 |
| <input type="checkbox"/> Electronic Test Equipment. STE-1 1.95 | <input type="checkbox"/> Electronic Organs. ECO-1 1.95 |
| <input type="checkbox"/> Electronics. ELW-1 1.95 | <input type="checkbox"/> Lasers & Masers. LAL-1 1.95 |
| <input type="checkbox"/> Short-Wave Listening. SWL-1 1.95 | <input type="checkbox"/> Computers. ABC-1 1.95 |

HOWARD W. SAMS & CO., INC.

Order from any Electronic Parts Distributor or mail to Howard W. Sams & Co., Inc., Dept. PE-12
 4300 W. 62nd St., Indianapolis, Ind. 46206

Send books checked above. \$ _____ enclosed.

Send FREE Booklist. Send Photofact Index.

Name _____

Address _____

City _____ Zone _____ State _____

IN CANADA: A. C. Simmonds & Sons, Ltd., Toronto 7
CIRCLE NO. 27 ON READER SERVICE PAGE

Exalted Pot

(Continued from page 72)

brated also, because both pots are of the linear type. Simply switch *S1* to *10K* and multiply readings by 1000. With *S1* in the *1K* position, you would of course multiply the readings by 100.

To calibrate a capacitance scale, find the capacitance value and mark the appropriate resistance point. At 836 ohms, mark 1.9; at 800 ohms, mark 2; etc. No further calibration for capacitance is required. The other three ranges of capacitance fall into line because the controls are linear. With a 100-cycle test signal, the *C* or *C/10* scale applies, depending on *S1*'s position. With a 10,000-cycle signal, the ranges become *C/100* and *C/1000*. Simply flip *S1* to the desired range. Consult the calibration charts on page 72 as you work.

An inductance scale is calibrated similarly. At 62.8 ohms, mark 1; at 125.6 ohms, mark 2; etc. Refer to the first two columns in the calibration table. Here again, because the controls are linear, the other ranges do not require further calibration. With a test signal of 10,000 cycles, and with *S1* at position *L*, you can read 1 to 15 mh. directly. With *S1* in the *Lx10* position, multiply readings by 10 and read 10 to 150 mh. The ranges at 100 cycles are: *Lx100* for readings from 0.1 to 1.5 henrys, and *Lx1000* for values from 1 to 15 henrys.

Operation. Connect the generator output to jack *J1* and the unknown component to terminals *C* and *Gnd*. Connect your VTVM first to *C* and *Gnd*, and then to *B* and *C*. Adjust the knob to obtain the same voltage readings. When the voltages are equal, the scale can be read. Keep in mind that the applicable scale depends upon using the correct test frequency and position of the range switch. Also remember that electrolytic capacitors are polarized and are designed for d.c. operation—you may not be able to determine their values with this technique.

To use the "Exalted Pot" as a variable resistor, terminals *B* and *C* are employed. For 0-1000 ohms, set *S1* to the

1K position. For 0-10,000 ohms, set *S1* to the 10K side.

To operate the unit as a low-current voltage divider, apply the voltage to terminals *B* and *T*. Take the divided voltage from terminals *B* and *C*. Either the 1000-ohm or 10,000-ohm potentiometer can be used depending upon the position of *S1*. Do not exceed the ½-watt rating of *R1* and *R2*.

-30-

Electric Fence Charger

(Continued from page 60)

find out if the fence is being charged, connect the neon tester between the ground and the fence. The higher the intensity of the flash, the greater the charge. To minimize the possibility of shock, first connect the tester's lead to ground.

To keep a garbage can from being raided, place a small sheet of thin plastic material (the kind that plastic bags are made of) under the can. The plastic sheet should be just large enough to insulate the garbage can from the ground.

If the can is to be placed on a dry cement or gravel walk, first lay down a piece of metal screen, about 2' x 2', to serve as a ground. It should be big enough so that a dog will have to stand on it when he reaches out a paw for the can. Cover the screen with a piece of cardboard, then place the sheet of plastic over the cardboard, and then place the can over this "sandwich." The cardboard keeps the screen from puncturing or tearing the plastic. Both the cardboard and the piece of plastic are just a little bit bigger than the can but not big enough to prevent the dog from standing on the bare screen.

Run an insulated wire from the garbage can to the red post on the charger, and either a bare or insulated wire from the ground to the black binding post. (Better turn off the charger before the garbage collector arrives, or he may decide to take you in along with the garbage.)

One shock per invader should be enough. You will probably see some of the most surprised pooches you ever saw in your life.

-30-

LEARN APPLIANCE REPAIR PLUS AIR CONDITIONING

New, Easy Course—Now a new, easy course trains you at home, shows you professional methods for repair of all types of appliances, including farm and commercial—plus air conditioning and refrigeration—even small gas engines.

Amazing Profits—This amazing field offers amazing profits in spare time or good job opportunities. Enjoy profits soon with learn-as-you earn method.

Low Cost Training—Cost of training is unusually low and includes professional test equipment at no extra charge.

FREE BOOKS—Send for FREE illustrated book and Sample Lesson. No obligation and no salesman will call.



Appliance Division, Dept. 501-124
National Radio Institute, 3939 Wisconsin Avenue
Washington, D.C. 20016

Please RUSH me free books on Professional Appliance Servicing.

Name _____

Address _____

City _____ State _____ Zip Code _____

Accredited Member, National Home Study Council

SURPLUS SATELLITE BATTERIES

99¢ ea.



These Government surplus storage battery cells are nickel-cadmium sintered plate type used in satellites and missiles due to characteristics not possessed by any other battery, i.e. Lifetime service, constant voltage during discharge, extreme temperature ranges, discharges in any position, compact, high discharge rates (up to 25 times ampere hour capacity), no corrosive fumes, not harmed by storage, overcharging and freezing.

CELLS ARE 1.25 V. EA. REGARDLESS OF TYPE. Replace with these cells to operate any equipment using dry or wet batteries where portability, dependability, and ruggedness are requisites. Select cells from list to best fit application.

NICKEL-CADMIUM PLASTIC CASED CELLS:

Esse Type	Ampere Hours	Dimensions Height	Width	Depth	Weight Ounces	Condition	Price
AH4	4 to 6	6.00	2.00	.5	6	Used*	\$.99
AH4C	4 to 6	6.00	2.00	.5	6	Used	1.49
AH4R	4 to 6	6.00	2.00	.5	6	New	2.49
AH6	6 to 10	4.00	2.125	.9375	8	New	4.95
AH20N	20 to 30	8.125	3.125	1.06	40	Used*	4.95
AH34N	30 to 40	9.38	3.125	1.38	52	Used*	9.95
AH60N	60 to 80	11.25	5.00	1.38	104	Used	14.95

*Types ending in "N" are nylon cased; others are acrylic plastic.

NICKEL-CADMIUM STEEL CASED CELLS:

Type M size 3.875 x 3 x 1.750, Wt. 3½ lbs. 30 AH. Used* \$2.95, New \$5.95 per cell. Aircraft 28 V. Battery made up with 20 of these cell—Used* \$60, New \$125. Overall size 10" x 10" x 10". Wt. approx. 60 lbs. Type LAL12H NICAD, 60 AH, 12 V. laboratory battery made up in hardwood rack with 10 cells, overall size 11½ x 5 x 20¼". Wt. 100 lbs.New \$125.

IRON-NICKEL:

Type B-4 Edison, 30 AH, 6 V. battery of 5 cells in hardwood rack. Used—\$25, New \$40. Overall size approx. 18 x 10 x 6". Approx. wt. 50 lbs. **GUARANTEE:** All cells are guaranteed for satisfaction or your money back except cells marked with an asterisk (*) which are sent as received from used Government stocks and not checked before shipping.

Send for free pamphlet.

ESSE RADIO COMPANY


368 S. Meridian St.

Indianapolis, Indiana 46225

24 FULL-COLOR PAGES!

THE 1965 PHOTOGRAPHY ANNUAL

\$1.25



Enjoy the 1965 PHOTOGRAPHY ANNUAL—a superb showcase of color and black-and-white photos by outstanding photographers the world over!

Enjoy, too, the convenience of having this year's edition delivered to your home—postage free! But you'll have to send for your copy now—the supply is going fast!

Fill in and mail the special order form below—TODAY! (Note: Payment must be enclosed at this low price.)

PARTIAL CONTENTS include these Portfolios:

- ★ War Pictures by the late renowned photographer, Robert Capa.
- ★ Preview of a new glamor book by Sam Haskins, author of *Five Girls*.
- ★ Abstract color by Wynn Bullock.
- ★ DALI—the surrealist as Philippe Halsman sees him.
- ★ Unusual Nudes by Masaya Nakamura.
- ★ The Wonderful World of Children by Michael Pierce.

PLUS Int'l. Portfolio, more color pages, etc.

GET THE DELUXE
GOLD-EMBOSSED LEATHERFLEX
EDITION—only \$2.50 prepaid.



ZIFF-DAVIS SERVICE DIVISION • Dept. PA
589 Broadway • New York, N.Y. 10012

Please send my copy of the 1965 PHOTOGRAPHY ANNUAL as I've indicated below:

- \$1.25 enclosed. Send me the regular edition, postpaid.
- \$2.50 enclosed. Send me the Deluxe Leatherflex-Bound edition, postpaid. (Allow two weeks additional for binding and mailing.)

(Additional postage on orders outside U.S.A.—add 50¢ on all orders, to partially defray postage and handling costs.)

NAME _____ please print PE-124

ADDRESS _____

CITY _____ STATE _____ ZIP _____
CODE _____

(PAYMENT MUST BE ENCLOSED WITH ORDER.)

On the Citizens Band (Continued from page 74)

If you have not forwarded information regarding your club *this year*, chances are you may not be included in the actual tabulation, which, of course, will not give us accurate results. All clubs are now requested to forward the latest officers' names, club address, activities engaged in or planned, photographs, etc., regardless of whether they have been sent prior to 1964.

Since this material will not be analyzed until after Jan. 1, 1965, those of you who are not as yet represented by information sent to the roster *this year* should forward the details before Dec. 31, 1964, to: 1964 OTCB Club Roster, POPULAR ELECTRONICS, One Park Avenue, New York, N.Y. 10016.

● Parkersburg Area CB Club, Parkersburg, W.Va. Officers: M. H. (Windy) Mercer, KLM6947, president; Carolyn Griffith, KHJ-6265, secretary. Recently organized, this club holds meetings on the first and third Tuesday of each month.

● Conemaugh Valley Communication Association, Johnstown, Pa. Officers: Robert Yeager, KID2795, president; H. K. Rummel, KLP2147, vice president; Donald Hamilton, Sr., KLP6213, secretary; James L. Lear, KIC7911, corresponding secretary; Gustav Simanski, KID9068, treasurer; Harry Caulfield, KLP6044, control director. Meetings are held every first and third Wednesday at 7 p.m.

● Ten-Ten CB Club, Eastland, Texas. Jessie True, KKV1689, secretary. Jessie should be contacted at 114 N. Seaman, Eastland, by those in the area interested in joining this group.

● New York City Citizens Band League, New York, N.Y. This club is a reorganization of a club in Queens that was disbanded. Kenneth Doerbecker, KBI7329, requests interested parties to call him by landline at VI7-5031.

● Northern Rhode Island REACT, Woonsocket, R.I. Composed of five divisions covering emergency CB service to nine towns, this group consists of 80 REACT members and 14 directors and deputy directors, with Peter E. Branconnier acting as control director.

● Town & Country Radio Club, Lakeville, N.Y. Officers: Don Richards, president; Clifford Cisco, vice president; Carl Gilbert, secretary; Peg Richardson, treasurer. There is also an executive committee of five, plus five directors, an editor-in-chief, an advertising manager, and seven contributing editors to the club paper, *The Whip*.

POPULAR ELECTRONICS

● Hopkins County Radio & Rescue Association, Madisonville, Ky. This emergency group conducts searches, establishes lines of communication, handles traffic control and recovery of drowned persons. A county directory listing CB'ers by calls is published, cross-referenced by alphabetical listings. Officers: Justice Rhodes, president; Charles Jenkins, vice president; Joe McWhorter, secretary/treasurer. The Association monitors channel "9."

● Seacoast Citizens Radio Club, West Atlantic City, N.J. Officers: Russ Stokes, KCC1719, president; Tom Gallo, KCC3013, vice president; Warren Fox, 3Q0059, second vice president; Dot Stokes, KCC1852, treasurer; and Jean Truman, KCC2378, secretary. The group publishes *Seacoaster's News*, has an editor and three reporters. Meetings are held monthly at the West Atlanta Volunteer Fire Company quarters, West Atlanta.

● Colorado County Citizens Band Radio Club, Cat Spring, Texas. Officers: Nolan L. Renz, KED0038, president; Buster Mooney, KED0228, vice president; Franklin Reese, KEE2150, secretary/treasurer; plus three net control officers and five directors. Meetings are on the second Wednesday of each month.

● Marshall County CB Radio Club, Gunterville, Ala. Officers: L. C. Mitchell, 6Q3852, president; Johnny Dunn, KDB5040, vice president. There are also three board members and an emergency team coordinated through police and other civic groups by the president.

● Citizens Emergency Radio Patrol, North Tonawanda, N. Y. Officers: John McKnight, 20Q4712, president; Vernon Batt, KIC5311, secretary; Ronald Beu, KID3474, treasurer; and Wayne Shoen, KIC5821, sergeant at arms. This emergency group works closely with the Frontier Fire Company, holds practice emergencies, and expects to put two or three skin-diving teams plus marine units in action by next summer.

● Civil Defense Citizens Band Radio Club,

Concordia, Kan. Officers: Derald Deal, president; Kenneth Bulleigh, vice president; Wm. Rae Heffner, secretary; and Dallas Hockett, scribe. They publish a call book covering a 50-mile radius of Concordia.

● South Georgia C Bees, Brunswick, Ga. Officers: Matt Whorton, KDE1598, president; Harold Hood, KDD9269, vice president; Gene McDaniels, KKM3038, secretary; Ann Whorton, KDE1598, treasurer; Jimmy Jones, KDB7328, REACT commander. There are three board members, and *The CB Monitor* is put out by editor Ronald Weston, KHD5750, and three assistants.

That wraps it up—for the year! I'll CB'ing you in '65!

—Matt, KHC2060



From the staff of
POPULAR ELECTRONICS

GREAT NEW SCOTT KITS AT A NEW! LOW PRICE!



LK-48B 80-Watt Stereo Amplifier Kit \$129.95



LT-110B FM Stereo Multiplex Tuner \$139.95

Save money... build the world's best stereo... with great new stereo kits from Scott. Scott's full-color instruction book and matching Part-Charts make them a breeze to put together... and, they'll give you and your family years of trouble-free enjoyment. The LK-48B stereo amplifier includes a switched front panel headphone output and dozens of other unique Scott features. The LT-110B FM stereo tuner incorporates famous Scott Sonic Monitor, factory-wired, silver-plated front end and Time-Switching multiplex.

FREE 24 PAGE BOOKLET

Rush me free Scott's
24 page Custom Stereo Guide.

Name

Address

City Zone State

SCOTT

H.H. Scott, Inc., 111 Powdermill Road,
Maynard, Mass. 520-12

Export: Scott International, 111 Powdermill Road, Maynard, Mass. Canada: Atlas Radio Corp., 50 Wingold Ave., Toronto. Cable HIFI
CIRCLE NO. 28 ON READER SERVICE PAGE

POPULAR SEPTEMBER 1964
ELECTRONICS

Send
POPULAR
ELECTRONICS
Every
Month

NAME _____
ADDRESS _____
CITY _____ ZONE _____ STATE _____

3 years for \$10
Check one: 2 years for \$7
 1 year for \$4

In the U. S., and possessions.

Payment Enclosed Bill Me

Foreign rates: Canada and Pan American Union countries, add .50 per year; all other foreign countries, add \$1 per year.

New Renewal

Mail to: POPULAR ELECTRONICS

Dept. 0019, 1255 Portland Place, Boulder, Colo.

Short-Wave Report

(Continued from page 80)

The following is a resume of current reports. At time of compilation all reports are as accurate as possible, but stations may change frequency and/or schedule with little or no advance notice. All times shown are Eastern Standard and the 24-hour system is used. Reports should be sent to P.O. Box 333, Cherry Hill, N.J., 08034, in time to reach your Short-Wave Editor by the eighth of each month; be sure to include your WPE Monitor Registration and the make and model number of your receiver. We regret that we are unable to use all of the reports received each month, due to space limitations, but we are grateful to all contributors.

Angola—*R. Angola*, Luanda, is on 4885 kc. and is heard in Eastern areas from 1645 with instrumentals. A combination of c.w. QRM and HIJP (Dominican Republic) on 4884 kc. make Luanda difficult to receive.

Basutoland—The Lesotho Broadcasting Corporation, Maseru, will broadcast on the short waves before the end of 1964, according to overseas sources. However, the official name will not be used at first since Basutoland will not become Lesotho until 1966.

Bolivia—A new station is *R. 21 de Diciembre*, Katavi, 5120 kc., reportedly operating from a mine near Llallagua. Programs consist mostly of Latin American and Bolivian music with few anmts from 2045 to 2202/close.

Another new Bolivian station is *R. Nueva America*, La Paz, 4795 kc. Noted broadcasting in Spanish, it has been heard from 2247 to 2302/close with many ads. According to some sources, reports go to Casilla 2431, La Paz.

Brazil—A rarely heard station is PSL, *Agencia Nacional*, Rio de Janeiro, on 7935 kc. It has been noted around 1730-1800 with operatic music but accompanied by very heavy RTTY QRM.

A new station is *R. Educadora Rural*, Campo Grande, 3295 kc. Noted after another Brazilian (in Uberlandia) signs off, it features Brazilian vocals and commercials until 2300/close.

R. Marajoara, Belem, 15,245 kc., has extended its schedule and is now heard well afternoons with s/off at 1600.

Chile—Station CE597, *R. Presidente Balmaceda*, on the new frequency of 5978 kc., has been noted from 2230 to 0005 s/off. There is a full ID in Spanish at 0000, during which reports are requested. There may be an anmt in Eng. at this time some days.

Cyprus—If you need this country, try for the *Cyprus Telecommunications Authority*, 10-141 kc. This station operates on single sideband for test purposes. A taped report to them brought a QSL in letter form which stated that reception reports were welcomed. The call-sign is 5BC46; the address is Box 1929, Nicosia, Cyprus; the power is 7500 watts; and the antenna is a three-wire rhombic 98' high. Time of reception was 2222-2250.



XMAS BARGAIN SPREE

FREE

\$25 GIFT OF RADIO-TV PARTS
add 25c for handling

PLUS

\$1 FREE
CHOOSE ANY \$1 PAK FREE

BOTH FREE WITH ANY \$10 ORDER

WORLD FAMOUS POLYPAK KITS—BRAND NEW PARTS

- | | |
|--|--|
| <input type="checkbox"/> "SPRAGUE" NYLAR CONDENSERS, ass't values..... \$1 | <input type="checkbox"/> 40 WORLD'S SMALLEST resistors, 1/10W, 5% too... \$1 |
| <input type="checkbox"/> 4 G.E. 2N170 RF transistors, npn..... \$1 | <input type="checkbox"/> 3 20W TRANSISTORS, npn, stud, CBS 2N1320... \$1 |
| <input type="checkbox"/> 4 SYLVANIA 2N35 transistors, npn..... \$1 | <input type="checkbox"/> 4 TRANSISTOR TRANSFORMERS, worth \$15... \$1 |
| <input type="checkbox"/> 6 SYLVANIA 750 MIL 400V rectifiers..... \$1 | <input type="checkbox"/> 100 PRINTED CIRCUIT parts, \$50.00 value..... \$1 |
| <input type="checkbox"/> 10—10-watt POWER transistors, untested..... \$1 | <input type="checkbox"/> 3 300MC TRANSISTORS 2N1264 TO6 case..... \$1 |
| <input type="checkbox"/> 1—INFRARED PHOTO detector transducer..... \$1 | <input type="checkbox"/> 25 TRANSISTORS npn TO6 case, untested..... \$1 |
| <input type="checkbox"/> 1—INFRARED PARABOLIC reflector-n-filter..... \$1 | <input type="checkbox"/> 10 RAYTHEON CK722 transistors, npn..... \$1 |

3-TRANSISTOR AMPLIFIER, wired, 3x3x3/4", printed circuit...1.98

- | | |
|---|---|
| <input type="checkbox"/> 60 TUBULAR CONDENSERS to .5mf to 1KV..... \$1 | <input type="checkbox"/> 100 HALF WATTERS, assorted and 5% too..... \$1 |
| <input type="checkbox"/> 50 ONE WATT RESISTORS many 5%..... \$1 | <input type="checkbox"/> 5 SUN BATTERIES, to 1 1/2"..... \$1 |
| <input type="checkbox"/> 35 TWO WATTERS, resistors, 5% too..... \$1 | <input type="checkbox"/> 60 CERAMIC CONDENSERS, discs, npo's to .05 mf..... \$1 |
| <input type="checkbox"/> 50 COILS n' CHOKES, rf, fr, osc, peaking, etc..... \$1 | <input type="checkbox"/> 50 TERMINAL STRIPS, 1 to 8 lugs, ass't..... \$1 |
| <input type="checkbox"/> \$25 SURPRISE, wide radio-n-tv assortment..... \$1 | <input type="checkbox"/> 60 HI-Q RESISTORS, 1/2, 1, 2 Watt, to 1 meg, 5% too..... \$1 |
| <input type="checkbox"/> 10 TRANSISTOR ELECTROLYTICS, 10-100 mf..... \$1 | <input type="checkbox"/> 60 TUBE SOCKETS, 5, plus, receptacles, etc..... \$1 |
| <input type="checkbox"/> 10 VOLUME CONTROLS to 3 meg switch too..... \$1 | <input type="checkbox"/> 40 DISC CONDENSERS, 27mmf to .05 mf to 1KV..... \$1 |
| <input type="checkbox"/> 50 MICA CONDENSERS, ass't, silvers too..... \$1 | <input type="checkbox"/> 5 GENERAL ELECTRIC 9X107 npn, transistors..... \$1 |
| <input type="checkbox"/> 30 POWER RESISTORS, to 60W, to 10K ohms..... \$1 | <input type="checkbox"/> 10 RCA PHONO PLUGS n' JACK sets, tuners-amps..... \$1 |
| <input type="checkbox"/> 40 PRECISION RESISTORS, 1/2, 1, 2W, 1% too..... \$1 | <input type="checkbox"/> 3 1/4" 20-WATT TRANSISTORS, 2N1039, coal, npn..... \$1 |
| <input type="checkbox"/> 2 25 AMP SILICON STUD rectifiers, very good buy..... \$1 | <input type="checkbox"/> 25 TOP HAT RECTIFIERS, 750ma, silicon, untested..... \$1 |
| | <input type="checkbox"/> 3 40-WATT TRANSISTORS TO36 case..... \$1 |

POLY PAKS

Terms: Include postage, avt. wt. per pak 1 lb.

P. O. Box 942E
So. Lynnfield, Mass.

FREE '65 GIANT CATALOG!

CIRCLE NO. 24 ON READER SERVICE PAGE

Ecuador—Station HCEH3, *R. El Progreso*, Loja, listed for 4775 kc. but actually on 4700 kc., has been noted from 2145 with lengthy periods of local music to 2330/close. The only ID noted was at 2242.

El Salvador—Evidently reactivated, YSS, San Salvador, has been found on 6010 kc. at 2250-2328 with music and Spanish but accompanied by considerable QRM.

England—The British Broadcasting Corp. is carrying out experimental xmsns on single sideband, relaying the General Overseas Service, at 2200-0000 on 9317 kc., at 0100-0300 and 0415-0445 on 15,913 kc., and at 0830-1245 and 1300-1715 on 12,182 kc.

A special Australian xmsn was noted on 15,105 kc. at 1220 with a cricket match and at 1415 with Eng. lessons in French to Europe.

Fiji—Present short-wave operations of *R. Fiji* are in Eng. at 1300-1630 and 2300-0530 on 3230 kc. and at 1630-2300 on 4756 kc., and in native language during the same time periods on 3284 and 4785 kc.

Germany (West)—*Deutsche Welle*, Cologne, has been found on 11,785 kc. with Eng. to Africa at 1515-1548; it goes into French at 1550.

Gibraltar—This is another difficult country to log. Look for MLU, a station of the British Royal Air Force, on 4615 kc. It's a c.w. station which has been noted around 0030 with a reasonably slow running marker. Reports go to: Chief Operator, Radiotelegraph Station MLU, British Royal Air Force, Gibraltar, Gibraltar. A companion station, MLU2, operates on 11,655 kc., but this one has not yet been logged.

Guinea—Conakry on 9670 kc. is heard at 1715-1730 with continuous African music and anmts in French.

Honduras—Station HRST, *R. 1° de Mayo*, Tela, can be noted on 4790 kc. with Latin American pop tunes and commercials from about 2125 to 2158/close, but don't confuse it with *R. Atalaya*, Guayaquil, Ecuador, on 4789 kc.

Station HRVL, *R. Lux*, Olanchita, Yoro, 4890 kc., operates at 0700-2200 with 1000 watts. Not likely to be heard in most of N.A. is their 1230-1300 daily Eng. feature, "Norteamerica y su Musica."

India—*All India Radio* has Eng. on 15,225 kc. at 0830-1000 (news at 0831, commentary at 0840). Reports go to Box 500, New Delhi. Also



A Knight R-100 receiver is the most important piece of equipment in the shack of Mike Jungman, WPE5DQM, located at Randolph Air Force Base in Texas.

LEARN ELECTRONICS



THE
NEW
PRACTICAL
WAY

and build yourself this stereo radio!

All parts and material supplied FREE with lessons. Amazing, easy new method of learning by doing, developed by a great international correspondence school. Start training now for an important new career.

3
great
courses

- Radio Electronics
- Transistors
- Basic Electricity

SEND NOW FOR FREE COLOR BOOKLET



INESCO

INTERCONTINENTAL

ELECTRONICS SCHOOL CANADA LTD.

Dept. 16, 9100 St. Lawrence Blvd., Montreal 11, P.Q.

NAME

ADDRESS

CITY PROV.....

CIRCLE NO. 13 ON READER SERVICE PAGE

“Use it



with any 12 volt CB transceiver”

New Cadre Selective Call encoder-decoder

Put an end to meaningless chatter at the home base and in the mobile units. Contact only the stations you want to talk to. 3-tone, fool-proof selective call system provides up to 24 different tone codes. Code can be changed in field easily with no special relay needed. Easy connection to any of the famous Cadre 5-watt CB transceivers—works with all 12 volt transceivers, regardless of make. Cadre 524, only \$69.95.



CADRE INDUSTRIES CORP.

Commercial Products Div., Endicott, N.Y.

CIRCLE NO. 4 ON READER SERVICE PAGE

SAFCO**QUICKEE**

AUTO Defroster GUN



**Just plug in to
cigarette lighter—
NO BATTERIES!**

Gives instant defrosting to windshield, windows, door locks, trunks, etc., both inside and outside the automobile, within seconds after plugging in. No need to wait for engine warm-up.

- * Ice and frost melt away like magic.
- * Steamed windows clear immediately.
- * No more frozen hands.
- * Proved in northern winter weather.



only \$7.95

CONSUMER SERVICE COMPANY
160 Mercer St., New York 12, N. Y.

Enclosed find \$ _____ for _____
Defroster Gun(s) @ \$7.95 ea. Plus 50¢ ea. for
postage and handling. (N.Y.C. residents please add
4% sales tax). Foreign orders \$1.00 additional.

Name _____ (PLEASE PRINT) PE 124

Address _____

City _____ State _____ Zip Code _____

Sorry—No charges or C.O.D. orders.

logged recently were Eng. xmsns to East Asia and China at 0500-0600 on 9520, 11,770, 15,105, and 17,855 kc.; at the same time to Australia and New Zealand on 11,710 and 15,165 kc.; and to the British Isles and Europe at 1445-1545 on 6130 kc. (replacing 5995 kc.) and on 9915 kc.

Iran—R. Iran, Teheran, is noted on 15,205 kc. at 1330 in Arabic, at 1500 in French, and at 1430 and 1530 in Eng., dual to 11,730 kc. This is the station being widely reported behind R. *Nederland's* Sunday program on 11,730 kc. There is an Eng. newscast at 1530.

Israel—The 1515-1545 Eng. xmsn from *The Voice of Israel* is noted at good level on 9009 and 9620 kc.

Korea (South)—Seoul has Eng. at 2200-2230 and 0230-0300 on 11,925 kc., and at 0530-0600 on 9640 kc. in the General Service, and at 0900-0930 on 11,925 kc. to S. E. Asia. French to Europe is aired at 0200-0230 and to S. E. Asia at 0930-1000 on 11,925 kc. Spanish to L.A. can be heard at 2230-2300 on 11,925 kc.

Kuwait—R. Kuwait was noted recently as late as 1650 with Arabic chanting and talks on 4967.5 kc. This station has Eng. at 1300-1400 (news at 1315) on the above outlet in parallel with 9520 kc.

Leeward Islands—R. *Montserrat*, Box 51, Plymouth, 885 kc., has been noted around 1800-1900. Their schedule reads: daily at

DX COUNTRY AWARD RULES

Are you eligible to apply for a 25, 50, 75, 100, or 150 Countries Verified Award? Here is a brief resume of the rules and regulations.

(1) You must be a registered WPE Short-Wave Monitor and show your call on your application.

(2) You must submit a list of stations for which you have received verifications, one for each country heard. You must also supply the following information in tabular form: (a) country heard; (b) call-sign or name of station heard; (c) frequency; (d) date the station was heard; (e) date of verification. All of the above information should be copied from the station's verification. Do not list any verifications you cannot supply for authentication on demand. Do not send any verifications at this time. Should any verifications need to be sent in for checking, we will notify you and give you instructions on how to send them.

(3) A fee of 50 cents (U.S. coin) must accompany the application to cover the costs of printing, handling, and mailing. This fee will be returned in the event an applicant is found to be ineligible. Applicants in countries other than the U.S. may send the equivalent of 60 cents (U.S.) in coins of their own country if they wish.

(4) Apply for the highest DX award for which you are eligible. If, at a later date, you are eligible for a higher award, then apply for that award.

(5) Send your application, verification list, and fee to: Hank Bennett, Short-Wave Editor, P. O. Box 333, Cherry Hill, N. J. 08034. Do not include an application for a Short-Wave Monitor Certificate (you are not eligible for any of the awards until you have a Short-Wave Monitor Certificate in your possession). Reports, news items, or questions should be mailed in a separate envelope.

DX States Awards Presented

To be eligible for one of the DX States Awards designed for WPE Monitor Certificate holders, you must have verified stations (any frequency or service) in 20, 30, 40, or 50 different states in the U. S. The following DX'ers have qualified for and received awards in the categories indicated.

Fifty States Verified

Ron Kusmack (VE4PE4U), Winnipeg, Man., Canada
 John Toikkanen (WPE8FFD), Conneaut, Ohio
 Jack Winther (WPE6BJD), Moraga, Calif.
 Walter Smart (WPE9EKW), Pittsfield, Ill.
 Paul Larsen (WPE9DYE), Tinley Park, Ill.
 Michael Mandrick (WPE2GVF), Rochester, N. Y.
 James Pierce (WPE9EYQ), Mt. Vernon, Ill.
 David Algeo (WPE8ELZ), Dayton, Ohio
 Joseph McDaniel, Jr. (WPE3CXY), Hagerstown, Md.

Forty States Verified

Edward Semrad (WPE9GTP), Milwaukee, Wis.
 Michael Fletcher (WPE4DPS), Waco, Texas
 Robert Berg (WPE5ANO), Fort Worth, Texas
 R. Maybaum (WPE6AUV), San Francisco, Calif.
 George Hemingway (WPE1DYC), Taftville, Conn.
 Craig Larson (WPE9GJE), Indianapolis, Ind.
 Ray Schubnel (WPE1AGS), North Adams, Mass.

Thirty States Verified

Edward Craven (WPE1FUA), Hartford, Conn.
 David Kaplan (WPE1FIJ), Hartford, Conn.
 Gene McAvoy (WPE3FSR), Lutherville, Md.
 Jesse Ring (WPE4GLK), Narrows, Va.
 Joseph Sudol (WPE2JHP), Garfield, N. J.
 John Day (WPE0AXQ), Kimmunity, Ill.

Twenty States Verified

Ronald Shopinski (WPE3DKA), Mt. Carmel, Pa.
 Jack Pleska (WPE3EUN), Simpson, Pa.
 Mike Rhodes (WPE8GAY), Celina, Ohio
 James Jordan (WPE5CYL), Laurel, Miss.
 Mal Gogel (WPE2LQD), Huntington Station, N. Y.
 Mike Fisher (WPE3FOD), Pottsville, Pa.
 Henry Brown, Jr. (WPE1EXZ), Falmouth, Mass.
 David Kaplan (WPE1FIJ), Hartford, Conn.
 William Steckiel (WPE3FPX), Pottsville, Pa.
 George Hall (WPE2KOR), Saddle Brook, N. J.
 Philip Drago (WPE6FAV), Santa Monica, Calif.
 Michael Hoffberg (WPE2KMX), Bronx, N. Y.
 Conrad Durocher (WPE1ASP), N. Smithfield, R. I.
 Alan Zattiero (WPE4HMY), Hampton, Va.
 Billy Akin (WPE4EUW), Columbia, Tenn.
 Ray Hartman (WPE9GON), New Berlin, Wis.
 Elliott Block (WPE8HGD), Cincinnati, Ohio
 Tim Kerfoot (VE3PE1TH), Toronto, Ont., Canada
 Nick Oliviero (WPE1FMD), New Britain, Conn.

Steven Russell (WPE3EWZ), Bethesda, Md.
 Edwin Bolton, Jr. (WPE2KWQ), Wayne, N. J.
 Merlin Bakke (WPE9DJC), Westby, Wis.
 Edward Hudgens (WPE6FNE), Gardena, Calif.
 Timothy Pawlak (WPE8HQZ), Bay City, Mich.
 David Evans (WPE8GCX), Pataskala, Ohio
 James Peshock (WPE5DQD), Richardson, Texas
 Stephen Dionne (WPE2LOU), Binghamton, N. Y.
 Dick Schier (WPE4HIO), Chattanooga, Tenn.
 Richard Shaw (WPE2KIT), N. Bergen, N. J.
 Don Van Wienen (WPE8HBN), Allendale, Mich.
 Kenneth Feldman (WPE6DUX), Los Angeles, Calif.

Tom Rupe (WPE9DJH), Park Ridge, Ill.
 Jim Russell (WPE9GYH), Monmouth, Ill.
 Peter Hartquist (WPE6FWY), Fairfield, Calif.
 Bob Thrower (VE7PE7W), Vancouver, B. C., Canada

Sonny Lea (WPE4GPV), Rocky Mount, N. C.
 Vincent Yucas (WPE1FJA), S. Boston, Mass.
 Neal Yermish (WPE3FMH), Philadelphia, Pa.
 Jim Skatoff (WPE0CHB), St. Louis, Mo.
 Joel Resnick (WPE2LMZ), New York, N. Y.
 Arthur Bonito (WPE2DZE), Secaucus, N. J.
 Michael Sevigny (WPE1FTC), Biddeford, Maine
 Stephen Berlinski (WPE1FTF), Bridgeport, Conn.
 Robert Read (WPE4HPB), Atlanta, Ga.
 Thumper Peniston (WPE2LYJ), Chester, N. J.
 Peter Bartlett (WPE1FSX), Marshfield Hills, Mass.

Robert Ramlow (WPE9FTQ), West Allis, Wis.
 C. R. Schwesig (VE2PE1CM), Verdun, Que., Canada

Brian Dera (WPE2IEF), Hastings-On-Hudson, N. Y.

Douglas Byron (WPE2LQR), Poughkeepsie, N. Y.
 Joe Beals III (WPE1FRF), Marshfield, Mass.
 Glen Wright (WPE9EQP), Findlay, Ill.
 Michael Cripps (WPE0DTV), St. Louis, Mo.
 Charles Wohlers (WPE2IRQ), Mountain Lakes, N. J.

Bob Wallenhorst (WPE8HFM), St. Bernard, Ohio
 Warren Leach (WPE8HOK), St. Clair Shores, Mich.
 George Virtue (WPE6FKE), Waterford, Calif.
 David Husom (WPE0CQK), Richfield, Minn.
 Andrew Durosky, Jr. (WPE2KVN), Richmond Hill, N. Y.

Rick Hoebee (WPE6EJB), Sunnyvale, Calif.
 Arthur Harris (WPE2MJS), Hollis, N. Y.

NEW BROWNING EAGLE CB BASE STATION

Look At These New Features

R-27 RECEIVER • RF gain control
 • Selectivity switch • Cascode nuvistor front end • 12 tuned I.F. coils

S-23 TRANSMITTER • Compression amplifier • Clipper-filter stage • Built-in SWR meter • 23 channels

For new 8-page colored CB Catalog, write:

CONTACT FRANCHISE DIVISION FOR INFORMATION ON AVAILABLE SERVICE CENTER AREAS.

CIRCLE NO. 3 ON READER SERVICE PAGE



R-27 RECEIVER S-23 TRANSMITTER



browning Laboratories, Inc.
 Dept. PE-6 100 Union Ave. Laconia, N.H. 03246

Life Lite[®]
**RECHARGEABLE
 FLASHLIGHTS
 NEVER NEED BATTERIES**

Just plug into any 110 AC outlet to recharge.



In handsome calf grain carrying holster that clips on belt. Equipped with powerful magnet.

SPORTSMAN

COMPACT and POWERFUL!
 Throw a brilliant beam of light up to 200 yards.
ONLY \$12.95 EACH



With Auto Charge Adapter for recharging in auto cigarette lighter outlet and powerful Alnico magnet for attaching under dash.

MOTORIST

End forever the dead battery problem just when you MUST have light. PAYS FOR ITSELF in a relatively short time because it NEVER NEEDS BATTERIES!

Both come handsomely GIFT BOXED.



CONSUMER SERVICE COMPANY
 160 Mercer Street, New York, N. Y. 10012

Enclosed is \$_____. Please send _____ Sportsman _____ Motorist at 12.95 ea. plus .75 ea. for postage and handling. (N. Y. C. residents please add 4% sales tax). Foreign orders 1.15 additional.

Name _____ (PLEASE PRINT) PE. 124
 Address _____
 City _____ State _____ Zip Code _____

Sorry—No charges or C. O. D. orders.

0500-0700, 1030-1145, and 1730-2100; Saturdays at 0500-0700, 0900-1100, and 1730-2100; Sundays at 1530-1845.

Maldives—From the *New Zealand DX Times*: "The British Broadcasting Corporation's Engineering Department advises that the relay station in the Maldives is not yet in operation. Quite apart from the technical requirements and the building of such a relay base extension, some time must elapse for various political arrangements to be completed."

Mozambique—Station CR7RA, *R. Pax*, Beira, opens at 2300 weekdays on 3960 kc. and has been noted to 2345 or later with pop tunes and all-Portuguese anmts.

Netherlands Antilles—Reports are pouring in on PJB, *Trans-World Radio*, Bonaire, with excellent reception being noted on the West Coast for the 800-kc. outlet. The daily schedule for this frequency, as given by the station, is as follows: Portuguese at 0330-0430, Spanish at 0430-0530, Eng. at 0530-0735, Dutch at 1715-1730 (Fridays only), Spanish at 1730-1815, German at 1800-1815 (Thursdays only), Portuguese at 1815-1830, and Eng. at 2030-2200. The schedule for Sundays reads the same except that Eng. is given at 0530-1700 and Spanish at 1700-1815. However, the schedule as released by *R. Nederland* lists "The Happy Station Program" in Eng. on Sundays at 1940-2030; has anyone heard it yet?

Station PJB has been testing on 5955 and 9705 kc. at 1900-0130 in Eng. and Spanish. Reports are requested and return postage is not required. A late report indicates that 11,855 kc. may be another test channel, for it was noted at 0900-1000.

Peru—A new station is *R. Jaen*, Jaen, Provincia de Cajamarca, logged at 2145 on 5005 kc. The ID is *La Voz de la Frontera*.

Portugal—*The Voice of the West*, Lisbon, has a DX program on the second and fourth Sundays of each month at 2115 and 2315 on 6025 and 6185 kc.

Portuguese Guinea—Bissau is back on 5017 kc. and was noted at 1600 with Portuguese music and both male and female announcers.

Uganda—*R. Uganda*, Kampala, is weak at 1600 on 5026 kc. with a woman giving final anmts in Eng.; s/off is at 1604.

U.S.A.—Keith Glover of *R. Australia* reports that the U. S. intends to establish a communications station in the Indian Ocean. The U.S. has evidently conferred with British officials on the plan. The station will be built on an island and its purpose will be to help facilitate traffic in that part of the world.

U.S.S.R.—A new type of jamming has been noted, consisting of Russian-language programs with frequency modulation. This is apparently being used on some jammed channels in addition to the usual type of jamming.

SHORT-WAVE ABBREVIATIONS

anmt—Announcement	N.A.—North America
c.w.—Morse code	QRM—Station interference
Eng.—English	QSL—Verification
ID—Identification	R.—Radio
IS—Interval signal	RTTY—Radioteletype
kc.—Kilocycles	s/off—Sign-off
kw.—Kilowatts	xmsn—Transmission

QSL Cards For You?

The SWL QSL Bureau is currently holding QSL cards for the following WPE Monitors. If your WPE registration is listed here, send a stamped, self-addressed envelope to Mr. LeRoy Waite, 39 Hannum St., Ballston Spa, N.Y. 12020, and your card(s) will be forwarded to you.

WPE1CYI	WPE2IMJ	WPE4GIG
WPE1DVT	WPE21PH	WPE4GUL
WPE1DXG	WPE21PM	
WPE1EKE	WPE21QK	WPE5BZD
WPE1ESB	WPE21VS	WPE5CHE
WPE1FDW	WPE2KXG	WPE5CUC
WPE1FGM	WPE2LNI	WPE5DAX
WPE2CFM	WPE3DNC	WPE6CJ
WPE2CON	WPE3DOV	WPE6DQD
WPE2DMN	WPE3DVE	WPE6DRR
WPE2FG	WPE3DYL	WPE6FCN
WPE2GQD	WPE3EFF	
WPE2HHK	WPE3ESC	WPE7BLZ
WPE2HXV	WPE3FKR	WPE9FCQ
WPE2IAR	WPE3FO	
WPE2IAV		DL1PE1AP
WPE2IJB	WPE4FCS	DM1PE1AE
WPE2IKU	WPE4FPL	TA3PE1J

Vatican City—*Vatican Radio*, 15,290 kc., is good at 1000-1010 with world-wide religious news; after an IS hymn, played on a celesta, Polish was heard. This xmsn was dual to 7250, 9645, and 11,740 kc. The latter three channels were also heard well at 1940-2005 with religious news in English.

Vietnam (North)—*The Voice of Vietnam* cannot be reached by mail as the Universal Postal Union will not deliver incoming mail to Hanoi. (In similar instances in the past, particularly in connection with mail service to Iron Curtain countries, reports addressed to the station in care of *Radio Moscow* have usually reached their destination—*Ed.*)

Yemen—A Maryland reporter writes: "In the local newspaper, I read that Yemen, Arabia, and other countries have signed a radio pact, thus adding more assurance to my earlier report that Yemen was, in fact, setting up a station." Meanwhile, information gathered at the Yemen pavilion at the New York World's Fair reveals that *R. Sanaa*, 5950 kc., is now up to 70 kw. (it was 25 kw.) and is scheduled to operate at 2200-0100, 0600-1000, and 1100-1700.

Clandestine—Some time back we stated that a listed address for *Radio Libertad*, 2113 Ocean View Drive, Miami Beach, Fla., was fictitious since that location turned out to be a section of open beach. However, a correction now indicates that the proper address is Box 2113, Ocean View Branch, Miami Beach, Fla. Reports may also be sent to Box 5650, Caracas, Venezuela. The station is now being noted afternoons on 15,050 kc. and on 7308 kc. at 0100 and 2020, but these frequencies may vary.

Kiss Me Honey has been logged on 9555, 11,700, and 11,950 kc. at 0800. The afternoon xmsn, usually ending around 1345, is often noted behind *Peuk-e Iran* until that station signs off, then is in the clear. For those who have not logged *Kiss Me Honey*, the station makes no anmts whatever and the recording from which the station derives its nickname



QUALITY CITIZENS BAND TRANSCEIVER ONLY \$74.95

The price is right and the quality superior on the new Metrotek Mustang and Pacer — the newest Citizens Band Transceivers on the market. Both are fully equipped for immediate action with built-in power supply. Crystal controlled transmitter-receiver. Tunable to all 23 CB channels. Includes quality features such as automatic voice limiter and push-to-talk electronic switching. Write for complete specs or order now. The Mustang for \$74.95 or the Deluxe Pacer for \$99.95.



METROTEK ELECTRONICS, INC.

a subsidiary of Regency Electronics, Inc.
205 W. Cabarrus Street • Raleigh, North Carolina

CIRCLE NO. 40 ON READER SERVICE PAGE

GET INTO ELECTRONICS

V.T.I. training leads to success as technicians, field engineers, specialists in communications, guided missiles, computers, radar, automation, Basic & advanced courses, Electronic Engineering Technology and Electronic Technology curricula both available. Associate degree in 24 months. B.S. obtainable. G.I. approved. Start February, September. Dorms. campus. High school graduate or equivalent. Catalog.

VALPARAISO TECHNICAL INSTITUTE
DEPARTMENT PE, VALPARAISO, INDIANA



ELECTRONICS

COYNE ELECTRONICS INSTITUTE

A quarter million dollars worth of equipment. Non-Profit Institute—Est. 1899. Courses: Electronics • Electricity • TV-Radio • F.C.C. • Electronics Engineering Technology. Mail coupon or write for FREE BOOK, "Your Opportunities in Electronics." No Salesman will call.

COYNE ELECTRONICS INSTITUTE Educ. Serv. Dept. 94-M
1501 W. Congress Parkway, Chicago, Ill. 60607

NAME _____ PHONE _____

ADDRESS _____ AGE _____

CITY _____ STATE _____

SHORT-WAVE MONITOR CERTIFICATE APPLICATION

ALL radio listeners interested in furthering the hobby of SWL'ing—regardless of whether you DX on the BCB, VHF, TV, SW, or FM bands—are eligible to apply for a POPULAR ELECTRONICS "Certificate of Registration." You must have verified (have QSL cards from) a minimum of five radio stations, of which one was outside the borders of the United States. There is no age limit, or special equipment qualification; the only requirement is that the applicant have a sincere interest in radio communications.

All certificates are filled in and lettered before mailing; they are mailed flat and unfolded. If you want to register and receive your WPE identification sign, fill in the application blank below before January 15, 1965. Mail with 25 cents in coin to: Monitor, POPULAR ELECTRONICS, One Park Avenue, New York, N. Y., 10016. Canadians should use their own currency. All other applicants not in the U. S. A. should use five International Postal Reply Coupons. Allow 4-6 weeks for processing.

(Please Print)	(Do not fill out)
Name	
Street, City and Zone	
State and Zip	
Receivers in use	
Make	Model
Make	Model
Age	Occupation
Ham/CB call -letter assignment(s)	
I listen mostly to SW Broadcast Hams CB BCB VHF VLF	
I use the following antennas	
I have	
QSL cards and	countries verified.
Check if subscriber to P.E.	
Signature	Date
(Good only until January 15, 1965)	



Pre-tuned / pre-packaged IF strip

Model 8902 pre-tuned 455 KC IF strip provides excellent gain (55 db) and selectivity (6 db bandwidth: 8 KC), No alignment is required. Included among the 21 components on the PC board are a mechanical filter, 2 transistor amplifiers and a diode detector capable of driving earphones. Overall dimensions: 1/2" x 1/2" x 1 1/2".

Model 8901 input IF transformer adapts the IF strip for use with a converter in capacity detectors, AM and CB receivers. Both units are included for \$5.75 net.



J. W. MILLER COMPANY

5917 SO. MAIN STREET • LOS ANGELES, CALIFORNIA 90003

NOW ON DISTRIBUTOR SHELVES

CIRCLE NO. 18 ON READER SERVICE PAGE

is played in a manner that would indicate it to be a continuous tape.

Radiofonikos Stathmos I Foni Til Alithias (Voice of the Truth), a quasi-clandestine Greek station, has been noted in Europe on 8071 kc. at 1255. It is believed to be operating in Eastern Europe, probably in Leipzig.

Voice of the Turkish Cyprus Fighters is listed by some groups as being in operation at 0300-0445, 0800-1040, and 1430-1630 on "41, 44, and 48 meters" in Turkish. No exact frequencies are given but one is thought to be 6700 kc.

International Waters—*R. Albatross*, a converted minesweeper, is to start operations for 18 hours daily from *The Wash* beamed to East Anglia. No frequency was listed.

R. Noordzee, a new pirate station beamed to the Dutch from a platform in the North Sea, operates on 1400 kc. and is currently scheduled at 0400-0600 and 1100-1500. This station reportedly will open a TV outlet with an ID of *Television North Sea*. —30—

SHORT-WAVE CONTRIBUTORS

Nick Oliviero (WPE1FMD), New Britain, Conn.
 Mike Larkin (WPE1FNO), Lexington, Mass.
 Clifford Stott (WPE1FNO), West Springfield, Mass.
 Bruce Wertovitch (WPE2ELH), Jamaica, N. Y.
 Arthur Epstein (WPE2H1Z), Bronx, N. Y.
 David Leibowitz (WPE2JWF), Bronx, N. Y.
 William Graham (WPE2LMU), Binghamton, N. Y.
 Harvey Liss (WPE2LUV), Brooklyn, N. Y.
 Ira Stoler (WPE2LZG), Brooklyn, N. Y.
 Jim Matis (WPE2MHL), Fords, N. J.
 Doug Lamerson (WPE2MNY), Richmond Hill, N. Y.
 Charles Schwartzbard (WPE2TA), Passaic, N. J.
 Marshall Salt (WPE3ERC), Reading, Pa.
 George Cox (WPE3NF), Wilmington, Del.
 Grady Ferguson (WPE4BC), Charlotte, N. C.
 John Brunst (WPE4BO), Neptune Beach, Fla.
 Tom Palmer (WPE4GEL), Sanford, Fla.
 Jesse Ring (WPE4GLK), Narrows, Va.
 Darrell Garrison (WPE5ABD), Houston, Texas
 Jack Keene (WPE5BMP), Houston, Texas
 Jack Petree (WPE5CRQ), Houston, Texas
 John Hopkins (WPE5DPN), New Orleans, La.
 Shaler Hanisch (WPE6BPV), Hartford, Conn.
 Dave Brown (WPE6EM1), Woodland Hills, Calif.
 Jim Young (WPE6ENA), Wrightwood, Calif.
 Eugene Aker (WPE6EVR), Eureka, Calif.
 Trev Clegg (WPE6FAF), Fresno, Calif.
 Fran Young (WPE6FHD), Wrightwood, Calif.
 Jess Dyer (WPE8COJ), Dearborn, Mich.
 Robert Sabin (WPE8DBV), Wilmington, Ohio
 Robert Eddy (WPE8EQV), Newport, Ohio
 Robert French (WPE8FGH), Bellaire, Ohio
 Marlin Field (WPE8FRE), Benton Harbor, Mich.
 Robert Danilovich (WPE8PLF), River Rouge, Mich.
 Ray Fansler (WPE9CQC), Fairfield, Ill.
 Warren Nordgren (WPE9DGI), Waukegan, Ill.
 Howard Chapman (WPE9DJN), Chicago, Ill.
 Robert Schultz (WPE9GOU), Whiting, Ind.
 John Zumbaugh (WPE9GYM), Garrett, Ind.
 Dick McEachern (WPE9DWM), St. Louis, Mo.
 Jack Perolo (PY2FE1C), Sao Paulo, Brazil
 Fred Parsons (VE3PE1ZI), Welland Ont., Canada
 Bert Pestor (VE3PE9L), Sudbury, Ont., Canada
 D. Dawson (VE6PE4K), Penny, B. C., Canada
 Margaret Hinkson (VP4PE1B), Port of Spain, Trinidad & Tobago
 Grant Cooper (VP9PE1G), Smiths Parish, Bermuda
 W. W. Aker, Warwick, R. I.
 Larry Bauder, Oliver, B. C., Canada
 Alan Campbell, Pittsburgh, Pa.
 Joe Esser, New Kensington, Pa.
 John Fournelle, Bethesda, Md.
 Frank Germinario, Hoboken, N. J.
 Russell Hawkins, La Vergne, Tenn.
 Bruce Horlick, Los Angeles, Calif.
 Michael Poore, Bethesda, Md.
Radio New York Worldwide, New York, N. Y.
Sweden Calling DX'ers Bulletin, Stockholm, Sweden

NATION-WIDE TUBE CO.

024	6ANB	6DV4	6X4	12AX4
1A7	6AQ5	6DS	6X5	12AU7
183	6AU4	6E6	7A7	12AX7
1H5	6AU6	6K6	7B6	12BA6
6AV5	6AV5	6L6	7C8	12BE6
116	6AV6	6SC7	7C5	12BH7
1W5	6AW8	6SF7	7E6	12BY7
1R5	6AX4	6SG7	7F7	12C5
155	6BA6	6SH7	7Q7	12CA5
1U4	6BC5	6SJ7	7Y4	12L6
1X2	6BD6			12R5
1C4	6BH6			12SA7
2C4	6BK7			12SG7
2D54	6BL7			12SK7
2DV4	6BM6			12SQ7
3B26	6BQ5			12W6
3DT6	6BQ6			18FY6
3V4	6BQ7			18FX6
4BQ7	6C4			22DE4
5AT8	6CB6	6SK7	6AW8	25L6
5J6	6CD6	6SL7	6CG7	25Z6
5U4	6CE6	6SN7	6AU7	32L7
5Y3	6CF7	6SQ7	10DE7	50A5
6A7	6CM7	6UG7	11CY7	50C5
6AB4	6CG7	6UR	12AD6	50L6
6AC7	6DA4	6V6	12AF6	117L7
6AF4	6DE6	6W6	12AG6	117Z3
6AG5	6DK6	6W6	12AV6	
6AH4	6DS4			
6AL5				
6AM8				

For all type
TUBES

ANY TYPE NOT LISTED MAY ALSO BE ORDERED AT 33¢ each. (\$30 per 100)

\$30

per HUNDRED

1-YEAR GUARANTEE ON ALL TUBES Individually boxed CODE DATED BRANDED

100 only! Self Service Tube Checkers, U-test, Mercury, Shell etc. \$35.00. All good condition. FOB. Harrison N. J. Special offer expires Feb. 15, 1965

TERMS: Free Postage U.S.A. on prepaid orders. Add 50¢ for handling on orders under \$5. Send 25% deposit on C.O.D. orders. Send approx. postage on Canadian & foreign orders.
Money refunded in 5 days if not completely satisfied
Tubes are new, used or seconds are so marked.

NATION WIDE TUBE CO.
 406 HARRISON AVENUE, HARRISON, NEW JERSEY HU 4-9848

B.S. DEGREE IN 36 MONTHS

Small professionally-oriented college. Four-quarter year permits completion of Engineering or Business Administration degree in three years. Summer attendance optional. One-year Drafting-Design Certificate program. Founded 1884. Rich heritage. Excellent faculty. Small classes. Well equipped labs. New library. Residence halls. 200-acre campus. Graduate placement outstanding. Modest costs. Enter Jan., March, June, Sept. Write Director of Admissions, for Catalog and View Book.

TRI-STATE COLLEGE

36124 College Avenue Angola, Indiana

LEARN
MORSE
CODE

peterson publishing co., po. box 3021, sarasota, fla.

THE FIRST STEP is to commit the symbols to memory so that they can be recalled INSTANTLY. The fastest, easiest way to do this is with FLASH CARDS. Set 101 includes all symbols, plus Q-signals & color codes; Set 102 includes all ham abbrevs. Send \$1.50/set, or \$2.50 for both sets. to:

SCIENCE-ENGINEERING

ASSOCIATE & BACHELOR OF SCIENCE PROGRAMS

Get into fastest-growing fields of Physics, Mathematics, Engineering (Nuclear, Electronic, Electrical); also Engineering Technology (Nuclear, Electronic). Optional four-quarter, all-year schedule allows finishing four-year B.S. degree programs in 3 yrs.; A.S. degree in 1 yr.; A.A. degree in Electronics Technology in 1½ yrs. Send for Catalog P-19.

NORTHRIDGE COLLEGE OF SCIENCE & ENGINEERING

18758 Bryant St., Northridge, Calif.

INDEX

TO VOLUME 21

July-Dec., 1964

AMATEUR RADIO

Across the Ham Bands (Brier)	
Vertical Antennas: Straight and Simple	67 July
A Quick Look at the Heathkit SB-300 Receiver	85 Aug.
The Amateur Scene: Alaska and Washington, D.C.	79 Sept.
Bouncing Signals Off the Moon and Other Satellites	78 Oct.
Phony Phonetics	83 Nov.
Amateurs Aid in Search at Sea	75 Dec.
Classic Ham Circuits (Brier)	
Low-Pass Filter	69 July
Superhet Receiver	86 Aug.
SSB Transmitter	80 Sept.
CPO, Lamp Lighter (Pafenberg)	55 Aug.
DX'ing Jupiter (Gibson)	41 Aug.
Preamp, 6 Meter 7 and 2 (Tartas)	53 Aug.
Transmitter, Companion 6-Meter (Green)	53 Sept.
Wonderful World of Lids (Moon)	69 Dec.

AUTOMOTIVE ELECTRONICS

Auto Voltmeter Shows You'll Go (Tartas)	53 Dec.
Resistance Ignition Wire, Handling (Cohn)	52 Nov.
Transistor Ignition Circuits, More	56 July

CITIZENS BAND RADIO

CB Dilemma—A Solution (Ferrell)	78 Nov.
Buyer's Guide	59 Aug.
Microphones & Speech Accessories	63 Aug.
Transceivers	64 Aug.
Selective Calling Systems	73 Aug.
Test Equipment	74 Aug.
Antennas—Base and Mobile	74 Aug.
Ignition Noise Elimination	75 Aug.
Unique Accessories	75 Aug.
Golf Goes Walkie-Talkie (Coya)	70 July
Load Light, Stable (James)	82 Nov.
On the Citizens Band (Spinello)	
71 July, 90 Sept., 80 Oct., 80 Nov.	73 Dec.
R.F. Monitor/FS Meter (Apperson)	92 Nov.
Rules to Govern CB, New	55 Oct.
Transceiver (E. F. Johnson "Messenger III")	50 July
Transceiver (Lafayette HB-400)	85 Nov.

CONSTRUCTION

Amplifier, Bargain Page (Meyer)	69 Oct.
Audiotimer (Garner)	57 Nov.
AUX-9 (Charters)	65 Oct.
Bi-Coupler, For Better Sound (Weems)	64 Nov.
Blipper (Smith)	51 Sept.
Cartridge Diode Mount (Boyd)	82 Aug.
CB R.F. Monitor/FS Meter (Apperson)	92 Nov.
Christmas Lights Twinkle to Music (Wortman)	45 Dec.

CPO, Lamp Lighter (Patenberg)	55 Aug.
Crystal Set, Modern (Boyd)	53 July
Electronic Candles Dance and Glow (Taylor)	49 Nov.
Exalted Pot (Frantz)	71 Dec.
Family Message Center (Davidson)	79 Aug.
Fence Charger, Electric (Greenlee)	57 Dec.
Fido's Whistle-Controlled Flivvers (Smith)	47 Oct.
Out of Tune	20 Dec.
FM-TV Booster, Easily Built (Garner)	41 Nov.
Hil Volts, That Is (Chapel)	82 Aug.
Hi-Fi Interlock (Ulrick)	49 Aug.
Hi-Fi Volume Compressor-Expander (Russell)	41 Oct.
Hi-Lighter (Wels)	46 Sept.
I.F. Module Superheterodyne Pocket Receiver, Miniature (Caringella)	49 Dec.
Improving Audio Quality (Lves)	82 Nov.
Load Light for CB, Stable (James)	82 Nov.
Lullaby Box (Smith)	57 July
Metronome, Pocketable (Strella)	44 July
Nite Light, X-Line (Hudson)	57 Aug.
Power Supply, Light-Controlled—Second Thoughts (Snow)	70 Sept.
Preamp, 6 Meter 7 and 2 (Tartas)	53 Aug.
Receiver Muter, Zener (Chapel)	88 Aug.
Scope and VOM Calibrator, Inexpensive (Newhoff)	57 Oct.
SCR Motor Speed Control, Low-Cost	67 Dec.
Slim Twosome (Hufnagel)	63 Dec.
Sonar, Experimenting with (Meyer)	41 Sept.
Spookin' Light (Taylor)	67 Sept.
Stereo S'Lector (Otis)	73 Sept.
Out of Tune	20 Dec.
Stroboscope, Low-Power (Auyer)	61 Nov.
Tap Tap Temperature Taker (Smith)	39 July
TC, Big (Caringella)	29 July
TC, Li'l (Kaufman)	33 July
Transmitter, Companion 6-Meter (Green)	53 Sept.
Utiliamp—All-Purpose Audio Amplifier (Louis)	68 Dec.
Voltmeter, Field-Effect Transistor (Taylor)	45 July

DEPARTMENTS

Breakthroughs	16 Aug., 26 Sept., 26 Nov.
Letters from Our Readers	6 July, 6 Aug., 6 Sept., 6 Oct., 6 Nov., 6 Dec.
New Products	24 July, 24 Aug., 24 Sept., 22 Oct., 23 Nov., 22 Dec.
Operation Assist	18 July, 30 Aug., 30 Sept., 30 Oct., 14 Nov., 26 Dec.
Out of Tune	
C Bridge (November, 1963, p. 66)	12 July
Fido's Whistle-Controlled Flivvers (October, 1964, p. 49)	20 Dec.
Microphones (August 1964, p. 47-48)	20 Oct.
Stereo S'Lector (September, 1964, p. 75)	20 Dec.
WXCVR (January, 1964, p. 65)	12 July
POP'tronics Bookshelf	74 July, 36 Aug., 85 Oct., 30 Nov.
Tips and Techniques	14 July, 20 Aug., 14 Sept., 26 Oct., 94 Nov., 32 Dec.

FEATURE ARTICLES

Air Traffic, Tune In on (Lincoln)	58 Sept.
Antique Radio Collector, Ye (Rodrigues)	68 Oct.
Auto Voltmeter Shows You'll Go (Tartas)	53 Dec.
Babylon Battery (Salm)	51 July
Battle of the Bulbs (Kutschbach)	44 Aug.

Broadcast Band DX—Getting Started (Haskett)	53 Nov.
Carl and Jerry Adventures (Frye)	
Bee's Knees	62 July
A Jarring Incident	84 Sept.
The Electronic Bloodhound	76 Nov.
CB Buyer's Guide	59 Aug.
CB Dilemma—A Solution (Ferrell)	78 Nov.
Computers, New Job for (Wise)	46 Oct.
Cryogenics—Electronics' Frigid Frontier (Joseph)	41 Dec.
DX'ing Jupiter! (Gibson)	41 Aug.
Electronic Jewelry, Give Him (Wels)	56 Dec.
Electronics Primer (Moore)	52 Aug.
Fuel Cell, Fabulous (Salm)	47 Sept.
Golf Goes Walkie-Talkie (Coya)	70 July
Great Debate (Bensen)	76 Oct.
High Seas Calling (Marriner)	52 Oct.
Hobnobbing with Harbaugh (Harbaugh)	
Biocells—Revisited	64 Sept.
Microphones	46 Aug.
Out of Tune	20 Oct.
New Rules to Govern CB	55 Oct.
NEWS	72 Nov.
Not Cricket, Carolinel (Pooley)	38 July
100 Eyes to the Sky	56 Oct.
Quizzes (Balin)	
Bio-Electronic	49 July
Electronics Metals	75 Oct.
Transformer Winding	65 Dec.
Sick? Let a Computer Do the Diagnosis (Gibson)	45 Nov.
Skip, Hop, and Jump (Leinwoll)	73 Nov.
TV Screams	66 Dec.
Wind, Weather and Waldorf Salad (Erleben)	36 July
Wonderful World of Lids (Maon)	69 Dec.

HI-FI/STEREO AND AUDIO

Amplifier, Bargain Page (Meyer)	69 Oct.
Bi-Coupler, For Better Sound (Weems)	64 Nov.
Christmas Lights Twinkle to Music (Wortman)	45 Dec.
Hi-Fi Interlock (Ulrick)	49 Aug.
Hi-Fi Lab Check: Dynakit Stereo 35 Power Amplifier	83 Sept.
Hi-Fi Volume Compressor-Expander (Russell)	41 Oct.
Improving Audio Quality (Ives)	82 Nov.
Microphones	46 Aug.
Out of Tune	20 Oct.
Slim Twosome (Hufnagel)	63 Dec.
Stereo S'Lector (Otis)	73 Sept.
Out of Tune	20 Dec.

PHOTOGRAPHY

Audiotimer (Garner)	57 Nov.
Prolong Projector Lamp Life (Carlson)	60 Nov.
Tap Tap Temperature Taker (Smith)	39 July

PRODUCT REPORTS

CB Transceiver (E. F. Johnson "Messenger III")	50 July
CB Transceiver (Lafayette HB-400)	85 Nov.
Power Amplifier (Dynakit Stereo 35)	83 Sept.

SHORT-WAVE LISTENING

Air Traffic, Tune In on (Lincoln)	58 Sept.
Broadcast Band DX—Getting Started (Haskett)	53 Nov.
DX Country Awards Presented	102 Aug., 126 Nov.

DX States Awards Presented	
61 July, 114 Sept., 113 Oct., 105 Dec.	
DX'ing Jupiter! (Gibson)	41 Aug.
English-Language Newscast to North America	
60 July, 84 Aug., 66 Sept., 74 Oct., 90 Nov.,	80 Dec.
High Seas Calling (Marriner)	52 Oct.
Predicted Radio Receiving Conditions (Leinwoll)	81 Sept.
Satellites on the Air	75 July
Scientific Short-Wave Listening (Colby)	58 July
Short-Wave Monitor Certificate Application 86 July, 108 Dec.	
Short-Wave Report (Bennett)	
Notes from Your Short-Wave Editor's Desk	59 July
Blackballing Iron Curtain Countries—Right or	
Wrong?	83 Aug.
When Is a Verification Not a Verification?	65 Sept.
Which Receiver Should I Buy?	73 Oct.
Tuning in the "Beast of the Airways"	89 Nov.
Victor Sylvester and His Orchestra	79 Dec.
Skip, Hop, and Jump (Leinwoll)	73 Nov.

TELEVISION

FM-TV Booster, Easily Built (Garner)	41 Nov.
100 Eyes to the Sky	56 Oct.
TV Magnifier Uses New Principles (Kutschbach)	92 Nov.
TV Screams	66 Dec.

TEST EQUIPMENT

Auto Voltmeter Shows You'll Go (Tartas)	53 Dec.
CB R.F. Monitor/FS Meter (Apperson)	92 Nov.
Exalted Pot (Frantz)	71 Dec.
Hil Volts, That Is (Chapel)	82 Aug.
Power Supply, Light-Controlled—Second Thoughts	
(Snow)	70 Sept.
Scope and VOM Calibrator, Inexpensive (Newhoff)	57 Oct.
Stroboscope, Low-Power (Auyer)	61 Nov.
Utiliamp—All-Purpose Audio Amplifier (Louis)	68 Dec.
Voltmeter, Field-Effect Transistor (Taylor)	45 July

TRANSISTORS

Amplifier, Bargain Page (Meyer)	69 Oct.
Audiotimer (Garner)	57 Nov.
AUX-9 (Charters)	65 Oct.
Blipper (Smith)	51 Sept.
Christmas Lights Twinkle to Music (Wortman)	45 Dec.
Electronic Candles Dance and Glow (Taylor)	49 Nov.
Fido's Whistle-Controlled Flivvers (Smith)	47 Oct.
FM-TV Booster, Easily Built (Garner)	41 Nov.
I.F. Module Superheterodyne Pocket Receiver,	
Miniature (Caringella)	49 Dec.
Hi-Fi Interlock (Ulrick)	49 Aug.
Hi-Fi Volume Compressor-Expander (Russell)	41 Oct.
Ignition Circuits	56 July
Metronome, Pocketable (Stella)	44 July
Power Supply, Light-Controlled—Second Thoughts	
(Snow)	70 Sept.
Preamp, 6 Meter 7 and 2 (Tartas)	53 Aug.
Sonar, Experimenting with (Meyer)	41 Sept.
Spookin' Light (Taylor)	67 Sept.
Tap Tap Temperature Taker (Smith)	39 July
Transistor Topics (Garner)	
64 July, 76 Aug., 76 Sept., 60 Oct., 86 Nov.,	77 Dec.
Utiliamp—All-Purpose Audio Amplifier (Louis)	68 Dec.
Voltmeter, Field-Effect (Taylor)	45 July

POPULAR ELECTRONICS
December 1964
ADVERTISERS INDEX

READER SERVICE NO.	ADVERTISER	PAGE NO.
	American Institute of Engineering & Technology	96
1	Antenna Specialists Co.	25
2	Argos Products Company	81
3	Browning Laboratories, Inc.	105
4	Cadre Industries Corp.	103
	Capitol Radio Engineering Institute, The	7
	Cleveland Institute of Electronics	5, 21
43	Conar	86
5	Concord Electronics Corporation	4
	Coyne Electronics Institute	107
	DeVry Technical Institute	3
6	EICO Electronic Instrument Co., Inc.	40
7	Eastman Kodak Company	82, 83
8	Edmund Scientific Co.	92
9	Electro-Voice, Inc.	FOURTH COVER
10	Esse Radio Co.	99
11	Hallcrafters Co., The	12, 13
12	Heath Company	27, 29, 31, 33
42	Hi-gain Antenna Products Corp.	10
13	Intercontinental Electronics School Canada Ltd.	103
14	International Crystal Manufacturing Co., Inc.	96
15	Johnson Company, E.F.	20
	Johnson Company, E.F.	96
16	KLH Research and Development Corporation	THIRD COVER
17	Kuhn Electronics Inc.	92
46	LTV/University	87
41	Lafayette Radio Electronics	88, 89, 90
40	Metrotek Division of Regency Electronics	107
18	Miller Company, J.W.	108
19	Milwaukee School of Engineering	91
20	Mosley Electronics, Inc.	6
21	Multi-Elmac Company	94
44	Nation-Wide Tube Co.	109
	National Radio Institute	SECOND COVER, 1, 99
	National Technical Schools	16, 17, 18, 19
22	North American Philips Co., Inc.	30
	Northridge College of Science & Engineering	109
23	Nortronics	97
38	Olson Electronics Incorporated	32
	Peterson Publishing Co.	109
24	Poly Paks	102
25	Progressive "Edu-Kits" Inc.	95
39	RCA Electronic Components and Devices	23
	RCA Institutes, Inc.	34, 35, 36, 37
26	RaeCo, Inc.	32
45	Raytheon Mfg. Co.	11
27	Sams & Co., Inc., Howard W.	98
28	Scott Inc., H.H.	101
29	Shure Brothers, Inc.	14
30	Sonar Radio Corporation	93
31	Superscope, Inc.	8, 9
32	Texas Crystals	94
	Tri-State College	109
33	Turner Microphone Company, The	85
34	U.S. Army	39
	Valparaiso Technical Institute	107
35	Viking of Minneapolis, Inc.	26
36	Weller Electric Corp.	28
37	Xcelite Inc.	38

CLASSIFIED ADVERTISING 113, 114, 115, 116, 117, 118

The Wonderful World of Lids

(Continued from page 70)

the rig is working," Pheobus said hurriedly as he twisted dials, threw meters, and stepped on the accelerator.

"Whiskey baker two yellow banana peel, this is kay two brown spotted zebra. What say old man?"

"How do you know he's an old man?" I asked. "And is brown spotted banana peel a code name?" Pheobus just grimaced and looked pained as he listened to his microphone, waiting for a reply.

"Sorry brown spotted zebra," the voice came back. "I can barely read you—you're way down in the mud..."

Before I could ask him what this "mud" business was about, Pheobus went into action. "Cue are X there, I'm running in my bare feet. I'm switching over to the linear."

Pheobus' feet were not bare, but I thought it would be better not to remind him, for he was in a frenzy. Lights came on, dials began to spin, and the air smelled like ozone.

"How do you read me now, old man?" Pheobus asked the cyclotron.

"Sorry brown spotted zebra," said the voice. "Your sigz are three by four. Sorry I can't stick around as I have a sked coming up with Yankee victor three papa whiskey, and he'll be looking for me. Seventy-three. Kay two brown spotted zebra, whiskey baker two yellow banana peel is cue are zed."

"Three by four!" Pheobus raged. "He must be using a crystal set. Why that lid... I ought to..."

WHEN I left, Pheobus Sharney was seated morosely before his monster, staring out into space and occasionally mumbling something that sounded like "lid." I have pondered this term and the many others used during this strange, revealing session. Dictionaries do not seem to carry them.

I can only conclude that radio hams live in a world of their own, and have invented a special language to baffle casual intruders. To use their strange word of approval, I call it "The Wonderful World of Lids."

CLASSIFIED MARKET PLACE

COMMERCIAL RATE: For firms or individuals offering commercial products or services. 75¢ per word (including name and address). Minimum order \$7.50. Payment must accompany copy except when ads are placed by accredited advertising agencies. Frequency discount: 5% for 6 months; 10% for 12 months paid in advance.

READER RATE: For individuals with a personal item to buy or sell. 45¢ per word (including name and address). No Minimum! Payment must accompany copy.

GENERAL INFORMATION: First word in all ads set in bold caps at no extra charge. Additional words may be set in bold caps at 10¢ extra per word. All copy subject to publisher's approval. Closing Date: 5th of the 2nd preceding month (for example, March issue closes January 5th). Send order and remittance to: Martin Lincoln, POPULAR ELECTRONICS, One Park Avenue, New York, New York 10016.

FOR SALE

FREE! Giant bargain catalog on transistors, diodes, rectifiers, components. Poly Paks, P.O. Box 942, Lynnfield, Mass.

GOVERNMENT Surplus Receivers, Transmitters, Snooper-scopes, Parabolic Reflectors, Picture Catalog 10¢. Meshna, Nahant, Mass.

TRANS-NITION electronic ignition parts kit. Negative ground \$20.00. Coil, Manual special \$8.50. Manual \$2.00. Anderson Engineering, Wrentham, Massachusetts.

DIAGRAMS for repairing Radios \$1.00. Television \$2.50. Give make model. Diagram Service, Box 1151 PE, Manchester, Connecticut 06042.

ROCKETS: Ideal for miniature transmitter tests. New illustrated catalog, 25¢. Single and multistage kits, cones, engines, launchers, trackers, technical information, etc. Fast service. Estes Industries, Penrose 18, Colorado.

CB WPE QSL Cards, Samples Free. Radio Press, Box 24, Pittstown, New Jersey.

"SPECIAL! WPE-SWL-CB-QSL cards, 3 colors, \$2.50 per 100—Free Samples, Garth, Jutland, New Jersey."

TRANSISTORIZED Products Importers catalog, \$1.00, Intercontinental, CPO 1717, Tokyo, Japan.

CANADIANS—GIANT Surplus Bargain Packed Catalogs. Electronics, Hi-Fi, Shortwave, Amateur, Citizens Radio. Rush \$1.00 (Refunded). ETCO, Dept Z., Box 741, Montreal, CANADA.

TV CAMERAS, transmitters, converters, etc. Lowest factory prices. Catalog 10¢. Vanguard, 190-48 99th Ave., Hollis, N.Y. 11423.

WEBBER Labs. Transistorized converter kit \$5.00. Two models using car radio 30-50Mc or 100-200Mc, one Mc spread. Easily constructed. Webber, 40 Morris, Lynn, Mass.

SIMPLEX transistor system described February Popular Electronics. Complete kit quality components, \$15.00 Postpaid. Electromart, 1616 South 81st St., Milwaukee, Wisconsin 53214.

JAPAN & Hong Kong Electronics Directory. Products, components, supplies. 50 firms—just \$1.00. Ippano Kaisha Ltd., Box 6266, Spokane, Washington 99207.

WPE-CB-QSL cards—Brownie-W3CJI—3111A Lehigh, Allentown, Pa. 18103. Catalogue with samples 25¢.

INVESTIGATORS, free brochure, latest subminiature electronic surveillance equipment. Ace Electronics, 11500-L NW 7th Ave., Miami 50, Fla.

RECEIVE telephone calls in your car. 30 mile range. No FCC approval necessary. Easily built for few dollars. Attaches to car radio antenna. Plans \$2.00. Deeco, Box 7263-AD, Houston 8, Texas.

CONVERT any television to sensitive, big-screen oscilloscope. Only minor changes required. No electronic experience necessary. Illustrated plans, \$2.00. Relco Industries, Box 10563, Houston 18, Texas.

COMPLETE KNIFE catalog 25¢. Hunting, Pocket, Utility. Heartstone, Dept. ZD, Seneca Falls, New York 13148.

PRINTED CIRCUIT BOARDS. Hams, Experimenters. Catalog 10¢. P/M Electronics, Box 6288, Seattle, Wash. 98188.

TRANSISTOR ignition described June and October Popular Electronics, "Operation Pickup." Complete kit finest components quickly assembled. Guaranteed. Negative ground kits \$14.95 Postpaid. Positive ground \$19.95 Postpaid. Specify 6 or 12 volt when ordering. Electromart, 1616 S. 81st St., Milwaukee, Wis.

\$100.00 WEEKLY Spare Time Selling Banshee TS-30 Transistor ignition systems and coils. Big demand. Free money making brochure. Slep Electronics, Drawer 178ZD-PE, Ellenton, Florida 33532.

LASER: Hobbyists, experimenters, amateur scientists. Build your own coherent-light optical laser. Complete instructions, schematic diagrams and parts list. \$6.00. Same as above, diode laser. \$3.00. Technical Writers Group, Box 5501, State College Station, Raleigh, N.C.

ELECTRONIC and Photographic bargains. We buy, sell, trade. Highest prices paid. What have you? Free list. Transco, Box 13482, North County Branch, St. Louis 38, Mo.

DIAGRAMS Radios \$1.00 Televisions \$1.50. Schematics, 618 Fourth Street, Newark, New Jersey 07107.

15 DISTANCE One-tube plans—25¢; One-tube Handbook—50¢. Includes Transistor experiments, catalog. Laboratories, 1131-L Valota, Redwood City, Calif.

SALVAGE CIRCUIT BOARDS packed with dozens of transistors, diodes, miniature transformers, capacitors, etc. Assortment "A" \$5.00, "B" \$4.00, "C" \$3.00, all different, postpaid. ENGINEERING ASSOCIATES, 432 Patterson Road, Dayton, Ohio 45419.

WE SELL Construction Plans: \$35 Electronic Color TV Converter, Television Recorder, \$50 TV Camera, \$40 Automatic Telephone Answering Machine, \$50 Ultrasonic Dishwasher, \$15 Bell System Type Speakerphone, Phonevision, Private Eye Tail Transmitter, \$4.75 each. Telephone Extension in your car, Pushbutton Telephone Dialer, Police Radar Detector and Legal Jammer, \$3.00 each. Free Super Hobby Catalog. Don Britton Enterprises, 7906 Santa Monica Blvd., Hollywood, Calif. 90046.

SILICON Rectifiers—750ma diodes, Epoxy or Tophat (please specify) PIV 50—5¢, 100—7¢, 200—10¢, 400—15¢, 500—20¢, 600—25¢, *700—30¢, *800—38¢, *900—48¢, *Tophat only. Full leads, all tests, guaranteed. 10 Watt Silicon Zener studs, any voltage 5v—100v, \$1.25 ea. Nickel-Cadmium battery 6½ oz., 5"x2"x½", 5 amp. hrs., \$1.25 each. 150 Watt Germanium Power Transistors (Ignition) TO-3 case, 2N1046—100V—10A. \$1.50, 2N1907—100V—20A \$2.00. Min. Order \$2.00 Include Postage, Catalogue 20¢. Electronic Components Co., Box 2902A, Baton Rouge, La. 70821.

NEW Supersensitive transistor locators detect buried gold, silver, coins. Kits, assembled models. \$19.95 up. Underwater models available. Free catalog. Relco-A33, Box 10563, Houston 18, Texas.

CANADIANS, TRANSISTORS AND PARTS. Free catalogue contains reference data on 300 transistor. J. & J. Electronics, Box 1437, Winnipeg, Manitoba.

RAY GUN—Want to build a Laser? You can build one for about \$100. Complete blueprints and directions, \$9.95. M J Research Company, Dept. PE, 7110 Cedar, Shawnee Mission, Kansas.

INVESTIGATORS, keep in step with advancements in the art of electronics for the professional. Send \$1.00 for equipment brochure. WJS Electronics, 1525 North Hudson, Hollywood, California 90028.

MC GEE Radio Company. Big 1965 176 Page Catalog Sent Free. America's Best Values, HiFi—Amplifiers—Speakers—Electronic Parts. 1901 McGee Street, Dept. PE, Kansas City 8, Missouri.

CB QSL-WPE-SWL cards—Attractive 2 & 3 colors, glossy white. Call records books, Plastic card holders, Warning, Police, Gag, Call letter signs, Plastic badges, Maps, etc. Send 25¢ (refundable) for catalog No. 107. WOODY, 2611 Shendoah, St. Louis, Mo. 63104.

CB-WPE-QSL CARDS. New "FROSTALEEN" Paper. 16 SAMPLES, 25¢. Dick, W8VXK, 1996 P, M-18 Gladwin, Michigan 48624.

TELEPHONE Voice Switch: (LS-500). Actuates automatically and unattended any tape or wire recorder. Pictorial installation instructions included. \$23.75. Postpaid USA, WJS Electronics, 1525 No. Hudson, Hollywood, Calif.

COMPONENTS? Kits? Hardware? For catalogue write Trans-Vu-Pacs, Box 267, Chelsea, Mass. 02150.

RADIO-TV Tubes, free list. Surplus Electronic Parts, 2162 So. Broadway, Wichita 11, Kansas.

ANSA Fone Schematic \$2.00. Jerry Reeves, 1815 4th Street, Seabrook, N.J. 08303.

AUDIO plans for constructing tape degausser, crossover network, speaker relay \$1.00. Jef Enterprises, P.O. Box 968-A, Los Altos, Calif.

SPECIAL!!! 1000 Labels (Name, Call, Address) 69¢ ppd. JFK Postcards 3—50¢. Mladenka Sales, Flatonia, Texas 78941.

TRANSUDCERS! Barium titanate, first quality, 18 kc. range, \$3.00. Precision Associates, P. O. Box 20304, Grantville Station, San Diego, Calif.

C.B. TRANSCIEVER, 8 Channels, Newest American made, AC, DC, S Meter, many other features, Guaranteed, \$99.00, Agents wanted, good commission, small investment. G.M.P., Box 100 A, Millersville, Md.

FREE Brochure. CB-Hams. Transmitter effectiveness increased Ten times, "LEGALLY" with Speech Clipper/Filter \$24.50. Group Discounts. Sarron, Box 2584, Buffalo, New York 14225.

TV CAMERA Under \$40.00—Completely Transistorized Space Age Flying Spot Scanner—Schematics, Photographs, Plans—\$3.00. Science Project Catalog Free. Beck, 777 Ruth Drive, Newbury Park, Calif. 91320.

FLIP-FLOPS: Transistorized circuit mounted on a printed circuit board with plug-in connector. Operation up to 10,000 cps in set-reset or trigger mode. Can be used in counters, shift registers, and memories with no additional circuitry. \$3.87 complete. Send for free literature. KOMTRON, Box 275, Little Falls, N.J. 07424.

TUBES. Tremendous variety. Lists free. Steinmetz, 7519 Maplewood Avenue, Hammond, Indiana.

QSL'S \$1.75 up. 1965 Catalogue-samples 10¢. Longbrook, Box 393-Y, Quakertown, N.J.

F.M. WIRELESS Microphone \$35.95. Send for free Wholesale Electronic Parts Catalog. Sylvester Sales, P. O. Box 1151, Pawtucket, R.I.

BUY, Sell, Trade. 12 issues \$1.00. Philupl, 1225 Hillside, North Bergen, N.J.

SPEED MATH, make rapid calculations, amaze friends, \$1.00 Postpaid, Gustafson Publications, 41 Rockland Road, Auburn, Mass. 01501.

SAFGUARD PRIVACY! We sell equipment designed to detect electronic "bugs," wire-tapping and snooping devices. We do not sell "bugging" devices. Free Information. Dee-Equipment, Box 7263, Houston 8, Texas.

CONVERT Television to Oscilloscope and Signal Tracer. Plans \$1.00. Reagan, 1119 W. Maine, Enid, Oklahoma.

LONGER life for your television! Simple, easy instructions \$1.00. Lee Holmes, Box 641, Independence, Mo. 64052.

RESISTORS, NEWEST TYPE METAL-OXIDE FILM, 1/4, 1/2, 1 WATT \$.07-\$1.2 EACH, 18-470,000 OHMS RESISTOR KITS, COPPER CIRCUIT BOARD, CAPACITORS, BATTERY MOTORS, HIGH BARRIER TERMINAL BLOCKS, ETC. WRITE: FARNSWORTH ELECTRONIC COMPONENTS, 88 BERKELEY ST., ROCHESTER, N.Y. 14607

FREE catalog: Wholesale Electronic parts and equipment. Western Components, Box 2581, El Cajon, Calif.

110VAC 60cy from car generator. Powers lights, refrigerator, transmitter, receiver etc. Simple, easy to convert. Plans, \$2.00. Tedco, P.O. Box 12098, Houston, Texas 77017.

CIRCUIT BOARDS, build your "Poptronics" projects the modern space age way. Makes construction simpler, neater. Free Catalogue. Irving Electronics, Box 9222, San Antonio 4, Texas.

FACSIMILE Transceivers II-IF/TXC-I with power units PP-86E/TXC-I. Used, like new, tested, ready to use. Best offer. Dale E. McLaughlin, R.F.D. #7, Frederick, Md.

QSL-CB-SWL-CHRISTMAS CARDS PRINTED. SAMPLES 10¢. MARTIN, 828-F SCHUYLKILL AVENUE, READING, PENNA.

400:1 TRANSISTOR Ignition Coils \$6.97 each. 10 or more \$6.50 each. Free parts list. Alton Ignition, 2241 N.W. 33rd St., Oklahoma City, Okla.

CAN'T SLEEP? Use expensive or habit forming drugs? Excellent proven simple method for inducing sleep, 75¢. Bame, 3405 Sebring, Orlando, Fla. 32806.

SPECIAL OFFER! TV repairs made easy. Electronic experience unnecessary. Operation outline, symptom/repair, proper adjustment, discount information and much more. One service call saved pays for guide. Send \$2 to TVG, Box 3073, San Jose, Calif. 95116.

CATALOG of over 200 different slide rules, calculating aids. Send 10¢ Dyna-Slide, 600 South Michigan, Chicago, Ill. 60605.

SELECTED QUALITY TRANSISTOR IGNITION PARTS: 400:1 high-voltage epoxy COIL \$6.25, BALLAST RESISTOR 6V 0.25 ohm or 12V 0.70 ohm \$1.45, 15 amp 120V pnp IGNITION TRANSISTOR \$3.50, HEAT SINK with holes and anodized \$1.75, ZENER DIODE 75V or 110V \$2.50, 10 CIRCUIT DIAGRAMS \$1.00, complete FACTORY-ASSEMBLED SYSTEM \$16.95. ALL PRICES POSTPAID. Send check or money order to: INSTANTSPARK, P. O. BOX 5144, Sherman Oaks, Calif.

CB QSLs \$2.00 per 100 postpaid. Free sample. Hobby Print Shop, Umatilla, Fla. 32784.

PRINTED Circuit Boards. High Quality, Fast Delivery. Free Catalog and Sample. Leighton Electronics, Box 281, Leighton, Penna. 18235.

HIGH FIDELITY

"LOW, Low quotes: all components and recorders. HiFi, Roslyn 9, Penna."

HI-FI Components, Tape Recorders, at guaranteed "We Will Not Be Undersold" prices. 15-day money-back guarantee. Two-year warranty. No Catalog. Quotations Free. Hi-Fidelity Center, 1797 (P) 1st Avenue, New York, N. Y. 10028.

FREE! Send for money saving stereo catalog #P12E and lowest quotations on your individual component, tape recorder, or system requirements. Electronic Values, Inc., 200 W. 20th St., New York, N.Y. 10011.

PATENTS

INVENTIONS; Ideas developed for Cash/Royalty sales. Raymond Lee, 1606G Bush Building, New York City 36.

HAM EQUIPMENT

CBER'S, HAMS, SWL'S! Clipper-filter kit, \$10.99, wired \$14.99. GW-10, GW-11, GW-12 Preselector kits \$8.99, wired \$11.99. Free catalog. **HOLSTROM ASSOCIATES**, P. O. Box 8640-E, Sacramento, Calif. 95822.

TUBES

BEFORE You Buy Receiving Tubes, Test Equipment, HiFi Components, Kits, Parts, etc. . . . send for your Giant Free Zalytron Current Catalog, featuring Standard Brand Tubes: RCA, GE, etc.—all Brand new Premium Quality Individually Boxed, One Year Guarantee—all at Biggest Discounts in America! We serve professional servicemen, hobbyists, experimenters, engineers, technicians. Why Pay More? Zalytron Tube Corp., 469-E Jericho Turnpike, Mineola, N. Y.

TUBE Headquarters of the World! Free Catalog (tubes, electronic equipment) write! Barry, 512 Broadway, N.Y.C. 12.

7" TV test tube—\$6.99. Tubes—6146—\$2.95; 6211 (12AU7 equiv.) 39¢, 3 for \$1. Germanium diodes, tested, equiv. 1N34, 1N60 etc., 30 for \$1. Tophat silicon rectifiers, 750 MA—1000 piv 75¢. Transistors, tubes, resistors, condensers etc., bargain priced. Free catalog. **Arcturus Electronics**, Dept. ZD, 502-22nd St., Union City, N.J. 07087.

RADIO & T.V. Tubes—33¢ each. Send for free list. Cornell, 4213 University, San Diego, California 92105.

TAPE AND RECORDERS

TAPE Recorders, Hi-Fi, components, Sleep Learning Equipment, tapes. Unusual Values Free Catalog. Dressner, 1523PE, Jericho Turnpike, New Hyde Park 11, N. Y. **SAVE** 30-60% Stereo music on tape. Free bargain catalog/blank tape/recorders/Norelco speakers. Saxitone, 1776 Columbia Road, Washington, D. C.

RENT Stereo Tapes—over 2,500 different—all major labels—free brochure. Stereo—Parti, 1616-PE Terrace Way, Santa Rosa, California.

TAPE-MATES MAKES AVAILABLE TO YOU—ALL 4-TRACK STEREO TAPES—ALL LABELS—POSTPAID TO YOUR DOOR—AT TREMENDOUS SAVINGS. FOR FREE BROCHURE WRITE TAPE-MATES CLUB, 5280—P. W. PICO BLVD., LOS ANGELES, CALIF. 90019.

TAPE RECORDERS & TELEVISION SALE. Latest models, \$10.00 above cost. Arkay Sales, 22-03 Riverside Ave., Medford, Mass. 02155.

BEFORE Renting Stereo Tapes try us. Postpaid both ways—no deposit—immediate delivery. Quality—Dependability—Service—Satisfaction—prevail here. If you've been dissatisfied in the past, your initial order will prove this is no idle boast. Free Catalog. Gold Coast Tape Library, Box 2262, Palm Village Station, Hialeah, Fla 33012.

TAPE DECK MOTORS. Convert common motors to synchronous and torque motors, cheaply. Complete theory, methods \$3.85. Pepke Laboratories, 309-B West 19 St., N.Y.C., N.Y. 10011.

NEW! Tape automatic shutoff \$3.95. Also large reel adapters. Leroi Electronics, Marengo, Ill. 60152.

FREE! Tape Recording Handbook. Sarkes Tarzian's Galaxie tape. Pofe, 1716-PE Northfield, Muncie, Indiana.

PLANS AND KITS

BUILD Yourself! Fantastic 200 MPG Carburetor! V-8, Six, Etc! Patent Drawings, Description, \$5.00. FraDor, Lakeville 5, Indiana 46536.

LOW PRICE KITS HiFi, Experimenter, Science Fair, Parts. Write for List. Bonus Certificate. Brandwein Co., 306 W. 100 Street, NYC 10025, Dept. PED.

AUTOMATIC light switch. Control your garage light with your car headlights. Unique. Complete plans \$2.25. Seco, Box 7232, Grand Rapids, Mich. 49510.

BOOST ELECTRIC SHAVER PERFORMANCE! will run faster, smoother, plans 75¢. Bame, 3405 Sebring, Orlando, Fla. 32806.

AIR CONDITION YOUR AUTOMOBILE, electrically, simply and less than \$60.00 to assemble, with complete copyrighted details. Also receive **AUTOMOBILE BURGLAR ALARM** plans, 20 minute installation **PARTS INCLUDED**. \$3.00 to **PAR Industries**, Box 882, Jamaica, N.Y. 11431.

POWER OUTAGE ALARM visual, audible, also control emergency lighting, plans \$1.00. Bame, 3405 Sebring, Orlando, Fla.

3 WATT AMPLIFIER kit with corrected printed circuit board. Transistors and all components \$6.00 prepaid. See October, 1964 P.E. Send for free catalog of all semiconductors and components. Transistors Unlimited Company, 462 Jericho Turnpike, Mineola, N.Y.

LISTEN with **SHIRT POCKET VHF POLICE RECEIVER**. Plans \$2.00. **POWERFUL** hand **BROADCAST RADIO TRANSMITTER**. Plans \$1.50. Both easy to assemble. Otawa Sales, Box 627, Holland, Mich.

ELECTRONICS

HEAR Aircraft, Tower Emergencies, weather. Portable 9 Transistor AM-FM-VHF Aircraft receiver. Beautiful Black with Gold Trim. \$26.50. Free Details. Transco, Box 13482, North County Station, St. Louis 38, Mo.

REPAIRS AND SERVICES

TV Tuners rebuilt and aligned per manufacturers specification. Only \$9.50. Any make UHF or VHF. We ship COD. Ninety day written guarantee. Ship complete with tubes or write for free mailing kit and dealer brochure. **JW Electronics**, Box 51C, Bloomington, Indiana.

TELEVISION Tuners—Rebuilt Air Tested \$9.00 Plus Shipping. Guaranteed. Texas Tuners, Box 222, Robert Lee, Texas 76945.

METERS—Multimeters Repaired and Calibrated. Free estimates—Catalog. Bigelow Electronics, Box 71-E, Bluffton, Ohio.

EQUIPMENT

WALKIE-TALKIES—Communicate with friends, business associates, up to 5 miles. Service, construction, business, boating, hunting, Fire Dept., Police. Free Details. Sheirr Electronics Lab, Dept. G, 1182 Kenniston Ave., Los Angeles, Calif. 90019.

FREE Electronics Catalog. Tremendous bargains. Electronics, Department C-631D, Hewlett, N. Y. 11557.

PERSONALS

INVESTIGATORS, free brochure, latest subminiature electronic surveillance equipment. Ace Electronics, 11500-K NW 7th Ave., Miami 50, Fla.

ONLY \$35.92 Monthly repays \$800.00 (thirty payments). Borrow \$100-\$1,000 entirely by airmail. Write today. Bankers Investment Company, 92-A, Hutchinson, Kans.

ANSWERS to Questions in transistor theory. 10¢ per answer. Answers #15, 4513 Clara St., Bell, Calif.

"HYPNOTIZE . . . One word . . . One fingersnap," on stage. Satisfaction—or refund. \$2.00. Hypnomaster, Box 9309-E8, Chicago 90.

INSTRUCTION

LEARN While Asleep, hypnotize with your recorder, phonograph. Astonishing details, sensational catalog free! Sleep-Learning Association, Box 24-ZD, Olympia, Wash.

HIGHLY-EFFECTIVE Home study review for FCC Commercial phone exams. Free Literature! Cook's School of Electronics, Box 10682, Pittsburgh, Pa. 15235 (Established 1945, Jackson, Miss.)

FCC License in 6 weeks, First Class Radio telephone. Results Guaranteed. Elkins Radio School, 2603B Inwood, Dallas, Texas.

DRAFTING, Blueprint reading, schematics. Send \$2.00 first lesson. Complete home course \$25.00. Prior Inc., 23-09 169 St., Whitestone 57, N.Y.

BE Your Own Television Repairman! Instruction Book, \$1.25. Abrilz, Westhampton Beach, N.Y. 11978.

LEARN ELECTRONIC ORGAN SERVICING at home all makes including transistors experimental kit—trouble-shooting. Accredited NHSC, Free Booklet. Niles Bryant School, 3631 Stockton, Dept. A, Sacramento 20, Calif.

PLATING

ELECTROPLATING Kits for Hobbyists. \$3.95 Postpaid. Details. Miniplating, Middleboro, Mass.

INVENTIONS WANTED

INVENTORS! Don't sell or license your invention for cash or royalties until you receive our offer. Financial assistance available. For free information write, Dept. 71, International Invention Institute, 17 Park Row, New York 38, N.Y.

INVENTIONS wanted. Patented; unpatented. Global Marketing Service, 2420-P 77th, Oakland 5, Calif.

INVENTORS. We will develop, help sell your idea or invention, patented or unpatented. Our national manufacturer clients are urgently seeking new items for outright cash sale or royalties. Financial assistance available. 10 years proven performance. For free information, write Dept. 41, Wall Street Invention Brokerage, 79 Wall Street, New York 5, N.Y.

INVENTORS! Convert your idea into cash. Let us help you get the highest possible price for your patented or unpatented invention. For free details about our personalized services, write Hanover Invention Brokerage, Dept. 215, 120 Liberty St., N.Y. 6, N.Y.

GOVERNMENT SURPLUS

FREE "HOW TO BUY GOVERNMENT SURPLUS INFORMATION" with 20 pounds of New Surplus Electronic Equipment. Tubes, Transistors, Motors, Relays and countless other valuable components. \$1,000.00 Government Value for \$4.95. Send \$1.00 Shipped C.O.D. Booklet Only \$5.0. Evergreen Electronics, P.O. Box 2233, Everett, Wash. 98202.

GOVERNMENT Surplus. Complete Sales Directory \$1.00. Surplus Publications, Box 45781E, Los Angeles 45, Calif. **"GOVERNMENT SELLS"**—Surplus Electronics; Oscilloscopes; Transceivers; Test Equipment; Radar; Walkie-Talkies; Boats; Jeeps; Aircrafts; Misc.—Send For—"U.S. Depot Directory-Procedure"—\$1.00—Service, Box 425 (ZE), Nanuet, N.Y.

JEEPS — \$62.50, TRANSMITTERS — \$6.18, Typewriters — \$4.15, Walkie-Talkies, Oscilloscopes, Multimeters. Typical Surplus Prices. Exciting Details Free. Enterprises, Box 402-B8, Jamaica 30, New York.

JEEPS \$64.50 . . . Boats \$6.18 . . . Typewriters \$4.15 . . . Airplanes, Electronics Equipment, 100,000 Bargains Typically Like These Direct From Government in Your Area. For Complete Directory and Surplus Catalog Send Only \$1.00. Surplus Service, Box 820-J, Holland, Michigan.

CLASSIFIED ADVERTISING ORDER FORM

Please refer to heading on first page of this section for complete data concerning terms, frequency discounts, closing dates, etc.

1	2	3	4	5
6	7	8	9	10
11	12	13	14	15
16	17	18	19	20
21	22	23	24	25
26	27	28	29	30
31	32	33	34	35

Words { @ 45¢ (Reader Rate) } = \$ _____
 { @ 75¢ (Commercial Rate) }

Insert _____ time(s) Total Enclosed \$ _____

NAME _____

ADDRESS _____

CITY _____ ZONE _____ STATE _____

Signature _____

WORD COUNT: Include name and address. Name of city (Des Moines) or of state (New York) counts as one word each. Zone or Zip Code numbers not counted. (Publisher reserves right to omit Zip Code if space does not permit.) Count each abbreviation, initial, single figure or group of figures or letters as a word. Symbols such as 35mm, COD, PO, AC, etc., count as one word. Hyphenated words count as two words.

PE-1264

BOOKS

AUTHORS! Learn how to have your book published, promoted, distributed. **FREE** booklet "ZD," Vantage, 120 West 31 St., New York 1.

FREE Book. Prophet Elijah Coming Before Christ. Wonderful Bible Evidence. PE Megiddo Mission, Rochester 19, N.Y.

1,000,000 BOOKS! Bargains! Catalog—dime. Treasure-Site, 6990 Aberdeen, Upper Darby, Pa. 19082.

PUBLISH your book! Join our successful authors: publicity advertising promotion, beautiful books. All subjects invited. Send for free appraisal and detailed booklet. Carlton Press, Dept. ZDL, 84 Fifth Avenue, N.Y.C. 11.

FREE 48 Page Catalog of Electronic And Aerospace Books. Aero Publishers, Inc., 329 Aviation Road (PE), Fallbrook, Calif. 92028.

BOOKLET, Announcing Careers \$1.00. Radio Advertising and Communications, Box 3364, Anaheim, Calif.

BOOKS 2000 Subjects Catalogs 10¢. Myers Book Service, Marquand, Mo. 63655.

MAGAZINES

ELECTRON is A Brand New Electronics Hobbyist Magazine. Free Sample Copy. Electron, Box 796, Montreal, Canada.

MUSIC

ACCORDIONS, GUITARS, BAND INSTRUMENTS! Save ½. Famous makes, free home trial. Easy terms. Trades. Free Discount catalogs. Mention instrument. International Music Mart, Dept. PE, 5535 Belmont, Chicago 41.

POEMS wanted for songs and records. Send poems, Crown Music, 49-RB West 32, New York 1.

SWISS Musical Movements. Electrical, Mechanical. Spielman, 131 West 42nd St., New York 10036.

PLASTICS

NEW Liquid Casting Plastic, clear, colors, Embed real flowers, butterflies, photos, coins. Send 25¢ for two handbooks, "How to Cast Liquid Plastics" and "How to Earn Extra Money at Home." Castolite, Dept. 108-P, Woodstock, Illinois.

HYPNOTISM

FREE Hypnotism, Self-Hypnosis, Sleep Learning Catalog! Drawer H400, Ruidoso, New Mexico 88345.

HYPNOTISM ILLUSTRATED Can Make Anyone an Authority Overnight. \$2.00. William Freytag, 75 Hall, Newark, Ohio.

WANTED

CASH Paid! Unused tubes, electronic equipment. Barry, 512 Broadway, N.Y.C. 12.

QUICKSILVER, Platinum, Silver, Gold. Ores Analyzed. Free Circular. Mercury Terminal, Norwood, Mass.

VOMAX v.t.v.m. State condition; price delivered. "LONG'S" S. Carroll, Frederick, Md.

DEALERS for \$12.95 Transistor Intercoms. SEDCO Mfg. Co., Dept. PE-1, P. O. Box 52415, New Orleans, La.

RECORDS

DISCOUNT Records, All Labels—Free List. Write Cliff House, Box 42-H, Utica, N.Y.

FOR SWL's! New 12" LP 33 1/3 **SHORTWAVE LISTENERS' RECORD.** Over 40 minutes of station I.D. announcements, interval signals, anthems from 18 countries including Solomon Islands, Malagasy, Sudan, others! Hear the important station identifying characteristics. Improve your tuning and listening technique! Only \$3.95 prepaid U.S. \$4.75 outside U.S. **SWL RECORDS**, 4017 Jackson Ave., Culver City, Calif.

SATIRE, "A Civil Rights Fable," \$3.25. **SOUNTAGE**, Box 176, Levittown, New York 11756.

"AMERICA'S MEN IN SPACE" Recorded story of Project Mercury on a 12" HiFi LP. Contains countdown, blastoff, conversations between Astronauts in orbit. Narration and background by Col. "Shorty" Powers. From official NASA tapes. From Blastoff to recovery "YOU ARE THERE." Mono CMS 1000—\$3.98. Stereo CMS 71000—\$4.98 Postage Free. CMS Records, Inc. 14 Warren St., New York, N.Y. 10007.

PHOTOGRAPHY—FILM, EQUIPMENT, SERVICES

MEDICAL Film—Adults Only—"Childbirth"—1 reel 8mm. \$7.50—16mm \$14.95. International-E, Greenvale, L.I., New York.

SCIENCE Bargains—Request Free Giant Catalog "CJ"—148 pages—Astronomical Telescopes, Microscopes, Lenses, Binoculars, Kits, Parts. War surplus bargains. Edmund Scientific Co., Barrington, New Jersey.

EDUCATIONAL OPPORTUNITIES

LEARN While Asleep. Remarkable, Scientific, 92% Effective. Details Free. ASR Foundation, Box 7021, Dept. e.g., Lexington, Kentucky.

PRINTING

1965 DESK Calendars, your name, call, address, three \$1.00—Morgan Printing, 443 Euclid, Akron, Ohio 44307-4.

BOOK Printing. Lowest cost. Paperbacks or hard covers. Catalog free. Addams Printers, 30 West Washington, Chicago, Ill. 60602.

PHOTOGRAPHS

PHOTOGRAPHERS ATTENTION! Photographs and transparencies wanted—To \$500.00 each. Valuable information—Free. Write Intraphoto-PE, Box 74607, Hollywood 90004.

BUSINESS OPPORTUNITIES

INVESTIGATE Accidents—Earn \$750 to \$1,000 monthly. Men urgently needed. Car furnished. Business expenses paid. No selling. No college education necessary. Pick own job location. Investigate full time. Or earn \$6.44 hour spare time. Write for Free Literature. No obligation. Universal, CZ-12, 6801 Hillcrest, Dallas 5, Texas.

VENDING Machines—No Selling. Operate a route of coin machines and earn amazing profits. 32-page catalog free. Parkway Machine Corporation, 715PE Ensor Street, Baltimore 2, Md.

HOW AND WHERE to Raise Capital. Details Free. Financial, Box 785-H, Springfield, Mo. 65801.

ELECTROPLATING Equipment and supplies. All types for home workshops and industrial. Send \$1.00 (refundable) for equipment guide, formulas, operating data, catalog. HBS Equipment Division 90, 3445 Union Pacific Ave., Los Angeles 23, California.

I MADE \$40,000.00 Year by Mailorder! Helped others make money! Start with \$10.00—Free Proof. Torrey, Box 3566-N, Oklahoma City 6, Oklahoma.

AMAZING MAIL ORDER PROFITS using proven methods. Research, 3207-H Southern Hills, Springfield, Mo. 65804.

FREE REPORT: "609 Unusual, Successful Businesses." Box 122-ZDA, Wheeling, Ill.

HIGH Weekly Earnings! Address—mail letters featuring real merchandise. Get \$10 with every order—keep \$8 profit. Supplies furnished. Free particulars. Modern Merchandising, Box 357, Oceanside, New York.

SELL CB EQUIPMENT—Dealerships available to aggressive people who can sell Citizens Band Radio full or part time. Knox Electronic, Dept. 194, Galesburg, Ill. 61401.

EARN Big Money! Learn Electric Appliance Repairing at home in your spare time. How to use Christy Electronic Trouble Tracer to make repairs. Make \$5-6 per hour in kitchen or basement. Pay later. Send for Free Book. Christy Trades School, 3214 W. Lawrence, Dept. A-2014, Chicago 60625.

WANT To Make Big Money At Home? \$10.00 profit in an hour possible with Invisible Mending. Make tears, holes disappear from clothing, fabrics. Steady year-round demand from cleaners, laundries, homes. Details Free. Fabricron, 1572 Howard, Chicago 26, Ill.

SENSATIONAL new longer-burning Light Bulb. Amazing Free Replacement Guarantee—never again buy light bulbs. No competition. Multi-million dollar market yours alone. Make small fortune even spare time. Incredibly quick sales. Free sales kit. Merlite (Bulb Div.), 114 E. 32nd, Dept. C-236D, New York 16.

MONEYMAKING mailorder opportunities. Details free. Litton, P.O. Box 332D, Randallston, Maryland.

FREE Book "990 Successful, Little-Known Businesses." Work home! Plymouth-717P, Brooklyn 4, N.Y.

PIANO Tuning learned quickly at home. Tremendous field! Musical knowledge unnecessary. Information free. Empire School of Piano Tuning. Dept. PE, Box 327, Shendoah Station, Miami, Florida 33145. (Founded 1935.)

COINS

TWENTY page #27 Retail price list of USA and Canadian coins 10¢. Our retail selling prices on thousands of coins and coin collectors supplies. Bryson Incorporated, 612-Z White, Toledo 5, Ohio.

HELP WANTED

EARN Extra money selling advertising book matches. Free samples furnished. Matchcorp, Dept. MD-124, Chicago 32, Illinois.

EMPLOYMENT INFORMATION

FOREIGN Employment. Construction, other work projects. Good paying overseas jobs with extras, travel expenses. Write only: Foreign Service Bureau, Dept. D, Bradenton Beach, Florida.

FOREIGN—U.S.A. Hot listings. All-year jobs now hiring. Transportation. Family relocation. Stamped returnable envelope. Global, Box 286-W, Oroville, Calif.

FOREIGN U.S. employment. Big construction projects. All trades. Salaries up to \$1,600 monthly with travel expenses, extras. Write only: Foreign U.S. Employment Bureau, Dept. D-8, The State Building, Portland, Maine.

ESCAPE jobs forever! Unusual plans show how? Ellenco, Virgil 4, Ont. Canada.

MOVIE FILMS

SOLVE YOUR GIFT PROBLEMS—TREAT YOURSELF, TOO! 8mm Instructional Sport Films—each 50' Continuous Action: four GOLF lessons (woods, short irons, long ball, cure slice). Instruction by JOHNNY REVOLTA and MICKEY WRIGHT; Three BOWLING Lessons (4-step method by Fazio & Ladewig; 5-Step by Nagy); DOG TRAINING by WILLIE NECKER. Only \$2.99 each PPD.—any 4—\$10.99, all 8—\$19.99. SPORTLITE FILMS, 20-PE North Wacker Drive, Chicago, Ill. 60606.

REAL ESTATE

FLORIDA Water Wonderland—Homesites, Cottagesites, Mobilesites, Established area. \$390 full price, \$5.00 month. Swimming, fishing, boating. Write, Lake Weir, 38bf, Silver Springs, Fla. Ad 6-1070 (F-1)

FREE! Big illustrated Catalog! Top values coast to coast, 25 states! Farms, Ranches, Homes, Businesses, Waterfront, Recreation, Retirement properties. United Farm Agency, 612-B West 47th St., Kansas City, Mo. 64112. PLaza 3-4212.

STAMPS

FREE! 25 Egypt, 10¢ handling. Approvals, Bellet P.E.G., Hazel Park, Michigan 48030.

1000 WORLD stamps, all different, send 3 dollars. Sinclair Stamp Agency, 144 Victoria St., Potts Point, Sydney, Australia.

DETECTIVES

DETECTIVE Opportunities. Experience unnecessary. Write, Wazgner, 125 West 86th, New York 10024.

MISCELLANEOUS

FREE Catalog of Unique and decorative gift items. James Leonhardt, 912 9th St., Brookings, S. Dakota.

HYPNOTIZE UNNOTICED! PATENTED new hand device makes you a Hypnotist first day or refund! Hypnotist's Handbook included! \$2.00. Hypnosis Foundation, Box 487, La Mesa 9, California.

NEW Vortex theory for atoms and elementary particles as a unique and satisfactory structural explanation for the entire Periodic Table. Nuclear theory scrutinized and rejected. 1963 edition. 25¢ postpaid. C. F. Krafft, 4809 Columbia Road, Annandale, Virginia, 22003.

HYPNOTIZE secretly, cleverly, one glance . . . or money-back. \$2. Elton's, Box 18223-PE2, Indianapolis, Indiana, 46218.

BEERS, PEACH BRANDY, WINES—Strongest Formulas, \$2.00. (Complete Brew Supplies: Hydrometers, Presses, Crushers). Research Enterprises, 29-D Samoset Road, Woburn, Mass.

DICE SECRET FREE! Probabilities, NOT odds! Sammars, Box 680, Shreveport, Louisiana 71102.

FREE song 'Hit' copy. Postcard: Nurdyke Publishers. 6000-3 Sunset, Hollywood, Calif. 90028.

SELF-HYPNOSIS in one evening or pay nothing. Full instructions only \$2.00. Elton's, Box 18223-PE3, Indianapolis, Indiana 46218.

STAMMER—Stutter—No More. (Dr. Young.) Write: Gaucho, Box 9309-EB, Chicago 90.

GERMAN MANUFACTURERS DIRECTORY 500 pages—\$4.95—Burke Associates, Manchester, Mass.

RUBBER STAMPS, 30 page CATALOG 25¢, Lincoln, Box 1018E, Southgate, Michigan 48195.

NOW from KLH . . .

The Model Seventeen



If you know what it takes to build a fine speaker system, you will truly appreciate KLH's new Model Seventeen. Here is a speaker that delivers a quality of performance we believed unattainable at a price we considered impossible just a few years ago. At \$69.95*, the Seventeen brings together all of the know-how, all of the advances in speaker design which KLH has pioneered in the past several years.

Model Seventeen is an 8 ohm, full-range, two-way, acoustic suspension loudspeaker system. It has a 1 $\frac{3}{4}$ " direct radiator tweeter with elastomeric suspension and a 10", long-excursion woofer. The enclosure is handsome oiled walnut — 11 $\frac{3}{4}$ "W x 23 $\frac{3}{4}$ "H x 8 $\frac{1}{4}$ "D. The Seventeen

is field serviceable. The grille cloth can be changed in a snap. The LCR crossover network is designed as an integral part of the system and permits an increase or decrease of 2.5 db in the high frequency level without acoustical 'shelving'. The Seventeen has, by far, the lowest harmonic distortion in the bass of any speaker in its price range.

But no description of the Seventeen, no matter how detailed, can tell you how it sounds. You've got to hear it. Only then will you be able to understand what an unusual achievement the Seventeen is, in high performance at low cost. The Seventeen is at your dealer's now. Listen to it. We think you'll agree it's the breakthrough speaker of the year.

**Suggested retail; slightly higher on the west coast.*



KLH RESEARCH AND DEVELOPMENT CORPORATION
30 CROSS STREET, CAMBRIDGE 39, MASSACHUSETTS



The Most Sweeping Change in Speaker System Design... Starts with the New E-V FOUR!

Until now, there have been just two ways to determine the absolute quality of a speaker system: the scientific method, and the artistic approach. But each, by itself, has not proved good enough.

The scientist, with the help of impersonal equipment, charts and graphs, has strived to obtain the finest possible measured results. If the figures were right, then it *had* to sound right, and anyone disagreeing was dismissed as "not objective". But often, two speakers measured substantially the same, yet sounded quite different.

On the other hand, the artistic school of loudspeaker design has depended on the judgement of a handful of experts whose "golden ears" were the final yardstick of perfection. If you didn't agree with the experts, your ear was "uneducated" and not discriminating. But too often the measured response of the expert's system fell woefully short of reasonable performance—proof that even trained listeners can delude themselves when listening to loudspeakers.

Now, with the introduction of the E-V FOUR, Electro-Voice has pioneered a blend of the best features of both measurement methods to lift compact speaker performance to a new level of quality. It wasn't easy. The use of both techniques required extensive facilities, something E-V enjoys in abundance.

For instance, E-V has one of the industry's largest, most completely-equipped laboratories for the study

of acoustical performance. Actually, the E-V engineering staff alone is larger than the entire personnel complement of many other speaker firms. In the E-V lab, measurement of speaker performance can be made with uncommon precision. And the interpretation of this data is in the hands of skilled engineers whose full time is devoted to electro-acoustics.

But beyond the development of advanced scientific concepts, E-V embraces the idea that a thorough study of the subjective response to reproduced sound is essential. E-V speakers must fully meet both engineering and artistic criteria for sound quality. Where we differ from earlier efforts is in greatly increasing the sample of expert listeners who judge the engineering efforts.



E-V FOUR components include 12" acoustic suspension woofer | Ring-diaphragm mid-range driver | 5" dynamic cone tweeter | Etched circuit crossover

ELECTRO-VOICE, INC.
Dept. 1244P, Buchanan, Michigan

