


Fuel Cells: How They'll Power Your Car

POPULAR SEPTEMBER 1964 ELECTRONICS

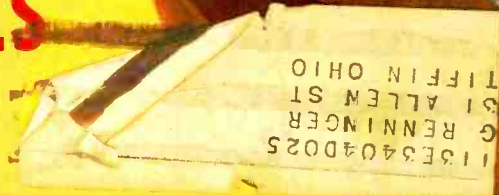
35
CENTS

**Build Stereo S'lector ■ 6-Meter Ham
Transmitter ■ Light-Controlled
Power Supply ■ Tune In on Air Traffic
■ Build the Blipper ■ Set Up a Hallo-
ween Spookin' Light ■ Report on DX
and Short-Wave Conditions
This Fall ■ Dynakit Stereo 35
Lab Check**



Transmitting On
ULTRASONICS

(see page 41)





ELECTRONICS COMES ALIVE WITH CUSTOM TRAINING KITS

You get your hands on actual parts and use them to build, experiment, explore, discover. NRI pioneered and perfected the "home lab" technique of learning at home in spare time. Nothing is as effective as learning by doing. That's why NRI puts emphasis on equipment, and why it invites comparison with equipment offered by any other school. Begin now this exciting program of practical learning created by NRI's Research and Development Laboratories. It's the best way to understand fully the skills of the finest technicians—and make their techniques your own.



GET A FAST START WITH NRI'S ABSORBING, NEW ACHIEVEMENT KIT

Delivered to your door—everything you need to make a significant start in the Electronics field of your choice! This new starter kit is an outstanding, logical way to introduce you to NRI training kits . . . an unparalleled example of the value of NRI home-study training. What's in it? Your first group of lesson texts; a vinyl desk folder to hold your study material; the industry's most complete Radio-TV Electronics dictionary; valuable reference texts; lesson answer sheets; pre-addressed envelopes; pencils; pen; engineer's ruler, and even a stage. No other school has anything like it.

"BITE-SIZE" LESSON TEXTS PROGRAM YOUR TRAINING AT HOME

Certainly, lesson texts are necessary. NRI's programmed texts are as simple, direct and well illustrated as 50 years of teaching experience can make them. They are carefully programmed with NRI training kits to make the things you read about come alive. You'll experience all the excitement of original discovery.

HOBBY? CAREER? PART-TIME EARNINGS? MAIL COUPON TO NRI

Whatever your reason for wanting to increase your knowledge of Electronics . . . whatever your education . . . there's an NRI instruction plan to fit your needs. Choose from three major training programs in Radio-TV Servicing, Industrial Electronics and Communications or select one of seven NRI courses in specialized subjects. Mail coupon for NRI catalog. Find out how you can train at home this exciting, rewarding way.

DISCOVER THE EXCITEMENT OF NRI ELECTRONICS TRAINING

Founded 50 years ago—in the days of wireless—NRI pioneered the "learn-by-doing" method of home-study. Today, NRI is the oldest, largest home-study Electronics School, offering the kind of instruction that makes learning exciting, fast. You build, test, experiment, explore. Whatever your interest, your need, your education, investigate the wide variety of NRI training plans . . . find out about the NRI Achievement Kit. Cut out and mail the postage-free card now. No salesman will call. NATIONAL RADIO INSTITUTE, Electronics Division, Washington, D.C. 20016.

50 YEARS OF LEADERSHIP IN ELECTRONICS TRAINING

Pick your field of ELECTRONICS

NOW NRI OFFERS YOU 10 WAYS TO TRAIN AT HOME IN SPARE TIME

Any training—if it is to be worth your time and money—must give you the knowledge and the skills you seek, the knowledge and the skills employers want. That's why NRI puts emphasis on providing a *choice* of carefully developed training plans in Electronics. NRI now offers you 10 ways to train at home . . . 10 ways to meet the challenge of today's job market by training with NRI for a career in Electronics, for part-time earnings, or

simply for developing a new, fascinating hobby. The proof of the quality of NRI training plans is in its record of tens of thousands of successful graduates and the reputation NRI holds throughout the Electronics industry. Move ahead now in this exciting, growing field. Select the training plans of most interest to you and mail the postage-free card today. NATIONAL RADIO INSTITUTE, Electronics Division, Washington, D. C. 20016.



TELEVISION-RADIO SERVICING

Complete training from basic fundamentals of electricity to home entertainment equipment. You learn to fix radios, hi-fi and stereo sets, black-and-white and color TV, etc. A profitable field full or part-time.



INDUSTRIAL-MILITARY ELECTRONICS

From basic principles to computers. A comprehensive training plan that teaches you the fundamentals, then takes you into such modern-day miracles as servos, telemetry, multiplexing, phase circuitry, other subjects.



COMPLETE COMMUNICATIONS*

Designed to teach and provide you with actual practice in operation, service and maintenance of AM, FM, and TV broadcasting stations. Also covers marine, aviation, mobile radio, facsimile, microwave, radar.



FCC LICENSE*

Specifically designed short course to prepare you for your First Class FCC Radiotelephone License examinations. You begin with fundamental Electronic principles, advance to required subjects covering equipment, procedures.



MATH FOR ELECTRONICS

A brief course for engineers and technicians who need a quick review of essential mathematics used in industry, communications, in government jobs. Basic arithmetic review, short-cut formulas, modern digital number systems, much more.



BASIC ELECTRONICS

A concise course to teach modern Electronic terminology and components. A wealth of practical, useful information to help you better understand the field, give you some technical knowledge. For anyone who wants a basic understanding of Radio-TV Electronics.



ELECTRONICS FOR AUTOMATION

Not for beginners, but for men with some fundamental knowledge of Electronics who want an understanding of Automation in present use. Covers process control, ultrasonics, telemetering and remote control, electromechanical measurements, other subjects.



AVIATION COMMUNICATIONS*

Prepares you to install, maintain, service aircraft communications equipment. Covers direction finders, ranges, markers, Loran, Shoran, Radar, landing systems. Earn your First Class FCC License with Radar Endorsement.



MARINE COMMUNICATIONS*

Covers transmitters, direction finders, depth indicators, radar, sonar, other equipment used on commercial ships and pleasure boats. Prepares you for First Class FCC License with Radar Endorsement.



MOBILE COMMUNICATIONS*

Learn to install and maintain mobile equipment and associated base stations. Covers transmitters and receivers used by police and fire departments, public utilities, construction firms, taxis, etc. Prepares for First Class FCC License.

*NOTE: You must pass your FCC License exams (any Communications course) or NRI refunds in full the tuition you have paid.

Our 50th Year of Leadership in Electronics Training



POPULAR ELECTRONICS



POPULAR ELECTRONICS is Indexed
in the Readers' Guide
to Periodical Literature

This month's cover photo by Bruce Pendleton

VOLUME 21 SEPTEMBER, 1964 NUMBER 3

Special Construction Feature

Experimenting with Sonar.....	Daniel Meyer	41
<i>This simple ultrasonic transmitter lets you transmit voice or music over an inaudible sound beam, or experiment with sonic radar</i>		

Construction Projects

Hi-Lighter	Byron G. Wels	46
The Blipper.....	Norbert Smith, W5MQL	51
Spookin' Light.....	Jeff H. Taylor	67
Advanced Experimenter's Corner: Light-Controlled Power Supply— Second Thoughts.....	Brian C. Snow	70
Stereo S' Lector.....	Alton B. Otis, Jr.	73

Amateur, CB, and SWL

Companion 6-Meter Transmitter.....	Charles Green, W3IKH	53
Short-Wave Report: When Is a Verification Not a Verification?.....	Hank Bennett, W2PNA	65
English-Language Newscasts to North America.....		66
Across the Ham Bands: The Amateur Scene— Alaska and Washington, D.C.	Herb S. Brier, W9EGQ	79
Predicted Radio Receiving Conditions.....	Stanley Leinwoll	81
On the Citizens Band.....	Matt P. Spinello, KHC2060	90
DX States Awards Presented.....		114

Electronic Features and New Developments

The Fabulous Fuel Cell.....	Walter G. Salm	47
Tune In on Air Traffic.....	Marshall Lincoln	58
Hobnobbing with Harbaugh: Biocells—Revisited.....	Dave Harbaugh	64
Transistor Topics	Lou Garner	76
Hi-Fi Lab Check: Dynakit Stereo 35 Power Amplifier.....		83
A Jarring Incident (a Carl and Jerry Adventure).....	John T. Frye, W9EGV	84


Departments

Letters from Our Readers.....	6
Tips and Techniques.....	14
Reader Service Page.....	15
New Products	24
Breakthroughs	26
Operation Assist	30

Copyright © 1964 by ZIFF-DAVIS PUBLISHING COMPANY. All rights reserved.

RADIO SHACK® BREAKS THE PRICE on 4 FAMOUS HI-FI STEREO KITS!

At All **36**
RADIO SHACK
STORES
Coast to Coast



Model 2050K

Model 2200K

RADIO SHACK SPECIAL PURCHASE **EICO**

NEW in 1964 — Eico's finest stereo twins! 50-Watt Stereo Amplifier, 10-10,000 cps response, Model 2050K kit. FM/FM-MPX Wide-Band Stereo Tuner, Model 2200K semi-kit (pre-built RF/IF). Exact match in style, size and quality!

EICO'S ~~\$9250~~ **6995**
KIT
PRICE:

EICO'S ~~\$9250~~ **6995**
KIT
PRICE:

SALE! Walnut enclosure for Tuner or Amplifier \$14.95

CALIFORNIA
BAKERSFIELD — 1308 19th St.
DOWNEY — Stonewood Shop. Ctr.
LA MESA — Grossmont Shop. Ctr.
LONG BEACH — 127 W. 7th St.
SAN LEANDRO — Bay Fair Shop. Ctr.

NEW YORK
NEW YORK — 1128 Ave. Americas
SYRACUSE — 3057 Erie Blvd. East

TEXAS
DALLAS — 1601 Main St.
FORT WORTH — 1515 So. Univ. Dr.
HOUSTON — 2315 Travis St.
HOUSTON — 322 Northline Mall
SAN ANTONIO — Wonderland Ctr.
WACO — 1016 Austin Ave.

OHIO
CINCINNATI — 852 Swifton Ctr.

PENNSYLVANIA
PHILADELPHIA — 1128 Walnut St.

MAINE
PORTLAND — Pine Tree Shop. Ctr.

MINNESOTA
ST. PAUL — 16 E. 6th St.

VIRGINIA
ARLINGTON — Washington-Lee Ctr.

WASHINGTON
SEATTLE — 2024 Third Ave.

ILLINOIS
CHICAGO — Evergreen Park, 95th St.


CONNECTICUT
NEW HAVEN — 92 York St.
STAMFORD — 28 High Ridge Rd.
WEST HARTFORD — 39 So. Main St.

NEW HAMPSHIRE
MANCHESTER — 1247 Elm St.

RHODE ISLAND
CRANSTON — 1301 Reservoir Ave.

MASSACHUSETTS
BOSTON — 167 Washington St.
BOSTON — 594 Washington St.
BOSTON — 110 Federal St.
BRAINTREE — South Shore Plaza
BROOKLINE — 730 Commonwealth
CAMBRIDGE — Fresh Pond Ctr.
FRAMINGHAM — Shoppers' World
LOWELL — Central Shop. Plaza
SAUGUS — New England Shop. Ctr.
SPRINGFIELD — 1182 Main St.
WORCESTER — Lincoln Plaza

* 1964 Catalog Price




Model FA30XK

HARMAN-KARDON STEREO RECEIVER

H-K Kit Now Only
Price ~~\$18995*~~ **12995**

Save \$60 and build the best 1964 model FM-Stereo Receiver value ever offered by Radio Shack! 30 watts; FM and FM stereo multiplex; 13 front-panel controls. Easy-to-build "workshop" kit!

SALE! Metal Cabinet: \$9.95. Walnut Cabinet: \$19.95.



4-TRACK STEREO EICO TAPE DECK SEMI-KIT!

Wired: Transport
Kit: Electronics

Eico's Reg. Kit Price: ~~\$19995*~~ **13988**

Wired, this recorder sells for \$269.95! Tape transport comes completely wired! Price includes handsome walnut base.

FREE RADIO SHACK 1965 CATALOG

Get yours at the Radio Shack store nearest you or write: Radio Shack, 730-A Commonwealth Ave., Boston 17, Mass.

Name _____
Street _____
City _____ State _____ Zip _____



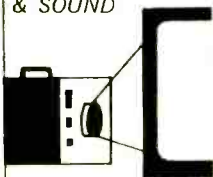
CIRCLE NO. 31 ON READER SERVICE PAGE

NATURE
LOVERS ...



Record nature sounds. Set on auto operation. Sound starts and stops it automatically.

SLIDES
& SOUND



Built-in automatic synchronizer advances slides; coordinates them with commentary or music.

SECRET
RECORDINGS ...




For investigations, interrogations, gathering of evidence. Works unattended. Voice starts and stops it.

DICTION ...




Use voice operation or remote-control microphone. Dictate anywhere — office, home or on the road.



Automatic Voice-Operated Portable Tape Recorder! **CONCORD 330**

You'll find all sorts of "hands-free" uses for Concord's amazing portable 330 — applications not possible with an ordinary recorder. You don't even have to be there. Sound starts it; sound stops it. Just set it and forget it! The 330 is packed with features: automatic slide projector advance; automatic Synctrol for home movies; automatic self-threading too! Up to 6 hours playing time on 5" reels; 2 speeds; VU meter/battery life indicator and an optional AC adaptor. See your Concord dealer right away for a demonstration. Under \$200.00.* Other Models to \$450.00.

For Connoisseurs of Sound

CONCORD  **ELECTRONICS CORPORATION**

809 N. Cahuenga Blvd., Dept. 25, Los Angeles 38, Calif.

**price slightly higher in Canada*

CIRCLE NO. 8 ON READER SERVICE PAGE

POPULAR ELECTRONICS

World's Largest-Selling Electronics Magazine

PHILLIP T. HEFFERNAN Publisher
OLIVER P. FERRELL Editor
W. STEVE BACON, W2CJR Managing Editor
BYRON G. WELS, K2AVB Feature Editor
JAMES A. ROTH Art Editor
MARGARET MAGNA Associate Editor
ANDRE DUZANT Technical Illustrator
NINA CHIRKO Editorial Assistant
PATTI MORGAN Editorial Assistant

H. S. BRIER, W9EGQ Amateur Radio Editor
M. P. SPINELLO, KHC2060 CB Editor
L. E. GARNER, JR. Semiconductor Editor
H. BENNETT, W2PNA Short-Wave Editor
STANLEY LEINWOLL Radio Propagation Editor

LAWRENCE SPORN Advertising Sales Manager
WILLIAM G. McROY Advertising Manager
ARDYS C. MORAN Advertising Service Manager

ZIFF-DAVIS PUBLISHING COMPANY

Editorial and Executive Offices (212 ORegon 9-7200)
One Park Avenue, New York, New York 10016

William B. Ziff, Chairman of the Board (1946-1953)
William Ziff, President
W. Braeford Briggs, Executive Vice President
Hershel B. Sorbin, Vice President and General Manager
Philip Sine, Treasurer
Walter S. Mills, Jr., Circulation Director
Stanley R. Greenfield, Vice President
Phillip T. Heffernan, Vice President

Midwestern and Circulation Office (312 Wabash 2-4911)
434 South Wabash Avenue, Chicago, Illinois 60605
Midwestern Advertising Manager, **JAMES WEAKLEY**

Western Office (213 CRestview 4-0265)
9025 Wilshire Boulevard, Beverly Hills, California 90211
Western Advertising Manager, **BUD DEAN**

Foreign Advertising Representative
D. A. Goodall Ltd., London, England




Member
Audit Bureau of
Circulations



POPULAR ELECTRONICS is published monthly by Ziff-Davis Publishing Company at 434 South Wabash Avenue, Chicago, Illinois 60605, September, 1964, Volume 21, Number 3. (Ziff-Davis also publishes Popular Photography, Electronics World, HiFi/Stereo Review, Popular Boating, Car and Driver, Flying, Modern Bride, Amazing, and Fantastic.) Subscription Rates: One year United States and possessions, \$4.00; Canada and Pan American Union Countries, \$4.50; all other foreign countries, \$5.00. Second Class postage paid at Chicago, Illinois, and at additional mailing offices. Authorized as second class mail by the Post Office Department, Ottawa, Canada, and for payment of postage in cash.

PAYMENT MAY ALSO BE REMITTED in the following foreign currencies for a one-year subscription: Australian pounds (2 6 10); Belgian francs (260); Danish kroner (36); English pounds (1/17/6); French francs (26); Dutch guilders (19); Indian rupees (26); Italian lire (3300); Japanese yen (1750); Norwegian kroner (38); Philippine pesos (21); South African rands (3.80); Swedish kroner (28); Swiss francs (23); or West German marks (21).

SUBSCRIPTION SERVICE: All subscription correspondence should be addressed to POPULAR ELECTRONICS, Circulation Department, 434 South Wabash Avenue, Chicago, Illinois 60605. Please allow at least six weeks for change of address. Include your old address as well as new—enclosing if possible an address label from a recent issue.
EDITORIAL CONTRIBUTIONS must be accompanied by return postage and will be handled with reasonable care; however, publisher assumes no responsibility for return or safety of art work, photographs or manuscripts.



Remote Console

24-position switch, located on transmitter/receiver unit, is used for checking various circuits during tune-up or servicing.

**INTERNATIONAL
EXECUTIVE
750-HB2**

introducing
(with Built-in Test Circuits)

**INTERNATIONAL
EXECUTIVE
750-HM2**


It's totally new . . . a Citizens Band transceiver with built-in test circuits. Now at the "turn" of a switch, located on the transmitter/receiver unit, you can instantly check the operating performance of various circuits within the set. Makes tune-up and servicing easy. Checks filament, plate and input voltages, transmitter forward and reflected power, modulation, etc.

This "years ahead" built-in test feature has been incorporated into International's two new transceivers. The 750-HB2 with its functionally designed remote console* for desk-top installation, and the 750-HM2 for mobile communication. Both transceivers have 23 crystal controlled channels, and operate on 115 vac, 12 vdc, and 6 vdc.

NEW Built-in test circuits. **NEW** Delayed/Expanded AVC. **NEW** Simplified cabling. **NEW** Built-in S/Meter and Transmit/Meter as standard equipment. **NEW** Microphone with improved characteristics for better "close talk" quality. **NEW** Speech Clipper/Filter Amplifier.


*Base station remote console available separately. Ask for RMO-24 HB2

See the 750-HB2 and 750-HM2 at your International dealer today! Ask him about his trade-in/trade-up plan.



Remote Console and Speaker Console. Two units may be "stacked" or installed separately.

24-position switch, located on transmitter/receiver unit, is used for checking various circuits during tune-up or servicing.



Letters from our Readers

Address correspondence for this department to:
Letters Editor, POPULAR ELECTRONICS
One Park Avenue, New York, N. Y. 10016

Designing Tunable Oscillators for CB

■ The little CB VFO tuner described in "Tune Away Rock-Bound CB Receiver" (April, 1964) should be very useful for the CB enthusiast with a crystal-only receiver, but I believe the author is too tolerant of the drift problem. Without resorting to voltage regulators or other expense-increasing devices, I have found the following circuit features to be of value in building stable VFO's. The coil should be shunted by a high-quality silver mica capacitor of at least 100 pf. and a small amount of negative temperature compensation—about 3.3 pf. (N750). The tuning capacitor is very important—it should be about 1-8 pf., with two small, heavy plates, of sturdy construction, and firmly bolted to the chassis. I have had good luck with a Hammarlund HF-15 with three of its five plates removed, leav-

ing one rotor and one stator. The coil with this setup can be eight turns of #18 enameled on a 3/4" slug-tuned form of the best quality. The ground end should be soldered to the chassis with a heavy-duty iron. Instability due to the use of a flexible cable to couple the VFO to the receiver might be eliminated by employing a cathode follower to transfer the oscillator signal; this could be done by changing the 6C4 to a twin triode, such as the 12AU7, and adding perhaps two small resistors and a coupling capacitor.

ALDEN FOWLER, 18A4051, WA9KHM
Greensburg, Ind.

Thanks for the ideas, Alden. The original project was intended to stress simplicity in construction and design, but readers who want a more stable unit would do well to experiment along the lines suggested.

"Bathtub" Bathtub Capacitors?

■ The output of "Big TC" (July, 1964) can be greatly increased by simply emerging the glass-plate capacitors in linseed or capacitor oil. Nikola Tesla often used oil to prevent corona discharge between the primary and secondary, as well as around the capacitors.

TOM HENDRICKS
Lincoln, Neb.

Sounds good in theory, Tom, but a bank of foot-and-a-half-square capacitors would take quite a bit of oil—and a rather large bathtub!

Transformers for "Big TC"

■ A good source for neon sign transformers such as that used in "Big TC" (July, 1964) is any large demolition project in a business district—for a new highway or for urban renewal, for example. After

MORE CB'ERS ARE MOVING UP TO...

TRAM



Because only TRAM gives them the performance, the quality, the guaranteed reliability that they need from their CB equipment.

Right from the start TRAM is designed with just one thing in mind—Top Performance. Performance that lets you receive even faint signals clearly. Performance that keeps your set operating at your desk or mobile, not sitting in a repair shop.

Check it out yourself—fill out the coupon below and we'll send you complete information and specifications on TRAM CB equipment. Compare and we feel sure you'll choose the best, you'll choose TRAM.

TRAM Owners: Send for your Free TRAM Antenna Flag.

Please send by return mail at no obligation, detailed information and specifications on TRAM Citizens Band equipment and my FREE TRAM ANTENNA BANNER.

Name _____

Street _____

City _____ State _____

TRAM ELECTRONICS INCORPORATED

P.O. BOX 18, DEPT. P9 WINNISQUAM, N.H., 03289 TEL. 603-524-0622

CIRCLE NO. 38 ON READER SERVICE PAGE

POPULAR ELECTRONICS



SONALERT™/LOW LOW LOW POWER SIGNAL*

3 milliamps of current at 6 volts 18 milliwatts of power!

Sonalert is a startling innovation in the audible signal field. It's completely electronic . . . based on the piezoelectric property of ceramics. Sound is produced by an oscillator circuit driving a ceramic transducer. This new concept is highly efficient — emitting a very discernible signal at minimum current. It also eliminates the problems inherent to conventional audible signals. There is no arcing, no RF noise and no mechanical parts to wear out.

\$4⁹⁵

For Models SC-628 and SC-628H. Range of operation: 6 to 28 volts DC. Sonalert is also available for operation at 6-28 volts AC (Model SC-628A) and 110 volts AC (Model SC-110).
Price: \$7.35

(Trademark applied for.)

ESPECIALLY USEFUL TO HAMS, HOBBYISTS, AND EXPERIMENTERS IN THE FOLLOWING APPLICATIONS:

**CODE PRACTICE OSCILLATOR
STANDBY MONITOR
TRANSMITTER OUTPUT SENSOR**

**FAULT ALARM
POWER FAILURE ALARM
FIRE AND BURGLAR ALARMS**

You can see and hear Sonalert by visiting one of the electronic-parts distributors listed below. Test the unit yourself on the Sonalert counter display. To help you use Sonalert in your equipment and projects, a new applications booklet is available at your distributors. Ask for it. *Lowest powered signalling device in the world.

DISTRIBUTORS

ALLIED ELECTRONICS
Chicago—Western Ave. only

W. H. BINTZ COMPANY
Salt Lake City, Utah

BUSACKER ELECTRONIC
EQUIPMENT CO., INC.
Houston, Texas

H. L. DALIS, INC.
Long Island City, N. Y.

DEECO
Cedar Rapids, Iowa

DeMAMBRO ELECTRONICS
Boston & Worcester, Mass.
Providence, R. I.
Manchester, N. H.

ELECTRICAL SUPPLIES, INC.
Hartford, Conn.

ELECTRONIC PARTS CO., INC.
Albuquerque, N. Mex.

ELECTRONIC SUPPLY, INC.
Huntington, W. Va.

ELECTRONIC WHOLESALERS, INC.
Baltimore, Md.
Winston-Salem, N. C.
Washington, D. C.

ELMAR ELECTRONICS
Oakland, Calif.

GOPHER ELECTRONICS CO.
St. Paul, Minn.

GRAHAM ELECTRONICS SUPPLY, INC.
Indianapolis, Ind.

GRAYBAR ELECTRIC CO., INC.
New England

HUGHES-PETERS, INC.
Columbus & Cincinnati, Ohio

M-G ELECTRONICS &
EQUIPMENT CO., INC.
Huntsville, Ala.

NEWARK ELECTRONICS CORP.
Chicago, Ill.
Inglewood, Calif.
Detroit, Mich.

PHILA. ELECTRONICS, INC.
Philadelphia, Pa.

PIONEER-STANDARD
ELECTRONICS, INC.
Cleveland, Ohio

RADIO PARTS CO., INC.
Milwaukee, Wis.

SREPCO, INC.
Dayton, Ohio

R. V. WEATHERFORD CO.
Glendale, Calif.



ELECTROPAC INC., PETERBOROUGH, NEW HAMPSHIRE
A Subsidiary of Computer Control Company

CIRCLE NO. 14 ON READER SERVICE PAGE

VIKING OF MINNEAPOLIS, INC.

CUSTOMER SERV. DEPT.
9600 Aldrich Avenue South
Minneapolis, Minn. 55420

Please send me free information on:

- 87 Tape Transport Complete Tape Recorders
 78 Tape Transport _____

Name _____

Address _____

City _____ State _____ Zip _____

NEW TAPE TRANSPORTS MONAURAL OR STEREO

With Hyperbolic Heads—No Old Fashioned Pressure Pads



Model 87 Transport

Two motors • two speed • flexible head arrangements • tape lifters • run-out switch • head shifter • counter • Erase Protek interlock.

From \$138.00

Model 78 Transport From \$85.00
One motor, two speed, flexible head arrangements, single tape motion control.



Model RP83

Matching Tape Record/Playback Preamplifier.
From \$92.50

- Add tape facilities to your system.
- Add recording to a playback system.
- Add stereo to a monaural system.
- Make special effect recordings.

You can always change or expand your system with Viking tape components—made by skilled American craftsmen.



Viking OF MINNEAPOLIS, INC.

9600 Aldrich Avenue South, Minneapolis, Minnesota, 55420

CIRCLE NO. 40 ON READER SERVICE PAGE

Letters

(Continued from page 6)

spending an hour looking around one such project, I found two transformers in the office of a wrecking company. After buying one and cleaning it and painting it with black metal enamel, it not only looks nice but works well, too. The price? One dollar!

SCOTT STRODTMAN, WPESETO
Grand Rapids, Mich.

Modulated Tesla Coil

■ "Li'l TC" (July, 1964) brought to mind an experiment I once performed with a similar setup. Here's how it goes. You connect the primary of an audio output transformer in series with the B-plus so that audio fed into the secondary will modulate the oscillator (V2 in "Li'l TC"). Attach a piece of stiff wire to the chassis and bring the free end up near the needle to form a spark gap. With no audio being applied, adjust for a quiet, stable arc. Then feed audio to the transformer, and you should hear the program with the sound coming from the arc. The effect can be quite striking, especially if you have an audience. To show that there are no hidden speakers, blow into the arc—keeping your nose at a safe distance!

THOMAS G. DICKEY
Pomona, Calif.

It Sounds Fishy

■ I built your fish caller ("CQ Fish," June, 1964) and it was a howling success. The only trouble I had was in the testing. It took me five minutes to adjust



the frequency, and by that time I had a whole basement full of fish. Not only that, but I took it to work and got a bunch of Illinois Suckers.

TOM RUBIN
New Lenox, Ill.

What'd we tell you?

Fact or Fiction

■ I recently came across "Flip Flap" by Sinclair (December, 1962) and enjoyed the story very much. Unfortunately, I have seen nothing like it since. How about some more light fiction?



PETER LUCAS
Ashley, Pa.

Coming up, Pete. See next month's issue for an especially timely little piece. The subjects? A presidential election and an out-of-whack computer . . .

TV Cheater Cord/Filament Checker

■ After studying the article on the "Cheater Cord De Luxe" (October, 1963), I decided to incorporate a filament checker and create a really useful gadget

- 5 in. Oscilloscope 1
- Transistorized Meter 2
- Modern Lessons 3



AT SEA
ON LAND
In the Air!



TRAINING FILM

You also get the loan of a motion picture projector and 16 reels of film to help you learn quickly, remember more.

Job Opportunities continue to increase for the Electronics Technician

Electronics is a multi-billion dollar industry, growing rapidly, calling for well-trained technicians, offering many good-paying opportunities. DeVry prepares you at home — or in its well-equipped training centers — for Radio, Television, Communications, Missiles, Computers, Radar, Control Systems, etc.

DeVry sends the type of materials you need for learning electronics at home. You build and keep (1) a modern 5-inch oscilloscope and (2) a portable transistorized meter. Use these on the job or to make money as you learn. You work 300 construction and test procedures with our exclusive "Electro-Lab". Modern lessons (No. 3 above) with their handy foldout diagrams help to speed your progress.

Let us put our more than 30 years of "know-how" behind you today to help you prepare for a lot of brighter, more prosperous tomorrows. Send coupon for 2 FREE booklets today.

Accredited Member of National Home Study Council

FREE!
Send For 2
Booklets Today!

EMPLOYMENT SERVICE

All DeVry graduates can receive the help of our highly effective employment service without additional cost.



DeVry TECHNICAL INSTITUTE
4141 Belmont Ave., Chicago, Ill. 60641 Dept. PE-9-U

Please give me your two free booklets, "Pocket Guide to Real Earnings," and "Electronics in Space Travel"; also include details on how to prepare for a career in Electronics. I am interested in the following opportunity fields (check one or more):

<input type="checkbox"/> Space & Missile Electronics	<input type="checkbox"/> Communications
<input type="checkbox"/> Television and Radio	<input type="checkbox"/> Computers
<input type="checkbox"/> Microwaves	<input type="checkbox"/> Broadcasting
<input type="checkbox"/> Radar	<input type="checkbox"/> Industrial Electronics
<input type="checkbox"/> Automation Electronics	<input type="checkbox"/> Electronic Control

Name _____ Age _____
Address _____ Apt. _____
City _____ Zone _____ State _____

Check here if you are under 16 years of age
Canadian residents, Write DeVry Tech of Canada, Ltd.
970 Lawrence Avenue West, Toronto 19, Ontario
2093

DeVry Technical Institute

Chicago • Toronto
4141 Belmont Avenue
Chicago, Illinois 60641

Letters

(Continued from page 8)

for trouble-shooting when crawling around in back of my TV set. The gizmo is mounted in a Budco 3" x 4" x 5" box with a red lamp for the cheater cord, an amber lamp for the filament checker, and two 150,000-ohm dropping resistors. Mounted on the front panel are sockets for 7- and 9-pin miniature tubes, an octal socket, and a socket for picture tubes.

CHARLES R. GOENS
Dayton, Ohio

SWR Article Lauded

■ I was very impressed with "Standing Waves: Do They?" in the June, 1964, issue. There was more intelligent, assimilable information in two paragraphs than many authors put in a book. Most electronic magazines are written slightly over the average hobbyist's head, but POPULAR ELECTRONICS is written right down where we live.

CLYDE STANFIELD, WA6HEG
Upland, Calif.

Thank you for the compliment, Clyde. We hope to continue to give you and other P.E. readers more articles on advanced electronics—written so those without extensive backgrounds can understand the subject.

In Defense of the Galena Crystal

■ After reading with pleasure "Restoreth Thy Relic Radio" (May, 1964), Mr. Garner's very well done piece in the same issue—"The Fabulous Diodes"—was nearly spoiled for me by his opening attack on the old-time galena crystal which he terms "unreliable, finicky,

open-air, and ugly . . ." The galena crystal, once a sensitive spot was found, performed indefinitely. I have some galena crystals in my possession that are over 50 years old and they're still "reliable." In answer to the charge of "finicky," I would point out that the long time spent in selecting one of a good crystal's hundreds of sensitive spots usually fell in the same category as "knob twiddling"—the finicky part of the galena-DX'er combo was always the DX'er. Sure, galena crystals were "open-air" devices, but at least they could be adjusted. I challenge Mr. G. to



do this with one of the new-fangled sealed-up types. To the old-timer, the allegation that galena crystals were "ugly" is the most heartless of all. Really "seeing" a galena crystal comes with the original thrill of hearing. One can only "see" the beautiful (and miraculous) galena crystal after gazing at one for hours, phones glued to the ears, cramps in the legs and elbows.



**"\$59.95?
Must be an import"**

**"It's not.
It's the Cadre C-60!"**

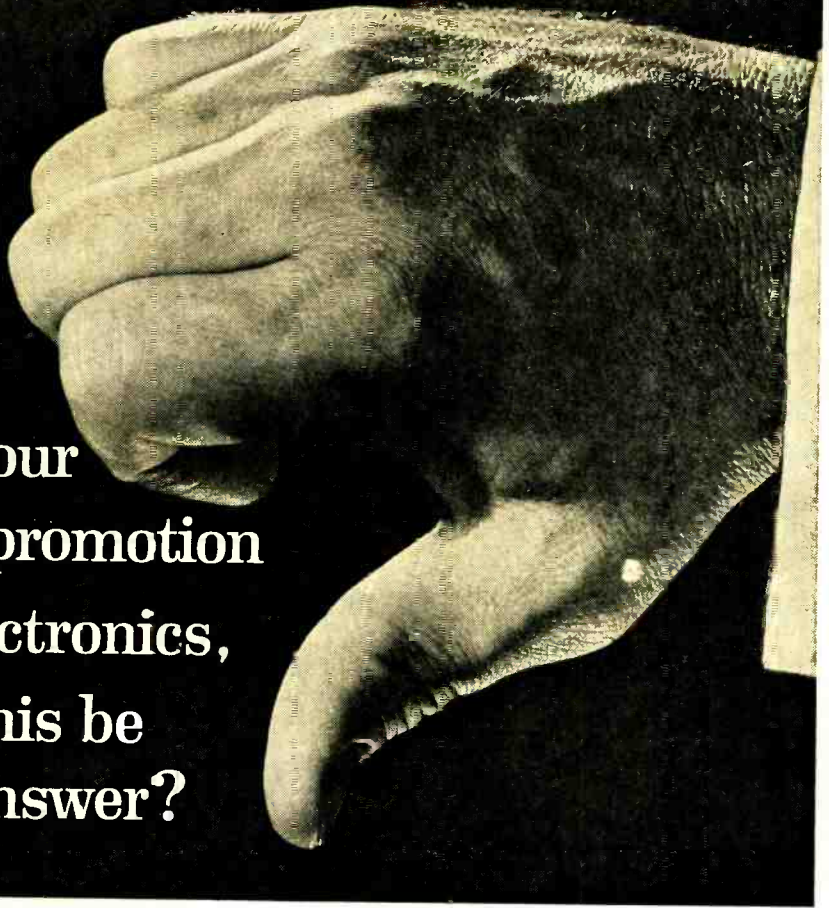
Not an import—not a toy—a full fledged 100 milliwatt transceiver with all the features found in units selling at \$20 to \$50 more.

Here's the tremendous value you get in the new Cadre C-60. Two crystal-controlled channels. Sensitive superhet receiver (1 microvolt). Powerful transmitter that delivers over 70 milliwatts to the antenna. Features: AGC, earphone jack, speech clipping, high impact plastic case, telescoping antenna. Includes channel 11 crystals. Uses standard penlight cells or special rechargeable nickel-cadmium batteries. **\$59.95.**

FOR GREATER RANGE—The Cadre C-75 1.5 watts, 2 crystal-controlled channels. **\$99.95.** See Cadre CB transceivers and the new Consort FM Wireless Microphone. For free catalog, write:

CADRE Industries Corp., Commercial Products Div., Endicott, N. Y.
CIRCLE NO. 6 ON READER SERVICE PAGE

For your
next promotion
in electronics,
will this be
the answer?



If you're doing a routine job that anyone who knows a little electronics can handle, you're not worth more money. And you won't be worth more unless you get more training in electronics. Maybe you can't go on to college—but you can learn advanced electronics—even the new field of space technology—and increase your earning power through a CREI Extension Program in Electronic Engineering Technology. You're eligible if you have a high school education and work in electronics. If your knowledge of funda-

mentals is rusty, CREI includes a refresher course. Our Free book gives all the facts—mail coupon today or write: CREI, Dept. 1209B, 3224 Sixteenth St., N. W., Washington 10, D. C.

SEND FOR FREE BOOK

ACCREDITED MEMBER OF THE NATIONAL HOME STUDY COUNCIL



ELECTRONICS



The Capitol Radio Engineering Institute
Dept. 1209B, 3224 Sixteenth St., N. W.
Washington 10, D. C.

Please send me FREE book describing
CREI Programs in Electronics and Nuclear
Engineering Technology. I am employed
in electronics and have a high school
education.

Name _____ Age _____

Address _____

City _____ Zone _____ State _____


Employed by _____

Type of Present Work _____

Check: Home Study Residence School G. I. Bill


PE13

A NEW DIMENSION IN PERFORMANCE for CB




fabulous "LONG JOHN" BEAM MODEL 115B

The Most Powerful Antenna
Ever Built for Citizens Band



Heavy Duty Boom
to Mast Bracket



Rugged Driven Element
to Boom Bracket

■ Optimum spaced elements on 2" OD boom insure maximum theoretical gain ■ Delivers 12.7db forward gain ■ Develops 25db front-to-back ratio—40db front-to-side ratio—effectively eliminating unwanted signals from back and sides ■ Multiplies effective radiating power of a transceiver 10 times ■ Driven element at DC ground for improved signal-to-noise ratio and lightning protection ■ Ruggedly constructed of heavy wall aluminum ■ Rotates with heavy-duty TV rotator

If you're looking for the cleanest, clearest, most far-ranging signal on Citizens Band, you'll want Hy-Gain's Model 115B "Long John"...featuring engineering innovations that add a new dimension to Citizens Band performance and reliability. Comes with all parts pre-drilled and clearly marked for fast, easy assembly. \$69.95 CB Net

See them today at your favorite Hy-Gain Distributors
or write for the name of the distributor nearest you.

HY-GAIN ANTENNA PRODUCTS CORP.

8498 N.E. Highway 6, Lincoln, Nebraska

The Antenna Manufacturer with a Record of "Firsts"
CIRCLE NO. 42 ON READER SERVICE PAGE

Letters

(Continued from page 10)

and then hearing, like a voice from another planet, "Hello, this is radiophone broadcasting station . . ." ED NEWMAN, Chief Engineer, WDBJ-TV Roanoke, Va.

Relay Ignition Switching

■ With reference to "Relay Switching for Transistor Ignitions" (May, 1964), some car owners may have difficulty if an "idiot light" is used as a battery charge indicator. If there is a return circuit through the lamp and relay coil, the relay will not release, even when the ignition is turned off, and the engine will continue to run. To correct this condition, you can connect a 500-ma., 400-PIV silicon diode in series with the "hot" lead of the idiot light. This lead is usually connected to one of the voltage regulator terminals: the cathode of the diode is connected to the voltage regulator and the lead to the anode of the diode. Incidentally, a very reasonably priced relay which can be used for ignition switching—a headlight relay—is available at auto parts dealers everywhere, and sells for 98 cents to \$2.50.

BOGHOS N. SAATJIAN
Los Angeles, Calif.

Salt Spray Dampens TV

■ I live in a coastal area and have a bad problem as a result of salt spray. The area is in a deep TV fringe area, and unless I waltz a water hose around the roof once a week, there is a severe attenuation of signals



from the accumulation of dirt and salt deposits. If any P.E. readers have found a foolproof solution to this problem, I'd like to hear from them.

MIKE DAVIS, WPE4BTX
1810 South Ocean Blvd.
Myrtle Beach, S.C.

Low-Frequency Hi-Fi

■ When buying a hi-fi system, it is generally conceded that one should, among other things, get a speaker with as wide a frequency range as possible. Considering that 60 cycles per second is the nadir for existing musical instruments, however, what difference does it make whether or not the speaker has good response below this frequency?

PHILLIP LOMBARD
Rochester, N.Y.

The only trouble, Phil, is that a bass tuba can hit 43 cycles, and an organ 16. Also, we think you'll find that greater "presence" can be obtained with a system that has good bass response, the frequency of the musical instruments notwithstanding. —30—

You probably thought top quality electronic test instruments were too expensive...didn't you?

Well, they're not when you build them with money-saving RCA kits

You've known right along that you can save money on electronic test instruments by building from kits.

But you may have shied away from kits because you thought they involved complicated calibration or adjustment problems. Forget it!

RCA kits are inexpensive, of course, but they're also easy to build. Build them right and they'll give you the best performance you can buy in their price range.


What's better about RCA test instrument kits?

Ease of assembly is one thing. Parts are clearly identified. Each assembly diagram appears on the same page as the step-by-step instructions for that section of assembly. There's no need to refer back constantly to other pages, which consumes time and increases the chance of error.

Ease of alignment is another thing. Each kit contains complete instructions for accurate calibration or alignment of the instrument. Where necessary, precision calibrating resistors are provided for this purpose.

What does it mean? It means that with RCA kits you can get a professional V-O-M or VTVM for as little as \$29.95*. Or you can get a good oscilloscope (one of the most useful—but normally one of the most expensive—test instruments) for only \$79.50*.

Specialized instruments such as an AC VTVM or an RF Signal Generator, are also available as kits for far less than they would cost otherwise. In every case, RCA kits, when completed, are identical with RCA factory assembled instruments.



Each sub-assembly is described in a separate section with illustrations applying to that sub-assembly available at a glance. No cross-referencing necessary.

LOOK WHAT'S AVAILABLE TO YOU IN KIT FORM:



RCA VOLT-OHM-MYST—The most popular VTVM on the market. WV-77E(K). Kit price: \$29.95*



RCA SENIOR VOLT-OHM-MYST. A professional VTVM. WV-98C(K). Kit price: \$57.95*



RCA VOLT-OHM-MILLIAMMETER. One of most useful instruments. WV-38A(K). Kit price: \$29.95*



RCA 3-INCH OSCILLOSCOPE. Compact, lightweight, portable. WO-33A(K). Kit price: \$79.95*




RCA HIGH-SENSITIVITY AC VTVM. Doubles as audio pre-amplifier. WV-76A(K). Kit price: \$57.55*




RCA RF SIGNAL GENERATOR. For audio and TV servicing. WR-50A(K). Kit price: \$39.95*



RCA TV BIAS SUPPLY. For RF. If alignment in TV sets. WG-307B(K). Kit price: \$11.95*



RCA TRANSISTOR RADIO DYNAMIC DEMONSTRATOR. For schools. WE-93A(K). Kit price: \$29.95*



RCA V-O-M DYNAMIC DEMONSTRATOR. A working V-O-M. WE-95A(K). Kit price: \$37.95*

See them all—and get full technical specifications for each—at your local Authorized RCA Test Equipment Distributor. Or write for information to: Commercial Engineering, Section 1133W RCA ELECTRONIC COMPONENTS AND DEVICES, HARRISON, N. J.

*User price (optional)

RCA ELECTRONIC COMPONENTS AND DEVICES, HARRISON, N. J.



The Most Trusted Name in Electronics

CIRCLE NO. 30 ON READER SERVICE PAGE

LATEST SAMS BOOKS FOR EVERYONE IN ELECTRONICS

Use This Handy Order Form

- Electronic Gadgets for Your Car.** Practical projects for building a tachometer, transistorized battery checker and charger, handbrake protector, and other automotive electronic devices. Easy to build from readily available parts. Order **CAR-1**, only.....\$2.95
- Tape Recorders—How They Work.** New 2nd edition. Fully explains principles of magnetic recording, various types of recorders, mechanisms and components, testing procedures. Best reference book on the subject. Order **TRW-2**, only.....\$3.95
- Two-Way Mobile Radio Handbook.** Completely revised and enlarged. Latest coverage of 2-way radio equipment; explains basic system theory and operation; describes receivers; transmitters; control systems; power; servicing. Practical, complete information on 2-way radio. Order **MRS-2**, only.....\$3.95
- TV Receiver Tube Usage Guide.** Lists tubes, fuses and semiconductor diodes used in hundreds of popular TV receivers (including color models) made by over 25 manufacturers. Shows instantly what replacements may be needed. Order **TUR-1**, only.....\$1.95
- Science Projects in Electricity/Electronics.** Demonstrates basic principles of electricity and electronics through the construction of fascinating projects that are not only instructive but useful. Ideal for self-learning or as science-class project guide. Order **SPN-1**, only.....\$2.95
 - Science Projects in Electricity. **SPE-1**, only.....\$2.95
 - Science Projects in Electronics. **SPJ-1**, only.....\$2.95
- Introduction to Microelectronics & Integrated Circuits.** A clear explanation of this most important development. Tells you what microelectronics is, how these amazing miniature integrated circuits are designed, how they work, how and where they are used. Order **ICL-1**, only.....\$2.95
- Handbook of Algebraic & Trigonometric Functions.** Comprehensive reference includes basic formulas for geometry, algebra, trigonometry, and calculus; special sections present mathematical tables and conversions. Invaluable for students, technicians, and engineers. Order **ALG-1**, only.....\$2.95
- How to Read Schematic Diagrams.** **RSD-1**.....\$1.50
- Computer Circuit Projects You Can Build.** **BOC-1**.....2.95
- TV Diagnosis & Repair.** **TDR-1**.....1.50
- Radio Receiver Servicing.** **RS-2**.....2.95
- Modern Dictionary of Electronics.** **DIC-2**.....6.95
- TV Servicing Guide.** **SGS-1**.....2.00
- Handbook of Electronic Tables & Formulas.** **HTF-2**.....3.95
- Electronic Experiments & Projects.** **ESE-1**.....2.50
- Tube Substitution Handbook.** **TUB-7**.....1.50
- 101 Ways to Use Your VOM & VTVM.**.....2.00
- Understanding Transformers & Coils.** **TAC-1**.....1.95
- Automotive Electronics Test Equipment.** **AEL-1**.....2.50
- How to Repair Major Appliances.** **MAJ-1**.....3.95

Famous ABC's Books

- Computer Programming. **CPL-1**.....\$1.95
- Boolean Algebra. **BAB-1**.....1.95
- Electronic Test Equipment **STE-1**.....1.95
- Electronics. **ELW-1**.....1.95
- Short-Wave Listening. **SWL-1**.....1.95
- Electronics Drafting. **DRA-1**.....1.95
- Transistors. **TRA-1**.....1.25
- Electronic Organs. **ECO-1**.....1.95
- Lasers & Masers. **LAL-1**.....1.95
- Computers.....1.95

HOWARD W. SAMS & CO., INC.

Order from any Electronic Parts Distributor or mail to Howard W. Sams & Co., Inc., Dept. PE-9
4300 W. 62nd St., Indianapolis 6, Ind.

Send books checked above. \$_____ enclosed.

Send FREE Booklist. Send Photofact Index.

Name _____

Address _____

City _____ Zone _____ State _____

IN CANADA: A. C. Simmonds & Sons, Ltd., Toronto 7

CIRCLE NO. 34 ON READER SERVICE PAGE

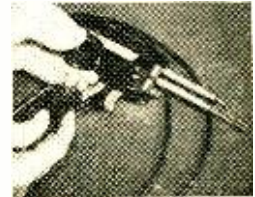


Tips and

Techniques

LIGHT FLASHER MAKES LOW-HEAT SOLDERING GUN

Ever need a particularly low heat for soldering miniature or transistor circuits? If you connect your soldering gun through an ordinary Christmas tree light flasher, it will cycle the gun on and off, keeping the heat at a low but usable level. You can get a 100-watt flasher from your local hardware or electrical appliance store. Just plug the flasher unit into the bench outlet, and the soldering gun into the flasher.



—John Lius Wilson

THIRD HAND FOR SWITCH WIRING

If you've ever tackled the job of wiring a selector or range switch, you know that before you get very far you find yourself juggling components, the switch, wires, solder, and soldering iron. To make switch wiring much easier, you can build a temporary switch mount from two 6"-wide boards and an ordinary shelf bracket. Attach the boards and bracket as shown in the photo. You'll have to enlarge the screw hole in the end of the bracket to $\frac{3}{8}$ " to take the switch shaft. Use a control nut to hold the switch being worked on, and simply loosen the nut when you want to rotate the switch.



—Rus Arnold

"LEAD WOOL" INERTIA TUNING

In an effort to save space and cut down cost, most manufacturers of small short-wave receivers eliminate the inertia tuning

(Continued on page 22)

POPULAR ELECTRONICS

PRODUCT SERVICE PAGE

You can get additional information promptly concerning products advertised or mentioned editorially in this issue

1 Circle the number on the coupon below which corresponds to the key number at the bottom of the advertisement or is incorporated in the editorial mention that interests you.

2 Add up your total number of requests and fill in the box in the upper right-hand corner of the coupon.

3 Mail the coupon to the address indicated below.

4 Please use this address only for Product Service requests.

POPULAR ELECTRONICS
P. O. BOX 8391
PHILADELPHIA 1, PA.

NUMBER OF REQUESTS

Please send me additional information about the products whose code numbers I have circled

1 2 3 4 5 6 7 8 9 10 11 12 13 14 15 16 17 18 19 20 21 22 23 24 25
26 27 28 29 30 31 32 33 34 35 36 37 38 39 40 41 42 43 44 45 46 47 48 49 50
51 52 53 54 55 56 57 58 59 60 61 62 63 64 65 66 67 68 69 70 71 72 73 74 75
76 77 78 79 80 81 82 83 84 85 86 87 88 89 90 91 92 93 94 95 96 97 98 99 100

NAME (Print clearly) _____

ADDRESS _____

CITY _____ STATE _____ ZIP CODE _____

VOID AFTER SEPTEMBER 30, 1964

9

NEW! LAFAYETTE 70-WATT COMPLETE AM-FM STEREO RECEIVER

Model LR-800

Just Add Speakers and Enjoy FM, FM Stereo and High-Quality AM Reception



199⁵⁰

with case

99-0005WX

- A powerful 70-Watt Amplifier plus Complete Preamp Control Facilities plus a Standard AM Tuner plus a Sensitive FM Tuner plus an FM Stereo Tuner—all on One Compact chassis
- Amazing FM "Stereo Search" Circuit Signals Presence of Stereo Broadcasts
- Tuned Nuvistor "Front End" Provides Greater Sensitivity, Lower Noise, Less Heat
- Bar-Type Tuning Indicator for AM and FM
- Variable AFC Control • Imported

NEW! LAFAYETTE Criterion 1000- PROFESSIONAL 4-TRACK SELF-CONTAINED STEREO TAPE RECORDER

featuring MAGNIFICENT TEAK CABINETRY



99-1501WX

199⁵⁰

- Plays 2- and 4-Track Stereo and 4-Track Monaural
- Records 4-Track Stereo and Monaural
- 3-Speeds: 1 $\frac{1}{8}$, 3 $\frac{3}{4}$ and 7 $\frac{1}{2}$ ips
- 6 Pushbutton Tape Motion Controls
- Records Sound with Sound
- Automatic Shut-off Electrically and Mechanically Returns Recorder to Stop Position
- Transistorized Stereo Preampifiers
- Complete with 2 Dynamic Microphones, Cables, 7" Take-up Reel • Imported

FREE!

LAFAYETTE RADIO ELECTRONICS



1965 CATALOG NO. 650

Over 500 Pages

The Largest In Our 44-Year History

Hi-Fi Stereo • Citizens Band • Ham Gear
• Test Equipment • Camera and Optical
Goods . . . just about everything in Elec-
tronics for Home, Industry and Laboratory.

Free! LAFAYETTE Radio ELECTRONICS

1965 CATALOG NO. 650

Please rush me the FREE 1965
Lafayette Catalog No. 650

Name
PLEASE PRINT CLEARLY

Address

City

State Zip

FREE TO A FRIEND! 1965 LAFAYETTE CATALOG

Friend's Name
PLEASE PRINT CLEARLY

Address

City

State Zip

Dept. 11-4

**DETACH AND MAIL
THIS CARD TODAY!**

Mail This Card TODAY
for Your FREE 1965

LAFAYETTE
RADIO ELECTRONICS
Catalog

Everything in Electronics for



● HOME



● INDUSTRY



● LABORATORY

PLACE
STAMP
HERE

LAFAYETTE
RADIO ELECTRONICS

P. O. BOX 10

SYOSSET, L.I., N.Y. ~11791

LAFAYETTE RADIO ELECTRONICS


1965 Catalog No. 650

Over 500 Pages—Featuring
Everything in Electronics for
HOME • INDUSTRY • LABORATORY

from the
"World's Hi-Fi & Electronics Center"

- Stereo Hi-Fi—all famous brands plus Lafayette's own top-rated components
- Citizens Band—transceivers, Walkie-Talkies and accessories
- Tape Recorders • Ham Gear
- Test Equipment
- Radios, TV's, and Accessories
- P.A. Equipment; Intercoms
- Cameras; Optical Goods
- Marine Equipment; Auto Accessories
- Musical Instruments; Tools; Books and MUCH MORE

BUY ON TIME—Use Lafayette's famous Easy-Pay Credit plan
... up to 24 Months to Pay



See the Largest Selection in
Our 44-Year History

MAIL THE ATTACHED CARD OR THE COUPON BELOW FOR YOUR FREE 1965 CATALOG

LAFAYETTE 12-TRANSISTOR
C.B. WALKIE-TALKIE Model HE-100

39⁹⁵

2-for- 78.88

- Variable Squelch Reduces Background Noise
- Separate Microphone and Speaker for Better Modulation and Increased Range
- Optional Plug-in 117 Volt AC Power Pack
- With Leather Case, Earphone, Telescoping Antenna, Batteries, Crystals for Channel 10 • Imported



99-3022

NEW! LAFAYETTE ALL-TRANSISTOR
C.B. "WALKIE-TALKIE" Model HA-70

10⁹⁵

2-for- 21.00

- Great Fun for Kids too! At a Price Everyone Can Afford
- Ideal for Picknicking, Fishing, Hunting, Camping, etc.
- Complete with Telescoping Antenna, Transmit Crystal, Battery, Plastic Carrying Case • Imported



99-3011

NEW! LAFAYETTE 6-TRANSISTOR
C.B. WALKIE-TALKIE Model HA-85

21⁹⁵

2-for-42.75

- Transmits and Receives up to 1 Mile
- Crystal-Controlled Transmit and Receive
- 6 Transistors plus 2 Diodes
- Complete with Leather Carrying Case, Earphone, Telescoping Antenna, Batteries, Pair of Crystals • Imported



99-3013

LAFAYETTE RADIO ELECTRONICS

Mail Order and L.I. Sales Center

111 Jericho Turnpike Syosset, L.I., New York

New York, N.Y.
100 Sixth Ave.

Jamaica, N.Y.
165-08 Liberty Ave.

Brooklyn, N.Y.
2265 Bedford Ave.

Bronx, N.Y.
542 E. Fordham Rd.

Scarsdale, N.Y.
691 Central
(Park) Ave.

Newark, N.J.
24 Central Ave.

Paramus, N.J.
182 Route 17

Plainfield, N.J.
139 W. 2 St.

Boston, Mass.
584 Commonwealth
Ave.

Natick, Mass.
1400 Worcester St.

NEW!
NEW YORK CITY
STORE!
WATCH FOR
OPENING SOON!

LAFAYETTE RADIO ELECTRONICS

Dept. 114-T, P.O. Box 10

Syosset, L. I., N. Y. 11791

Send me the FREE 1965 Lafayette Catalog 650

\$_____ enclosed; send me
(Prices do not include shipping charges).

Name _____

Address _____

City _____

State _____

Zip _____

CIRCLE NO. 20 ON READER SERVICE PAGE

NEW! LAFAYETTE 23-CHANNEL CRYSTAL-CONTROLLED DUAL CONVERSION 5-WATT CB TRANSCEIVER

Efficient, dependable 2-way communications in any fixed or mobile application is assured with this rugged, new 5-watt CB transceiver. A military-type frequency synthesizing circuit makes it possible to transmit and receive over the full range of 23 channels with crystal-controlled accuracy—no extra crystals to buy and install! Advanced Range-Boost circuit can be used to increase sideland power during transmission—lets you get through when noisy conditions make reception of your signal difficult!

Highly efficient circuit design uses 13 tubes (including two novistors) and 8 diodes to provide top performance under a wide range of operating conditions. Dual-conversion receiver offers high $3 \mu\text{v}$ sensitivity and low noise, plus excellent adjacent channel rejection. Includes every needed feature for optimum reception—crystal-controlled "fine tuning" capability on all channels of $\pm 2.5 \text{ Kc}$ (Delta Tuning), high-efficiency variable noise limiter, variable squelch, and Automatic Volume Control. Also included is an illuminated meter which indicates relative RF power output or received signal strength in "S" units, and plug-in facilities for the Lafayette PRIVA-COM selector call unit.

Operates in a fixed or mobile location with equal ease... has built-in power supply for either 117V AC or 12V DC. Specially designed "Vari-Tilt" mounting bracket simplifies mobile installation—permits fast removal of the transceiver too! And, there's nothing else to buy—you get all crystals and a built-in vibrator for 12V DC, plus 2 power cables. Measures a compact 12" W x 5" H x 10" D (including controls and plugs at rear). Imported.

Model HB-400.

99-3001WX

169⁵⁰

WITH
ADVANCED "RANGE-BOOST"
CIRCUIT

Model HB-400



Double Side Band Full Carrier

- ✓ Meets All FCC Requirements
- ✓ Precision-Engineered and Ruggedly Built For Reliable 2-Way Radio Communications

- Frequency Synthesized Circuit Provides 23 Crystal-Controlled Transmit & Receive Channels—No Extra Crystals to Buy!
- Continuous One-Control Channel Tuning
- Full 5-Watt Input
- Push-To-Talk Microphone & Electronic Switching
- Dual Conversion Receiver With $3/10 \mu\text{v}$ Sensitivity
- Delta Tuning Offers "Fine Tuning" of $\pm 2.5 \text{ Kc}$ on Receive
- Variable Squelch, Variable Noise Limiter, AGC
- Built-in 117V AC & 12V DC Power Supply
- "Vari-Tilt" Mounting Bracket for Easy Mobile Installation
- Plug-in Facilities For Lafayette Selective Call Unit

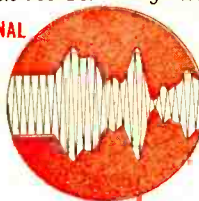
ADVANCED "RANGE-BOOST" CIRCUIT

Increases Your Effective Range—Lets You Get Through When Others Fail!

Want to effectively increase your range? You can—with Range-Boost! A simple turn of a switch on the HB-400 increases the average percentage of modulation and lets your voice cut through QRM and noise to reach further... gives you more "talk-power" when you need it—without overmodulating!

CONVENTIONAL

Average Percentage of Modulation is Lower



WITH RANGE-BOOST

Average Percentage of Modulation is Higher—Sideband Power is Increased



NEW! LAFAYETTE ALL-TRANSISTOR DUAL CONVERSION 5 WATT CB TRANSCEIVER

**FEATURING
AUTHENTIC MECHANICAL
FILTER**

Model HB-500



Small, Compact . . . Measures Only $11\frac{1}{4}'' \times 6\frac{1}{4}'' \times 3''$ H.
Low Current Drain . . . 350 ma on Receive, 850 ma on Transmit.

- 12 Crystal Transmit Positions plus 12 Crystal Receive Positions
- 23 Channel Tunable Receiver with Precise Vernier Tuning
- Dual Conversion Super-heterodyne Receiver
- 15 Transistors, 3 Diodes, 1 Zener Diode plus 1 Thermistor
- Zener Diode Voltage Regulated Receive Oscillator for Superior Frequency Stability
- Dependable Sealed Relay Switching
- Automatic Noise Limiter
- Variable Squelch
- For 12 Volt DC Mobile Operation (Negative or Positive Ground) or for 117V AC Operation when used with Matching Solid State AC Power Supply (Optional)
- Meets All FCC Regulations Part 95

If you're looking for a high-performance CB transceiver in a small, compact size, you'll want the HB-500! Using advanced solid-state circuitry, this transceiver offers full 5-watt performance, yet is small enough to fit conveniently into the most compact car. And, battery drain is so low as to be negligible—the transceiver draws no more than .35 amps on receive, .85 amps on transmit. As a result, you need neither heavy-duty battery nor generator—an important advantage in mobile applications! The transmitter features full crystal control on any 12 of the 23 CB channels. Dual conversion receiver with better than $.5 \mu\text{v}$ sensitivity offers 12 crystal-controlled channels, plus full 23 channel tuning capability. A 455 Kc mechanical filter provides ultra-sharp receiver selectivity—virtually eliminates adjacent channel interference! Other features include an efficient Automatic Noise Limiter, variable Squelch for silencing the receiver on standby, spotting switch for exact frequency location on tunable receiver, "S" meter and illuminated channel dials. This rugged transceiver offers instantaneous, cool-running operation and features printed

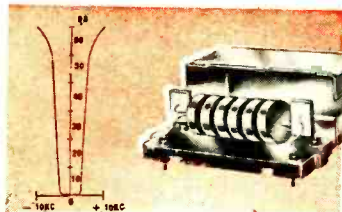
circuit, all-transistor design. Equipped with mobile mounting bracket, push-to-talk dynamic microphone, crystals for operation on channel 12. Operates on 12V DC (neg. or pos. ground) or on 117V AC with optional solid-state power supply. Imported.

Model HB-500.

139⁵⁰

99-3027WX

HIGHLY SELECTIVE MECHANICAL FILTER



With CB channels only 10 Kc apart, selectivity is important! In the HB-500, ultra-sharp selectivity is achieved by means of a true mechanical bandpass filter in the 455 Kc IF section. At 10 Kc on either side of the center frequency, the filter provides 60 db of attenuation — an extremely high rejection ratio that assures complete adjacent channel rejection!

Model HB-501 Solid State AC Power Supply

Matching solid state AC power supply for HB-500 for fixed station operation (at home, business office). Transceiver rests on power supply to form attractive integrated unit. Size $11\frac{1}{4}'' \times 6\frac{1}{4}'' \times 3\frac{1}{2}''$. Imported.

99-3028

Net 16.95

CIRCLE NO. 20 ON READER SERVICE PAGE

**In any CB application . . .
you'll outperform 'em all with a
MESSENGER.**



**Your own 2-way radio for
Business or Personal use!**



"PERSONAL MESSENGERS"—Compact, hand-held 100 milliwatt or 1½ watt units! Rugged and reliable—11 transistors, 4 diodes. Twice the sensitivity and 40% more range than similar units with conventional circuitry—more output than similar units with same rated inputs!

Cat. No. 242-101...100 Milliwatts... \$109.50 Net
Cat. No. 242-102...1½ Watts... \$129.50 Net



"MESSENGER"; "MESSENGER TWO"
For mobile, base station. High efficiency makes full use of maximum allowable legal power. Excellent receiver sensitivity and selectivity. Automatic "squelch" control. 5 crystal controlled channels on the "Messenger" and 10 crystal controlled channels plus tunable receiver on the "Messenger Two".

"MESSENGER" — \$114.95 Net
Cat. No. 242-127...115 VAC/6 VDC
Cat. No. 242-128...115 VAC/12 VDC



"MESSENGER TWO" — \$169.95 Net
Cat. No. 242-162...115 VAC/6 VDC
Cat. No. 242-163...115 VAC/12 VDC



"MESSENGER III"—Everything you want in a CB transceiver—a husky signal, extreme sensitivity, razor-sharp selectivity—and complete flexibility for base station, mobile, public address, or battery powered portable use! Double conversion receiver—set-and-forget "Volume" and "Squelch" controls—11 channel coverage—"Tone Alert" Selective Calling System available as accessory.

Cat. No. 242-150
12 Volts DC Messenger III... \$189.95 Net
Cat. No. 250-823
117 Volt AC Power Supply... \$ 29.95 Net

The nation's most popular Citizens Radio equipment line!

Rated BEST by Distributor Salesmen in National Survey!

WRITE TODAY for full color brochure, or see your Dealer/Distributor and ask for a demonstration!



E. F. JOHNSON COMPANY

2442 TENTH AVE. S.W. • WASECA, MINNESOTA
CIRCLE NO. 18 ON READER SERVICE PAGE

Tips

(Continued from page 14)

feature which permits you to spin the dial from one end of the band to the other. You can provide inertia tuning yourself with a material known as "lead wool." Available from plumbing supply houses and some hardware stores, it consists of heavy, "dead-soft" lead fibers. Just remove the main tuning dial of your receiver, and tamp the back of the dial full of lead wool. The added weight does the trick.

—Bob Kuehn, WOHKF

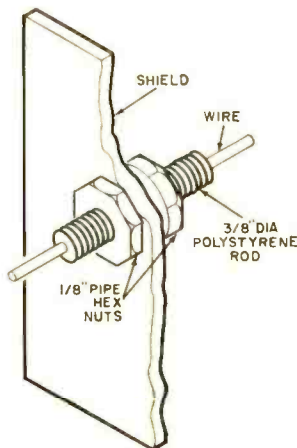
PLASTIC DYES FOR COLOR-CODING

White milady's nail lacquer is an ideal medium for color-coding, it has one drawback—it only comes in varying shades of red. True, recent fashion trends also provide shades of green or blue as well as silver, but if you purchase clear nail polish, you can tint it to any color you wish simply by adding one or more of the dyes used to color liquid plastic casting mixes. These dyes are carried by most hobby shops, and they mix well with all makes of colorless nail polish.

—Margie V. Erickson

MAKE YOUR OWN FEEDTHROUGH BUSHINGS

Feedthrough bushings that come in handy when building VHF receivers, transmitters, and experimental equipment can be easily made for a few cents each. Lock a ¼" pipe hex nut




in a vise, and chamfer the end of a ¼" polystyrene rod. Thread the rod by screwing it into the nut, making sure to get the thread started right. Cut the threaded rod into ¾" lengths and drill through it with a ¼"-to ⅜"-diameter drill. Then

mount the bushing with a nut on each side of the shield, and simply thread your wire through it. That's all there is to it.

—Wilfred E. Beaver

BARNES BOOKS ON ELECTRONICS





ELECTRONICS IN BUSINESS MACHINES

by Tom Jaski. How electronics in automation sifts the mountains of information about the millions of daily transactions that weave the web of business and industry today. Illustrated. **\$5.95**

VACUUM-TUBE CIRCUITS FOR THE ELECTRONIC EXPERIMENTER

by Julian M. Sienkiewicz. At last in one book—all the basic diagrams, schematics, and other vital information on vacuum-tubes and their circuits. 192 pgs. 100 illus. **\$4.95**



COMPUTERS AND HOW THEY WORK

by James D. Fahnstock. A fact-filled guidebook to electronic computers. More than 110 illustrations, easy-to-follow tables in nine sections will help you understand all major types of computing machines. **\$4.95**

THE ELECTRONIC EXPERIMENTER'S MANUAL

by David A. Findlay. With this guide you can put theory into practice. Learn about every component used in experimentation, every tool, its function and why it is used. A perfect guide to professional know-how. Illustrated. **\$4.95**



USE THIS HANDY ORDER FORM

ELECTRONICS BOOK SERVICE—A. S. Barnes & Co. Inc.
151-51 Seventh Avenue, Whitestone 57, New York, PE 61A

Please send me the books I have checked below:

I enclose \$.....(You pay all postal charges) Send C.O.D. (I pay charges)

..... copy(ies) of ELECTRONICS IN BUSINESS MACHINES at \$5.95 per copy

..... copy(ies) of VACUUM-TUBE CIRCUITS FOR THE ELECTRONIC EXPERIMENTER at \$4.95 per copy

..... copy(ies) of COMPUTERS AND HOW THEY WORK at \$4.95 per copy

..... copy(ies) of THE ELECTRONIC EXPERIMENTER'S MANUAL at \$4.95 per copy


NAME

ADDRESS

CITY

STATE

ZIP CODE #



New Products

Additional information on products covered in this section is available from the manufacturers. Each new product is identified by a code number. To obtain further details on any of them, simply fill in and mail the coupon which appears on page 15.

FM STEREO TUNER KIT

A low-cost (\$49.95) FM stereo tuner kit has been announced by the *Heath Company*. There are only three simple-to-use controls on the Model AJ-13: an automatic frequency/on-off switch, an on-off FM-stereo selector, and a flywheel tuning control. The 7-tube-envelope circuit has 12 tube functions which include FM multiplex reception. Sensitivity is $2\frac{1}{2}$ μ v. for 20 db of quieting;



Circle No. 75 on Reader Service Page 15

mono frequency response, ± 1 db from 30 to 20,000 cycles; stereo response, ± 2 db from 50 to 15,000 cycles. Harmonic distortion is 1% or less at 1 kc., channel separation 25 db or more. Features include a stereo broadcast indicator light and a large edge-lighted slide-rule dial. A matching 16-watt amplifier (the AA-32) is available for \$39.95.

SPECIAL-PURPOSE RECEIVER


Developed by *Regency Electronics, Inc.*, the Model TM "On-Call" Monitoradio is specifically designed to alert off-duty or volunteer firemen or policemen, emergency squads, or private ambulance crews. The 18-transistor, 7-diode unit (with all options) boasts 1- μ v. sensitivity, and a three-way power supply which can be operated from house current, a car battery, or with an optional battery pack

using nickel-cadmium rechargeable batteries. An emergency tone alert is also incorporated on an optional basis. Four basic models of the "On-Call" Monitoradio are available: single-channel crystal or multi-channel with up to six crystals, covering either 150 to 175 mc. or 30 to 50 mc. Units for special frequencies are available on request. Prices start at \$99.95.

Circle No. 76 on Reader Service Page 15

PACKAGE DEAL FOR WOULD-BE HAMS

Conar Instruments' complete Novice "package" consists of a three-band (80, 40, and 15 meters) receiver, a 25-watt transmitter, a key, and an ARRL manual to help the potential amateur operator earn his license. Capable of picking up AM, c.w., and SSB transmissions, the receiver features vernier



Circle No. 77 on Reader Service Page 15

tuning, two i.f. stages, two audio stages, transformer-operated power supply, built-in speaker, separate BFO, antenna trimmer, variable i.f. gain, and headphone jack. The transmitter is crystal-controlled and includes a pi-network output and a 3" panel meter. Both units are easy to construct. Price of package, \$64.00. The receiver is available separately for \$37.50, the transmitter for \$32.50.

CARDIODE DYNAMIC MICROPHONE


Specifically designed for the home recordist, *LTV University's* new Model 8000 is a shock-mounted cardioid dynamic microphone. The cartridge produces a smooth frequency response from 70 to 15,000 cycles, and the diaphragm will, under normal operating conditions, retain its original level of performance throughout the life of the microphone. Under a special warranty, the Model 8000 is guaranteed against all defects in material and workmanship for five years. Price, \$29.95.

Circle No. 78 on Reader Service Page 15

STEREO TAPE RECORDERS

Two broad new lines of stereo tape recorders have been introduced by *Ampeax Corporation*: the "2000" series and the "1000" series. The "2000" line incorporates a self-

reversing mechanism and automatic threading. The "1000" line has the same basic



Circle No. 79 on
Reader Service Page 15

design and performance without the automatic features. Each line consists of three recorders (plus separate speakers and microphones): a completely self-contained portable unit; a furniture model tape deck in oiled walnut cabinet; and an unmounted tape deck for component systems. The latter "2000" series model is shown in the photo. All models in both lines operate at $7\frac{1}{2}$, $3\frac{3}{4}$ and $1\frac{7}{8}$ ips, record 4-track stereo or mono, and play back 4-track stereo or mono and half-track mono or full-track mono. Prices start at \$350.00.

DRY TRANSFER CIRCUIT SHEETS

To simplify the preparation of etched circuit boards, *Prestype, Inc.* has introduced 16 separate Etch-Tronics sheets. Each 12" x 16" sheet carries one specific part of a circuit, repeated many times. After you chemically clean a laminate board, you burnish an Etch-Tronics circuit directly on the board using a burnisher, ball-point pen, or even a paper clip. Then chemically clean the board again—carbon tet is recommended—etch it, clean it once more, and it's ready for use.

Circle No. 80 on Reader Service Page 15

COMBINATION RC BRIDGE/CAPACITOR CHECKER

An unusual combination of functions are featured in the *Electronic Measurements* Model 801 resistance-capacitance comparator bridge and in-circuit capacitor checker. In-circuit tests that can be made include




Circle No. 81 on
Reader Service Page 15

detection of open capacitors for any value above 50 pf., with shunt resistance as low as 30 ohms for 350 pf.; short detection on all non-electrolytic capacitors, with shunt resistance as low as 100 ohms; and indication of intermittents. Out-of-circuit functions include bridge resistance measurements from 0.5 ohm to 500 megohms in four ranges; capacitance from 10 pf. to 5000 μ f. in four

ranges; leakage at rated voltage up to 500 volts; and power factor from 0 to 60%. Prices: \$24.95 (as a kit); \$38.95 (wired and tested).

"AIR-DAPTER" CONVERTER

Want to make your car radio a VHF receiver and listen to aircraft towers, arrivals and departures, and other airport transmissions? The *Livingston* "AIR-DAPTER" is a transistorized VHF con-



Circle No. 82 on Reader Service Page 15

verter, with self-contained battery supply, that provides reception of the aviation signals in the 108-126 mc. range. The auto receiver, which acts as an i.f. when used with the converter, is simply tuned to 1000 kc. No further adjustment is necessary, and all other tuning is done with the converter. The internal 9-volt battery will last many hours and can be replaced by removing the four cover screws. Price, \$21.95.

DARKROOM ENLARGING AID

Determining the proper printing paper contrast and exposure time is easy with the

Mitchell Fotoval[®] Computer System. Introduced by the *Heath Company*, the Fotoval was invented by photography enthusiast Robert Mitchell and engineered by Heath in conjunction with Weston Instrument & Electronics. The light-sensitive probe allows measurement of desired highlight and shadow areas smaller than the hole in an IBM card. And anyone, regardless of experience, can develop the prints the darkroom worker has made—or the undeveloped prints can be stored in a light-tight box and developed later. Available in kit form from Heath, the Fotoval can also be purchased wired from any Weston photo dealer.



Circle No. 83 on
Reader Service Page 15

BREAKTHROUGHS

Brief news flashes on recent important developments in the field of electronics

- Detailed, accurate maps of the moon are expected to result from work going forward at Arecibo, Puerto Rico, site of the world's largest and most powerful radiotelescope. Staff members at the Arecibo facility, operated by Cornell University under a U.S. Air Force contract, have established a workable grid pattern for the moon comparable to the imaginary latitude and longitude systems used by map makers on earth. The grid makes it possible to determine where radar signals transmitted from Arecibo strike the moon. A great deal about the surface and other characteristics of the moon can be learned through careful analysis of such radar signals . . .
- Another entry in the race to produce the world's most powerful superconducting magnet has been announced by RCA—a device that is claimed to produce a magnetic field of 107,000 gauss—214,000 times more powerful than the earth's magnetic field. The magnet, made pos-

sible by the development of a method of making a flexible superconducting ribbon of niobium and tin (three miles of this "ribbon" were used to wind the magnet), is expected to have applications in developing new techniques for generating power such as magnetohydrodynamics and controlled nuclear fusion. Other applications will be in plasma research and space propulsion, and in high-energy physics. Superconductivity—the phenomenon of zero resistance to the flow of electricity at very low temperatures—is currently regarded as the only answer to the problem of how to build extremely powerful magnets . . .

- Electronic "ticket takers" that read magnetically coded Long Island Railroad commuter tickets, cancel one ride, and then activate an "enter" sign and unlock the turnstile, have been installed at two Long Island stations. Under the system, a commuter can buy a one-trip, weekly, or monthly ticket magnetically coded to show his boarding point, destination, and the period during which the ticket can be used. The ticket is inserted in a slot in the turnstile housing and is "read" by a computer which magnetically "punches" it and informs the passenger how many rides remain. If the ticket is spurious or invalid for any reason, it is rejected. The system, manufactured by

NOW YOU CAN SECURE A HIGH SALARIED • TOP PRESTIGE CAREER IN ELECTRONICS IN ONLY ONE YEAR!

ELECTRONICS is the fastest growing industry in America today, creating unlimited opportunities for high salaries, with rapid advancement in **INDUSTRY AND THE ARMED FORCES** for Bailey Trained electronic engineering technicians.

LARGE CORPORATIONS from coast to coast, and **BRANCHES OF THE ARMED FORCES** send recruiters to visit each graduating class at Bailey Tech, offering unusually high starting salaries.

BAILEY GRADUATES ARE BEING HIRED for such fascinating and interesting work as technical salesmen, research and development of guided missiles, electronic business machines and automatically controlled manufacturing plants, etc., also good **RATINGS IN THE ARMED FORCES**.

UP TO SEVEN TECHNICIANS are needed for every engineer . . . this, plus superior training is why Bailey Graduates are being paid more to start, and are advancing more rapidly than many men who have spent four years in training.

Resident training is easier and costs less than you may think! We provide housing and part-time jobs while in school, plus free nationwide employment service for graduates. If you want to quickly enter America's fastest growing and most exciting industry, write for free booklet . . . no obligation.

VETERAN APPROVED
BAILEY INSTITUTE OF TECHNOLOGY
1930 S. Vandeventer, St. Louis, Mo. 63110



This Minneapolis-Honeywell system controls hundreds of automatic manufacturing operations. Experience on live equipment is emphasized at Bailey and is another reason for the tremendous backlog of high pay positions waiting **BAILEY GRADUATES**.

MAIL TODAY

Please mail immediately this free booklet without obligation PE-9

Phone _____ Age _____
Name _____
Address _____
City _____ State _____



CIRCLE NO. 2 ON READER SERVICE PAGE

NOW IT'S A BREEZE

to paint everything
you see here
including the room—
with the

**WORLD'S FIRST ROTARY
ACTION PAINT GUN!**

All yours with practicality!
**NO MISTING — NO OVERSPRAY —
CAN'T EVER CLOG IN OPERATION!**

**ONLY THE SLOAN-ASHLAND
ROTARY ACTION PAINT GUN...**

let's you paint a line
so fine you can
write your name...



cover a full foot-and-a-
half swath with one pass...



paint within inches...



Delivers as much paint per minute as a \$200 industrial compressor model. HANDLES WATER SOLUBLE, RUBBER BASE, OIL BASE, FLAT, SEMI-GLOSS AND ENAMEL PAINTS. LIGHT OILS... INSECTICIDES... FLOOR WAXES, POLISHES AND OTHER LIQUIDS.

- No costly compressors
- No nozzles, needles, strainers to clog
- No air hoses to drag
- No flimsy vibrators
- 2-SPEED OPERATION for perfect control of light and heavy liquids.
- FINGER-TIP CONTROL OF PAINT FLOW—trigger lets you start and stop spraying instantly
- ADJUSTABLE GATE FOR EXACT WIDTH OF SPRAY YOU WANT—from ¼" to 18"—can't ever clog in operation.

- CLAMP-ON CAN holds full quart
- PAINT VOLUME CONTROL lets you deliver just the amount of paint desired to the working surface
- For 115V AC operation
- Fully guaranteed
- ALUMINUM DIE CAST HOUSING for light weight and rugged durability
- CAN'T EVER CLOG IN OPERATION
Powerful GE motor and rotary action spin the paint at a steady 17,000 RPM... actually makes the Sloan-Ashland Paint Gun impossible to clog in operation!
- Reduces misting and overspray to a minimum. Eliminates 90% of usual masking! No more need to cover everything in sight.



AMAZINGLY EASY TO CLEAN OF CHANGE COLORS...
Fill container with water or proper solvent. run gun for a minute or two. That's all there is to it! No mess, no bother!

\$59⁹⁵



FREE

**TWO QUARTS OF
SPRED-SATIN PAINT**

**Covers 300% more width
in each stroke than a 6" brush or roller...**

Now you can do 100 Sq. ft. of surface in minutes—because you cover three times as much area on each stroke, with the Sloan-Ashland Rotary Paint Gun. You cover a full foot-and-a-half swath with perfect control. Big job or small... inside or outside... whether you're spraying paint or other fluids—nothing does the work as quickly, as easily as this amazing paint gun!

**Typical Oval Pattern of
Ordinary Spray Gun.**



Oval spray and wide feathering around edges make precise work difficult, requires extensive masking.

**"Straight Line" Pattern of
Sloan-Ashland Paint Gun.**



Straight line spray and minimum of feathering gives you perfect control for the most precise painting.

American Products Division, 589 Broadway, New York 12, N.Y.
Send me your new Sloan-Ashland Rotary Paint Gun. I may use it for seven days free, and return it at your expense if I am not fully satisfied.

Also—send me two free quarts of Spred Satin Paint (worth \$4.30) which I may keep and use whether or not I agree to buy the Sloan-Ashland Rotary Paint Gun.

If I do agree to keep it, I will pay only \$8.50 a month until I've paid the low price of just \$59.95 (plus shipping and handling).

Name _____ (Please print)

Street _____

City _____ Zone _____ State _____

Where employed _____

Home phone number _____

NEW CITI-FONE SS

\$169⁵⁰


No
Extra
Crystals
to
Buy!



FULL 23 CHANNEL

Delta Tuning • "Noise Immune" Squelch • Double Tuned IF's • Triple Tuned RF • AC/DC Voltage Doubler Power Supply • Microphone Preamp • "Dual" Function Panel Meter • Illuminated Meter and Channel Selector • Pulse Tuned ANL • Tone Alert Connector Compact 8" x 11" x 4 1/4" • Complete, Ready to Operate.

WRITE, WIRE or PHONE TODAY FOR COMPLETE INFORMATION



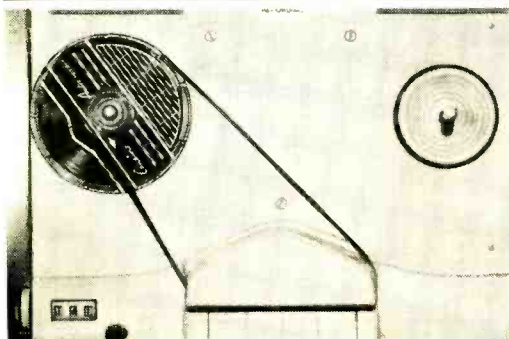
MULTI-ELMAC COMPANY
21470 COOLIDGE HIGHWAY
OAK PARK 37, MICHIGAN

Name _____ (please print)

Address _____

City _____ Zone _____ State _____

CIRCLE NO. 23 ON READER SERVICE PAGE



**JUST
NO
END
TO
IT**

Endless magnetic tape magazine for automatic and continuous playback. Instantly converts any reel-to-reel tape recorder to a continuous player. Ideal for party music, helping children with studies, language practice, sleep learning, unlimited commercial use.

- Fits any recorder • No threading
- No rewinding • Plays 15 minutes
- repeats automatically • Record or erase as with standard rewind tapes. Always ready for use.

\$9.75—at most audio Visual and Recording equipment dealers or sent postpaid. Satisfaction guaranteed.

Cousino Electronics Corp., Dept. PEM
1941 Franklin Ave., Toledo, Ohio 43624

Cousino AUDIO-VENDOR

CIRCLE NO. 10 ON READER SERVICE PAGE

BREAKTHROUGHS

(Continued from page 26)

Litton Industries Advance Data System division, has also been undergoing testing at two London Underground (subway) stations . . .

- Plasmajet engines for spaceships, portable torches that boil tungsten and slice through concrete, and new spotlights as bright as the sun are just some of the possibilities inherent in a new type of free-burning plasma generator demonstrated by Columbia University's Electronics Research Laboratories. Heretofore, plasma (an electrically conductive gas most commonly manifested as a brilliant, intensely hot stream) has been generated by passing gas through an electric arc surrounded by a special confining and cooling apparatus. The new device, which is more than twice as efficient, ionizes gas by passing it through a porous graphite electrode *before* it enters the arc. This eliminates the need for confining and cooling, and produces a free-burning, open-air plasma . . .

- Libraries of the future may be largely computer-operated, with one or more centralized machines serving as a vast storehouse of technical data and general information. The feasibility of such a setup was recently demonstrated by Univac Division of Sperry Rand Corp. which has programmed a Univac 490 at the World's Fair Library/USA exhibit to reproduce on demand reading lists and/or essays on 75 different subjects. In special demonstrations, librarians in St. Louis—a thousand miles away—queried the World's Fair machine and received 700-word printed reports in 20 seconds . . .

- A method of teaching a computer to handle new problems by "reinforcement," a term borrowed from the psychologists, has been devised by Marion D. Waltz and Prof. King-Sun Fu, Purdue University engineers. Reinforcement—figuratively the "rewarding" of correct solutions and the restudying of incorrect ones—was applied to a simulated analog factory control system. For learning circuitry, a 1620 digital computer was incorporated. The 1620 makes its first decisions by "flipping a coin"—then it examines the results of those decisions. Right choices receive positive reinforcement, meaning that there is a greater chance that the same decision will be made under similar circumstances. Negative reinforcement is given wrong answers . . .

—W. Steve Bacon

POPULAR ELECTRONICS

You Can't Buy Better Color TV Performance At Any Price!

**Heathkit® Deluxe
Color TV Saves 30%
Has Exclusive Features
& Is Easy To Build!**



GR-53A
\$399⁰⁰

(Includes chassis, all tubes, VHF & UHF tuners, mask, mounting kit, & special speaker) cabinet optional \$49.00

Here's What The Experts Say! *Popular Electronics*, May issue: "The GR-53A is not a skimpy receiver in which corners have been cut to keep costs down and still provide color TV. Instead, the GR-53A (on a comparison shopping basis) has the same color and sound fidelity, flexibility, and ease of handling as those manufactured receivers which sell for over \$600."

Radio-TV Experimenter, June issue: "The repair cost savings during the Heath Color TV set's life compared to commercial units may be more than \$200."

Popular Mechanics, February issue: "Mounted, pre-aligned critical circuits enable beginners to assemble. Picture quality is topnotch."

Science & Mechanics, April issue: "Built-in servicing circuits such as a dot generator are valuable aids in getting the set operating for the first time & eliminating expensive service calls & bills when realignment or part replacement is needed later on." **Anyone Can Build It!** No special skills or knowledge required . . . all critical assemblies are factory-built & tested . . . simple check-by-step instructions take you from parts to picture in just 25 hours!

Exclusive Built-In Service Center Eliminates Maintenance Costs! You adjust and maintain the GR-53A yourself with the degaussing coil, service switch, and built-in dot generator! No more costly TV service calls! No other set has these self-servicing features!

No Expensive Service Contract! Since you maintain the set, there's no need for a costly service contract. Heath warrants the picture tube for 1 year, all other parts for 90 days!

Compare These Additional Features: • 26-tube, 8-diode circuit • Deluxe Standard-Kollsman VHF tuner with push-to-tune fine tuning for individual channels, 2 thru 13 • New transistor UHF tuner

for channels 14 thru 83 • High definition 70° 21" color tube with anti-glare bonded safety glass • 24,000 volt regulated picture power • Automatic color control & gated AGC for peak performance • 3-stage high gain video I.F. • Line thermistor for longer tube life • Thermal circuit breaker for component protection.

Cabinet Or Custom Installation! After assembly, just slip the complete unit into the handsome GRA-53-6 walnut-finished hardboard cabinet! Or, if you prefer, mount it in a wall or custom cabinet. **Enjoy Complete TV Reception Now!** . . . by ordering the new 1964 Heathkit 21" High Fidelity Color TV!

Kit GR-53A, chassis, tubes, mask, VHF and UHF tuners, mounting kit, speaker, 121 lbs. ---\$399.00
GRA-53-6, walnut-finished cabinet, 53 lbs. --\$49.00

FREE HEATHKIT CATALOG

See these and over 250 other exciting Heathkits available in easy-to-build kit form. Save 50% or more by doing the easy assembly yourself! Send for your free catalog today!



HEATH COMPANY Dept. 10-9-1
Benton Harbor, Michigan 49023

Enclosed is \$ _____, plus freight. Please send model(s) _____.

Please send my Free Heathkit Catalog.

Name _____
(Please Print)

Address _____

City _____ State _____ Zip _____

Prices & specifications subject to change without notice. CL-185-1

CIRCLE NO. 16 ON READER SERVICE PAGE

master mathematics in your leisure
PROGRAMMED LEARNING
 exclusive with

Britannica Schools

a member of the Encyclopaedia Britannica Family

THESE 17 TESTED COURSES IN THE GENUINE "TEACHING MACHINE" APPROACH

- 7TH GRADE MATHEMATICS • WHOLE NUMBERS AND NUMERALS
- MODERN MATHEMATICS FOR THE JUNIOR HIGH SCHOOL • BASIC MATHEMATICS • VERBAL PROBLEMS IN ALGEBRA • ALGEBRA I
- PLANE GEOMETRY • ALGEBRA II • MODERN ALGEBRA • THE LANGUAGE OF ALGEBRA • TRIGONOMETRY • SOLID GEOMETRY
- ANALYTIC TRIGONOMETRY • INTRODUCTION TO SETS • INEQUALITIES AND FUNCTIONS • INTRODUCTORY CALCULUS I & II
- DESCRIPTIVE STATISTICS • MANAGEMENT DECISION MAKING

Not a "scrambled book" or miniature gadget promising only "review" or "highlights" from a box.

Here is the full curriculum of mathematics, presented only after testing on thousands of students.

You will find not just "2,000 simple steps," but 6,000 ... 8,000, or in some areas, more than 11,000 carefully developed and researched "frames" of information.

Permits you to progress at your own rate of speed. You take periodic tests under your own Britannica tutor. This is no "do-it-yourself" short cut. Sold only through the mail.

BRITANNICA SCHOOLS Dept. PE-94
 14 East Jackson Boulevard NO OBLIGATION ...
 Chicago, Illinois 60604 ACT TODAY

Please send me full details on mathematics.

NAME _____
 ADDRESS _____
 CITY _____ STATE _____ ZIP CODE _____
 AGE _____ OCCUPATION _____

CIRCLE NO. 3 ON READER SERVICE PAGE

*A New Dimension...
 ...IN MUSIC*



AVAILABLE
 COMPLETELY
 ASSEMBLED
 OR IN A
 KIT FORM

AUDIO-COLOR

Add visual excitement to hi fi or stereo system with AUDIO-COLOR ... a transistorized unit that can be easily attached to your hi fi, stereo, tape recorder ... even most radios.

A moving panorama of color casts dancing images on a soft frosted screen as the music plays. Brilliance of light reflects the various volumes as it rises and falls with each beat of the music. AUDIO-COLOR is simple to build ... screwdriver and soldering iron are all the tools you'll need.

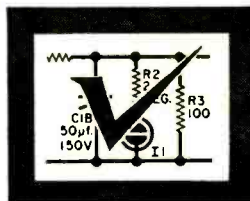
Now you can see your favorite recordings or stereo tapes with the AUDIO-COLOR ... a real conversation piece for music lovers and electronics enthusiasts alike.

Kit w/walnut finished cabinet..... \$39.95 Completely assembled unit in walnut finished cabinet \$49.95

Complete instructions included / Shipped Railway Express Collect—Send check or money order to:

CONAR Division of National Radio Institute, Dept. JA4C
 3939 Wisconsin Ave., Washington, D.C. 20016
CIRCLE NO. 7 ON READER SERVICE PAGE

Operation Assist



THROUGH THIS COLUMN we try to make it possible for readers needing information on outdated, obscure, and unusual radio-electronics gear to get help from other readers. Here's how it works: Check over the list below. If you can help anyone with a schematic or other information, *write him directly*—he'll appreciate it. If you need help, send a post card direct to **OPERATION ASSIST, POPULAR ELECTRONICS, One Park Avenue, New York, N.Y. 10016**. Give the maker's name, the model number, year of manufacture, bands covered, tubes used, etc. Be sure to print or type everything legibly, including your name and address, and be sure to state specifically what you want, i.e., schematic, source for parts, etc. Remember, *use a post card*; we can handle them much faster than letters. And don't send a return envelope; your response will come from fellow readers. Because we get so many inquiries, none can be acknowledged, and **POPULAR ELECTRONICS** reserves the right to publish only those requests that normal sources of technical information have failed to satisfy.

Schematic Diagrams

RCA "Magic Brain" superhet receiver, Model 9K2. Tunes 150 kc.-60 mc. (Dick Bohl, R.R. #2, Mowrytown, Ohio)

Howard Radio Co. Model 425-A receiver, circa 1942. Tunes 4 bands. (Ned A. Hedrick Jr., 1331 Northwest Dr., Pella, Iowa 50219)

McMurdo Silver "Orpheon" 7-tube t.r.f. broadcast receiver, 1938. (G. B. Publow, Box 590, Picton, Ontario, Canada)

Majestic Model 111 auto radio built by Grigsby-Grunow Co. of Chicago, about 1935. (Jeffrey Boyea, 2280 W. Mangold Ave., Milwaukee, Wis. 53221)

Sparton Model 301 receiver, circa 1927. Uses 2 #50, 2 #81, 6 #27 tubes. (Ronald Hattner, 14040 Sherwood, Oak Park 37, Mich.)

Philco Model 46-860 receiver, code 121. Covers broadcast and short-wave bands to 22 mc. (Federico Po. 1573 Doroteo Jose, Sta. Cruz, Manila, Philippine Republic)

New-Tronics Model A1 transistorized stereo amplifier, about 20 transistors. (Earl Morwitz, 4222 N. Ashland, Chicago, Ill. 60613)

Truetone Model D-911 receiver, chassis 277, 3 bands, 8 tubes. (Darrell Lumpkin, R.R. 1, Modoc, Ind. 47358)

Meissner 6-tube a.c.-d.c. radio kit. Tunes 6-18 mc. and 35-160 kc. (Norman F. Swain, 1156 Socorro Ave., Sunnyvale, Calif.)

Case Electric Co. neutrodyne broadcast receiver, about 1927. (Jan Johnson, 560 Bloomfield Ave., Bloomfield, Conn. 06002)

Bendix RA-10 (CA) ADF receiver, 1942. Tunes 300 kc. to 12 mc. in 4 bands. (J. Hartman, 1121 W. Airport, Lompoc, Calif.)

E. H. Scott custom-built receiver, 12 tubes, chrome chassis, ser. 11-137. (J. W. Fraser, 2003 Cherokee Rd., Carpentersville, Ill.)

(Continued on page 32)

This New Heathkit® FM Stereo Tuner At \$49.95...



Plus... This Heathkit® 16-Watt Stereo Amp At \$39.95...



Equals Complete Stereo Electronics For \$89.90!

Start With The New Heathkit AJ-13 Stereo Tuner! First you'll like the ease with which it operates... just three controls—On Off-FM Stereo Selector... a Tuning Control... and AFC On-Off switch. What could be simpler?

And yet, you enjoy a host of maximum performance features like the built-in stereo converter... automatic frequency control that locks-in all stations for quiet, drift-free reception... a stereo indicator light that silently signals when stereo is being broadcast... large edge-lighted slide-rule dial for easy station reading... easy flywheel tuning... external antenna terminals... plus point-to-point wiring and a pre-assembled, prealigned "front-end" for fast, simple assembly! Goes together in a couple of evenings! You'll Like The Modern Color Styling, Too!... mocha brown & beige steel cabinet with midnight black trim accents.

Now Add The Heathkit AA-32 16-Watt Stereo Amplifier with its 4 stereo inputs... mag. phono, ceramic phono, tuner & auxiliary. Its clean, pure power response of ± 1 db from 30 to 30,000 cps at 8 watts per channel! Its full complement of controls... mono/stereo switch; a dual-concentric volume control for adjusting both channels simultaneously or individually; full-range tandem-type tone controls for simultaneous adjustment of bass or treble. Its 7-tube amplifying circuit with 2 fourstage preamps, and 2 push-pull power output stages. Its complete transformer operated full-wave silicon-diode circuit. Its simple fast point-to-point wiring

...beginners finish in just a few hours! Its attractive styling... matches the AJ-13 Tuner. Its low, low price... \$39.95!

Now Settle Back & Listen! The sound's superb... the operation simple... the styling handsome... the savings big! Discover why more people rely on Heath to take the high cost out of quality. Use the handy coupon & choose both units now!

Kit AJ-13, FM Stereo Tuner, 13 lbs. \$49.95

Kit AA-32, 16-Watt Stereo Amp, 15 lbs. \$39.95



FREE HEATHKIT CATALOG

See these and over 250 other exciting Heathkits available in easy-to-build kit form. Save 50% or more by doing the easy assembly yourself! Send for your free catalog today!



HEATH COMPANY, Dept. 10-9-2
Benton Harbor, Michigan 49023

Enclosed is \$_____, plus postage. Please send model(s)_____.

Please send my Free Heathkit Catalog.

Name _____

(Please Print)

Address _____

City _____ State _____ Zip _____

Prices & specifications subject to change without notice.

HF-170R-1

Operation Assist

(Continued from page 30)

Airline (Montgomery Ward) Model 93WG-801A 7-tube receiver, circa 1945. (John Kanbergs, 559 Rocky Way, Redwood City, Calif. 94062)

Grebe "Synchrophase" receiver, type MU-1, ser. ZDHC. (John Demerski, 150 Sixth St., Bristol, Conn.)

Firestone 4-A-20 "Air Chief" 2-hand receiver, code 5-5-9000A. Uses 6 tubes. (C. R. Bush, Jr., 1105 W. 109 Pl., Los Angeles, Calif. 90044)

Federal Electric Model D-10 5-tube BC receiver, about 1925. (Jack Allison, 9 Genesee Dr., Commack, N.Y. 11725)

Silvertone Model 7057 radio-phono combo with record cutter, ser. 456469. (John Burns III, 234 N. Oxford, Independence, Mo. 64053)

Philco Model 42-390 8-tube radio, code 121. Tunes BC, s.w., FM. (John Suennicht, Rte. 2, Grafton, Wis.)

Universal Management 6-tube receiver, ser. 9179, late 1930's. (Michael Peters, R. R. 1, Burnett, Wis.)

Atwater-Kent Model 60C 8-tube radio, late 1920's. (Albert Malone, 3 Circle Ave., Mill Valley, Calif.)

Hibbard "Supertone" 5-tube a.c.-d.c. portable receiver. **Freed-Eisemann** Model NR-7 neotrodyne battery-operated t.r.f. receiver using 6 201A tubes. (Warren Buell, 608 N. Cherokee Ave., Los Angeles 4, Calif.)

Howard Communications Model 718 receiver, ser. 7187252, circa 1938. Tunes 540 kc.-20 mc. in 3 bands. (Gary Noel, 855 Savitt Pl., Union, N.J.)

Radiotel Model 1500 receiver, ser. 1586, made by Pacific Electron Products, Long Beach, Calif. (L. J. Potter, 660 Union N.E., Salem, Ore. 97301)

1155 British aircraft receiver. Tunes 5 bands. Has 9 tubes and "eye." (Terry Mickelson, 324 W. Gorge Rd., Victoria, B.C., Canada)

Century Model FC-2 tube tester. (Stephen Ondosh, 309 E. 8 St., New York, N.Y.)

E. H. Scott receiver/record player. Tunes 5 bands. Has 2 magic-eye tubes, total of 28 tubes. (Jerry White-leather, 129 Ogden Ave., Swarthmore, Pa. 19081)

Midwest Model S-8 7-tube radio, about 1947. (Edward J. Conroy, 305 Perry St., Buffalo, N.Y. 14204)

RCA Model R-32 broadcast console, about 1930. 10 tubes. (Paul Knupke, 1225 Cass Rd., Maumee, Ohio 43537)

Sparton (Sparks-Withington Co.) Model 10Y21 receiver, around 1939-1943. (Fred Budig, 315 E. 93 St., New York, N.Y. 10028)

Special Data or Parts

Philco Model 41-95 battery-operated BC receiver, code 121, ser. U 41230. Parts list, service data, and schematic needed. (Paul J. Roggenbuck, Johnston Rd., Port Hope, Mich. 48468)

Kolster Model 8B 8-tube radio, 1926, built by Federal-Brandes, Newark, N.J. Schematic and source for UX-112 tube needed. (Jack LaVelle, 4616 W. 152 St., Oak Forest, Ill.)

Crosley Model 1526 10-tube radio covering BC to 18 mc. in 3 bands. Schematic and variable capacitor B-135036 needed. (Russell J. Edmunds, 24 Rosslyn Ct., Little Silver, N. J. 07739)

Wilcox-Gay "Recordio" tape recorder, Model 8-T-11, ser. 534. Schematic, manual, any other info requested. (F. Cottle, 24 John St. North, Hamilton, Ontario, Canada)

Case 5-tube radio, made by Indiana Mfg. & Electric Co., Marion, Ind., in late 1920's; has 3 calibrated dials on front. Any information will be appreciated. (Norman C. Elser, Box 164, Evansport, Ohio 43519)

Hansen Electric Products Model M-70 VTVM, ser. P8232. Schematic and instruction manual needed. (Leonard Shustek, 166-15 17th Rd., Whitestone 57, N.Y.)

BC-1253 UHF transmitter using acorn tube. Frequency range wanted, plus any technical data and schematic. (John D. Griffiths, 38 Lowell Ave., Summit, N.J. 07901)

(Continued on page 38)

"Believe it or not,
 I make over 90% of
 my broadcast tapes
 on the same Norelco
 model designed for
 your home,"
 says Skip Weshner

"My tapes have to meet the broadcast standards of the leading FM stations around the country. My Norelco '401' gives me tapes that not only meet or exceed these standards, but on playback on the '401' I defy any listener to tell the difference between my live broadcasts and my taped ones!

"As to reliability, my Norelco has been on the firing line five nights a week, month after month, year after year, and has required less maintenance than any other recorder I've ever used.

"Although the '401' was designed for the operating convenience and for the pocketbook of the home user, in my book it has proved itself as a thoroughly professional recording instrument."

The Norelco Continental '401' 100% transistorized • 4-speed • 4-track stereo/mono. record/playback • completely self-contained with dual preamps, dual power amplifiers, matched speakers and stereo dynamic microphone . . . See it at your hi-fi dealer's—or write to Dept. R-9, North American

Philips Company, Inc.,
 High Fidelity Products
 Div., 100 East 42nd Street,
 New York, N. Y. 10017




Norelco®

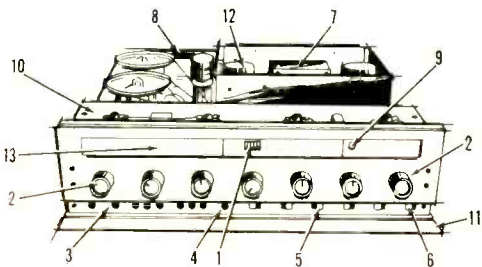
CIRCLE NO. 27 ON READER SERVICE PAGE

POPULAR ELECTRONICS

first all-transistor stereo receiver kit!



New! Cool-Operating Heathkit Receiver Combines All-Mode Tuner & 40-Watt Amplifier Into One Compact Walnut Cabinet... Only \$195.00



1. Tuning meter 2. Individual AM and FM tuning
3. Input level controls 4. Level balance control
5. Local-distance switch 6. Speaker phase switch
7. Transformer operated power supply 8. AM rod antenna 9. Stereo indicator light 10. Preamssembled FM "front-end" 11. Hinged lower front panel (conceals secondary controls) 12. Regulated and electronic filtered power supply 13. Illuminated slide-rule dial • 43 transistor, 16 diode circuitry • Dimensions: 17" L x 5 3/8" H x 14 3/4" D.

Two 20-watt power amplifiers...two separate pre-amplifiers... plus wide-band AM, FM and FM Stereo...all beautifully housed in one compact, "low-silhouette" walnut cabinet. Add to this, cooler, faster operation with no fading, no faltering, just clean, pure, unmodified sound, and you have the exciting new Heathkit Stereo Receiver. The first all-transistor receiver in kit form! And it's so easy to own...just \$195.00!

Advanced features in addition to those shown at the left include: automatic switching to stereo; inputs for magnetic phono and two other sources; filtered tape recorder outputs; high-gain RF stages, squelch control; AFC; effortless flywheel tuning; external antenna terminals; and preassembled FM "front-end" and 3-stage AM-FM I.F. strip. Just add two speakers and a phonograph or tape recorder, and you have a complete music system. "Transistor sound," designer styling, advanced features, plus big savings...more than enough good reasons to move up to the "better listening" of the New Heathkit Stereo Receiver!

Kit AR-13, 30 lbs. \$195.00



FREE HEATHKIT CATALOG

See the latest products in Heathkit's wide, wonderful line. Over 250 do-it-yourself kits for stereo/hi-fi, marine, TV, electronic organ, amateur radio, test instruments, educational and home and hobby items that will save you up to 50%. Send for your free copy today!

Enclosed is \$195.00 plus postage, please send Kit AR-13 Stereo Receiver.

Please send complete detail and specification sheet on the AR-13 Stereo Receiver.

Please send Free copy of Heathkit Catalog.



HEATH COMPANY, Dept. 10-9-3
Benton Harbor, Michigan 49023

Name _____
(Please Print)
Address _____
City _____ State _____ Zip No. _____

Prices & specifications subject to change without notice.

HF-165R

CIRCLE NO. 16 ON READER SERVICE PAGE

No matter what job you have today
CIE can help you move ahead
...fast!



It's a fact. The men holding down high-paying, challenging jobs in electronics have one thing in common . . . they *know* practical electronic theory. And now . . . thanks to Cleveland Institute of Electronics . . . you can join this select group of successful men. First, find "you" in the picture. Second, read about the CIE Program that matches your present occupation. Third, fill out the postage-paid reply card and drop it in the nearest mail box. You'll soon see why modern, effective CIE Home Study has helped thousands move ahead in electronics . . . can do the same for you. But act now. The demand will never be greater for ambitious men who *prepare* themselves for the top jobs in electronics.

1 Radio-TV Servicemen: Boost your business fast. Get your Commercial FCC License and service mobile radios used by police and fire departments, taxi and truck fleets . . . also maintain marine electronics, broadcast station equipment, CB, etc. CIE's First Class FCC License program is the quick risk-free way to prepare for the tough FCC exam. Switching to a job in industry? With our comprehensive Electronics Technology program under your belt . . . you're a cinch to get just the one you want.

2 "Ham" Operators: Turn that hobby into a profitable profession. Prepare for a rewarding job at one of the country's 5,000 Commercial Radio and TV stations. CIE's Broadcast Engineering program will teach you how to select, use, maintain all types of Radio and TV station broadcasting equipment; also prepares you for the First Class FCC License.

3 Communications Specialists: Want a top job with a telephone company, a railroad, a pipeline company or any firm with a big stake in communications? CIE's Electronic Communications program will change that wish to reality. Covers mobile radio, microwave; carrier telephony, too, if you want it. Gets you a Second Class FCC Ticket.

4 Military Electronic Specialists: Staying in . . . or getting out, CIE's Electronics Technology program will help nail down your next promotion . . . or land that first high-paying job in civilian life. You'll learn new electronic principles . . . know how to apply them for troubleshooting all types of electronic equipment.

5 Electricians: Electronics is here to stay! CIE's Industrial Electronics and Automation program takes the mystery out of "exotic" new industrial control systems, electronic heating and welding, servomechanisms, solid state devices, ultrasonics, X-ray . . . has everything you need to understand your new electronic equipment.

6 Ambitious Men . . . anywhere: Electronics is the world's fastest-growing industry . . . a 17 billion dollar business that's grown 400% in the last 10 years. Right now there are thousands of good steady jobs just waiting for trained men. CIE's Electronics Technology program provides

complete understanding of electronics theory and fundamentals . . . prepares you for the First Class Commercial FCC License. Whether you're in Electronics now . . . or just thinking about changing to this exciting career field; whether you work in industry, business, government, or the military . . . this is the program for you.

CLEVELAND INSTITUTE HOME STUDY IS FAST, ECONOMICAL, EFFECTIVE. HERE'S WHY:

Modern up-to-date material . . . including three exciting new subjects. Every day . . . the Electronics Industry sees new developments in equipment, design methods, application techniques. CIE lesson material keeps pace. For example . . . our new Troubleshooting lessons give you a fast, systematic method of locating faults on *any* electronic equipment. New lesson material on Transistors covers this vital subject clearly, concisely . . . shows how they work, where and how you use them. And a new Micro-miniaturization lesson describes all types of micro components . . . explains such critical subjects as integrated circuits and microwatt electronics. It's the kind of knowledge you want—the kind of knowledge you'll use!

An FCC license . . . or your money back. All CIE Programs (except Industrial Electronics and Advanced Engineering) are backed by our famous Commercial FCC License Warranty: "If you fail the FCC exam for the License specified after completing your program . . . all tuition will be refunded." Compare this to any other FCC License offer. You'll see it's about as close to a sure thing as you'll ever find!

"Check-point" programmed learning . . . plus FCC Progress Reviews. CIE Home Study works! You learn at *your* best learning speed. All material comes in small, easy-to-understand segments . . . is "locked-in" by examples, diagrams, explanations. You learn thoroughly . . . and remember what you learn! And FCC Licensing Programs include special Progress Reviews covering hundreds of questions and answers just like those on the FCC License Exam.

Free nationwide job placement service . . . for life, for every CIE graduate. Every 60 days . . . while you're a student and after graduation CIE will send you an up-to-date list of many high-paying job opportunities with top companies across the country. We'll also provide you with 200 professionally-prepared resumes to help you land the job you want!

Thirty years of experience . . . highly qualified instructors . . . accredited. Since 1934, Electronics home study has been Cleveland Institute's *only* business. Our instructors are experts in electronics and are currently training some 15,500 students. We are accredited by the Accrediting Commission of the National Home Study Council. This Commission has been approved by the U. S. Office of Education as a "nationally recognized accrediting agency" under the terms of Public Laws 82-550 and 85-864.

Now is the time
to make your move in Electronics

Mail Reply Card Today



Cleveland Institute of Electronics

Dept. PE-21

1776 East 17th Street

Cleveland, Ohio 44114

NEW - - by KUHN

AM/FM VHF RECEIVER

New model now covers 26-54 and 88-174 MC in eight overlapping calibrated bands with large full vision dial. New circuitry. High sensitivity. Ideal for listening to Aircraft, CB, Police, Fire, Amateur, or other signals as well as regular FM broadcast stations. Completely self-contained with headphone jack for private listening.



353B \$59.95 inc. FET

AIRCRAFT • POLICE • FIRE



348A Complete \$34.95

315-B 5-54 MC \$17.95

115-160 MC \$18.95



Transistorized, directly tuneable converter. Powered with self-contained mercury cell. Excellent sensitivity and stability. Designed for car, home or portable receivers.

Converts home or car radios to receive Fire, Police, Aircraft, CB, SW, etc. Exceptional sensitivity on High and Low Bands. High Band type adjusts to bracket 115-160 MC. Low Band type should be ordered for 33-47 MC, 40-52 MC, 26-30 MC, 9-12 MC, etc. May be adapted for transistorized car radios.

Order today or send for free catalog on full line of converters and receivers for every application.



20 GLENWOOD CINCINNATI 17, OHIO

CIRCLE NO. 19 ON READER SERVICE PAGE

UNUSUAL BARGAINS



Perfect for Plant, Hobby, Home NEW LOW-COST KIT TO BUILD PHOTOELECTRIC DEVICES

Dozens of practical applications for this low-priced photoelectric kit. Make a photoelectric counter for entrance ways or conveyor belts, light-actuated door opener, lightmeter, transmitter power output indicator, countless circuit designs possible. Includes: 3 T-4 CdS photoconductors (1/2" diam. x 1/2" lg.), mounting bracket, Sigma AC-DC relay (2 amps resistive load), 22K-Ohm, 1-watt resistor and a 52-page booklet defining 19 different projects.

STOCK NO. 60.441-AV \$10.45 Ppd.

MINIATURE WATER PUMP

Wonderful for experiments: miniature waterfalls, fountains, HO gauge railroad backdrops, etc. Tiny (2 1/2" x 1 1/2") electric motor and pump ideal for hobbyists, labs, schools. Pumps continuous flow of water at rate of one pint per minute at a 12" head. With 2 D batteries in series will pump to 2 1/2" high. Runs 48 hrs. on battery. Works in either direction. Self-printing.



Stock No. 50.345-AV \$2.25 Postpaid

SENSITIVE WESTON D.C. RELAY AT BARGAIN PRICE

Unusual bargain for the experimenter and gadgeteer. Sensitive relay to build into a meter or trigger other equipment. 1 m activates it. Our solar cell No. 30-411, under artificial light, also operates it. One activated, pointer is magnetically held to "on" position until electrically reset with a reverse current of 70 m. or by hand (with slight variation). Designed for front panel mounting. 2 1/2" x 1 1/2" deep (exclusive of 1/2" mounting screws). Single pole, single throw contacts, transparent plastic top, black plastic base. Wgt. approx. 30g. oz. Max. permissible contact current 50 ma at 6-v. D.C.

STOCK NO. 60.447-AV \$4.50 Ppd. ORDER BY STOCK NO. - SEND CHECK OR M.O. - Money-Back Guarantee EDMUND SCIENTIFIC CO. BARRINGTON, NEW JERSEY

MAIL COUPON for FREE CATALOG "AV"

Completely New and Enlarged. 148 PAGES. Nearly 4000 Unusual Bargains.

EDMUND SCIENTIFIC CO., Barrington, N. J.

Please rush Free Giant Catalog-AV.

Name

Address

City Zone State



CIRCLE NO. 13 ON READER SERVICE PAGE

Operation Assist

(Continued from page 32)

Philco Model 41-258 6-tube a.c.-d.c. 2-band receiver, code 122. Parts source needed, especially for coils. (A. D. Benham, RFD #2, Madill, Okla. 73446)

Walbert Electric Co. "Penetrola" auxiliary r.f. BC unit. Inductance and capacity values needed. (George Grandy, Box 81, Banning, Calif.)

Zenith "Long Distance" receiver, about 1935; tunes BC to 50 mc. in 4 bands. Operating and service manual, schematic, and other data needed. (Frank Crociata, 138 Baycliff Dr., Rochester 4, N.Y.)

RCA Model V-215 console 9-tube superhet receiver with 78-rpm phono; tunes three bands. Schematic and owner's manual wanted. (J. H. Kerr, III, 48 W. Arthur Pl., Iselin, N.J. 08830)

Atwater Kent Model 46 and Model 20 radios. Source for UX-CX series tubes and 201's wanted. (L. A. Penny-packer, Fleetwood 2, Pa.)

ASB-3 radar, ser. 1893, made for Navy by Westinghouse, about 1942. Schematic and maintenance manual needed, plus parts. (David Schultz, 414 E. Illinois, Spearfish, S.D.)

Zenith 6-tube radio tuning 55-25 mc. Transformer C95-526N or voltage info needed. (Mark Hutchenreuther, 1128 Holyrood, Midland, Mich. 48642)

RT 159B/URC-4 survival transceiver. Battery info wanted. (Wayne Weish, 108 Norris St., Mantua, N.J. 08051)

Grunow Model 1191, 1191B, 1291, 1297, or 871 receivers. Audio output transformer needed. (Steven Benham, Rte. #1, Box 1526, Bremerton, Wash. 98313)

T-304/AMT-4A surplus radioisotope transmitter. Schematic and any technical info wanted. (A2C Randall M. Keils, 1936 Comm. Sq., Box 373, APO 406, New York, N.Y. 09406)

Philco Model 46-431 6-tube receiver, code 121; tunes BC and 9.3-15.5 mc. Alignment data and schematic wanted. (Kenneth E. Kaar, 104 Cherokee Dr., Waverly, Tenn. 37185)

Philco Model 41-608 radio, code 122. Schematic, source for parts, and FM converter wanted. (Francis L. O'Brien, 100 Seventh Ave., Lowell, Mass. 01851)

Electronic Tube Corp. Model H21 dual-channel oscilloscope, ser. 46. Schematic and operating manual needed. (R. L. Panosh, 717 Front St., Lisle, Ill.)

BC 312/348 Signal Corps surplus receiver. Schematic, manual, source for parts needed. (E. D. Knight, Jr., Box 267, Lewisburg, W. Va. 24901)

Grebe Type CR-3 radio, "Grebe Special," ser. 823, made in 1914; tunes 150-1000 meters, has three large coils. Operating instructions needed and any other info available. (Michael Thomas, 12015 S. Stewart, Chicago 28, Ill.)

Ware neotrolyne Type T receiver, about 1923, uses three UV 199's. Source for tubes, battery voltages, and other info needed. (R. F. Hill, 386 Roosevelt Ave., Lyndhurst, N.J. 07071)

RCA Radio 4 #3 two-tube regenerative receiver, about 1921. Info on tube types needed. (Robert Lockard, 3185 E. 13th Ave., Columbus, Ohio 43219)

Atwater Kent Model 44 seven-tube broadcast receiver. Schematic, alignment data, etc., needed. (J. J. Gatenby, 1566 East Fifth Ave., Vancouver 12, B.C., Canada)

Heathkit Model GD-1B grid dip meter No. 311-A low-frequency coil set needed, or at least 54-kc. coil. (G. B. Coss, 9620 Brookshire Ave., Downey, Calif.)

Radak receiver, made by Clapp-Eastman Co. about 1914. Schematic wanted, plus info on power supply, battery voltages, etc. (Daniel Ninedorf, R.R. #4, Chilton, Wis. 53014)

Seeburg Seletomatic Model M100A. Main drive gear hub needed. (Philip J. Hill, 841 Laguna, Walled Lake, Mich. 48088)

Bell & Howell 16-mm. sound projector, Model 179, about 1945. Parts and instruction and/or service manual needed. (Philip J. Hill, 841 Laguna, Walled Lake, Mich. 48088)

TEC Model FM-15MX stereo-FM tuner made by Transistronics Inc. Info on how to zero tuning meter needed. (Mike Meltzer, 2617 E. Fayette St., Syracuse, N.Y. 13224)



Why We Make the Model 211 Available Now

Although there are many stereo test records on the market today, most critical checks on existing test records have to be made with expensive test equipment.

Realizing this, HiFi/STEREO REVIEW decided to produce a record that allows you to check your stereo rig, accurately and completely, just by listening! A record that would be precise enough for technicians to use in the laboratory—and versatile enough for you to use in your home.

The result: the HiFi/STEREO REVIEW Model 211 Stereo Test Record!

Stereo Checks That Can Be Made With the Model 211

- ✓ Frequency response — a direct check of eighteen sections of the frequency spectrum, from 20 to 20,000 cps.
- ✓ Pickup tracking — the most sensitive tests ever available to the amateur for checking cartridge, stylus, and tone arm.
- ✓ Hum and rumble — foolproof tests that help you evaluate the actual audible levels of rumble and hum in your system.
- ✓ Flutter—a test to check whether your turntable's flutter is low, moderate, or high.
- ✓ Channel balance — two white-noise signals that allow you to match your system's stereo channels for level and tonal characteristics.
- ✓ Separation—an ingenious means of checking the stereo separation at seven different parts of the musical spectrum—from mid-bass to high treble.

ALSO: ✓ Stereo Spread
Speaker Phasing
Channel Identification

PLUS SUPER FIDELITY MUSIC!

The non-test side of this record consists of music recorded directly on the master disc, without going through the usual tape process. It's a superb demonstration of flawless recording technique. A demonstration that will amaze and entertain you and your friends.

**NOW...GET THE FINEST
STEREO TEST
RECORD** ever produced
for just...**\$4.98**

Featuring Tests Never Before Available
To The Hobbyist

UNIQUE FEATURES OF HiFi/STEREO REVIEW'S MODEL 211 STEREO TEST RECORD

- Warble tones to minimize the distorting effects of room acoustics when making frequency-response checks.
- White-noise signals to allow the stereo channels to be matched in level and in tonal characteristics.
- Four specially designed tests to check distortion in stereo cartridges.
- Open-air recording of moving snare drums to minimize reverberation when checking stereo spread.

All Tests Can Be Made By Ear

HiFi/STEREO REVIEW's Model 211 Stereo Test Record will give you immediate answers to all of the questions you have about your stereo system. It's the most complete test record of its kind—contains the widest range of check-points ever included on one test disc! And you need no expensive test equipment. All checks can be made by ear!

Note to professionals: The Model 211 can be used as a highly efficient design and measurement tool. Recorded levels, frequencies, etc. have been controlled to very close tolerances — affording accurate numerical evaluation when used with test instruments.

DON'T MISS OUT—ORDER NOW

The Model 211 Stereo Test Record is a disc that has set the new standard for stereo test recording. There is an overwhelming demand for this record and orders will be filled by POPULAR ELECTRONICS on a first come, first serve basis. At the low price of \$4.98, this is a value you won't want to miss. Make sure you fill in and mail the coupon together with your check (\$4.98 per record) today.

FILL IN AND MAIL TODAY!

Stereo Test Record
Popular Electronics—Dept. SD
One Park Ave., New York 16, N.Y.

Please send me _____ test records at \$4.98 each. My check (or money order) for \$ _____ is enclosed. I understand that you will pay the postage. (Orders from outside the U.S.A. add 50c to partially defray postage and handling costs.)

Name _____
(Please Print)

Address _____


City _____ Zone _____ State _____

Sorry—No charges or C.D.D. orders!

PE94

Good news comes in Eico packages!

Higher production permits new low C. B. prices, both kit and factory wired. There are no comparable C. B. values at Eico's high level of engineering and manufacturing quality.



Model 777—Dual Conversion with 6 xtal Trans. and Rec. Channels. Versatile 6/12/117 volt power supply for home or car. New Low price.
KIT/\$99.95 WIRED/\$149.95

Eico C.B. Transceivers are the only kits that include completely wired, pre-aligned, and sealed R.F. sections (Osc. and P.A.) in compliance with F.C.C. regulations. A good buy at any price Eico C.B. Transceivers give you engineering found only in rigs costing much more. Full 5 watt in-

put power combined with true hi-level plate modulation assures you the cleanest signal on the air. Amazing sensitivity (1 uv. for 10 db. S/N ratio) pulls in those weak signals even in the presence of strong local interference. Eico Transceivers include complete band coverage.

 <p>2536 MPLX STEREO RECEIVER—Stable, distortion free, conservatively rated 36 watts. IHFM Music Power. KIT/\$154.95 WIRED/\$209.95</p>	 <p>723 60-WATT C.W. TRANSMITTER—For the novice or as a standby for the most sophisticated operator. KIT/\$59.95 WIRED/\$89.95</p>	 <p>232 VACUUM TUBE VOLTMETER—Today's most popular lab instrument with exclusive UNI-PROBE® KIT/\$29.95 WIRED/\$49.95</p>
 <p>435 WIDE BAND OSCILLOSCOPE—All the features of its 5" brother in a 3" compact portable. KIT/\$99.95 WIRED/\$149.95</p>	 <p>324 R.F. SIGNAL GENERATOR—150 K.C. to 435 M.C. the signal source designed with servicemen in mind. KIT/\$28.95 WIRED/\$39.95</p>	 <p>HFT90A F.M. TUNER SYSTEM—The most popular tuner kit ever made. Highest quality components. KIT/\$44.95 WIRED/\$69.95</p>
<p>Model 772—4 xtal controlled Trans. and 1 xtal controlled Rec. Convenient two-way power supply for complete mobility. New Low Price. KIT/\$69.95 WIRED/\$99.95</p>		<p style="text-align: right;">PE-9</p>  <p>Electronic Instrument Co., Inc. 131-01 39th Avenue, Flushing, N.Y. 11352</p> <p>Send new 1964 catalog featuring more than 230 EICO Products.</p> <p>NAME _____ ADDRESS _____ CITY _____ ZONE _____ STATE _____ Add 5% in West</p>
<p>Eico gives you more. Laboratory precision . . . guaranteed performance . . . realistic prices. See Eico, try Eico, compare Eico, before you buy Eico. Visit your local electronic dealer now and ask him how Eico, America's most experienced manufacturer of electronic kits, can save you up to 50% when you build it yourself. For a detailed catalogue of all 230 Eico kits and factory wired instruments mail the attached coupon today.</p>		

CIRCLE NO. 11 ON READER SERVICE PAGE

EXPERIMENTING WITH SONAR

*Use ultrasonics for secret transmissions
or demonstrating Doppler shift radar*

By DANIEL MEYER

IF YOU BUILT the "Ultrasonic Sniffer" (March, 1963, issue), you are aware of the unusual sounds that exist in the frequency range beyond human hearing. This companion transmitter permits further exploration of the intriguing, mysterious phenomena of sound energy around 38,000 cycles. Using the transmitter, you can broadcast voice or music on a tight beam that cannot be intercepted with any piece of electronic equipment except the *Ultrasonic Sniffer*. For readers interested in science fair projects, the two ultrasonic units provide an excellent means of effectively demonstrating Doppler shift radar. When both are held by one person and aimed in the same direction, the reflections tell the bearer how fast he is moving and whether he is going towards or away from a fixed object.

COVER STORY



The ultrasonic transmitter is mounted in the same case as the Sniffer. The board is held by spacers and the batteries are clamped to the rear wall with spring clips.

Use the instruments for ultrasonic guidance tests. After a little practice, you will be able to approximate the distance from a reflecting wall by the strength of the echo.

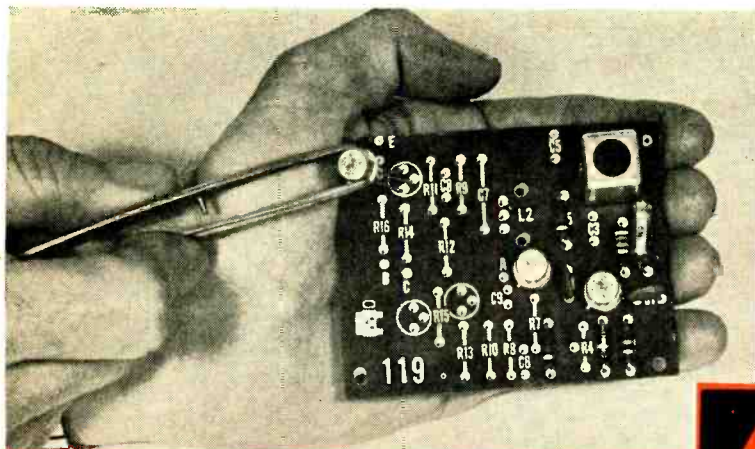
The ultrasonic transmitter described in this article is designed to be modulated by either a carbon microphone or the output from the voice coil of a radio or hi-fi speaker. Either method will work well, and shouting isn't necessary as you cannot increase the range of your transmissions by overmodulating. In fact, distortion would be intolerable and loss of intelligence would result.

The range between the ultrasonic transmitter and the *Ultrasonic Sniffer* will vary according to wind and air motion, but on a clear path (no obstruction between transmitter and receiver) it can be 200-250 feet.

For sonar guidance experiments, the transmitter and *Sniffer* are operated in the c.w. mode so that an audible beat note is heard from ultrasonic reflections from walls, posts, people, etc.

At 38 kc. the wavelength of a sound wave is reduced to about 0.354 inch. Doppler shift—the change in frequency due to motion of either the transmitter or receiver—is easily demonstrated. Holding both the transmitter and the *Sniffer*, a person walking at a normal speed of five-feet-per-second will displace the echo by 170 cycles. This displacement can be heard when these units are operated in the c.w. mode. Movement away from a reflecting surface will lower the beat note while movement toward a wall will raise the beat note.

After a little practice, you will be able to distinguish between hard and soft objects by the amount of echo being returned to the *Sniffer*. It is interesting to try using this equipment blindfolded and guide yourself around your own home by means of echoes.




The printed circuit board needs to have the holes drilled in it for parts mounting. Reverse side is silk-screened for identification. Use care in mounting the transistors to avoid heat damage.

Boards available from author are etched according to this pattern.



Prewire the jacks, switch, and battery clips before mounting the printed circuit board. Use metal spacers to hold the board over the on-off slide switch.



Constructing the Transmitter. The small size of the transmitter necessitates the use of a printed-circuit board. The board, special transducer, and coils *L1* and *L2* are available from the author* for \$9 postpaid. Holes to mount the components must be drilled by the constructor, but beyond this point construction consists of little more than soldering the components into their plainly marked spaces.

Because of the component size and space limitations, the Parts List on the

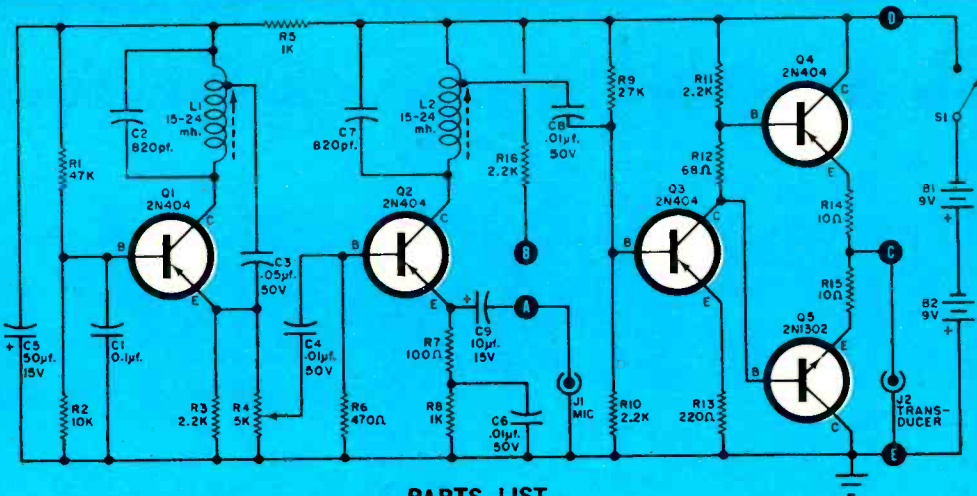
*A special package is available from the author for \$9 which includes the printed-circuit board, transducer, and coils. Write to Daniel Meyer, 430 Redcliff Drive, San Antonio, Texas 78216.

next page gives complete specifications. Physical dimensions are important, and when making substitutions the builder should bear this in mind, for not all substitute parts can be made to fit the available space. Capacitor voltage ratings are uncritical—as long as they are 15 volts or more. Polarities of small electrolytics must be checked before these capacitors are soldered in place.

Use a small iron for soldering—preferably 25 watts or less. Care must be exercised to flow the solder around the leads and still not damage the parts. Excessive heat will make the copper cladding on the circuit board curl up.

Mounting the board is relatively simple as long as you use the board as a template for marking where the spacers should go. The jacks, battery clips, and on-off switch (*S1*) are positioned and mounted as shown in the accompanying photographs.

The five points marked *A*, *B*, *C*, *D*, and *E* on the board correspond to the identical points in the circuit diagram



PARTS LIST

B1, B2—9-volt battery (Burgess 2N6)
 C1—0.1- μ f., 10-volt disc ceramic capacitor (Centralab UK10-104 or equivalent)
 C2, C7—820-pf., 5% polystyrene capacitor (Centralab CPR-820 or equivalent)
 C3—0.05- μ f., 50-volt disc ceramic capacitor (Centralab CK-503 or equivalent)
 C4, C6, C8—0.01- μ f., 50-volt disc ceramic capacitor (Centralab CK-103)
 C5—50- μ f., 15-volt, single-ended electrolytic capacitor
 C9—10- μ f., 15-volt, single-ended electrolytic capacitor
 J1—Microphone jack (Switchcraft Type 11)
 J2—Transducer jack (Switchcraft Type 3501FP)
 L1, L2—15-24 mh. variable inductor*
 Q1, Q2, Q3, Q4—2N404 transistor
 Q5—2N1302 transistor
 R1—47,000 ohms
 R2—10,000 ohms

R3, R10, R11, R16—2200 ohms
 R4—5000-ohm trimmer potentiometer (Lafayette Type VC-58 or equivalent)
 R5, R8—1000 ohms
 R6—470 ohms
 R7—100 ohms
 R9—27,000 ohms
 R12—68 ohms
 R13—220 ohms
 R14, R15—10 ohms
 S1—S.p.s.t. slide switch
 1—Ceramic microphone transducer (Euphonics U-3842-39)*
 1—Printed-circuit board*
 1—2½" x 3" x 5¼" aluminum utility box (Bud CU2106)
 4—6-32 x ½" metal standoffs or threaded spacers (Herman Smith 2122 or equivalent)
 Misc.—Battery clips, wire, solder, etc.
 *Available from author as part of \$9 package

illustrated above. The microphone jack (J1) is grounded to the case and the center terminal attached to point A. If a carbon mike is used, the voltage is obtained from point B. The transducer is connected (with short wire leads) to points C and E and one side of the switch to point D.

How the Transmitter Works. To generate the ultrasonic signal, transistor Q1 is made to oscillate at 38 kc. The frequency-determining elements are L1 and C2. Oscillation occurs because of the positive feedback through C3 from the tap on L1. The output of Q1 drives the base of Q2, the collector of which is also tuned to 38 kc. through C7 and L2. When voice is transmitted, Q2 doubles as the modulator.

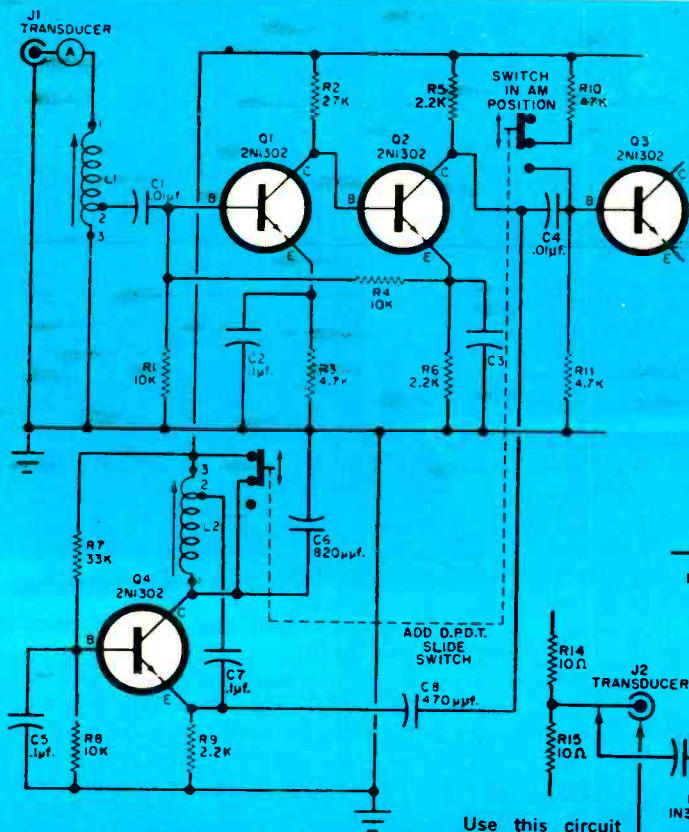
Transistor Q3 is used as a linear amplifier to drive the power output transistors (Q4 and Q5). The transistors in this

latter stage are connected as complementary emitter followers to provide the low impedance source needed to drive the transducer.

Power for the transmitter is derived from two 9-volt batteries in series. Only one control appears on the top panel of the transmitter—on-off switch S1.

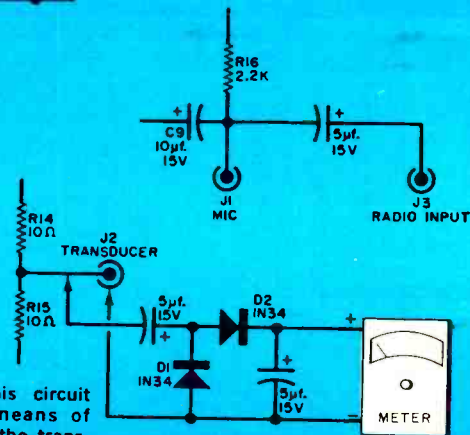
Tuning Up. Before "buttoning up" the transmitter, coils L1 and L2 must be tuned up, and drive potentiometer R4 set for best voice transmission potential. If you have an audio signal generator that will tune up to 38 kc., the alignment procedure is quite simple, but the following alternate method will give equally effective results.

Connect a 20,000-ohm-per-volt VOM to a circuit consisting of two capacitors and two low-voltage signal diodes as shown in the bottom diagram on the next page. Turn out the tuning slug of



For better AM reception with the "Ultrasonic Sniffer," modify the circuit by adding a single d.p.d.t. slide switch as shown here.

The circuit below permits either carbon or voice coil modulation to be used with the ultrasonic transmitter.



Use this circuit as a means of tuning the transmitter to 38 kc.

L1 until it is raised flush with the top of the coil housing can. Now reverse the direction of slug travel and turn the slug three turns back into the coil. Set R4 at about one-fourth turn from the counterclockwise stop.

With the batteries in place and connected, turn the transmitter on and make sure there is a reading on the VOM. Use the lowest possible voltage scale. The exact reading is immaterial.

Using a nonmetallic tuning tool, adjust the slug in coil L2 for a maximum reading on the meter. Turn drive potentiometer R4 backwards to reduce the output reading to zero, then slowly turn R4 clockwise and watch the VOM carefully. The readings will increase and then stop regardless of further rotation of R4. Note the maximum reading, divide it in half, and reset R4 so that the meter reads this latter amount. You have

now tuned the transmitter and set it up for best voice transmission qualities.

The modulator requires about 0.25 volt from a low-impedance source to drive the transmitter to fully modulated output. A good carbon mike will give you this output, or you can modulate the transmitter with a speaker voice coil. If the latter is used as a source of modulation, reverse the polarity of C9 and do not connect point B. You can use both mike and voice coil by adding a second jack and another capacitor according to the small circuit above.

Modifying the "Sniffer." If you built the *Ultrasonic Sniffer** from plans appearing in either the March, 1963, issue of POPULAR ELECTRONICS or the 1964 (Continued on page 102)

*A printed-circuit board, necessary coils, and ceramic transducer for the Sniffer are also available from the author for \$9 postpaid.

THE HI-LIGHTER

Why spend more than \$15 for a high-intensity lamp when you can construct it for under \$5?


By **BYRON G. WELS**

Feature Editor

HIGH-INTENSITY lamps are all the rage now. And it's no wonder when you consider that they produce a tremendous amount of light and that this is ideal for doing close-up work. The author uses the "Hi-Lighter" for editing and splicing tape. It throws an intense white light on the work area, and leaves the balance of the room in darkness, eliminating annoying distractions.

To make the "Hi-Lighter," you'll need a 6-volt automobile bulb, the GE-1133, which is rated at 32 candlepower and 3.91 amperes. The bulb (11) and its socket fit nicely in a frozen juice can which, when painted, forms the shade. A flexible gooseneck can be obtained from your local lamp supplier or electrical shop. The base is the familiar Minibox, with ordinary pencil erasers (held in place with epoxy cement) serving as feet. Transformer T1 is a 6.3-volt filament transformer with a capability of at least 4 amperes—less amperage won't give you full brightness. Switch S1 is a simple s.p.s.t. toggle switch.

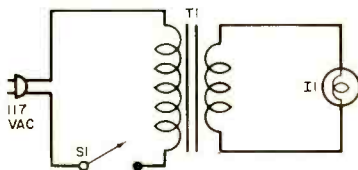
After washing and drying the juice can, drill two holes in the bottom to mount the lamp socket. A third hole, $\frac{3}{8}$ " in diameter, is required to mount the gooseneck, and this should be drilled



right on the seam of the can for best appearance. Center-punch all holes before drilling, and work carefully as the metal is soft and thin. Then deburr the holes with a large drill, and paint the outside of the can—the author used bright gold Krylon spray, but any color could be used. When the outside paint has dried thoroughly, carefully mask the entire outside of the can, and spray the interior a gloss white.

When the inside paint is dry, remove the masking, and attach the can to the gooseneck. Attach the Minibox base to the lower end of the gooseneck. Cut a length of lamp cord (a.c. wire), connect one end to the socket, and mount the socket in place. Snake the other end through the gooseneck, and connect it to the transformer which is mounted in the Minibox. Wire the transformer primary to the switch and line cord as shown. The transformer connections should be taped or covered with wire nuts. And make sure that all exposed connections are insulated from the Minibox to prevent shock hazard.


You may be interested in experimenting with other handy materials that might serve as a shade. Also, collapsible curtain rods can be adapted to form a support bracket in place of the recommended gooseneck. However you decide to make the lamp, one thing is sure—it's an illuminating project!



Simple circuit above is easily wired. Solder all connections and use tape or wire nuts over T1's wires to insulate them.

—30—

THE FABULOUS FUEL CELL



New electrode materials are constantly being evaluated in the search for reliable, economical fuel cells. At left, a G.E. researcher tests electrode material with electrolytes of varying acidity and alkalinity.


By WALTER G. SALM

Even as you read this, the first fuel cells are on their way into space. Tomorrow? Fuel cell-powered cars are just one possibility

ONE DAY in the not-too-distant future you may be able to drive into a gas station, pull alongside a pump labeled "methane," and order a tankful for your car.

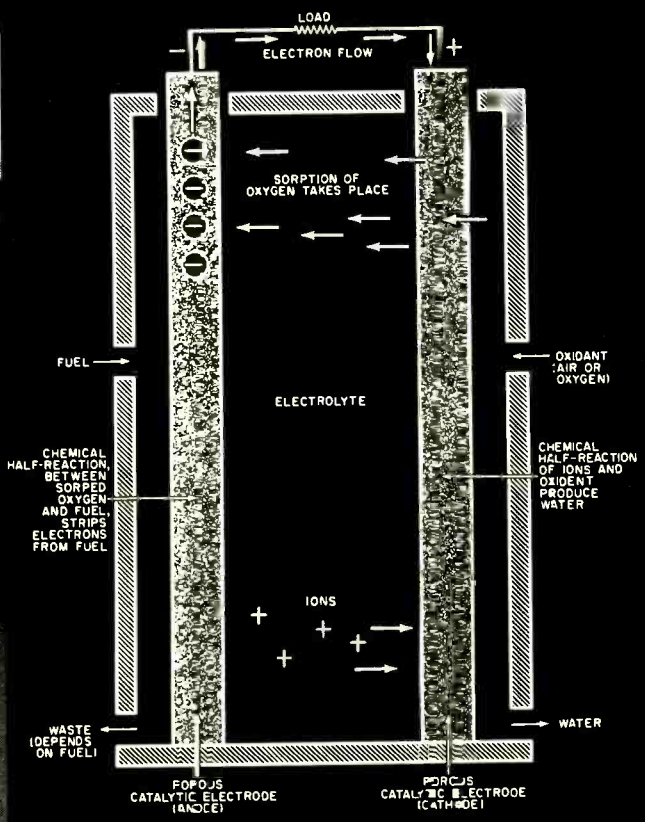
You won't be driving some new breed of jet or turbo-powered chariot, but a car with a power plant that is as old as the automotive industry itself—an electric motor. The unusual feature of this car will be the part that provides the electricity, a new kind of generating device that gulps a variety of inexpensive gases and produces power. The device is called a fuel cell, and while it is still experimental, companies working on its development have already reported progress that seems almost unbelievable.

The 12" x 14" fuel cell module at right uses economical carbon electrodes combined with a miniaturized precious metal catalyst. Made by Union Carbide, it is a hydrogen oxygen low-temperature unit.




A hydrogen-oxygen fuel cell circa 1959 shows immense progress that has been made in a few years. Object at right of S.E. cell is a motor with a propeller.


A recent development is a cell that uses inexpensive hydrocarbon fuels and oxygen. Devised by Dr. Thomas Grubb and Dr. Leonard Niedrach of GE, the cells shown below operate on such fuels as diesel oil, gasoline, and propane gas.



This generalized drawing shows basics of fuel cell operation. The electrolyte may be liquid, semiliquid, or solid; the electrodes can be carbon, plastic, platinum or nickel boride, typically in combination. Fuel depends largely on the type of electrode used; hydrogen reacts very easily, but inexpensive hydrocarbons are now being used thanks to improvements in cell electrodes.



This experimental high-temperature fuel cell uses a solid zirconia electrolyte (white cylinder). The dark cylinder is a graphite electrode. Cell uses natural gas and oxygen to generate electricity.



Below is a cutaway mockup of one of the fuel cell canisters installed in Gemini. Fuel cell modules — the first may be in orbit when you read this—produce drinking water for astronauts as well as up to two kilowatts of electrical power.



The fuel cell is a kissing cousin of the more conventional electrochemical batteries that we use every day. Like batteries, it works through a chemical reaction that produces a lot of free electrons. But unlike batteries, it can be "refueled" by replacing chemicals that have been consumed in the reaction, and it will continue to function at normal operating levels all the while. And what operating levels they are! Fuel cell modules have already been constructed with *continuous* outputs of 2.5 kilowatts. When discussing characteristics and life tests, it is customary to refer to a cell in terms of amperes-per-square-foot (of electrode surface), and these figures are normally several hundreds of amperes for a typical fuel cell configuration.

To understand just what all the noise is about, let's take a quick look at conventional batteries and the way they produce electricity. Dry cells, whether of the zinc-carbon type used in flashlights or the more sophisticated alkaline variety, all produce electric current by means of the chemical reaction that goes on between certain key materials—the electrodes and the electrolyte. The electrolyte is a liquid or semiliquid that reacts chemically with the negative electrode, usually zinc, producing many free electrons. The electron stream returns through the load to the positive electrode and moves through the electrolyte to the negative electrode where the electrons are again freed by the chemical action.

This chemical action consumes both the negative electrode and the electrolyte. In dry cells, the result is a dropping off of the cell's productivity; eventually the cell must be discarded. In wet-cell batteries such as the automotive type, if the consumption of negative electrode and electrolyte has not progressed too far, the chemical action can be reversed by applying a direct current to the battery terminals to recharge it. The ability to be recharged draws a distinct line between two battery types. *Primary* batteries cannot be recharged; *secondary* batteries can.

Enter the Fuel Cell. Although there are many similarities between a fuel cell and a primary battery, the big difference is that the electrodes and electrolyte used



This fuel-cell-driven golf cart made by Allis-Chalmers shows the feasibility of putting fuel cells to work powering vehicles. A fuel-cell-operated farm tractor was demonstrated by firm as early as 1959.

in the fuel cell are not changed or consumed during the operating life of the device.

The zinc (or magnesium or lead) electrode used at the anode in a primary battery cell actually serves two purposes—that of an electrode and that of a “fuel” which is consumed as the cell wears out. The electrodes used in a fuel cell are not used as fuel. The fuel—hydrogen, hydrocarbons, etc.—is continuously fed to the cell from an external source.


As shown in the generalized drawing of a fuel cell (p. 48), the chemical reactions that produce a flow of electrons in the external circuit take place in the cell's *porous catalytic electrodes*. This terminology largely explains the function of the electrodes: they absorb fuel and oxidant by virtue of being porous, and promote a reaction between the two which generates electricity. Producing the perfect electrode for fuel cells is one of the big problems that has stumped

researchers ever since a brilliant scientist, W. R. Grove, conducted experiments with elementary fuel cells back in 1839. Carbon and polymer plastics have been used for electrodes. More recently, spongy platinum and nickel boride have come along. Without laboring the point, producing *economical* electrodes that can promote and contain fuel cell reactions without themselves changing is no mean trick.

In operation, the two electrodes of a hydrogen-oxygen fuel cell absorb their gases by diffusion, the anode taking on oxygen and the cathode hydrogen. The two electrodes are separated by a liquid or solid electrolyte, and the reaction takes place at the surface where the electrolyte makes contact with the electrodes.

When the oxidant (air or oxygen) reaches the cathode of the fuel cell, it is absorbed by the cathode and enters the electrolyte in a process called “sorption.” The exact mechanism by which sorption (a general term meaning the same as “absorption” but used when the phenomenon is unknown or indefinite) of the oxygen takes place remains one of the mysteries of fuel cell operation. On reaching the anode, the oxygen combines with the fuel absorbed by the anode and oxidizes it, producing electricity in the process.

Amazing as it may seem, no heat is
(Continued on page 94)



A classroom demonstrator of fuel cell principles, this working model created by Allis-Chalmers uses either alcohol or sodium or potassium hydroxide as fuel, and hydrogen peroxide as an oxidant. Platinum, silver, and nickel electrode plates are positioned in tank at right, and the two end plates connected to the miniature electric motor furnished with the model. Priced at \$9.75, model is available from Science Materials Center, Inc., 220 East 23 St., New York, N.Y. 10010, less necessary fuels.

Build the BLIPPER

By NORBERT SMITH, W5MQL

The Blipper is an interesting toy that will amuse a child (or adult) hour after hour after hour after . . .


TOO OFTEN, when you buy a gift for a child, he opens the box, takes out the lovely present, and proceeds to play with the box! Few children will be able to resist the "Blipper." There are fascinating knobs, levers, and switches; there are bulbs that light; there are squawks, whistles, and chirps. In short, it makes a delightful toy. Many children may find it so absorbing that they even neglect the TV set for it!

The Blipper is actually two circuits, one being an audio oscillator, the other a free-running multivibrator. They can be used individually or in combination with each other.

Tone Oscillator Circuit. Transistor $Q1$ is the audio oscillator, with resistor $R1$ limiting base current to a safe value. Potentiometer $R2$ controls the oscillator tone by controlling the amount of feedback from collector to base. The inductance of the primary of transformer $T1$ and capacitor $C1$ determine the frequency range, and the value of $C1$ can be changed to suit the builder.

Switch $S1$ turns the oscillator portion on and off, independently of the multivibrator circuit, and could be replaced by a key for code practice use. Switch $S2$ throws an additional large capacitor ($C2$) across switch $S1$ to hold and fade the charge after $S1$ has been opened. This produces some nice "chirpy" or "siren" tones. Additional capacitors and switches could be added if you wish.

The Multivibrator. Transistors $Q2$ and $Q3$ form a free-running multivibrator with lamps $I1$ and $I2$ as their respective collector loads. Feedback is obtained via capacitors $C3$ and $C4$ while the time constant is regulated by the settings of potentiometers $R6$ and $R7$. Resistors

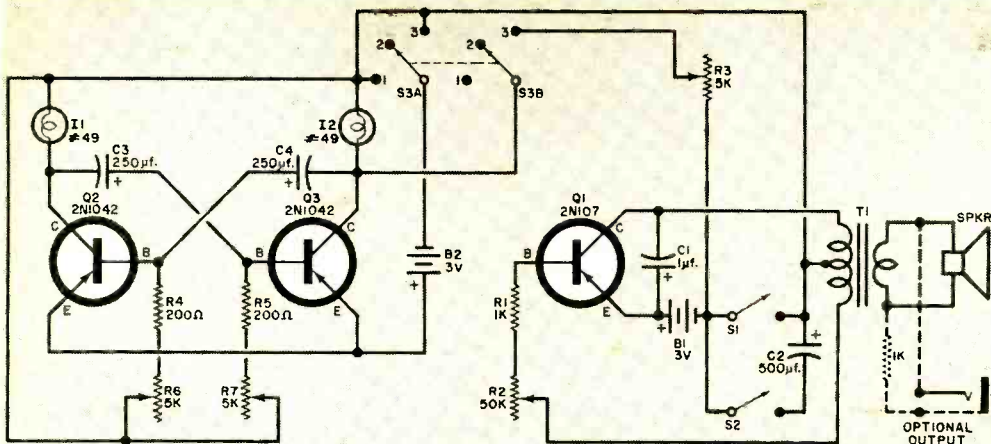


Change the positions of the unmarked (!) controls to get variations in both what you see and hear.

$R4$ and $R5$ limit base current to the transistors; $R6$ and $R7$ control the "on" time of the transistors, allowing an endless ratio of "on" to "off" time of the two bulbs, or a weird variety of sounds when the multivibrator is used to control the audio oscillator.

Lever switch $S3$ is a function switch. When it is in position 1, only the lights flash. Position 2 is the "off" position, and in position 3 both lights and audible tone are present. In this third position, three volts is taken from across lamp $I2$ when transistor $Q3$ is conducting. This is applied through the feedback control (potentiometer $R3$) to switch $S1$ —which must be open—turning on the oscillator when lamp $I2$ is lit. When capacitor $C2$ is introduced into the circuit (by closing switch $S2$), it smooths the pulsating tone down to a constantly varying tone, with potentiometer $R2$ controlling the pitch.

Building the Blipper. Construction is simple and direct. Nothing is at all critical, so component values, lead dress and layout are pretty much *ad lib*. The author used miniature potentiometers and a miniature (2-inch) speaker so



PARTS LIST

B1—Two 1.5-volt "AA" penlight cells in series
 B2—Two 1.5-volt "C" flashlight cells in series
 C1—1.0- μ f., 35-volt electrolytic capacitor
 C2—500- μ f., 10-volt electrolytic capacitor
 C3, C4—250- μ f., 10-volt electrolytic capacitor
 I1, I2—GE #49 2-volt pilot lamp
 Q1—2N107 audio transistor (or CK722 or equivalent)
 Q2, Q3—2N1042 transistor (or 2N1038—see text)
 R1—1000-ohm, $\frac{1}{2}$ -watt resistor
 R2—50,000-ohm miniature potentiometer

R3, R6, R7—5000-ohm miniature potentiometer
 R4, R5—200-ohm, $\frac{1}{2}$ -watt resistor
 S1, S2—S.p.s.t. slide switch
 S3—3-position, 2-pole lever-action switch
 T1—Miniature output transformer, 500-ohm push-pull to 8-ohm output
 Spkr—2" loudspeaker, 8-ohm voice coil
 1—3" x 4" x 5" utility box (Bud CU-2105-A or equivalent)
 Misc.—Output jack, lamp holders, insulated battery holders, pegboard, wire, solder, etc.

that the Blipper could be housed in a 3" x 4" x 5" Bud utility box.

Pegboard makes a handy foundation for the small parts. Remember to observe battery and capacitor polarity when you wire them in place, and be sure to use a suitable heat sink—such as a pair of pliers—when soldering the transistors in place. While any small audio transistor will suffice for Q1, stick to a *pn*p type to avoid confusing polarity reversals. A less expensive substitute can be used for the 2N1042's, provided that the transistor chosen can handle about 100-ma. collector current. The GE #49 lamps were selected for the low amount of current they draw; substituting other lamps may result in shortened battery life or exceeding the transistor current limitations.


You can modify the circuit to include an output jack, but the speaker should be left in the circuit as its reflected impedance will influence the oscillator. If a separate jack output for tape recording is desired, a 1000-ohm resistor should be added between the jack and speaker in the schematic diagram.

Blipping the Blipper. If the gadget is intended as a novel toy for kids, no explanation of how it operates is required—just give it to a child and watch. But in the hands of a curious adult, the Blipper can be even more fun! Here's a brief rundown on the controls and what they do.

Closing S1 will produce a pure, steady tone, while R2 will vary the pitch or frequency of the tone. Opening and closing S1 rapidly will (with S2 closed) produce a weird, chirpy sound, especially at the higher frequencies. When the multivibrator is used, R3 will completely fade the pulsating sound without too great a change in frequency. Potentiometers R6 and R7 could be ganged if you want to change the repetition rate without changing the ratio of "on" and "off" time of lamps I1 and I2.

With a little imagination and a bit of practice, children can become quite proficient in the use of the Blipper, much to the envy of their friends and to the pride of their family. If you want to entertain and confuse your friends, add a few more "do-nothing" knobs to the Blipper.

—30—



THE COMPANION 6-METER TRANSMITTER

Just two tubes and a power supply give you a 6-meter phone transmitter that's hard to beat for simplicity

By CHARLES GREEN, W3IKH

WANT TO KNOW how you can put a high-quality 6-watt, 6-meter phone signal on the air at a rock-bottom price? It's easy—just build this beautifully simple three-tube (counting the rectifier) "Companion Transmitter." Although this attractive little rig was designed to complement the "Simple Superhet for 6" which appeared in the April, 1963, issue of POPULAR ELECTRONICS, it can be used with any 6-meter receiving setup.

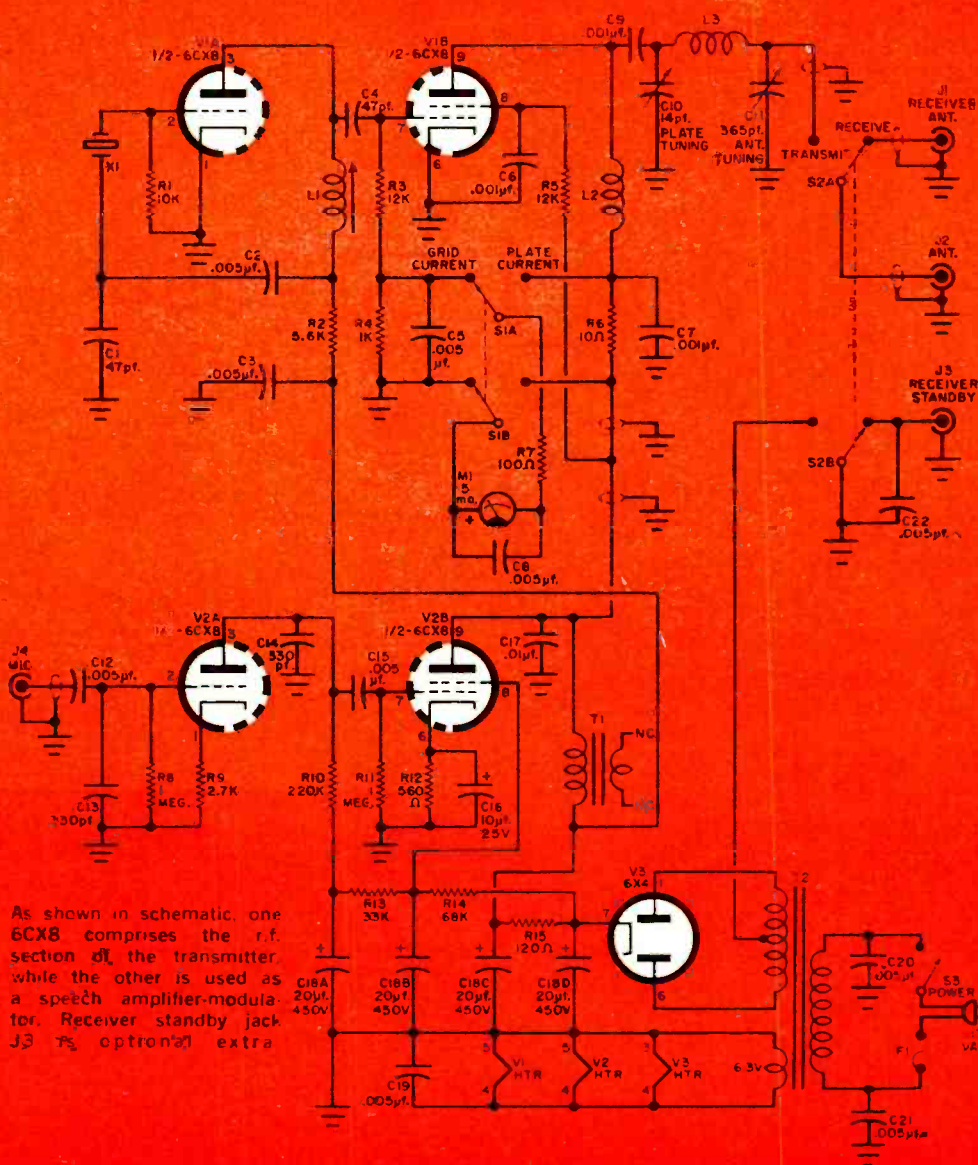
Designed for easy construction, the Companion Transmitter incorporates two 6CX8's, combination triode-pentodes (*V1b* and *V2b* have internally connected suppressor grids) ordinarily used in TV receivers. In the r.f. section, the triode portion of one 6CX8 (*V1a*) functions as a crystal overtone oscillator using standard FT-243 8-9 mc. crystals to produce an output in the 25-mc. region.

The pentode section of the 6CX8

(*V1b*) in the r.f. section is both a doubler and final amplifier: this type of circuit was chosen as it does not require neutralization. The plate circuit pi-network matches the r.f. output to an antenna of 50 to 72 ohms impedance.

As shown in the schematic on page 55, a second 6CX8 does duty as a speech amplifier-modulator. The mike input signal from *J4* is amplified by *V2a* and fed through *C15* to the grid of *V2b*. The signal is further amplified by *V2b* which modulates the r.f. output by means of the inductance of *T1* which is common to the plate circuits of both *V1b* and *V2b*. Only the primary winding of *T1* is used.

Metering of the final is provided by *M1*, connected to measure either grid or plate current using switch *S1*. Rotary switch *S2* is a d.p.d.t. type which switches the antenna and receiver and transmitter B-plus supplies when going



and taped. In completing the Companion Transmitter, make sure the meter switch is labeled correctly: "G" for grid drive and "P" for plate current. Drill a $\frac{3}{8}$ " hole in the top of the box for adjusting grid drive coil *L1*, and cut a row or two of holes in the back of the box cover for ventilation.

Testing and Adjustment. Insert the tubes in their sockets and a good active crystal in the front panel crystal socket. Place the cover on the transmitter, in-

stall a 52-ohm dummy load at jack *J2* and let the unit warm up for a minute or two. Set switch *S1* to measure grid current, and insert a plastic alignment screwdriver through the access hole in the cover onto the adjustment slug of coil *L1*.

Depress transmit switch *S2* and adjust the grid current to 2 ma. This adjustment should be made as quickly as possible to prevent damage to the tube. If the grid current adjustment cannot be

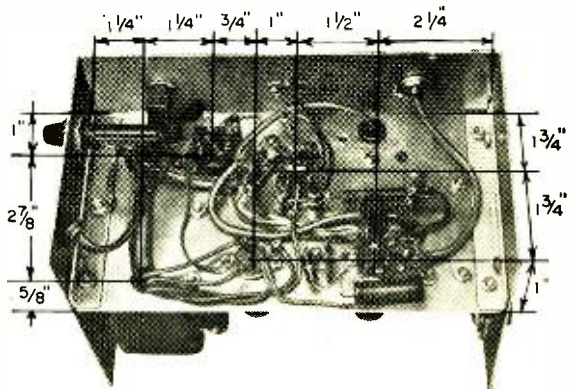

PARTS LIST

- C1, C4—47-pf., 600-volt ceramic tubular capacitor*
C2, C3, C5, C8, C12, C15, C19, C20, C21, C22—0.005- μ f., 1000-volt ceramic disc capacitor
C6, C7, C9—0.001- μ f., 1000-volt ceramic disc capacitor
C10—14-pf. miniature variable capacitor (E. F. Johnson Type 160-107 or equivalent)
C11—365-pf. variable capacitor (Lafayette MS-214 or equivalent)
C13, C14—330-pf., 1000-volt ceramic tubular or mica capacitor
C16—10- μ f., 25-volt electrolytic capacitor
C17—0.01- μ f., 1000-volt ceramic disc capacitor
C18—Four-section electrolytic capacitor, 20 μ f., 450 volts per section
F1—1-amp type 3AG fuse in panel-mounting fuse holder
J1, J2—Chassis-mounting coax receptacle (Amphenol 83-1R or equivalent)
J3—Phono pin jack, single-hole mounting
J4—Microphone connector, male, chassis-mounting (Amphenol 75-PC1M or equivalent)
L1—3.3- μ h. to 4.1- μ h., miniature adjustable r.f. coil (J. W. Miller Part No. 20.A336RB1)
L2—7- μ h. r.f. choke (Ohmite Z-50 or equivalent)
L3—6 turns of B&W "Miniductor" Type 3010 with $\frac{3}{8}$ " leads (coil size $\frac{1}{16}$ " x $\frac{3}{4}$ " dia.)
M1—5-ma. d.c. panel meter
R1—10,000-ohm, $\frac{1}{2}$ -watt resistor
R2—5600-ohm, 2-watt resistor
R3, R5—12,000-ohm, 1-watt resistor
R4—1000-ohm, $\frac{1}{2}$ -watt resistor
R6—10-ohm, $\frac{1}{2}$ -watt resistor
R7—100-ohm, $\frac{1}{2}$ -watt resistor
R8, R11—1-megohm, $\frac{1}{2}$ -watt resistor
R9—2700-ohm, $\frac{1}{2}$ -watt resistor
R10—220,000-ohm, $\frac{1}{2}$ -watt resistor
R12—560-ohm, 1-watt resistor
R13—33,000-ohm, 1-watt resistor
R14—68,000-ohm, 1-watt resistor
R15—120-ohm, 1-watt resistor
S1—D.p.d.t. slide switch
S2—D.p.d.t. rotary switch, non-shorting (Mallory Type 3222J)
S3—S.p.s.t. toggle switch
T1—Audio output transformer; primary, 10,000 ohms, secondary 4 ohms (Stancor A-3879 or equivalent)
T2—Power transformer; primary, 117 volts; secondaries, 460 volts CT (@ 50 ma., 6.3 volts @ 2.5 amp (Thordarson 24R11-U)
V1, V2—6CX8 vacuum tube
V3—6X4 vacuum tube
X1—8- μ mc. transmitting crystal
1—4 $\frac{1}{2}$ " x 6" x 8" aluminum utility box (LMB 146 or equivalent)
1—4 $\frac{1}{2}$ " x 8" aluminum plate for chassis shelf
2—9-pin miniature tube socket
1—7-pin miniature tube socket
1—Xtal socket for FT-243 crystal holders
Misc.—Aluminum angle stock, terminal strips, RG-58/U cable, shielded audio cable, hookup wire, hardware, solder lugs, grommets, etc.


made, change the crystal for a more active one. Set the transmit switch to standby position and move the meter switch to indicate plate current. Rotate the antenna tuning control to the maximum counterclockwise position (full capacity) and depress the transmit switch. Tune the plate for maximum current dip, then adjust the antenna and plate controls alternately until the current is 22 ma. The last adjustment should be made with the plate tuning control. At this point, the transmitter is fully loaded.

Check the grid current again, and reset *L1* if necessary for a 2-ma. reading. These tune-up procedures should also be used for on-the-air operation with an antenna connected in place of the dummy load.

Your receiver can be used to check modulation with a high-output crystal mike connected to *J4*. The radiation from the dummy load should be sufficient for this test. In the interests of economy and simplicity, the speech amplifier-modulator of the Companion



The dimensions above show approximate component spacing.



Top of rig looks like this, with M1 mounted at center of front panel and $\frac{1}{2}$ " from top, S1 and C10 directly below it. Switch S2, hidden behind T2, is mounted in middle of panel and about $1\frac{1}{4}$ " in from side; C11 is similarly mounted on the opposite side.

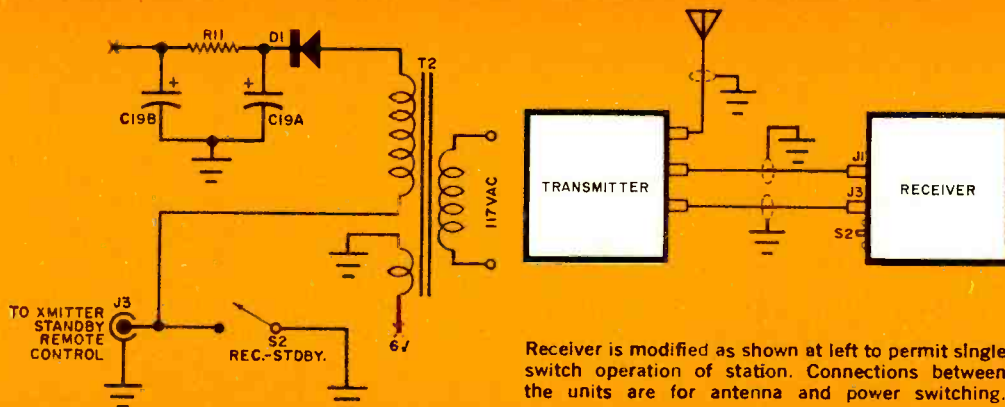
Transmitter was limited to a single tube. For this reason, a high-output mike must be used for a good percentage of modulation. Strongly recommended is the Astatic Model 150 recorder mike which has an output of -44 db. It is readily available and sells for under \$4.00.

"Simple Superhet" Conversion. If you plan to use the "Simple Superhet for 6" as the station receiver, a few simple modifications will give you improved reception and single-switch operation.

A remote control jack and standby switch (J3 and S2 in the drawing below) are installed on the side of the receiver

cabinet. The ground lead of the receiver transformer is then connected as shown. This arrangement permits transmitter switch S2 to control the receiver. More B-plus for the receiver can be obtained by replacing the selenium rectifier (see the April, 1963, issue) with a 400-PIV, 450-ma. silicon unit.

The most-used portion of the 6-meter band, 50-51 mc., can be made to cover more of the receiver dial by connecting a 10-pf., 600-volt ceramic tubular capacitor between the stators of C1 and C2. Readjust the bandset capacitor C2 and calibrate the receiver as described in the original article. -30-



Receiver is modified as shown at left to permit single switch operation of station. Connections between the units are for antenna and power switching.



TUNE IN ON AIR

"Wun sev-en nin-er, clear to land on runway eighteen."

Eavesdropping makes you the easy-chair copilot

IF YOU HAVEN'T as yet given ear to the short-wave activity around your local airport, you've got a thrill in store. It doesn't matter whether a plane is a one-passenger, single-engine, Sunday-flying private job, or a huge multi-engine transport—nearly all planes are directed by radio. On bright Sunday afternoons, many private planes are taken up for an airing in addition to the regularly scheduled commercial planes, and if you listen in then you will understand why the control tower is sometimes called the "madhouse."

While eavesdropping on aircraft was once a very expensive proposition, many suitable "average priced" receivers are now commercially available which cover the frequencies used by the airlines and private planes. You'll need a unit that can tune from about 118 to 135 mc.,

and a simple antenna. Most of the available receivers have a wider range, about 108-135 mc. Some of the reasonably priced units you can get are the Hallcrafters CRX-3 (\$94.94), the Regency AR-132 (\$59.95) and "Flight Monitoradio" (\$79.95), and the Nova-Tech "3-Bander" (\$69.95).

What You'll Hear. The lower portion of the 108-135 mc. band is used for navigation aids (called "navaids") such as instrument landing systems, and VHF Omnidirectional Radio (VOR). Once you've heard these automatic transmitters, however, you probably won't bother to listen to them again, for while they are interesting the first time, the automatically and constantly repeated signals do not lend themselves well to armchair flying.

In addition to the pilots and the tower



Tower operator (far left) directs landing aircraft. In "en route" radar room (directly at left) planes are followed by radar and flight records kept.



TRAFFIC

By MARSHALL LINCOLN

operator, you can hear the taxi controller who is in charge of directing the aircraft on the ground just prior to takeoff or after landing. You can also hear the "en route" controller who observes aircraft in his assigned sector on a radar screen and gives the pilots instructions on what direction and altitude to fly to avoid conflict with other flights.

Airport Jargon. Some of the language you may hear will be confusing, so here are some definitions to help clear up the terms:

Wind direction is given in compass degrees and *wind speed* is given in knots on the aircraft frequencies. When a control tower operator says "wind 180 at 15," he means that the wind is from the south (180°) at 15 knots (15 nautical miles per hour).

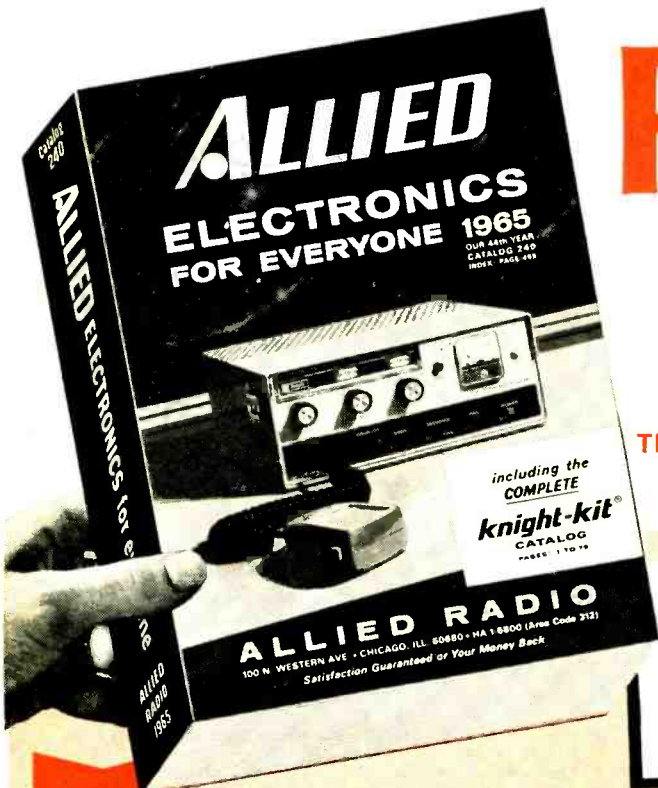
Runways are designated according to



Typical receiver for monitoring aviation radio signals as a hobby is the Regency "Flight Monitoradio."

the compass direction an aircraft is flying when it lands, with the last digit of the compass heading omitted. When a control tower operator says a certain plane is "clear to land runway 22," he means that the plane has approval to land on the runway heading in a direction of 220° (southwest). The same runway, approached from the opposite end, would be called "runway 4" (head-

(Continued on page 116)



FREE

send today for your

ALLIED 1965 CATALOG

THE CATALOG EVERYONE USES

490 value-packed pages

EVERYTHING IN ELECTRONICS

including exclusive products and special values available only from **ALLIED**

Send for it today!



\$16995

Knight KN-2565 23-Channel Transceiver—top quality at lowest price; dual-conversion receiver; 5-watt transmitter; all crystals supplied!



\$888 each (less batteries)

Famous Knight-Kit C-100, Walkie-Talkie—amazing value—fun to build and use.



\$15995 less case

Knight KN-330 30-Watts Peak Stereo Receiver—complete FM-AM Tuner and Amplifier—spectacular performance at low, low cost.

\$7995

New 7"-Reel Portable Recorder—records and plays up to 6 1/2 hours; 2 speeds; fast forward; digital tape counter—at a special low price.



see the **Big Values** exclusive in the **1965 ALLIED CATALOG**



\$4996 with cartridge

Knight KN-990A 4-Speed Hi-Fi Record Changer—professional quality at lowest cost.

\$3995

Knight-Kit "Star Roamer" 5-Band Superhet Short-Wave Receiver Kit—tops for world-wide reception.



\$2250

Knight KN-830HC 12" 3-Way Speaker—3 separate elements; bass down to 25 cps; stunning sound at the lowest price possible.



\$3995

Knight KN-3030K 3-Way Speaker System Kit—quality 3-element hi-fi speaker, and easy-to-assemble 3/4" hard-wood enclosure.



EASY TERMS
Use the convenient Allied Credit Fund Plan

satisfaction guaranteed or your money back!

ALLIED

The World's Largest


FREE

MAIL
CARD
NOW

WORLD'S LARGEST ELECTRONICS CATALOG

with the BIGGEST SAVINGS in Allied's History!

490
VALUE-
PACKED
PAGES



including
the
complete
knight-kit®
CATALOG

send today for your money-saving

ALLIED 1965 CATALOG

BIGGEST SELECTION • BIGGEST SAVINGS

satisfaction guaranteed or your money back

EASY TERMS: Use the Convenient Allied Credit Fund Plan—have what you want in Electronics now!

SEE
OTHER
SIDE

For your FREE
1965 Allied Cata-
log, fill in card,
detach and mail.

SEND
CARD
TODAY

MAIL NOW

Name

PLEASE PRINT

Address

City

Zone

State

3-J

SEND CARD FOR YOUR
FREE ALLIED
1965 CATALOG



LOWEST PRICES ANYWHERE!

SAVE AS NEVER BEFORE!


SAVE MOST ON:

PLUS
*special
products
and values
available
only from
ALLIED*

- Famous Build-Your-Own Knight-Kits®
- Our Own Knight® Stereo Hi-Fi
- Other Famous-Make Stereo Components
- Tape Recorders & Tape
- Phonographs • FM-AM & AM Radios
- Citizens Band 2-Way Radio
- PA Systems & Intercoms
- Amateur Gear • Test Instruments
- Automotive Electronics Equipment
- TV Tubes, Antennas, Accessories
- Parts, Tubes, Transistors
- Tools, Hardware • Books

EXTRA! BARGAIN PARTS SECTION!

MAIL
CARD
TODAY



FREE

send today for your
money-saving

ALLIED

490-PAGE

1965 ELECTRONICS CATALOG

MOST COMPLETE • SAVE ON EVERYTHING!

NEW!

Knight-Kit
All-Transistor
Stereo Hi-Fi



Electronic
Exposure
Meter



Deluxe
CB 2-Way
Radio



Electronic
Auto
Analyzer



Transistor
Ignition
System

Electronics for Everyone!
SAVE MOST ON: Knight-Kits®—greatest Build-Your-Own Kits • Our own Knight® Stereo Hi-Fi • Other famous-make Stereo components and Systems • Tape Recorders & Tape • Phonographs and Accessories • FM-AM & AM Radios • Citizens Band 2-Way Radios • Ham Station Equipment • PA Systems & Intercoms • Automotive Electronics Equipment • Test & Lab Instruments • TV Tubes, Antennas, Accessories • Parts, Tubes, Transistors • Tools & Hardware • Books

EASY TERMS: Use the Allied Credit Fund Plan
satisfaction guaranteed or your money back

MAIL
NOW

**SEND
CARD
TODAY**

FOR FREE 1965 ALLIED CATALOG,
FILL IN OTHER SIDE OF THIS CARD,
DETACH AND MAIL NOW!


PLACE
STAMP
HERE

TO:

ALLIED RADIO

P. O. Box 4398

CHICAGO, ILLINOIS 60680



BIG PLUS in your 1965 Allied Catalog

see what's new in the
Wonderful World of **knight-kits**®



\$79⁹⁵ less case

Knight-Kit KG-854 54-Watt Solid-State Stereo Amplifier Kit—absolutely superb performance; a pleasure to build—nothing like it at anywhere near the price!



\$99⁹⁵ less case

Knight-Kit KG-765 Solid-State Stereo FM-AM Tuner Kit—delivers the most exciting stereosound imaginable; packed with fabulous features—at incomparable low cost.



\$89⁹⁵

Knight-Kit C-560 5-Watt CB Transceiver Kit—for 110-130 v. AC/12 v. DC; terrific sensitivity; 6 crystal-controlled channels; plus 23-channel manual tuning—a super-value!



\$15⁸⁸

Knight-Kit KG-275 Exposure Meter Kit—super-sensitive cadmium sulphide type; accurately measures both reflected and incident light; 2-range meter; push-button selection. Nothing else like it at the price!



\$19⁹⁵

Knight-Kit KG-225 Wireless Intercom Kit—transistorized and wireless—newest, finest, most advanced intercom Kit you can buy—at a truly amazing low price.



\$34⁹⁵ with leads

Knight-Kit KG-625 6" VTVM Kit—king-sized and super-accurate; 1/2-volt full-scale DC range; 200 microamp movement; exclusive new features—at lowest cost.



\$49⁹⁵ with cells & leads

Knight-Kit KG-375 Universal Auto Analyzer Kit—great for tun-ups—checks generator, alternator, regulator, wiring, both 6 and 12-volt, all engines. Big 7" meter; self-powered. Outstanding kit buy!

knight-kit


GUARANTEE

Buy any Knight-Kit. Build it. Operate it. You must be satisfied or we refund your money.



SEE MANY OTHER GREAT
knight-kits

Best to build—see them all in your 1965 Allied Catalog: Stereo Hi-Fi, CB, Hobby, Ham, Test Instrument, Intercom—savings up to 50%!



send
for it
today

Everything in Electronics—World's Largest Stocks:

- Electronic Parts, Tubes, Transistors • TV Tubes & Antennas • Power Tools, Soldering Guns, Hardware • Test Instruments • Phonographs • Radios • PA Systems • Ham Gear... all at money-saving low prices.

satisfaction guaranteed or your money back

FREE

ALLIED RADIO, Dept. 3-J
100 N. Western Ave., Chicago, Illinois 60680

Send FREE 1965 Allied Catalog


Name _____
PLEASE PRINT

Address _____

City _____ Zone _____ State _____

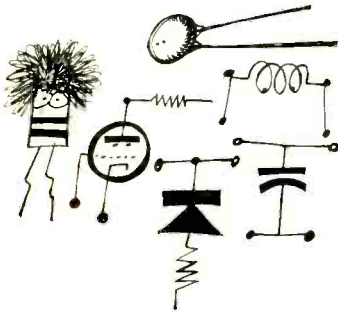
RADIO
Electronic Supply House

Hobnobbing with Harbaugh

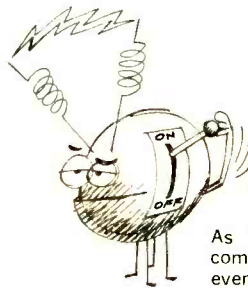


With the help of the biocell, space ships will generate electric power through the use of their own waste material.

Biocells—Revisited



Here are a few mutations of common electronic components after attachment to a biocell.



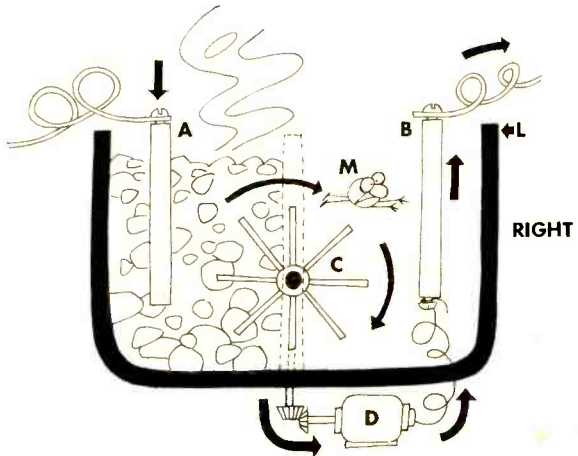
Biocells are hungry little devils. Here is a flashlight with fuel to run it for a week (20,000 calories).


As the bacteria in biocells become more sophisticated, they may eventually begin to look like this.

HOW THE BIOCELL OPERATES

- 1 Fill left side of container with either sewage or garbage.
- 2 Feed hydrogen to electrode "A."
- 3 Hydrogen molecule "M" is unable to stand smell and rushes to oxygen electrode "B."
- 4 Movement of molecule "M" causes ion exchange paddle wheel "C" to revolve.
- 5 Paddle wheel is gear connected to electric generator "D" and the output wired to oxygen electrode "B."

Note: For best results, fill to level "L."





Monthly Short-Wave Report

By **HANK BENNETT**, W2PNA/WPE2FT
Short-Wave Editor

WHEN IS A VERIFICATION NOT A VERIFICATION?

IF YOU receive a QSL-type card from a short-wave station with nothing whatever on it to indicate that the station is, in fact, verifying your report, do you consider it a bona fide verification? For several years now there has been what would appear to be a rather haphazard or "who cares?" type of attitude on the part of a number of stations with regard to their verification policies.

Basically, in order for a verification to be properly called a verification, it should include, as a bare minimum, the frequency, date, and time of the broadcast being verified, and this information should be clearly written or typed. Do all of your QSL's contain all of these items? We'll bet not.

Within the past few years the popularity of short-wave listening has increased tremendously. More people than ever before are literally bombarding stations the world over with reception reports. Many stations say that hundreds of these reception reports are of little or no value for they are carelessly prepared and include nothing which might be of use to a station's engineering department. On the other hand, a great many reports are carefully prepared, intelligently

written up, and do contain useful information on receiving conditions.

To answer all of this mail requires time and effort by somebody. There are probably some stations that need a whole department just to answer mail and send out verifications. It goes without saying that most broadcasting organizations must expedite this work to the greatest degree possible in order to save time and personnel expenses. No one can disagree with that. But we can, and do, disagree with the types of QSL's that are sent out in some cases.

We respectfully suggest that the short-wave stations take a hard look at their verifying policies. Are those incoming reports really checked? Does each verification have the frequency, date, and time of the broadcast clearly indicated on it? There is little point in an SWL trying to convince himself that he actually has a QSL if, in fact, he has only a postcard containing the name and address of a station.

We have no doubt that many of the stations would like to take issue with us on this subject. Perhaps the stations could come up with some good constructive criticism on in-



Edward Jacobson, WPE2JEL, Westbury, N.Y., uses a Lafayette HE-30 receiver, with a Lafayette KT-135 in standby service. He has two antennas: a 70' long-wire and Hy-Gain 40' short-wave dipole. Ed's record to date: 84 countries logged, 36 verifications.

Roger Bowman, WPE4ESK (below), of Winter Park, Fla., has 52 countries logged with 35 confirmed. He DX'es with a Knight R-100A receiver, a Holstrom SK-20 preselector, and a 60' long-wire antenna.



coming reports from SWL's in an effort to do away with the "I heard you, please QSL" type of report, and thus gain more time to give bona fide veries on the properly prepared and useful reports. We would welcome responsible comments from any station.

Special "States" Award. One of the most unusual DX Award applications that we have received to date came in from Arno Feltner, of New Braunfels, Texas, who has qualified for the "30 States Verified" award. Every station Arno listed was in the Citizens Band service! Further, out of the 30 stations listed, 28 were logged and verified on one frequency—27.155 kc. The other two stations were heard on 27.275 kc. and 27,105 kc.

Long-Wave Reception. Your Short-Wave Editor has recently been experimenting with a National HRO-50T1 receiver utilizing long-wave coils from an HRO-60 in an effort to log some of the European long-wave broadcasters. To date the results have been something less than satisfactory due mainly to the use of an improper antenna for this frequency range. However, we have noted an excellent source of code practice material for those of you who may be interested. If you can tune to 125 kc., look for NSS; it broadcasts almost continual press reports, news items, and sports results. Incidentally, reports from SWL's who can tune the 50-200 kc. range will be appreciated.

(Continued on page 111)

ENGLISH-LANGUAGE NEWSCASTS TO NORTH AMERICA

All of the stations below specifically beam English-language newscasts to the U.S.A. The times may vary a few minutes from day to day.

COUNTRY	STATION	FREQUENCY (kc.)	TIMES (EST)
Argentina	Buenos Aires	11,780, 9690, 6090	2200, 0100 (Mon.-Fri.)
Australia	Melbourne	17,840, 15,220	2030, 2130, 2230
		9580	0745
Bulgaria	Sofia	6070 (and/or 9700)	1900, 2000, 2300
		7290	1630
Canada	Montreal	15,190, 11,760, 9585	1800 (Caribbean)
		9625, 5970	0215, 0300 (W. Coast)
Congo (East)	Leopoldville	11,755	1630, 2100, 2230
Congo (West)	Brazzaville	15,190	1430
Czechoslovakia	Prague	11,990, 9795, 9550, 7345	2030, 2230
		(also 15,285 at 2030; 11,990 at 2230)	
Denmark	Copenhagen	15,165	0700
		9520	2100
Finland	Helsinki	15,185	1530 (Mon.-Fri.)
West Germany	Cologne	11,945, 11,795, 9735	1010
		9640, 6075	2035
		9735, 9575, 6145, 6075	0000
Hungary	Budapest	11,905, 9833, 7215	1930
		9833, 7215, 6234	2030, 2200, 2330
Italy	Rome	9575, 5960	1930, 2205
Japan	Tokyo	15,285, 15,135, 11,780	1900
Lebanon	Beirut	9625	2130
Netherlands	Hilversum	17,810, 15,445	1030 (Tues., Fri.)
		11,950, 9590	1415 (Tues., Fri.)
		7125, 6085	1630 (exc. Sun.)
		6035, 5985	2030 (exc. Sun.)
Portugal	Lisbon	6185, 6025	2105, 2245
Rumania	Bucharest	11,810, 9510, 7225, 7195,	1730
		6190, 5990	
Spain	Madrid	9360, 6130	2215, 2315, 0015
Sweden	Stockholm	15,240	0900
		9660	2215
		5990	2045
Switzerland	Berne	11,865, 9655, 9535	2015, 2315
		15,315	0950
U.S.S.R.	Moscow	9740, 9730, 9700, 9680,	1730, 1900, 2000,
		9650, 9620, 9610, 9570,	2100, 2300, 0040
		7320, 7310, 7240, 7200,	
		7150 (may not all be in use at any one time)	
Vatican City	Vatican City	9645, 7250, 6145	1950



SPOOKIN' LIGHT

*Bizarre and eerie lighting effects
are achieved by modulating an SCR
light dimmer at an audio rate*

By **JEFF F. TAYLOR**



ARE YOU the type of electronics experimenter that gets a kick out of making Halloween exciting for the small "goblins" infesting your neighborhood? If so this project is a *must build* for October 31.

Once the parts have been collected, you can probably build the "Spookin' Light" in one evening. Plug a porch light, carriage post lamp, or other outside lamp into this device, and when the supernatural Halloween phenomena start to flit through the air you will be in keeping with the atmosphere.



Underchassis view of the mounting board shows major parts placement.

View from side (below) locates the balance of the components.



The "Spookin' Light" flickers bright; dies away; flickers some more, and seemingly dances without rhyme or reason. You can also use this light controller for Christmas displays, especially if you are setting up a scene requiring electronic candles.*

The "Spookin' Light" is a modified light dimmer employing a silicon-controlled rectifier. The user can preset the dimming action via a built-in relaxation oscillator. The oscillator determines both the rate and brightness of the lamp load.

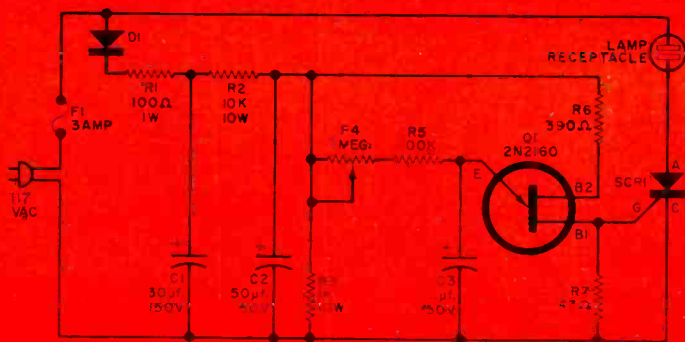
The Circuit. To operate the relaxation oscillator, a simple half-wave rectifier consisting of *C1*, *C2*, *D1*, *R1*, and *R2* delivers about 15 volts across *R3*. The oscillator part of the circuit is comprised of *C3*, *Q1*, *R4*, *R5*, *R6*, and *R7*. By adjusting potentiometer *R4*, the builder can vary the charging rate of capacitor *C3* from about 10 cycles to 100 cycles. As the charge on *C3* increases, the unijunction transistor (*Q1*) does not conduct; however, at the critical point, the emitter conducts very heavily, and a short pulse appears across *R7* in the *B1* leg of the unijunction. When *C3* discharges, *Q1* turns itself off and the process is re-

peated according to the rate set by *C3*.

Alternating current is applied to the anode of the silicon-controlled rectifier through the incandescent lamp. If there is no positive pulse applied to the gate of *SCR1*, there will be insufficient current passage to permit the lamp to glow. When a positive pulse appears at *R7* (hence the gate), and simultaneously a positive half-cycle of a.c. is applied to the anode, the SCR will conduct and the lamp will glow. The brilliance of the lamp is determined haphazardly by the coincidence between the positive pulse from the relaxation oscillator and the a.c. cycling through the incandescent lamp load.

If the oscillator is adjusted to the 60-cycle line frequency, the lamp may or may not light—depending on the portion of the a.c. cycle where the oscillator pulses appear. As the oscillator frequency (determined by the setting of *R4*) goes off the line current frequency, the lamp will glow slowly on and off, indicating that there is a "beat frequency" being generated. Thus, the lamp is really glowing at two separate and distinct rates. On one hand it is glowing at the rate determined by the relaxation oscillator, and on the other hand it is glowing at a beat frequency between the oscillator and a.c. line frequency.

*The author's electronic candle project is scheduled for publication in November. Its circuitry is similar to that of the "Spookin' Light" but the flickering is more pronounced and rhythmic.




When wiring the unit, be sure that no parts come in contact with chassis.

Finished unit is ready to go and spook all goblins who visit you.

PARTS LIST

- C1*—30- μ f., 150-volt electrolytic capacitor (see *C2*)
C2—30- μ f., 50-volt electrolytic capacitor (*C1* and *C2* are in same case—Mallory TCD-497)
C3—0.1- μ f., 50-volt molded capacitor
D1—200-volt PIV, 750-ma. silicon diode (1N2069 or equivalent)
F1—3-amp fuse
Q1—2N2160 unijunction transistor
R1—100-ohm, 1-watt resistor
R2—10,000-ohm, 10-watt resistor
R3—1000-ohm, 10-watt resistor
R4—1.0-megohm potentiometer
R5—100,000-ohm, $\frac{1}{2}$ -watt resistor
R6—390-ohm, $\frac{1}{2}$ -watt resistor
R7—47-ohm, $\frac{1}{2}$ -watt resistor
SCR1—Silicon-controlled rectifier, 200-volt peak reverse voltage, 4.0-6.0 average forward current (author used Texas Instruments 40A2; General Electric X1 can be substituted)
Misc.—Aluminum utility box, Vectorbord, angle brackets, sheet aluminum, transistor socket, push-in terminals, a.c. chassis receptacle, fuse holder, etc.



Construction. A prerequisite in building your "Spookin' Light" is to be absolutely sure that none of the components is in electrical contact with the aluminum box. A 1:1 isolation transformer would make this device safer, but if reasonable care is exercised in construction, the "Spookin' Light" will not present a shock hazard.

The model shown was built in a commonly available 3" x 5" x 4" aluminum utility box. Attached to one of the removable sides is the heat sink for the SCR and a Vectorbord shelf holding many of the other components. The heat sink was cut from a moderately heavy piece of scrap aluminum measuring 2 $\frac{1}{2}$ " x 3". Bend a $\frac{1}{2}$ " strip of the 3" length to make an angle bracket to bolt the sink to the removable box side. Drill the necessary diameter hole for the SCR and carefully mount the SCR so that it is electrically insulated from the heat sink.

A 2 $\frac{1}{2}$ " x 3" piece of perforated Vector-

bord is attached to the removable side with two small angle brackets. Push-in terminals are used to hold components *C3*, *D1*, *R1*, *R2*, *R3*, *R5*, *R6*, and *R7* in place. Transistor *Q1* is socket-mounted with the socket force-fitted in an appropriate size hole in the Vectorbord. Capacitors *C1* and *C2* are in the same housing, which is attached to the heat sink by means of a retaining band.

Potentiometer *R4*, fuse *F1*, and the lamp receptacle are mounted on the removable side. The overall fit is compact, but still leaves enough room for incidental soldering and circuit checking.

Operation. Since the incandescent lamp is operating on half-wave a.c., it is desirable to use a larger wattage bulb than normal to achieve useful effects—100 watts instead of 60 watts, 150 watts instead of 75, etc. A 300-watt photoflood bulb is another good choice. The "Spookin' Light" will handle bulbs normally drawing up to 450 watts.

LIGHT-CONTROLLED POWER SUPPLY--- SECOND THOUGHTS



Advanced Experimenter's Corner

By **BRIAN C. SNOW**


EDITOR'S NOTE: Several score circuit adaptations were received in response to the "opened" project published on page 53 of our February, 1964, issue. That project, entitled "Light-Controlled Power Supply," introduced the Delco LDR-25 heavy-duty photocell as a means of controlling the output of a low-voltage power supply. In publishing it, the Editors indicated that they felt refinements were possible. The article on these pages represents the best of the many adaptations and improvements designed by our readers.

THIS INEXPENSIVE regulated low-voltage power supply is a handy piece of equipment for anyone experimenting with transistors. One version provides up to an ampere at a continuously variable regulated voltage of 0-25 volts d.c. A second version will produce a constant current of up to 1 ampere at any voltage up to 30 volts. In both circuits, the output is controlled by a heavy-duty photocell acting as a light-controlled variable resistor in series with the primary of the power transformer.

Improved bench supply for transistor experiments featuring either constant current or constant voltage

Constant Voltage Circuit. The reader will note that the circuit actually consists of three distinct power supplies. The principal supply is a conventional full-wave bridge, the output of which is controlled by the load and the resistance of photocell *PC1*. Supplied by transformer *T2* are the reference voltage supply (*C2*, *D6*, *D7*, *R2*, and *R3*) and the supply (*D5* and *C3*) for the direct-coupled error amplifier.

The output voltage is determined by the setting of control potentiometer *R7*. This potentiometer is one leg of a bridge formed by the load, reference resistor *R3*, and reference zener diode *D7*. Once *R7* has been set, any change in the load will unbalance the bridge and apply an "error" signal between *R4* and *R6* to the



Parts mounted on heat sink are shown disassembled at left. Note that no socket is used; wires connect to lamp.

Assembled heat sink is shown below, before encapsulation and painting.



error amplifier ($Q1$ and $Q2$). A 12-volt bulb in the collector lead of $Q2$ is close-coupled to photocell $PC1$, and since the intensity of the bulb determines the resistance of $PC1$, the output voltage is brought back into balance.

There is some thermal inertia in control lamp $I1$, so the supply reaction is not instantaneous. However, for experimental bench work, this power supply is more than adequate.

Construction. With the exception of the mounting of $I1$ and $PC1$, the construction of this supply can be left entirely to whims of the builder. The photographs show the model constructed by the author in a Bud Radio AC-1613 sloping-panel cabinet.

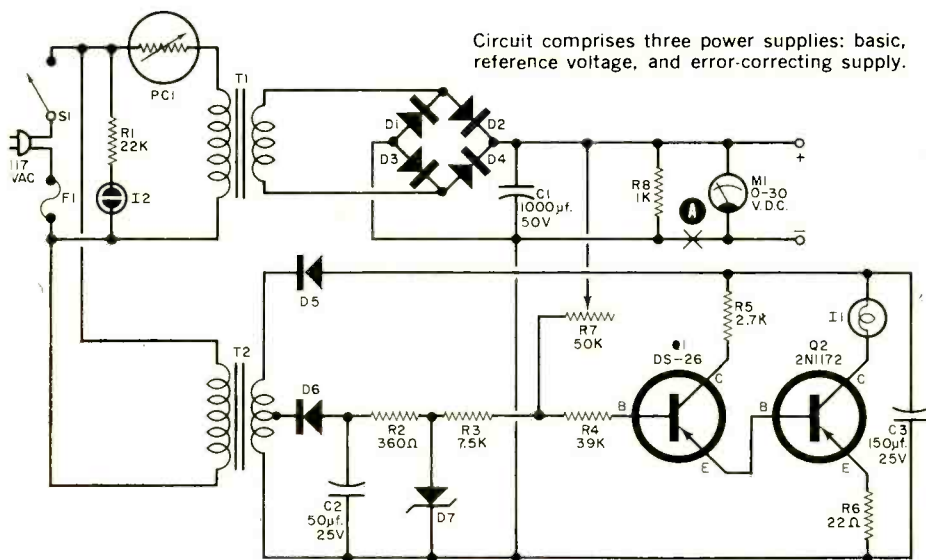
Bulb $I1$ and photocell $PC1$ must be shielded from external light. Since $PC1$ must be mounted on a heat sink, the author took advantage of this fact to place bulb $I1$ in contact with $PC1$, seal-

ing off external light by encapsulating both components in "Castolite."

Before mounting the photocell, drill two $5/32$ " holes on 1" centers, plus another hole $1/2$ " to one side to pass the leads from the bulb. Coat the underside of $PC1$ with silicon grease for good thermal contact and mount the photocell with two $4-40 \times 1/2$ " round-head bolts and nuts. Don't forget the nylon washer to insulate $PC1$ from the heat sink.

Block off the two open sides of the heat sink with pieces of scrap aluminum and fill in the boxed area with an epoxy such as Castolite. After allowing the proper curing time, paint the encapsulated area with several coats of black paint to prohibit incident light from affecting the photocell.

Modifying for Constant Current. The basic circuit can be changed to effect a constant current output of up to 1.0 ampere. This is done by increasing the value




Circuit comprises three power supplies: basic, reference voltage, and error-correcting supply.

PARTS LIST

C1—1000- μ f., 50-volt electrolytic capacitor (author used two 500- μ f. units in parallel)
 C2—50- μ f., 25-volt electrolytic capacitor
 C3—150- μ f., 25-volt electrolytic capacitor (author used three 50- μ f. units in parallel)
 D1-D6—1.5-amp, 100-PIV silicon diode
 D7—1N1766 6.2-volt zener diode
 F1— $\frac{1}{4}$ -amp type 3AG fast-action fuse
 I1—12-volt lamp (GE #57)
 I2—NE-51 neon lamp
 M1—0-30 voltmeter (Weston 301-57, if used)
 PC1—Photocell (Delco LDR-25)
 Q1—Pnp transistor (Delco DS-26)
 Q2—Pnp transistor (Delco 2N1172)
 R1—22,000-ohm, $\frac{1}{2}$ -watt resistor
 R2—360-ohm, $\frac{1}{2}$ -watt resistor
 R3—7500-ohm, $\frac{1}{2}$ -watt resistor

R4—39,000-ohm, $\frac{1}{2}$ -watt resistor
 R5—2700-ohm, $\frac{1}{2}$ -watt resistor
 R6—22-ohm, $\frac{1}{2}$ -watt resistor
 R7—50,000-ohm, 2-watt potentiometer
 R8—1000-ohm, 2-watt resistor
 S1—S.p.s.t. toggle switch
 T1—Filament transformer: primary, 117 volts; secondary, 25.2 volts, 1 amp (Stancor P-6469)
 T2—Filament transformer: primary, 117 volts; secondary, 12.6 volts, CT, 2 amp (Stancor P-8130)
 1—Sloping panel box (Bud AC-1613)
 1—Heat sink (Delco 7278482)
 Misc.—Line cord, neon lamp socket, binding posts, fuse holder, terminal boards, knob, hardware, hookup wire, etc.

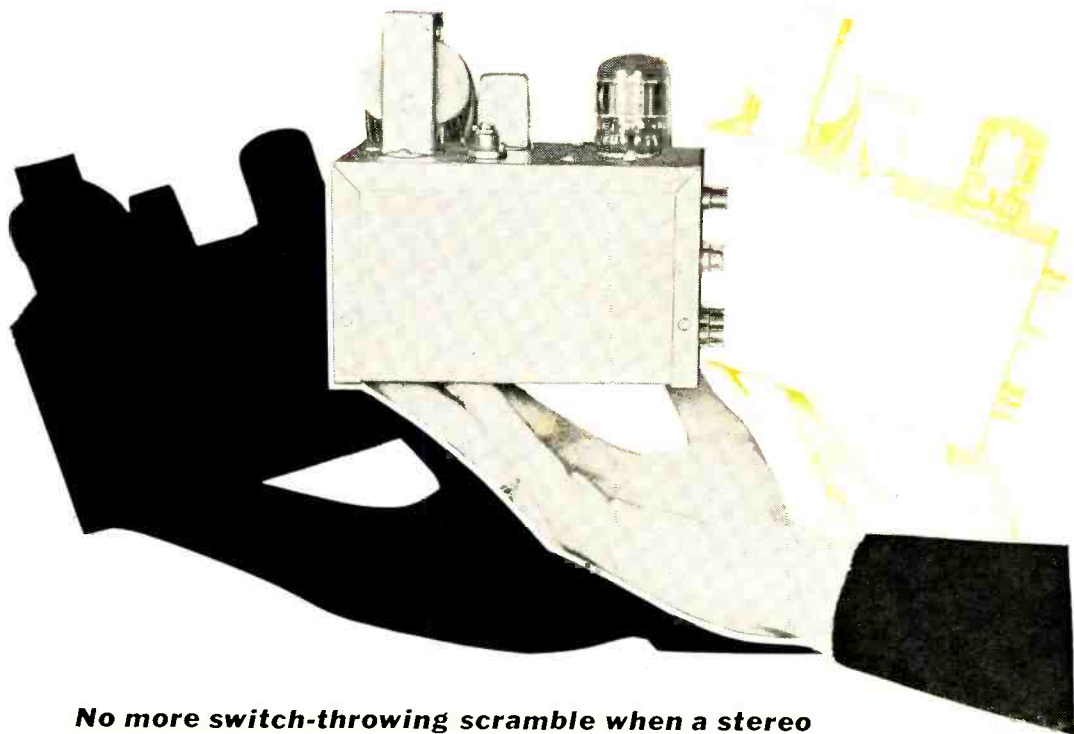


of R3 from 7500 ohms to 12,000 ohms; inserting a 5-ohm, 5-watt resistor at point A in the diagram; and changing the value of R7 from 50,000 ohms down to 10,000 ohms while simultaneously shifting the wiper arm connection of R7 to the "minus" output terminal.

You can eliminate voltmeter M1 if you wish, and substitute a 0-1.0 amp meter in the positive output lead.

Operation is essentially similar to that of the constant voltage supply. In the constant current supply, the voltage drop across the new 5-ohm resistor is one leg of the "error" bridge. The bridge is unbalanced when the voltage across the 5-ohm resistor divided by potentiometer R7 (now 10,000 ohms) is not equal to the reference voltage divided by R3 (now 7500 ohms).

THE Stereo S'Lector



No more switch-throwing scramble when a stereo station comes in! The S'Lector does it for you

By ALTON B. OTIS, JR.

IF you have a mono FM tuner and an outboard multiplex adapter, the "Stereo S'Lector" is for you! In addition to giving you a visual indication that a stereocast is coming through, it will automatically switch the multiplex adapter into the circuit and connect the adapter's output to the stereo tuner terminals of the amplifier—a feature found only in the more expensive commercial FM stereo tuners. The cost of the parts required to build the S'Lector is nominal—only about \$15.00.

How it Works. The single compactron tube, *V1*, is a 6D10 which has three separate triodes in one envelope. The multiplex signal from the tuner is applied to

V1a, which is a low-gain amplifier with a high input impedance. From there, it goes to a variable-mu, high-gain amplifier, *V1b*. The output of *V1b* is fed to a filter consisting of *L1* and *C5*. This removes all but the 19-kc. components of the signal.

The 19-kc. signal is rectified by diode *D1* and the resulting d.c. voltage is applied to the grid of relay control *V1c*. When no 19-kc. signal is present (as in a monophonic signal), the relay remains pulled in, connecting the normal output of the tuner to the amplifier. A 19-kc. signal will apply a negative voltage to the grid of *V1c*, which causes the relay to open, connecting the tuner stereo out-

Finish the Stereo S'Lector with a coat of spray paint and press-on letters for jack identification.



put to the amplifier, and simultaneously turning on the stereo indicator lamp (11).

Building the Unit. The Stereo S'Lector is constructed in a 3" x 4" x 5" aluminum Minibox. Parts layout is not critical, but the photos show the layout used satisfactorily by the author.

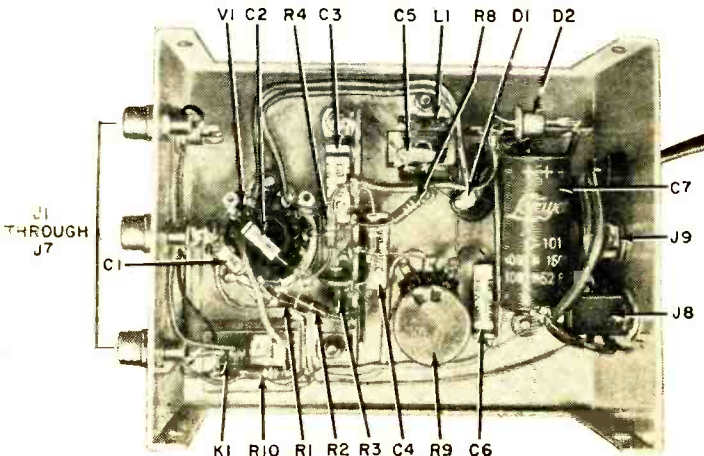
Coil *L1* is mounted by means of a flange provided with the coil. Power rectifier *D2* is mounted on a three-lug (center ground) terminal strip which is attached under one of the power transformer mounting screws. A single solder lug under the other transformer mounting screw serves as a ground for capacitors *C6* and *C7*. Capacitor *C5* mounts directly across the terminals of *L1*, and *D1* is connected directly between *L1* and *R9*.

Two of the four poles of relay *K1* are used for switching the output between the tuner and multiplex adapter. The other two relay poles can be used to trigger external indicators (as shown here) or for other signaling or switching functions.

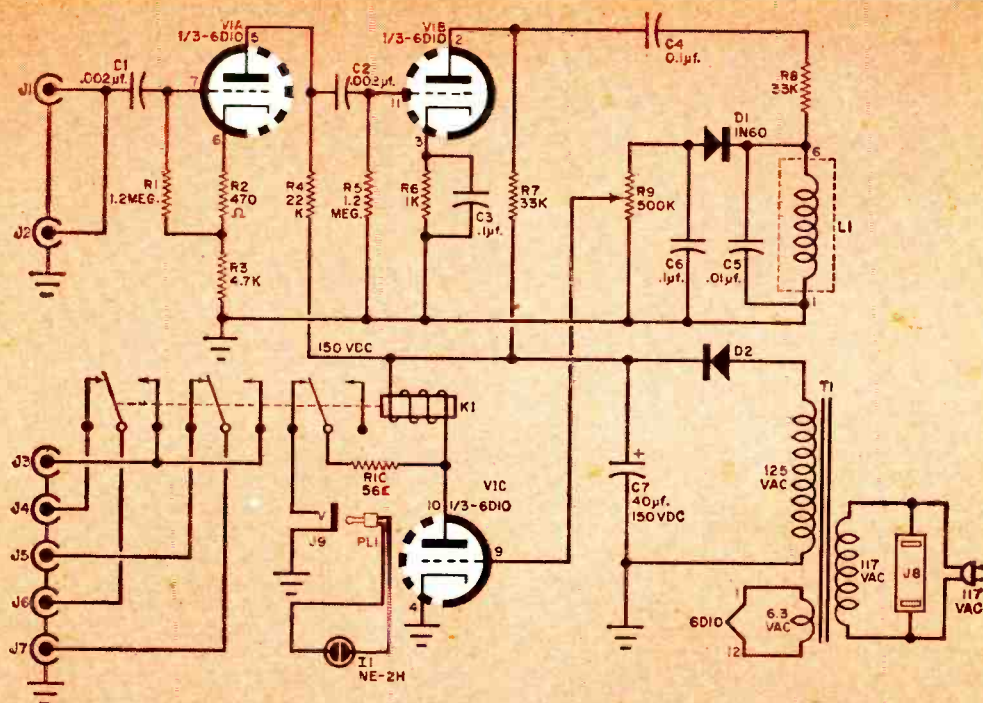
Tuning Up. Check the unit carefully for short circuits, and remove all solder splashes and wire bits. Before installing the 6D10, plug the unit in; the voltage across capacitor *C7* should read about 200 volts. Install the tube and allow a short warm-up period. Voltage across *C7* should now read about 140-150 volts, d.c.



Indicator lamp jack is connected to miniature plug so lamp can be mounted at tuner or amplifier panel.



Parts layout is not at all critical but author's model is detailed in photo at left with parts call-outs.



A single compactron tube does the work of three in the Stereo S'Lector circuit.

PARTS LIST

C1, C2—0.002- μ f., 200-volt Mylar capacitor
 C3, C4, C6—0.1- μ f., 100-volt Mylar capacitor
 C5—0.01- μ f. ceramic disc capacitor
 C7—40- μ f., 150-volt electrolytic capacitor
 D1—1N60 diode (or equivalent)
 D2—50-ma., 400-PIV silicon rectifier
 N1—NE-2H neon lamp
 J1-J7—Phono jack (single-hole type)
 J8—117-volt accessory outlet
 J9—Miniature phone jack
 K1—4-p.d.t. relay, 5300-ohm coil, 6.6-ma. pull-in (Lafayette F-353 or equivalent)
 L1—19-ke. oscillator coil (J. W. Miller 1354)
 PL1—Miniature phone plug
 R1, R5—1.2-megohm, $\frac{1}{2}$ -watt resistor

R2—470-ohm, $\frac{1}{2}$ -watt resistor
 R3—4700-ohm, $\frac{1}{2}$ -watt resistor
 R4—22,000-ohm, $\frac{1}{2}$ -watt resistor
 R6—1000-ohm, $\frac{1}{2}$ -watt resistor
 R7, R8—33,000-ohm, $\frac{1}{2}$ -watt resistor
 R9—500,000-ohm linear taper potentiometer
 R10—56,000-ohm, $\frac{1}{2}$ -watt resistor
 T1—Power transformer; primary, 117 volts; secondaries, 125 volts, 15 ma., and 6.3 volts, 0.6-amp. (Lafayette TR-121, Stancor PS-8415, or equivalent)
 V1—6D10 compactron tube
 I—3" x 4" x 5" aluminum Minibox
 Misc.—12-pin compactron socket, terminal strips, wire, solder, line card, etc.

If it is substantially lower, pull the plug and inspect the unit again for shorts.

Connect the Stereo S'Lector to the tuner with jacks, as follows: J1 to multiplex output of tuner; J2 to input of multiplex adapter; J3 to monophonic output of tuner; J4 and J5 to the stereo amplifier inputs; J6 and J7 to the output of the multiplex adapter.

With the tuner set to a strong stereo station, adjust the slug in L1 for maximum a.c. voltage across the coil. The reading may fluctuate at this point, de-

pending on the program material. Starting with the wiper of R9 at the ground end, advance the wiper toward D1 until the relay drops out, then about five or ten degrees more. The unit is now adjusted and ready for use.

The model built by the author has performed very reliably, never confusing interchannel noise and a stereo broadcast. If you build the S'Lector, you'll find it a valuable adjunct to your stereo system, one that you will wonder how you ever got along without.



Transistor Topics

By LOU GARNER, Semiconductor Editor

A NEW transistorized travel aid for the blind has been developed by the Radio and Electrical Engineering Division of the National Research Council, Ottawa, Canada. Unlike other types of blind aids designed to detect obstacles in the immediate path of the operator, this unit is intended to indicate overall direction of travel. Essentially a compact broadcast-band radio direction finder, its application is roughly analogous to a small boat's compass as contrasted to its short-range radar. Its operator can easily determine—with fair accuracy—the direction of known nearby stations and thus establish his general path of travel without reference to street corners, buildings or other physical objects. The device is especially valuable in open areas such as parks, or where several streets intersect at odd angles, making directions difficult to determine.

Although most small AM broadcast receivers can serve as radio direction finders because of the directional characteristics of their ferrite core antennas, their practical use in this application is limited by several factors. First, their a.g.c. systems, if effective, tend to broaden and mask the null points. Second, lulls in the transmitted

program may be misinterpreted as false nulls. Finally, the music or speech itself may prove distracting to the user. The new aid overcomes these disadvantages by substituting a variable pitch audio tone for the program material.

Figure 1 is a block diagram of the instrument. The essential components are a highly directional loop antenna, an r.f. amplifier/converter stage, one or more i.f. stages, a detector, a blocking oscillator (or multivibrator), an audio amplifier and, finally, a power amplifier driving an earphone or small loudspeaker. Operating power is furnished by conventional batteries.

In operation, the blocking oscillator's frequency is controlled by the d.c. a.g.c. voltage which varies with the strength of the received station's carrier signal. The actual pitch of the audio tone serves to indicate the approximate *distance* to the station, while changes in pitch as the set (and antenna) is rotated permit the station *direction* to be determined. An experienced operator can distinguish directions with an accuracy of five degrees or less.

Although not commercially available as yet, this new instrument should be a real

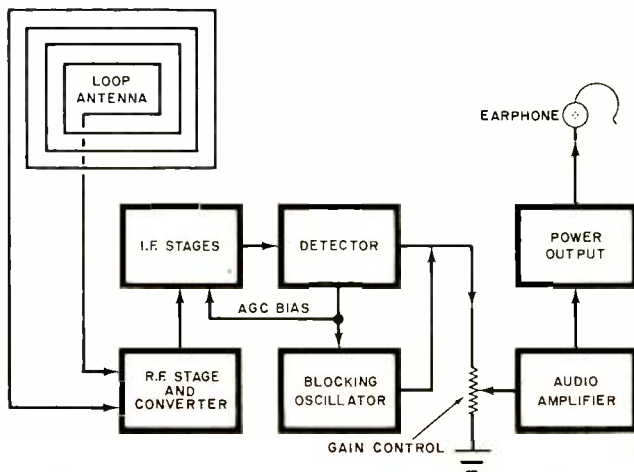


Fig. 1. Block diagram of the new transistorized travel aid for the blind developed by the National Research Council, Ottawa, Canada. Device is a broadcast-band radio direction finder which indicates overall direction of travel instead of detecting obstacles.

boon not only to blind persons but to hunters, fishermen, hikers, small boat owners, and others faced with the problem of locating their positions when away from known landmarks.

Manufacturer's Circuit. An easily built high-fidelity phonograph preamplifier circuit is illustrated in Fig. 2. This design, which is RIAA equalized, was developed by General Electric (Electronics Park, Syracuse, N.Y.) to demonstrate the use of their low-cost, epoxy-cased silicon transistors.

Referring to the schematic diagram, direct-coupled *npn* transistors are used throughout. Transistors *Q1* and *Q2* serve as high-gain common-emitter amplifiers while *Q3* is an impedance-matching emitter-follower. Designed for use with magnetic phono cartridges, the preamp can drive standard power amplifiers with moderate to high input impedances.

In operation, *R1* serves to adjust the circuit's input impedance and *C1* is an input coupling capacitor. The base bias of *Q1* is obtained from the voltage drop across *Q2*'s emitter resistor *R9*, bypassed by *C4*, and is furnished through *R2*. Emitter resistor *R4* serves both to stabilize *Q1*'s bias and to permit a frequency-compensating network between the first and second stages. This network, used to adjust the amplifier's response to match the RIAA equalization curve, is made up of *C2*, *R6*, *R5*, and *C3*.

Since direct-coupling is used between stages, each stage serves as a source of base bias for the following one. Thus, *Q2*'s base bias is furnished through *Q1*'s collector load (*R3*) and, similarly, *Q3*'s bias is supplied through *Q2*'s collector load (*R7*). Transistor *Q2*'s small unbypassed emitter resistor, *R8*, acts to stabilize second stage operation. The output stage, *Q3*, is

used for isolation and as an impedance-matching device, with *Level* control *R10* serving as an emitter load and *C5* as an output coupling capacitor. Operating power is supplied by *B1*, controlled by *S1*.

Although standard components are used, a few circuit values are critical. Resistor *R2* should have a 5% tolerance, while *C2* and *C3* should be 10% tolerance types. All resistors except the *Level* control, *R10*, are half-watt units. Capacitors *C2* and *C3* can be mica, paper or ceramic types, while *C1*, *C4* and *C5* are electrolytic capacitors. Capacitor *C1* should be rated at 15 volts d.c., *C4* at 3 volts, and *C5* at 25 volts. The value of *C5* is not indicated, for the size needed will depend on the impedance of the load (power amplifier) with which the preamp is used; a small (1- or 2- μ f.) unit will do if the load has a high impedance, but values up to 50 μ f. may be required by moderate- or low-impedance loads to insure good low frequency response.

The transistors, as mentioned previously, are G.E.'s new epoxy-cased silicon types; *Q1* is a 2N2925, *Q2* a 2N2924 and *Q3* a 2N2926.

Any of several construction techniques can be employed. Depending on individual preferences, the preamp can be assembled either on a conventional metal chassis, a perforated phenolic base, or on an etched circuit board. Layout is not overly critical, but good wiring practice should be observed, with signal leads kept short and direct and ample separation provided between the input and output circuits.

A 22½-volt power supply (*B1*) is required. For intermittent operation, a small hearing aid battery (such as a Burgess U15) may be used, for the total current drain is only 3.5 ma. For continuous use, a heavier battery is necessary—a Burgess

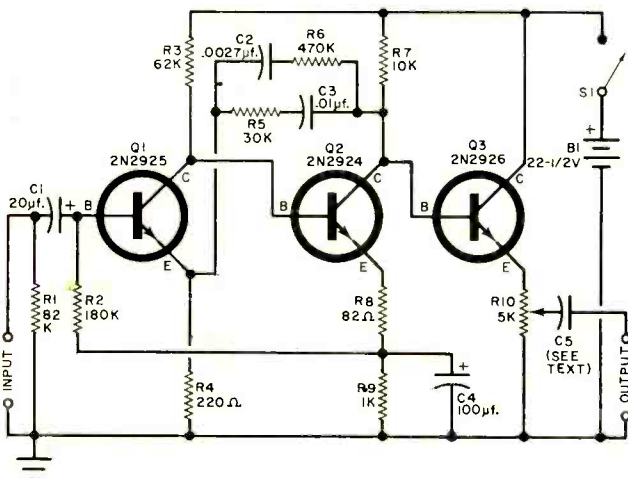


Fig. 2. Hi-fi phonograph preamplifier circuit developed by General Electric employs three of its low-cost epoxy-cased silicon units. Transistors *Q1* and *Q2* serve as high-gain common-emitter amplifiers and transistor *Q3* as an impedance-matching emitter-follower.

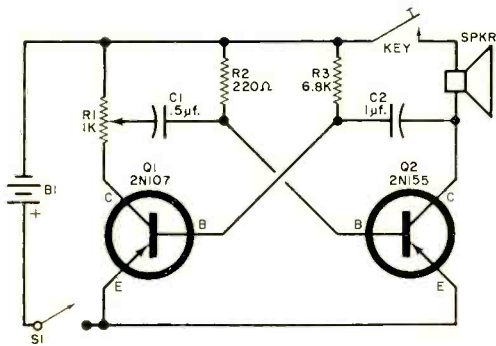


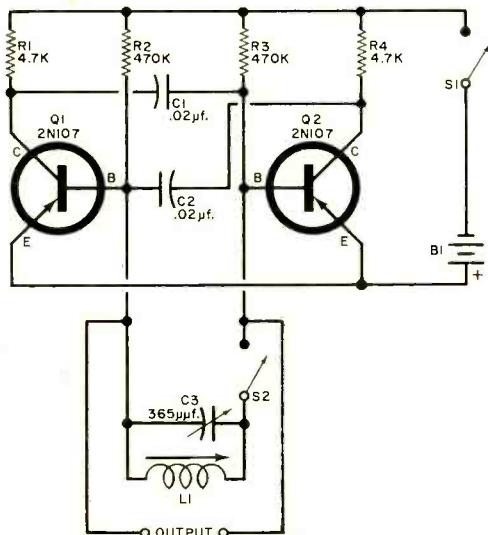
Fig. 3. Reader Mark Humphries put a multivibrator to work as a CPO. The pnp transistors are used in a modified collector-base-coupled arrangement.

XX15, for example. If preferred, a power pack can be made up by wiring 15 penlight cells in series.

Conventional shielded cable should be used for connecting the preamp to a phono cartridge and to the power amplifier. In addition, the entire preamp should be mounted in a shielded metal case (such as a small Minibox) to minimize hum and noise pickup.

Readers' Circuits. Multivibrators are extremely versatile circuits. As a result, many readers enjoy experimenting with different variations of the basic designs and in devising interesting applications for them. Two such circuits are presented here.

Fig. 4. Second multivibrator circuit, submitted by Robert Barlow, can be used either as audio or r.f. source for checking different types of equipment.



The code practice oscillator (CPO) circuit in Fig. 3 was submitted by reader Mark Humphries (553-31st St., Manhattan Beach, Calif. 90266). According to Mark, his circuit will deliver ample power for group practice.

Referring to the diagram, pnp transistors $Q1$ and $Q2$ are used in a modified collector-base-coupled arrangement, with $Q2$'s collector load a loudspeaker voice coil rather than a conventional resistor. The base bias for $Q1$ is furnished through $R3$ and the base bias for $Q2$ through $R2$, while $C1$ and $C2$ serve as coupling capacitors. Operating power is supplied by $B1$, controlled by $S1$.

Readily available parts are used in the design. Transistor $Q1$ is a general-purpose small-signal type, such as a 2N107, 2N109, CK722, etc., while $Q2$ is a standard power transistor, such as a 2N155, 2N176, 2N255, or 2N301. Potentiometer $R1$ is a small 1000-ohm unit, and $R2$ and $R3$ are half-watt resistors. Capacitor $C1$ is a small paper type, $C2$ a paper or 15-volt electrolytic type. Any small speaker with a 3.2- to 16-ohm voice coil can be used. Power switch $S1$ can be a toggle, slide, or rotary s.p.s.t. unit. Finally, the power supply can be any standard battery (or combination of batteries) supplying from 3 to 12 volts; in general, the higher the supply voltage, the greater the output.


With neither layout nor wiring critical, Mark's CPO can be assembled on a small chassis, on an etched circuit board, or even, if preferred, breadboarded on a piece of perforated Masonite or a scrap piece of lumber.

An NRI student, Robert T. Barlow (940 Atwater Ave., Westmount, Quebec, Canada) submitted the multipurpose *signal generator* circuit in Fig. 4. Robert writes that his circuit can be used either as an audio or r.f. signal source for checking amplifiers, intercoms, record players or small receivers.

This circuit is also a modified collector-base-coupled arrangement using pnp transistors in the common-emitter configuration. The base bias for $Q1$ is furnished through $R2$, the base bias for $Q2$ through $R3$, while $R1$ and $R4$ serve as collector loads for $Q1$ and $Q2$, respectively. The two stages are cross-coupled through $C1$ and $C2$. A tuned r.f. circuit, $L1$ - $C3$, can be switched into the circuit through $S2$ to provide r.f. signals. Operating power is supplied by $B1$, controlled by $S1$.

Low-cost components are used. Transistors $Q1$ and $Q2$ are 2N107's or 2N109's, $C1$ and $C2$ are small ceramic capacitors, and all the resistors are half-watt units. The tuned circuit is made up of a broadcast-band "vari-loopstick" ferrite rod an-

(Continued on page 103)



Across the Ham Bands

By **HERB S. BRIER** W9EGQ
Amateur Radio Editor

THE AMATEUR SCENE: ALASKA AND WASHINGTON, D.C.

IN OUR April, 1964, column, we asked what you would do if you suddenly found yourself the only means of communication from your area as the result of some disaster. On March 27, as you probably know, hams in Alaska were asked that question in earnest when the first of a series of violent earthquakes and tidal waves struck the state. Most of the KL7 hams answered the question magnificently by handling the thousands of emergency and welfare messages that went in and out of Alaska during the following several days.

Of course, the KL7's could not have handled this traffic if there had not been other amateurs ready and waiting to accept and deliver the messages coming out of Alaska and to transmit the incoming ones. In addition to offering a hearty "Well done!" to all hams who provided emergency communications during the Alaskan disaster, we would like to add an extra commendation to the unsung hams who

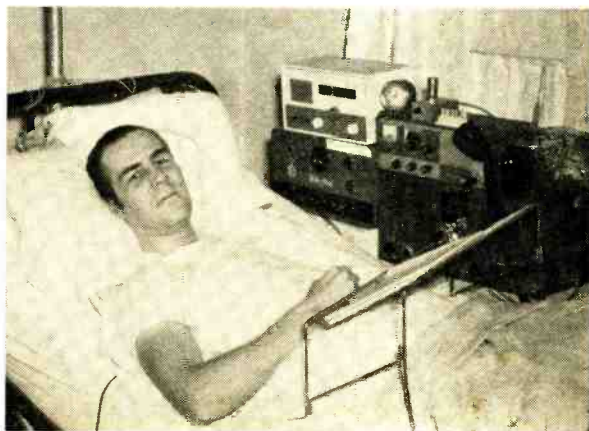
monitored the Alaskan stations for many hours, to be of service if needed, without making a single personal transmission. They contributed more to the success of the operation than the thoughtless hundreds who created so much needless interference by constantly breaking in with the question, "Do you have anything for...?"

Reciprocity Privileges. The bill sponsored by Arizona's Senator Barry Goldwater, K7UGA/K3UIG, to permit licensed amateurs of the United States and other countries to operate in each other's country on a reciprocal basis, was signed into law by President Lyndon B. Johnson on May 28 after previously being passed by the U.S. Senate and House of Representatives. It is understood that the State Department will announce the signing of the necessary agreements with different countries as rapidly as possible.

The new law has been hailed as a tremendous step towards improved interna-

Amateur Station of the Month

As the result of an automobile accident, Robert Isenock, KN3FJN, Forest Hill, Md., spent the last year encased in a three-quarter body cast. But time has whizzed by for him since he was introduced to ham radio. He worked 37 states in just two months, and has now passed his Conditional license exam. Bob receives a free one-year subscription for submitting the winning photo in our September contest. Starting this month, the Station of the Month contest will be open to all classes of amateurs. To enter, send in a picture of yourself at the controls of your station, along with some information about your equipment and operating achievements. Entries go to: Amateur Photo Contest, c/o Herb S. Brier, W9EGQ, Amateur Radio Editor, POPULAR ELECTRONICS, Box 678, Gary, Indiana.





After the amateur radio "bug" bit G. Suppan, Chicago, Ill., it took him just three months to go from a Novice to a General ticket. He is now WA9KTL.

tional understanding by prominent amateurs throughout the world.

Free License Renewal Reminder. The Foundation for Amateur Radio, Washington, D.C., is offering a unique license renewal reminder service to all amateurs. It works like this: You address a stamped postcard to yourself. At the top of the correspondence side of the card, when the card is turned horizontally, write the date (month and year only) that you want the card mailed back to you. Below the date, you can write any message you may wish to yourself, such as, "It is time to renew my license."

Then place the postcard in an envelope and mail it to Joan Machinchick, K3KBI, Lake Drive, Cape St. Clair, R.F.D., Annapolis, Md. 21401. When the month specified on the card rolls around, the card will be mailed back to you. The Foundation accepts no responsibility should the card

The Knight-Kit T-60 transmitter and Lafayette KT-320 receiver owned by Mike Cleary, WN0GYU, Boonville, Mo., have ticked off 29 states and Canada.



not be mailed for some reason, but it agrees to maintain the service as long as volunteers are available.

News for Certificate Hunters. The Montgomery County (Illinois) AREC, Inc. is sponsoring a new "Prairie State Mother-Daughter Award." You earn the award by working four mother-daughter ham teams in three states. Each member of a team need not be in the same state—but the three states must be included in the eight contacts. There is no time limit. To receive the certificate, send a list of the eight contacts, including dates, calls, band, and signal reports signed by an officer of your radio club or by two other licensed amateurs with \$1 to Mrs. Golde Hoover, K9AXS, 401 East Wood St., Hillsboro, Ill. (DX stations can qualify for this award with three teams—six contacts—in two states.)

C.L. Hardy, LU1DJU, QSL and Award Manager, Radio Club Argentino. Carlos Calvo 1420/24, Buenos Aires, Republica Argentina, reports that the Avenida Libertador, San Martin 1850 address published in several handbooks has been incorrect since 1956. As a result, many QSL cards and applications for awards sponsored by the Argentine radio club that were sent to the old address have been lost. Thanks to Carole, K9AMD, for this information.

CLASSIC HAM CIRCUITS

Many amateurs believe that the single-sideband (SSB) mode of phone transmission was discovered after World War II and that its advantages of minimum bandwidth and high talk power assured its immediate success. These ideas are far from the truth. Transoceanic radiotelephone transmitters started using SSB in the middle 1920's. And several amateurs were successfully transmitting SSB signals before 1930!

These early amateur experimenters with SSB were far ahead of their time. Few amateur receivers of that day were capable of receiving SSB signals, and, in addition, the SSB transmitters were quite complicated for the results obtained. As a result, amateur SSB went into limbo for over 15 years.

Complicated SSB Transmitters. Even after SSB was rediscovered in the late 1940's, the SSB transmitter circuits appearing in the amateur press seemed so complicated that many amateurs predicted freely that the system would never become popular. Part of these doubts were due to prejudice and objection to change. Nevertheless, the

(Continued on page 108)

Predicted Radio Receiving Conditions

How the short-wave bands will sound in September and October

By **STANLEY LEINWOLL**, Radio Propagation Editor

DURING the month of September, the autumnal equinox occurs. On this day (about September 23), the sun is directly overhead at the equator at local noon. As a result, both the northern and southern hemispheres get equal amounts of daylight and darkness. Because of this equalization, radio propagation conditions are at their best between the southern and northern halves of our globe during September and October.

This situation applies particularly to "antipodal" paths—where one end of a circuit is diametrically opposite to the other, such as a path between the East Coast of the United States and Australia. Over this circuit, the number of hours during which the entire path is either in complete darkness or complete daylight are at a maximum in the fall (and again in the spring when a similar equinox occurs).

Long-Path Circuits. Propagation graphs for two typical long-path circuits between the northern and southern hemispheres are shown in Figs. 1 and 2. Note the variation in maximum usable frequency—the highest frequency on which signals can be propagated between two locations for more than half the days of the month. Also shown on the graphs are the periods during which propagation conditions should be at their best because the entire path is all dark or entirely in sunlight.

From these curves it can be seen, for example, that on the East Coast of the United States reception from Australia and New Zealand will be best during the daylight

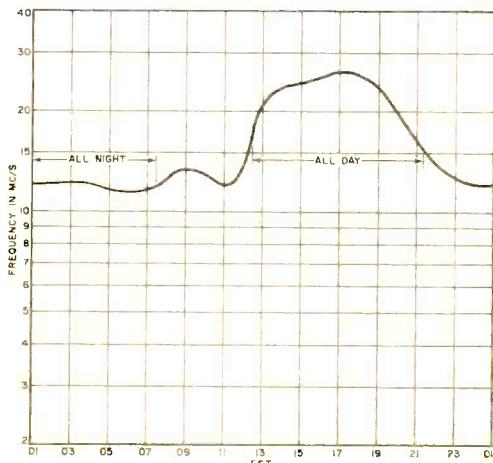
hours from about 1 p.m. EST until well into the evening. The best bands during these periods should be 15, 16, and 19 meters.

It might be pointed out that reception over any circuit depends on many factors other than propagation conditions—including transmitter power, antenna characteristics, and the bearing of the antenna. Your reception is bound to be better when the transmitting antenna is beamed toward your area, and the higher the transmitter power and antenna gain, the better will be your chances of receiving the broadcasting station.

Reception of Australia on the East Coast during all dark periods will be best in the 25- and 31-meter bands during the nighttime hours, until approximately breakfast time. Similarly, best reception of Central and South African stations on the West Coast should be on 15 and 17 megacycles from early morning to mid-afternoon, and again in the evening on 7 and 9 megacycles.

Fall Band Conditions. On September 6, major schedule changes will be made by most international broadcasting stations. These changes will be made in accordance with an agreement signed in Geneva in 1959, and the new schedules will continue until November 1. Of the larger broadcasters,

Fig. 1. Transmitters in New Zealand or Australia should be heard along the East Coast of North America in the 15-, 16-, and 19-meter bands during daylight (local) hours as the maximum usable frequency increases. There will be night openings on 25 and 31 meters.



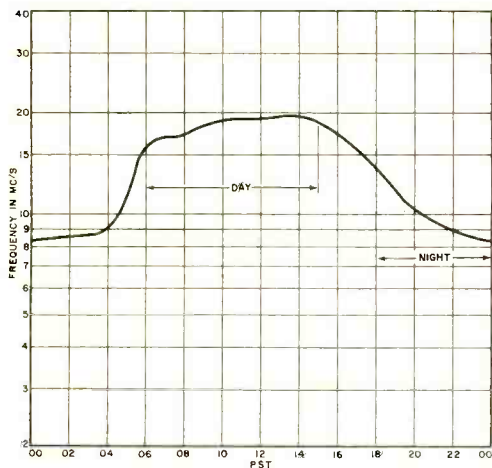


Fig. 2. This graph shows the maximum usable frequency between a transmitting station in Central or South Africa and an SWL receiving post on the West Coast of North America. See text for details.

only the U.S.S.R. does not conform to the Geneva Radio Regulations; major Soviet Union schedule changes will probably take place in mid-October.

11 Meters. This band will continue to be as dead during the fall as it was in the summer; during the minimum of the sunspot cycle the higher bands become less useful and the lower bands more important.

13 Meters. There was very limited use of this band by international broadcasters during the daylight hours in the summer, and as a result DX was also limited. There will be some DX in the fall, especially later in the season when the trend toward higher useful daytime frequencies begins. In addition, there should be some DX over circuits into the southern hemisphere, particularly from Africa and Australasia.

16 Meters. The DX on 16 meters will be better than in the 13-meter band. All major broadcasters have scheduled use of this band in the fall, and listening during the daylight hours should be fairly productive. Although there will be transatlantic and transpacific openings, the best signal paths will be from the southern hemisphere, from stations transmitting in Africa, South America, Australia, and southern Asia.

19 Meters. This will continue to be the best daytime DX band, with openings from some part of the world expected from around sunrise to sunset, and with activity dropping off after sunset until very little is heard.

25 Meters. The 25-meter band will not be very good for DX this fall. During the daylight hours signal propagation will generally be poor except for shorter distance

openings from the Caribbean area, Central America, and Canada. At night long-path signals will skip too great a distance, but some stations transmitting from the southern hemisphere will be heard.

Propagation conditions in the 25-meter broadcast band should be best during transition periods, i.e., when daylight is changing to darkness, or vice versa. This limits the usefulness of the band to the several hours around dawn and dusk, local time.

31 Meters. During the daylight hours, 31 meters will be useful only over short-distance paths, to ranges of 1200 to 1500 miles. Conditions will improve during the early evening hours, when this could be the best band for DX. Later at night, reception will drop off, particularly in October when the seasonal trend toward lower useful nighttime frequencies becomes apparent.

41 and 49 Meters. These will be the best DX bands from local sunset to local sunrise, but during the daylight hours they will be all but useless—with whatever reception there is generally being from transmitters located under 1000 miles away. Interference (QRM) levels during the nighttime hours will again be high, with more and more broadcasters using these bands.

60 and 90 Meters. Propagation conditions on 60 and 90 meters during the past summer have not been very good due to seasonally high noise and absorption. However, with the night hours lengthening and noise levels decreasing, DX should improve noticeably—particularly in October.

Standard Broadcast Band. After a relatively quiet summer, DX should now start improving in this band. With sunspot activity expected to be low once again this winter, another record-breaking DX period is in the offing. Propagation conditions should get better in September, particularly on nights during which noise levels are low. On nights when 90-meter signals are especially good, broadcast-band DX will probably be unusually good also.



Hi-Fi Lab Check

Dynakit Stereo 35 Power Amplifier

Manufactured by Dyna Company, 3916 Powelton Ave., Philadelphia 4, Pa.

Prices: \$59.95 (kit); \$79.95 (wired)

THE POPULARITY of the Dynakit line of hi-fi units is largely due to the fact that they achieve maximum performance with the least number of components. This design philosophy has reached its zenith in the Dynakit Stereo 35 power amplifier. The circuit is so simple that you cannot help but wonder—why doesn't every hi-fi manufacturer build equipment this way?

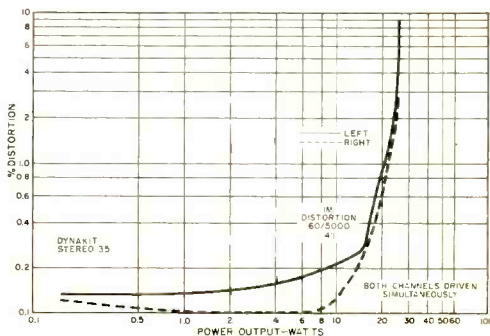

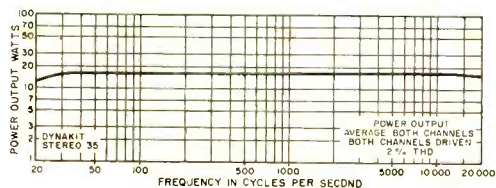
Wiring the Stereo 35 took an astonishingly short time—two hours—including unpacking and plugging the amplifier in for testing. Partially prepared printed-circuit boards that require only interconnecting wiring to the transformers and tubes save a great deal of time. They also insure that the component layout is optimum, eliminating possible feedback or high-frequency loss problems.

As shown on the graph below, power output per channel was better than 17.5 watts over most of the useful audio spectrum. The 20-cycle output (at 2% total harmonic distortion) was a respectable 13.4 watts. Driving only one channel, the output increases to 20.5-21 watts at 1000 cycles and 2% THD. Intermodulation distortion is remarkably low considering the physical size of this power amplifier—it was measured at less than 0.3% up to an output of 16 watts.

Apart from measurements, the Stereo 35 is clean-sounding and hum-free. It has good square-wave response, free from ringing and overshoot, and is absolutely stable with capacitive rather than resistive output loads.


-30-

Power output of the Stereo 35 was measured at 17.5 watts with very slight roll-off below 30 and above 15,000 cycles. This is surprising performance considering the small size of the power amplifier.



Intermodulation distortion as measured by the Hirsch-Houck Laboratories was below 0.5% for all output levels up to 17-18 watts output per channel.

Each channel of the Dynakit amplifier consists of three tubes: driver/phase inverter and push-pull output. The printed-circuit components are pre-mounted and soldered in place by the manufacturer.



A Carl and Jerry Adventure in Electronics

A Jarring Incident



ON a warm September afternoon Carl and Jerry were helping Bill Vardon tie down his Cessna plane at the small municipal airport. Bill, a schoolmate at Parvoo University, had just flown in from Texas to spend a few days with his two friends before going on to the World's Fair in New York. As they finished the job, Police Chief Morton and a stranger came toward them from the airport parking lot.

"Your folks said I'd find you here," the chief greeted Carl and Jerry. "I'd like you to meet Mr. Ringle, an insurance company investigator."

When Carl introduced Bill, the chief shook his hand, and said: "I don't want to interfere with your visit, but I always turn to Carl and Jerry when I'm stumped. In the past they've come up

with some pretty outlandish electronic gadgets to solve my problems, and I'm hoping they can do the same for Mr. Ringle. Do you mind if we tell them about his problem?"

"Gosh no!" Bill replied. "The Wireless Boys here also have a pretty wild reputation at old Parvoo in the problem-solving department, and nothing would please me more than to see them at work."

"Good," Mr. Ringle said as all four squatted down in the shade of a wing. "I'll try to be as brief as possible. I have reason to believe that a family named Monk may have victimized insurance companies three times in the past and are getting ready to try it a fourth time right here in your town. This is the way they work their racket: A member

of the family, who is heavily insured against injury while riding in an automobile, is involved in a one-car crash with no witnesses. In addition to some small scratches, the insured claims to have an injured back, a nerve irritation, or some other injury that is practically impossible to prove or disprove medically.

"Mr. Monk had two such 'accidents' and collected substantial sums both times. No company would insure him after that, but then his wife met with a similar accident and collected. Since that time I've had those two and their grown son under constant surveillance, and I followed them here from out west. They're staying at a motel near town, and every day they go for long drives along back roads. They have a CB radio in their car, and the son has a handheld transceiver. Sometimes they drop him off and drive around talking back to him from the car. We've monitored the conversations and they're innocent enough, but we think they're looking for a place to have another accident. They're probably testing the radio so they can give the son warning if the cops show up while he's faking his little catastrophe."

"The boy is covered by a large insurance policy, and yesterday he bought a used car," Chief Morton interrupted. "Since he already has a new sports car back home, that looks mighty suspicious. At our request, the car dealer is stalling on delivery for a couple of days to give us time to work out some plan."

"If the Monks stick to the MO that has worked so well for them in the past," Mr. Ringle continued, "this is probably what will happen: Late at night the boy will drive to a selected spot on a lonely road that parallels a ravine, canyon, quarry, or similar drop-off. He'll get out of the car, block the accelerator down, and jerk the shift lever into *Drive*. The car will hurtle over the edge of the bluff and be smashed down below. The boy will then work his way down to the car, remove the accelerator block, examine the dam-

age, and make up a story to fit—the steering mechanism failed, or the headlights went out, or the brakes locked. The damage will be such that his story can't be disproved. Finally, he'll tear and soil his clothing, inflict some small scratches on his body, then climb back to the road and wait to be discovered 'nearly unconscious.' His parents will have been watching from a strategic point to guard against anyone's discovering the wreck before it's ready to be discovered."

"We can't risk trying to keep a constant tail on the boy—not with his parents guarding his trail," the chief said. "What we need is something that will give an alarm the instant he wrecks the car and keep on signaling its location. Then, with a little luck, we should be able to reach the spot before the boy has finished setting the scene. Any ideas?"

Carl and Jerry registered deep thought, but no inspiration came.

"I may have an idea," Bill offered. "Last fall the Federal Aviation Agency conducted tests in California and Utah to determine the feasibility of crashlocator beacons for civil aircraft. I was interested, and George Moore, Director of Flights Standards Service, and James Rudolph, Chief of Operations Division of FSS, sent me reports on the tests.

"The beacons tested were rugged, low-power transmitters designed to break loose from a plane during a crash or to be released by the pilot just before a crash. The transmitter turned on automatically at separation. It was decided that the transmitter should be crystal-controlled on 121.5 mc., a frequency received by all FAA search equipment, and that it should put out a minimum of a quarter of a watt and be seventy to ninety per cent modulated by an audio note sweeping between 2000 and 2300 cycles two or three times a second."


"How far can a search plane hear such a signal?" Jerry asked.

"It depends on the altitude and head-


(Continued on page 98)

Choose Your Tailor-Made Course in N.T.S. "PROJECT METHOD" ELECTRONICS


Now! N.T.S. — one of America's oldest leading home-study and resident technical schools—offers you **GREATER CAREER OPPORTUNITIES IN ELECTRONICS.**




You can install and maintain electronic circuitry in missiles and rockets . . . specialize in microwaves, radar, and sonar.



You can succeed in TV-Radio Communications . . . prepare for F.C.C. License, service advanced satellites for industry and defense.



You can service and repair the electronic "brains" of industry — computers, data processing and other automation equipment.



You can become a highly-paid TV-Radio Technician, an electronics field engineer, or succeed in your own sales and service business.

CHOOSE YOUR FIELD—INSURE YOUR FUTURE!

1 ELECTRONICS-TV-RADIO SERVICING AND COMMUNICATIONS

A basic course thoroughly covering fundamentals of electronics, radio, TV servicing and communications.

2 MASTER COURSE IN ELECTRONICS-TV-RADIO, ADVANCED TV AND INDUSTRIAL ELECTRONICS

Qualifies you as a Master Electronics Technician — the Man in Demand.

3 FCC LICENSE COURSE

Preparation for this government license essential for many interesting jobs in radar, radio, television, communications, guided missiles, many others. Upon completion of this course, if you do not pass the FCC exam, your tuition will be refunded in full.

4 RADIO SERVICING (AM-FM-TRANSISTORS)

Train for radio sales and service with dealer or distributor.

5 TELEVISION SERVICING (INCLUDING COLOR)

Covers installation, adjustment, repair and servicing of black and white and color television . . . prepares you for your own sales and service business.

6 STEREO, HI-FI AND SOUND SYSTEMS

A growing field. Prepares you to build, install and service modern sound equipment for home or industry.

7 BASIC ELECTRONICS

Gives you the fundamentals you must know to build on for a future Electronics career. Also offers an excellent background for Salesmen, Purchasing Agents, and others in Electronics.

8 ELECTRONICS MATH

Simple, easy-to-follow instructions in the specialized math you need in many electronics jobs.

INDUSTRY WELCOMES N.T.S. STUDENTS AND GRADUATES

N.T.S. HOME TRAINING: QUICK, PRACTICAL WAY TO HIGHER PAY, LIFELONG BENEFITS

N.T.S. "Project Method" Courses can help you get a new and better job — or move up to higher pay in your present one.



N.T.S. "Project Method" home training lessons are shop-tested in the Resident School in Los Angeles. You work on practical job projects, learn to use shop manuals and schematics. Your N.T.S. training is individual. You proceed at your own pace. The Schools' practical methods plus more than 60 years of experience have helped thousands of students all over the world to successful careers.

Most courses include Equipment Kits. There are no Kit Deposits. Everything included in your low tuition.



HIGH SCHOOL AT HOME

Learn easily. New modern method. National also offers accredited high school programs for men and women. Take only subjects you need. Study at your own pace. Latest approved textbooks — yours to keep — everything included at one low tuition. Check High School box in coupon for information.



BENEFIT NOW AND ALL YOUR LIFE WITH N.T.S. HOME TRAINING

The personal guidance you receive during your training can be very helpful to your progress. Many N.T.S. students are able to earn more money within a few months. You can pick and choose your career. Work in industry or go into business for yourself.

Your services will always be in demand wherever you go — and you can pick your spot!

N.T.S. Graduate Advisory Service can help you answer technical questions in establishing your own business and in countless other ways after you've completed your training.

MAIL REPLY CARD

OR COUPON FOR
FREE BOOK AND
SAMPLE LESSON

In Field of Your Choice

You Enroll by Mail — and Save Money.
No Salesmen: This means lower tuition for you.
Accredited Member N.H.S.C.



CLASSROOM TRAINING AT LOS ANGELES

If you wish to take your Electronics-TV-Radio training in our famous Resident School in Los Angeles — the oldest and largest School of its kind in the world — write for special Resident School catalog and information, or check coupon.

NATIONAL TECHNICAL SCHOOLS
WORLD WIDE TRAINING SINCE 1905
4000 S. Figueroa St., Los Angeles, Calif 90037

NATIONAL TECHNICAL SCHOOLS

4000 S. Figueroa St., Los Angeles, California 90037

Please Rush FREE Electronics "Opportunity Book" and actual sample lesson on course checked below:

- Electronics-TV-Radio Servicing and Communications
- Master Course in Electronics-TV-Radio
Advanced TV and Industrial Electronics
- FCC License Course
- Radio Servicing (AM-FM-Transistors)
- Television Servicing (Including Color)
- Stereo, Hi-Fi and Sound Systems
- Basic Electronics Electronics Math

Dept.
R2G-94


Name _____ Age _____

Address _____

City _____ State _____ Zip _____

Check here if interested ONLY in Classroom Training at L.A.

Check here for High School Department Catalog only.



On the Citizens Band

with **MATT P. SPINELLO**, KHC2060, CB Editor

WHEN news of the devastating Alaskan earthquake that occurred last spring filtered through to the state of Washington, many families there feared for the safety of friends and relatives who lived or worked within the disaster areas. The family of Glen Stevenson, KFI1575, of Marysville, Washington, felt immediate concern. Glen's

father-in-law, Clarence Olson, had been operating a crab cannery in the Cordova area, a stretch that appeared to have been hit by the center of the quake.

A CB'ER TAKES PART IN ALASKAN OPERATION

Glen first placed a call to the Civil Defense authorities. He was informed that the quake had crippled radio communications to Alaska; there was no information available for the moment. He then tried the Red Cross people, but found that they were already jammed up with so many calls that it would be a week or two before they could get any information to him. When he attempted to call his father-in-law by telephone, Glen was told that all phone lines to Cordova were down.

Then the Stevensons learned that ham operators were making contact with Alaska. Glen fired up his Olson "Spotter" CB trans-

ceiver and called a nearby amateur who was also a licensed CB'er. His request to the ham to try to reach his father-in-law through amateur frequencies was granted. Fortunately, the ham was able to contact Mr. Olson, who was himself trying to get through to Washington with his own amateur rig to let his daughter and son-in-law know that he was all right—although he had lost his Alaskan crab cannery.

As soon as word got out in the Marysville area that the Stevensons had made contact with Alaska, other people who had friends or relatives in the quake area began calling Glen and asking if he could get some word through for them. What followed took up the greater part of a 48-hour communications vigilance on the part of Glen Stevenson, his CB/amateur friend, and those amateurs in the quake area able to keep their gear fired up despite the damaging blow of the quake and the threat of tidal waves.

According to Glen, CB'ers as far away as Tacoma, Washington (60 miles from his base), asked for reports on people located within or near the quake area. Glen kept relaying the requests to the amateur, who received them on 11 meters and then attempted to plant the information in the laps of Alaskan hams who might be able to report on the people in question.

For two solid days after the Alaskan earthquake erupted, Glen Stevenson, KFI1575, and a fellow CB'er/amateur handled requests from people in the Marysville, Wash., area to try and locate friends and relatives in the quake area through amateur radio.



Photo courtesy of Marysville Globe

A most welcome assist was given to your OTCB Editor (far right) by CB'er Bob Reynolds, KHD0999, (center). Bob's car antenna appears to be growing out of the head of Dick Dresser, who made a different kind of assist—with wrench on rear tire.

Photo by Dick Rapp



As far as Glen Stevenson, KFI1575, is concerned, his CB'ing facility was definitely put to the test during those 48 hours when it was most needed. "Our CB transceiver came through with flying colors," claims Glen, "not only bringing welcome news to us but many others as well!"

OTCB Editor Gets Aid! Receiving written reports of emergencies handled by CB'ers each month, and placing them on these pages to inform our readers of these noble assists, is one thing. To actually put Citizens Band radio to use in a request for help—and then have assistance arrive on the spot in less than five minutes—is something else.

It happened to your CB Editor last May, somewhere on the John F. Kennedy expressway in Illinois. At exactly 70 m.p.h. (expressway limit), our left rear tire decided to blow. We peeled a bit of rubber for about half a mile, did a "twist-type" dance with the back half of our station wagon for an additional quarter-mile, and finally came to a halt, safely.

We then found that while we were equipped with a beautiful spare tire, we had only two-thirds of a three-part bumper jack—the base portion and the wrench. It was immediately decided that three of us (even combined) did not quite match up to the Samson-type qualities needed to hoist our vehicle off the ground and hold it there while a fourth person (which we did not have) made the tire change.

We placed just one call for help via CB radio, and received an immediate reply. Mobile unit KHD0999 was five miles behind us in a similar '63 model vehicle, carrying, of all things, all three portions of a three-part bumper jack! If it weren't for CB radio, we might still be there, waving helplessly at passing vehicles.

CB'ers Trounced. Although no CB equipment was involved, the members of the Keystone 11 Meter League, Royersford, Pa., volunteered assistance in a most unusual manner last winter. They competed on even terms with a group of professional

1964 OTCB JAMBOREE CALENDAR

Planning a jamboree, get-together, banquet or picnic? Send the details to: 1964 OTCB Jamboree Calendar, POPULAR ELECTRONICS, One Park Avenue, New York, N. Y. 10016. For more information on the jamborees below, contact the clubs or club representatives listed.

Dalton, Ga. September 4-7
Location: Abertson Midget Lakes. Sponsor: North Georgia CB Radio Club, Inc.

Crisfield, Md. September 5-7
Event: Labor Day Week End Jamboree held in conjunction with Crisfield Hard Crab Derby. Location: Crisfield Derby Grounds. Sponsor: Chesapeake Citizens Band Radio Club. Contact: Mrs. Ruth Brown, Club Secretary, Manokin, Md.

Riverside, Calif. September 6-7
Location: Fairmont Park. Sponsor: 11-4 CB Club & Nationwide CB News. Contact: CB Jamboree, Box 8036, La Sierra, Calif.

Lynwood, Calif. September 11-13
Event: Second Annual Home Show & Radio Communications Jamboree. Location: Bateman Hall, Lynwood Community Center. Sponsor: Southern California Radio Assistance Unit. Contact: Jim Servi, Box 127, La Mirada, Calif.

Ontario, Canada September 11-13
Event: National General Radio Service Club Convention. Location: Hotel London. Sponsor: South Western General Radio Assn. Contact: Gerald Inch, President, 35 White St., St. Thomas, Ontario.

Meadville, Pa. September 12-13
Event: CB Roundup & Barbecue. Location: Crawford County Fairgrounds. Sponsor: Citizens Radio Association of Crawford County. Contact: Chas. A. Boyd, Box 356, Meadville.

Pittsburgh, Pa. September 13
Event: Picnic. Location: White Swan Park. Sponsor: Five-Eleven CB Radio Club, 868 Glass Run Rd.

Fort Wayne, Ind. September 20
Event: Fall Roundup. Location: Allen County Memorial Coliseum. Sponsor: Maumee Valley Citizens Band Radio Association. Contact: Mort Knott, 2505 E. State St., Fort Wayne, Ind.

Crescent, N. Y. September 27
Event: Tri-Club Chicken Barbecue Jamboree. Location: Halfmoon Beach. Sponsors: Troy Area CB Club, Schenectady Electric City CB'ers, Saratoga Spa Ten-Fourers. Contact: Stephen Stracher, Box 299, Lans. Station, Troy, N. Y.

blind bowlers—all the Keystone participants were blindfolded.

The Keystone CB'ers learned beforehand that the blind bowlers guided themselves by means of a special handrail. So the CB'ing group constructed a practice rail of their own, a week in advance, confident that this was all they needed to match the pros. The results were rewarding—until the real thing came along! The blind bowlers went so far as to allow the Keystone team to remove their blindfolds for the last game, with the CB'ers spotting them 100 pins. To no avail! Final tallies brought the Lancaster County Blind Bowlers out on top.

Jack Hartman, the Keystone CB'er who told us about the match, seems to have drawn the honors for the biggest boo-boo pulled during the practice session. Jack couldn't understand why his first ball never returned. It seems that (blindfolded) Jack had tossed the ball down the walkway near the wall; it continued out the back door of the bowling alley and wound up in a snow bank!

Club Chatter. Thea Bernard, editor of the *4W24 CB Club News*, forwarded the accompanying photo of past and present club officers taken at the club's annual installation dinner/dance held last April. Left to right are: George Bernard, vice president



1963-64; Bob Huttenlock, president 1963-65; Dick Corbett, president 1962-63; Sid Butterfield, president 1961-62; Curtis Plummer, executive director of the Federal Communications Commission; Jim Barr, special services administrator; and Henry Nebel, president 1960-61.

Founded in 1960, the 4W24 club takes in the areas of Maryland, Virginia, and the District of Columbia. According to Thea, when the club was organized the only calls assigned to the area were 4W and 24W. Despite the fact that some day soon there may only be KKI and KLV type calls in that area, the club members hope to keep the original "4W24" in their title—for sentimental reasons.

The Goodfellows Citizens Band Radio Club, of Northlake, Ill., was organized less than a year ago, and plans to release the first issue of the club newspaper shortly.

As shown in the accompanying photo, present officers include: (front row) Ron Henselman, KHC8161, junior representative; Myrna Christenson, KHD9255, secretary;



Marty Mendelson, KHA5672, president; (back row) Vi Henselman, KHC8161, women's representative; Bob Christenson, KHD-9255, social secretary; Chester Neal, KHD-5629, sergeant-at-arms; and Norm Worthem, KHC9857, treasurer. Vice president Howie Lippit, KHB2160, was not around when the photo was taken.

In Durant, Mississippi, the Holmes County CB Club has a membership of about 50. Shown in the photo are the current officers and a few members at a recent bash. Front row, left to right: Mrs. Ernest Saxton, treasurer; Ernest Saxton, vice president; Newton Fox, president; and Jimmy James, secretary. Second row: Patty Houston, Hubert



Moss, Buddy Hathcock, Frank Hudgins, and Hilda Fox. Third row: Murry Cain, Walter Perry, James Engle, and Sonny Harcrow.

State Badges. Planning on attending one, or several, of the events mentioned in the OTCB Jamboree Calendar? You may be interested in the latest identification "rage" being distributed by K9TVA Enterprises: badges shaped like states. You can get one shaped like your state, and engraved with your name, call letters, and location—so

there will be no question as to where you hail from.

The new State Badges are available in several sizes, with your choice of backs: pin with safety catch, clutch pin, or an adhesive backing. Drop a line to K9TVA Enterprises, 6429 North Glenwood Ave., Dept. P84, Chicago 26, Ill., and ask for information on the State Badges and a copy of their latest brochure.

CB Club Roster. The following new clubs have been added to the 1964 OTCB Club Roster:

● Penova Citizens Band Radio Club, Box 606, East Liverpool, Ohio 43920. Officers: Brooks Mayfield, KHI3070, president; Floyd Saltsman, 19Q5013, vice president; Ruth Mayfield, KHI3070, treasurer; Ellen Saltsman, 19Q5013, secretary; Bob Kincaid, KHJ8783, activity manager; Virginia Craig, KHI7554, publicity. Club paper: *The Chatter Box*, handled by Dick and Elaine Green, KHJ0769. Membership: 100.

● Citizens Radio Association of Rockland, Inc., Box 295, Nanuet, N. Y. 10954. Officers (for 1963-64): Robert Knight, 2A4802, president; Gerald Steinberg, 2W5714, vice president; Fred Schley, KBI1888, secretary; Lee D'Agostino, KBI0425, treasurer. Membership: 18. Organized in 1959, this club has

just converted a milk truck into a mobile communications van containing complete CB facilities: mobile and base-type antennas; police, fire, and civil defense equipment; and first aid gear.

● Greater Baton Rouge Citizens Communications Association, 510 Bluebell St., Port Allen, La. Officers: Wm. E. Boucher, KKR0281, president; Lee Wilson, 8Q1520, vice president; Wm. Johnson, KEB1338, secretary; and Fred Dawson, KEA1372, treasurer. Membership: 75.

● Other new clubs are: Citizens Band Radio Relay League, Inc., Staten Island Chapter, 694 Henderson Ave., Staten Island, N. Y.; Citizens Band Service Club of Western Pennsylvania, Box 260A, Washington, Pa.; 11-Meter Emergency Service of Ohio, I.A.A.P., Chapter 162, Mansfield, Ohio; Crossroads CB Club, 2965 E. Maple Rd., Clare, Mich.; The Little Rhody CB'ers Club, 96 Sterling Ave., Providence, R. I.; and the Houston CB Club, Houston, Texas.

If you haven't sent us the lowdown on that successful jamboree your club had, do it now; and don't forget to include pictures. Address mail to: Matt P. Spinello, KHC2060, POPULAR ELECTRONICS, One Park Avenue, New York, N. Y. 10016.

I'll CB'ing you.

—Matt, KHC2060

YOUR NEW COPY IS WAITING



FREE! For fun and pride in assembly, for long years of pleasure and performance, for new adventures in creative electronics mail the coupon below and get Conar's brand new catalog of quality do-it-yourself and assembled kits and equipment. Read about items from TV set kits to transistor radios . . . from VTVM's to scopes . . . from tube testers to tools. And every item in the Conar catalog is backed by a no-nonsense, no-loopholes, money-back guarantee! See for yourself why Conar, a division of National Radio Institute, is about the fastest growing entry in the quality kit and equipment business.

CONAR

MAIL THIS COUPON NOW

CONAR

JA4CA

3939 Wisconsin Ave., Washington 16, D.C.

Please send me your new catalog.

Name _____

Address _____

City _____ State _____ Z-Code _____

CIRCLE NO. 7 ON READER SERVICE PAGE

**PROFESSIONAL APPLIANCE SERVICING
MEANS EXTRA INCOME FOR RADIO-TV
REPAIRMEN. It's Fast - Easy to Learn**

Appliance servicing is a natural side-line for Radio-TV Repairmen. There are probably hundreds of broken appliances in your neighborhood that can mean extra profits for you.

Now NRI offers a new, fast, easy course in Professional Appliance Servicing at a surprisingly low tuition rate. It includes appliance test equipment and covers—

- Small and Large Home Appliances
- Farm and Commercial Equipment
- Small Gasoline Engines

There's a special course arrangement to prepare you for air conditioning and refrigeration.

Send for **FREE** book describing opportunities and details of training—plus a sample lesson. No obligation and no salesman will call.

If you are in business for yourself, course costs can be tax deductible.



Appliance Division, Dept. 501-094
National Radio Institute, Washington, D.C. 20016

Please send Free Book on Professional Appliance Servicing and Sample Lesson.

Name _____

Address _____

City _____ Zone _____ State _____

Accredited Member National Home Study Council

NEW from hallicrafters...
SX-122 general coverage/communications
RECEIVER



THE RADIO MAN'S RADIO!

- Professional-type communications design.
- Dual conversion on all bands.
- Continuous coverage, standard broadcast through 34 Mc.
- Electrical bandspread, calibrated for amateur bands.
- Superior stability and sensitivity.
- Antenna trimmer.
- Three steps of selectivity.

Learn all about the amazing world of short wave! Send for 64-page illustrated miniature book, "Guide to Short Wave Listening." Just 35c. Write Dept. 4.



hallicrafters

5th & Kostner Aves., Chicago, Ill. 60624

CIRCLE NO. 15 ON READER SERVICE PAGE

The Fabulous Fuel Cell

(Continued from page 50)

produced other than a small amount due to electrochemical inefficiencies. The fuel cell thus becomes the world's most perfect generator of electricity. With no moving parts and no energy-wasting boiler-turbine combinations which convert fuel by burning it, the fuel cell strips electrons from the fuel and sends them into an external circuit to do useful work!

Waste Products. Referring back to the fuel cell drawing, the stripped atoms of fuel, now positive ions, migrate back through the electrolyte to the cathode where they combine with the oxidant to produce water, a "waste" product which, incidentally, may prove very useful. Depending on the fuel used, a waste product is also produced on the anode side of the fuel cell; in the case of hydrocarbons, this is carbon dioxide as in a gasoline engine. Unlike a gasoline engine, however, which may have at most a conversion efficiency of 30 to 40 per cent, the fuel cell has efficiencies of 50 to 60 per cent at present, and theoretical levels up to 98 per cent.

Another big fuel cell advantage is that air can be used as the oxidizing gas. This completely eliminates the need for a separate oxygen supply for cells operating anywhere on the earth's surface. Of course, cells lofted into outer space must carry their oxygen. The one disadvantage of using air is the lower productivity that results. When a cell is pressurized, the available yield in amperes per square foot of electrode goes up. As the device operates, its temperature also goes up (due to the inefficiencies mentioned earlier) which further raises the yield.

While fuel cells using inexpensive hydrocarbon fuel (i.e., anything from natural gas to gasoline to diesel fuel) hold the most promise for future down-to-earth commercial applications, there is still a great deal of developmental work ahead. One of the major obstacles is the high cost of the platinum alloy electrode material which seems to hold the key to making these inexpensive


fuels react to produce electricity in a fuel cell.

High-Temperature Cells. Raising the operating temperature raises the cell's output, but with one bad side effect—it causes corrosive action at the electrodes, a condition that can ruin the cell after a relatively short time. But the advantages of elevated temperatures can be retained by the use of a solid electrolyte designed to withstand them. One such material in use is lime-stabilized zirconia.

In a cell of this type, a fuel such as methane (natural gas) is fed to one side of the cell where it forms carbon on the electrolyte surface. The carbon becomes both the anode and the fuel. The operating temperature of this cell is normally about 1800° F (about 985° C). This temperature is above the melting point of silver and it is molten silver which forms the base for the negative electrode. Oxygen is diffused into the silver, and the high operating temperature is maintained simply by burning off gases within the cell. High-temperature cells in this category have produced current densities up to 150 amperes per square foot of electrode area. Nominal voltage for such a cell is 0.7 volt, making the single-cell power output a little over 100 watts per square foot of electrode.

A further development that is still being evaluated is known as the "Redox" (reduction and oxidation) cell. This device involves a two-step process in which an intermediate gas-liquid reaction occurs in the electrolyte itself. The Redox cell, although it isn't as efficient as the more conventional types, has lower internal resistance losses which more than offset the lower efficiency level. It is still largely experimental, however.

Fuel Cells in Outer Space. The state of the art has advanced sufficiently in certain cell types to make it possible to use fuel cells in space vehicles. Several experimental devices have been lofted into outer space as part of a testing and evaluation program. The units tested have shown virtually no effects from prolonged periods of weightlessness and high-gravity acceleration and deceleration. Cells recovered from space probes have continued to function



TRAIN WITH PHILCO

Home Study Courses

Study at home in your spare time and at your own pace. Choose from these courses:

1. **Digital Computer Fundamentals.** An up-to-date introduction to the logical construction of a computer, its design, operation and application.
2. **Programming for Digital Computers.** An introduction to the basic concepts and techniques of programming. Topics include number systems, flow charting, coding, debugging and program systems for the future.
3. **Transistor Principles and Practice.** A comprehensive course for experienced electronics technicians and engineers. Experiments verify theory and design. Pulse and special circuits are included.

MAIL COUPON FOR FREE INFORMATION

PHILCO

A SUBSIDIARY OF *Ford Motor Company*

PHILCO TECHNOLOGICAL CENTER
C & Ontario Sts.,
Philadelphia, Pa. 19134

Please send information on the home study courses I have checked below.

Digital Computer Fundamentals, Programming for Digital Computers, Transistor Principles & Practices.

Name _____ Age _____

Occupation _____

Address _____

City _____ State _____ Zip _____



POPULAR SEPTEMBER 1964
ELECTRONICS



Send
**POPULAR
ELECTRONICS**
Every
Month

NAME.....
ADDRESS.....
CITY..... ZONE..... STATE.....

3 years for \$10
Check one: 2 years for \$7
 1 year for \$4

In the U. S., and possessions.

Payment Enclosed Bill Me

Foreign rates: Canada and Pan American Union countries, add .50 per year; all other foreign countries, add \$1 per year.

New Renewal

Mail to: **POPULAR ELECTRONICS**

Dept. 1-2266, 434 S. Wabash Ave., Chicago, Ill. 60605

CORNELL

TUBES
1 YR. GUARANTEED

Mutual Conductance Lab tested, individually boxed. Branded and Code dated.

33¢
PER TUBE

100 TUBES OR MORE:
30¢ PER TUBE

0Z4	6AT8	6CG7	6SA7	7A8	12BH7
1B3	6AU4	6CG8	6SC7	7B6	12BI6
1J3 JK3	6AU5	6CM7	6SH7	7B7	12BY7
1H5	6AU6	6CZ5	6SJ7	7B8	12C5
1L4	6AV6	6D6	6SK7	7C5	12CA5
1T4	6AW8				12SN7
1U4	6AX4				35W4
1X2	6BA6				12SQ7
3CB6	6BC5				25L6
5U4	6BD6				25Z6
5V4	6BG6				35W4
5Y3	6BH6				35Z5
6A6	6BJ6				50L6
6A8	6BL7	6DA4	6SL7	7N7	35Z3
6AB4	6BN4	6EM5	6SR7	12AE6	24
6AC7	6BN6	6F6	6U7	12AF6	41
6AG5	6BQ6	6HG	6UB	12AT7	45
6AK5	6C4	6J6	6W4	12AU7	47
6AL5	6C6	6K6	6W6	12BA6	75
6AN8	6CB6	6K7	6X4	12BD6	78
6AQ5	6CD6	6O7	6X5	12BE6	84 6Z4
6AT6	6CF6	654	7A7	12BF6	

If not shipped in 24 hrs
**YOUR ORDER
FREE!**

Other tubes at low prices. send for free list
NO SUBSTITUTIONS WITHOUT YOUR PERMISSION

• Self-Service Console Tube Tester... 34.95
21 INCH PICTURE TUBES 13.95
1 Yr. Guar. • Aluminized • F.O.B. San Diego
Pay Dud Deposit COD or Send Dud with Order

5-DAY MONEY BACK OFFER!

TERMS: Add 3¢ per tube shipping. Orders under \$5.00 add 3¢ per tube shipping plus 50¢ handling. Canadian orders add approximate postage. Send 25% deposit on C.O.D. orders. No C.O.D. orders under \$5.00 or to Canada. No 24 hour free offer on personal check orders.

Special!
With every \$10 Order

25¢
per tube

(No Limit) from this list

6AG5 6SN7
6AU6 6J6 6V6
6AQ5 6K6 6W4

CORNELL
Dept. P-9

ELECTRONICS CO.
4217 University Ave., San Diego, Calif. 921 0 5

normally in laboratory life tests, still operating at optimum efficiency.

In fact, the space testing has been so successful that G.E. is now building fuel-cell modules for use in the Gemini space program at the rate of one complete system every two weeks. The first systems have been delivered, and one is scheduled for launching later this year—perhaps even as you read this—as part of the equipment of the unmanned Gemini Number Two space vehicle.

The Gemini system is made up of twin canisters two feet long and a foot in diameter, each containing 100 individual solid-electrolyte (the electrolyte portion of each cell is known as an “ion-exchange membrane”) fuel cells. The system is highly reliable, has a high power output (up to two kw.), and is much lighter in weight (145 pounds not counting fuel) than any other comparable power source.

By way of comparison, a typical fuel cell system designed to provide outputs of 500 watts to two kilowatts for 10,000 hours reliability weighs (including fuel) between 400 and 500 pounds. Solar cells and battery systems with comparable outputs and reliability would weigh in the neighborhood of 700 pounds. And solar cells have a further disadvantage. Because they must be mounted externally on the space vehicle, they are especially susceptible to damage by radiation and minor meteor collisions.

The twin cylinders installed in Gemini Two each contain three fuel-cell stacks which can be operated separately depending on power supply requirements. The fuels are stored at temperatures near absolute zero, and waste heat generated within the cell is carried off by a circulating cooling system. Another aspect of the fuel cell is its by-product: potable water. In Gemini, the water will be made available for consumption by the astronauts who man future vehicles, thereby reducing the payload.

Military Applications. Compared with conventional power sources in size, weight, and maintenance required, the fuel cell offers some enormous advantages. In a typical military field application, such as providing power for a front-line communications outpost, the fuel cell is expected to surpass such power sources as primary batteries, sec-

ondary batteries including nicads and wet-cell storage types, and the frequently used gasoline-driven motor-generator.

The primary batteries have to be replaced frequently, especially if they must deliver sustained current outputs for radio transmission.

Secondary batteries must be recharged. This means using a noisy (and therefore frequently undesirable) motor generator set or replacing the batteries at regular intervals with recharged units brought up from the rear. The motor generator itself may be too cumbersome to bring up to some positions, its noise of operation can attract the enemy's attention, and it must be constantly pampered, fueled and maintained.

The fuel cell is completely quiet in operation. It can deliver sustained high current for indefinite periods of time, and it is fueled with easily transported gases or liquids. In fact, the total weight of a fuel cell system along with enough fuel to run it for several weeks may be less than the weight of a comparable set of storage batteries that require constant recharging.

And powerful they are. On the basis of present-day technology, fuel cells will soon be able to deliver about a kilowatt for every 15 to 20 pounds of weight! Yet another advantage of fuel cells as compared to gasoline engines, for example, is that fuel cell efficiency increases with partial loads, and under no-load conditions, no fuel is consumed at all. This no-load no-consumption feature separates the fuel cell from both engines and conventional electro-chemical batteries. Any engine uses fuel when it is idling.

Future Uses. Earthbound applications for fuel cells in the near future include providing power for electric switching locomotives; experts believe that such an all-electric system will be far more efficient and easier to control than the conventional diesel-electrics in common use today. Powering midget submarines is another potential application, although the subs will have to carry a canned oxygen supply for extended periods of deep under-surface travel; a snorkel will provide air for shallow operation.

One of the most intriguing possible uses is in the electric automobile. Several years ago, a major manufacturer of solar cells exhumed a museum-piece electric car and covered its roof with solar cells as a publicity stunt. The car ran beautifully as long as the sun was shining. What was possible with primitive turn-of-the-century batteries and today's solar cells will certainly be feasible with fuel cells. If the car's cells use methane, the car can be refueled simply by having the local power company run a pipe for natural gas into the garage. Refueling on the road will be done the same way, via natural gas outlets in filling stations. And it'll be a lot cheaper than gasoline. There will be far less maintenance required, too, since an electric motor has just one moving part.

As a portable source of direct energy conversion, the fuel cell appears to hold almost unlimited promise. Its ruggedness and reliability have already been proven in the rigorous environments of outer space and re-entry, and continuing tests indicate an almost incredible lifespan for this electrochemical generating device.

-30-

GREAT NEW SCOTT KITS AT A NEW! LOW PRICE!



LK-48B 80-Watt Stereo Amplifier Kit \$129.95



LT-110B FM Stereo Multiplex Tuner \$139.95

Save money . . . build the world's best stereo . . . with great new stereo kits from Scott. Scott's full-color instruction book and matching Part-Charts make them a breeze to put together . . . and, they'll give you and your family years of trouble-free enjoyment. The LK-48B stereo amplifier includes a switched front panel headphone output and dozens of other unique Scott features. The LT-110B FM stereo tuner incorporates famous Scott Sonic Monitor, factory-wired, silver-plated front end and Time-Switching multiplex.

FREE 24 PAGE BOOKLET

Rush me free Scott's
24 page Custom Stereo Guide.

Name

Address

City Zone State

SCOTT

H.H. Scott, Inc., 111 Powdermill Road,
Maynard, Mass. 02046

Export: Scott International, 111 Powdermill Road, Maynard, Mass. Canada: Atlas Radio Corp., 50 Wingold Ave., Toronto. Cable HIFI

CIRCLE NO. 35 ON READER SERVICE PAGE

U

**INTRODUCING
THE WORLD'S
NEWEST HAM & CB
MICROPHONES...
GUARANTEED
FOR FIVE YEARS!
U**

UNIVERSITY



Extreme-intelligibility, press-to-talk dynamic for hand-held mobile use.

MODEL 9000



MODEL 2040

Extreme-intelligibility dynamic microphone for fixed station operation.

Want to make more contacts with less effort? Want more DX despite competition from the kilowatt crowd? Choose these new University dynamics and you'll "barrel through" even under adverse atmospheric conditions! They're better in every way—articulation, response, ruggedness. They had to be better—that's why we can offer them with a five-year warranty! (If you want to "live dangerously," buy some other brand. You may get a two-year warranty.) For complete specifications, write: Desk PE-9

FREE

**AMATEUR RADIO STATION
WA5HSK**



Walnut plaque with your own call letters! For details, see your local University dealer. CB plaques also available!

**LTV
UNIVERSITY**

A DIVISION OF LING-TEMCO-VOUGHT, INC.
9500 West Reno, Oklahoma City, Okla.

CIRCLE NO. 45 ON READER SERVICE PAGE

A Jarring Incident

(Continued from page 85)

ing of the plane. When flying away from the beacon, the pilot could hear the signal thirty miles at 1000 feet, fifty miles at 5000 feet, and sixty-five miles at 10,000 feet. Because of the directional characteristics of the plane's Posifix antenna mounting, these ranges were all cut thirty-three to forty per cent when the plane was flying toward the beacon. More important, though, the pilot quickly located the beacon in all cases and was able to fly within 300 feet of a vertical line straight above it."

"That's it!" Jerry exclaimed, jumping to his feet and bumping his head on the plane wing in the process. "We build a ten-meter transistorized transmitter—transistors can take the shock—in a steel case and fasten it to the bottom of the car with a spring-loaded clamp. A crash will throw the transmitter free and start it sending. We install a transistorized ten-meter receiver and direction-finding loop antenna that we use for hidden transmitter hunts in Bill's plane. You fellows alert us when you think the Monks may stage their accident, and we take to the air. As soon as the wreck occurs, we pick up the signal and quickly track it to its source. The location is relayed to you on the plane's radio, and you rush out and try to catch young Monk *flagrante delicto*. How's that?"

"Very good, including your legal Latin," Mr. Ringle replied. "It sounds just wacky enough to work. But how long will it take you to build the transmitter?"

"We'll be ready to install it on the car tomorrow morning and can check it out in a couple of hours," Jerry promised.

"Good enough!" Mr. Ringle said enthusiastically. "See you tomorrow."

BILL FOUND a steel case shaped like half an egg-shell in a junk yard, and they poured lead in the bottom so that it would always return to an upright position after being moved, like a humpty-dumpty toy.

Jerry "lifted" the transistorized transmitter circuit bodily from a CB 1-watt transceiver. The modulator was driven by an audio oscillator, and the collector of this oscillator and the collector of a blocking oscillator were fed through a common resistor. Any change in the audio oscillator collector voltage produced by the varying current demands of the collector of the blocking oscillator produced enough frequency change to make the signal easily identifiable.

Carl's contribution was a self-erecting antenna. A compact telescoping antenna was base-loaded to resonance when fully extended some 50 inches. He installed a CO₂ cartridge from a BB pistol inside the case and arranged for the gas to be released inside the sealed hollow tubing of the collapsed antenna shortly before the transmitter was turned on by a delayed-action switch. This caused the antenna to shoot up to its full length through a foil-covered hole in the top of the case. The first time they tested it, too much pressure tore the antenna in two and buried the tip of it in the ceiling of the basement laboratory, but a safety valve cured that.

The case was mounted on its side in a spring-loaded holder designed to bolt to the bottom of the car body. The spring tension was adjusted so that it would hold the case firmly in place during ordinary road shocks transmitted through the car's suspension system and yet release it if the body of the car received a heavy jar.

It was after midnight when the trio finished their work, but they were at the police garage at seven the next morning to install their brainchild on the used car. This did not take long, and they were soon on their way to the airport to install the direction-finding equipment in Bill's plane. To test it, they removed the beacon transmitter from its case under the used car and brought it along.

The small shielded loop was mounted on the end of an aluminum tube thrust up through a small hole in the floor of the plane. Flexible coax cable connecting the receiver to the loop permitted the latter to be turned freely on its vertical axis and to be rocked through a considerable arc on its horizontal axis.

Then Carl drove away with the bea-

BECOME A RADIO TECHNICIAN For ONLY \$26.95

Build Part 20 RADIO CIRCUITS AT HOME

with the New
Progressive Radio "Edu-Kit"®
ALL Guaranteed to Work!

only
\$26.95
Reg. U.S.
Pat. Off.

A COMPLETE HOME RADIO COURSE

- BUILD**
- 12 RECEIVERS
 - 3 TRANSMITTERS
 - SIGNAL TRACER
 - SIGNAL INJECTOR
 - CODE OSCILLATOR
 - SQ. WAVE GENERATOR
 - AMPLIFIER



- No Knowledge of Radio Necessary
- Additional Parts or Tools Needed
- Excellent Background for TV Technicians Since 1946

FREE Set of Tools, Pliers-Cutters, Tester, Soldering Iron, Alignment Tool, Wrench Set.

WHAT THE "EDU-KIT" OFFERS YOU

The "Edu-Kit" offers you an outstanding PRACTICAL HOME RADIO COURSE at a rock-bottom price. You will learn radio theory, construction and servicing. You will learn how to build radios, using regular schematics; how to solder and wire in a professional manner; how to service and trouble-shoot radios. You will learn how to work with punched metal chassis as well as the new Printed Circuit chassis. You will learn the principles of RF and AF amplifiers and oscillators, detectors, rectifiers, test equipment. You will learn and practice code, using the Progressive Code Oscillator. You will learn to repair a Transmitter, Code Oscillator, Signal Tracer, Square Wave Generator, Amplifier and Signal Injector circuits, and learn how to operate them. You will receive an excellent background for TV. In brief, you will receive a basic education in Electronics and Radio, worth many times the small price you pay, only \$26.95 complete.

PROGRESSIVE TEACHING METHOD

The Progressive Radio "Edu-Kit" is the foremost educational radio kit in the world, and is universally accepted as the standard in the field of electronics training. The "Edu-Kit" uses the modern educational principle of "Learn by Doing." You begin by building a simple radio. Gradually, in a progressive manner, and at your own rate, you construct more advanced multi-tube radio circuits, learn more advanced theory and techniques, and do work like a professional radio technician. These circuits operate on your regular AC or DC house current.

THE KIT FOR EVERYONE

You do not need the slightest background in radio or science. The "Edu-Kit" is used by young and old, schools and clubs, by Armed Forces Personnel and Veterans Administration for training and rehabilitation. One of the most important aspects of the "Edu-Kit" is the Consultation Service which we provide. We welcome students to send us their problems, whether related to any of the material covered in the "Edu-Kit" course, or encountered in other experiences in the field of electronics.

THE "EDU-KIT" IS COMPLETE

You will receive all parts and instructions necessary to build 20 different radio and electronic circuits, each guaranteed to operate. Our kits contain tubes, tube sockets, variable, electrolytic, mica, ceramic and paper dielectric condensers, resistors, tie strips, coils, hardware, tubing, punched metal chassis, Instruction Manuals, hookup wire, solder, selenium rectifiers, volume controls, switches, etc. In addition, you receive Printed Circuit materials, including Printed Circuit Chassis, special tube sockets, hardware and instructions. You also receive a useful set of tools, pliers-cutters, an alignment tool, professional electric soldering iron, wrench set, and a self-powered, dynamic Radio and Electronics Tester. The "Edu-Kit" also includes Code instructions and the Progressive Code Oscillator. You will also receive lessons for servicing with the Progressive Signal Tracer and the Progressive Signal Injector, a High Fidelity Guide, FCC Amateur License Training Book, and a Quiz Book.

All parts, components, etc., of the "Edu-Kit" are 100% unconditionally guaranteed, brand new, carefully selected, tested and matched. Everything is yours to keep. The complete price of this practical home Radio and Electronics course is only \$26.95.

TROUBLE-SHOOTING LESSONS

You will learn to trouble-shoot and service radios, using the Progressive Signal Tracer, the unique Signal Injector, and the dynamic Radio and Electronics Tester. Our Consultation Service will help you with any technical problems.

J. Stasaitis, of 25 Poplar Pl., Waterbury, Conn., writes: "I have repaired several sets for my friends, and made money. The "Edu-Kit" paid for itself. I was able to spend \$240 for a course, but I found your ad and sent for your kit."

FREE EXTRAS

- Set of Tools ● Radio Book ● Radio and Electronics Tester ● Electric Soldering Iron ● Pliers-Cutter ● Alignment Tool ● Tester Instruction Book ● Hi-Fi Book ● TV Book ● Quiz Book ● Membership in Radio-TV Club; Consultation Service ● FCC Amateur License Training Book ● Printed Circuitry Certificate of Merit ● Valuable Discount Card ● Wrench Set
- "UNCONDITIONAL MONEY-BACK GUARANTEE"

ORDER FROM AD—RECEIVE FREE BONUS RADIO & TV PARTS JACKPOT WORTH \$15

- "Edu-Kit" Postpaid. Enclosed full payment of \$26.95.
- "Edu-Kit" C.O.D. I will pay \$26.95 plus postage.
- Send me FREE additional information describing "Edu-Kit."

Name _____
Address _____

PROGRESSIVE "EDU-KITS" INC.

(ATT: S. GOODMAN, M.S. IN ED., PRES.)

1186 Broadway Dept. 624D Hewlett, N. Y.

CIRCLE NO. 29 ON READER SERVICE PAGE

con transmitter to "plant" it, and a few minutes later Bill and Jerry took off in the Cessna. When Carl turned on the transmitter, Jerry picked up the signal immediately; and in very short order the plane was circling over the spot where Carl had hidden the transmitter. Satisfied with their test, they returned to the police station and replaced the transmitter in its concealed case.

THE CAR was delivered to the Monk boy that afternoon, but nothing happened! Two days went by while the three of them chewed their fingernails. Wherever they went, arrangements were made so that Chief Morton could reach them quickly, but he never called.

On the evening of the third day they went bowling. Jerry was paged about 10:30. The chief was on the phone.

"This may be it," he said. "The young guy has just taken off in his car. Get into the air as soon as you can and keep listening for me on that portable police receiver I gave you."

Quickly the boys drove to the airport, warmed up the Cessna, and took off. It was a calm, moonlit autumn night, perfect for flying. As they circled out over the countryside, the voice of Chief Morton came from the little portable police-frequency receiver: "We've tailed the boy in a big circle out north of town, but now we've got to drop him. Our stake-out at the motel says the parents have just driven away, and they're probably going to watch his trail to see if he's being followed. It's up to you fellows now. Mr. Ringle and I will be standing by at the station."

While Bill cruised over the city at

about 3000 feet, Jerry, sitting in back, strained his ears and moved the loop antenna. Carl sat beside Bill with a pair of 7 x 50 binoculars in his lap. Minute after minute ticked by with nothing happening; but then, close to midnight, the little ten-meter receiver suddenly came alive with a rhythmic "wheee-wheee-wheee" sound.

"That's it!" Jerry shouted, maneuvering the loop delicately. "It's coming from either east or west. Try flying east."

Bill obeyed, but in a couple of minutes the signal was noticeably weaker.

"Turn around," Jerry ordered. "It's coming from the west."

Shortly after they turned, the signal began to build in intensity, and it continued getting stronger as they flew west along the river, gradually losing altitude. Jerry actually tracked the signal's direction by keeping his loop oriented for minimum signal strength; the nulls of a loop antenna are much sharper than the lobes. In two or three minutes even this minimum signal was showing strongly on the S-meter, indicating that they were getting very close to the transmitter.


"He must have driven the car off that high limestone bluff at Cedar Rapids," Carl muttered, scanning the river bank below with his night glasses. "It's just ahead. Throttle back and fly as low as possible so I can get a good look—hey! I see the car! It's right there at the bottom of that big white bluff! If the chief and Mr. Ringle drive out the highway to that cement plant and then walk across the railroad tracks and that field, they can reach the top of the bluff with-

NEW BROWNING EAGLE CB BASE STATION

Look At These New Features

R-27 RECEIVER • RF gain control
• Selectivity switch • Cascode nuvistor front end • 12 tuned I.F. coils

S-23 TRANSMITTER • Compression amplifier • Clipper-filter stage • Built-in SWR meter • 23 channels



For new 8-page colored CB Catalog, write:

CONTACT FRANCHISE DIVISION FOR INFORMATION ON AVAILABLE SERVICE CENTER AREAS.



browning

Laboratories, Inc.

Dept. PE-3 100 Union Ave.

Laconia, N.H. 03246

CIRCLE NO. 4 ON READER SERVICE PAGE

out being seen by anyone parked along the river road."

Bill was already relaying this information to the airport operator who had been alerted to give it instantly to the police. At the same time Bill was coming in for a landing at the airport. The wheels of the plane had hardly stopped turning when the fellows piled out of the aircraft and ran to their car. Fortunately the airport was on the west side of town, and within minutes they were sliding to a halt beside Chief Morton's car parked at the deserted cement plant along the highway.

Hastily but silently they scrambled over the railroad embankment and ran across a pasture that separated the railroad from the river road. Very carefully they approached the top of the bluff and crawled to where the chief and Mr. Ringle were lying on their stomachs peering over the edge. A movie camera hummed quietly in Mr. Ringle's hands, recording the scene.

Straight below them, clearly seen in the bright moonlight, a young man was methodically tearing his shirt and trousers and smearing dirt into the garments. Then, while they watched and cringed, he heated the point of a large needle in the flame of his cigarette lighter and used it to inflict several scratches on his face, chest, and forearms. This done, he took a last careful look at the broken wreckage and started walking upstream.

"Let's go," Mr. Ringle whispered, shutting off his camera. "We don't need to hurry. He has to walk almost a quarter of a mile up-river before he can climb back up on the road."

"Aren't you going to wait and arrest him?" Carl demanded.

"Not now," Mr. Ringle replied. "I'll wait until he files a claim backed up with the big lie he's preparing right this minute. Then I'll spring the pictures made on the special ultra-fast film in this camera. With your testimony to back me up, I think we'll be able to recover any of the insurance money the Monk family has left. Jerry, what were you looking for with those binoculars off to the right of the wreck?"

"For what I spotted," Jerry said with a grin. "Our little beacon was jarred



**RESTORES
LINE "LOSS"
FOR
GREATER
FREEDOM
IN
TAPING**

SWITCHCRAFT

"MIX-AMP"

MINIATURE TRANSISTORIZED
LINE AMPLIFIER

Tied to short mike cables? Losing high frequencies? Insufficient signal when using a resistance-type mixer? Forget 'em . . . substitute gain for loss with a cigarette-pack size MIX-AMP. Up to 30 db gain with a 600 ohm mike—compensates for cable runs of 30 feet! Often used in place of line transformers. Overcomes usual "losses" from resistance mixers and provides 3 db output gain. 9V battery powers it. 20-20,000 cps. Virtually zero hum and noise.

See your dealer, or
write for Catalog A-401

SWITCHCRAFT®

5563 Elston Ave., Chicago, Illinois 60630

CIRCLE NO. 41 ON READER SERVICE PAGE

SCIENCE—ENGINEERING

ASSOCIATE & BACHELOR OF SCIENCE PROGRAMS

Get into fastest-growing fields of Physics, Mathematics, Engineering (Nuclear, Electronic, Electrical); also Engineering Technology (Nuclear, Electronic, Electrical). Optional four-quarter, all-year schedule allows finishing four-year B.S. degree programs in 3 yrs.; A.S. degree in 2 yrs. Fall Quarter enrollments limited. Send for college Catalog P-20 immediately.

NORTHBRIDGE COLLEGE OF SCIENCE & ENGINEERING

18758 Bryant St., Northridge, Calif.

B.S. degree in 36 months

Small professionally-oriented college. Four-quarter year permits completion of Engineering or Business Administration degree in three years. Summer attendance optional. One-year Drafting-Design Certificate program. Founded 1884. Rich heritage. Excellent faculty. Small classes. Well equipped labs. New library. Residence halls. 200-acre campus. Graduate placement outstanding. Modest costs. Enter Jan., March, June, Sept. Write J. D. McCarthy, Director of Admissions, for Catalog and View Book.



TRI-STATE COLLEGE

3694 College Avenue • Angola, Indiana

Solve Electronics Problems Fast With Special New Slide Rule

Professional, high quality instrument . . . specifically designed for electronic engineers and technicians . . . made to our rigid specs by Pickett & Eckel. Has special scales for solving reactance and resonance frequency problems. Accurately and quickly locates decimal points. Carries widely used formulas and conversion factors not found on any other slide rule. Comes complete with top-grain leather carrying case, illustrated instruction manual, 90 day consultation service — all for just \$14.95. Carries lifetime guarantee against defects in material and workmanship.



SEND COUPON TODAY

TO: CLEVELAND INSTITUTE OF ELECTRONICS

1776 E. 17th St., Dept. PE-101, Cleveland, Ohio 44114

- Please send me your electronics slide rule.
I am enclosing \$14.95. (If not fully satisfied after 10 day trial, CIE will refund payment.)
 Please send additional descriptive literature.

Name _____
(Please Print)

Address _____

City _____ State _____ Zip _____

LEARN MORSE CODE



peterson publishing co., p.o. box 3021, sarasota, fla.

THE FIRST STEP is to commit the symbols to memory so that they can be recalled INSTANTLY. The fastest, easiest way to do this is with FLASH CARDS. Set 101 includes all symbols, plus Q-signals & color codes; Set 102 includes all ham abbrevs. Send \$1.50/set, or \$2.50 for both sets. to:

EARN Electronics DEGREE

You can earn an A.S.E.E. degree at home. College level HOME STUDY courses taught so you can understand them. Continue your education, earn more in the highly paid electronics industry. Missiles, computers, transistors, automation, complete electronics. Over 27,000 graduates now employed. Resident school available at our Chicago campus—Founded 1934. Send for free catalog.

AMERICAN INSTITUTE OF ENGINEERING & TECHNOLOGY
1137 West Fullerton Parkway, Chicago 14, Ill.

loose as the car went over the edge of the cliff and is lodged against a small shrub about halfway down the slope. As soon as young Mr. Monk is 'found,' Carl and I will come back with ropes and get the transmitter before someone sees it and starts wondering about it. We don't want to start any more flying-saucer stories!"

-30-

Experimenting With Sonar

(Continued from page 45)

Edition of the ELECTRONIC EXPERIMENTER'S HANDBOOK, you are now fully acquainted with its operation. It will receive AM or c.w. signals, but tuning in an AM signal is difficult and can be made much easier by altering the circuit shown at the top of page 45.

The modification consists of adding a d.p.d.t. slide switch on the *Sniffer* box so that the local oscillator is disabled and the mixer is changed to a detector. If you compare the original wiring diagram and the modified version shown on page 45, the wiring changes become obvious. Simply remove the end of *R10* from the circuit board connection to the base of *Q3* and solder it to one of the center terminals of the new d.p.d.t. switch. When this switch is in the AM position, *R10* will be disconnected, but in the c.w. position *R10* will be connected back to the base of *Q3*.

On the other side of the d.p.d.t. switch, add two short wire leads to coil *L2* as shown in the modified wiring diagram.

Testing It Out. Your *Sniffer* has no automatic gain control (or a.v.c.), so the tone signal from the transmitter will be quite loud when the two units are in close proximity. As the distance increases, you will find it necessary to turn up the gain on the *Sniffer* until the signal fades into the background hiss. You can key the tone signal for straight c.w. if you desire. The range will be somewhat greater than with voice or music modulation.

Don't forget that the *Sniffer* and the transmitter are directional and that the open ends of the transducers must face one another.

-30-

Transistor Topics

(Continued from page 78)

tenna (*L1*) and a conventional 365- μ f. tuning capacitor (*C3*). Switches *S1* and *S2* are s.p.s.t.'s while the power supply is a standard 9-volt transistor battery (typically, a Burgess 2U6).

Although almost any desired construction method can be employed, best results will be obtained if the circuit is wired on a phenolic or etched circuit board and assembled in a metal instrument case, such as a small Minibox. Standard test jacks can be used for output connectors. If you wish, you can give the completed assembly a "professional" appearance by labeling the power switch (*S1*), a.f.-r.f. switch (*S2*), tuning control (*C3*), and output jacks with appropriate decals or metal name plates.

Transitips. Microphones are required for many reader projects—typically, home broadcasters, p.a. systems, small phone transmitters, "detectaphones," science fair projects, and so on. But commercial microphones are relatively costly and even basic mike cartridges are not inexpensive. There are, fortunately, a variety of microphone substitutes that can be used by the ingenious experimenter. Often, a suitable microphone can be found in the junk box. While not of "broadcast quality," most of these substitutes are quite satisfactory for hobbyist applications.

A speaker makes an excellent *low-impedance* microphone and can be used in *high-impedance* circuits when combined with a standard output transformer wired "in reverse"—that is, the transformer's low-impedance output winding is connected to the speaker's voice coil and its high-impedance

pedance "primary" drives the equipment with which the microphone is to be used.

A standard magnetic headphone will serve as a *moderate-impedance* microphone. With a rated impedance of from 500 to 2000 ohms, such units are almost a perfect match for most common-emitter transistor amplifier circuits.

Small crystal earphones of the "hearing aid" type can be used as *high-impedance* crystal microphones if the earplug is replaced with a conical mouthpiece—a thimble with its bottom removed, for example. A matching transformer (high to low impedance) can be used for low to moderate impedance circuits.

Finally, if a carbon microphone is needed, one can be salvaged from a surplus or discarded telephone handset. Such units require a source of d.c. voltage, of course, and have a moderate to low output impedance, but they also have the highest output (greatest sensitivity) of any available microphone.

As with conventional units, shielded cable should be employed between the microphone and the amplifier (or other equipment) with which it is used to minimize hum and noise pickup.

Forever? Engineers have known for some time that transistors and related semiconductor devices do not "wear out" in a conventional sense. A major manufacturer, the Westinghouse Electric Corporation, has now acknowledged that fact by extending a *lifetime guarantee* on all of its JEDEC-registered silicon power semiconductor devices. The guarantee applies for the life of the original equipment in which the devices are used. Full details covering the scope of the guarantee and its terms are available from the firm's distributors.

That closes our part of the book for now, fellows. We'll be back next month with more circuits and news.

—Lou



complete with Microphone,
Power Supply Cables and
Mobile Mounting Brackets

\$299⁹⁵


YOU CAN HEAR AND SEE THE DIFFERENCE SONAR FS-23 CITIZENS BAND RADIO

COMPLETE . . . 23 Frequency Synthesized
Crystal-Controlled Channels

Continuous one control channel switching • Low noise dual purpose transistor supply • Low noise Nuvistor receiver R. F. stage • Provisions of accessory VOX control and 2-tone squelch • High stability and frequency accuracy • Crystal controlled receiver fine tuning • Rugged heavy duty construction • Size: 11 $\frac{3}{4}$ " Wx5 $\frac{3}{4}$ " Hx11 $\frac{3}{4}$ " D • Wt. 15 lbs. • 1 year warranty.

SONAR RADIO CORPORATION, 73 Wortman Ave., Bklyn. 7, N.Y.
Please send complete information on FS-23 Citizen Band Radio. Dept. 334

Name _____
Address _____
City _____ State _____



RCA TRAINING **can be the smartest investment you ever made!**

Start building a profitable career in electronics now!
New RCA "AUTOTEXT" will help you learn faster and easier!

If you're considering a future in electronics, now is the time to start! A great new teaching aid—"AUTOTEXT" developed by RCA, and introduced by RCA Institutes, Inc., will help you master the fundamentals of electronics almost automatically! "AUTOTEXT" is a system of programmed instruction, proved with thousands of students. Even people who have had trouble with conventional home training

methods in the past are finding it easier and more fun to learn this new way. All you need is an interest or inclination in electronics, RCA "AUTOTEXT" will help you do the rest! And the future is unlimited; the jobs are available! The important thing is to get started now!

Founded in 1909, RCA Institutes is one of the largest technical schools in the United States devoted exclusively to electronics. The very name

"RCA" means dependability, integrity, and scientific advance. RCA Institutes offers the finest facilities of home training. A Service of the Radio Corporation of America, RCA Institutes, Inc. gives you the technical instruction you need to plan, build, and realize the career you want in today's fastest growing field.

Investigate your future now at RCA Institutes. It can be the smartest investment you ever made.

HOME TRAINING COURSES

In addition to the new "Introduction to Electronics" RCA Institutes offers this complete selection of Home Training Courses:

- Electronic Fundamentals
- Electronic Fundamentals (in Spanish)
- TV Servicing
- Color TV Servicing
- Transistors

- Communications Electronics
- FCC License Preparation
- Mobile Communications
- Automation Electronics
- Automatic Controls

- Industrial Applications
- Nuclear Instrumentation
- Digital Techniques
- Computer Programming
- Drafting

Liberal Tuition Plan. All RCA Institutes Home Study courses are available under a Liberal Tuition Plan. This plan affords you the most economical possible method of home study training. You pay for lessons only as you order them. If, for any reason, you should wish to interrupt your training, you can do so and you will not owe a cent until you resume the course. No other obligations! No installment payments required.

RCA Personal Instruction. With RCA Home Study training you set your own pace in keeping with your own ability, finances and time. RCA Institutes allows you ample time to complete the course. Your lesson assignments are individually graded by technically trained personnel, and helpful comments are added where required. You get theory, experiment, and service practice beginning with the very first lesson. All lessons are profusely illustrated. You get a complete training package throughout the entire course.




You Get Prime Quality Equipment. All kits furnished with the course are complete in every respect, and the equipment is top grade. You keep all the equipment furnished to you for actual use on the job... and you never have to take apart one piece to build another.

CLASSROOM TRAINING

in New York City and Cherry Hill, N. J. (near Camden)—You can study electronics in the city of your choice.

No previous technical training required for admission. You are eligible even if you haven't completed high school. RCA Institutes Resident Schools in New York City and RCA Technical Institute in Cherry Hill, N. J. offer training that will prepare you to work in rewarding positions on research and production projects in fields such as automation, transistors, communications, technical writing, television, computers, and other industrial and advanced electronics applications. If you did not complete high school, RCA will prepare you for such training with courses specially designed to provide the basic math and physics required for a career in electronics.

Free Placement Service. RCA Institutes graduates are now employed in important jobs at military installations with important companies such as IBM, Bell Telephone Labs, General Electric, RCA, and in radio and TV stations all over the country. Many other graduates have opened their own businesses. A recent New York Resident School class had 93% of the graduates who used the FREE Placement Service accepted by important electronics companies... and had their jobs waiting for them on the day they graduated!



Coeducational Day and Evening Courses. Day and Evening Courses are available at Resident Schools in New York City and Cherry Hill, N. J. You can prepare for a career in electronics while continuing your normal full-time or part-time employment. Regular classes start four times each year.

**SEND POSTCARD FOR FREE ILLUSTRATED BOOK TODAY!
SPECIFY HOME STUDY OR NEW YORK OR CHERRY HILL, N. J. RESIDENT SCHOOL.**

RCA INSTITUTES, INC. Dept. PE-94, A SERVICE OF RADIO CORPORATION OF AMERICA, 350 WEST 4TH ST., NEW YORK, N.Y. 10014



The Most Trusted Name in Electronics

1964 **ELECTRONIC**
POPULAR ELECTRONICS
EXPERIMENTER'S
HANDBOOK

**GET 250
HOURS WORTH OF
PROJECTS FOR ONLY
\$1.00...
THE COST OF THE
1964 EDITION OF...**



If you like the challenge of working on your own construction projects, this is the publication for you! It's chock full of projects, detailed charts, circuit diagrams, cutaways, and photographs—all in one handy, compact 164-page magazine. Your copy of **ELECTRONIC EXPERIMENTER'S HANDBOOK** offers you hours and hours of enjoyment while you build fascinating projects like these:

- BC Photoflash • Thermistor Fish Finder • Silent Hi-Fi Listening • In-Flight Eavesdropper • Wired Wireless for Colleges • CB/Ham Crystal Test Set... plus many more!

The 1964 edition of **ELECTRONIC EXPERIMENTER'S HANDBOOK** now on sale — Get your copy at your favorite newsstand or send in this coupon and we will mail your copy to you.

Ziff-Davis Service Division, Dept. EEH PE-94
589 Broadway, New York 12 New York

Please send me _____ copies of the 1964 **ELECTRONIC EXPERIMENTER'S HANDBOOK**, at \$1.00 each plus 15¢ handling charge per **HANDBOOK**.

I enclose _____

Name _____

Address _____

City _____ Zone _____ State _____

Across the Ham Bands

(Continued from page 80)

doubters had a point: SSB transmitters were complicated!

The filter-type transmitters generated their SSB signals at a frequency below 20 kc. because suitable filters could be built only for very low frequencies (today's high-frequency crystal lattice filters were still on the designers' drawing boards). The resulting SSB signal then had to be heterodyned up to the desired output frequency in steps by feeding it through several oscillator/mixer stages. Obviously, this process introduced circuit complications.

In transmitters using the phasing method of generating the SSB signal, the original, low-power AM signal is taken apart electronically and then reconstructed as an SSB signal. An advantage of this method of generating SSB signals is that it can be done at any frequency. But early phase-shifting networks were complex and difficult to adjust.

Of course, the dedicated SSB advocates contended that, even if SSB transmitters were complicated (which they seldom admitted), SSB's superior performance made the complications worthwhile. True or not, one trouble with this reasoning was that SSB was very slow in making new converts—at least at first.

The "SSB, Jr." A big breakthrough in the search for SSB transmitter circuit simplicity occurred in late 1950. In the November-December, 1950, issue of the *GE Ham News* (Vol. 5, No. 6), Donald E. Norgaard, W2KUJ, described the "SSB, Jr.," a complete, 3-tube (12AU7, 12AT7, 6AG7), 5-watt, phasing-type, 75-meter SSB transmitter. The little transmitter featured a simple audio phase-shift network and diode-balanced modulators to generate the SSB signal. Soon many "SSB, Juniors" began appearing on the air, especially after commercially manufactured versions of the Norgaard audio phase-shift network appeared on the market.

But the "SSB, Jr." was only a single-band unit until Wes Schum, W9DYV, modified its basic SSB generator circuit for 9-mc. operation and inserted a mixer stage between the generator and the output stage. In this way, by mixing the 9-mc. SSB signal with another signal of the proper frequency, an SSB signal could be simply produced on any amateur frequency. A variable frequency oscillator (VFO) is the usual source of the beating signal.

Wes Schum also added a voice-operated transmit/receiver relay (VOX) and a built-in power supply to the basic "SSB, Jr.," and the famous Central Electronics 10A SSB transmitter was born. The rapid and widespread acceptance of the 10A and later Central Electronics' SSB gear put enough SSB signals on the air to convince most progressive amateur phone operators (and other manufacturers) that SSB was here to stay.

Although there have been many changes in the SSB picture over the years, practically every SSB transmitter on the air today can trace one or more of its operating features to W2KUJ's original circuit and W9DYV's improvements.

News and Views

Dave Stratton, WB6JMQ, 720½ E. Fairview, Inglewood, Calif., runs 60 watts input to his Knight-Kit T-60 transmitter. A Hallicrafters SX-140 receiver and a Hornet vertical antenna complete his modest station. Dave has worked 45 states and has QSL cards from 42 of them. His DX brag list includes Japan, Russia, Australia, Brazil, and quite a few more countries; he needs Africa, however, for his WAC (Worked All Continents) certificate . . . **Dave Robel, WA0GMF**, 521 Eastridge Dr., Lincoln, Neb., has made close to

800 contacts in his ten months on 2 and 6 meters. On 6 meters, he has worked 39 states with his Gonset G-50 transmitter/receiver connected to a Hy-Gain six-element beam 50' high. He also has a home-built 10-watter and the "Simple Superhet for 6" described in our April, 1963, issue. A Heathkit "Two-er," an eight-element Hy-Gain beam, and some miscellaneous gear take care of 2 meters. Oddly enough, his best 2-meter DX (60 miles) was worked with the 6-meter beam . . . **Bill Brass, WN5IBM**, 4022 E. Virgin Pl., Tulsa, Okla., does his electron agitating on 40 meters. Bill's home-brew transmitter and Drake 2B receiver have put 19 states from coast to coast in the WN5IBM logbook. His antenna is 42' high.

Marion "Jack" Jackson, Jr., WA4LDM, 1402 Azalea Dr., Florence, S.C., says that operating from South Carolina is almost like being rare DX—everybody he works wants his QSL card. Because he makes so many contacts, however, he can only answer cards received. A Heathkit DX-35 transmitter, a Hallicrafters SX-99 receiver, a 14-AVS vertical antenna, and an 80-meter "long-wire" antenna have enabled Jack to work 48 states and 20 countries on 80, 40, and 20 meters. Of course, he runs high power—if you call 35 watts on c.w. and 16 watts on phone high power . . . **Mike Ford, WN9KFQ**, 3502 Oliver St., Ft. Wayne, Ind., has worked 34 states, Canada, Guantanamo Bay, the Canal Zone, and Mexico on 40 meters. He transmits with a Knight-Kit T-60 and receives on a Gonset



Here's one the pros use . . . now it's yours for CB! THE TURNER MODEL 333

Here's the only professional communications mobile mike available for CB use!

A professional "noise canceling" microphone, it features the shielded Koiled Kord that's so long lasting it's used on police cars, taxicabs, etc. High impact cyclac case. Voice response: 300-3000 cps. Just \$21.50 list.

For more about Turner's complete CB line, check Reader Service Card or write direct.



355C



350C



254
Series

THE TURNER MICROPHONE COMPANY
919 17th Street N.E.
Cedar Rapids, Iowa

In Canada: Tri-Tel Associates, Ltd.,
81 Sheppard Ave. West, Willowdale, Ontario

CIRCLE NO. 39 ON READER SERVICE PAGE



The new and practical book on
lab-tested pulse circuits...

PULSE TECHNOLOGY

Author William Stanton brings pulse circuits down to earth, and includes computer topics related to pulse technology. Here you'll learn circuit analysis through use of the oscilloscope and basic math (no calculus), and circuit operation in terms of basic laws. FEATURES: oscillographic interpretation of actual waveform patterns • the latest word on number systems basic to computer applications • big glossary of terms • full, annotated bibliography • problems for self-study, picked to show applications of circuits.

1964 255 pages \$7.00

Check your bookstore, or send for free brochure:

JOHN WILEY & SONS, INC.

605 THIRD AVENUE • NEW YORK, N. Y. 10016

CIRCLE NO. 44 ON READER SERVICE PAGE

NOW PERSONAL TV LISTENING



You Can Enjoy TV... Or Ignore It

With the

TELEX
TV LISTENER

Enjoy television in private without disturbing others. Full rich sound through a comfortable, lightweight individual earphone. Others don't hear a thing. Keeps house quiet and peaceful during noisy Westerns and children's programs. Ideal for late night viewing after family is asleep. Switch sound on or off, and control volume remotely from your chair. 15 ft. listener cord and 4 ft. Earset® cord. Tune down commercials. Perfect for the hard of hearing, motels, institutions. With extra Earset® two can listen. See your local dealer.

A Product of Sound Research

TELEX/Acoustic Products

COMMUNICATIONS ACCESSORIES

3054 Excelsior Blvd. • Minneapolis 16, Minn.

CIRCLE NO. 43 ON READER SERVICE PAGE

GR-91; his antenna is a dipole 30' high... **Junior, WN5HJV**, RFD 2, Armory, Miss., is a man of patience! During his first seven months on the air, he made exactly five contacts—all with the same (local) station. Then a friend traded him a 40-meter dipole. In the following three weeks, he made 32 contacts in 12 states—with his Knight-Kit T-60 transmitter and "Star Roamer" receiver. WN5HJV is still looking for a good "long-wire" antenna for 80 meters after trying ten that didn't work.

Did you know that **Don Stone, K7DWT**, Lakewood, Wash., was the ham who broke the news of the Alaskan earthquake to the world? At 7:28 p.m., PST, March 27, he was working a mobile station in Anchorage. The Alaskan ham said, "I believe we're having a small earthquake. I can see a ripple in the ground." A moment later, he cried, "Oh, my God! The ground is waving like an ocean!" After breaking the news to TV station KVI, Seattle, K7DWT spent the next ten hours on the air without a break handling emergency messages in and out of Alaska... **Carl E. Krasnor, KN1FPI**, 184 West Allen Ridge Rd., Springfield, Mass., works 40 meters with a Heathkit DX-35 transmitter and a Globe Chief Deluxe transmitter. He also has two receivers, a BC-455 "Command" receiver converted for ham use as described in P.E. (June, 1963), and a home-brew receiver. In four months of operation, this setup has put 300 stations in 32 states and Canada in the KN1FPI logbook.

If **Matt Harris, WN5IBV**, 422 Retama, Harlingen, Texas, had been born 30 miles further south, he might be signing an XE2 call. As WN5IBV, Matt "wasted" five months trying to work stations with a poor receiver. Then he got a Hammarlund HQ-110; three months later he had racked up 35 states, Canada, Argentina, and Peru. A Heathkit DX-60 transmitter feeding an inverted-V antenna completes Matt's station... **Marshal Lopez, Jr., KP4BLS**, 1442 Americo Salas St., Santurce, Puerto Rico, operates all ham (phone and c.w.) bands between 3.5 and 29.7 mc. A Heathkit DX-60 feeds either a Mosley TA-33 tri-bander beam or an 80/40 meter dipole. Marshal answers all valid SWL reports which are accompanied by a stamped, addressed reply envelope. Contacts are QSL'ed via the ARRL QSL Bureaus. KP4BLS gets on 10-meter phone for at least a few minutes every day between 2000 and 2300 GMT—watch for him... If you need Canada, **Ernie Klieman, VE2AVQ**, 2310 Ekers Ave., Montreal, Canada, will sked Novices on 80, 40, or 15 meters.

Before closing the column for the month, we'd like to offer a special word of thanks to all the amateur radio clubs that have been mailing us their club papers and bulletins. We appreciate being put on the mailing list to receive your club bulletin, too.

When will we have your "News and Views," photo, or suggestions? Address all mail to: Herb S. Brier, W9EGQ, Amateur Radio Editor, POPULAR ELECTRONICS, P.O. Box 678, Gary, Ind. 46401. 73,

Herb, W9EGQ

Short-Wave Report

(Continued from page 66)

Current Station Reports

The following is a resumé of current reports. At time of compilation all reports are as accurate as possible, but stations may change frequency and/or schedule with little or no advance notice. All times shown are Eastern Standard and the 24-hour system is used. Reports should be sent to P.O. Box 333, Cherry Hill, N.J., 08034, in time to reach your Short-Wave Editor by the eighth of each month; be sure to include your WPE Monitor Registration and the make and model number of your receiver. We regret that we are unable to use all of the reports received each month, due to space limitations, but we are grateful to everyone who contributes to this column.

Andorra—*R. des Valles-Andorre* has been reported in Europe on 9000 kc., dual to the usual outlet on 6305 kc. While this is suspected to be some form of an image or harmonic, it may be worthwhile to check the channel from time to time.

Austria—Vienna has been noted on 11,840 kc. in native language to the Middle East and on 9770 kc., dual to 9525 and 7155 kc., from 2030 to 2055 s/off with multilingual anmts, ID's, and requests for letters.

Basutoland—The new call for ZRE41 is ZNF4V. This station is on the air Saturdays only at 0130-0230 and 1230-1330 on 3824 kc. with educational programs in the Sesotho language.

Brazil—A recently opened station is *R. Alvorada*, Londrina, 3345 kc. At present it is operating at 0400-2200, in Portuguese, with classical music and some ads. The power is 1000 watts and reports go to Caixa Postal 414, Londrina.

Ceylon—*R. Ceylon*, Colombo, has been found on 11,800 kc. at 0930-0950 with Indian and western music and commercials.


Chile—Station CE604, *R. Libertad*, Antofagasta, 6040 kc., features a taped program in Spanish at times which is supplied by *Deutsche Welle* (Germany) and which ends at 1900, followed by an ID and local anmts. Care should be taken not to confuse this station with the Colombian on the same channel, *Deutsche Welle*, or the clandestine *R. Libertad*.

R. Cooperativa, Santiago, 9575 kc., has been noted at good level around 2030. The

ALL SHORT-WAVE REPORTERS!

Please note that your Short-Wave Editor has acquired a new post office box. From now on, all reports and DX Award applications should go to:

Hank Bennett, Short-Wave Editor
POPULAR ELECTRONICS
P. O. Box 333
Cherry Hill, N.J. 08034



when it's time to think of college

inquire about Electronics at MSOE

Planning your space age engineering education now, will enhance your career later. Find out about MSOE programs in Electronics, Computers, and Electrical Engineering.

Obtain all the facts about courses leading to 4-year Bachelor of Science and 2-year Associate in Applied Science degrees. Find out about MSOE scholarships, financial aids, job placement opportunities, and other services.

Assure yourself of a bright future in the exciting field of space age engineering and technology. Write for your Free "Career" booklet which will tell you about educational advantages at MSOE.



MSOE

**MILWAUKEE
SCHOOL OF ENGINEERING**

MS-217

Dept. PE-964, 1025 N. Milwaukee St.
Milwaukee, Wisconsin 53201

Tell me about a career through residence study:

- Electronics field Mechanical field
 2-years or 4-years

Name..... Age.....

Address.....

City, State.....

NATION-WIDE TUBE CO.



For all type
TUBES

ANY TYPE NOT LISTED MAY ALSO BE ORDERED AT 33¢ each. (\$30 per 100)

1-YEAR GUARANTEE ON ALL TUBES
Individually boxed
CODE DATED
BRANDED

024	6AH8	6DV4	6X4	12AX4
1A7	6AQ5	6J5	7A5	12AU7
183	6AU4	6J6	7A7	12AX7
1H5	6AU6	6K6	7B6	12BA6
1K3	6AV5	6SA7	7B8	12BE6
1L6	6AV6	6SC7	7C5	12BH7
1W5	6AW8	6SF7	7E6	12BY7
1H9	6AX4	6SG7	7F7	12C5
155	6BA6	6SH7	7Q7	12CA5
1U4	6BC5	6SJ7	7Y4	12L6
1X2	6BE6			12L5
2CW4	6BH6	FREE WITH AD CHEATER CORD with every order of \$5 or more		
2D54	6BK7			
2D4	6BL7			
3B26	6BN6			
3D76	6BQ5			
3V4	6BQ6			
4RQ7	6BQ7			
5AT6	6C4			
5J6	6C16			
5U4	6CD6			
5Y3	6CC7			
6A7	6CM7			
6AB4	6CT9			
6AC7	6D44			
6AF4	6DE6			
6AG5	6D8			
6AH4	6DQ6			
6ALS	6D54			

ANNUAL TUBE SALE

Buy 1 tube at regular price of \$6 and get 1 extra tube for only 1¢ (From this special list only)

6AU6 6SN7GTB
6CG7 6AX4GTB
6J6 12AU7
6AC7

Offer Ends Dec. 31, 1963

TERMS: Free Postage in USA on prepaid orders. Add 50¢ for handling on orders under \$5. Send 25¢ deposit on C.O.D. orders. Send approx. postage on Canadian & foreign orders.

Money refunded in 5 days if not completely satisfied. Tubes are new, used or seconds are so marked.

Send for special details on self-service tube testers and CRT Prices. Dept. PE9.

NATION WIDE TUBE CO.

406 HARRISON AVENUE, HARRISON, NEW JERSEY HU 4-9848

CIRCLE NO. 24 ON READER SERVICE PAGE

IS is the march from "Pomp And Circumstance."

China—*R. Peking* is currently scheduled to N. A. (West Coast) at 2200-2300 and 2300-0000 on 7080, 9457, 9755, and 11,820 kc.; and to the East Coast at 2000-2100 and 2100-2200 on 7035, 9480, 11,945, and 15,095 kc. An xmsn to Europe is broadcast at 1530-1630 on 6210 and 7080 kc. and at 1630-1730 on 6210 and 6270 kc.

Colombia—Station HJBG, *La Voz del Norte*, Cucuta, 4875 kc., was noted with a test xmsn

SHORT-WAVE ABBREVIATIONS

anmt—Announcement	N.A.—North America
Eng.—English	R.—Radio
ID—Identification	s/off—Sign-off
IS—Interval signal	s/on—Sign-on
kc.—Kilocycles	xmsn—Transmission
kw.—Kilowatts	xmtr—Transmitter

from 0300 to 0400 consisting of continuous music of varied types and ID's in Spanish. This station has been inactive but is now being noted irregularly with test xmsns.

Cuba—At deadline time, Havana's schedule read: to Northern Europe in Eng. at 1510-1640 on 15,155 kc.; to Europe in French at 1400-1510 on 15,155 kc.; to N.A. in Eng. at 2200-0100 (French from 2330 to 0000) on 11,865 kc.; to South America in Eng. at 1550-1650 on 15,135 kc. and in Portuguese at 1800-1900 on 15,340 kc.; to the Mediterranean in Arabic at 1530-1610 and in French at 1610-1640 on 17,855 kc.; to the Caribbean in Creole at 2100-2200 on 6060 kc. This schedule is subject to frequent changes.

Cyprus—*Bayrak Radio*, a xmtr of the Turkish Cypriot Fighters, operates at 0130 and 1230 in Turkish, at 0200 and 1330 in Greek, and at 0230 and 1400 in Eng., all on 6700 kc. Other xmsns are listed for 0630 in Turkish, 0700 in Eng., and 0730 in Greek in "the 41, 44, and 48 meter bands"; one known frequency is 7275 kc. The latter xmsns may be irregular.

Dominican Republic—*La Voz de la Libertad*, Puerto Plata, 6185 kc., is noted at 1700-1800 with ID's and music. This may be a new station; the last reported outlet on this channel was HI9U, *R. Tropical*.

El Salvador—Station YSS, *Radiodifusora Nacional*, San Salvador, 9555 and 6010 kc., now has a DX program entitled "Reports of the World" on Sundays at 2045 and Mondays at 2000.

England—Here is the complete Eng. schedule for the western hemisphere from London: The General Overseas Service to Canada, U.S.A., and Mexico at 1615-1745 on 17,790 kc., at 1615-1930 on 15,300 kc., at 1800-2145 on 11,780 kc., and at 1900-2145 on 9510 kc.; to the West Indies, Central America, and South America (north of the Amazon, including Peru) at 0600-0615 on 15,410 kc., at 1455-1815 on 17,870 kc., at 1615-1930 on 15,140 kc., at 1745-1930 on 15,070 kc., at 1700-2230 on 11,750 kc., at 1745-2230 on 9580 kc., and at 2045-2230 on 6110 kc.; to South America (south of the Amazon, but excluding Peru) at 1500-1815 on 17,740 kc., at 1500-2230

NEW!

"S" MASTER . . . Miniature S-Meter—highly accurate, only two wires to connect!




\$12.95 (net)

NEW!

"Patch-a-Call"
Automatic, voice operated phone patch!

\$99.95 (net)




Eliminates ignition interference . . . boosts range and performance!

Thousands in use! Prevents receiver jamming from trucks, cars, or other pulse-type electrical noise! No need to suppress your car. Guaranteed. Installs in 20 minutes. \$16.95 (net)

See your distributor, or write to:

BUSINESS RADIO, INC.
P. O. Box 368 • OSSEO, MINN.



CIRCLE NO. 5 ON READER SERVICE PAGE

on 15,260 kc., at 1615-2230 on 12,035 and 9510 kc., and at 1800-2230 on 11,750 kc.; to the Falkland Islands (Sundays only) at 1700-1745 on 11,955 and 9765 kc.; to N.A. at 0930-1130 on 15,300 kc. There is also a special Eng. xmsn to the Caribbean area at 1730-1745 on 17,870, 15,140, and 11,750 kc.

Ethiopia—Station ETLF, *Radio Voice of the Gospel*, Addis Ababa, has been found on 15,185 kc. with Eng. news at 0935; this xmsn is to India and runs from 0900 to 0955. However, Eng. is only scheduled at 0900-0930 on Mondays and Thursdays, while the 0930-0955 portion is listed as being daily. Other Eng. xmsns: at 0330-0425 to W. Africa on 11,755 kc. (or 11,745 kc. as an alternate); at

SHORT-WAVE CONTRIBUTORS

Francis Welch, Jr. (WPEICRV), Rochdale, Mass.
 Joe DiLeo (WPEIQV), Waterbury, Conn.
 Stephen Berlinski (WPEITF), Bridgeport, Conn.
 Edward Zebrowski (WPEITG), Holyoke, Mass.
 Bill Smith (WPEIFZ), Uxbridge, Mass.
 Irwin Belofsky (WPEBYZ), Brooklyn, N. Y.
 Gerry Klinck (WPEFAH), Buffalo, N. Y.
 John Weinstein (WPEZLR), Deal, N. J.
 William Graham (WPEZLM), Binghamton, N. Y.
 Bill Merrill (WPEZLOM), Bronxville, N. Y.
 John Wilson (WPEZNB), Wilmington, Del.
 Grady Ferguson (WPEZBC), Charlotte, N. C.
 John Brunst (WPEZBO), Neptune Beach, Fla.
 Curt Cochran (WPEZHDV), Kingston, Tenn.
 Bobby Conder (WPEZHOT), Winston-Salem, N. C.
 Jack Keene (WPEZBMP), Houston, Texas
 Tim Towery (WPEZDR1), Port Arthur, Texas
 Hubert Beavers (WPEZDWC), Albuquerque, N. M.
 Walter Home, II (WPEZDZC), San Francisco, Calif.
 Dan Schonberg (WPEZFWH), Shaker Heights, Ohio
 Glenn Borden (WPEZHQI), Cleveland, Ohio
 James Dell (WPEZSHY), Dayton, Ohio
 Philip Cutler (WPEZEFL), Barrington, Ill.
 Joe Larson (WPEZEPO), Rothschild, Wis.
 John Beaver, Sr. (WPEZAE), Pueblo, Colo.
 Jim Martin (WPEZDJO), Minneapolis, Minn.
 Jack Perolo (PYZPEIC), Sao Paulo, Brazil
 Fred Parsons (WPEZPEZI), Welland, Ont., Canada
 Marshall Rowley (VEZPE7S), Vancouver, B. C., Canada
 Grant Cooper (VPOPEIG), Smith's Parish, Bermuda
 Jack Alexander, Jr., Huntington Beach, Calif.
 George Bennett, Anderson, Ind.
 Bernard Greene, Brooklyn, N. Y.
 David McBrayer, Hayward, Calif.
 Joe Piechuta, Meriden, Conn.
 Michael Poore, Washington, D. C.
 Albert Sauerbier, Washington, N. J.
 Alan Schneider, APO, New York, N. Y.
 Station ETLF, Addis Ababa, Ethiopia
Radio Television Francaise, Paris, France
 Station Japan, Tokyo, Japan
Sweden Calling DX'ers, Stockholm, Sweden

1430-1500 to "nearby areas" on 7165 kc.; and at 1400-1425 to S. Africa on 9705 kc.

R. Addis Ababa is noted in the Home Service on 5055 kc. with s/on at 2230 in Amharic. After an ID at 2328, the program is in Somali.

France—The latest schedule from Paris shows just two Eng. xmsns: at 0245-0300 with French lessons to Spain, Portugal, and England on 7160 kc.; and at 0800-0900 to the Far East on 15,245, 17,765, and 21,620 kc.

Haiti—Station 4VEH, Cape Haitien, is on the air at 0530-0630 in Spanish, at 0630-1000 in Eng., and at 1200-1400 in French and Creole; all daily. There are additional broadcasts on Sundays at 1400-1600 in Eng. and at 1800-2030 in French and Creole. The



NEED A 110 V. A.C. OUTLET? IN CAR, BOAT, TRUCK, YOU HAVE IT, WITH A

terado POWER INVERTER

Actually gives you 110 volt, 60 cycle A.C. from your 6 or 12 volt D.C. battery! Plug inverter into cigarette lighter, and operate lights, electric shavers, record players, tape recorders, electric tools, portable TV, radios, testing equipment, etc. Frequency will not change with change in load or input voltage. Models from 15 to 300 watts, priced as low as **\$12.95** LIST

See Your Electronic Parts Dealer or Jobber, or Write:

terado CORPORATION

1057 RAYMOND AVENUE
ST. PAUL 8, MINNESOTA

In Canada: ATLAS RADIO CORP. LTD. — Toronto, Ont.

CIRCLE NO. 37 ON READER SERVICE PAGE

GET INTO ELECTRONICS

V.T.I. training leads to access as technicians, field engineers, specialists in communications, guided missiles, computers, radar, automation, basic & advanced courses. Electronic Engineering Technology and Electronic Technology curricula both available. Associate degree in 24 months. B.S. obtainable. G.I. approved. Start September, February, Dorms, campus. High school graduate or equivalent. Catalog.

VALPARAISO TECHNICAL INSTITUTE
DEPARTMENT PE, VALPARAISO, INDIANA



BUILD YOUR AMATEUR TRANSMITTER from these easy-to-build kits!



ADVENTURER — 50 watts CW input rugged 807 transmitting tube, instant bandswitching 80 thru 10 meters. Crystal or VFO control, wide range pi-network output.
RANGER II — 75 watts CW, 65 AM. Also serves as RF audio exciter. Self-contained bandswitching 160 thru 6! VFO or crystal control. Timed sequence keying, wide range pi-network output.

Write today — FREE catalog!



E. F. JOHNSON CO.
© 2419 10th S.W., Waseca, Minn.

channels used are 11,835, 9770, 6120, 2450, and 1035 kc.

Japan—Nihon Broadcasting Co. operates as follows: Net I on 3925, 6055, and 9595 kc., all with 50 kw.; Net II on 3945 and 7230 kc., with 10 kw. The s/on is at 1530 daily, with both nets operating in dual to 1800, when they split. Back in dual at 0300, they run together until 1100 s/off. Scheduled in Eng.: Net II at 1815 with a Japanese language lesson; all stations at 0545 with a language lesson, and at 0850 with "English Topics."

Tokyo's General Service in Eng. and Japanese is scheduled as follows: at 1900 and 2000 on 15,105, 15,195, and 15,310 kc.; at 2100, 2200, and 2300 on 15,195, 15,285, and 15,310 kc.; at 0100, 0200, 0300, 0400, 0500, and 0600 on 9505, 15195, and 15,310 kc.; at 0700, 0800, 0900, 1000, 1100, 1200, 1300, and 1400 on 9505, 9740, and 11,815 kc.; at 1500 on 6080, 9505, and 9675 kc.; at 1600 and 1700 on 6080, 9675, and 15,105 kc.; and at 1800 on 15,105, 15,195, and 15,310 kc. Xmsns are 30 minutes long.

Korea (South)—There is now a DX program from Seoul on the last Thursday of each month at 2215-2230 (Wednesday) and at 0545-0600 on 9640 kc.; at 0245-0300 on 11,925 kc.; and at 0915-0930 on 11,950 kc.

Lebanon—Beirut is now scheduled at 1330-1530 to Africa on 15,380 kc. (Eng. at 1330); at 1800-2000 to South America on 11,900 kc.; and at 2030-2300 to N.A. on 9625 kc. (Eng. at 2130). Omnidirectional xmsns are broadcast at 2300-0230 and 1115-1330 on 5980 kc. and at 0430-1100 on 9545 kc.

Malawi—Malawi Broadcasting Corp. transmits in Eng., Nyanja, and Tumbuka daily at 2300-0100 and 0500-1500 on 3955 kc. from Mikuyu (formerly Zomba). Reports go to P. O. Box 453, Blantyre, Malawi.

Netherlands Antilles—Station PJA6, R. Victoria, Aruba, is reportedly operating once again on 905 kc. This station had moved to 900 kc. after being widely reported evenings in N.A. on 905 kc. The move back to 905 kc. is unconfirmed but well worth checking. English may be heard at 1745-1915.

New Caledonia—R. Noumea, 7170 kc., is noted along the West Coast from 0230 to 0320 with pop music, commercials, French news, and an excellent signal.

Paraguay—Station ZPA11, R. Caritas, Asuncion, has returned to the air on 6112 kc. with varied programming, in Spanish. It is heard best from about 1900 to 2000 and, at times, as early as 1700.

DX States Awards Presented

To be eligible for one of the DX States Awards designed for WPE Monitor Certificate holders, you must have verified stations (any frequency or service) in 20, 30, 40, or 50 different states in the U. S. The following DX'ers have qualified for and received the 20 States Verified Award.

Twenty States Verified

Tim Vorel (WPE9FIB), Westchester, Ill.
Joseph Sabo (WPE7BTZ), Seattle, Wash.
Michael R. Fletcher (WPE4DPS), Waco, Texas
Jack Dardes (WPE3EGL), Titusville, Pa.
Robert Coleman (WPE4FXO), Atlanta, Ga.
Beverly Davis (WPE1EVL), Dalton, Mass.
Jack Palladay (WPE9EOE), Indianapolis, Ind.
Daniel Miller (WPE4DAG), Covington, Ky.
Robert Weisz (WPE2IKF), Huntington Station, N.Y.
Richard Armstrong (WPE9EHW), Jacksonville, Ill.
John Geery (WPE2ESZ), Rochester, N. Y.
Leonard Thomas, Jr. (WPE0AZD), St. Louis, Mo.
Tor Kovacs (WPE9GTJ), Jacksonville, Ill.
Bruce Creighton (WPE5DFX), New Orleans, La.
Carl Luckett (WPE0DVN), Overland, Mo.
Bill Tomkiewicz, Jr. (WPE2FZJ), Elizabeth, N. J.
Kenneth Butler (WPE8GDG), Elkins, W. Va.
John McDonald (WPE0AQE), Kansas City, Mo.
Robert Lindsey (WPE8FCM), Marietta, Ohio
John Long (WPE3DYU), Lebanon, Pa.
William Ruland (WPE2HHU), Mattituck, N. Y.
Edward Semrad (WPE9GTP), Milwaukee, Wis.
Barry Bauer (WPE8FUO), Cleveland, Ohio
John Draut (WPE2JVI), New York, N. Y.
Joseph Mead (WPE2CNQ), North Arlington, N. J.
George Molnar, Jr. (WPE2KHZ), Buffalo, N. Y.
Richard Desharnais (WPE1FGI), Dracut, Mass.
Robert Wilson (WPE2LMM), Flushing, N. Y.
Dennis Kitchin (WPE3EKQ), King of Prussia, Pa.
Ronald Hebard (WPE5DMR), Tulsa, Okla.
Gregg Calkin (VE1PE3L), St. John, N. B., Canada
Walter Pyne (WPE3ETH), Hagerstown, Md.
Thomas Kuckertz (WPE9EID), Chicago, Ill.
Ronald Koch (WPE9GJS), Skokie, Ill.
Mike Betz (WPE8GDY), Marion, Ohio
Michael Vanek (WPE2KFA), Binghamton, N. Y.
Junior Dean (WPE5DEL), Amory, Miss.

Mike Mallory (WPE9FJC), Granite City, Ill.
Edward Peters (VE4PE4X), Winnipeg, Man., Canada
Robert Jackson (WPE4HCF), Maysville, Ky.
Fred Eichler (WPE2IWF), Douglaston, N. Y.
Eugene Bond, Jr. (WPE2JHW), Moorestown, N. J.
William Lee (WPE3FGU), Bethlehem, Pa.
Ronald Valastin (WPE2KTJ), New Hyde Park, N. Y.
Charles Dobbins, Jr. (WPE8BEV), Detroit, Mich.
David Garvey, Sr. (WPE8GVB), Grand Rapids, Mich.
Richard Farrell (WPE4HLL), Clearwater, Fla.
John Schnell (WPE9GLS), West Bend, Wis.
Hector Otero (WPE9DTB), Oak Park, Ill.
Jim Schroeder (WPE0DYP), Waverly, Iowa
A. A. Jinkinson (VE3PE1WO), Toronto, Ont., Canada
Roger Franz (WPE0DZE), Omaha, Nebr.
Robert Crowell (WPE4HKO), Fort Walton Beach, Fla.
Hieronim Ziarkowski (WPE2KQY), Holmes, N. Y.
Brian Rogers (WPE8ARB), Allen Park, Mich.
Edward Mohrman (WPE9FRF), Chicago, Ill.
Donald Lee (WPE3EYB), Lebanon, Pa.
Stuart Hecht (WPE4HKV), Jacksonville, Fla.
Jimmy Turnbull (VE2PE1GS), Town of Mount Royal, Que., Canada
Bobby Scott (WPE4HHX), Kingsport, Tenn.
Lloyd Gosa (WPE4FYP), Americus, Ga.
Richard Moore (WPE3CGR), Wilmington, Del.
Joan Van Boven (WPE8HNC), Kalamazoo, Mich.
Bruce Scott (WPE2HYD), Orchard Park, N. Y.
Gerry Klinck (WPE2FAH), Buffalo, N. Y.
Roger Leclerc (VE3PE1RY), Chalk River, Ont., Canada
Richard Hansen (WPE6FJO), Santa Clara, Calif.
Wayne Zessin (WPE9FTW), Chicago, Ill.

Peru—Station OAX80, *R. Amazonas*, Iquitos, is heard on 9770 kc. from 2045 to 2110 with music and from 2230 with "Musica Bailables," in Spanish. Station OAX8V, *R. Eco*, Iquitos, has returned to the air on 5010 kc. after an absence of some months; best reception is generally from 2230 to 2330, when Spanish vocals and language are heard.

Poland—Warsaw has Eng. to Africa at 0700-0730 and 0800-0830 on 7125, 11,840, and 15,120 kc.; at 1400-1430 on 9525 and 9540 kc.;

Beacon Stations

This is a continuation of the list of beacon stations that was started last month. With careful tuning and patience, you may be able to log a number of these stations. For the most part, they are low-powered and do not operate continuously. They identify in slow-speed Morse code by call-sign. Unless otherwise noted, the stations listed this month, by frequency in kilocycles, are located in Colombia, S. A. More next month.

- 1602 LGM, Leguizano, 1000 watts
- 1608 EPO, El Paso, 1000 watts
- 1610 CTG, Cartagena
- 1618 LMM, Los Mochis, 1200 watts
- 1620 EBG, El Bagre, 400 watts
- 1625 CDT, Condoto, 50 watts
- 1650 CLO, Cali
- 1655 CUC, Cucuta, 750 watts
- 1665 CIO, Cicuco, 250 watts
- 1670 CZU, Corozal, 400 watts
- 1685 DRC, Dos Rios, 1000 watts
- 1690 MDE, Medellin, 1000 watts
- 1705 AFI, Amalfi, 400 watts
- 1710 BUN, Buenaventura, 1000 watts
- IQQ, Iquique, Chile, 100 watts
- 1745 CGW, Cartago, 1000 watts

and at 1700-1730 on 7125, 9525, 9760, 11,840, and 15,120 kc.

Senegal—*R. Senegal* verified a report on 764 kc. with a folder which stated that the 764-kc. outlet was rated at 200 kw. Operations were listed at 0300-1300 on 9720, 5960, and 1538 kc. and at "other hours" (not specified) on 9720, 4950, 4890, 1538, and 764 kc. The 9720-kc. outlet is heard in French with U.S. pop tunes from 1840; a newscast in French is given at 1854, and s/off is at 1858.

Vatican City—*Vatican Radio*. 9705 kc., was noted at 2000 s/off giving a list of frequencies; 9705 kc. was not listed.

Vietnam—The *Voice of Vietnam*, in its newest program schedule, lists Eng. at 2000-2100, 2345-0000, 0500-0530, 0830-0900, 1030-1100, and 0600-0630, all on 11,840 and 9840 kc.

Yemen—This country is reported to be constructing a 5000-watt station which will transmit in Eng. and French in the 41-meter band. No other details are available.

International Waters—*R. Atlanta*, aboard the motor ship "Mi Amigo," is located off Frinton-On-Sea, England, and operates on 1493 kc. at 0000-1400. Reports go to 47 Dean St., London W 1.

MICRO

ELECTRON TUBE CO.

P.O. Box 55, Park Station
Paterson 3, New Jersey

37¢

\$35

PER HUNDRED ASSTD

Fabulous Low Prices!
Large Select Stocks!
Dependable, Fast Service!

SEND FOR FREE COMPLETE LIST OF TUBES

OZ4	4B7Z	6BC5	12A8	25Z5
1A7GT	5A58	6BC8	12A05	25Z6
1B3GT	5A78	6BD6	12A16	26
1H4G	5A9H	6C4	12A17	35A5
1H5GT	5A9H	6C5	12A18	35B5
1L3	5A94	6C6	12A17	35C5
1L9	5BK7	6CB6	12A16	35GGT
1N5GT	5J5	6CD6G	12A17	35W4
1Q5GT	5T8	7A1	12A1GT	35Y4
	5U4G	7A5	12A17	35Z5GT
	5U5	7A6		37
2A1		7A7	6BG6G	38 44
2AF4		7A8	19J6	42
3BC5	6A7	7B1	19T8	43
3BN6	6A8	7B4	24A	45
3BZ6	6A8A	7B5	24A5	50A5
3CB6	6AL7	7B6	25BQ6	78
3CF6	6AT4	7B7	25DN6	80
3CS6	6BR	7B8	25L6GT	84/6Z4
3LF4	6BA6	7C4	25W4G	11Z3

• All tubes lab-tested for mutual conductance, life test. • Guar. FREE 1 yr replacement any tube failing under all operating cond. • Adv. tubes not necessarily new; may be elec. perf. fact. seconds or used—clearly marked.

POSTAGE PAID. Send 35c handg. for orders under \$5. 25¢ dep. C.O.D.'s. Send approx. post. on Can. & foreign orders.

CIRCLE NO. 21 ON READER SERVICE PAGE



Ersin Multicore

5-CORE SOLDER

WETS FASTER - MELTS FASTER
SOLDERS BETTER!

MULTICORE SALES CORP. • PORT WASHINGTON, N.Y.

ELECTRONICS

COYNE ELECTRONICS INSTITUTE

A quarter million dollars worth of equipment. Non-Profit Institute—Est. 1899. Courses: Electronics • Electricity • TV-Radio • F.C.C. • Electronics Engineering Technology. Mail coupon or write for FREE BOOK, "Your Opportunities in Electronics." No Salesman will call.

COYNE ELECTRONICS INSTITUTE Educ. Serv. Dept. 64-M
1501 W. Congress Parkway, Chicago, Ill. 60607

NAME _____ PHONE _____

ADDRESS _____ AGE _____

CITY _____ STATE _____

POPULAR ELECTRONICS

September 1964

ADVERTISERS INDEX

READER SERVICE NO.	ADVERTISER	PAGE NO.
1	Allied Radio American Institute of Engineering & Technology	60, 61, 62, 63, 102
2	Bailey Institute of Technology	26
3	Britannica Schools	30
4	Browning Laboratories, Inc.	100
5	Business Radio, Inc.	112
6	Cadre Industries Corp. Capitol Radio Engineering Institute, The Cleveland Institute of Electronics	10, 11, 34, 35, 36, 37, 102
7	Conar	30, 93
8	Concord Electronics Corporation	4
9	Cornell Electronics Co.	96
10	Cousino Electronics Corp. Coyne Electronics Institute DeVry Technical Institute	28, 115, 9
11	EICO Electronic Instrument Co., Inc.	40
13	Edmund Scientific Co.	38
14	Electropac Inc.	7
15	Hallcrafters	94
16	Heath Company	29, 31, 33
42	Hy-Gain Antenna Products Corp.	12
17	International Crystal Manufacturing Co., Inc.	5
18	Johnson Company, E.F. Johnson Company, E.F.	22, 113
19	Kuhn Electronics Inc.	38
20	Lafayette Radio Electronics	16, 17, 18, 19, 20, 21
21	Micro Electron Tube Co.	115
22	Milwaukee School of Engineering	111
23	Multi-Elmac Company Multicore Sales Corp.	28, 115
24	Nation-Wide Tube Co. National Radio Institute National Technical Schools	112, 2ND COVER, 1, 94, 86, 87, 88, 89
27	North American Philips Company, Inc. Northridge College of Science & Engineering Peterson Publishing Co.	32, 101, 102
28	Philco Technological Center	95
29	Progressive "Edu-Kits" Inc.	99
30	RCA Electronic Components and Devices RCA Institutes, Inc.	13, 104, 105, 106, 107
31	Radio Shack	3
32	Raytheon Company	FOURTH COVER
33	Regency Electronics, Inc.	THIRD COVER
34	Sams & Co., Inc., Howard W.	14
35	Scott Inc., H.H.	97
36	Sonar Radio Corporation	103
41	Switchcraft, Inc.	101
43	Telex/Acoustic Products	110
37	Terado Company	113
38	Tram Electronics, Inc. Tri-State College	6, 101
39	Turner Microphone Company, The	109
45	University Loudspeakers, Inc. Valparaiso Technical Institute	98, 113
40	Viking of Minneapolis, Inc.	8
44	Wiley & Sons, Inc., John	110

CLASSIFIED ADVERTISING 118, 119, 120, 121, 122

Tune In on Air Traffic

(Continued from page 59)

ing of 40° or northeast). Once you get the hang of it, it's easy to understand.

When a pilot asks for an *altimeter reading*, he means that he wants the current barometric pressure at the airport so he can set his altimeter for that pressure. As air pressure varies with the weather, it changes the reading of an altimeter, which depends on outside air pressure for its operation. The control tower will respond with the current barometric pressure at the airport (such as 29.95—meaning 29.95 inches of mercury in a mercurial barometer). When the pilot sets his altimeter according to this pressure reading on the ground, the instrument will give a direct reading, on its altitude scale, of his height above sea level.

More Information. If you get one of the navigation charts used by the pilots, your enjoyment of your aircraft receiver will be increased even more. On the chart, you will see airports and designations for all the radio facilities and nav-aids used by pilots as well as familiar landmarks which are often referred to by the pilots in giving their position reports.

These maps are called "sectional charts" and can be obtained for 30 cents each from your local airport office or from the U. S. Coast and Geodetic Survey in Washington, D. C. At first glance, they seem complicated, but all the map symbols are clearly explained on the back of each chart. After you've obtained one for your area and studied it carefully, you'll have a much greater appreciation of the work done by pilots, and a better understanding of all the things you hear on your aircraft receiver.


For a complete city-by-city listing of the major airport tower and navaid frequencies, see the November, 1962, issue of POPULAR ELECTRONICS, pages 42-43. If you would like to build your own airport eavesdropper, you'll find construction details for a comparatively simple but sensitive "VHF Listener" in the March, 1964, issue.

-30-

18

TOOLS IN ONE!

FOR HOME · CAR · SHOP · HOBBIES · SPORTS



3-way ratchet handle
regular screwdriver
recessed-head screwdriver
straight socket adapter
offset socket adapter
1/8" to 1/2" hex
and square sockets.

**RATCHET
ACTION**

SOCKETOOL

**BY
SHELTON**

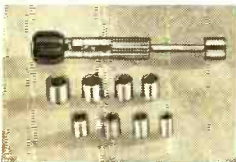
Features fast action speedy 3-way ratchet handle that operates in either direction or locks. Tempered steel-alloy screwdriver blades; 8 durable sockets. Does the work of 18 tools, yet fits in a 5 1/2" x 4 1/4" case. Indispensable for handyman, hobbyists or craftsman!

Handles popular sizes of nuts, bolts and screws with slotted, recessed, square or hex heads!


ONLY \$2.95 complete with case

SOCKETOOL'S versatility gives unlimited uses!

Attractively packed in gift sleeve upon request.



8 straight wrenches



8 offset wrenches



1 recessed-head screwdriver



1 regular screwdriver

MAIL COUPON TODAY!

Consumer Service Company
589 Broadway
New York 12, N. Y.

PE-94

Please send me _____ SOCKETOOL sets at \$2.95 each. (N.Y.C. residents please add 4% Sales Tax).

My check (or money order) for _____ is enclosed. I understand that you will pay the postage.

Check here for gift sleeve packing.

NAME _____

ADDRESS _____

CITY _____ ZONE _____ STATE _____

(SORRY—No Charges or C.O.D. Orders).

CLASSIFIED MARKET PLACE

COMMERCIAL RATE: For firms or individuals offering commercial products or services. 75¢ per word (including name and address). Minimum order \$7.50. Payment must accompany copy except when ads are placed by accredited advertising agencies. Frequency discount: 5% for 6 months; 10% for 12 months paid in advance.

READER RATE: For individuals with a personal item to buy or sell. 45¢ per word (including name and address). No Minimum! Payment must accompany copy.

FOR SALE

FREE! Giant bargain catalog on transistors, diodes, rectifiers, components. Poly Paks, P.O. Box 942, Lynnfield, Mass.

GOVERNMENT Surplus Receivers, Transmitters, Snooper scopes, Parabolic Reflectors, Picture Catalog 10¢. Meshna, Nahant, Mass.

14 Weather Instrument Plans \$1.00. Saco, Box 2513B, South Bend, Indiana.

TRANS-NITION electronic ignition parts kit. Negative ground \$20.00. Coil, Manual special \$8.50. Manual \$2.00. Anderson Engineering, Wrentham, Massachusetts.

DIAGRAMS for repairing Radios \$1.00. Television \$2.50. Give make model. Diagram Service, Box 1151 PE, Manchester, Connecticut 06042.

ROCKETS: Ideal for miniature transmitter tests. New illustrated catalog, 25¢. Single and multistage kits, cones, engines, launchers, trackers, technical information, etc. Fast service. Estes Industries, Penrose 18, Colorado.

CB WPE QSL Cards, Samples Free. Radio Press, Box 24, Pittstown, New Jersey.

"SPECIAL! WPE.SWL-CB-QSL cards, 3 colors, \$2.50 per 100—Free Samples, Garth, Jutland, New Jersey."

TRANSISTORIZED Products Importers catalog, \$1.00. Intercontinental, CPO 1717, Tokyo, Japan.

CANADIANS—GIANT Surplus Bargain Packed Catalogs. Electronics, Hi-Fi, Shortwave, Amateur, Citizens Radio. Rush \$1.00 (Refunded). ETCO, Dept Z., Box 741, Montreal, CANADA.

SENSITIVE, Reliable Switches for Alarms. Remote Control. Temperature, etc. DODSON'S, 206 E. Main, Post, Texas.

WPE-CB-QSL cards—Brownie-W3CJ1—3111A Lehigh. Allentown, Pa. 18103. Catalogue with samples 25¢.

INVESTIGATORS, free brochure, latest subminiature electronic surveillance equipment. Ace Electronics, 11500-L NW 7th Ave., Miami 50, Fla.

BUY direct from the manufacturer and save! Test instruments, cabinets, radios. Free catalog. Tattershall Manufacturing Co., Hamilton, Mo.

RECEIVE telephone calls in your car. 30 mile range. No FCC approval necessary. Easily built for few dollars. Attaches to car radio antenna. Plans \$2.00. Deeco, Box 7263-AD, Houston 8, Texas.

\$100.00 WEEKLY Spare Time Selling Banshee TS-30 Transistor ignition systems and coils. Big demand. Free money making brochure. Slep Electronics, Drawer 178ZD, Ellenton, Florida 33532.

TRANSISTOR ignition described June and October Popular Electronics, "Operation Pickup." Complete kit finest components quickly assembled. Guaranteed. Negative ground kits \$14.95 Postpaid. Positive ground \$19.95 Postpaid. Specify 6 or 12 volt when ordering. Electromart, 1616 S. 81st St., Milwaukee, Wis.

GENERAL INFORMATION: First word in all ads set in bold caps at no extra charge. Additional words may be set in bold caps at 10¢ extra per word. All copy subject to publisher's approval. Closing Date: 5th of the 2nd preceding month (for example, March issue closes January 5th). Send order and remittance to: Martin Lincoln, POPULAR ELECTRONICS, One Park Avenue, New York, New York 10016.

CONVERT any television to sensitive, big-screen oscilloscope. Only minor changes required. No electronic experience necessary. Illustrated plans, \$2.00. Relco Industries, Box 10563, Houston 18, Texas.

IGNITION! Transistor. Coil, ballast \$7.95. Free Parts Lists. Transfire, Carlisle 40, Mass.

COMPLETE KNIFE catalog 25¢. Hunting, Pocket, Utility. Heartstone, Dept. ZD, Seneca Falls, New York 13148.

PRINTED CIRCUIT BOARDS. Hams, Experimenters. Catalog 10¢. P/M Electronics, Box 6288, Seattle, Wash. 98188.

MEN ONLY—Surprise Package \$1.00. Enterprises, Box 266-D, Spring Valley, New York 10977.

FREE Catalog, Electronic Parts Bargains. Franklin Electronics, Box 51a, Brentwood, N.Y. 11717.

TV CAMERAS, transmitters, converters, etc. Lowest factory prices. Catalog 10¢. Vanguard, 190-48 99th Ave., Hollis, N.Y. 11423.

HEAR AIRCRAFT, TOWER EMERGENCIES, WEATHER! POCKET, TRANSISTORIZED VHF RECEIVER \$9.95 POSTPAID. FREE DETAILS. TRANSCO, BOX 13482 NORTH COUNTY STATION, ST. LOUIS 38, MO.

CB QSL-WPE-SWL Cards—Attractive 2 colors, glossy white. Biggest selection of novelties. Call record books. Plastic card holders, Warning, Gag, Call letter signs, Decals, Identification badges, etc. NEW CATALOG No. 106 FREE! WOODY, 2611 Shenandoah, St. Louis, Mo. 63104.

TRANSISTORS, SCR's, diodes, Nickel Cadmium batteries, meters, crystals, Components. Quality Guaranteed. Send 10¢ for Catalog. Electronic Components Co., P. O. Box 2902A, Baton Rouge, La. 70821.

CBers; Measure output power. WATTMETERS, 10 watts, Accurate, \$9.95, Postage. INDELEC, 4308 Alameda, Houston, Texas.

SUPERSENSITIVE Transistor treasure, coin detectors. Kits, assembled models. \$19.95 up. Free catalog. Relco-A33, Box 10563, Houston 18, Texas.

CALL-Sign Decals. Gold 3x1¼" Individual Characters. Your Amateur. CB. Or SWL Call-sign—\$1.00. Nordlund, 7635 West Irving Park, Chicago, Ill. 60634.

CB—QSL Cards—Now in full color! Samples 25¢. FREE 10 Code. Dick Stauffer, 19QA0625, Gladwin, Mich. 48624.

RAY GUN—Want to build a Laser? Shoots a coherent beam of light, burns anything in its path. Complete blueprints and directions. \$9.95 ppd. Exacto Supply Co., 109½ W. 5th, Pittsburg, Kansas.

AIR-MAILED DIRECT FROM BRITAIN. Guaranteed brand-new Lustraphone Line Impedance Moving-Coil Hand/Desk Microphones. Sensitivity—75 dbm. \$7.00 c.w.o. Andrew Merryfield Ltd., 29/31 Wright's Lane, London, W.8., England.

20,000 OHMS/VOLT New Multimeter Portable W/Leads, Leather case, \$10.95. Mercury Wetted Relays SPDT 5AMP Contacts two for \$5. Prices Postpaid Guaranteed. Fertik's, 9th Tioga, Phila. Pa. 19140 Surplus List 10¢.

COLOR TV. Convert your black and white TV to color. Completely Electronic. No Mechanical Gadgets. Costs about \$35. Construction Details \$4.75. Don Britton Enterprises, 7906 Santa Monica Blvd., Hollywood 46, Calif.

10 DISTANCE Crystal set plans—25¢; 20 different—50¢. Includes Transistor experiments, catalog. Laboratories, 1131-L Valota, Redwood City, Calif.

1000 PERSONALIZED Labels, 75¢, 3 Groups \$1.50. Rubber Stamp, 3 lines 75¢. 6415 Sycamore Meadows, Malibu, Calif.

TELEPHONE EXTENSION IN YOUR CAR. Answer your home telephone by radio from your car. Complete diagrams and instructions \$3.00. Don Britton Enterprises, 7906 Santa Monica Blvd., Hollywood 46, Calif.

RECORD TV Programs at home. Easy to construct. Watch your favorite TV Shows whenever you wish. Complete Construction Details \$4.75. Don Britton Enterprises, 7906 Santa Monica Blvd., Hollywood 46, Calif.

SPEAKERPHONE. Bell System Type. Amplifies in both directions. Will not squeal. Plans \$4.75. Don Britton Enterprises, 7906 Santa Monica Blvd., Hollywood 46, Calif.

TAIL TRANSMITTER. TINY Transistorized Transmitter for the Private Eye. Signals its location for miles. Construction Details \$4.75. Don Britton Enterprises, 7906 Santa Monica Blvd., Hollywood 46, Calif.

TV CAMERA. Build for less than \$50. Construction details \$4.75. Don Britton Enterprises, 7906 Santa Monica Blvd., Hollywood 46, Calif.

ANSAPHONE. Automatic Telephone Answering Machine delivers and takes messages. Build for under \$40. Plans \$4.75. Don Britton Enterprises, 7906 Santa Monica Blvd., Hollywood 46, Calif.

POLICE RADAR DETECTOR plus legal Jammer. Stop before Radar Speed Traps. Build for less than \$10; used with Car Radio. Complete Construction Details \$3.00. Don Britton Enterprises, 7906 Santa Monica Blvd., Hollywood 46, Calif.

ULTRASONIC DISHWASHER. Cleans in seconds. Build for \$40.00. Plans \$4.75. Don Britton Enterprises, 7906 Santa Monica Blvd., Hollywood 46, Calif.

ANTI-COLLISION SONAR for Automobile. Warns of impending danger. Build for less than \$50. Plans \$4.75. Don Britton Enterprises 7906 Santa Monica Blvd., Hollywood 46, Calif.

ELECTRONIC TRANQUILIZER. Works better than a Milltown. Build for under \$25.00. Plans \$4.75. Don Britton Enterprises, 7906 Santa Monica Blvd., Hollywood 46, Calif.

BUY APPLIANCES, CAMERAS, WATCHES, ETC. at factory prices plus as little as 7½%. Free details! Cam Company, 436 PH Bloomfield Ave., Verona, N.J.

WEBBER Labs. Transistorized converter kit \$5.00. Two models using car radio 30-50Mc or 100-20Mc, one Mc spread. Easily constructed. Webber, 40 Morris, Lynn, Mass.

SIMPLEX transistor system described February Popular Electronics. Complete kit quality components, \$15.00 Postpaid. Electromart, 1616 South 81st St., Milwaukee, Wisconsin 53214.

CB-WPE-QSL'S. Humorous—Regular. Catalogue—samples 25¢ (refundable). KCJ-1955, Lile Guill, Rustburg, Va.

ELECTRIC Fun 200 experiments \$1.00. Exciting, Educational. Cutziff, 7 Valley View Road, Orinda, Calif. 94563.

ROBOT Light seeker, Locks on and tracks light sources just like radar. Complete Plans, Schematics, Photographs. \$3.00. Beck, 777 Ruth Drive, Newbury Park, Calif.

110VAC 60cy from car generator. Powers lights, refrigerator, transmitter, receiver etc. Simple, easy to convert. Plans \$2.00. Tedco, P.O. Box 12098, Houston, Texas 77017.

JAPANESE ELECTRONICS PRODUCTS. Import them yourself. Addresses of 200 Japanese electronics manufacturers and their products. \$2.00. Ultratronics, Box 471, Clovis, Calif.

USED Amateur and Electronic Equipment for Sale or Trade. Send 10¢ for List. Belvidere, Box 1103, New Britain, Conn.

QSL'S. Christmas designs and regulars. Catalogue—samples 10¢. Longbrook, Box 393-Y, Quakertown, N.J.

CAMERA, Transistorized Products, others, Catalogue \$1.00. Gitai Shibamuro No. 10, Sendamachi, Koto-Ku, Tokyo, Japan.

PLASTIC Sign—Your Ham, CB call. For automobile, shack. \$1.00. Pugh's, E. 12523 16th, Spokane, Wash. 99216.

INVISIBLE beam transistorized burglar alarm. Complete Plans—\$2.00. Beck, 777 Ruth Drive, Newbury Park, Calif.

TV CAMERA under \$40.00—Completely transistorized space age flying spot scanner—Schematics, Photographs, Plans—\$3.00. Transistorized shocking cane—simple complete schematic—Plans—\$1.00. Beck, 777 Ruth Drive, Newbury Park, Calif.

TELEPHONE Voice Switch: (LS-500). Actuates automatically and unattended any tape or wire recorder. Pictorial installation instructions included. \$23.75. Post Paid USA, WJS Electronics, 1525 No. Hudson, Hollywood, Calif. 90028.

400:1 Transistor Ignition Coils. \$6.97 each. Send for free list of other parts. Fightmaster Distributors, 3936A Northwest 10th, Oklahoma City, Okla. 73107.

QSL-CB-SWL Cards Printed. Samples 10¢. Martin, 828-B1 Schuylkill Avenue, Reading, Pa. 19601.

JAPAN & Hong Kong Electronics Directory. Products, components, supplies. 50 firms—just \$1.00. Ippano Kaisha Ltd., Box 6266, Spokane, Washington 99207.

FLIP-FLOPS: Transistorized circuit mounted on a printed circuit board with plug in connector. Operation up to 10,000 cps in set-reset or trigger mode. Send for free literature showing circuits for a counter, shift register, and memory. Send \$3.87 to Komtron, Box 275, Little Falls, N.J. 07424.

CRYSTAL RADIO RECEIVER KIT. Great Science Project. All materials and directions. \$3.50. Mac's Tri-Kits, 212 Day Ave., Bakersfield, Calif. 93308.

SILICON POWER RECTIFIERS, Top Hat Diode type. 750 MA.—400 Piv. Tested & Guaranteed. 4 for \$1.00. \$22.50 per 100. Primost Electronics, Box 1339, Merchantville, N.J.

WHOLESALE electronic parts and equipment. Free catalogue. Western Components, P.O. Box 2581, El Cajon, Calif.

CANADIANS FIRST GRADE transistors and components. Free catalogue includes reference data on over 200 transistors. J. & J. Electronics, Box 1437, Winnipeg, Manitoba.

PRINTING

1000 BUSINESS Cards \$3.90. Samples. MTL Printing, Box 947, Chicago 90.

SPORTING GOODS

AMAZING new Tr-Sonic Fish Call. A must for fisherman. Free details. Coffelt Imports, Independence, Oregon.

HIGH FIDELITY

“**LOW,** Low quotes: all components and recorders. HiFi, Roslyn 9, Penna.”

HI-FI Components, Tape Recorders, at guaranteed “We Will Not Be Undersold” prices. 15-day money-back guarantee. Two-year warranty. No Catalog. Quotations Free. Hi-Fidelity Center, 1797 (P) 1st Avenue, New York, N. Y. 10028.

FREE! Send for money saving stereo catalog #P9E and lowest quotations on your individual component, tape recorder, or system requirements. Electronic Values, Inc., 200 W. 20th St., New York, N.Y. 10011.

DOUBLE the BASS OUTPUT of any loudspeaker. Duplicate the quality of very expensive speaker systems, bookshelf or console size. Simplified formulas, charts, trade secrets used by manufacturers. "Designing and Building the Ducted Port Bass Reflex Enclosure." \$3.00. ESW, 1602 Alta, Wichita 16, Kansas.

HAM EQUIPMENT

SUBSCRIBE TO HEED. Buy, Sell, Trade Ham Equipment. 12 issues \$1.00. Sample copy 10¢. . . . WA2NHH, 1225 Hillside Pl., North Bergen, N.J.

CBERS: Speech clipper-filter kit, \$12.49, wired \$14.99. Heathkit transceiver booster, kit \$8.99, wired \$11.99. Antenna bargain list free. Holstrom Associates, Box 8640-E, Sacramento, Calif., 95822.

WANTED

CASH Paid! Unused tubes, electronic equipment. Barry, 512 Broadway, N.Y.C. 12.

QUICKSILVER, Platinum, Silver, Gold. Ores Analyzed. Free Circular. Mercury Terminal, Norwood, Mass.

TUBES

BEFORE You Buy Receiving Tubes, Test Equipment, Hifi Components, Kits, Parts, etc. . . . send for your Giant Free Zalytron Current Catalog, featuring Standard Brand Tubes: RCA, GE, etc.—all Brand new Premium Quality Individually Boxed. One Year Guarantee—all at Biggest Discounts in America! We serve professional servicemen, hobbyists, experimenters, engineers, technicians. Why Pay More? Zalytron Tube Corp., 469-E Jericho Turnpike, Mineola, N. Y.

TUBE Headquarters of the World! Free Catalog (tubes, electronic equipment) write! Barry, 512 Broadway, N.Y.C. 12.

BRAND New Tubes. World's lowest prices on Radio, TV—industrial—special purpose tubes. Write for free parts catalog. United Radio, Newark, N.J.

7" TV test tube—\$6.99. Tubes—6146—\$2.95; 6211 (12AU7 equiv.) 39¢, 3 for \$1. Germanium diodes, tested, equiv. 1N34, 1N60 etc., 30 for \$1. Tophat silicon rectifiers, 750 MA—1000 piv 75¢. Transistors, tubes, resistors, condensers etc., bargain priced. Free catalog. Arcturus Electronics, Dept. ZD, 502-22nd St., Union City, N.J. 07087.

RADIO & T.V. Tubes—33¢ each. Send for free list. Cornell, 4213 University, San Diego, California 92105.

ELECTRONICS

HEAR Aircraft. Tower Emergencies, weather. Portable 9 Transistor AM-FM-VHF Aircraft receiver. Beautiful Black with Gold Trim. \$26.50. Free Details. Transco, Box 13482, North County Station, St. Louis 38, Mo.

TAPE AND RECORDERS

TAPE Recorders, Hi-Fi, components, Sleep Learning Equipment, tapes. Unusual Values Free Catalog. Dressner, 1523PE, Jericho Turnpike, New Hyde Park 11, N. Y.

SAVE 30-60% Stereo music on tape. Free bargain catalog/blank tape/recorders/Norelco speakers. Saxitone, 1776 Columbia Road, Washington, D. C.

RENT Stereo Tapes—over 2,500 different—all major labels—free brochure. Stereo—Parti, 1616-PE Terrace Way, Santa Rosa, California.

TAPEMATES MAKES AVAILABLE TO YOU—ALL 4-TRACK STEREO TAPES—ALL LABELS—POSTPAID TO YOUR DOOR—AT 40% COMBINED SAVINGS. FOR FREE BROCHURE WRITE TAPEMATES CLUB, 5280—P. W. PICO BLVD., LOS ANGELES, CALIF. 90019.

WINDSOR Tape Club members HEAR BEFORE THEY BUY. Free "samplers" of new releases. Save on tape purchases—all major labels. Free brochure—Windsor Tape Club, Dept. F, Windsor, Calif.

TAPE RECORDERS & TELEVISION SALE. Latest models, \$10.00 above cost. Arkay Sales, 22-03 Riverside Ave., Medford, Mass. 02155.

BEFORE Renting Stereo Tapes try us. Postpaid both ways—no deposit—immediate delivery. Quality—Dependability—Service—Satisfaction—prevail here. If you've been dissatisfied in the past, your initial order will prove this is no idle boast. Free Catalog. Gold Coast Tape Library, Box 2262, Palm Village Station, Hialeah, Fla.

ADAPTERS. 10½", motor driven, for any recorder \$29.95. 7", replaces smaller reels \$9.95 pair. Guaranteed. Details free. Le Roi Electronics, Marengo, Ill. 60152.

SARKES Tarzian's Galaxie tensilized Mylar: 1800"/1.69, 2400"/2.79, 3600"/3.89. Postpaid. Free all-components, tape catalog. Pofe, 1716-PE Northfield, Muncie, Ind.

FORMULAS AND PLANS

BUILD Yourself! Fantastic 200 MPG Carburetor! V-8, Six, Etc! Patent Drawings, Description, \$5.00. FraDor, Lakeville 5, Indiana 46536.

REPAIRS AND SERVICES

TV Tuners rebuilt and aligned per manufacturers specification. Only \$9.50. Any make UHF or VHF. We ship COD. Ninety day written guarantee. Ship complete with tubes or write for free mailing kit and dealer brochure. JW Electronics, Box 51C, Bloomington, Indiana.

DIAGRAMS: Radio \$1.00. Television \$1.30: Schematic Collector, 618 4th St., Newark, N.J. 07107.

REAL ESTATE

FREE! New Fall-Winter catalog! Top values coast to coast, 25 states! Farms, Ranches, Homes, Businesses, Waterfront, Recreation, Retirement properties. United Farm Agency, 612-B West 47th St., Kansas City, Mo. 64112. PLaza 3-4212.

PATENTS

INVENTIONS; Ideas developed for Cash/Royalty sales. Raymond Lee, 2104G Bush Building, New York City 36.

MUSIC

FOR continuous music without commercials, build a sub carrier adapter for your FM receiver. Standard parts. Text with schematics \$3.00. Wired adapters \$75.00. Music Associated, 65 Glenwood Rd., Upper Montclair, N.J.

INSTRUCTION

LEARN While Asleep, hypnotize with your recorder, phonograph. Astonishing details, sensational catalog free! Sleep-Learning Association, Box 24-ZD, Olympia, Washington.

FCC License in 6 Weeks, First Class Radio telephone. Results Guaranteed. Elkins Radio School, 2603B Inwood, Dallas, Texas.

HIGHLY-EFFECTIVE Home study review for FCC Commercial phone exams. Free Literature! Cook's School of Electronics, Box 10682, Pittsburgh, Pa. 15235 (Established 1945, Jackson, Miss.)

WRITE technical articles. Magazines need your work. Complete course. You actually publish an article before graduation. Write Nelson, 735 SW. Brookwood, Hillsboro, Oreg.

FCC Exams or RM499 Worry You? POSI-CHECK is your answer. 297 FCC Type Questions complete with answers with explanations \$2.98 Postpaid. Posi-Check, P. O. Box 3564, Urbandale Station, Des Moines, Iowa 50322.

NOW Amateur Radio, license correspondence classes! Free details, write Valley Schools, Dept. B-11, Box 608, Aurora, Ill. 60507.

INVENTIONS WANTED

INVENTIONS wanted. Patented; unpatented. Global Marketing Service, 2420-P 77th, Oakland 5, Calif.

INVENTORS. We will develop, help sell your idea or invention, patented or unpatented. Our national manufacturer clients are urgently seeking new items for outright cash sale or royalties. Financial assistance available. 10 years proven performance. For free information, write Dept. 41, Wall Street Invention Brokerage, 79 Wall Street, New York 5, N.Y.

PLATING

ELECTROPLATE Nickel, Silver, Copper or Tin, Kit \$3.95 Postpaid. Gold \$5.45 Details, Miniplating, Middleboro, Mass.

RECORDS

DISCOUNT Records, All Labels—Free Details. Write Cliff House, Box 42P, Utica, N.Y.

GOVERNMENT SURPLUS

JEEPS \$64.50, boats \$6.18, typewriters \$4.15, airplanes, electronics equipment, thousands more in your area, typically at up to 98% savings. Complete directory plus sample Surplus Marketletter \$1.00. Surplus Service, Box 820-J, Holland, Michigan.

"GOVERNMENT SELLS"—Surplus Electronics; Oscilloscopes; Transceivers; Test Equipment; Radar; Walkie-Talkies; Boats; Jeeps; Aircrafts; Misc.—Send For—"U.S. Depot Directory-Procedure"—\$1.00—Service, Box 425 (ZE), Nanuet, N.Y.

CONVERT Inexpensive Surplus BC-659 to CB. Step by step plans \$2.00. Jay's CB Service, P.O. Box 173, Citrus Heights, Calif. 95610.

JEEPS—\$62.50, Transmitters—\$6.18, Typewriters—\$4.15, Walkie-Talkies, Oscilloscopes, Multimeters. Typical Surplus Prices. Exciting Details Free. Enterprises, Box 402-B7, Jamaica 30, N.Y.

FREE "HOW TO BUY GOVERNMENT SURPLUS INFORMATION" with 20 pounds of New Surplus Electronic Equipment. Tubes, Transistors, Motors, Relays and countless other valuable components. \$1,000.00 Government Value for \$4.95. Send \$1.00 Shipped C.O.D. Booklet Only \$.50. Evergreen Electronics, P.O. Box 2233, Everett, Wash. 98202.

GOVERNMENT Surplus. Complete Sales Directory \$1.00. Surplus Publications, Box 45781E, Los Angeles 45, Calif.

PLASTICS

NEW Liquid Casting Plastic, clear, colors, Embed real flowers, butterflies, photos, coins. Send 25¢ for two handbooks, "How to Cast Liquid Plastics" and "How to Earn Extra Money at Home." Castolite, Dept. 108-K, Woodstock, Illinois.

BOOKS

AUTHORS! Learn how to have your book published, promoted, distributed. FREE booklet "ZD," Vantage, 120 West 31 St., New York 1.

GIANSINCERO'S Treasury of Life and Art. \$3.00. Introductory offer \$1.00 (refundable). Bookways, 444-PE, Fort Lee, N.J. 07024.

1,000,000 BOOKS! Bargains! Catalog—dime. Treasure-Site, 6990 Aberdeen, Upper Darby, Pa. 19082.

"HYPNOTIC MASTERY"—SATISFACTION GUARANTEED—\$1.00; Catalog UNUSUAL VALUES—25¢; Originals, Box 423, Great Neck, N.Y.

MAGAZINES

AMERICANS—Subscribe to Canada's Hobby and Service Magazine—"Electron." Exciting Ads, Stimulating articles \$5.00 one year. Box 796, Montreal 3, Canada.

ELECTRONIC magazines—Back issues. Alexander, 45-7th Avenue, Roxboro, Quebec, Canada.

POPULAR ELECTRONICS backdates: sell, buy, trade. A. Landa, Clayton, Ga. 30525.

PERSONALS

INVESTIGATORS, free brochure, latest subminiature electronic surveillance equipment. Ace Electronics, 11500-K NW 7th Ave., Miami 50, Fla.

BORROW \$1,233 AIRMAIL! Repay \$54 for twenty-nine months. State licensed. Postal Finance, Dept. 84-R, Kansas City, Kansas.

"SMOOTH-TALKER." How to dominate others with your tongue. Talk them into anything quick . . . easy! (Adults) \$3.00 Course. Satisfaction or refund. Elton's, Box 18223-PE6, Indianapolis, Indiana 46218.

PHOTOGRAPHY—FILM, EQUIPMENT, SERVICES

MEDICAL Film—Adults Only—"Childbirth"—1 reel 8mm. \$7.50—16mm \$14.95. International-E, Greenvale, L.I., New York.

SCIENCE Bargains—Request Free Giant Catalog "CJ"—148 pages—Astronomical Telescopes, Microscopes, Lenses, Binoculars, Kits, Parts. War surplus bargains. Edmund Scientific Co., Barrington, New Jersey.

BUSINESS OPPORTUNITIES

INVESTIGATE Accidents—Earn \$750 to \$1,000 monthly. Men urgently needed. Car furnished. Business expenses paid. No selling. No college education necessary. Pick own job location. Investigate full time. Or earn \$6.44 hour spare time. Write for Free Literature. No obligation. Universal, CZ-9, 6801 Hillcrest, Dallas 5, Texas.

VENDING Machines—No Selling. Operate a route of coin machines and earn amazing profits. 32-page catalog free. Parkway Machine Corporation, 715PE Ensor Street, Baltimore 2, Md.

ELECTROPLATING Equipment and supplies. All types for home workshops and industrial. Send \$1.00 (refundable) for equipment guide, formulas, operating data, catalog. HBS Equipment Division 90, 3445 Union Pacific Ave., Los Angeles 23, California.

I MADE \$40,000.00 Year by Mailorder! Helped others make money! Start with \$10.00—Free Proof. Torrey, Box 3566-N, Oklahoma City 6, Oklahoma.

AMAZING MAIL ORDER PROFITS using proven methods. Research, 3207-H Southern Hills, Springfield, Mo. 65804.

HOW AND WHERE to Raise Capital. Details Free. Financial, Box 785-H, Springfield, Mo. 65801.

"HOW To Establish Your Own Successful Mail Order Business," new information packed, 24 page booklet free, Direct Mail Guides, Inc., PE-C9, 4227 Herschel Bldg., Dallas, Texas.

FREE REPORT: "609 Unusual, Successful Businesses." Box 122-ZDA, Wheeling, Ill.

HIGH Weekly Earnings! Address—mail letters featuring real merchandise. Get \$10 with every order—keep \$8 profit. Supplies furnished. Free particulars. Modern Merchandising, Box 357, Oceanside, New York.

BUY APPLIANCES, CAMERAS, WATCHES, ETC. at factory prices plus as little as 7½%. Free details! Cam Company, 436PE Bloomfield Ave., Verona, N.J.

ASTOUNDING Profits for Mailorder Beginners. Helping newcomers, our speciality, Carriage House, Box 4108-E, Memphis 4, Tenn.

PIANO Tuning learned quickly at home. Tremendous field! Musical knowledge unnecessary. Information free. Empire School of Piano Tuning. Dept. PE, Box 327, Shendoah Station, Miami, Florida 33145. (Founded 1935.)

FREE Book "990 Successful, Little-Known Businesses." Work home! Plymouth-717J, Brooklyn 4, New York.

MANUFACTURE Polishes, Cleaners, Anything. Formula catalog 10¢. Kemick, Park Ridge, Ill.

"MAILORDER—What makes it tick?" Free Booklet! Methods, 1400-FD, Lafayette Hill, Pa. 19444.

10¢—PREPACKED RACK TOYS—10¢. Are easy to leave in stores on consignment—Guaranteed sale—Free Information. Write Edwards, Dept. HC/94, 188 Walton St. NW, Atlanta, Ga.

EDUCATIONAL OPPORTUNITIES

LEARN While Asleep. Remarkable, Scientific, 92% Effective. Details Free. ASR Foundation, Box 7021, Dept. e.g., Lexington, Kentucky.

MISCELLANEOUS

HYPNOTIZE UNNOTICED! PATENTED new hand device makes you a Hypnotist first day or refund! Hypnotist's Handbook included! \$2.00. Hypnosis Foundation, Box 487, La Mesa 9, California.

NEW Vortex theory for atoms and elementary particles as a unique and satisfactory structural explanation for the entire Periodic Table. Nuclear theory scrutinized and rejected. 1963 edition. 25¢ postpaid. C. F. Krafft, 4809 Columbia Road, Annandale, Virginia, 22003.

SELF-HYPNOSIS in one evening or pay nothing. Full instructions only \$2.00. Elton's, Box 18223-PE3, Indianapolis, Indiana 46218.

HYPNOTIZE secretly, cleverly, one glance . . . or money-back. \$2. Elton's, Box 18223-PE2, Indianapolis, Indiana, 46218.

SPANKEE! New Fashioned Shingle! With old Fashion Results! \$1.00 prepaid. Spankee!, Box 466, Salem, Mass.

"WINEMAKING," "BEER, Aie." Strongest methods. Illustrated. \$2.20. (Supplies, Hydrometer Headquarters.) Eaton Company, 543-C, Hopland, Calif.

PIGEONS Supplies Illustrated Catalog .25. LeBlanc Pigeon Farm, Canton, Maine.

PRINTED, Ruled 4x6 Bristol Index Repair Record Forms. 500-\$9.75. 1000-\$16.50. Mill Print, P. O. Box 143, Dept. 9-C, Dover, N.J. 07801.

STAMMER—Stutter—No More. (Dr. Young.) Write: Gaucho, Box 9309-E8, Chicago 90.

BEERS, Peach Brandy, Wines—Strongest Formulas, \$2.00. (Complete Brew Supplies, Hydrometers, Fruit Presses). Research Enterprises, 29-D Samoset Road, Woburn, Mass.

EMPLOYMENT INFORMATION

FOREIGN Employment. Construction, other work projects. Good paying overseas jobs with extras, travel expenses. Write only: Foreign Service Bureau, Dept. D, Bradenton Beach, Florida.

EMPLOYMENT Resumes. Get a better job & earn more! Send only \$2.00 for expert, complete Resume Writing Instructions. J. Ross, 80-34 Kent St., Jamaica 32, N.Y., Dept. PE.

ELECTRONIC DIRECTORIES Florida, California, Western States. Resumes 100 Copies \$3.75 Free Sample and Writing Form. Bay Research, Box 818PE, Palm Bay, Fla.

RESUMES, Reports. Information, Advice! Our readers are keenly interested in learning about the service YOU offer in the Employment Information field. You can reach over 400,000 alert readers each month by placing your classified advertising in these columns. Cost is low (just 75¢ a word), and results will be gratifying. Use the order form printed in this section to send copy today with your payment to: Martin Lincoln, POPULAR ELECTRONICS, One Park Avenue, New York, New York 10016.

PHOTOGRAPHS

PHOTOGRAPHS and Transparencies wanted—To \$500.00 each. Valuable information. Free, Write Intraphoto-PE, Box 74607, Hollywood 90004.

STAMPS

300 DIFFERENT Given Free with approvals. Particulars. Windsor Stamps, Box 735, Santa Clara, Calif. 95052.

120 DIFFERENT 10¢. Fine Clean Approvals. Jacobson, Crompond, N.Y. 10517.

FREE! 25 Egypt, 10¢ handling, Approvals Bellet P-E, Hazel Park, Michigan 48030.


OLYMPICS TOKYO 1964 Stamps, Souvenir albums, First Day Covers. Free list over 150 items. Advance orders insure low prices. The Oriental Interpreter, Home Acres 133, Clyde, N.Y. 14433.

FREE 400 genuine postage stamps! Worth \$10.00 catalogue prices. AFRICA—EUROPE—ASIA—BRITISH EMPIRE—a fascinating, valuable mixture from foreign convents, banks,—Twin Flight ASTRONAUTS commem. cpl.—etc. Who knows what you will find. Also free valuable booklet. ADULTS ONLY. Approvals enclosed. FRASEK CO.—PE, White Plains, N.Y.

CELEBRATE With us: Canada Centenary offer; 100 Different \$1.00. Free with lot Valuable Foreign Errors worth many dollars extra. Bileski, Station B, Winnipeg, Canada.

Printed in U.S.A.

THE BIG ^{Regency} RANGE GAIN TRANSCEIVER IS BETTER THAN EVER



NEW Chrome Front Panel—meter escutcheon—control knobs Metering Scale Squelch Circuitry

Now the best transceiver is even better. The new Regency "Range Gain" with its exclusive Double Side Band Reduced Carrier Transmitter gives you all the power you need for horizon-line operating range PLUS metered control so you do not exceed the FCC limit. Plus you get new clarity in reception . . . pulls in even more distant signals than ever. 23 crystal-controlled channels—transmit and receive included. The word is out. Ask your friends about the "Big R." There is nothing on the market to match it, and the price is right. See your Regency dealer now.

12 MONTHS—1 FULL YEAR—WARRANTY ON UNIT AND CRYSTALS


INTRODUCING NEW REGENCY ROMPER TRANSCEIVER, USES ONLY ONE CRYSTAL PER CHANNEL TO TRANSMIT AND RECEIVE



Here's where big savings are yours. Now with the Regency Romper, one crystal does the job of two—it both transmits and receives—reducing your crystal cost by one-half. No coil tuning is required—just plug in the crystals. Switch provides for variable tuned reception of all 23 channels or crystal-controlled operation.

FOR COMPLETE TECHNICAL INFORMATION WRITE:

Regency Electronics, Inc.



why stock two? Raytheon gives you both in one carton

Raytheon's International line puts high quality and high profits in one neat package — where they belong! Raytheon International tubes are designed, manufactured and tested by selected foreign producers in accordance with Raytheon specifications and U.S. industry standards. Characteristics are controlled for exact interchangeability and newer types are continually being developed to keep pace with your replacement needs. Right now, for example, 92% of all socket requirements

can be filled immediately by Raytheon International's 284 types. Raytheon's 40 years of experience plus the Good House-keeping Seal of Approval provide your customers with the finest warranty in the business. Add a good healthy profit margin for you and you have all the reasons for stocking and selling Raytheon's International line. See your Raytheon Distributor for complete details.

