

Hear Jupiter with Your Receiver

POPULAR ELECTRONICS

AUGUST
1964

35
CENTS

CB Equipment Buyer's Guide

Build Family Message Center
Simplified VHF Preamp
X-Line Nite Light
Hi-Fi Shutoff

SPECIAL: Microphones
Which Ones & When





GET A FAST START WITH NRI'S ABSORBING, NEW ACHIEVEMENT KIT

Delivered to your door—everything you need to make a significant start in the Electronics field of your choice! This new starter kit is an outstanding, logical way to introduce you to NRI training kits . . . an unparalleled example of the value of NRI home-study training. What's in it? Your first group of lesson texts; a rich vinyl desk folder to hold your study material; the industry's most complete Radio-TV Electronics dictionary; valuable reference texts; lesson answer sheets; pre-addressed envelopes; pencils; pen; engineer's ruler, and even postage. No other school has anything like it.



ELECTRONICS COMES ALIVE WITH CUSTOM TRAINING KITS

You get your hands on actual parts and use them to build, experiment, explore, discover. NRI pioneered and perfected the "home lab" technique of learning at home in spare time. Nothing is as effective as learning by doing. That's why NRI puts emphasis on equipment, and why it invites comparison with equipment offered by any other school. Begin now this exciting program of practical learning created by NRI's Research and Development Laboratories. It's the best way to understand fully the skills of the finest technicians—and make their techniques your own.



"BITE-SIZE" LESSON TEXTS PROGRAM YOUR TRAINING AT HOME

Certainly, lesson texts are necessary. NRI's programmed texts are as simple, direct and well illustrated as 50 years of teaching experience can make them. They are carefully programmed with NRI training kits to make the things you read about come alive. You'll experience all the excitement of original discovery.



HOBBY? CAREER? PART-TIME EARNINGS? MAIL COUPON TO NRI


Whatever your reason for wanting to increase your knowledge of Electronics . . . whatever your education . . . there's an NRI instruction plan to fit your needs. Choose from three major training programs in Radio-TV Servicing, Industrial Electronics and Communications or select one of seven NRI courses in specialized subjects. Mail coupon for NRI catalog. Find out how you can train at home this exciting, rewarding way.

DISCOVER THE EXCITEMENT OF NRI ELECTRONICS TRAINING

Founded 50 years ago—in the days of wireless—NRI pioneered the "learn-by-doing" method of home-study. Today, NRI is the oldest, largest home-study Electronics school, offering the kind of instruction that makes learning exciting, fast. You build, test, experiment, explore. Whatever your interest, your need, your education, investigate the wide variety of NRI training plans . . . find out about the NRI Achievement Kit. Check and mail the coupon now. No salesman will call. NATIONAL RADIO INSTITUTE, Washington, D.C. 20016.

50 YEARS OF LEADERSHIP IN ELECTRONICS TRAINING

www.americanradiohistory.com



*The
World
of Poly-Comm*



WORLD'S SMARTEST MAN A POLY-COMM® OWNER

He's got 15 "performance guaranteed" reasons why he traded up to Poly-Comm FOR CITIZENS BAND TRANSCEIVERS (1) Poly-Comm "N-4" (2) Poly-Tuner (3) Poly-Comm "N-8" plus the most imitated 23 channel equipment on the market (4) Poly-Comm "Pro" (5) Poly-Comm Twenty-three (6) Poly-Comm Sen or 23 FOR FM BUSINESS BAND SYSTEMS (7) Poly-Comm "B" (8) Poly-Comm "H" (9) Poly-Call (10) Poly-Boosters FOR AMATEUR BANDS (11) Poly-Comm "2" (12) Poly-Comm "6" FOR TRANSISTORIZED EQUIPMENT (13) Osborne 320 (14) Osborne 120 (15) Osborne Remote Mike. Need more reasons why you too, should become a Poly-Comm owner?

Write for complete specifications or see your dealer.



88 CLINTON ROAD • WEST CALDWELL, NEW JERSEY • 07007 • TEL: (area 201) 228-2400

CIRCLE NO. 25 ON READER SERVICE PAGE

POPULAR ELECTRONICS



POPULAR ELECTRONICS is Indexed
in the Readers' Guide
to Periodical Literature

This month's cover photo by Bruce Pendleton

VOLUME 21

AUGUST, 1964

NUMBER 2

Special Citizens Band Feature

CB Buyer's Guide	59
1963-64: What Happened?	61
Microphones and Speech Accessories	63
Specifications: 1964-65 CB Transceivers	64
Selective Calling Systems	73
Test Equipment	74
Antennas—Base and Mobile	74
Ignition Noise Elimination	75
Unique Accessories	75

Construction Projects

Hi-Fi Interlock	Charles J. Ulrick	49
Lamp Lighter CPO	Roy E. Pafenberg, W4WKM	55
X-Line Nite Light	L. F. Hudson	57
Family Message Center	Homer L. Davidson	79
Hi! Volts, That Is	J. C. Chapel	82
Cartridge Diode Mount	Walt Boyd, K6DZY	82
Zener Receiver Muter	J. C. Chapel	88

Amateur, CB, and SWL

The 6-Meter 7 and 2 Preamp	Joseph Tartas, W2YKT	53
Short-Wave Report: Blackballing Iron Curtain Countries— Right or Wrong?	Hank Bennett, W2PNA	83
English-Language Newscasts to North America		84
Across the Ham Bands: A Quick Look at the Heathkit SB-300 Receiver	Herb S. Brier, W9EGQ	85
1964 CB Jamboree Calendar		90
Latest DX Country Awards Presented		102

Electronic Features and New Developments

DX'ing Jupiter	Scott Gibson	41
Battle of the Bulbs	Hans F. Kutschbach	44
Microphones		46
Electronics Primer	David W. Moore	52
Transistor Topics	Lou Garner	76

Departments

Letters from Our Readers	6
Reader Service Page	15
Breakthroughs	16
Tips and Techniques	20
New Products	24
Operation Assist	30
POP'tronics Bookshelf	36

Copyright © 1964 by ZIFF-DAVIS PUBLISHING COMPANY. All rights reserved.

1958...the RCA Radio-Phone Series

1959...the RCA Mark VII


1963...the RCA Mark VIII

and now 1964...

THE NEW RCA MARK NINE

the latest and greatest RCA CB radio of them all

Look at some of the new features...



NEW! Combination "S" Meter and Relative RF Output Meter

"S" Meter indicates the relative strength of incoming signal in "S" units. RF Output Meter (EO) indicates relative strength of the signal being transmitted.

NEW! Spotting Switch

Permits precise manual tuning of receiver without use of receiver crystals. Receiver can be tuned (or "spotted") quickly to any incoming channel. This means, when you buy crystals for extra channels, you can (if you wish) omit the PECE VE crystals and buy only TRANSMIT crystals.

NEW! External Speaker Jack

Lets you connect an external speaker to the set, so incoming calls can be heard in remote locations.

RCA, a pioneer in the development of citizens' band radio, has been providing quality equipment since the inception of the Class D Citizens' Radio Service in 1958. Now, these years of experience culminate in the great new RCA Mark Nine.

- 9 fixed crystal-controlled TRANSMIT/RECEIVE channels, separately controlled
- All-channel continuously tunable receiver
- Illuminated meter and working channel indicator
- Push-to-talk ceramic mike with coiled cord

ONLY **\$134⁷⁵***
AC UNIT

*Optional User Price



The Most Trusted Name in Electronics

CIRCLE NO. 27 ON READER SERVICE PAGE

Get all the Facts Before You Buy.
Mail Coupon Today. Paste on 4¢ Post-Card

RCA ELECTRONIC COMPONENTS AND DEVICES
Commercial Engineering Dept. H133W
415 South Fifth Street, Harrison, N. J.

Please send more information on the RCA Mark Nine CB Radiophone

Name _____

Address _____

City _____ Zone _____ State _____

POPULAR ELECTRONICS

World's Largest-Selling Electronics Magazine

PHILLIP T. HEFFERNAN Publisher
OLIVER P. FERRELL Editor
W. STEVE BACON, W2CJR Managing Editor
BYRON G. WELS, K2AVB Feature Editor
JAMES A. ROTH Art Editor
MARGARET MAGNA Associate Editor
ANDRE DUZANT Technical Illustrator
NINA CHIRKO Editorial Assistant
PATTI MORGAN Editorial Assistant

H. S. BRIER, W9EGQ Amateur Radio Editor
M. P. SPINELLO, KHC2060 CB Editor
L. E. GARNER, JR. Semiconductor Editor
H. BENNETT, W2PNA Short-Wave Editor
STANLEY LEINWOLL Radio Propagation Editor

LAWRENCE SPORN Advertising Sales Manager
WILLIAM G. McROY Advertising Manager
ARDYS C. MORAN Advertising Service Manager

ZIFF-DAVIS PUBLISHING COMPANY

Editorial and Executive Offices (212 ORegan 9-7200)
One Park Avenue, New York, New York 10016

William B. Ziff, Chairman of the Board (1946-1953)
William Ziff, President
W. Bradford Briggs, Executive Vice President
Hershel B. Sarbin, Vice President and General Manager
Philip Sine, Treasurer
Walter S. Mills, Jr., Circulation Director
Stanley R. Greenfield, Vice President
Phillip T. Heffernan, Vice President

Midwestern and Circulation Office (312 Wabash 2-4911)
434 South Wabash Avenue, Chicago, Illinois 60605
Midwestern Advertising Manager, JAMES WEAKLEY

Western Office (213 Crestview 4-0265)
9025 Wilshire Boulevard, Beverly Hills, California 90211
Western Advertising Manager, BUD DEAN

Foreign Advertising Representative
D. A. Goodall Ltd., London, England

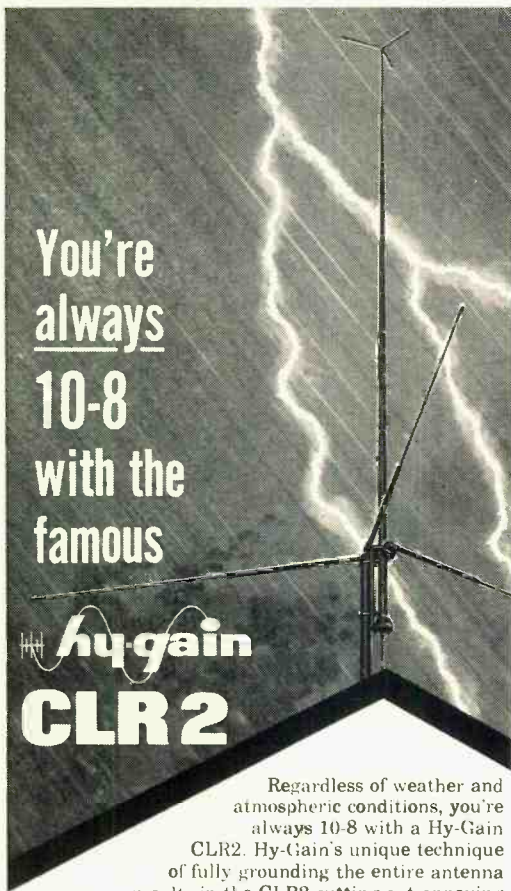


Member
Audit Bureau of
Circulations



POPULAR ELECTRONICS is published monthly by Ziff-Davis Publishing Company at 434 South Wabash Avenue, Chicago, Illinois 60605. August, 1964. Volume 21, Number 2. (Ziff-Davis also publishes Popular Photography, Electronics World, HiFi/Stereo Review, Popular Boating, Car and Driver, Flying, Modern Bride, Amazing, and Fantastic.) Subscription Rates: One year United States and possessions, \$4.00; Canada and Pan American Union Countries, \$4.50; all other foreign countries, \$5.00. Second Class postage paid at Chicago, Illinois, and at additional mailing offices. Authorized as second class mail by the Post Office Department, Ottawa, Canada, and for payment of postage in cash.

PAYMENT MAY ALSO BE REMITTED in the following foreign currencies for a one-year subscription: Australian pounds (2/6/10); Belgian francs (260); Danish kroner (36); English pounds (1/17/6); French francs (26); Dutch guilders (19); Indian rupees (26); Italian lire (3300); Japanese yen (1750); Norwegian kroner (38); Philippine pesos (21); South African rands (3.80); Swedish kroner (28); Swiss francs (23); or West German marks (21).



You're
always
10-8
with the
famous

Hy-Gain
CLR2

Regardless of weather and atmospheric conditions, you're always 10-8 with a Hy-Gain CLR2. Hy-Gain's unique technique of fully grounding the entire antenna results in the CLR2 cutting out annoying atmospheric noise and interference...even under the most severe weather conditions. Couple this noise and static-free performance with the stronger signal attainable from the CLR2's $\frac{3}{4}$ wavelength full signal-capture aperture radiator that concentrates the signal along the horizon and you're reading 'em loud and clear while others are forced off the air. The rugged construction of the CLR2 is also important during periods of violent weather...full circumference compression clamps provide an unshakable, vise-like joint between each length of taper-swaged seamless aluminum tubing used in the radiator and radials. The heavy gauge machine formed double-grip mast bracket gives unwavering support to the antenna. The solid state matcher and unique recessed feedpoint insure an uninterrupted flow of electrical energy. ■ If being on the air with a clear, strong signal in all weather is vitally important to you...or, if you just want the assurance you're using the finest omni-directional vertical antenna for Citizens Band...you'll want Hy-Gain's CLR2. **\$29.95** CB Net

Get yours today from your favorite Hy-Gain Distributor. Ask for your free copy of Hy-Gain's 16-page catalog picturing and describing the finest and most complete line of antennas and accessories available for Citizens Band.



HY-GAIN ANTENNA PRODUCTS CORP.
8497 N. E. Highway 6, Lincoln, Nebraska

CIRCLE NO. 40 ON READER SERVICE PAGE

SUBSCRIPTION SERVICE: All subscription correspondence should be addressed to POPULAR ELECTRONICS, Circulation Department, 434 South Wabash Avenue, Chicago, Illinois 60605. Please allow at least six weeks for change of address. Include your old address as well as new—enclosing if possible an address label from a recent issue.

EDITORIAL CONTRIBUTIONS must be accompanied by return postage and will be handled with reasonable care; however, publisher assumes no responsibility for return of unsolicited contributions or manuscripts.

Men 17-55

**JOB OPPORTUNITIES!
EXCITEMENT!
MONEY!**

All this
can be
Yours as a trained

Electronics TECHNICIAN

**OVER 6,000 FIRMS HAVE EMPLOYED
DeVRY TECH GRADUATES!**

Thousands of companies in the United States and Canada who have employed DeVry Tech men prove two most important facts: (1) Electronics is one of the biggest, fastest growing opportunity fields of our time; and (2) DeVry Tech graduates are "WANTED" MEN.

Whether DeVry Tech prepares you in spare time at home or in its modern Chicago or Toronto Laboratories, your training is designed to get you ready to meet the exacting standards of industry. You get practical training that not only helps to fit you for a job or a service shop of your own — but also gives you a foundation for a career that can be profitable the rest of your life.

You work over 300 learn-by-doing experiments at home, using DeVry Tech's exclusive Electro-Lab method. You build and KEEP valuable equipment. With another DeVry Tech exclusive, you have the benefit of training movies that you can show over and over again until basic points are crystal clear. Special texts guide you every step of the way as well.

HOW DeVRY TECH CAN "BLUEPRINT" YOUR CAREER!

DeVry's faculty not only know how to teach Electronics, but they also understand men. They most likely know the type of problems you face. From this staff you get help, advice and understanding. It is this "human" side of DeVry's program that has caused many of our graduates to say: "DeVry Tech not only trains you for a job, they actually help you blueprint a profitable future!"

NO ADVANCED EDUCATION NEEDED!

Why don't you write for FREE FACTS today? Learn how you TOO can be a member of the great fraternity of DeVry Tech graduates across the continent . . . men who were properly trained, encouraged, appreciated and understood! SEND IN COUPON NOW!

EFFECTIVE EMPLOYMENT SERVICE

DeVry Tech's effective Employment Service is available to all graduates without additional cost.

**2 FREE BOOKLETS!
Send Coupon Today!**

"One of North America's Foremost Electronics Training Centers"

DeVry TECHNICAL INSTITUTE

Accredited Member of National Home Study Council

CHICAGO • TORONTO

Let DeVry help you to
prepare and
blueprint a
Solid Career
in this fast-
Growing Field!



TELEVISION



COMPUTERS



MICRO-WAVES



RADAR



BROADCASTING



DeVRY TECHNICAL INSTITUTE
4141 Belmont Ave., Chicago, Ill. 60641, Dept. PE-8-U

Please give me your two free booklets, "Pocket Guide to Real Earnings" and "Electronics in Space Travel"; also include details on how to prepare for a career in Electronics. I am interested in the following opportunity fields (check one or more):

- | | |
|--|---|
| <input type="checkbox"/> Space & Missile Electronics | <input type="checkbox"/> Communications |
| <input type="checkbox"/> Television and Radio | <input type="checkbox"/> Computers |
| <input type="checkbox"/> Microwaves | <input type="checkbox"/> Broadcasting |
| <input type="checkbox"/> Radar | <input type="checkbox"/> Industrial Electronics |
| <input type="checkbox"/> Automation Electronics | <input type="checkbox"/> Electronic Control |


Name _____ Age _____

Address _____ Apt. _____

City _____ Zone _____ State _____

Check here if you are under 16 years of age.
Canadian residents: Write DeVry Tech of Canada, Ltd.
2075-A 970 Lawrence Avenue West, Toronto 19, Ontario

SOLDERING TIPS FOR HI-FI KIT BUILDERS



HEAT WIRES NOT THE SOLDER

Wires or leads will then become hot enough to melt the solder and it will flow into the joint. Never apply heat directly to the solder.



USE PROFESSIONAL EQUIPMENT

Virtually all radio and TV servicemen use Weller Dual Heat Soldering Guns. A Weller Expert Soldering Kit includes everything you need for strong, noise-free connections.

A Weller Dual Heat Gun is indispensable in electronic soldering. Heat and spotlight come on instantly when trigger is pulled. 2 trigger positions let you switch instantly to low 100-watt or high 140-watt heat. Low heat prevents damage to components and prolongs tip life. High heat is ready when you need it.

Kit includes gun in plastic utility case, 3 tips, tip wrench, flux brush, soldering aid and solder. Model 8200PK \$8.95. Weller Electric Corp., Easton, Pa.

Weller

WORLD LEADER IN SOLDERING TECHNOLOGY
CIRCLE NO. 34 ON READER SERVICE PAGE



Letters from our Readers

Address correspondence for this department to:
Letters Editor, POPULAR ELECTRONICS
One Park Avenue, New York, N. Y. 10016

"Relic Radio" Draws Comments

■ Many thanks for "Restoreth Thy Relic Radio" (May, 1964). I was unable to find tubes for my old Philco Model 20 until I tried the sources mentioned in the article. The radio now works very well, has good tone quality, and plenty of volume.

ALFRED C. PETERSEN
Springfield, Mass.

■ "Restoreth Thy Relic Radio" (May, 1964) was of considerable interest to me, and a refreshing change from articles strictly on new developments. Incidentally, most of the radios of the 20's made no attempt at decoupling the B-plus lines to the various stages, relying entirely on the battery to perform the task of r.f. and a.f. bypassing and filtering. In some cases it might be advisable to add 20- μ f., 250-volt electrolytic capacitors between the high-voltage taps of the power supply and ground to overcome this problem. Another tip is to reduce filament voltage by about 10 per cent from rated value; this will result in longer tube life with little loss in performance.

DONALD RATHKE
East St. Louis, Ill.

Ignitions: Kettering, De Dion, or Benz?

■ I would like to compliment you on the excellent article, "Transistor Ignition," in the June, 1964, issue. It contains the most useful information on the subject I have been able to find to date. Incidentally, though, it is erroneous to refer to the conventional ignition system as the Kettering system. De Dion of France used an identical system prior to 1900, and Karl Benz employed points, condenser, vibrating ignition coil and a spark plug on the first practical gasoline horseless vehicle in 1885. Also, the Edison Company was selling ignition coils to the trade prior to 1900.

LOYD D. GANO
Menlo Park, Calif.


Wrong Converter, Right Directions

■ Concerning "Tuning Up on the New 460-Mc. Police Frequencies" (May, 1964), the converter shown in the photos is the Blonder-Tongue BTU-2S, while the schematic and text refer to the BTC-99. Those purchasing the converter shown will not be able to make the changes described.

EDWARD F. BIVENOUR
Philadelphia, Pa.

Right and wrong, Ed. It's true that the converter in the pictures is the BTU-2S, but it can be converted in exactly the same manner as that described for the BTC-99. The big problem is that Blonder-Tongue has

THE BIG R^{egency} RANGE GAIN TRANSCEIVER IS BETTER THAN EVER



NEW Chrome Front Panel—meter escutcheon—control knobs Metering Scale Squelch Circuitry

Now the best transceiver is even better. The new Regency "Range Gain" with its exclusive Double Side Band Reduced Carrier Transmitter gives you all the power you need for horizon-line operating range PLUS metered control so you do not exceed the FCC limit. Plus you get new clarity in reception . . . pulls in even more distant signals than ever. 23 crystal-controlled channels—transmit and receive included. The word is out. Ask your friends about the "Big R." There is nothing on the market to match it, and the price is right. See your Regency dealer now.

12 MONTHS—1 FULL YEAR—WARRANTY ON UNIT AND CRYSTALS

INTRODUCING NEW REGENCY ROMPER TRANSCEIVER, USES ONLY ONE CRYSTAL PER CHANNEL TO TRANSMIT AND RECEIVE



Here's where big savings are yours. Now with the Regency Romper, one crystal does the job of two—it both transmits and receives—reducing your crystal cost by one-half. No coil tuning is required—just plug in the crystals. Switch provides for variable tuned reception of all 23 channels or crystal-controlled operation.

FOR COMPLETE TECHNICAL INFORMATION WRITE:

Regency Electronics, Inc.

7906 Pendleton Pike • Indianapolis, Indiana 46226

CIRCLE NO. 39 ON READER SERVICE PAGE


NOW! SUBSCRIBE TO THE NEW PHOTOFACT® SPECIALIZED SERVICE DATA SERIES!

PHOTOFACT—the world's finest service data—is now available in handy series volumes covering the following specialized servicing areas: *Transistor Radios, Auto Radios, Tape Recorders, and CB Radios.* Volumes in each series include a wealth of complete, authoritative, current PHOTOFACT service data: Standard Notation Schematics®, CircuiTrace®, chassis photos, replacement parts lists, alignment instructions—everything you need for time-saving, profitable repair work!



Transistor Radio Series

Twelve to fifteen volumes issued each year—keeps you up-to-date on Transistor Radio models. Each volume covers 40-50 popular late models. Regular price per volume, \$2.95—only \$2.65 each when purchased on a yearly subscription—you save 30¢ per volume!



Auto Radio Series

Issued six to eight times yearly—gives you timely PHOTOFACT service data on current Auto Radio output. Each volume covers 40-60 popular late models. Regular price per volume, \$2.95—only \$2.65 each when purchased on a yearly subscription—you save 30¢ per volume!



CB Radio Series

Two to three volumes issued yearly—complete PHOTOFACT coverage of all popular CB Radio models as released. Regular price per volume, \$2.95—only \$2.65 each when purchased on a yearly subscription—you save 30¢ per volume!



Tape Recorder Series

Two volumes issued yearly, to bring you complete PHOTOFACT coverage of all important, late model Tape Recorders. Regular price per volume, \$4.95—only \$4.65 each when purchased on a yearly subscription—you save 30¢ per volume!

SEND COUPON FOR FULL DETAILS!

HOWARD W. SAMS & CO., INC., Dept. PEF-8
4300 W. 62nd St., Indianapolis, Indiana 46206

Send me full information on your money-saving subscription offer for the PHOTOFACT Specialized Service Data Series checked below:

___ Transistor Radio Series ___ Auto Radio Series
___ CB Radio Series. ___ Tape Recorder Series

My Distributor is: _____

Name _____

Address _____

City _____ Zone _____ State _____

CIRCLE NO. 28 ON READER SERVICE PAGE

Letters

(Continued from page 6)

just redesigned their line AGAIN, complete with new numbers. However, the two models mentioned above are still available from various sources.

Hi-Fi Panic Alarm

■ I was very intrigued by the "Panic Alarm" (May, 1964) and built a concealed model into my desk. A 25-watt desk lamp, used in place of a built-in lamp, plugs into a socket in the unit, and the push button



is mounted at the front of the desk. The output is fed to a stereo hi-fi system. Needless to say, the noise that results from pushing the button is enough to make the victim leave the room!

KEITH MOE, K7VRS
Phoenix, Ariz.

Remind us not to visit your office, Keith!

Shotgun Sound Snooper

■ I read with interest "Build the Shotgun Sound Snooper" (June, 1964) as it brought back memories of my trying to build one several years ago. The tubular mike was developed in 1937 at the Bell Telephone Laboratories, and originally consisted of 50 tubes 3/8" in diameter. Tube length varied from 3 to 150 cm. in equal increments of 3 cm. For those readers who would like to do more research, a paper by the inventors, W. P. Mason and R. N. Marshall, appears in the January, 1939, issue of the *Journal of the Acoustical Society of America*.

THOMAS A. BERSON, K1EQT/WA2ASJ
Boston, Mass.

■ Your article has me fairly flipping in anticipation of building my own tubular microphone, but in my neighborhood there just ain't no such "annie-mule" as 3/8"-o.d. aluminum tubing. Where can I obtain some and at what price?

GEORGE J. PAQUETTE
Bay City, Mich.

We were surprised and gratified by the interest shown by P.E. readers in the "Shotgun Sound Snooper." One source of 3/8"-o.d. aluminum tubing recommended by the author is J.R.S. Distributors, Inc., 646 W. Market St., York, Pa. Write them for prices and information. Other types of tubing, as long as they are not sound-absorbent, can also be used.

CQ Channel 1?


■ A recent letter ("Letters From Our Readers," March, 1964) reminded me of interesting times I have had on "channel 1." My Stromberg-Carlson TV set made around 1948 had continuous tuning from channel 1 through 13, rather than today's "slot" tuning. I used the set in my shack for receiving six meters

POPULAR ELECTRONICS

A NEW WORLD OF OPPORTUNITY AWAITS YOU WITH N.T.S. ALL-PHASE HOME TRAINING IN ELECTRONICS



You can install and maintain electronic circuitry in missiles and rockets ... specialize in micro-waves, radar and sonar.



You can succeed in TV-Radio Communications ... prepare for F.C.C. License, service advanced satellites for industry and defense.



You can service and repair the electronic "brains" of industry - computers, data processing, and other automation equipment.



You can become a highly-paid TV-Radio Technician, an electronics field engineer, or succeed in your own sales & service business.

The N.T.S. Master Course enables you to do more, earn more in ELECTRONICS • TELEVISION • RADIO

Yet N.T.S. Training costs no more than other courses far less complete

There's a good reason why N.T.S. Master-Training opens a wide new world of opportunity for you in Electronics, Television, Radio.

Everything you learn, from start to finish, can be applied directly to all phases of the Electronics Industry.

As a result, the N.T.S.-Trained Technician can move ahead faster, in any direction - from TV-Servicing to Radio Communications to Space-Missile Electronics and Automation for industry and defense. You can go wherever pay is highest and opportunity unlimited.

Electronic circuitry, for example, is one of science's miracles that is basic to the entire field of Electronics. It is used in satellites, computers and space capsules as well as in today's television sets and high fidelity equipment. N.T.S. shows you how to service and repair electronic circuitry for all electronic applications.

YOU WORK ON MANY PRACTICAL JOB PROJECTS.

You build a short-wave, long-wave superhet receiver, plus a large-screen television set from the ground up. N.T.S. training kits contain all the parts you need, at no extra cost. (See box at right.) You also receive a professional Multitester to use during training and on the job.

ONE LOW TUITION. You need training related to all phases of Electronics. Industry demands it. Only N.T.S. provides it... in ONE Master Course at ONE low tuition.

RESIDENT TRAINING AT LOS ANGELES

If you wish to take your Electronics-TV-Radio training in our famous Resident School in Los Angeles - the oldest and largest school of its kind in the world - write for special Resident School catalog and information, or check coupon.



NATIONAL TECHNICAL SCHOOLS
WORLD-WIDE TRAINING SINCE 1905
4000 So. Figueroa St., Los Angeles 37, Calif.



YOU ENROLL BY MAIL AND SAVE MONEY. No salesmen means lower costs for us, lower tuition for you.

START NOW. A whole new world of opportunity awaits the man with Electronic Home-Training from National Technical Schools - a recognized leader in technical training for 58 years.



19 BIG KITS
YOURS TO KEEP



MAIL COUPON NOW FOR FREE BOOK AND ACTUAL LESSON!

NO OBLIGATION.
NO SALESMAN WILL CALL.

NATIONAL TECHNICAL SCHOOLS

WORLD-WIDE TRAINING SINCE 1905

**National Technical Schools, Dept. R2G-84
4000 S. Figueroa St., Los Angeles 37, Calif.**

Please Rush **FREE** Electronics-TV-Radio "Opportunity" Book and Actual Lesson. No Salesman Will Call.

Name _____ Age _____

Address _____

City _____ Zone _____ State _____

Check if interested **ONLY** in Resident Training at L.A.

High school home study courses also offered. Check for free catalog.

Letters

(Continued from page 8)

—along with a TV antenna—and found it good for DX of about 90 miles. You should have heard some of the replies I got when I told the boys I was hearing them on my TV!

LEONARD PRESCOTT, WA9CHG
Elnhurst, Ill.

CB Compression Amp Praised

■ I found that the compression amplifier described in "Double CB Talk Power" (April, 1964) works very well indeed. You may be interested in a few changes I made to improve performance and versatility. Modulation, as viewed on a scope, was better when a 6C4 vacuum tube was substituted for the 1N34A diode: a potentiometer was installed in the filter circuit to allow control of compression voltage. Instead of connecting the amplifier in series with the mike, I placed it in series with the first audio and audio output sections to allow it to function on receive as well as transmit. The improvement in receiver sensitivity was startling.

BILL CARROLL, KEA2923
Rolling Fork, Miss.

Wanted: Cat Whiskers, Crystals

■ I would like very much to know where I can obtain old-style mounted galena crystals and cat whiskers for building crystal radios.


T. A. SADLOWSKI
Kearny, N. J.

Try Philmore Mfg. Co., Inc., 130-01 Jamaica Ave.,
Richmond Hill 18, N. Y. When we last checked, they

had all styles of crystal detectors, crystals (Cat. No. 7004, 15 cents), and cat whiskers (Cat. No. 7006, 12 cents).

Big Transistor?

■ The third paragraph of "Build the Multi-Trol" (May, 1964) states that "the 2N1319 transistor used



had a measured d.c. current gain of 220 with a base input of 100 ma.! Are you kidding?

C. S. ZEVAS
Bloomfield, N.J.

No, just embarrassed—somehow 100 μ a. got changed to 100 ma. Twenty amps gain would take a rather large 2N1319!

Do-It-Yourself Stereophones

■ In reference to "Surplus Stereophones" (May, 1964), I put together a set of phones comparable to those costing much more by using a pair of "Cannon-



"\$59.95?
Must be an import"

"It's not.
It's the Cadre C-60!"

Not an import—not a toy—a full fledged 100 milliwatt transceiver with all the features found in units selling at \$20 to \$50 more.

Here's the tremendous value you get in the new Cadre C-60. Two crystal-controlled channels. Sensitive superhet receiver (1 microvolt). Powerful transmitter that delivers over 70 milliwatts to the antenna. Features: AGC, earphone jack, speech clipping, high impact plastic case, telescoping antenna. Includes channel 11 crystals. Uses standard penlight cells or special rechargeable nickel-cadmium batteries. **\$59.95.**

FOR GREATER RANGE—The Cadre C-75 1.5 watts, 2 crystal-controlled channels. **\$99.95.** See Cadre CB transceivers and the new Consort FM Wireless Microphone. For free catalog, write:

CADRE Industries Corp., Commercial Products Div., Endicott, N. Y.
CIRCLE NO. 5 ON READER SERVICE PAGE

SEND NOW!

RCA INSTITUTES, INC. DEPT. PE-84

350 West 4th St., New York, N. Y. 10014

Rush me by return mail your FREE illustrated 64-page book on electronics careers through Home Training! No obligation to me! No salesman will call!

NAME _____ AGE _____

ADDRESS _____

CITY _____ STATE _____ ZIP _____

Classroom Training available in New York City. Coeducational classes start four times a year. Check here for FREE Resident School Catalog

CANADIANS — Take advantage of these same RCA Institutes courses at no additional cost. No postage, no customs, no delay. Send coupon to: RCA Victor Company, Ltd., 5581 Royalmount Ave., Montreal 9, Quebec.

RCA will show you how to start a profitable career in Electronics at home!

Faster, Easier Way to Begin

If you are considering a future in electronics, now is the time to start! A great new teaching aid—“AUTOTEXT”, developed by RCA and introduced by RCA Institutes, will help you master the fundamentals of electronics almost automatically. “AUTOTEXT” is a system of programmed instruction, a method of learning, proved with thousands of students. Even people who have had trouble with conventional home training methods in the past are finding it easier and more fun to begin their training this new way.

Complete Selection of Courses

RCA Institutes offers you a really wide selection of Home Training Courses for every phase of electronics. You can actually pick the field of your choice from a great

variety of courses such as:

- Electronics Fundamentals • TV Servicing • Color TV • Communications • Computer Programming • Drafting • Automation • Transistors • Industrial Electronics.

Liberal Tuition Plan

RCA Institutes Tuition Plan affords you the most economical possible method of home study training. You pay for lessons only as you order them. No monthly payments! No installments necessary! No long term contracts! If you should wish to interrupt your training for any reason, you can do so and not owe one cent!

Top Quality Equipment

All equipment furnished to you in RCA Institutes Home Training Courses is top quality. All kits and the equipment you build are yours to keep and use on the job! You never have to take apart one piece to build another!

Graduates Prove Results

RCA Institutes Graduates not only enjoy the prestige associated with the internationally famous name of RCA, but some have gone on to open their own businesses; have important positions in business, industry and government.

**START BUILDING A
BETTER FUTURE TODAY!
SEND COUPON RIGHT AWAY!**

RCA INSTITUTES, INC.

DEPT. PE-84

A Service of Radio Corporation of America
350 West 4th Street, New York, N. Y. 10014



**The Most Trusted
Name in Electronics**

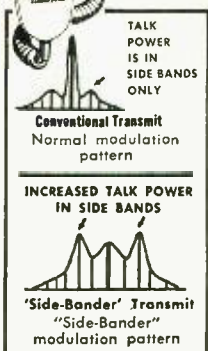
Olson

"Side Bander" CB TRANSCEIVER



ALL CRYSTALS
INCLUDED FOR
23 CHANNELS

No.
RA-590
\$214.95



DOUBLE SIDE-BAND WORKS WITH ALL OTHER CB UNITS!

- ★ Up To Four Times More Range
- ★ 25 Watt P.E.P.
- ★ Push-Pull Modulation
- ★ Dual Conversion Receiver
- ★ .15 uv Sensitivity
- ★ Dual Panel Meters
- ★ Automatic Noise Limiter
- ★ 12 V. DC and 120 V. AC

Completely compatible with all other CB transceivers. Offers up to four times the operating range of most transceivers. 25 watt P.E.P. delivers maximum power within F.C.C. regulations. Frequency synthesizer provides full crystal-controlled transmitter and receiver operation on all 23 channels. Has adjustable squelch control, automatic noise limiter and crystal filter. 5 1/2 x 11 1/2 x 9 3/4" 12 Volt DC Power Cable, No. W-460 \$3.98 Mobile Mounting Bracket, No. HW-46 \$2.95

LIMITED FRANCHISE DEALERSHIPS AVAILABLE

OLSON ELECTRONICS, INC.
847 S. Forge St., Akron, Ohio 44308

HOW TO ORDER
"Side-Bander CB
RA-590 @ \$214.95



FREE
Olson
Catalogs
For One
Year!

Just send check or money order for \$214.95 PLUS postage and insurance. Send adequate amount — we refund every cent not used. Shpg. wt. 15 lbs.

YES — Put Me On Your Mailing List

NAME _____

ADDRESS _____

CITY _____ STATE _____ ZIP _____

12 **CIRCLE NO. 23 ON READER SERVICE PAGE**

Letters

(Continued from page 10)

ball Chief" earphones and a pair of 2" transistor radio replacement speakers. Other inexpensive earphones can probably be used as long as they're large enough; you simply remove the insides and substitute the speakers.

SAL GRIPPALDI
East Orange, N.J.

Interesting idea, Sal. Perhaps other readers will want to try it.

Adding "Instant-On" to Radios

■ I adapted the circuit described in "Give Your Radio Instant Sound" (January, 1963) by wiring the diode right into my five-tube radio, and omitting the neon lamp. After using the radio this way for some time, the diode has not been damaged by heat. The "instant-on" feature is most useful in cutting out commercials. Does the fact that the tubes are on all the time decrease their life? I know that the initial power surge is what wears out tubes and light bulbs.

JOHN REID
Austin, Texas

Generally speaking, John, tubes that are in use 24 hours a day will give better service than tubes that are turned on and off at regular intervals. Of course, there are other factors to consider: possible heat damage to other components, and increased power consumption. The first is no problem in reasonably well designed and ventilated equipment; the second will probably make almost no difference in your power bill due to the fact that very little power is consumed by a small radio in "stand-by" condition.

Appliances QRN Him

■ How can I get rid of my M. & S.M.I. (mixer and sewing machine interference) when the XYL tells me I'm not supposed to tear into her appliances? Is there




any way to minimize QRN at the receiver—in addition to using a noise limiter—without impairing its sensitivity?

MIKE RHODES, WPE8GAY
Celina, Ohio

Assuming that most of the noise is coming through the a.c. line, Mike, you can build yourself some small line filters (perhaps inside Miniboxes) for installation at the appliances. The simplest would be a .1-.5-µf., 600-volt capacitor connected across the a.c. line. Or, you can connect TWO capacitors in series across the a.c. line and ground the center—this type of filter will take care of many offenders. Extreme cases may require the additional filtering of two heavy-duty r.f. chokes—one in either side of the line. Your best bet at the receiver is to do your utmost to increase the signal-to-noise ratio. Use as much selectivity as possible; a Q-multiplier may help. Sometimes the additional sensitivity provided by a good preamp is also an assist.

NEW HOME STUDY PROGRAMS IN SPACE ELECTRONICS



with your choice of these specialties:

SPACE DATA SYSTEMS—Includes analog and digital computers, information theory, data acquisition and processing.

SPACE TRACKING SYSTEMS—Includes microelectronics, space propagation, masers, lasers, infrared techniques.

SPACECRAFT GUIDANCE & CONTROL—Includes inertial navigation, space radar, star tracker systems, tracking networks.

- The first extension programs developed specifically to help men in electronics apply their experience to the space effort.
- Content developed to meet employment requirements as determined by consulting government and private organizations in the space field.
- Text material prepared with the help of engineers and scientists holding key positions in leading space-oriented organizations.

CREI also offers specialized education in these important areas of electronics: Communications, Aeronautical and Navigational, Television, Automation and Industrial, Nuclear, Servomechanisms and Computers.

You are eligible for these programs if you work in electronics and have a high school education.

FREE BOOK GIVES FULL INFORMATION. For your copy, mail coupon or write: CREI, Dept. 1208B, 3224 Sixteenth Street, N. W., Washington, D. C. 20010

Accredited Member of the National Home Study Council



The Capitol Radio Engineering Institute
Dept. 1208B, 3224 Sixteenth St., N. W.
Washington, D. C. 20010

Please send me FREE book describing CREI Home Study Programs including new Program in Space Electronics. I am employed in electronics and have a high school education.

Name _____ Age _____

Address _____

City _____ Zone _____ State _____

Employed by _____

Type of present work _____

Check: Home Study Residence School G. I. Bill PE-14

SHURE MICROPHONES

for maximum voice punch!

BASE STATIONS



ALL-NEW...
ADJUSTABLE
HEIGHT

Model
444
for Ham and
CB Use

Gets the message through where other mikes can't. "Shaped" frequency response cuts off below 300 cps, above 3000 cps—with specially developed "rising" characteristic from 1000 to 3000... cuts through QRM, assures top intelligibility and maximum range. Touch-to-talk switch (with built-in switch provision for instant change to VOX or normal operation). Adjustable height stand minimizes operator fatigue. Dozens of other features. Only \$25.50 net.

MOBILES



FOR
"SOLID"
10-4's

Model
201
for CB Use

The low-cost hand-microphone with the "pro" features. "Shaped" response curve patterned after professional mobile and SSB amateur response curves. Virtually indestructible "Armo-Dur" case... shock-, corrosion-, and weather-proof. Long-life switch guaranteed full year. Kink-proof, peel-proof cord. "Lifetime" hang-up bracket. Only \$10.80 net.

NEW!
MODEL
202

LOW COST NOISE-CANCELLING MICROPHONE

Similar in outward appearance, size and construction to the Shure 201 (above)—but offers superior noise discrimination for crisp, clear, natural voice reproduction in applications with high background noise. Only \$12.00 net.

LITERATURE: SHURE BROTHERS, INC., 222 HARTREY AVE., EVANSTON, ILL.

CIRCLE NO. 29 ON READER SERVICE PAGE

POPULAR ELECTRONICS

PRODUCT SERVICE PAGE

You can get additional information promptly concerning products advertised or mentioned editorially in this issue

1 Circle the number on the coupon below which corresponds to the key number at the bottom of the advertisement or is incorporated in the editorial mention that interests you.

2 Add up your total number of requests and fill in the box in the upper right-hand corner of the coupon.

3 Mail the coupon to the address indicated below.

4 Please use this address only for Product Service requests.

POPULAR ELECTRONICS

P. O. BOX 8391
PHILADELPHIA 1, PA.

NUMBER OF REQUESTS

Please send me additional information about the products whose code numbers I have circled

1 2 3 4 5 6 7 8 9 10 11 12 13 14 15 16 17 18 19 20 21 22 23 24 25
26 27 28 29 30 31 32 33 34 35 36 37 38 39 40 41 42 43 44 45 46 47 48 49 50
51 52 53 54 55 56 57 58 59 60 61 62 63 64 65 66 67 68 69 70 71 72 73 74 75
76 77 78 79 80 81 82 83 84 85 86 87 88 89 90 91 92 93 94 95 96 97 98 99 100

NAME (Print clearly) _____


ADDRESS _____

CITY _____ STATE _____ ZIP CODE _____

VOID AFTER AUGUST 31, 1964

8

The Criterion



sets the pace for CB Roof Top Antennas

The new Style 240 — handsome white fiberglass with chrome plated hardware — sets the standard for judging excellence in all CB roof top antennas.

Keen and flexible, this whip has the superior qualities of Columbia Products exclusive filament oriented fiberglass construction: greater resistance to precipitation static than conventional metal construction; less hazardous under live wires; will not take a set, springs back to its original position after repeated impact; is non-corrosive. Easily installed. 45" height above vehicle top.

For free literature, see your CB Dealer or write



Columbia Products Co.

Subsidiary of Shakespeare Co.

Route 3, Columbia, South Carolina

CIRCLE NO. 6 ON READER SERVICE PAGE

BREAKTHROUGHS

Brief news flashes on recent important developments in the electronics field

Yet another under-\$500 home video tape recorder is now in the works (the first two were the Fairchild and Telcan machines: see P.E., Sept. 1963; Feb. and March, 1964). Developed by a new company, Par Limited, the "Par Vision" machine is unique in that it operates at the relatively slow speeds of 30 and 60 ips. Proprietors of Par Limited, Clifton, N.J., are Robert Morrow and Stewart Hegeman, both electronics engineers of long standing . . .

An improved electronic larynx that enables mute persons to speak is available from the Bell Telephone System. The device, an improvement over an earlier version, transmits sound waves through the user's throat which he can form into words with his lips and tongue. Two models are available, one high-pitched to simulate a female voice, and the other a low-pitched version for men . . .

Recently described by W. C. Brown of Raytheon Company was a workable wireless power transmission system. Operating on microwave frequencies, it has already been used to deliver several hundred watts of usable power over 25 feet, and the sending of 100,000 watts over five miles is possible. The system uses a new continuous-wave amplitron microwave tube operating with 72 per cent efficiency, new antennas that pick up half or more of the transmitted power, and a microwave receiver that converts r.f. to d.c. with high efficiency . . .

Cable or r.f. transmission of color TV signals can be improved by using digital computer techniques. RCA reports that a normal analog color TV signal can be converted into four-level binary digital signals. Transmission of digital signals insures perfect picture reproduction at the receiver, since fading and phase distortion problems that degrade analog signals are eliminated. The system is unusable for broadcasting because a bandwidth of 10 mc. is required; 16-level binary sampling may be possible, however, and would reduce the bandwidth to current broadcasting standards . . .

The first major development in weather storm-warning equipment since radar has been announced by Litton Industries—a device which measures the strength and position of electromagnetic disturbances (known as "sferics") before and during a storm. Called "SPARSA," the gadget will enable forecasters to locate and

(Continued on page 19)

CIRCLE NO. 1 ON READER SERVICE PAGE →

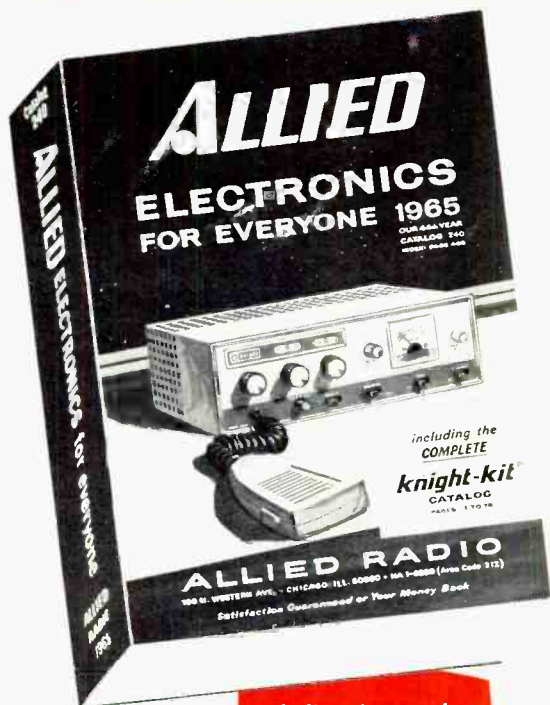
POPULAR ELECTRONICS

FREE

MAIL
NOW

WORLD'S LARGEST ELECTRONICS CATALOG

WITH THE BIGGEST SAVINGS IN ALLIED'S HISTORY!



send for your
490-PAGE

including the complete
knight-kit
CATALOG

ALLIED 1965 CATALOG

BIGGEST SELECTION • BIGGEST SAVINGS ON:

PLUS

**SPECIAL
PRODUCTS &
VALUES
AVAILABLE
ONLY FROM**

ALLIED

**EXTRA! BARGAIN
PARTS SECTION!**

- Famous Knight-Kits®
- Our Own Knight® Stereo Hi-Fi
- Other Famous-Make Stereo Hi-Fi
- Tape Recorders & Tape
- Phonographs & Accessories
- FM-AM and AM Radios
- CB Transceivers
- PA Systems, Intercoms
- Ham Station Gear
- Test Instruments
- Automotive Electronics
- TV Tubes, Antennas
- Parts, Tubes, Transistors
- Tools, Hardware, Books

satisfaction guaranteed or your money back

EASY TERMS: Use the Allied Credit Fund Plan

**SEE
OTHER
SIDE**

**SEND
CARD
TODAY**

For your Free 1965 Allied Catalog, fill in card, detach and mail. (Please give other card to an interested friend.)

MAIL
NOW

Name _____
PLEASE PRINT


Address _____

City _____ Zone _____

State _____

3-H

SEND CARD TODAY
FOR YOUR **FREE**
ALLIED
1965 CATALOG



LOWEST PRICES ANYWHERE!

Name _____
PLEASE PRINT


Address _____

City _____ Zone _____

State _____


3-H

SEND CARD TODAY
FOR YOUR **FREE**
ALLIED
1965 CATALOG



SAVE AS NEVER BEFORE!

MAIL
NOW



FREE

send for your money-saving

ALLIED 1965 CATALOG

WORLD'S LARGEST · BIGGEST SELECTIONS
BIGGEST SAVINGS IN ALLIED'S HISTORY

1965 knight-kits®—save more than ever



NEW Electronic Exposure Meter—sensitive for "pro" results



NEW KG-854 Solid-State 54-Watt Stereo Hi-Fi Amplifier

NEW Electronic Auto Analyzer for trouble-shooting ignition systems



NEW C-560 Deluxe CB Transceiver with transistorized power supply



NEW 6" VTVM—tops for accuracy and low cost

See many other great build-your-own kits: Hi-Fi, Hobby, CB, Intercom, Ham, Test Instrument—savings up to 50%.

NEW STEREO HI-FI—most for your money



NEW Knight KN-330 Stereo Hi-Fi Receiver—terrific value

NEW Knight KN-2350 Speaker System—acoustic suspension type at lowest price ever



CITIZENS BAND TRANSCEIVERS—top buys



NEW Knight KN-2565 23-Channel Deluxe CB Transceiver

NEW Knight KN-2580 8-Channel CB with transistorized power supply



PLUS: Tape Recorders & Tape • Phonographs & Accessories • FM-AM & AM Radios • Ham Station Gear • Test Instruments • Automotive Electronics Equipment • PA Systems & Intercoms • Top Values in Power Tools, Soldering Guns, Hardware • Biggest Selection of TV Tubes & Antennas • Parts, Tubes, Transistors, Books...

FREE

SEND CARD TODAY FOR YOUR 1965 ALLIED CATALOG and give one card to an interested friend

satisfaction guaranteed or your money back

EASY TERMS: Use the convenient Allied Credit Fund Plan

ALLIED RADIO

100 N. Western Ave., Chicago, Illinois 60680

MAIL
NOW

TO:

ALLIED RADIO

P. O. Box 4398

CHICAGO, ILLINOIS 60680

PLACE
STAMP
HERE

TO:

ALLIED RADIO

P. O. Box 4398

CHICAGO, ILLINOIS 60680

PLACE
STAMP
HERE

BREAKTHROUGHS

(Continued from page 16)

predict turbulence and severe storms including thunderstorms, hail, high winds, and tornadoes. Numerous sferics take place during a storm; lightning, although it is the only type that can be seen, is just one kind of sferic. The first SPARSA system was built for the Air Force, and will be installed at Cape Kennedy . . .

An economical, simplified color TV system developed by Dr. Guillermo Gonzalez Camarena, chief technical advisor for Telesistema Mexicano, Mexico City, was recently demonstrated in New York for the Society of Motion Picture and Television Engineers. All that is required to receive the color signal is a standard black-and-white set modified to take a three-gun color tube. At the TV station, the only modification is to place a synchronized rotating disc holding red-orange and green-blue filters in front of the camera lens. In transmission of the color information—all colors are derived from the two filter colors—the odd-number fields correspond to red-orange and the even-number to blue-green. The system is compatible with black and white television, and receivers would cost one-half that of present color sets . . .

Dr. Fred Johnson of Electro-Optical Systems, Inc., has proposed a method of using laser technology to seek out possible signals transmitted through space by intelligent beings on other planets. A natural amplifying source for coherent laser light signals may be the gas or "nebula" surrounding an extremely hot star. Dr. Johnson proposes to telescopically scan nebulae to find modulated signals at a wavelength of 4686 angstroms in the hope that extraterrestrial beings have discovered the amplification potential in a nebula and have fed a message into it as sort of a postal drop . . .

An imaginative plan for a \$40 million-a-year global weather satellite system that might save the U.S. more than \$6 billion annually has been proposed by a 31-man team of Stanford University engineering students. "SWAMI" (for Stanford Worldwide Acquisition of Meteorological Information) would make use of instrumented satellites orbiting about 1200 miles high; they would pick up and store weather data from several thousand airborne balloon stations and waterborne buoy stations as well as from existing land stations. On command, a satellite would "read out" stored information to a single tracking station after each two-hour orbit. The system would use three 400-pound satellites placed in circular polar orbits 120 degrees apart by Minuteman boosters . . .

—W. Steve Bacon

August, 1964

**INTRODUCING
THE WORLD'S
NEWEST HAM & CB
MICROPHONES...
GUARANTEED
FOR FIVE YEARS!**

UNIVERSITY



Extreme-intelligibility, press-to-talk dynamic for hand-held mobile use.

MODEL 9000




MODEL 2040

Extreme-intelligibility dynamic microphone for fixed station operation.

Want to make more contacts with less effort? Want more DX despite competition from the kilowatt crowd? Choose these new University dynamics and you'll "barrel through" even under adverse atmospheric conditions! They're better in every way—articulation, response, ruggedness. They had to be better—that's why we can offer them with a five-year warranty! (If you want to "live dangerously," buy some other brand. You may get a two-year warranty.) For complete specifications, write: Desk PE-8

FREE AMATEUR RADIO STATION
WA5HSK




Walnut plaque with your own call letters! For details, see your local University dealer. CB plaques also available!

LTV UNIVERSITY

A DIVISION OF LING-TEMCO-VOUGHT, INC.
9500 West Reno, Oklahoma City, Okla.

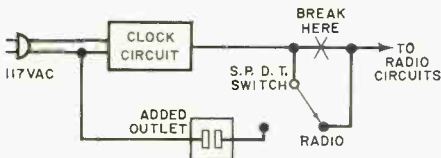
CIRCLE NO. 41 ON READER SERVICE PAGE



Tips and Techniques

CLOCK RADIO SERVES AS TV TIMER

A few slight modifications to your clock radio will enable it to turn your TV set on automatically at a definite time. Add an outlet to your radio and wire it according




to the diagram. The s.p.d.t. switch can be mounted near the outlet. Locate the wire from the clock switch to the radio circuits and wire the added components as shown.

When the TV set is plugged into the new outlet, it will be controlled by the clock mechanism if the switch is in the TV position. If the clock radio is equipped with a "sleep switch," you can use this to shut the set off automatically.

—Fred Blechman, K6UGT


NICE 'N' NEAT PROBE STORAGE

Does your test area suffer from "dangling probitis"? Make a raised instrument base for your test equipment shelf and solve the problem. Cut the base out of scrap $\frac{3}{4}$ " plywood six inches wide, or as wide as necessary (measure the maximum instrument depth required), and rip a 6" length of 2 x 4 down the middle for the end pieces. Additional support/separators are formed from 6" lengths of 1 x 2; they keep adjacent probe from entangling, assuming you remember to put the probes away when you're through using the test instruments. An out-



CITIZENS CB IN ACTION! BAND

CHECK THESE OUTSTANDING FEATURES!



\$229.95

Also see Pearce-Simpson's Award-Winning
"Companion II" CB at your favorite dealer — Only \$189.50



PEARCE-SIMPSON, INC.
MIAMI, FLORIDA

PEARCE-SIMPSON'S "ESCORT" TWO-WAY RADIO

- 1 8 fixed channels tunable to transmit/receive 23 with external crystal socket. Color-coded channel selectors synchronized to light with the channel in operation
- 2 Illuminated slide-rule dial tuning
- 3 Transistorized power supply
- 4 All-aluminum, non-corrosive cabinet and chassis
- 5 New type universal all-angle mounting bracket on a slide-rail
- 6 Superior squelch circuit with independent noise limiting
- 7 "S" meter and spot tuning switch

PEARCE-SIMPSON, INC. PE 8
2295 N.W. 14th St., Miami, Florida 33125
Please send me full details on the new
"Escort" and "Companion II"

Name.....
Address.....
City.....
State.....

CIRCLE NO. 24 ON READER SERVICE PAGE


Pick the course for your career...

Electronics Technology




A comprehensive program covering Automation, Communications, Computers, Industrial Controls, Television, Transistors, and preparation for a 1st Class FCC License.

Electronic Communications



Mobile Radio, Microwave and 2nd Class FCC Preparation are just a few of the topics covered in this "compact" program . . . Carrier Telephony too, if you so desire.

First Class FCC License



If you want a 1st Class FCC ticket quickly, this streamlined program will do the trick and enable you to maintain and service all types of transmitting equipment.

Broadcast Engineering



Here's an excellent studio engineering program which will get you a 1st Class FCC License and teach you all about Program Transmission and Broadcast Transmitters.

Get A Commercial FCC License ... Or Your Money Back!

A Commercial FCC License is proof of electronics skill and knowledge. Many top jobs require it . . . every employer understands its significance. In your possession, an FCC Commercial Ticket stamps you as a man who knows and understands electronics theory . . . a man who's ready for the high-paid, more challenging positions.

Cleveland Institute home study is far and away the quickest, most economical way to prepare for the FCC License examination. And that's why we can make this exclusive statement:

The training programs described above will prepare you for the FCC License specified. Should you fail to pass the FCC examination after completing the course, we will refund *all* tuition payments. You get an FCC License . . . or your money back!

Before you turn this page, select the program that fits your career objective. Then, mark your selection on the

coupon below and mail it to us today. We'll send you . . . without obligation . . . complete details on our effective Cleveland Institute home study. Act NOW . . . and insure *your* future in electronics.

Mail Coupon TODAY For FREE Catalog

Cleveland Institute of Electronics
1776 E. 17th St., Dept. PE-20
Cleveland, Ohio 44114

Please send FREE Career Information prepared to help me get ahead in Electronics, without further obligation.



CHECK AREA OF MOST INTEREST—

- | | |
|---|--|
| <input type="checkbox"/> Electronics Technology | <input type="checkbox"/> First Class FCC License |
| <input type="checkbox"/> Industrial Electronics | <input type="checkbox"/> Electronic Communications |
| <input type="checkbox"/> Broadcast Engineering | <input type="checkbox"/> Advanced Engineering |

Your present occupation _____

Name _____ Age _____
(please print)

Address _____

City _____ State _____ Zip _____

PE-20 Approved for Veteran's Training under Korean GI Bill.

Cleveland Institute of Electronics

1776 E. 17th Street, Dept. PE-20
Cleveland, Ohio 44114



new concepts

increase efficiency
and range...

MARK ANTENNAS

MARK V Colinear Gain Omnidirectional

◆ CB Base Station Antenna

Advanced concept utilizes full legal height of 20 ft. Has two in-phase elements, with feed point internally at center of antenna. Offers unusually low angle of radiation and maximum omnidirectional gain for extended range and coverage. Provides precise internal 52-ohm match and low VSWR over greater bandwidth. Extremely rugged.

MARK SM-27 Monowhip Sleeve Monopole Center-Fed Mobile CB Antenna

Unique mid-point excitation greatly lowers the angle of radiation to concentrate the maximum signal where you need it, provides most effective longer-range communications. Raised feedpoint helps overcome radiation pattern distortion and provides more uniform omnidirectional coverage. Low VSWR (less than 1.5:1) at 52-ohms impedance. Internally connected 17 ft. coaxial cable. Overall height is 6 ft. Extremely rugged. No insulator required. (Patent Applied for)

Advanced Line of CB and HAM Antennas

The advanced-design MARK line includes a wide choice of unique base station, mobile, portable, and marine antennas—to improve efficiency in citizens band and amateur radio communications.

See your B&K/MARK Distributor
or write for Catalog HW21-P

B & K/MARK

DIVISION OF DYNASCAN CORPORATION

1801 W. BELLÉ PLAINE AVE. • CHICAGO 13, ILL.
Canada: Atlas Radio Corp., 50 Wingold, Toronto 19, Ont.
Export: Empire Exporters, 253 Broadway, New York 7, U.S.A.

CIRCLE NO. 42 ON READER SERVICE PAGE

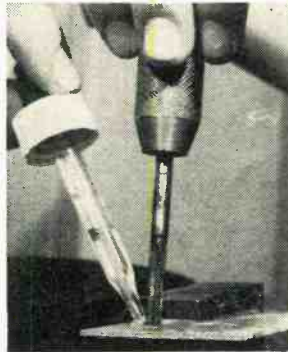
Tips

(Continued from page 20)

let strip behind the new base keeps line cords out of the way. —Rus Arnold

TETRACHLORIDE TAPPING TIP

If you use oil as a lubricant when tapping holes in metal, you may find that after a short time the oil gums, binds the tap, and



the tap breaks off. To prevent this sort of tragedy, try using carbon tetrachloride as a tap lubricant. Because of its high rate of evaporation, neither gumming nor binding will occur, and you'll have a cleaner job.

The carbon tet can be stored in an old medicine dropper bottle which will also serve as a convenient dispenser. However, make sure that the room is well-ventilated while you're using the carbon tet. —Robert K. Dye

NEAT LAYOUT FOR PRINTED-CIRCUIT BOARDS

You'll find it easier to keep components on a printed-circuit board aligned and neatly arranged if you try this simple tip. Instead of laying out the board with penciled guide lines (they tend to erase themselves while you work), place a piece of perforated board over the copper laminated board, and spray with acrylic paint from a height of at least two feet. This will give you a grid of small dots on the circuit board to use as component centers and guides for the copper runs. After laying out the resist tapes, quickly slish the board with lacquer thinner to remove the paint; if you work fast, the tapes will not be affected. If you use the resistive ink method, the dots can be removed with an ordinary ink eraser. —Donald E. Lancaster



POPULAR ELECTRONICS

CONQUEST OF COMMUNICATIONS

... IN EVERY MODE

Hammarlund's experience in communications dates back more than half a century—from the pioneer days of radio and the design of the Comet PRO (circa 1920) to the modern SUPER PRO-600—an industry standard—against which all other professional receivers are judged.




IN AMATEUR RADIO HQ-170A-VHF All Popular Ham Bands
In One Unit 2 Meters... 6 Meters... And 160 thru 10 Meters... all in one superlative SSB receiver. Separate NuVistor front ends for both 6 and 2 meters, excellent electrical and mechanical stability, expanded vernier tuning, all combine to make this a truly fun-to-work-with unit on AM, CW or SSB. **HQ-180A** General Coverage at its SSB Best General coverage receiver—540 KC to 30 MC—with every feature found in a Ham-Band-Only unit.

HQ-180A—\$449.00



HQ-170A—\$429.00
IN CITIZENS BAND RADIO The CB-6 More Miles-Per-Message—Evolved from the priceless experience of producing commercial and business 2-way radio, the rugged CB-6 sets new standards for reliability in CB communications. This compact, commercially engineered equipment gets more miles-per-message through the three or more watts to the antenna, outstanding 0.5 μ Volt sensitivity, and superlative squelch and noise limiting. Extremely quiet with no signal. Extremely clear audio through the largest speaker in CB.



CB-6 \$179.50

Includes mobile mounting bracket and PTT microphone

IN COMMERCIAL/INDUSTRIAL 2-WAY RADIO Hammarlund is a major producer of 2-way radio equipment and Hammarlund-produced Outcom 2-way radio is a rapidly growing factor in the essential communications systems of public safety and public utility.



HAMMARLUND
 MANUFACTURING COMPANY
 A GIANNINI SCIENTIFIC COMPANY
 53 West 23rd St., New York 10, N. Y.

Gentlemen:

Please send me complete technical data on: () CB Radio equipment
 () Amateur Radio Equipment () Commercial/Industrial 2-Way Radio

NAME _____

ADDRESS _____


CITY _____

STATE _____

CIRCLE NO. 13 ON READER SERVICE PAGE

New Products

Additional information on products covered in this section is available from the manufacturers. Each new product is identified by a code number. To obtain further details on any of them, simply fill in and mail the coupon which appears on page 15.



TRANSISTORIZED C-R BRIDGE

The Model 62 capacitance-resistance bridge is one of a group of transistorized test equipment items manufactured by Nombrex in England and sold and serviced in the

United States by the *Path Products Corporation*. Power is supplied by a standard U.S.A. 9-volt transistor battery that fits inside the two-pound $6\frac{5}{8}'' \times 4\frac{5}{8}'' \times 2\frac{5}{8}''$ unit. Capacitors from 1 pf. to 100 μ f. (in three ranges) can be checked for value, power factor,



Circle No. 75 on Reader Service Page 15

and leakage. The resistor bridge covers 10 ohms to 100 megohms in three ranges. Other features include: accuracy of better than 2%, a built-in indicator for bridge balance, and expanded capacitance and resistance scales. Price, \$32.25, with battery and instructions.

RECORDER TEST-TAPE

Tape recorder enthusiasts will be interested in the new prerecorded "Test-Tape" being marketed by *Burgess Battery Company*. It's the first step-by-step explanation, in sound, of how to be sure that your recorder checks okay for volume control, sound level, frequency response, fidelity, balance, and timing. It also tells you how to record sound on sound, splice, and edit. A 1200' tape, one side is recorded at $7\frac{1}{2}$ ips, the other at $3\frac{3}{4}$ ips. Price is \$1, when you buy it with one reel of unrecorded Burgess tape.

Circle No. 76 on Reader Service Page 15

"OMNISONIC" SYSTEM


Is it a speaker, or is it a table lamp? According to *Acoustica Associates, Inc.*, it's a lamp and two speakers. The new "Omnisonic" system is comprised of a cylindrical wide-range electrostatic speaker in the form of a translucent lamp shade, and a base-mounted front-loaded 6" dynamic woofer. Sound output is said to be delivered in a true 360° pattern from below 40 cycles to well over 25,000 cycles. The electrostatic speaker, including the fabric shade cover, is less than $\frac{1}{4}''$ thick, and consists of a diaphragm between two concentric wire mesh electrodes. The lamp-speakers come in a variety of styles and finishes. A hand-turned wooden Grecian-urn-shaped model is priced at \$229.50. Another model with a leather-covered cylindrical base costs \$209.50.



Circle No. 77 on Reader Service Page 15

FM STEREO TUNER

Six major engineering innovations are claimed for *H. H. Scott's* new Model 312 transistor FM stereo tuner. They include a "Comparatron" for silent automatic stereo switching, "Flat Line Limiting" circuits for noise-free FM reception, a silver-plated four-nuovistor front end, a.g.c.-controlled i.f. stages, solid-state series-gate multiplex circuitry, and a "Bi-symmetric" audio output stage. Usable sensitivity (IHF) is 2.2 μ v. (minimum); signal-to-noise ratio, 65 db; distortion, under 0.8%; and drift, less than 0.02%. The frequency response (in stereo) of the Model 312 is ± 1 db, 30-15,000 cycles. Price, \$259.95.



Circle No. 78 on Reader Service Page 15

INTERNATIONAL TIME INDICATOR

Amateurs and SWL's will be interested in the "I.T.I." clock announced by the *International Time Indicator Company* which eliminates the necessity of computing GMT, a.m., p.m., today or tomorrow, etc., in cities and countries around the world. The

various time zones with over 100 cities, states, and countries are shown on the front panel. The center dial revolves once every 24 hours in a clockwise direction. You set the dial to the time in your zone by means of the center knob, and the time for any other part of the world can then be read on the dial. For 117-volt, 60-cycle a.c. operation. Price, \$11.95.

Circle No. 79 on Reader Service Page 15

CONVENIENT OUTLET BOX


Simultaneous on-off switching of six different appliances is possible with the new power outlet box offered by *E-M Manufacturing Co., Inc.* The box incorporates its own circuit breaker, and a long-lasting neon pilot light and a toggle switch both show whether current is on or off. Three models of the outlet box are available: Model 64, for home use, accepts only ungrounded plugs (\$7.95); Model 86, for garage or basement workshop, accepts both grounded and ungrounded plugs (\$9.95); and Model 87, for industrial use, is a heavy-duty 20-ampere unit (\$17.95).



Circle No. 80 on Reader Service Page 15

ELECTRONIC SNIPS

Fine wire and filament cutters for electronic assembly and service work have been added to the *Xcelite* line of professional hand tools. Made of high-carbon, hot drop-forged tool steel, the No. 86 "Electronic Snips" can also be used for removing insulation and for cutting sheet metals and other light materials up to 0.025" thick. A conveniently located, thumb-operated latch keeps the snips closed, and a coil spring returns the blades to open position for smooth, continuous cutting. Over-all length of the snips is 6½", maximum length of cut 1¼". List price, \$3.90.




Circle No. 81 on Reader Service Page 15

HAM-BAND LINEAR AMPLIFIER

For amateur use on 80 through 10 meters, the NCL-2000 linear amplifier announced

by *National Radio Company, Inc.*, is designed to provide 2000 watts SSB PEP, and 1000-watt c.w., AM, and RTTY operation. The output tubes are two RCA 8122 ceramic tetrodes intended specifically for high-power SSB service; available plate dissipa-



Circle No. 82 on Reader Service Page 15

tion is 800 watts. A solid-state power supply is built in. The NCL-2000 utilizes a passive, untuned grid circuit so that it may be adjusted to allow excitation to full output from any transmitter or transceiver providing from 20 to 200 watts of peak drive. This circuit also permits the amplifier to be used as a dummy load. Measuring only 7½" x 16¾" x 12¾", the NCL-2000 is priced at \$585.00.

HAND RIVETER

An easy-to-use hand riveter resembling a pair of pliers is now available from *Brookfield Associates*. The "Rivet-All" riveter is said to fasten virtually any two materials together. You simply insert a "Klik" rivet in a pre-drilled hole, place the riveter head over the rivet mandrel, and squeeze the handle. The rivet is clinched and the mandrel broken off, leaving a tight, vibration-proof joint. Price, \$5.95 with supply of rivets; extra rivets, 98 cents.



Circle No. 83 on Reader Service Page 15

DRY BATTERY REPLACEMENT

The "Lectrocell" will permanently replace the dry battery used in any vacuum-tube voltmeter to enable it to measure resistance. Manufactured by *Lectrotech, Inc.*, it is a miniaturized power supply of exactly the same size and shape as the battery it replaces. It can be installed in a few minutes and, once in place, furnishes the 1½ volts



Circle No. 84 on Reader Service Page 15

New Products

(Continued from page 25)

of d.c. formerly supplied by the dry battery. Price, \$3.95.

FM STEREO TUNER-AMPLIFIER

Featured in the new 80-watt FM stereo tuner-amplifier introduced by *Sherwood Electronic Laboratories, Inc.*, is a powered center channel for direct connection of



Circle No. 85 on Reader Service Page 15

middle channel or extension mono speakers. The S-8000IV also has a front panel stereo headphone jack and a separate speaker disabling switch. Sensitivity is 1.8 μ v. (IHF), FM distortion $\frac{1}{3}\%$ at 100% modulation. A 2.4-db capture effect eliminates stereo broadcast background noise, and special FM interchannel hush circuits suppress be-

tween-station noise. Accurate tuning is insured by a D'Arsonval zero-meter. Price, \$329.50; optional leatherette case, \$9.50; walnut cabinet, \$29.50.

HI-FI SPEAKER LINE

Jensen Manufacturing Company has announced a new line of hi-fi speakers, the DELTA series, which consists of three models. The DL-220 (shown in the photo) is a 3-element, 12" coaxial unit which provides 25-cycle resonance, has a frequency range of 25 to 16,000 cycles, and is priced at \$34.75. The DL-120 is a dual-cone 12" speaker with a frequency range of 40 to 15,000 cycles, priced at \$21.50. A dual-cone 8" speaker, the DL-80 has a 50 to 15,000 cycle range and costs \$15.25. Power capacity of all three units is 20 watts.



Circle No. 86 on Reader Service Page 15

-30-

NOW YOU CAN SECURE A HIGH SALARIED • TOP PRESTIGE CAREER IN ELECTRONICS IN ONLY ONE YEAR!

ELECTRONICS is the fastest growing industry in America today, creating unlimited opportunities for high salaries, with rapid advancement in **INDUSTRY AND THE ARMED FORCES** for Bailey Trained electronic engineering technicians.

LARGE CORPORATIONS from coast to coast, and **BRANCHES OF THE ARMED FORCES** send recruiters to visit each graduating class at Bailey Tech, offering unusually high starting salaries.

BAILEY GRADUATES ARE BEING HIRED for such fascinating and interesting work as technical salesmen, research and development of guided missiles, electronic business machines and automatically controlled manufacturing plants, etc., also good **RATINGS IN THE ARMED FORCES**.

UP TO SEVEN TECHNICIANS are needed for every engineer... this, plus superior training is why Bailey Graduates are being paid more to start, and are advancing more rapidly than many men who have spent four years in training.

Resident training is easier and costs less than you may think! We provide housing and part-time jobs while in school, plus free nationwide employment service for graduates. If you want to quickly enter America's fastest growing and most exciting industry, write for free booklet... no obligation.

VETERAN APPROVED

BAILEY INSTITUTE OF TECHNOLOGY

1930 S. Vandeventer, St. Louis, Mo. 63110



This Minneapolis-Honeywell system controls hundreds of automatic manufacturing operations. Experience on live equipment is emphasized at Bailey and is another reason for the tremendous backlog of high pay positions waiting **BAILEY GRADUATES**.

MAIL TODAY

Please mail immediately this free booklet without obligation

PE-8

Phone _____ Age _____

Name _____


Address _____

City _____ State _____



CIRCLE NO. 3 ON READER SERVICE PAGE

INTERNATIONAL'S **NEW** EXECUTIVE 750-H CITIZENS BAND TRANSCEIVER . . . FOR PEOPLE WHO EXPECT THE **VERY BEST***



The International **Executive 750-H** introduces a transceiver that is quickly adaptable to all types of mobile or base installations.


The remote console, which is normally installed under the auto dash, has a new companion speaker console. It may be combined with the remote unit or mounted separately. The speaker makes a perfect base when the remote console is used on a desk. Provision has also been made for adding an S/meter.**

What's more, the Executive 750-H is loaded with extra performance features; such as, 23-crystal controlled channels, illuminated channel selector dial, a new speech clipper, increased selectivity, new connections for easy cabling.

The Executive 750-H is complete with crystals, mounting rack for the remote console, trunk mounting rack for the set, push-to-talk microphone, power cable kit, plus all necessary connecting cables. Operates on 6 vdc, 12 vdc, or 115 vac.

Your International dealer has a liberal trade-in plan. **Step up to an Executive 750-H today!**

CIRCLE NO. 15 ON READER SERVICE PAGE



The Executive 750-H consists of three units: (1) the remote console, which turns the set (in the trunk) on or off, adjusts speaker volume and squelch; (2) the speaker console; (3) the main set which houses all other transmitting and receiving components.

*Performance—Construction—Design—Components

**S/meter available as an accessory item.

WRITE TODAY FOR OUR 1964 CATALOG.



18 NORTH LEE • OKLAHOMA CITY, OKLA.

BECOME A RADIO TECHNICIAN
For ONLY \$26.95

BUILD 20 RADIO CIRCUITS AT HOME

with the New
Progressive Radio "Edu-Kit"®
ALL Guaranteed to Work!

only
\$26.95
Ref. U.S.
Pat. Off.



A COMPLETE HOME RADIO COURSE

BUILD

- 12 RECEIVERS
- 3 TRANSMITTERS
- SIGNAL TRACER
- SIGNAL INJECTOR
- CODE OSCILLATOR
- SQ. WAVE GENERATOR
- AMPLIFIER

- No Knowledge of Radio Necessary
 - No Additional Parts or Tools Needed
 - Excellent Background for TV
- Training Electronics
Technicians Since 1946

FREE Set of Tools, Pliers-Cutters, Tester, Soldering Iron, Alignment Tool, Wrench Set.

WHAT THE "EDU-KIT" OFFERS YOU

The "Edu-Kit" offers you an outstanding PRACTICAL HOME RADIO COURSE at a rock-bottom price. You will learn radio theory, construction and servicing. You will learn how to build radios, using regular schematics; how to solder and wire in a professional manner; how to service and trouble-shoot radios. You will learn how to work with punched metal chassis as well as the new Printed Circuit chassis. You will learn the principles of RF and AF amplifiers and oscillators, detectors, rectifiers, test equipment. You will learn and use the code, using the Progressive Code Oscillator. You will build 20 Receiver, Transmitter, Code Oscillator, Signal Tracer, Square Wave Generator, Amplifier and Signal Injector circuits, and learn how to operate them. You will receive an excellent background for TV. In brief, you will receive a basic education in Electronics and Radio, worth many times the small price you pay, only \$26.95 complete.

PROGRESSIVE TEACHING METHOD

The Progressive Radio "Edu-Kit" is the foremost educational radio kit in the world, and is universally accepted as the standard in the field of electronics training. The "Edu-Kit" uses the modern educational principle of "Learn by Doing." You begin by building a simple radio. Gradually, in a progressive manner, and at your own rate, you construct more advanced multi-tube radio circuits, learn more advanced theory and techniques, and do work like a professional radio technician. These circuits operate on your regular AC or DC house current.

THE "EDU-KIT" IS COMPLETE

You will receive all parts and instructions necessary to build 20 different radio and electronic circuits, each guaranteed to operate. Our kits contain tubes, tube sockets, variable, electrolytic, mica, ceramic and paper dielectric condensers, resistors, tie strips, coils, hardware, tubing, punched metal chassis, Instruction Manuals, hookup wire, solder, selenium rectifiers, volume controls, switches, etc. In addition, you receive Printed Circuit materials, including Printed Circuit Chassis, special tube sockets, hardware and instructions. You also receive a useful set of tools, pliers-cutters, an alignment tool, professional electric soldering iron, wrench set, and a self-powered, dynamic Radio and Electronics Tester. The "Edu-Kit" also includes Code instructions and the Progressive Code Oscillator. You will also receive two sets for sale, including with the Progressive Signal Tracer and the Progressive Signal Injector, a High Fidelity Guide, FCC Amateur License Training Book, and a Quiz Book.

All parts, components, etc., of the "Edu-Kit" are 100% unconditionally guaranteed, brand new, carefully selected, tested and matched. Everything is yours to keep. The complete price of this practical home electronics course is only \$26.95.

TROUBLE-SHOOTING LESSONS

You will learn to troubleshoot and service radios, using the professional Signal Tracer, the unique Signal Injector, and the dynamic Radio and Electronics Tester, Consultation Service will help you with any technical problems.

J. Stasitis, of 25 Poplar Pl., Waterbury, Conn., writes: "I received the Progressive Radio Kit, and made money. The "Edu-Kit" paid for itself. I was ready to spend \$240 for a course, but I found your ad and sent for your kit."

FREE EXTRAS

- Set of Tools • Radio Book • Radio and Electronics Tester • Electric Soldering Iron • Pliers-Cutters • Alignment Tool • Tester Instruction Book • Hi-Fi Book • TV Book • Quiz Book • Membership in Radio-TV Club • Consultation Service • FCC Amateur License Training • Printed Circuitry • Certificate of Merit • Valuable Discount Card • Wrench Set

UNCONDITIONAL MONEY-BACK GUARANTEE

ORDER FROM AD—RECEIVE FREE BONUS RADIO & TV PARTS JACKPOT WORTH \$15

- "Edu-Kit" Postpaid. Enclosed full payment of \$26.95.
- "Edu-Kit" C.O.D. I will pay \$26.95 plus postage.
- Send me FREE additional information describing "Edu-Kit."

Name _____
Address _____

PROGRESSIVE "EDU-KITS" INC.
(ATT: S. GOODMAN, M.S. in Ed., PRES.)

1186 Broadway Dept. 622D Hewlett, N. Y.

CIRCLE NO. 26 ON READER SERVICE PAGE

ODDS 'N' ENDS

Old-timers in the ham ranks who fondly recall the "8JK" beam antenna will welcome news that the inventor, Dr. John D. Kraus, W8JK, is still using his antenna experience to good advantage. For the past decade, Johnny Kraus has supervised the radiotelescope research program at Ohio State University. According to a recent announcement, W8JK has found evidence that the galaxy of which our sun and solar system are small members may have a halo of radio energy. By the way, the antenna at the 8JK project is a movable reflector 260 feet long and 100 feet high!

This year is the 50th anniversary of the National Radio Institute, Washington, D. C. In 1909, James E. Smith, a young high school teacher, saw the vast possibilities in "wireless" and some five years later had developed a radio correspondence course. This marked the beginning of the National Radio School (later the word "School" was dropped and "Institute" substituted). Continuously in business throughout these 50 years, NRI has taught radio or electronics to over 750,000 students. Congratulations!

The new Boy Scout Electronics Merit Badge was recently awarded to the first 32 scouts to qualify in the New York—New Jersey area, with Robert W. Sarnoff, chairman of the board of NBC, taking part in the ceremonies. To earn the badge, a scout must know how to read and draw schematics, labeling components and explaining their purposes. He must also wire a circuit, and complete a special project in electronics.




One thin dime sent to Supreme Publications, 1760 Balsam Rd., Highland Park, Ill., will buy you the new "1964 Master Index to Supreme Publications." The Index lists every radio and TV set included in the various volumes of Supreme's "Most-Often-Needed Servicing" manuals. It normally goes for two bits, but if you say you saw it in P.E., you get the special price.

**MORE AND MORE
CB'ERS ARE
MOVING UP TO...**



TR-70C MOBILE

Now available with
PS-101 A.C. Power Supply



PERFORMANCE ENGINEERED

Designed from the start with one important thing in mind — *top performance*. The receiver sensitivity is .1 uv. for 300 milliwatts of audio. Adjacent channels are 60 db. down. A minimum of 3.5 watts of output and keyed compression mean you will get out like you never have before.

BUILT-IN QUALITY

Every set is carefully assembled, using the finest materials available, and is carefully inspected at each step along the way. Tram Electronics, Inc. believes you buy a CB Transceiver to use, not repair.

GUARANTEED RELIABILITY

The Tram Electronics people make every effort to make each set perfect... for continued top performance in hard use. If your new Tram does not perform to your expectations — use your unconditional 10 day return privilege for an exchange or full refund.

TRAM

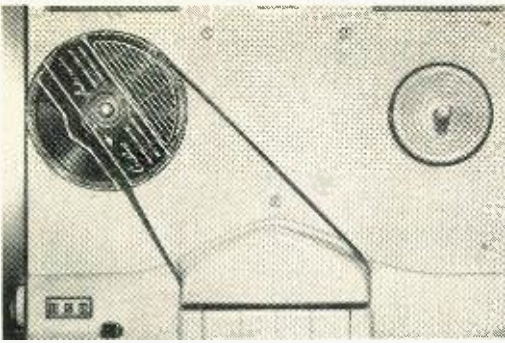
**ELECTRONICS
INCORPORATED**

P.O. BOX 187, DEPT. P8

WINNISQUAM, N.H., 03289

Please send by return mail at no obligation, detailed information and specifications on TRAM Citizens Band equipment and my FREE TRAM ANTENNA BANNER.

Name _____
Street _____
City _____ State _____



JUST NO END TO IT

Endless magnetic tape magazine for automatic and continuous playback. Instantly converts any reel-to-reel tape recorder to a continuous player. Ideal for party music, helping children with studies, language practice, sleep learning, unlimited commercial use.

- Fits any recorder • No threading
- No rewinding • Plays 15 minutes
- repeats automatically • Record or erase as with standard rewind tapes. Always ready for use.

\$9.75—at most audio Visual and Recording equipment dealers or sent postpaid. Satisfaction guaranteed.

Cousino Electronics Corp., Dept. PEM
1941 Franklin Ave., Toledo, Ohio 43624

Cousino AUDIO-VENDOR

CIRCLE NO. 7 ON READER SERVICE PAGE



send for NEW FREE
CRYSTAL CATALOG
with NEW TRANSISTOR
OSCILLATOR CIRCUITS

Citizen Band Class "D" Crystals

3rd overtone — .005% tolerance — to meet all FCC requirements. Hermetically sealed HC6/U holders. $\frac{1}{2}$ " pin spacing. .050 pins. (Add 15¢ per crystal for .093 pins). **\$2.95 EACH**

All 23 channels frequencies in stock: 26.965, 26.975, 26.985, 27.005, 27.015, 27.025, 27.035, 27.055, 27.065, 27.075, 27.085, 27.105, 27.115, 27.125, 27.135, 27.155, 27.165, 27.175, 27.185, 27.205, 27.215, 27.225, 27.255.

Matched crystal sets for ALL CB units (Specify equipment make and model numbers) \$5.90 per set

RADIO CONTROL CRYSTALS in HC6/U HOLDERS—SIX FREQUENCIES

In stock for immediate delivery (frequencies listed in megacycles): tolerance .005%, $\frac{1}{2}$ " pin spacing, .050 pin diameter. (.093 pins available, add 15¢ per crystal.) Specify frequency.
26.995, 27.045, 27.095, 27.145, \$2.95 EACH
27.195, 27.255
(add 5¢ per crystal for postage and handling)

ORDER FROM CLOSER PLANT TEXAS CRYSTALS

DEPT. P
1000 Crystal Drive
FORT MYERS, FLORIDA
Phone 813 WE 6-2109
TWX 813-334-2830

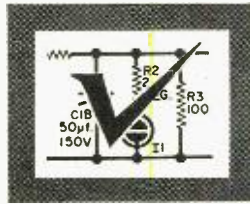
AND
4117 W. Jefferson Blvd.
LOS ANGELES, CALIF.
Phone 213-731-2258
TWX 213-737-1315

Division of



CIRCLE NO. 31 ON READER SERVICE PAGE

Operation Assist



THROUGH THIS COLUMN we try to make it possible for readers needing information on out-dated, obscure, and unusual radio-electronics gear to get help from *other* readers. Here's how it works: Check over the list below. If you can help anyone with a schematic or other information, *write him directly*—he'll appreciate it. If you need help, send a post card direct to OPERATION ASSIST, POPULAR ELECTRONICS, One Park Avenue, New York, N.Y. 10016. Give the maker's name, the model number, year of manufacture, bands covered, tubes used, etc. Be sure to print or type everything legibly, including your name and address, and be sure to state specifically what you want, i.e., schematic, source for parts, etc. Remember, *use a post card*; we can handle them much faster than letters. Don't send a return envelope; your response will come from fellow readers. Because we get so many inquiries, none can be acknowledged, and POPULAR ELECTRONICS reserves the right to publish only those requests that normal sources of technical information have failed to satisfy.

Schematic Diagrams

Stromberg-Carlson radio/phone combination, ser. 414237, circa 1940, FM, AM, s.w. Push-button tuning, 14 tubes. (Chris Nystrom, 1615 W. Oakton St., Arlington Heights, Ill. 60004)

Radiotone transcription center, Model HR-8, about 1946, made by Radiotone Corp, N. Hollywood, Calif. (R. A. Kerr, Jr., 1714 Heritage Ave., Placentia, Calif.)

RCA Victor 12" TV receiver. Model 8TS-30. Covers channels 1-13. (R. M. Gabrielson, 728 Eagle Rock Ave., West Orange, N.J. 07052)

Lectra Laboratories Model LV-2 wave generator used in therapy work, about 1941. (J. E. Willson, 19 Ivy Lane, Glen Burnie, Md. 21061)

Truetone Model D692, 3-band, 10-tube receiver, about 1950. Made by D.R.C. Factory, Detroit. (Keith Toliver, 632 West Southern, Springfield, Ohio)

Crosley Model 9-408 TV set, ser. 3311, 28 tubes. (Sam George, 2237 Brown Rd., Lakewood 7, Ohio)

Sentinel Model 242, 3-way portable, about 1940-41. (Russel E. Thorpe, 15552 Stone Ave., N. Seattle, Wash. 98133)

RCA Model AVR-20-A aircraft receiver. Covers 2.3-6.5 mc. (Rowie Precoco, 3944 Dearborn Ave., Sarasota, Fla.)

Brunswick Model 5 KRO receiver, ser. 156966, vintage 1928. Tunes 550 kc.-1400 kc. (Robert H. Wilson, 8 Del Ray Ct., Vallejo, Calif. 94590)

Aeronautic 6-tube BC-s.w. phono console. (John Taylor, 22036 Hart St., Canoga Park, Calif. 91304)

Coronado BRC Model 6D115-6 a.c.-d.c. receiver, chassis 856199, 1947. (D. G. Soderling, 6507 Grand Ave. S., Richfield 23, Minn.)

Zenith Model 5-R-312 AM radio, circa 1930-40(?). (Harry Walters, 1513 Brinton Rd., Pittsburgh 21, Pa.)

SCR-284/T4 radio transmitter-receiver, ser. 14, made by Philco. (D. Mirto, 409 Church St., Ambler, Pa.)

(Continued on page 32)

Give your
mobile

installation this
**PROFESSIONAL
"SPRING" TUNE-UP!**

Brand new from the Antenna Specialists—
the *professional touch* to dress up
and power up your mobile rig!
Famous high-performance, low-noise
A/S base-load design . . . "17-7"
stainless steel whip (bend it in a full circle,
snaps back to perfect vertical!) . . .
fine-tuning adapter built-in. Now—
*available with a beautiful, functional stainless
steel shock spring!* Complete with cable
and connectors, wide choice of base mounts.
Tool over to your CB dealer today!

M-124

**"SUPER MAGGIE MOBILE"
CB ANTENNAS**

(Newest "Hot Rod" to match perfectly the great M-117 "Super Magnum" base antenna)




**"SPRING" TUNE-UP FOR
YOUR PRESENT ANTENNA!
M-126 CONVERSION KIT**

Spring, adapter, wrench, all hardware
for adding Shock Spring
to M-67, M-73, M-74.



the
antenna
specialists co.


TM "Stripes of Quality"



12435 Euclid Ave., Cleveland, Ohio 44106


Export Div.: 54-14 Woodside Ave., Woodside 77, N. Y.

almost
forgot...



Send for details on our **ZEUS®**
AC ELECTRIC GENERATORS
Noise-free portable power . . . 12 models.

CIRCLE NO. 2 ON READER SERVICE PAGE



when it's time to think of college

inquire about Electronics at MSOE

Planning your space age engineering education now, will enhance your career later. Find out about MSOE programs in Electronics, Computers, and Electrical Engineering.

Obtain all the facts about courses leading to 4-year Bachelor of Science and 2-year Associate in Applied Science degrees. Find out about MSOE scholarships, financial aids, job placement opportunities, and other services.

Assure yourself of a bright future in the exciting field of space age engineering and technology. Write for your Free "Career" booklet which will tell you about educational advantages at MSOE.



MSOE

**MILWAUKEE
SCHOOL OF ENGINEERING** MS-217
Dept. PE-864, 1025 N. Milwaukee St.
Milwaukee, Wisconsin 53201

Tell me about a career through residence study:

- Electronics field Mechanical field
 2-years or 4-years

Name.....Age.....

Address.....

City, State.....

CIRCLE NO. 19 ON READER SERVICE PAGE

Operation Assist

(Continued from page 30)

RME Model 70 communications receiver, ser. W94. (Tom Carter, Blue Mountain Ranger Station, Prairie City, Oregon 97869)

Monarch Mfg. Co. Model 12N signal generator, 100 kc.-28 mc. (Frank W. White, 4762 Wheeler Ave., Jacksonville 10, Fla.)

Wilcox Electric Model S-101 receiver, 1941. Tunes 195-425 kc. (Bradley J. Thompson, 347 Davis St., Greenfield, Mass.)

Precision Apparatus Corp. Model 860 multi-range VOM. (T. T. Balan, 5577 Waterbury Ave., Maple Heights, Ohio 44137)

Freshman Masterpiece receiver, ser. E29063, about 1925. (J. W. Perkins, 76 Florence St., Green Ridge, Pa. 19014)

Zenith Model 5907 receiver, 8 tubes plus magic eye, about 1939: **Zenith Model 6815** 6-tube, about 1937. (Peter Bartlett, 1866 Main St., Marshfield Hills, Mass.)

Mains Model 48A a.c./d.c. table radio, 4 tubes. (Steve Konon, 416 Maple Ave., Uniondale, L.I., N.Y. 11553)

Delco Model R1118 BC-s.w. receiver, made by United Motor Service Inc. (Harlan H. Schomburg, Route 3, Madison, Wis. 53713)

Zenith Model 6-S-229 6-tube receiver. Covers .55-18 mc. (Danny Wilson, R.R. 2, Manchester, Okla. 73758)

BC-197 receiver, ser. 124, 1934. Tunes 100-1000 kc. Made by Hygrade-Sylvania Corp. for Signal Corps. (Fred Marx, 251 W. 74 St., New York 23, N.Y.)

Schuttig & Co. Model RCP s.w. receiver ser. 310, made for CAA. Tunes 0.2-30.0 mc. (D. F. Clark, 85 Fifth St., Gilroy, Calif.)

IP-94/APA-17 radar indicator. (Terry L. Prajsner, 9217 Schrier Rd., Rossford, Ohio 43460)

Eagle neotrodyne receiver, about 1923. Has five 201-A tubes. (Merideth Funk, 1619 Howe Ave., Apt. C, Sacramento, Calif.)

Arborphone Model 27 TRF receiver, circa 1926. (Michael K. Dunn, Route 1, Box 398, Chippewa Falls, Wis.)

Crosley Model 51 two-tube receiver, about 1925, ser. 37201E. (G. Barber, 18 Landis Dr., Las Vegas, Nev. 89110)

RCA Radiola Model AR920 receiver. Has 8 tubes, is battery-operated. (Howard C. Fisher, R.D. #6, Washington, Pa.)

United American Bosch Model 470 Vibro-power receiver. Has 7 tubes, 4 bands. (Willie Stockton, Jr., Box 11, Elgin, Texas 78621)

Special Data or Parts

Radio City Products Model 322 tube tester. Tube chart and manual needed. (E. W. Usakowski, 9820 Flatlands Ave., Brooklyn 36, N.Y.)

Supreme Model 599A tube tester. Tube settings wanted and info for making adapters 3742-9545X, 9544. (Leo G. Smith, R.D. #1, Box 375B, Sandy, Utah 84070)

Philco 10C853 record player, about 1941, and HR-1 home recording kit (39-7081). Schematic and operating info needed. (Fred Brakeall, 101 Tulip Lane, Dayton, Ohio 45432)

Magnovox Model D TRF receiver. No. 6064, circa 1925. Schematic, battery connections and voltages, and other info needed. (Bill Verduin, 84 Ridgewood Rd., Chagrin Falls, Ohio)

Philco Model 91 BC receiver, circa 1934. Manual, schematic, and sources for replacement parts wanted. (Keith Thompson, Route 5, State Park Rd., Greenville, S.C. 79609)

Emerson 2-band BC and s.w. 5-tube radio, about 1948. Data and schematic needed. (Frank A. Shevock, Jr., 268 Miller St., Luzerne, Pa. 18709)

BC-654A surplus communications receiver made by Crosley. Tech manual, schematic and equivalents for tubes needed. (John Weaver, 1929 Arnold, Topeka, Kan. 66604)

BC-221-AN frequency meter, ser. 4, made by Allen D. Cardwell Corp. Manual TM 11-300-AN needed. (I. Simmons, Bloom, Kan. 67833)

(Continued on page 34)

NOW IT'S A BREEZE

to paint everything
you see here
including the room—

with the
**WORLD'S FIRST ROTARY
ACTION PAINT GUN!**


All yours with practically
**NO MISTING — NO OVERSPRAY —
CAN'T EVER CLOG IN OPERATION!**

**ONLY THE SLOAN-ASHLAND
ROTARY ACTION PAINT GUN**

Let's you paint a line
so fine you can
write your name . . .



cover a full foot-and-a-half
swath with one pass . . .



paint within inches . . .



Delivers as much paint per minute as a \$200 industrial compressor model. HANDLES WATER SOLUBLE, RUBBER BASE, OIL BASE, FLAT, SEMI-GLOSS AND ENAMEL PAINTS. LIGHT OILS . . . INSECTICIDES . . . FLOOR WAXES, POLISHES AND OTHER LIQUIDS.

- No costly compressors
- No nozzles, needles, strainers to clog
- No air hoses to drag
- No flimsy vibrators
- 2-SPEED OPERATION for perfect control of light and heavy liquids.
- FINGER-TIP CONTROL OF PAINT FLOW—trigger lets you start and stop spraying instantly.
- ADJUSTABLE GATE FOR EXACT WIDTH OF SPRAY YOU WANT—from ¼" to 18"—can't ever clog in operation.

- CLAMP-ON CAN holds full quart
- PAINT VOLUME CONTROL lets you deliver just the amount of paint desired to the working surface
- For 115V AC operation
- Fully guaranteed
- ALUMINUM DIE CAST HOUSING for light weight and rugged durability
- CAN'T EVER CLOG IN OPERATION

Powerful GE motor and rotary action spin the paint at a steady 17,000 RPM . . . actually makes the Sloan-Ashland Paint Gun impossible to clog in operation!

- Reduces misting and overspray to a minimum. Eliminates 90% of usual masking! No more need to cover everything in sight.

AMAZINGLY EASY TO CLEAN OR CHANGE COLORS . . .
Fill container with water or proper solvent, run gun for a minute or two. That's all there is to it! No mess, no bother!

\$59⁹⁵



FREE

**TWO QUARTS OF
SPRED-SATIN PAINT**



**Covers 300% more width
in each stroke than a 6" brush or roller . . .**

Now you can do 100 Sq. ft. of surface in minutes—because you cover three times as much area on each stroke, with the Sloan-Ashland Rotary Paint Gun. You cover a full foot-and-a-half swath with perfect control. Big job or small . . . inside or outside . . . whether you're spraying paint or other fluids—nothing does the work as quickly, as easily as this amazing paint gun!

**Typical Oval Pattern of
Ordinary Spray Gun.**



Oval spray and wide feathering around edges make precise work difficult, requires extensive masking.

**"Straight Line" Pattern of
Sloan-Ashland Paint Gun.**



Straight line spray and minimum of feathering gives you perfect control for the most precise painting.

American Products Division, 589 Broadway, New York 12, N.Y.
Send me your new Sloan-Ashland Rotary Paint Gun. I may use it for seven days free, and return it at your expense if I am not fully satisfied.

Also—send me two free quarts of Spred Satin Paint (worth \$4.30) which I may keep and use whether or not I agree to buy the Sloan-Ashland Rotary Paint Gun.

If I do agree to keep it, I will pay only \$8.50 a month until I've paid the low price of just \$59.95 (plus shipping and handling).

Name _____
(Please print)

Street _____

City _____ Zone _____ State _____

Where employed _____

Home phone number _____

An Important Message for CB'ers

Eliminate
Vibrator Hash
Forever with
QUIETRON



NEW TRANSISTORIZED VIBRATOR

For Easy Plug-in Replacement

- Boosts Efficiency
- No Mechanical Noise **\$9.95**
- No Moving Parts
- 90 Day Guarantee

Available in two types (P or N) to cover all CB makes and models. Your set requires only one. Ask your dealer which type fits your set or write RaeCo direct for complete information.

RaeCo, Inc. Dept. P-8, 1351 Deloss, Indianapolis, Ind. 46203

CIRCLE NO. 39 ON READER SERVICE PAGE

NEW - - by KUHN

AM/FM VHF RECEIVER

New model now covers 26-54 and 88-174 MC in eight overlapping calibrated bands with large full vision dial. New circuitry. High sensitivity. Ideal for listening to Aircraft, CB, Police, Fire, Amateur, or other signals as well as regular FM broadcast stations. Completely self-contained with headphone jack for private listening.



353B \$59.95
inc. FET

AIRCRAFT • POLICE • FIRE



348A
Complete
\$34.95

315-B
5-54 MC
\$17.95

115-160 MC
\$18.95



Transistorized, directly tuneable converter. Powered with self-contained mercury cell. Excellent sensitivity and stability. Designed for car, home or portable receivers.

Converts home or car radios to receive Fire, Police, Aircraft, CB, SW, etc. Exceptional sensitivity on High and Low Bands. High Band type adjusts to bracket 115-160 MC. Low Band type should be ordered for 33-47 MC, 40-52 MC, 28-30 MC, 9-12 MC, etc. May be adapted for transistorized car radios.

Order today or send for free catalog on full line of converters and receivers for every application.



20 GLENWOOD
CINCINNATI 17,
OHIO

CIRCLE NO. 17 ON READER SERVICE PAGE

Operation Assist

(Continued from page 32)

Heathkit Model V1 VTVM. Meter replacement needed. (L. J. Leigh, 409 McDonald St., Oconto, Wis.)

GE Model A-82 8-tube, 4-band superhet, table model. Alignment data and schematic needed. (O. Laney, 9008 Eton Rd., Silver Spring, Md. 20901)

Philco Model 90 9-tube superhet, about 1937. Parts source and schematic wanted. (John Ligua, 224-30 Horace Harding Blvd., Bayside 64, N.Y.)

Oregon Electronics Model A2 variable regulated power supply. Parts list and schematic needed. (Kenneth Ogston, Box 441, Boise City, Okla.)

National HRO 9-tube communications receiver, about 1938. Plug-in coils needed for long-, medium-, and short-wave bands. (Donald Marcinuk, 524 N. Main St., Southampton, N. Y. 11968)

Magnascriber Model 160 deluxe wire recorder, made by Standard Business Machines Co. Schematic, adjustment data, and manual needed. (Dallas H. Waltman, 17 E. Mason Ave., Alexandria, Va. 22301)

Geloso G 307/108 AM-FM receiver made in Milan, Italy. Tube replacement numbers wanted. (Robert E. Henning, 110 N. Front St., Darby, Pa.)

Douglas electronic organ. Source of supplies needed. (B. R. Hartz, 45 Vermilion Way, Levittown, Pa. 19054)

RCA Radiola III, Type R1, Model 405965, circa 1924; tunes 220-550 meters. Manual, schematic, battery info and source for WD-11 tubes needed. (Carl Underwood, Mellwood Dr., New Lexington, Ohio)

Col-R-Tel color converter, using color wheel and 7-tube circuit, about 1954. Schematic and installation instructions wanted. (Ken Tempin, 738 S. Church, Jacksonville, Ill. 62650)

Atwater Kent TRF receiver, chassis type L, ser. 623147. Tech data, schematic, and PM replacement for original Type N speaker needed. (R. A. Gullfoit, 2353 Larkin St., San Francisco, Calif. 94109)

Westinghouse one-tube (WD-11) receiver, circa 1914. Any data or info will be appreciated. (Ernest Herzog, 1239 Otis Pl., Bethlehem, Pa.)

Heddon Models DC7 and DC8 12-kc. metal detectors, about 1950. Schematic and technical data wanted. (Frank J. Falkner, 9507 N. 12 St., Phoenix, Ariz. 85020)

Graybar 700 broadcast receiver, 9 tubes, circa 1930-35(?) Schematic and alignment data needed. (Alan E. Frisbie, 161 N. Thompson St., Hemet, Calif. 92343)

Fada Neutro Jr., Model 195-A, about 1923. Battery and hookup info needed. (John F. Brand, Chisago City, Minn.)

RCA "Rider Chanalyst," Models 162 and 162A. Manual, schematic, other technical data needed. (David Earman, 327 Pullega Cir., Staunton, Va. 24401)

Sonar Model D-120 depth indicator, about 1955. Operating manual and schematic needed. (Charles W. Burnham, 789 Jim Isle Dr., Charleston, S.C. 29407)

Hallicrafters S-20R receiver. Service manual needed. (Ing. Roberto Pflucker C., Apartado N. 3126, Lima, Peru)

Meissner Signal Shifter (Model EX), circa 1940. Schematic and modification suggestions wanted. (Dave Martin, K7VOC, 3802 West State Ave., Phoenix, Ariz. 85021)

DuMont Labs Type 274A oscilloscope. Manual needed. (Leonard Rogoza, 1926 W. Cornelia Ave., Chicago, Ill. 60657)

Westinghouse Model TBW-3 transmitter. Manual needed or info on how to operate. (B. R. Adams, West Yarkin School Electronics Club, Hamptonville, N. C. 27020)

Olympic-Opta Type 5146 T/W console with Phillips phono built in, chassis 5700-2987, made in West Germany. Schematic and technical data needed. (R. H. Patrick, 2237 Mason Dr., Savannah, Ga.)

Atwater Kent Models 20 and 49. Freshman Masterpiece. Info on battery voltages and schematics wanted. (Rod R. Hogg, 715 N. Sheridan, Minneapolis, Kan. 67467)

Harvey-Wells XN-25 transceiver, about 1943. Service manual and schematic wanted plus alignment procedure data. (James Sims, Box 68, Hingham, Mass. 02043)

You get two very important benefits from this great new CB transceiver:

1. *Hallicrafters performance standards.*
2. *Change from a \$100 bill.*



NEW CB-7

six channel citizens band
TRANSCEIVER

\$99⁹⁵
complete

You also get a flock of other, very useful benefits that help to make the CB-7 the greatest transceiver value in citizens band history.

- New design concepts give you great economy with no sacrifice in performance.
- Six channel, crystal-controlled convenience.
- New all-electronic push-to-talk circuitry.
- Highly compact new size (only 12" x 5" x 7") . . . same great "drop-down" chassis feature as CB-3 series.
- Nothing else to buy! Ready to operate either base AC or mobile DC, including all necessary power cords and mounting bracket.
- Standardized channel crystals — interchangeable in all Hallicrafters transceivers.
- Accommodates all CB-3 Series accessories: HA-9 S-Meter; HA-11 Noise Eliminator; HA-12 Encoder/Decoder; HA-13 VFO.
- Full 100% modulation capability; sensitivity 1 μ v for 10 db. S + N/N ratio; power input 5 watts, receive output 2 watts.



The new ideas in communications
are born at . . .

hallicrafters

Export: Hallicrafters International Div.; Canada:
Gould Sales Co., Montreal, P.Q.

5th & Kostner Aves., Chicago, Illinois 60624

CIRCLE NO. 12 ON READER SERVICE PAGE

new Allen type screwdrivers

work faster, easier . . . reach where wrenches won't go



fixed handle SCREWDRIVERS

11 hex sizes:
.050" to 1/4"
Precision formed,
alloy steel blades
Shockproof,
breakproof,
amber plastic
(UL) handles

detachable BLADES


8 hex sizes:
3/16" to 3/8"
Fit all "99" Series
handles
Available singly —
as a set of six in
free plastic pouch
— or in roll kit
with handle



XCELITE INC. • 20 BANK ST., ORCHARD PARK, N. Y.
Please send free literature N763.

name _____
address _____
city _____ state & zone _____

CIRCLE NO. 35 ON READER SERVICE PAGE



POP'tronics Bookshelf

BEGINNER'S GUIDE TO ELECTRONICS

by Terence L. Squires

Although this book may be somewhat difficult to obtain in North America, we suggest that those of our readers who are just starting out in electronics ask for it at their local bookstores. Mr. Squires has covered almost the entire field of electronics with his direct, easily read, non-mathematical text. Scores of line drawings further provide a "short-cut" study (the author's own words) of the field. Recommended.

Published by George Newnes Ltd., Tower House, Southampton St., London W.C.2, England. Hard cover. 196 pages. Price, 15 shillings.



RADIO REGISTRY—INDUSTRIAL RADIO SYSTEMS

Getting fatter year by year is this callbook of VHF and UHF stations licensed by the Federal Communications Commission in the Industrial Service. In this category are stations in the power utility, petroleum and gas, forestry, press, motion picture and VHF maritime fields. Details on frequencies, power, number of mobiles, etc., are included.

Published by Radio Magazines, Inc., Box 629, Mineola, N.Y. 322 pages. Soft cover. \$8.00.



AUDIO AND ACOUSTICS

by G. A. Briggs

Great Britain's man-of-audio, the irrepresible G.A. Briggs, has favored Americans with another set of his "personalized" facts and opinions on hi-fi. If you are technically oriented and a stereo enthusiast, then Briggs' books are your meat. His style of writing (this is a gratuitous term—the Briggs.



*A professional quality
mike... for CB*

THE TURNER MODEL 333

latest addition to a long line of winners

A professional communications mobile microphone that's now available for CB use! It's all new . . . all quality . . . and it goes right at the top of Turner's already fine line of CB microphones.

Be the first in your area to upgrade your present CB equipment, install the new Turner 333. This carefully crafted instrument includes the noise cancelling feature. It's equipped with a shielded Koiled Kord that is so long-lasting that it's used professionally on police cars, taxicabs, etc. The 333 features a rugged, modern design in a high impact cyclac case. Tailored voice response.

**THE TURNER MODEL 333... BEST WAY
YET TO LEND PROFESSIONAL QUALITY
TO YOUR CB RIG.**

**Send today
for
TURNER'S
Full Line
Catalog**



*For Quality,
Dependability,
Ruggedness...
the complete
TURNER
CB Line*

THE  **MICROPHONE COMPANY**
946 17th Street N.E.
Cedar Rapids, Iowa

In Canada: Tri-Tel Associates, Ltd., 81 Sheppard Ave. West, Willowdale, Ontario
Export: Ad Auriema, Inc., 85 Broad Street, New York 4, N.Y.

CIRCLE NO. 33 ON READER SERVICE PAGE

THIS IS THE YEAR OF...



Model No. 65-228

The President VIII

GC Electronics' NEW Globe President VIII is sure to be elected the "chairman communicator of the year"! Plus-features include: Maximum 5 watt input... 5 tube transmitter performance ● 8 crystal controlled channels—Receive and Transmit ● 23 channel tunable receiver ● Frequency "spot" switch ● Adjustable squelch control ● Illuminated "S" meter/modulation indicator ● Built-in Public Address system ● Press-to-talk relay operated ● Tri-purpose power supply: 117 AC—6 and 12 Volts DC ● 18 tube performance!

Send for complete specifications. Write to:

Dept. RDB

GC Electronics Company 
400 South Wyman Street • Rockford, Illinois, U.S.A.
CIRCLE NO. 11 ON READER SERVICE PAGE

INDIAN TROUBLE?



Get Neighbors Off the Warpath.
A Gavin CB-T Filter stops TVI... gives you top power at your antenna. Reach further. Pamper your neighbors. See your Gavin distributor, or mail wampum (check or m. o.),
only \$9.95



**GAVIN
INSTRUMENTS, INC.**
Depot Square
Somerville, N. J.

CIRCLE NO. 36 ON READER SERVICE PAGE

Bookshelf

(Continued from page 36)

books read like a day-to-day diary) is fascinating and lively, full of personal observations and commentary on the hi-fi scene. This book started out to be an updated version of the 1949 *Sound Reproduction*, but to keep it in a semi-popular vein and available at a modest price, facts and opinions, observations and test results are fired at the reader in broadsides. One can't help admiring this stripped-down text. Particularly recommended.

Distributed in U.S.A. by Herman Publishing Service Inc., Stamford House, Stamford, Conn. 168 pages. Soft cover. \$2.95.



THE STORY OF THE LASER

by John M. Carroll

This is one of the first cracks at what will probably become a popular book topic in the next few years. The laser and its predecessor, the maser, are described in this book in terms that can be understood and appreciated by a non-technical reader. The historical development of both devices is carefully traced, and appropriate credits are given to the inventors and laboratories that have accomplished so much in so few years. Future uses of the laser are also examined in detail. There are no construction details—in case you should want to build your own—but the book does contain a reasonably good bibliography with which more information can be sought.

Published by E. P. Dutton & Co., Inc., 201 Park Ave. South, New York 3, N. Y. Hard cover. 182 pages. \$3.95.

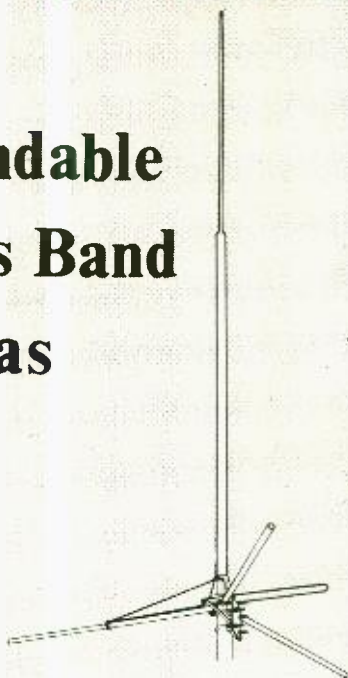
-30-



The second convention of the International Amateur Radio Club, to be held in Geneva Sept. 5-6, will have as its theme "The Future of Amateur Radio." Reservations to attend and requests for a copy of the IARC magazine, "4U1ITU CALLING," should be sent to the Secretary, International Amateur Radio Club, Geneva, Switzerland. Magazine requests should be accompanied by four International Reply Coupons. Established in 1962 at the headquarters of the UN's International Telecommunications Union, the IARC has as its purpose the world-wide encouragement of amateur radio.

MOSLEY'S Communication Antennas....

...Dependable
Citizens Band
Antennas



MODEL UL-27

An Omni-Directional Vertical Ground Plane Antenna which overshadows all other antennas of similar type available today. This antenna has an extreme low angle radiation and a complete revolutionary matching system. These superior features combined with the world famous Mosley construction assures the CB'er of an out standing antenna for dependable communications.



MODEL SWL-7

for 11, 13, 16, 19, 25, 31, and 49 meters.

....Outstanding
Short Wave
Antennas

The SWL-7 is inexpensive 7-band receiving dipole that uses little space yet offers real "DX-Ability". This is a complete antenna which is very easily installed. The SWL-7 is resonant over the full width of each of the seven bands.

In request of further information
pertaining to above antennas
write for literature code # ②

Mosley

Electronics Inc.

4610 N. Lindbergh Blvd. - Bridgeton, Mo. 63044

CIRCLE NO. 20 ON READER SERVICE PAGE

BEST BUYS IN STEREO AND MONO HI-FI

Stereo/
mono
4-track
tape
deck
3 motors
#2400
Semikit
(transport assembled & tested)
\$199.95; Wired \$269.95



Stereo FM Multiplex Tuner ST97
Kit \$99.95* Wired \$149.95*



70-Watt Integrated
Stereo Amplifier ST70
Kit \$99.95 Wired \$149.95



40-Watt Integrated
Stereo Amplifier S140
Kit \$79.95 Wired \$129.95



New Classic Series
36-Watt FM-Multiplex
Stereo Receiver 2536
Kit \$154.95* Wired \$209.95*



New Classic Series
FM-Multiplex Stereo Tuner 2200
Kit \$92.50*; Wired \$119.95**



New
Classic
Series

36-Watt Stereo Amplifier 2036
Kit \$79.95; Wired \$109.95
50W-2050 K. \$92.50; W. \$129.95
80W-2080 K. \$112.50; W. \$159.95

Stereo
Power
Amplifiers



Kit Wired
70W HF87A: \$74.95 \$114.95
100W HF89A: \$99.50 \$139.50

12-Watt Mono Amp. HF-12A
K. \$39.95; W. \$59.95; Incl. Metal Cover.
FM Tuner HF-90A K. \$44.95*; W. \$69.95*



2-way system 6 1/2" woofer. HFS-10.
W. \$29.95 + 2-way system 8" woofer
HFS-8. W. \$44.95 + 2-way system 10"
woofer HFS-6. K. \$59.95; W. \$69.95



BEST BUYS IN CITIZENS TRANSCEIVERS, HAM GEAR, RADIOS

Dual Conversion CB Transceiver 777. Kit \$119.95; W. \$189.95.



770 Series
CB Transceivers
from Kit
\$79.95;
Wired
\$109.95



Transmitters from \$59.95
90 watt CW transmitter #720
Kit \$89.95. Wired \$129.95

Hand held
Citizens Band
Transceiver #740
incl.
rechargeable
battery & charger.
Kit \$54.95.
Wired \$79.95.



BEST BUYS IN TEST EQUIPMENT

Peak-To-Peak
VTVM #232
& Uni-Probe®
(U.S. Pat.)
Kit \$29.95
Wired \$49.95



VTVM #222
Kit \$27.95 Wired \$42.95

General
Purpose
3" Scope #430.
Kit \$65.95; Wired \$99.95



DC-5 MC
5" Scope #460
Kit \$89.95
Wired \$129.50



General Purpose 5" Scope #427
Kit \$69.95 Wired \$109.95

Dynamic
Conductance
Tube &
Transistor
Tester.
#667 Kit
\$79.95;
Wired
\$129.95.



Tube Tester #628
Kit \$44.95; Wired \$59.95

RF Signal
Generator
#324
Kit \$28.95
Wired \$39.95



V.O.M
1000
ohms
volt
#536
Kit
\$14.95;
Wired
\$18.95



20 000 ohms volt
#565. Kit \$24.95;
Wired \$29.95

Extra Low
Ripple 6-
12V Battery.
Eliminator
& Charger.
#1064
Kit \$45.95;
Wired \$54.95



#1050. Kit \$29.95; Wired \$38.95.
#1060 for transistor equip.
Kit \$39.95; Wired \$49.95

TV-FM
Sweep &
Post Injection
Marker
Generator #369
Kit \$89.95; Wired \$139.95



Deluxe Multi-Signal
Tracer #147-A
Kit \$29.95; Wired \$44.95



NEW EICO® KITS FOR 1964

A line-up of the best buys in stereo hi-fi, tape recorders, test equipment, CB & ham gear. You can save up to 50% by building them yourself, or buy them factory-wired and still have the best values available. More than 230 Eico products to choose from.



EICO ELECTRONIC INSTRUMENT CO., INC.
131-01 39th Avenue, Flushing, N. Y. 11352

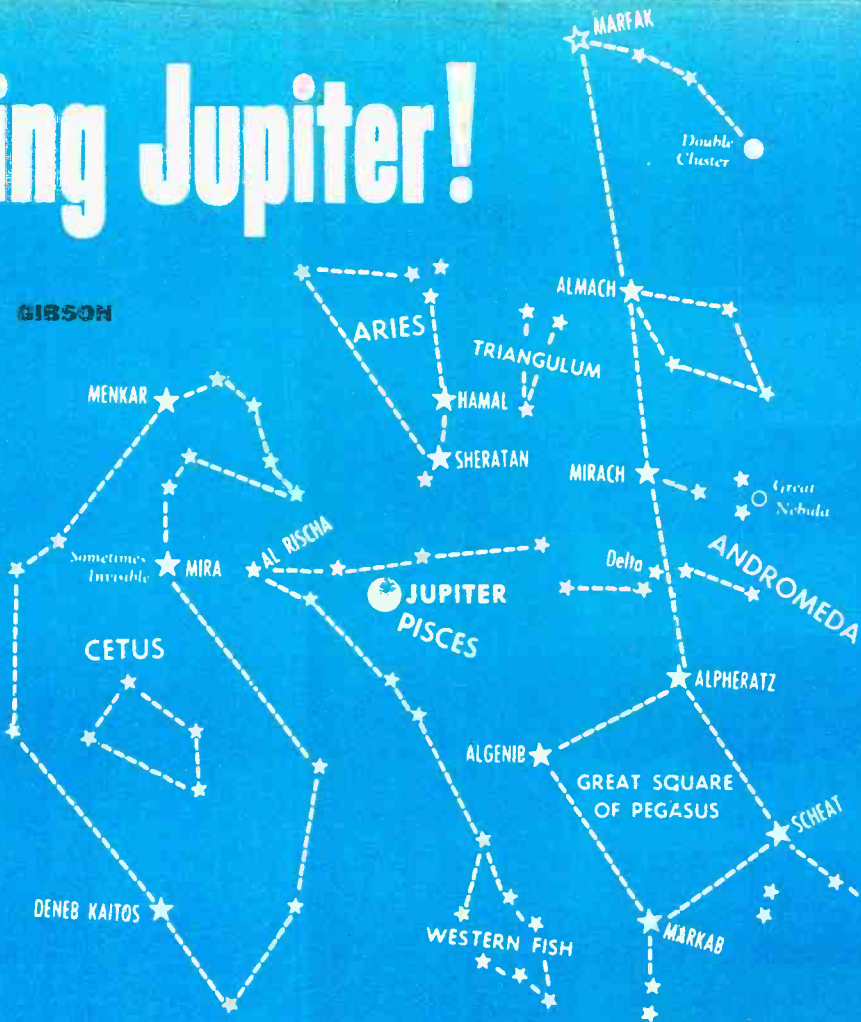
Send 1964 Catalog PE-6

Name.....
Address.....
City..... Zone..... State.....
Add 5% in the West *Incl. F.E.T.

Listen to the EICO Hour, WABC-FM, N. Y. 95.5 MC, Mon.-Fri., 7:15-8 P.M.

DX'ing Jupiter!

By SCOTT GIBSON



Signals from outer space? It wasn't known until recently, but the Giant Planet broadcasts signals any ham or SWL can monitor

ONE EVENING last summer, radio astronomer Dr. Alexander G. Smith of the University of Florida tuned his Japanese pocket BC/SW receiver to 18 megacycles and heard radio signals from the planet Jupiter. He was not surprised; Jupiter's characteristic wide-band, surf-breaking-on-the-beach sound is easy to distinguish from the narrow-band, fading-in sound of a distant phone station or the staccato crash of earth-made static.

Dr. Smith has been studying Jupiter's radiations for nine years. He generally uses Collins receivers and directional beam antennas, but on that particular night an unusually severe noise storm in the atmosphere of the giant planet produced signals strong enough to be readily detected even by a pocket radio with a short whip antenna.

YOU can hear radio signals from Jupiter, too—with nothing more than an ordinary amateur or SWL receiver and a good antenna!

It wasn't known until 1955 that Jupiter radiates low-frequency radio signals of considerable intensity. Most radio astronomers search the microwaves with intricate low-noise receivers and elaborate antenna arrays, but Dr. Smith's 23-man research group is able to use conventional communications receivers and familiar-looking beam antennas thanks to the excellent signal strengths and low frequencies involved—5 megacycles and up. In fact, Jupiter's signal strength increases the lower you go in frequency; above 15 mc the energy falls off as the fifth power of the frequency!


Although Jupiter's signals are heard in the very heart of the short-wave broadcasting bands—Dr. Smith's group is currently observing 5, 10, 15, 16, 18, 20, 22, 27, and 53 mc.—interference from earthside stations is not as serious as you might expect. From 15 mc. up, observations are made at selected hours of the night, usually between midnight and dawn, when the sun-made ionosphere has thinned and no longer deflects Jupiter's incoming signals. For the same reason, man-made signals are passed on out into space rather than being reflected back down into the radio astronomer's

antennas. On the lower frequencies, however, the ionosphere never gets sufficiently thin to pass out man-made signals, so the radio astronomers listen in the 10 kc.-wide guard bands on each side of WWV's carriers. By international agreement these guard bands carry no radio traffic—most of the time, anyway.

Even though QRM can be evaded on the lower frequencies, ionospheric deflection of the incoming signals from Jupiter sets a limit on the lowest frequencies that can be observed; below a critical frequency, the planet's signals are reflected back into space. This critical frequency depends on both the density of the ionosphere and the angle between horizon, receiver, and Jupiter. If Jupiter is close to the horizon, even 18-mc. signals may not get through; but if the planet is straight overhead, much lower frequency signals are passed down to the receiving site.

Sunspots introduce another variable. The sunspots come and go in 11-year cycles. During the sunspot maximum the

These familiar-looking antennas—from left to right a corner reflector, two four-element yagis mounted at angles, and a five-element yagi—point skyward toward Jupiter.



ionosphere is much denser and the lower frequencies are blocked much more than they are at sunspot minimum. Since the next sunspot minimum will occur in late 1964 or early 1965, conditions are now good—and getting better every day—for studying the lower frequency radiation from Jupiter.

Receiving the Giant Planet. The radio astronomers use ordinary Collins 75S receivers with the a.v.c. cut off. For scientific reasons, three receiving sites are in action at the same time. The main site is on the University of Florida campus and works directly with a second site 35 miles away. In effect, these two

antenna sites contribute to a common received signal. Actually, the signals are photographed with high-speed cameras simultaneously at both sites, and later the two images are combined from the negatives.

The two sets of antennas behave like segments of a radio telescope 35 miles in diameter. In terms of resolving power, the results are as good as if you had a complete radio telescope of this diameter, although the amount of energy received is much less. The loss of signal is no problem, however, because the signals are very strong—stronger than any other extraterrestrial signals.

As both optical and radio telescopes are increased in diameter, it becomes possible to get finer resolution of details, and Dr. Smith and one of his colleagues, Dr. T. D. Carr, hope to be able to distinguish Jupiter's four separate radio sources which have been predicted by statistical data.


The third station in the chain is located in Chile. In 1959, with the aid of a grant from the National Science Foundation, a field station was built in Santiago at the University of Chile to permit simultaneous observation of Jupiter from both hemispheres. Because interference is not likely to occur in both hemispheres at the same time, wasted observation time is minimized as much as possible,

(Continued on page 94)



Collins and Hammarlund gear above—enough to delight any DX'er—is connected to antennas at left for monitoring Jupiter's emissions from 5 to 30 mc.; Hallicrafters unit monitors WWV. Other equipment shown: three paper recorders and a tape machine, all used to record Jupiter's signals for study.

Right: Dr. Alexander G. Smith of the University of Florida's Radio Astronomy Department adjusts 16-mm. movie camera used to film Jupiter signals displayed on scope screen of a panoramic receiver.



"BATTLE OF THE

THE CLOSER we bring our technology to the ultimate, the more vigorous are demands of various countries to have one of their citizens credited with inventions or early developments that first contributed to the state of the art.

A story is whispered behind the Iron Curtain that a Russian peasant was working in a forest and found a wire strung between two trees. On the strength of this discovery, Russia claimed credit for the invention of the telegraph. At about the same time, a peasant in Red China was plowing a rice paddy and did not find any wires, so the Red Chinese government claimed the invention of the wireless!

Everybody knows that Thomas Alva Edison invented the electric light bulb in 1879. Everybody? Not in the town of Springe, Germany! The citizens of Springe are convinced that the light bulb was invented by Heinrich Goebel, born there in 1818. So convinced are the townspeople of Springe that they have erected a memorial to Goebel in the shape of a huge incandescent lamp. On

the base of the memorial, a commemorative tablet reads as follows (translated into English):

*To the honor of the
inventor of the incandescent lamp*

HEINRICH GOEBEL


*Born April 20, 1818, in Springe
Died December 16, 1893, in New York*

*Erected June 26, 1954, by the Town of
Springe on the occasion of the centennial
celebration of the invention*

Who Invented What? Henry Goebel (he Americanized his name) operated an optics shop in New York City. In 1860,





Here are the first four "electric" lamps made by Goebel 25 years before Edison invented his lamp.



BULBS"

Necessity may be the "mother" of invention but, with many brainchildren, there's a fight about who the "father" is!

By HANS F. KUTSCHBACH



A memorial to Goebel was built at Springe, Germany, in 1954. The illuminated lamp that tops the stone pillar is used as an airplane beacon at night.

Heinrich Goebel died in 1893 at the age of 75—the same year that an American court acknowledged the priority of his lamp.

according to reliable witnesses, he used an electric lamp which he had made himself to illuminate the store and to attract customers. A cylindrical glass tube closed at the top, it contained a "high vacuum." The light-giving part was of a hairlike thinness and consisted of a carbonized grain.

Goebel wasn't the only one to work on the incandescent lamp. In 1845, two inventors named Starr (an American) and King (an Englishman) experimented with lamps in which thin bars of coal were brought to a glow in a vacuum. In 1878, in Berlin, Alexander Siemens ex-

perimented with an electric lamp, and in the same year, J. W. Swan, in Newcastle, England, developed a carbon filament lamp whose filament had a 1-mm. diameter.

How Goebel Made His Lamp. Goebel stripped a piece of bamboo cane between the knots, taking a piece one-inch long. This was ground with planishing rollers to hairlike thinness. After carbonizing the bamboo, the center was moistened, and the filament was bent to a hairpin shape over a hot iron. The piece was held until it cooled, and retained this

(Continued on page 100)

MICROPHONES

A MICROPHONE is a transducer—that is, it takes one form of energy (sound energy) and converts it to another form of energy (electrical energy). With this simple statement of fact we define a vast complex of equipment, some of which is so different from other units that not even a vague family resemblance remains.

Microphones have become highly specialized instruments, each category designed for special characteristics, and in truth, every unit within a given group has its own peculiar personality. Entertainers become familiar with microphones to the point where many singers carry their own mikes as a part of the equipment they lug from stage to stage.

You are undoubtedly familiar with the microphones used in the entertainment medium, for you often see them on television, and when an actor who is seated gets quickly to his feet, you see the boom mike. Sometimes, if the actor *doesn't* see it, he gets a crack on the noggin' and sits down again—fast!

People react differently to microphones, and when an individual is brought face to face with these little plastic or metal boxes, he may do some strange things. The most common reaction is to get a stranglehold with one fist on the mike stand. Others start by stretching the stand or lowering it. Perhaps the most common reaction is to blow into the mike. Blowers never blow just once—they blow twice, in rapid succession, sounding somewhat like a locomotive about to work up a full head of steam. Realizing immediately how foolish this must sound, they follow with a question: "Can you hear me?" or a statement such as "One-two-three-four-five." Then, for some reason, the mike gets tapped with the fingers, again, twice.

Crystal and Ceramic Mikes. Perhaps the most common way to convert sound to electricity is to use a crystal mike or its younger offspring, a ceramic mike. Crystal and ceramic mikes depend on flexing a material (crystal or ceramic) to produce, through the piezoelectric effect, an electrical output. By far the most versatile of microphones, crystal and ceramic types are found in the possession of hams, CB'ers, tape recordists, p.a. system operators, and hi-fi fans across the country.

The main reasons for the popularity of crystal and ceramic mikes are: (1) the high output (most are rated between -44 and -55 db by manufacturers); (2) the high impedance which eliminates the need for matching transformers; and (3) the relatively low cost of these mikes. Although they are rarely used where frequency response is critical—in broadcasting, for example—they are capable of good response, and can be tailored for uses where a limited response is desirable, as in mobile communications.

Of the two types, the ceramic mike is better in some respects because it can withstand more heat and humidity and general abuse (albeit with slightly lower output in some cases) than the crystal mike.

Carbon Mikes. The old standby, especially in communications

**There's a mike for every sound—read how
to select one designed to fill your needs**

COVER STORY

work, is the carbon mike. Consisting of carbon granules packed between two electrodes, it is a variable resistor, changing the small d.c. current flowing through it into audio as sound waves strike its movable front electrode. The movement of the electrode causes the packing of the granules to alternately increase and decrease, reducing and increasing the resistance of the mike.

Although the carbon mike has a much higher output than any other type, it has a limited frequency response, and must be used with a battery and matching transformer, or in the cathode of a vacuum-tube amplifier. It will work only with circuits specifically designed to accommodate it.

The Dynamic Microphone. The *sine qua non* of the serious audiophile, especially those with tape recorders, is the dynamic microphone. Capable of superb frequency response and almost immune to heat, humidity, and damage from falling off the table, the dynamic mike is analogous to a loudspeaker in reverse; that is, it consists of a coil attached to a diaphragm which moves through a magnet assembly to produce an electrical output. Unfortunately for some applications, it is like a loudspeaker in another way: it is a low-impedance device.

Although adding somewhat to the cost of the microphone, the low-impedance output of a dynamic mike can be easily converted to high impedance with a small built-in transformer. Many dynamics have this feature along with a switch which cuts out the transformer when the mike is connected to an amplifier with a low-impedance input. The output of most dynamics is somewhat lower than that of high output ceramic and crystal types, usually falling in the -50 to -60 db range. Dynamic mikes, in addition to the applications mentioned above, are used a great deal for broadcasting and p.a. purposes.

Specialized Microphones. Much used in broadcasting is the ribbon or velocity mike. The condenser mike is an exotic type; very expensive to produce, it finds application in recording studios where the ultimate in frequency response is desired. In communications work, two types of mikes that never quite made it—at least not generally—are the throat mike and the lip mike. The first used an elastic band to press two large microphone buttons to your throat thuggee-style, and the latter hung, like a small moustache, under your nose!

Specialization in terms of the job a microphone must perform brings in a number of considerations. If you are trying to record a group sitting in a circle, a non-directional (or omnidirectional) microphone would be used. A single speaker at a podium will want his voice picked up and background noise eliminated, so he will select a mike with a cardioid, or heart-shaped, pattern of pickup. If you have a situation where an audience is to participate, you can prevent having to run to each questioner with a mike by using a highly directional "cannon" mike (see top left and top center color pictures above). Simply aim it at the speaker, and you'll pick up his voice.



Whether you are a salesman on the road, a driver reporting to the home office, or an airport announcer or a radio dispatcher, there's a microphone available to suit your own special requirements.

In automobiles, where you may have a high ambient noise level, a noise-cancelling microphone is used. This has acoustic ports placed in such a way that noise coming from any direction other than from directly in front cancels itself out. Only the speaker's voice gets through to the microphone's diaphragm.

The area of pickup that a microphone has determines its practical application to a large extent. A mike with a large frontal lobe (directional) can also serve

as an omnidirectional mike if it is pointed straight upward, and mounted low in relation to a group of speakers or singers. Other microphones may use more than one element to achieve a full omnidirectional pattern.

With stereophonic tape recording in the home coming into its own, cardio'd pattern mikes are being sold in pairs, and are then set up for stereo recording, depending on directionality to cut down

(Continued on page 101)

THE MICROPHONES

Front cover (left to right): Telex Magna-Twin Mark III dynamic, \$29.10, for language labs, communications; Electro-Voice Model 664 dynamic, \$49.98, for communications, p.a. systems; Shure Model 578 Omnidyne dynamic, \$49.50, for general hi-fi applications.

Pages 46 and 47. Top row (left to right): Electro-Voice Model 643 Cardiline dynamic, \$936.00, for long-range pickup; Electro-Voice Model 644 dynamic, \$66.00, medium-long ranges, boom mounting; Lafayette PA-104 dynamic, \$9.75, communications, p.a. systems. Middle row (left to right): Shure Bros. Model 201 ceramic,

\$10.80, for communications (mobile); LTV University Model 71 dynamic, \$34.25, schools, p.a., home recording; Electro-Voice Model 729SR ceramic, \$15.58, communications use; Turner Model 454, crystal or ceramic, \$12.50, mobile communications. Bottom row (left to right): Sonotone Model CM-17B ceramic, \$14.41, for home recording; Knight KN-4510 ceramic, \$9.50, p.a., recording, paging; Shure Bros. Model 51 Sonodyne, dynamic, \$29.11, general-purpose mike; Electro-Voice Model 647A dynamic, \$48.51, stage, broadcasting; Shure Bros. Unidyne II, Model 55S, dynamic, \$49.80, stage, recording, fixed station communications.

**For less than \$15 you can
build real convenience
into your hi-fi stereo system**

IN THIS AGE of automation, it's ridiculous to have to throw more than one switch to accomplish one ultimate function. If, for example, you want to listen to a record, why should you first have to turn on the phonograph, then the amplifier? With the "Hi-Fi Interlock," turning on the phonograph (or the FM tuner or the tape recorder) also turns on the amplifier. An auxiliary benefit accrues in that turning off the primary device also turns off the secondary, or controlled device, preventing the possibility of leaving the amplifier on all night to cook up lots and lots of heat.

How It Works. Diodes *D2* and *D3* are connected back-to-back in series with sockets *SO1* through *SO4*, and then across the a.c. line. A load applied to these sockets will cause a voltage drop in the diodes, activating the relay-controlling circuit at *Q1*, and causing relay *K1* to pull in and apply full 117-volt a.c. to socket *SO5* where the controlled devices are connected.

When a load is applied at sockets *SO1* through *SO4*, diode *D2* or *D3* will conduct (one or the other, depending on the a.c. polarity at the time), providing a negative base voltage for transistor *Q1*. This base is normally held positive by the bias supply formed by diode *D1*, capacitor *C1* and resistor *R1*. Diode *D2* limits the voltage to 0.75 volt. Resistor *R2* is used to limit base current, and capacitor *C2* is used as a filter for the half-wave d.c. that is applied to relay *K1* by transistor *Q1*.

Mounting the Components. All of the components are mounted in a small, open-end chassis. While parts placement is not critical, you can obtain a general idea of the arrangement the author used by examining the pictorial diagram on page 51.

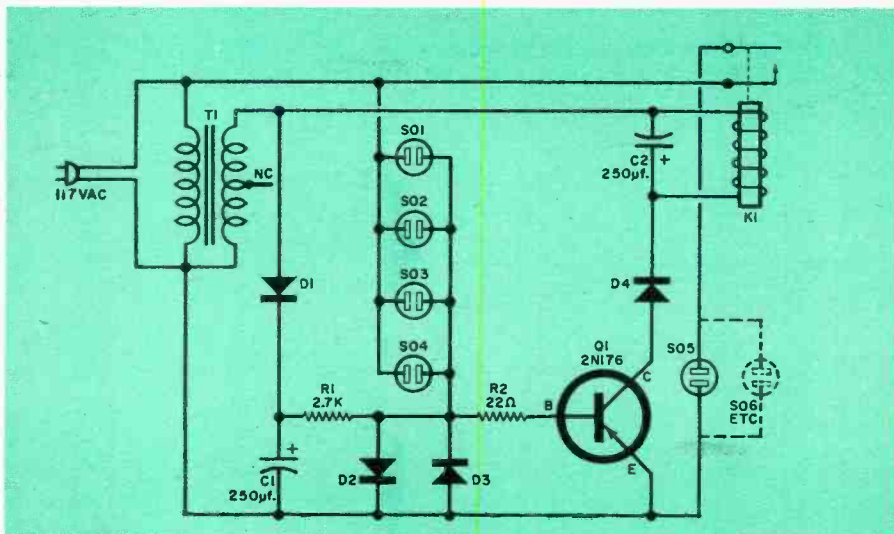
Mount the larger components first—the transformer, relay, and transistor. Next mount diodes *D2* and *D3*, then the



Build Hi-Fi INTERLOCK



By **CHARLES J. ULRICK**



Devices plugged into sockets SO1 through SO4 will control voltage at socket SO5.

PARTS LIST

- | | |
|---|--|
| C1, C2—250-µf., 12-volt electrolytic capacitor | R2—22-ohm, 2-watt resistor |
| D1, D4—400-PIV, 750-ma. silicon rectifier | SO1-SO5—Chassis-mounting a.c. receptacle |
| D2, D3—200-PIV, 12-amp. silicon rectifier (Allied Radio Stock No. 39 A 926-D or equivalent) | T1—Filament transformer: primary, 117 volts a.c.; secondary, 6.3 volts a.c. @ .6 amp |
| K1—S.p.s.t. relay, 6 volts d.c., 10-amp. contacts (Guardian 1R-505-A6 or equivalent) | 1—2" x 5" x 7" aluminum chassis |
| Q1—2N176 transistor | 1—1¾" x 3¼" x 5" aluminum open-end chassis |
| R1—2700-ohm, 2-watt resistor | 14—½" standoff insulators |
| | Misc.—A.c. line cord and plug, rubber grommet, assorted wire, hardware, solder, etc. |

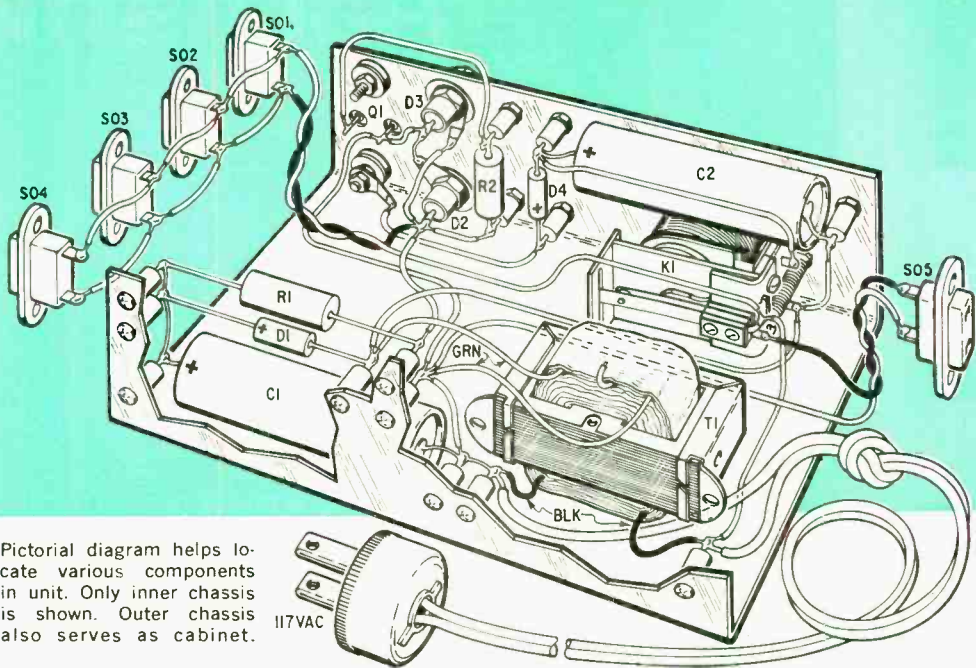
standoff terminals. Transistor Q1 and diodes D2 and D3 should be mounted on the mica forms supplied as mounting kits for these components.

Drill two holes in the base of the open-end chassis in order to mount it on the larger chassis. Use the small chassis as a template to locate the mounting holes in the larger chassis before proceeding with the wiring.


Because transistor Q1 must go on during the negative half-cycles of the a.c. line, the transformer voltage must also be negative at that time to turn it on. To phase the transformer, connect a secondary lead to a primary lead and apply 117 volts a.c. across the primary. Measure the voltage at the open secondary and primary, and if it is higher than the 117 volts, untwist the two transformer leads you connected together, and substitute the other secondary lead. Be sure to remove the primary voltage while making these tests. When the transformer is properly phased—resulting in a voltage lower than the line voltage—solder the leads.

To insulate diodes D2 and D3, drill larger holes than are required for the mounting studs. A pair of mica washers above and below the hole will keep the diodes from touching the chassis. Transistor Q1 must also be insulated from the chassis, and in addition to using oversize holes for the two terminals, it will be necessary to insulate the transistor case as well. Toward this end, a mica sheet is placed under the transistor, and fiber shoulder washers are used for the mounting screws. After D2, D3 and Q1 have been mounted, an ohmmeter should be used to check for continuity to the chassis. If such continuity is present, additional adjustments in positioning are indicated.

Drilling and Wiring. The larger chassis also serves as a cabinet for the unit. The two mounting holes that were marked are first drilled, and then additional holes for the line cord and a.c. sockets are marked off. A hand nibbler is a great help in cutting the square-cornered holes for the sockets. Do not mount the sockets or the small chassis until after



Pictorial diagram helps locate various components in unit. Only inner chassis is shown. Outer chassis also serves as cabinet.



After wiring, subchassis (above, left) is installed in larger chassis and fastened in place.

the unit has been tested and is working properly.

Following the schematic diagram, carefully wire the small subchassis, twisting the wires to the sockets before soldering them into place. Before wiring the line cord into place, knot it so it will act as a strain relief.

Be sure to deburr all mounting holes to guarantee proper fit. This can best be accomplished by the judicious use of a $\frac{1}{2}$ " or $\frac{3}{4}$ " twist drill, gently rotated by hand.

Using the Interlock. To install the interlock in a high-fidelity stereo system, plug the various controlling units into sockets SO1 through SO4. The interlock is then plugged into a wall outlet and the unit to be controlled is connected at SO5. If it is necessary to control more than one unit, a cube-tap can be connected to SO5, or more sockets can be added. Other applications for the interlock will be found in the ham or CB shack, or wherever remote or automatic power switching is needed.

Electronics Primer

By DAVID W. MOORE

(With a-pol'o-gies to McGuffey's Read'er)

Oh see the POPULAR ELECTRONICS read'er. What is the reader do'ing? He is playing with min'i-a-tur-i-za'tion. He is wearing a jew'el-er's loupe. See his fun'ny eyes? See the one-inch square cab'i-net? It is a ra'di-o trans-mit'ter. It is called a "teent'-sy-weent'sy" radio transmitter. That is its tech'ni-cal name. People who work with miniaturization also have a technical name. We can't print that here.

Would you like to help the read'er with his work? Let us all clap hands and help the reader. You may throw away that ti'ny lit'tle scrap of num'ber for'ty wire. Oh no, no, no! You threw away the am'pli-fi-er. See the reader cry. Cry, reader, cry.

Oh see Dick. See Dick talk. Talk, Dick, talk. Talk, talk, talk. Funny, fun'ny Dick. Dick is a CB'er, nat'u-ral-ly. Look at Dick's wall. See the pret'ty cards. They say 2W1111, 2W2222, 2W3333, VE1XX—oops! Shame on Dick! Naughty, naughty Dick.

See Dick's sta'tion. See, see, see. It is a nice station. See the re-ceiv'er. See the transmitter. See the lin'e-ar am'pli-fi-er. See the 813's . . . hmmm.

Lis'ten to the knock'ing on Dick's door. Knock, knock, knock. Guess who's there? Knock, knock, knock. Dick o'pens the door. It is the FCC. They want to see Dick's li'cense. What license?

See the hi-fi buff. See the ex-pen'sive turn'ta-ble. See the pow'ful am'pli-fi-er. See the beau'ti-ful pre'amp. See the huge speak'ers. See the piles of rec'ords. See the yards of tape. See the pret'ty L-pad. When the hi-fi buff is in his pad, all L breaks loose.

The hi-fi buff plays his mu'sic loud. He makes the plas'ter in the wall crack. He broke the win'dows long a-go'. Oh see the set'tings on his vol'ume con-trol'. They say Loud, Ver'y Loud, and Thresh'-old of Pain. Hear the sound of the jet. Hear the train. Hear the an'gry people moving to'ward the door. Gee, that sounds real!

See the rich ex-per'i-ment-er. He has a big spread down south. He calls it U'ru-guay. See him fool with proj'ects to keep himself busy. See him tink'er with moon'bounce (yawn). Watch him dab'ble with ra'dar (ho-hum). See him toy with col'or TV (stretch). The rich ex-per'i-ment-er is bored. He is search'ing for some'thing new. See him try to buy one of the Sand'wich Is'lands. Poor experimenter. Eng'land does not want to break up the set.


See the experimenter's junk box. Back! Back, I say! See the par'a-bol'ic re-flec'tor. See the hun'dred-foot tow'er. See the dis-card'ed TV cam'er-as.

Why does the luck'y experimenter look so sad? He has ev'er-y-thing in the world. Bet you would like to trade places with him, wouldn't you? Bet he would like to trade with you!

-30-

THE 6 METER 7 AND 2 PREAMP

A high-gain, low-noise transistor preamp for 6—for just \$7 and 2 hours of labor



By **JOSEPH TARTAS**, W2YKT

IF YOU work 6 meters and can use more r.f. gain on receive along with a reduction in signal-to-noise ratio (and who can't?), the "6 Meter 7 and 2 Pre-amp" is for you. Heart of this little one-evening project is a new low-noise germanium transistor, the 2N2188, made by Texas Instruments. At 50 mc., the preamp has a measured 6 db noise figure, which represents a maximum sensitivity (the smallest signal it can receive) of about 1.5 μ v. Inserted between the antenna and receiver input, it can boost signal level by at least 12 to 15 db.

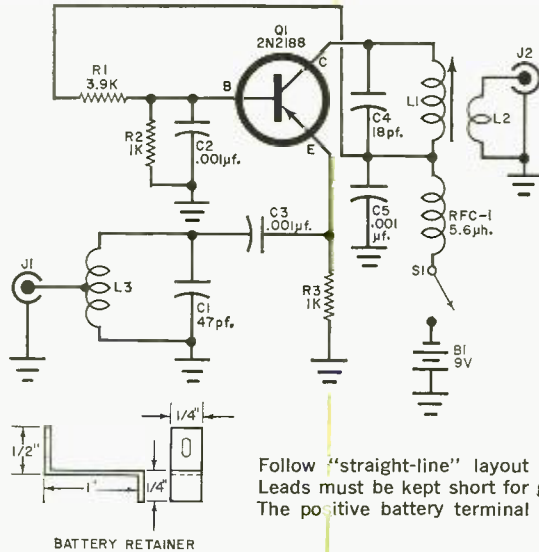
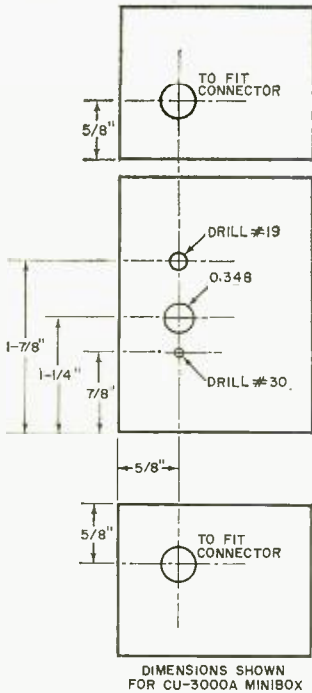
Other advantages of the preamp are that it is compact and self-powered—at a battery drain of 4 ma., the battery should last for nearly its shelf life. Although the unit was designed for 50-ohm input and output, it will work well at impedances up to 300 ohms without much deterioration in performance. Lastly, the total cost is only about \$7.00.

The 6-meter preamp is housed in a

small 1 $\frac{3}{4}$ " x 2 $\frac{1}{8}$ " x 2 $\frac{3}{4}$ " Minibox, and straight-line, minimum length leads are employed. Carefully follow the layout as shown in the photos. Drill holes in the box for mounting r.f. connectors *J1* and *J2* (use the type you presently employ for convenience), the on-off switch *S1*, the transistor socket, and the output coil form (*L1* and *L2*).

The Coils. Wind input coil *L3* with #14 wire; consisting of five turns with an i.d. of $\frac{3}{8}$ ", it should have an approximate length of $\frac{1}{2}$ ". Support it by soldering the center turn directly to the center conductor of the input r.f. connector. The grounded end is connected to a lug held to the chassis with a screw and bolt. The same lug also serves as a ground for the 47-pf. capacitor (*C1*) and resistors *R2* and *R3*.

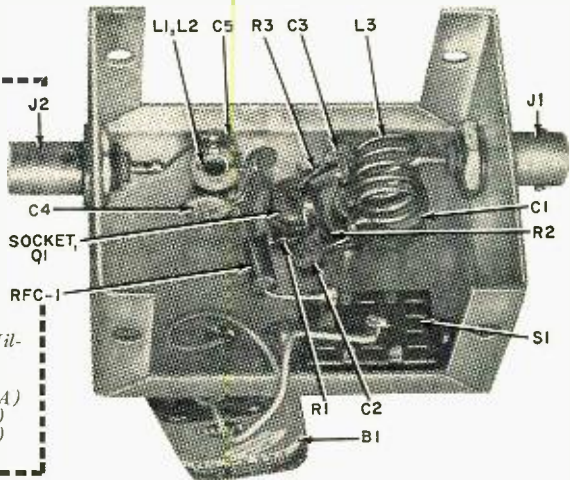
The output coil is wound with the three-turn secondary (*L2*) at the cold



Follow "straight-line" layout shown here. Leads must be kept short for good results. The positive battery terminal is grounded.

PARTS LIST

- B1—9-volt transistor battery
- C1—47-pf. ceramic disc capacitor
- C2, C3, C5—0.001-µf. ceramic disc capacitor
- C4—18-pf. ceramic disc capacitor
- J1, J2—R.f. connector
- L1, L2—8 turns and 3 turns, respectively, of #24 wire wound on Cambridge Thermionic slug-tuned coil form PLST/2C4L/P
- L3—5 turns of #14 wire, i.d. 3/8", length 1/2"
- Q1—2N2188 transistor (Texas Instruments)
- R1—3900-ohm, 1/2-watt resistor
- R2, R3—1000-ohm, 1/2-watt resistor
- RFC-1—5.6-µh. miniature r.f. choke (J. W. Miller 9330-18 or similar)
- S1—S.p.s.t. slide switch
- 1—1 1/8" x 2 1/8" x 2 3/4" Minibox (Bud CU-3000A)
- 1—Transistor socket (Elco 3304 or equivalent)
- 1—Battery clip (Cinch-Jones 5D or equivalent)



end of the primary (the end of the coil form closest to the box top). The primary (*L1*) has eight turns. Wind the coils in the same direction, connecting the top leads to *Q1*'s collector and to *J2*, respectively. Both are wound on the slug-tuned, .2"-o.d. (coil winding area) coil form given in the Parts List. As specified, this form comes with terminals and slug designed for VHF applications. It is available from suppliers in large cities, or from most parts suppliers on special order. Another source is Newark Electronics Corp., 223 West Madison St., Chicago 6, Ill.

Tuning the Preamp. To peak the preamp, simply insert the transistor in the socket—after checking first to make sure battery polarity is correct—and tune the output coil for maximum noise or signal level in the middle of the band. If necessary, the input coil can also be peaked by squeezing the turns together or gently pulling them apart. Since the bandwidth of the preamp is about 2.5 mc., adjustment is not critical. For best results, you may want to peak the unit in the middle of the portion of the 6-meter amateur band most used in your own area.

This one-evening project
lights up, sounds off, and is
really de-LIGHT-ful


Build the LAMP LIGHTER CPO


By ROY E. PAFENBERG, W4WKM

THE neon lamp relaxation oscillator was a pip of a project for many experimenters, and this big-brother version is even better. It lights up, makes noise, uses inexpensive materials that are easily obtainable, and the simple circuit can be wired in one evening. If you *must* have a practical reason to build the "Lamp Lighter," it makes a terrific code practice oscillator!

How It Works. The fluorescent lamp is a glow discharge tube. Its inner wall is coated with a powder that gives off light when activated by ultraviolet energy. The proper voltage at the terminals causes an electron flow from end to end, which causes excitation of the gases in the tube. The resultant ultraviolet radiation acts on the fluorescent powders, making the tube light.

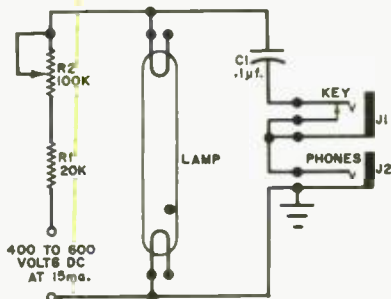
In the unit shown here, a d.c. current is applied across the tube through current limiting resistors *R1* and *P2*. As the current is increased by raising the applied voltage, a





Keep all wiring as short and direct as possible, with all connections well insulated from the metal chassis and from each other. Wires to lamp sockets go under board.

Only one terminal at each end of fluorescent lamp is used, as lamp's heaters are not employed in this unit.



PARTS LIST

- C1—0.1- μ f., 600-volt paper capacitor
- J1—Closed-circuit phone jack (key)
- J2—Open-circuit phone jack (phones)
- R1—20,000-ohm, 5-watt wire-wound resistor
- R2—100,000-ohm, 5-watt wire-wound potentiometer (Centralab WW-104 or equivalent)
- 1—Fluorescent lamp (GE T-8 recommended)
- 2—Fluorescent lamp "tombstone" connectors
- 1—1½" x 2¼" x 4¼" aluminum Minibox
- 2—Insulated binding posts
- 1—1" x 4" x 24" white pine wood base
- Misc.—Hardware, staples, insulators, wire, solder, knob, etc.

self-maintaining glow discharge occurs. As the voltage is increased further, a point is reached where the current decreases, and beyond this point, the conduction again alters, and increased voltage produces increased current. It is in the negative resistance region—the point where an increase in voltage produces a decrease in current—that oscillation takes place. This region is broad, and oscillation can be heard over the entire range of *R2*. The output is connected through headphones and a key with d.c. blocking capacitor *C1*.

The "Lamp Lighter" can be powered by any supply furnishing 400-600 volts d.c. at between 10 and 15 ma.—any bench or junk TV supply will do. Keep in mind that many lower-voltage supplies will deliver in excess of 400 volts at this low current.

Building the Lamp Lighter. The over-all size of the unit is determined by the lamp selected. Various brands of lamps ranging from 8 to 40 watts, in lengths of from 12" to 48", were tested. While every

lamp oscillated, the GE 15-watt T-8, which is one-inch in diameter and 18" long, was found to be the most practical.

The base is made of 24 inches of 1" x 4" white pine. The "tombstone" sockets for the lamp are mounted so that the lamp will be close to one end of the board. Clearance holes are drilled under the sockets to pass the wires beneath the board, and furniture glides keep the board and wires away from the surface on which the unit is used. The underside of the Minibox is mounted to the board with wood screws, and a clearance hole is drilled through the wood base and aluminum cover for the lamp wires.

Binding posts are used to connect the CPO to the power supply, and are mounted with insulating washers to prevent shorting to the metal case. Note also that the key jack is mounted on insulated shoulder washers. As the lamp heaters are not used, connection to only one terminal need be made at each socket. The wires beneath the board can be secured with insulated staples.

Be careful in handling the unit, for high voltages are present. It was designed as a demonstration of the unusual characteristics of glow discharge tubes, rather than strictly as a code practice oscillator, but it will perform this function and also serve as a wonderful conversation piece.

-30-

X-LINE NITE LIGHT

Prepackaged components are easily assembled into an automatic low-wattage night lighter for your home

By L. F. HUDSON

WHILE you're away on vacation, the "X-Line Nite Light" will automatically turn a lamp on when night falls, and turn it off again at dawn. Or if you just like to see a light burning in the window when you return home after dark, the Nite Light will take care of it for you. Built around the GE "Experimenter Line" X-7 magnetic reed switch and X-6 photoconductive cell, it's both compact and inexpensive.

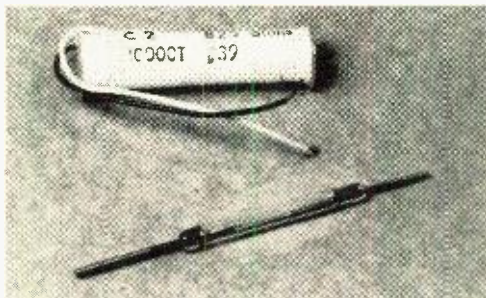
How It Works. Resistor *R3* and coil *L1* are wired in series, and are in parallel with photocell *PC1*. As night falls, the light striking the sensitive surface of *PC1* decreases, increasing the resistance

of the cell and thereby reducing its shunting effect on *L1*, causing more current to flow through it. When the light level is sufficiently low, the field generated by *L1* becomes strong enough to cause switch *S1* to close as the magnetic switch is mounted in the coil. When the switch operates, it closes the 117-volt circuit to the socket, turning on a small lamp that's plugged in.*

Conversely, an increase in ambient light will decrease the current drawn through coil *L1*, deactivate the switch, and cause the circuit to open.

The power circuit is a simple half-wave rectifier that provides d.c. voltage to the electromagnetic coil. The nominal value of capacitor *C1* is 4 μ f., although a greater value can be used if convenient. Less capacity might cause chattering of the switch.


Assembling the Nite Light. Wiring is not at all critical, and the author assembled all components on a terminal board, except for *PC1*. The photocell is mounted



Magnetic reed switch (above) slips into center of the coil which applies electromagnetic force to operate the switch.

*The GE X-7 reed switch is a 15-watt unit. A 50-watt is being added to the line, and may be available when you read this article.

Unit is shown open at right, with back of terminal board. Angle bracket supports board, resistor *R2* mounts on reverse.





1




2



3



4



5



6




7



8



9



10

1 Regency's "Range Gain" is one of the two CB transceivers with DSB. 2 A sure winner for Lafayette is the new "HB-222." 3 Just announced by Mark Products is a 23-channel AM transceiver called the "Cobra." 4 In the medium price range is the new Hallicrafters "CB-9." 5 The new Knight-Kit "C-560" (Allied) will feature a preassembled front end. 6 New from Regency is a straight AM transceiver called the "Romper." 7 Top item in the new Allied Radio line is the "KN-2565." 8 Selling under \$100 is the 6-channel Hallicrafters "CB-7." 9 Johnson's "Messenger III" can be purchased as a complete portable field pack; included are accessory cables for 12-volt car operation, 4-foot antenna, battery metering, and rechargeable nickel-cadmium batteries. 10 Looking roughly the same as last year's model, but very definitely updated, is the new "Mark Nine" from RCA.

their interests by writing directly to the manufacturers. Addresses and a breakdown of products being manufactured appear at intervals throughout the text.

1963-64: What Happened? In preparing the 1963 Buyer's Guide, we broke our necks to announce the new *B&K/Mark* "Sidewinder" transceiver—the first CB unit featuring single-sideband reception and transmission. While the more technically minded CB'er does not argue about the merits of SSB (it would increase range and effectively double the number of useful channels if everyone used it), there is no denying the fact that numerous technical problems have not been unraveled as quickly as had been anticipated. *B&K/Mark* has taken a giant step in getting this first SSB transceiver on the market—although this company is apparently alone in its strong belief in the future of SSB.

Of course, the other manufacturers are not turning their backs on SSB—in fact, *Utica* has put SSB receiving facilities in its "Town & Country III"—but are watching it closely, waiting to see if it will catch the public's fancy.

Enhanced speech power through reducing the CB carrier strength (total r.f. power input is always limited to 5 watts) and packing more punch into the all-important intelligence-carrying sidebands has fared better than SSB. This form of modulation enhancement goes under a variety of nicknames and titles, but technically—for purposes of consistency—we refer to it as "double sideband with reduced carrier" (DSB) in our transceiver table.

The first manufacturer (*Regency*) to introduce this form of modulation is selling every transceiver that can be produced. This company is also "branding" similar transceivers with more or less the same features as its own "Range Gain" through *Olson Electronics, Inc.* Oddly enough, DSB seems to be used only in transceivers featuring 23-channel operation, thus leaving open the question of whether the buyer wants DSB first and 23-channel operation second, or vice versa. Possibly in 1964-65 we will see a limited number of crystal-controlled channels (say 6 or 8) in a transceiver employing DSB modulation.

Transistors have been slowly gaining a foothold in the bigger (5-watt input) transceivers. *POPULAR ELECTRONICS* thinks that the principal inroads are made through mothers and housewives who like the smaller size of the completely transistorized CB units. The average transistorized transceiver measures only 2" x 6" x 8", and fits comfortably in any size automobile. Most transistorized equipment is designed for operation directly from the 12-volt car

battery; 117-volt a.c. power supplies are generally optional extras.

During the past year *Osborne* (a pioneer in transistorized equipment) was bought by *Polytronics*, and a whole new line is now being produced. The *E.F. Johnson* "Messenger III" received an enthusiastic welcome and has been selling like hot cakes. Another pioneer, *Hallicrafters*, is miniaturizing a new model (tentatively called the "CB-11" and not shown in our transceiver table) which will be just barely smaller than the "Messenger III" and "Osborne 320." A newcomer in this miniaturized field is *Pace*, with its new Model "5000."

The Selectivity Situation. How to improve selectivity and reject adjacent channel interference are problems now uppermost in the minds of metropolitan CB'ers. Channel density (the number of stations per channel per square mile) is increasing and the chance of another CB'er moving into your city block is getting that much greater. Even if the "new" CB'er operates on a channel 60 or 80 kc. away, you are likely to find his signal breaking through your squelch unless your transceiver has the best possible selectivity characteristics.

The need for better selectivity brought on the demise of the superregenerative CB receiver with its inherently broadband characteristics.* In its place, superheterodyne receivers reign supreme.

Insofar as selectivity is concerned, there are a few basic "truths" about superhets that the CB'er should consider:


- (1) When properly designed, two stages of intermediate frequency (i.f.) amplification are much better than one, and three stages are slightly better than two.
- (2) The lower the intermediate frequency (i.f.), the greater the selectivity. If the number of i.f. stages are equal, two stages with an i.f. at 455 kc. should give more adjacent channel selectivity than two stages at 1650 kc.
- (3) An r.f. stage (signal amplification before first detection) does not necessarily improve selectivity, but does help discriminate against interference from other services which operate outside of the Citizens Band.

As the need for more and more selectivity became obvious to CB equipment manufacturers, many companies began offering transceivers of the "dual" or "double" conversion superhet variety. This type of unit requires additional circuitry, and as a general rule you will find double-conversion

*As this Buyer's Guide was being prepared, we could find no transceivers with superregenerative receivers, although two such units were still being sold only two years ago.



1



2



3



4



5



6



7



8



9

1 Newcomer to the CB field is Midland's Model "13-160" selling at \$109.95. 2 Brand-new from Utica is the "T&C III" featuring SSB reception as well as regular AM. 3 A "Metro-Comet" from Metrotek is favored by many CB'ers. 4 The Tram "TR-70C" features 23-channel operation and a tunable receiver. 5 Many CB'ers ask if the Mark Products single-sideband transceiver, the "Sidewinder," is a vision of the future; if everyone went to SSB, the number of channels would go from 23 to 46 overnight. 6 Selectivity in this Heath "MW-33" is the product of a special crystal filter—one of the very few used in CB equipment. 7 Another attack on the problem of selectivity is offered in the Polytronics "Pro"—easily the most selective unit on the market. 8 The Pearce-Simpson "Escort" (corrosion-proof) is a great performer in humid or salt-spray climates. 9 Top member of the Sonar line is the new "FS-23" featuring an outboard VOX control system as an optional extra.

superhets \$25 to \$50 more expensive than a comparable transceiver with a single-conversion receiver.

The double-conversion superhet changes the incoming signal first to one intermediate frequency, than to a second, lower one. In so doing, it is able to very effectively discriminate against adjacent channel and other types of interference. It is not uncommon to find the second i.f. amplifying the signal at about 260 kc. See point (2) on page 61.

Microphones & Speech Accessories

PRACTICALLY every 5-watt input CB transceiver is sold with a microphone. To some extent this is as it should be because a few transceivers can only be operated with specific types of microphones (*Raytheon*, *Webster*, etc., transceivers can only be used with carbon mikes, for example). Other manufacturers eliminate a microphone socket and connector (*Allied Radio* "C-22," *E. F. Johnson* "Messenger III," *Pearce-Simpson* "Companion," etc.) to keep costs down and to insure that an improper microphone is not accidentally connected to the transceiver. Of course, in the latter case, a mike can be changed by altering the internal wiring, but this is not recommended practice.

The large majority of CB transceiver manufacturers, however, do use a microphone socket and connector, permitting microphone substitutions. Such substitutions should be made with care—replace a ceramic cartridge mike with another ceramic, not with a dynamic or carbon type—and for valid reasons. For example, in mobile use you may find the push-to-talk lever on one manufacturer's mike easier to handle than on another manufacturer's mike. If the ceramic elements and output ratings (expressed in db) are reasonably similar, there is no reason why a substitution should not be attempted. Mobile microphones are also subject to hard use, and when your base station reports a deterioration in speech quality and modulation level, the mike should be one of the first things to inspect for possible damage.

The frequency response of microphones for mobile use should be limited to the speech frequencies—200 to 4000 cycles. Full range response is unnecessary and if the audio frequency response is too great, your voice may be blotted out by extraneous road and mobile noises. Several manufacturers (particularly *Electro-Voice* and *Shure*) offer mobile mikes with built-in noise-cancellation, meaning that noise which approaches the mike from the back or sides is greatly reduced or cancelled out.

There are several tricks possible in the design of simple superhets to vastly improve selectivity. One transceiver (the *Heathkit* "MW-33") uses a crystal lattice filtering network and achieves a remarkable degree of adjacent channel rejection. The Q-multiplier is another circuit which improves selectivity, but is used only in the *Hammarlund* "HQ-105 TRS" and the *Polytronics* "Pro"—which is really gilding the lily since the "Pro" is a double-conversion superhet to begin with!

Microphones are generally not sold with a connector—remember this when buying a replacement. Some minor soldering is called for, but all manufacturers of mikes will include a wiring diagram to enable the user to distinguish the color-coded wires.

Lastly, if your wife has a color preference, investigate the blues, greys, beiges, and black plastic housings of the various mobile mikes. Or, a very popular feature is the magnetic catch introduced in the *Sonotone* line which enables the mike to hang almost anywhere on the metallic dash panel of your auto.

MOBILE MICROPHONE MANUFACTURERS

American Microphone Co., Buchanan, Mich.
Electro Voice, Buchanan, Mich.
Euphonics Acoustics, Inc., Guaynabo, Puerto Rico
LTV University, Oklahoma City, Okla.
Shure Brothers, Inc., 222 Hartrey Ave., Evanston, Ill.
Sonotone Corp., Elmsford, N. Y.
Turner Microphone Co., 909 17th St., N.E., Cedar Rapids, Iowa

Base station microphones can, of course, be the same style and type as mobile mikes, but many CB'ers prefer something better. Because of the lower household noise level, the frequency response can be considerably greater without signal deterioration. Also, the sensitivity may be greater since the user doesn't need to clasp the mike close to his lips to put out an intelligible signal—he can be more relaxed and speak at the mike from 8" to 12" away.

A current fancy in base station mikes is to have one on a stand with the push-to-talk switch built into the upright portion of the stand (*Electro-Voice* and *Shure*) or as part of the mike base plate (*Turner*).

Base station microphones should have a mechanism to tie down the push-to-talk switch in order to leave the carrier on the

(Continued on page 72)

Specifications: 1964-65 CB Transceivers

Manufacturer	Model	Type of Signal	Final Input (watts)	No. of Transmit Channels	No. of Xtal Receive Channels	Tunable Receiver	Power Supply (volts)	Receiver Circuit	Meters	Accessory Notes	Price
General Radiotelephone Co. 3501 W. Burbank Blvd., Burbank, Calif.	MC-6	AM	5	7+	4	yes	117 and 12 and 6	superhet	S and output	1,2,8,15,20	\$199.95
	VS-4	AM	5	5	5	no	117 and 12 or 117 and 6	superhet	—	1,2,15,20	\$149.95
Hallicrafters 5th and Kostner, Chicago 24, Ill.	CB-3A	AM	5	8	8	no	117 and 12 or 117 and 6	double superhet	—	1,2,10,23	\$159.95
	CB-5 Mark II	AM	5	6	6	no	12	double superhet	—	1,2,3,10,24	\$179.95
	CB-7	AM	5	6	6	no	117 and 12	superhet	—	1,2,10,23	\$ 99.95
	CB-8	AM	1	2	2	no	batteries self-contained	double superhet	—	1,2,3,6	\$ 99.50
	CB-9	AM	5	6	6	yes	117 and 12	superhet	S	1,2,7,10	\$129.95
Hallmark Instruments 2620 Freewood Dallas, Texas 75220	512	AM	5	12	12	no	117 and 12	superhet	S	1,2	\$149.50
	1250	AM	5	12	12	no	117 and 12	superhet	S	1,2	\$169.50
Hammarlund Mfg. Co. 53 West 23rd St. New York 10, N.Y.	CB-Six	AM	5	6	6	no	117 and 12	double superhet	—	1,2,10,12	\$179.50
	HQ-105 TRS	AM	5	1+	—	yes	117	superhet	S	1,2,8,12,21,30,31	\$224.50
Heath Company Benton Harbor, Mich.	GW-11	AM	5	3	1	yes	117 or 12 or 6	superhet	S	1,2	\$ 69.95 (kit)
	GW-12	AM	5	1	1	no	117 or 12 or 6	superhet	—	1,2,22	\$ 39.95 \$ 44.95 (a.c. kit) (d.c. kit)
	GW-22	AM	5	5	5	no	117 or 12 or 6	superhet	—	1,2,22	\$ 59.95 \$ 64.95 (a.c. kit) (d.c. kit)
	GW-32	AM	5	5	5	no	117 or 12 or 6	superhet	—	1,2,22	\$ 84.95 \$ 89.95 (a.c. kit) (d.c. kit)
	GW-42	AM	5	5	5	yes	117 and 12 and 6	superhet	S and output	1,2,5	\$119.95 (kit)
	GW-52	AM	1	1	1	no	battery self-contained	superhet	battery	1,2,3,6	\$ 74.95 (kit)

MW-33	AM	5	5	5	yes	117 and 12 and 6	superhet	S and output	1,2,4	\$ 89.95 (kit)
Inter-Mark Corp. 29 West 36th St. New York 18, N.Y.	AM	1	2	2	no	battery self-contained	superhet	—	1,2,3,6	\$109.95
International Crystal Mfg. Co., Inc. 18 North Lee, Oklahoma City, Okla.	AM	5	23	23	yes	117 and 12 and 6	double superhet	S	1,2,11,13, 23	\$299.50
E. F. Johnson Co. Waseca, Minn.	AM	5	5	5	no	117 and 12 or 117 and 6	superhet	—	1,2,10,13	\$114.95
Mess-enger Two	AM	5	10	10	yes	117 and 12 or 117 and 6	superhet	—	1,2,10,13	\$169.95
Mess-enger III	AM	5	11	11	no	12	double superhet	—	1,2,3,10, 13,24	\$189.95
Personal Mess-enger	AM	1.5	1	1	no	batteries self-contained	superhet	—	1,2,3,6	\$129.50
Kaar Engineering Corp. 2989 Middlefield Road Palo Alto, Calif.	AM	5	8	8	no	117 and 12 or 117 and 6	superhet	S	1,2,7,10	\$194.50
D333B	AM	5	8+	8	yes	117 and 12 or 117 and 6	superhet	S	1,2,7,8,10	\$229.50
TR327A	AM	5	4	4	no	117 or 12 or 6	superhet	S	1,2,9	\$199.00
HA-150	AM	1	2	2	no	battery self-contained	superhet	modulation and battery	1,2,3,6	\$ 79.95
HB-111	AM	5	8	8	yes	117 and 12	double superhet	S and output	1,2,7,10,19	\$129.50
HB-115A	AM	5	8	—	yes	117 or 12 or 6	superhet	—	1,2,22	\$ 64.50 (a.c. only)
HB-222	AM	5	23	23	yes	117 and 12	double superhet	S and output	1,2,10,11, 12	\$169.50
HB-333	AM	5	23	23	yes	117 and 12	double superhet	S and output	1,2,10,11, 12,13	\$209.50

Specifications: 1964-65 CB Transceivers

Manufacturer	Model	Type of Signal	Final Input (watts)	No. of Transmit Channels	No. of Xtal Receive Channels	Turnable Receiver	Power Supply (volts)	Receiver Circuit	Meters	Accessory Notes	Price
Lafayette Radio 111 Jericho Turnpike Syosset, L.I., N.Y.	HE-20C	AM	5	8	8	yes	117 and 12 or 117 and 6	superhet	S and output	1,2,10	\$109.50
	HE-75	AM	1	1	1	no	battery self-contained	superhet	—	1,2,3,17	\$ 66.50
Mark Products 1801 W. Belle Plaine Ave. Chicago 13, Ill.	Cobra	AM	5	23	23	yes	117 and 12	superhet	S and output	1,2,11,12, 15,19	\$214.95
	Side-winder SSB-27	SSB	10 PEP	5	5	no	12	SSB with product detector	—	4,12,17,21 24,25	\$299.50
Maxwell Electronics Corp. 229 Garvon St. Garland, Texas	Radio-Com	AM	5	3	3	no	117 or 12 or 6	superhet	—	1,2,22	\$159.50
Metrotek Electronics Inc. 205 W. Cabarrus St. Raleigh, N.C.	Metro-Comet	AM	5	5	5	yes	117 and 12	superhet	S	1,2	\$129.95
	Metro-Star	AM	5	8	8	yes	117 and 12	double superhet	S and output	1,2,10,15	\$169.95
	Space Station	AM	5	5	5	yes	117	superhet	S	1,2,10,13	\$199.95
Midland International Corp. 1519 Atlantic St. N. Kansas City, Mo. 64116	13-133	AM	1	2	2	no	batteries self-contained	superhet	—	1,2,3,6	\$ 99.95
	13-160	AM	5	8	8	yes	117 and 12	superhet	S and output	1,2,7,10	\$109.95
Multi-Elmac Co. 21470 Coolidge Oak Park, Mich. 48237	Citi-Fone SS	AM	5	23	23	yes	117 and 12	superhet	S and output	1,2,10,11, 12	\$169.50
	CD-5A	AM	5	5	5	no	117 and 12 or 117 and 6	superhet	—	1,2,10	\$139.50
	CD-7	AM	5	5+	5	yes	117 and 12 or 117 and 6	superhet	S and output	1,2,7,8	\$189.50

Olson Electronics, Inc. 260 S. Forge St. Akron 8, Ohio	Side-Bander Spotter 2 23	DSB	5	23	23	yes	117 and 12	double superhet	S and output (2)	1,2,11,12	\$214.95
			5	12+	—	yes	117 and 12 and 6	double superhet	S and output	1,2,7,8,29	\$119.95
			5	23	8	yes	117 and 12	superhet	S and output	1,2,7,13,15	\$139.95
Pace Communications Corp. 520 West 182nd St. Gardena, Calif.	5000	AM	5	6	6	no	117 or 12 or 6	double superhet	—	1,2,3,14,17	\$221.00
			5	5+	5	yes	117 and 12	superhet	—	1,2,8,17, 23	\$189.50
Pearce-Simpson, Inc. 2295 N.W. 14th St. Miami 35, Fla.	Compan- ion Escort	AM	5	8+	8	yes	117 and 12	superhet	S and output	1,2,7,8	\$229.50
			5	8+	8	yes	117 and 12	superhet	S and output	1,2,3,15,22	\$249.50
Polytronics Labs, Inc. 88 Clinton Road West Caldwell, N.J.	Osborne 320 Poly- Comm 23	AM	5	4	4	no	117	double superhet	—	1,2,3,15,22	\$249.50
			5	23	23	yes	117 and 12	double superhet	S and output	1,2,4,5,11, 12,15	\$379.95 (senior) \$349.50 (senior less note 4) \$329.45 (less note 5) \$299.50 (less notes 4 and 5) \$229.45 (117 and 12 volts with note 4) \$199.50 (without note 4)
			5	8	8	no	117 and 12 or 117 and 6	double superhet	—	1,2,4,10,17	\$219.45 (with note 4) \$189.50 (without note 4)
Radio Corporation of America Harrison, N.J. 07029	Mark Nine	AM	5	4	4	no	117 and 12 or 117 and 6	double superhet	—	1,2,4,10,17	\$219.45 (with note 4) \$189.50 (without note 4)
			5	23+	23	yes	117 and 12	double superhet	S and output	1,2,7,8, 10,11,12, 15,17,28, 30	\$269.50
			5	9	9	yes	117	superhet	S and output	1,2,7,22	\$134.75

Specifications: 1964-65 CB Transceivers

Manufacturer	Model	Type of Signal	Final Input (watts)	No. of Transmit Channels	No. of Xtal Receive Channels	Tunable Receiver	Power Supply (volts)	Receiver Circuit	Meters	Accessory Notes	Price
Radio Shack Corp. 730 Commonwealth Ave. Boston 17, Mass.	TRC-X23	AM	5	23	23	yes	117 and 12	double superhet	S and output	1,2,11,12, 15,19	\$169.95
	TRC-5	AM	5	5	1	yes	117	superhet	—	1,2,22, 1,2	\$ 49.90
	TRC-27A	AM	5	3	3	no	117 and 12	superhet	—	—	\$ 89.95
Regency Electronics Inc. 7900 Pendleton Pike Indianapolis, Ind. 46226	Range Gain Romper	DSB	5	23	23	yes	117 and 12	double superhet	S and output	1,2,11,12	\$269.95
	E	AM	5	8+	8	yes	117 and 12	superhet	S and output	1,2,7,8,10	\$179.95
Sonar Radio Corp. 73 Wortman Ave. Brooklyn 7, N.Y.	FS-23	AM	5	23	23	yes	117 and 12	double superhet	S and output	1,2,10,11, 12,27	\$299.95
	G	AM	5	8	8	yes	117 and 12	double superhet	S and output	1,2,7	\$229.50
	Mark V	AM	5	5	1	yes	117 and 12 and 6	double superhet	S and output	1,2,16	\$189.95
Tecraft Sales Corp. P.O. Box 84 South Hackensack, N.J.											
Tram Electronics Inc. Box 187 Winnisquam, N. H.	TR-27E	AM	5	23	1	yes	117	double superhet	S and output	1,2,7,13	\$328.00 (8-channel model available for \$273.00)
	TR-70C	AM	5	23	1	yes	12 and 6	double superhet	S and output	1,2,7,13, 24,29	\$288.00 (8-channel model available for \$246.50)
Utica Communications Corp. 2917 W. Irving Park Rd. Chicago, Ill. 60618	MC-27	AM	5	6	6	no	117 and 12	double superhet	—	1,2,10	\$142.50
	T&C II	AM	5	6+	6	yes	117 and 12	double superhet	S and output	1,2,8,10	\$162.50
	T&C III	AM	5	23	23	yes	117 and 12	double superhet	S and output (2)	1,2,10,11, 12,15,18, 21	\$259.95

Vocaline Company of America Old Saybrook, Conn.	ED-276 Commaire ED-278 Commaire PT-27	AM AM AM	5 5 1	5+ 8 4	5 8 4	yes no yes	117 and 12 117 and 12 battery self-contained	double superhet double superhet double superhet	S and output — output	1,2,3,8,12,14 1,2,12,19 1,2,3,6,9,12	\$199.50 \$189.50 \$199.50
Webster Mfg. 317 Roebling Rd., South San Francisco, Calif.	412 440 WT-2	AM AM AM	5 5 2	5+ 10 2	5+ 10 2	no yes no	117 and 12 117 and 12 batteries self-contained	double superhet double superhet superhet	S and output S and output battery voltage	1,2,8,10,17 1,2,28 1,2,3,6,13	\$174.50 \$219.50 \$119.50
World Radio Laboratories 3415 W. Broadway Council Bluffs, Iowa 51504	DX'er	AM	5	12+	—	yes	117 and 12 and 6	double superhet	S and output	1,2,7,29	\$119.95

Accessory Notes

- 1—Receiver has adjustable squeak circuitry with panel control
- 2—Receiver has noise limiting circuitry
- 3—Transceiver circuitry is completely transistorized
- 4—Receiver has crystal filter circuitry to provide improved selectivity and rejection of adjacent channel interference
- 5—Transceiver is sold with a built-in selective calling system
- 6—Transceiver has input jack or socket for use with external power supply
- 7—Receiver circuitry includes "spotting" switch to cue receiver to transmit crystal-controlled channel
- 8—Transmitter has crystal socket on panel to permit optional channel exclusive of internal crystal switching
- 9—Receiver includes bandswitch to permit reception of AM standard broadcast-band signals
- 10—Transceiver has rear skirt socket provision to connect a selective calling system without additional wiring changes
- 11—Transceiver uses special frequency synthesis to receive and transmit on all 23 channels
- 12—Receiver has vernier tuning (generally about plus or minus 3 kc.) in addition to frequency-synthesis circuitry
- 13—Transmitter modulator includes speech compression or special filtering for enhanced "talk power"
- 14—Transceiver is constructed in modules for easy servicing
- 15—Transmitter modulator has switching provisions to enable it to be used as a public address system
- 16—Receiver includes special noise eliminating circuitry referred to as "TNS"
- 17—Transmitter has metering jacks to permit tuning the transmitter final amplifier
- 18—Transceiver has master switch with key lock to prohibit illegal use of equipment
- 19—Transceiver is sold with a special noise-canceling microphone
- 20—Receiver includes "local-distant" switching circuitry for better automatic volume control (a.v.c.) action
- 21—Receiver has beat frequency oscillator for carrier insertion to receive SSB signals
- 22—A.c. model supplied, but d.c. voltages from car batteries may be used with this transceiver via special cords or cables, and/or external power supply
- 23—S-meter is available from manufacturer as optional extra, requires no internal wiring for connection
- 24—D.c. model supplied, but a.c. power supply available as optional extra
- 25—Receiver has adjustable selectivity controlled from front panel
- 26—Transmitter metering also reads standing wave ratio
- 27—Transmitter has provisions for VOX (voice-operated transmissions), eliminating the necessity for on-off switching
- 28—Special frequency-synthesis circuit uses one crystal per channel for receiving and transmitting
- 29—Receiver circuit includes audio tone for "spotting" transmitter crystal frequencies
- 30—Additional i.f. selectivity through the use of a Q-multiplier circuit
- 31—Transceiver is built into short-wave communications receiver



1



2



3



4

1 A very popular kit offering quality performance in a small package is the EICO Model "777"; wired versions of this unit are also available. 2 Top of the Polytronics line is the "Poly-Comm 23"; shown in this photo is the model which is sold without the selective calling, listening and ringing features. 3 New from GC Electronics is the "President" with 8-plus transmitting channels and tri-purpose power supply arrangement. 4 Top of the line from Lafayette is the "HB-333," a straight AM transceiver, although special circuitry is used to add speech compression to the modulator.

Microphones and Speech Accessories

(continued from page 63)

air when you take your hands off the mike. This particular gadget is not as important for mobile use (it may even be a deficit) as it is around the base station.

BASE STATION MICROPHONE MANUFACTURERS

American Microphone Co., Buchanan, Mich.
 Electro-Voice, Buchanan, Mich.
 LTV University, Oklahoma City, Okla.
 Shure Brothers, Inc., 222 Hartrey Ave., Evanston, Ill.
 Sonotone Corp., Elmsford, N. Y.
 Turner Microphone Co., 909 17th St., Cedar Rapids, Iowa

There are numerous arguments pro and con regarding the use of "outboard" speech compressors or limiters. The philosophy behind the design of such devices is to pack more speech power into the 3 watts output of the typical CB transceiver. It is a known electronic fact that the human voice can be compressed (even though some distortion is thereby introduced) and the average modulation level of the transceiver increased from 50% to 75-80%. At a distant point (15-25 miles), this can make a weak signal somewhat more readable, and to nearby stations a signal may actually sound "louder" than it really is.

Use of a speech compressor or limiter is not all gravy—for every advantage, there appears to be a compensating disadvantage. For one thing, there is an unfortunate tendency among CB'ers to put too much modulation on the carrier; this results in splattering and interference to stations operating on adjacent channels. Distortion is another problem, and the use of a compressor must be a compromise between the highest modulation level possible (100%) and keeping the signal intelligible.

No discussion of this topic would be complete without recognizing that most CB equipment manufacturers initially build into their equipment the capability of 100 per

cent modulation. Adding compressed audio from an outboard source for greater intelligibility defeats the manufacturer's design—unless it is done wisely and with caution.

SPEECH COMPRESSOR MANUFACTURERS

Demco Electronics Co., Bristol, Ind.
 Holstrom Associates, P. O. Box 8640, Sacramento, Calif. 95822
 Instruments and Communications, Inc., 33 Danbury Rd., Wilton, Conn.
 Smea Engineering, 123 East Washington, Tipton, Ind.
 Stoner Electronics, Box 7388, Alta Loma, Calif.

Selective Calling Systems

ASK any CB'er what he feels is the principal disadvantage of Citizens Band operation and he'll probably tell you that it's "listening to the useless chatter on my channel." If his mobile is in operation away from the base station, he thinks he has to leave the volume control and squelch set so that every station on the channel can be heard. But is this really necessary? Not if he installs some form of a selective calling system.

Selective calling, or tone signaling, has been used by the commercial business radio services for some 25 years. Here's how it works. The transmitting station operator (either mobile or base) flicks a switch or lever to broadcast one, two, or three audio tone signals for 8-10 seconds. If the base or mobile station of the licensee is on the air, these tone signals activate relays and turn on the speaker—which has hitherto been silent, although the receiver has been in operation. In other words, business on the channel goes on as usual, but the receiver speaker remains off until triggered by the appropriate tone signal combination.

Even though it's remarkably simple, selective calling has not been fully exploited by CB'ers. Initially—even two or three years ago—calling system equipment was expensive and had to be wired into transceivers by a technician. Now, in 1964, a large number of manufacturers offer selective calling systems as optional extras with either mobile or base station transceivers. Most of these same manufacturers have provided outlets on the rear skirt of their transceivers to permit such a system to be plugged in without tearing apart the innards of the transceiver. In the table on pages 64-71 note particularly those units which have a "10" in the "Accessory Notes" column.

Don't forget, in looking for a selective calling system, that you need both the

"encoder" (to transmit the tones) and the "decoder" (to receive the tones). Many manufacturers offer both items in the same package so that they may be used interchangeably, while other companies sell encoders and decoders separately.

Just in case you're wondering, most selective calling systems have a provision for altering the tone signals so that several different stations can use the same channel with the same manufacturer's system without interference or false "openings."

A few manufacturers are adding a new feature to selective calling—a system of "latching" or turning on a signal light indicating that the transceiver has been called during the operator's absence. Such systems have an obvious value and are available from *E. F. Johnson* ("Tone Alert"), *Polytronics* ("Poly-Call"), *Reach* ("Page Alarm"), and *Raytheon/Webster* ("Trans Pager"), etc.

SELECTIVE CALLING SYSTEM MANUFACTURERS

Allied Radio Corp., 100 N. Western Ave., Chicago 80, Ill.
 Cadre Industries Corp., 20 Valley St., Endicott, N. Y.
 Hallicrafters Co., 5th & Kostner, Chicago 24, Ill.
 Heath Company, Benton Harbor, Mich.
 International Crystal Mfg. Co., Inc., 18 N. Lee, Oklahoma City, Okla.
 E. F. Johnson Co., Waseca, Minn.
 Lafayette Radio Electronics, 111 Jericho Turnpike, Syosset, L.I., N. Y.
 Metrotek Electronics, Inc., 205 W. Cabarrus St., Raleigh, N. C.
 Multi-Elmac Co., 21470 Coolidge, Oak Park, Mich. 48237
 Polytronics, 80 Clinton Rd., West Caldwell, N. J.
 Reach Electronics, Inc., Airport Park, P. O. Box 308, Lexington, Nebr.
 Webster Manufacturing, 317 Roebing Rd., South San Francisco, Calif.

Test Equipment

SERVICING CB transceivers could have become a complex problem were it not for the ingenuity of several manufacturers. The FCC Rules governing CB'ers explicitly prohibit work on the transmitter—predicated on the possibility that operation off-frequency, over-modulation, or operation with excess power input may result. Since many CB'ers are not technically proficient, this is a valid assumption—whether most CB'ers like it or not.

To circumvent this problem, a new breed of test instruments has been developed. Generally speaking, a number of test functions have been wrapped up in one small package. Power output in actual watts can be checked; the activity of a suspected weak

crystal can be checked; the VSWR of the transmission line to the antenna can be measured for possible defects, etc. Up to ten different functions can be tested on some of these units, which are available at surprisingly attractive prices.

TEST EQUIPMENT MANUFACTURERS

Allied Radio Corp., 100 N. Western Ave., Chicago 80, Ill.
GC Electronics, Rockford, Ill.
Hallmark Instruments, 2620 Freewood Drive, Dallas, Texas 75220
Seco Electronics, Inc., 1201 S. Clover Drive, Minneapolis, Minn.

Antennas—Base and Mobile

THERE IS little doubt that we are seeing the gradual demise of the “ground-plane” antenna with its quarter-wave radiator and three or four quarter-wave radials. The anxiety of every CB'er to put as much signal on the air as possible has brought forth a variety of non-directional, vertically polarized antennas that have some signal gain above that of the older ground-plane. This gain may not be much, but at least it's something for nothing—and after all, just how far can 5 watts input expect to go?

Within the past year practically every antenna manufacturer concentrated on improving base station antennas. An 0.68-wavelength (19' 8" high) base station antenna called the “Pro-27” was brought out by *New-Tronics*; a “Uni-Linear” was announced by *Mosley*; the collinear gain antenna “Mark V” was improved by *B&K/Mark*; and *Hy-Gain* added new refinements to the popular “CLR-2.” Still leading the parade of the most base station antennas up in the air was the *Antenna Specialist Co.* and its “Magnum 27.” Any one of these antennas can add more punch to your CB signal, and if you want maximum range within the limits established by Part 95 of the FCC Rules, your best bet is a collinear.

Beam antennas consisting of a radiator and one or more directors, plus a reflector, are still offered by several manufacturers. Unfortunately, the combination of size and the necessity for vertical polarization has not made them very popular. Nevertheless, if you have the room and need the extra signal out beyond a nominal 20-mile range, a beam antenna is always worth serious investigation.

Probably the most novel approach to hit the base station antenna market in the past year was that incorporated in the *Hy-Gain* “Co-Phaser.” Consisting of two independently mounted “CLR-2” antennas, the array's feedlines are connected to a phasing network that shifts the radiation pattern around to provide either cardioid or figure-8 coverage.

BASE STATION ANTENNA MANUFACTURERS

Antenna Specialist Co., 12435 Euclid Ave., Cleveland 6, Ohio
B&K/Mark, 1801 W. Belle Plaine Ave., Chicago 13, Ill.
Columbia Products Co., RFD 3, Columbia, S.C.
Cubex Company, 373 Parkman St., Altadena, Calif.
GC Electronics Co., 400 S. Wyman St., Rockford, Ill.
Francis Industries, Pataskala, Ohio
Hy-Gain Antenna Products, N.E. Highway 6 at Stevens Creek, Lincoln, Nebr. 68501
Mosley Electronics, Inc., 4610 N. Lindbergh Blvd., Bridgeton, Mo. 63044
New-Tronics Corp., 3455 Vega Ave., Cleveland, Ohio 44113
Telrex Laboratories, Asbury Park 80, N. J.
Utica Communications Corp., 2917 W. Irving Park Rd., Chicago 18, Ill.

Not only is the ground-plane antenna gradually disappearing from base stations, but more and more mobile CB'ers are discarding the quarter-wave whip. Shortened antennas serving a dual purpose for CB and AM broadcast reception are being cowl-mounted. These shortened antennas are

reasonably effective within 5-10 miles of a base station, and to perform efficiently they need only a signal splicer, such as the *B&K/Mark* "CBC-1," *GC Electronics*' "29-824," *Hy-Gain*'s "Duo-Topper," or the *Ozco* "1-10'er." A base-loaded, center-loaded, or even a top-loaded whip of from 35" to 50" in height can be cowl-mounted. Also gaining some acceptance are shortened antennas (less than 3' high) mounted in the center of a sedan or station wagon metal roof.

The steel and fiberglass quarter-wave whip is still a good antenna for cars which have a very large steel body, but compact cars require an antenna that is more independent of the sheet metal ground-plane effects. Gaining increasing acceptance for mobile use are the "Heliwhip" (*B&K/Mark*); "The Criterion" (*Columbia*); "Buster" (*Master Mobile*); "Hustler" (*New-Tronics*); "Topper (*Hy-Gain*); and the "Q-top" (*Webster*).

MOBILE ANTENNA MANUFACTURERS

Antenna Specialist Co., 12435 Euclid Ave., Cleveland 6, Ohio
 B&K/Mark, 1801 W. Belle Plaine Ave., Chicago 13, Ill.
 Columbia Products Co., RFD #3, Columbia, S.C.
 GC Electronics Co., 400 S. Wyman St., Rockford, Ill.
 Hy-Gain Antenna Products, N.E. Highway 6 at Stevens Creek, Lincoln, Nebr. 68501
 Master Mobile Mounts, 4125 W. Jefferson Blvd., Los Angeles, Calif. 90016
 Mosley Electronics, Inc., 4610 N. Lindberg Blvd., Bridgeton, Mo. 63044
 New-Tronics Corp., 3455 Vega Ave., Cleveland, Ohio 44113
 Ozco Sales, Granite Ave. Extension, Canaan, Conn.
 Utica Communications Corp., 2917 W. Irving Park Rd., Chicago 18, Ill.
 Webster Mfg., 317 Roebling Rd., South San Francisco, Calif.

Ignition Noise Elimination

ALTHOUGH the average mobile CB transceiver is equipped with a good noise limiter, you can get ahead of the game by suppressing the ignition, regulator, or alternator interference in your vehicle. Several kits are now being sold that provide all of the components to shield, bypass, or otherwise eliminate or suppress such interference. Each kit has its own particular set of advantages and some are designed for use with specific cars or even medium-size

power boats. Investigate them all by obtaining more information from a local dealer, or by writing directly to the manufacturer.

NOISE SUPPRESSION KIT MANUFACTURERS

E. F. Johnson Co., Waseca, Minn.
 Sprague Products Co., North Adams, Mass.
 Webster Mfg., 317 Roebling Rd., South San Francisco, Calif.

Unique Accessories

IN PREPARING this *CB Buyer's Guide*, the Editors encountered numerous gadgets and accessories that did not fit in any one of the classifications already covered. Some of these accessories are particularly novel and deserve editorial mention.

We were impressed by the "Quietron" (*RaeCo*, 1351 Deloss, Indianapolis, Ind.) which is a take-off on *POPULAR ELECTRONICS*' feature construction article on eliminating vibrator hash through the use of transistors (December, 1963, page 41). This eliminator works like a charm and generally puts 20-30 volts more into the transmitter than reed-type vibrators.

A tunable outboard filter to curb channel 2 TV interference is sold by *Gavin*, Depot Square and Division St., Somerville, N. J., and is an extraordinarily worthwhile investment—even though many transceiver manufacturers claim to have eliminated TVI. It is called the "CB-T" and is available at scores of radio parts stores.

Several interesting CB accessories are offered by *Business Radio, Inc.*, Box 368, Osseo, Minn., including the "S-Master" which is an outboard calibrated S-meter that is connected to the transceiver with only two wires, and the "Noistop"—a two-tube combination squelch and ignition noise eliminator. The "Noistop" is similar in circuitry to the famous "TNS" noise eliminator used by radio hams throughout the world.

If you think your receiver is lacking in sensitivity, you can easily try hopping it up with a nuvistor r.f. preamp sold by *World Radio Labs*, 3415 W. Broadway, Council Bluffs, Iowa 51504. Or, if you would like to try listening to CB on your car radio without worrying about transmitting facilities, try a Model 65C "Crowne Converter" (*Aquaspace Development, Inc.*, Box 586, Canoga Park, Calif.). The preamp is sold for \$11.95 and the converter for \$19.95—both via mail order only.



Transistor Topics

By LOU GARNER, Semiconductor Editor

SEMICONDUCTOR devices have been employed in the photographic field for many years. First used in exposure (or light) meters, this is perhaps their best known application. Essentially a very simple instrument, the basic light meter consists of a photovoltaic (self-generating) cell connected directly to a suitably calibrated microammeter.

The next major step forward came with the invention of the transistor. Inserted between the photocell and the meter, transistor amplifiers not only increased over-all sensitivity but also permitted use of less costly and more rugged meter movements.

Later, modern semiconductor components and refined circuit design techniques led to the development of fully automatic cameras—units which combine the functions of a light meter and camera in a single instrument. In these cameras, the shutter speed and/or iris opening is set automatically by the lighting of the scene to be photographed.

Semiconductors have also been used in photographic lighting control, with photocells, light-activated switches, and transistors employed in a variety of remote "slave" flash units. These "slaves" serve to provide back, side, or supplemental lighting by firing a flash bulb or strobe when triggered by light from the main flash.

Until recently, semiconductor applications in photography were confined principally to light measurement and control. Within the

past year, however, at least one firm has introduced an electronic *focusing meter*. Dubbed a "Focatron" by its manufacturer, LogEtronics, Inc. (500 East Monroe Ave., Alexandria, Va.), the new instrument permits, for the first time, a direct measurement of image sharpness. Previously, proper focusing was achieved primarily by visual observation. In contrast, using the Focatron is analogous to using a thermometer to measure, say, bath temperature as compared to dipping a finger or hand in the water and guessing at the degree of warmth.

The instrument's basic design is illustrated in Fig. 1. In its simplest form, the Focatron employs two photoconductive cells, *PC1* and *PC2*, two batteries, *B1* and *B2*, and a microammeter (*MI*) arranged in a modified bridge circuit. The photocells, usually cadmium sulphide types, are aligned in the image plane of the optical system.

In operation, the light reaching *PC1* first passes through a diffusion plate so that only a defocused image appears on its surface. The light path in front of *PC2*, on the other hand, is clear, permitting either


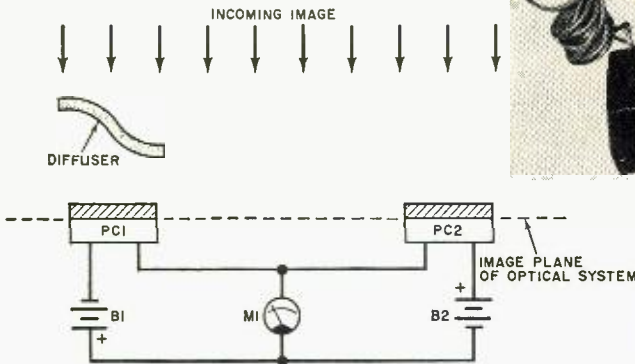
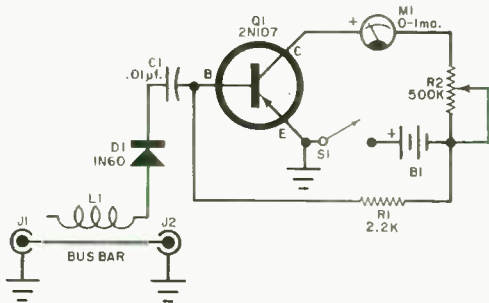


Fig. 1. The diagram shows the basic design of LogEtronics' "Focatron" electronic focusing meter for photographic use. Two models are available: a professional/industrial unit (at left, above), and a moderately priced semi-pro/advanced amateur unit (right).



a defocused or sharp image to be received, depending on the adjustment of the optical system. At best focus, the brightness difference between light and dark areas will reach a maximum. Since the photocells have a nonlinear response characteristic, *PC2*'s resistance will be different from that of *PC1* as focus sharpens, causing an unbalance in the bridge and a resulting up-scale meter reading. The bridge unbalance—and hence the meter reading—reaches a maximum at sharpest focus.

Currently, the Focatron is available in two models—a moderately priced unit designed for amateur and semiprofessional use with enlargers, and a more expensive commercial/industrial model suitable for use with view, copy, process or microfilm cameras as well as enlargers (see photo). The latter version employs a separate (accessory) light probe, with the type determined by the intended application.

Readers' Circuits. Suitable for use by both hams and CB'ers, the *transmitter tune-up meter* shown schematically in Fig. 2 was submitted by William C. Halleron (2707 Cleveland Blvd., Louisville, Ky.). Reader Halleron is, in one sense, an "old hand," for this is his third contribution to "Transistor Topics." His previous most recent contribution, a general-purpose CPO, appeared in the January, 1964, column.

Referring to Fig. 2, a "sample" of the r.f. energy furnished to the transmitting antenna is picked up by coil *L1* and coupled through diode detector *D1* and isolating capacitor *C1* to a single-stage common-emitter amplifier, *Q1*. The transistor, in turn, drives the milliammeter (*M1*) which serves as its collector load. Transistor *Q1*'s base bias is supplied through resistor *R1*, while potentiometer *R2*, in series with *M1*, is used as a calibration control. Operating power is furnished by *B1*, controlled by s.p.s.t. switch *S1*.

The components are all readily available. Diode *D1* is a 1N60, while *Q1* is a general-purpose *pnp* transistor—such as a 2N107. Resistor *R1* is a ½-watt unit and *R2* is a small 500,000-ohm potentiometer. Capacitor *C1* can be a ceramic or mica capacitor—its

Fig. 2. The transmitter tune-up meter circuit submitted by reader William Halleron can be connected "in-line" between any low- or medium-power transmitter and antenna.

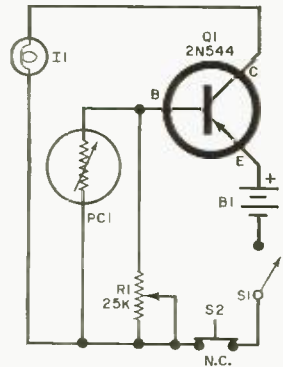


Fig. 3. Reader Bob Kuhnemund's magic "electronic" candle goes on only when "lit" with a match.

voltage rating is not critical. An 0-1 milliammeter (*M1*) is used as *Q1*'s load. Jacks *J1* and *J2* are r.f. coaxials chosen to match the transmitter's output connectors. The power switch, *S1*, can be a toggle, slide, or rotary type, as preferred, while the power supply, *B1*, is made up of two penlight cells connected in series to supply three volts.

Although layout is not overly critical, good wiring practice should be observed. William suggests that the circuit be assembled in a shielded case, such as a small Minibox. Jacks *J1* and *J2* should be mounted as close together as is practicable, with their "hot" center terminals connected by a short length of moderately heavy bus bar (such as #12 tinned wire). The pickup "coil," *L1*, consists of 10 turns of insulated hookup wire.

Intended for use with low- to medium-power transmitters, the tune-up meter is connected "in-line" between the transmitter and its antenna. Jack *J1* is connected to the transmitter's output jack with a short length of coaxial cable, while *J2* is connected to the antenna or dummy load—again, through a suitable cable. In practice, as few turns as necessary for a good tuning indication should be used for pickup coil *L1*.

Whether or not amateur magic is one of your hobbies, you should be interested in the circuit given in Fig. 3 if you enjoy fooling your friends. Robert Kuhnemund (Yarmouth Rd., White Plains, N. Y.), who submitted the circuit, has dubbed his design an "electronic" candle, for it is an electric lamp which (apparently) can be turned on only when "lit" with a match.

The circuit's basic operation is relatively simple. Transistor *Q1* is used as a direct-coupled amplifier to furnish power to a small lamp bulb, *I1*. The collector current

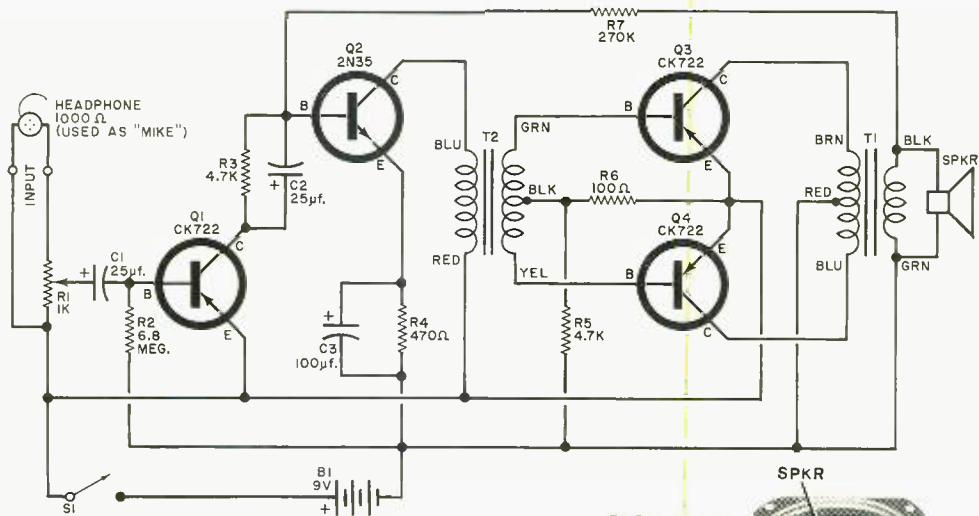


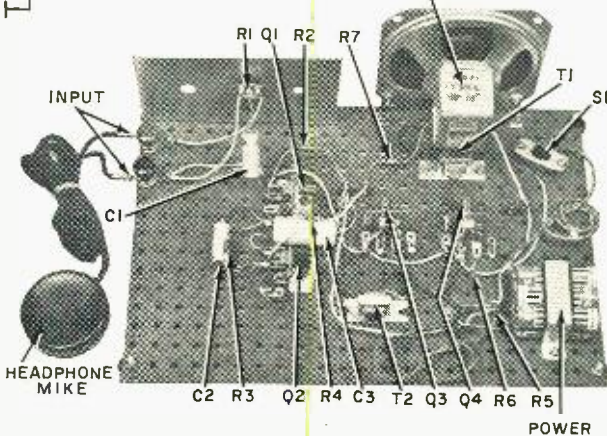
Fig. 4. A typical audio amplifier circuit for demonstration purposes. Breadboarded version appears at the right. See *Transitips* for details.

of $Q1$ is determined by its base bias, furnished partially through sensitivity control $R1$ and partially through a photoconductive cell, $PC1$. The photocell, in turn, is mounted in such a way that it is illuminated by light from the lamp bulb. Circuit power is supplied by $B1$, controlled by a pair of series-connected s.p.s.t. switches, $S1$ and $S2$.

In operation, $Q1$'s steady collector current, established by $R1$'s setting, is not sufficient to light $I1$. When a lighted match (or other source of light) is brought near $PC1$, the cell's resistance decreases, increasing $Q1$'s base bias and causing a corresponding increase in collector current. Lamp $I1$ lights and, afterwards, serves as a source of light for $PC1$. The lamp then stays "on" until circuit power is interrupted by opening one of the power switches.

Standard parts are used in the circuit. Transistor $Q1$ is a 2N544 power unit, $PC1$ an RCA 7163, and $I1$ a GE 123 lamp bulb. The sensitivity control, $R1$, is a small 25,000-ohm potentiometer. Switch $S1$ is an s.p.s.t. toggle, slide or rotary switch, while $S2$ is a normally-closed, momentary-contact push-button switch. Power supply $B1$ consists of two size "D" flashlight cells connected in series.

Since neither layout nor lead dress is critical, the "electronic" candle can be assembled in almost any type of case. For




best "magical" effect, however, the photocell should be shielded from overhead light and, preferably, mounted right against one side of the lamp bulb. In addition, the push-button power switch ($S2$) should be concealed in some fashion, permitting the operator to "light" the lamp with a match and "blow" it out (secretly depressing $S2$ at the same time).

Transitips. Many readers seem to be interested in circuits intended either for bench study or for group demonstrations—as in a science fair project. Although, theoretically, almost any standard circuit can be used for such applications, there are basic rules which should be followed in order to obtain best results.

First, the circuit chosen should be suitable for open breadboard assembly. Circuits requiring extensive shielding, special layouts or lead dress should be avoided.

Second, the circuit should be a typical rather than an "off-beat" design, especially when used for educational purposes. Steer
(Continued on page 92)



FAMILY MESSAGE CENTER

No more need for chalk boards or note pads when you've got this efficient little secretary working at home

By HOMER L. DAVIDSON

THERE'S NO LONGER ANY NEED to hastily scrawl a note on a scrap of paper and hope that the member of the family to whom it is addressed will see it! With this device, you actually "talk" the note into a repeating tape recorder, and switch a small light on to tell the others in the household that the note is waiting to be "read."

Design Notes. The unit is built around the "Min-Corder," an inexpensive (\$8.99) little tape repeater available from Mission Liquidators, 735 Celis St., San Fernando, Calif. It uses an endless Mobius tape loop, coated with oxide on both sides, and the cartridge remains permanently in place. Adding additional tape would be a mistake as this would overload the motor. There is no rewind position on the machine, but as the total tape time is on the order of 20 seconds, this is not required.


A nine-volt battery operates the

built-in transistor amplifier, and a 1½-volt flashlight battery powers the motor.

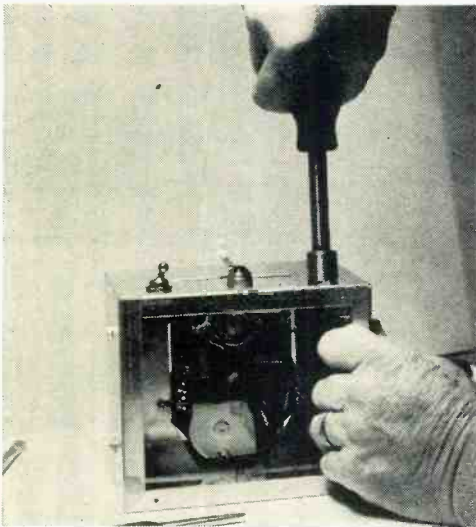
Erasure of the tape is accomplished by a small magnet that moves into the erase position whenever the lever is moved to record. Full erasure of the tape can be done in 20 seconds by holding the lever in the record position. If you are able to locate the tape splice, this will serve as an excellent reference point for start and finish.

Building The Unit. Construction is mostly a matter of installing the components in a usable metal container and effecting some small improvements.

The Min-Corder is mounted in a 4" x 5" x 6" aluminum utility box. The bottom of the box is removed, and ¼" is cut from the 5" dimension so it will fit inside the box. Cut the two tape recorder mounting brackets from the cover as shown in the drawing, laying out ½" lips to be bent up for flanges.

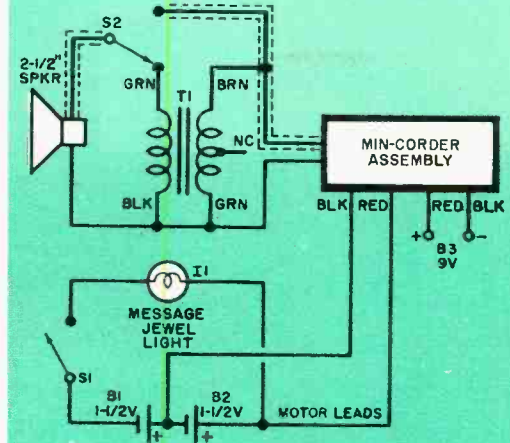



The Min-Corder comes assembled and ready to put into the cabinet. It uses a continuous loop of tape with oxide on both sides.



After wiring, fasten all components in place.

Large screws underneath top plate hold handle.

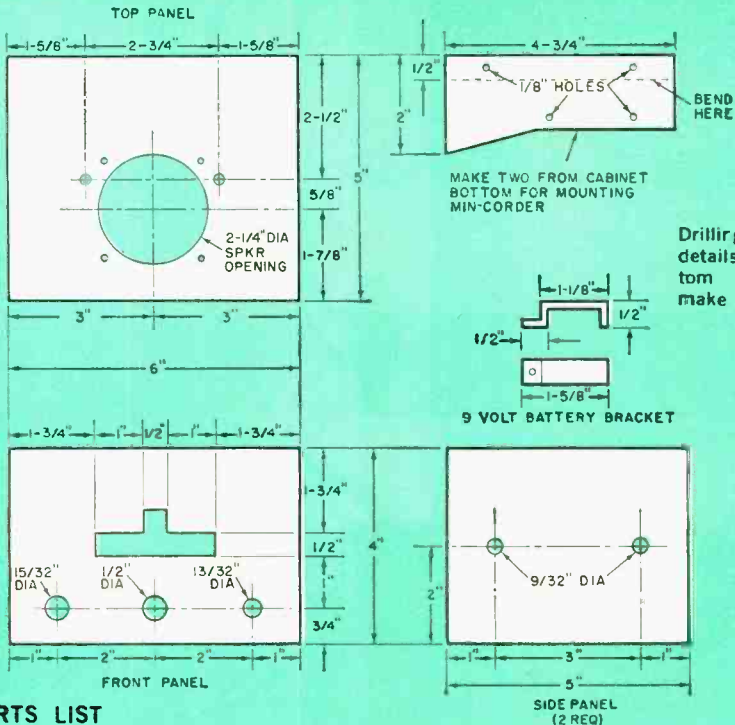


Loudspeaker also serves as a microphone. Diagram shows few parts needed.

Drill the required mounting holes as shown. Bend the flanges and try the Min-Corder on the mounts for size. Drill the remaining cabinet holes according to the layout, and then cut the front control slot with a hand nibbler. This tool can be used to cut the hole for the speaker on the top plate if a circle cutter isn't available.

Mount all the components in place, and the unit is ready to wire.

Wiring The Device. The black wire from the Min-Corder motor goes to the negative side of *B2* and also to the positive terminal of *B1*. The positive side of *B2* goes to the red motor lead and to one side of the message light, *I1*. Battery *B1*'s negative terminal goes to toggle switch *S1*, which goes to the other terminal of *I1*. This effectively provides 1½ volts for the Min-Corder motor, and 3



PARTS LIST

- B1, B2—1½-volt battery (Eveready 950 or equivalent)
 B3—9-volt battery (Eveready 216 or equivalent)
 L1—#49 miniature bayonet lamp
 S1—S.p.s.t. toggle switch
 S2—S.p.s.t. rotary switch
 T1—Output transformer; primary, 500 ohms.
 CT; secondary, 8 ohms (Lafayette TR-116 or equivalent)

- 1—Jewel pilot light assembly (Dialco 111 or equivalent)
 1—Min-Corder (available from Mission Liquidators, 35 Celis St., San Fernando 8, Calif., for \$8.99 postpaid)
 2—Battery holders (Lafayette MS-175 or equivalent)
 1—4" x 5" x 6" aluminum cabinet
 Misc.—Handle, wire, hardware, solder, etc.

volts for the light. Connect the black primary lead and green secondary lead of *T1* together and to ground. Connect the hot speaker terminal to switch *S2*'s wiper with shielded wire, and the Min-Corder signal lead to one switch terminal along with the brown secondary lead from *T1*. The primary green lead from *T1* goes to the other position of *S2*.

Testing. Insert the batteries in the battery holder, and place the 9-volt battery in its clip. With switch *S2* (the right-hand switch in the photo) in the *Talk* position, slide the control to *Talk* and hold it while you speak into the loudspeaker. Place *S2* in *Listen* and you will hear the message repeated in the speaker. This control lever—part of the Min-Corder—moves the erase magnet closer to or further from the tape, and also controls the motor operation. The

recorder will repeat at 20 second intervals until you erase by switching to record. At the same time, you can try the message light by throwing toggle switch *S1* to the message position.

If everything performs satisfactorily, button 'er up. Explain the operation of the unit to the various members of the family, and leave the device where all can get at it. Nobody will be able to resist using the system, and everyone will be far less apt to forget to leave a spoken note than the more tedious written kind. The unit will also find application wherever repeated spoken messages are used. Storekeepers can use it to announce sales, and the 20-second interval is just right to catch the attention of a shopper. The recorded material can be changed as often as you like by erasing and re-recording. —30—

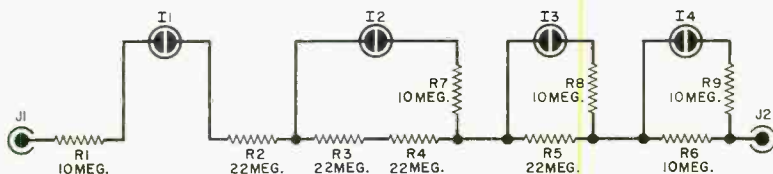


HI! VOLTS, THAT IS

IF YOU EVER need a quick means of testing unknown high voltages, such as those that appear at the secondaries of unmarked transformers, this gadget will give you a pretty good indication. It is also useful for constant monitoring of high peak voltages such as appear in photographers' strobes or in Geiger counters.

There are no scales to read or needles to follow. You simply count the number of neon lamps that are lit. One neon glows at 150 volts, two at 350, three at 550, and if all four light, the voltage is 750 or more. Mount the resistors and neon lamps on a Micarta disc, cut to fit a plastic box such as a typewriter ribbon comes in. The components can be soldered to eyelets attached to this disc. Another disc serves as a panel, and is appropriately marked. A nut, bolt and spacer hold the assembly together.

The resistance values indicated below are for d.c. or peak a.c. You can tell which type of current is being applied to *J1* and *J2*, for on d.c. only one element in the NE-2P (high intensity neon) lamps will glow. After wiring the base board, clean it with carbon tet or trichlorethylene to remove excess flux or grease which may cause leakage paths.

—I. C. Chapel



I1, I2, I3, I4—NE2P NEON LAMPS
ALL RESISTORS 1/2 WATT

CARTRIDGE DIODE MOUNT

THE 1N21, 1N23, 1N34, and other "ceramic cartridge" diodes are readily and inexpensively available on the surplus market. While they would serve well as detectors in crystal radios and undoubtedly have numerous other applications, they are unwieldy to work with. These diodes are extremely sensitive to heat, and soldering directly to them is completely out of the question. But the cartridge diodes fit nicely into standard phone jacks. A simple adjustment of the tip contact of a jack can be made with long-nose pliers to bring it into contact with the diode. After installing the cartridge diode in a modified phone jack, it can be held in place with a dynamotor brush cap. The jack can be insulated from the mounting panel if desired.

—Walt Boyd, K6DZY





Monthly Short-Wave Report

By **HANK BENNETT**, W2PNA/WPE2FT
Short-Wave Editor

BLACKBALLING IRON CURTAIN COUNTRIES—RIGHT OR WRONG?

FOR the past several years one of the well-known European short-wave clubs has been advocating the blackballing of those countries that resort to the operation of jamming transmitters. The blackballing was to take the form of withholding reception reports from all of the stations in the "offending" countries. For the most part, these countries are behind the Iron Curtain.

As a companion measure to the ban on reports, the foreign club has also attempted to persuade radio clubs and organizations the world over to join them in refusing to publish any information whatever pertaining to reception of the stations in question—including miscellaneous reception items as well as full operating schedules. This campaign has not been heartily endorsed by many organizations so far as we can tell.

Your Short-Wave Editor has tried to analyze this situation carefully for many months in an effort to come to a personal conclusion as to whether these two forms of blackballing have anything to recommend them, and to find out whether the stations in the countries concerned have suffered to any extent from a loss of reception reports. As might be expected, we were unable to gain any useful information from

the stations involved—if there has been a decline in the number of reports they are receiving, they aren't admitting it.

We are definitely in agreement with the motives behind the plan advocated by the European club but we do not entirely agree with the plan itself. Your Short-Wave Editor does not believe that individual reports (or the lack of them) are of great concern to the stations in these "jamming" countries. It is fairly obvious that many of the foreign governments have their own paid monitors in our country who regularly report to them on reception conditions.

As a Short-Wave Editor, I have always taken the stand that my chief duty is to publish news about stations regardless of the propaganda policies of the governments of the countries in which they are located. Every reporter has a right to be heard and to have his report published whether his report covers stations in Africa, America, Asia, or any other country or territory. We try to maintain that policy within the space allotted for this column.

We personally feel that it is in order for an SWL to report to *any* station that he may hear if he wishes to do so. It would be another matter if we all *believed* what



Old-timer Frederic Waite (above), of Rowley, Mass., has 60 countries verified—his best verie is from 6KW in Tuinucu, Cuba. Fred, WPE1AFP, has been DX'ing for 28 years. His receivers are a National NC-190 and a NC-57B plus a Hallicrafters S-22R.

The shack of Robert Mladenka, otherwise known as WPE5DIW, is located in Flatonia, Texas. Bob DX'es with a Hallicrafters S-38 receiver backed up by a Lafayette "Explor-Air." He also owns a surplus BC-455 Command unit which covers 6000 to 9100 kc.





John Ophaug (WPEØDSR) and friend hail from Wayzata, Minn. To date John has 53 countries heard with 23 verifications. His receiver is a Hallicrafters SX-99, his antenna a 40-foot vertical; he also uses a Continental tape recorder. From all appearances, shooting would seem to be another of John's hobbies.

we hear at times, but from the purely technical standpoint of listening and reporting in an effort to add a verification to the collection, we do not think that anyone should feel it imprudent to ask for a QSL.

Incidentally, one of the aftereffects of reporting to Iron Curtain countries is that you may receive literature from them periodically. This is part of their well-known propaganda campaign. Once you are on their mailing list, it is next to impossible to have your name removed. However, this material can always be thrown out or refused. Of course, if you happen to be a stamp collector as well as an SWL, you'll have a new source of choice items.

(Continued on page 102)

ENGLISH-LANGUAGE NEWSCASTS TO NORTH AMERICA

All of the stations below specifically beam English-language newscasts to the U.S.A. The times may vary a few minutes from day to day.

COUNTRY	STATION	FREQUENCY (kc.)	TIMES (EST)
Argentina	Buenos Aires	11,780, 9690, 6090	2200, 0100 (Mon.-Fri.)
Australia	Melbourne	17,840, 15,220 9580	2030, 2130, 2230 0745
Bulgaria	Sofia	6070 (and/or 9700) 7290	1900, 2000, 2300 1630
Canada	Montreal	15,190, 11,760, 9585 9625, 5970	1800 (Caribbean) 0215, 0300 (W. Coast)
East Congo	Leopoldville	11,755	1630, 2100, 2230
Czechoslovakia	Prague	11,990, 9795, 9550, 7345 (also 15,285 at 2030; 11,990 at 2230)	2030, 2230
Denmark	Copenhagen	15,165 9520	0700 2100
Finland	Helsinki	15,185	1530 (Mon.-Fri.)
West Germany	Cologne	11,945, 11,795, 9735 9545, 6075 9735, 9575, 6145, 6075	1010 2035 0000
Hungary	Budapest	9833, 7215, 6234	1930, 2030, 2200, 2330
Italy	Rome	9575, 5960	1930, 2205
Japan	Tokyo	15,285, 15,135, 11,780	1900
Lebanon	Beirut	11,890	1630
Netherlands	Hilversum	17,810, 15,445 11,950, 9590 7125, 6085 6035, 5985	1030 (Tues., Fri.) 1415 (Tues., Fri.) 1630 (exc. Sun.) 2030 (exc. Sun.)
Portugal	Lisbon	6185, 6025	2105, 2245
Rumania	Bucharest	11,810, 9510, 7225, 7195, 6190, 5990	1730
Spain	Madrid	9360, 6130	2215, 2315, 0015
Sweden	Stockholm	15,240 9660 5990	0900 2215 2045
Switzerland	Berne	11,865, 9655, 9535 15,315	2015, 2315 0950
U.S.S.R.	Moscow	9740, 9730, 9700, 9680, 9660, 9650, 9620, 9610, 9570, 7320, 7310, 7240, 7200, 7150 (may not all be in use at any one time)	1730, 1900, 2000, 2100, 2300, 0040
Vatican City	Vatican City	9645, 7250, 6145	1950



Across the Ham Bands

By **HERB S. BRIER**, W9EGQ
Amateur Radio Editor

A QUICK LOOK AT THE HEATHKIT SB-300 RECEIVER

THE NEW SB-300 eleven-tube communications receiver for the amateur bands between 3.5 and 30 mc., manufactured by the Heath Company, Benton Harbor, Mich., incorporates several interesting design features: a crystal-controlled front end and BFO for maximum frequency stability; separate i.f. crystal filters with selectivity characteristics specifically tailored for AM, c.w., and SSB reception; highly accurate dial calibration; and ease of tuning in all modes.

Assembly. Many hams shy away from communications receiver kits because they are supposed to be so complicated. But anyone who is adept with a small soldering iron or soldering gun and with simple tools like a screwdriver and a pair of pliers should have no trouble assembling the SB-300—if he has the patience and willingness to follow the precise, step-by-step instructions.

It took your Amateur Radio Editor approximately 60 hours (spread over a two-week period) to assemble the kit. Step for step, the task was no more difficult than the assembly of a number of Novice transmitter kits now on the market. The reason the job took so much time is that there are quite a few more steps to complete than one finds in the average kit.

Contributing to the relative ease of construction are the high-quality printed-circuit boards used in the critical r.f. and i.f. sections of the receiver. We completed them


both during the course of a single evening.

The average ham should be able to align the SB-300 in less than two hours, using either the built-in 100-kc. crystal calibrator or a standard signal generator as the signal source. Also required is a vacuum-tube voltmeter to measure the crystal-oscillator d.c. grid voltage (at a test point) in the preliminary oscillator adjustment.

Evaluation. The measured selectivity of the SB-300 was 2.1 kc. with the SSB filter furnished, 400 cycles with the optional c.w. filter, and 3.75 kc. with the optional AM filter—just as the instruction manual stated. It also met its sensitivity specs handily. And in side-by-side comparisons with other communications receivers, the SB-300 held its own.

On the minus side, the SB-300 does not contain a noise limiter. This is no disadvantage on SSB or c.w., where the normal noise limiter doesn't work anyway, but it could be a minor disadvantage in AM phone operation in a noisy location.

At approximately \$265 in kit form (less the optional c.w. and AM filters, both of which carry a \$19.95 price tag), the Heath-



Inside and outside views of the Heathkit SB-300 receiver. Although there are more steps to complete than with the average kit-type unit, the SB-300 is not difficult to assemble. Printed-circuit boards are used in the critical r.f. and i.f. sections.

Novice Station of the Month

With a Johnson "Ranger" transmitter and a Hallicrafters SX-117 receiver, Mike Stenstrom, WN4OIX, Hendersonville, N.C., has worked 40 states and eight countries. His antennas are a multiband "trap" dipole and a rotary 15-meter dipole. Mike will receive a free one-year subscription for submitting the winning photo in our Novice Station of the Month contest for August. To enter the contest, send in a picture of yourself at the controls of your station, along with some information about your equipment and operating achievements. Entries go to Herb S. Brier, Amateur Radio Editor, POPULAR ELECTRONICS, Box 678, Gary, Indiana.



kit SB-300 compares very favorably with preassembled, ham-band-only receivers in the \$500-plus class.

CLASSIC HAM CIRCUITS

Way back in 1921, E. H. Armstrong first described the superheterodyne receiver in the "Proceedings of the I.R.E." And by the mid 1930's, the superheterodyne had become the accepted receiver in progressive ham shacks.

Superhet Operation. Reviewing briefly the theory of superheterodyne operation, when two r.f. signals are fed simultaneously into a mixer or converter circuit, a multitude of signals are produced at the mixer output terminals. In receiver applications, the most important of these output signals has a frequency equal to the *difference* in frequency of the two input signals.

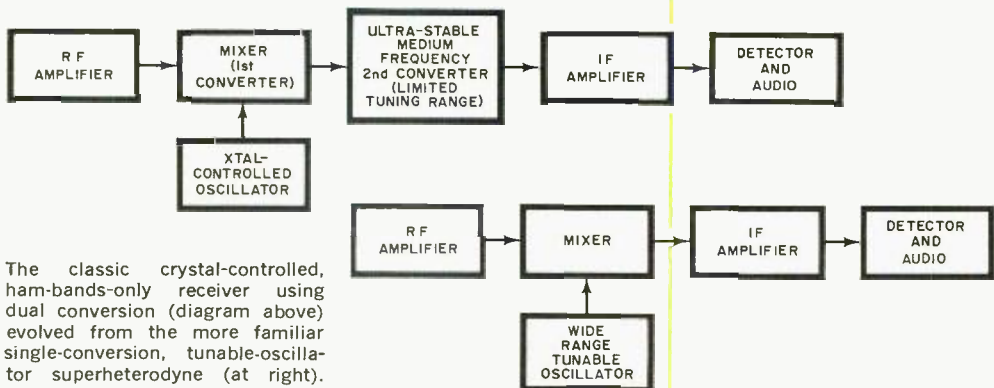
In a superhet receiver, one of the input signals is normally a radio signal picked up by the receiving antenna, and the other signal is generated by a local heterodyne oscillator in the receiver. In a conventional superheterodyne receiver, the oscillator is

always tuned the same number of kilocycles—say 465 kc.—away from the desired broadcast signal. As a result, the mixer output frequency is always the same: 465 kc. in our example. Thus, it is possible to design an efficient, *intermediate-frequency* (i.f.) amplifier to select and amplify the desired incoming signals before delivering them eventually to the loudspeaker.

High-Frequency Oscillator. Obviously, the over-all performance of a superheterodyne receiver depends largely on the stability of its high-frequency oscillator. If its frequency drifts or varies, the signal fed to the i.f. amplifier varies exactly the same amount. Unfortunately, the higher the frequency of operation, the more difficult it becomes to build a really stable, tunable oscillator.

In fact, serious VHF/UHF workers long ago discovered that it was virtually impossible to build a tunable oscillator which was stable enough to use as the heterodyne oscillator in a selective superheterodyne receiver for frequencies above 50 mc. Obviously, this imposed quite a problem, as a really selective receiver is required to take

(Continued on page 97)



The classic crystal-controlled, ham-bands-only receiver using dual conversion (diagram above) evolved from the more familiar single-conversion, tunable-oscillator superheterodyne (at right).

Some plain talk from Eastman Kodak about tape:

surface smoothness and sound brilliance

Visualize a roll of sandpaper $\frac{1}{4}$ -inch wide. Now thread it into your tape recorder and run it awhile. Devastating thought? Sure is. Some poorly made tapes are just about like that. Here's the story: Iron oxide is actually harder than many types of sand. And each particle of this destructively hard material can exert thousands of pounds of pressure, cutting a recorder head brutally. Luckily, that sort of thing can't happen here.



The entire story becomes dramatically clear when we compare heavily worn head (lower) with new one. Note how abrasive tapes have worn down the head, widened recording gap. Uneven wear characteristics are caused by improperly silt tape. Note, too, the accumulation of oxide in the gap and around the head. This head is useless!

And for two good reasons. The first is our "R-type" binder. This resinous material has a number of unique advantages. For example, it covers each particle of iron oxide thoroughly, and because the binder can be critically controlled, the iron oxide can be coated to a glass-

like smoothness. No other binder, in fact, can be handled like our "R-type" binder. This means that Eastman tape gives you a smoother, more friction-free surface to begin with.

But because we are the pesky, finicky bunch that we are, we go even further. To make certain that your recorder heads will get tender, kindly treatment, we have taken the extra precaution of lubricating the entire thickness of the binder. Not just any lubricant, but a very special one. One that is exclusively ours. Why a special one? Well, here's the story. Out of the thousands of materials available as lubricants, only a few are suitable for use with tape surfaces. The rest aren't good for lubricating anything other than lawn mowers.

A lubricant must lubricate, but not too well.

Here are the requirements. Tape must slip over heads (and pressure pads if your recorder has them) but there must be no slippage at all over the capstan. Otherwise, constant speed will suffer. In other words, the ideal lubricant has a combination of characteristics that allows it to glide friction-free (relatively, of course) in certain places and hold fast in others. Designing lubricants that give this sort of performance is something akin to trying to bake a cake that tastes like steak. Pretty tough to hit on the first try. After a few thousand tries, however, we did hit it, and got some pretty big rewards in terms of performance.

We never take chances with lubrication.

Just to make certain that everything that can be going for us is . . . we make use of our lubricants in every way possible so that we never miss a bet in terms of quality and/or performance. For example: we incorporate our lubricants into the magnetic coating. And we lubricate the base as well. In that way, all bets are covered. You might have noticed from time to time how some tapes smear their lubricants all over your equipment. You'll never get that sort of "gunking" from an Eastman tape because our lubricants are stable.




Choose EASTMAN Sound Recording Tape, Type A303, for all general-purpose applications. Choose Type A304 wherever high output characteristics are called for. For long-play applications choose Type P105—so thin you get 3600 feet on a 7-inch reel! EASTMAN Sound Recording Tapes are available at your local electronic dealer's and other tape outlets.

© Eastman Kodak Company, MCMLXI

EASTMAN KODAK COMPANY, Rochester, N.Y.

CIRCLE NO. 9 ON READER SERVICE PAGE



ZENER RECEIVER MUTER

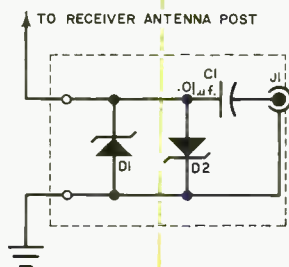

Two inexpensive diodes and a capacitor add up to a highly effective, useful device

ZENER DIODES, by virtue of their unique ability to short-circuit high voltages while presenting a high resistance to low voltages, can easily be used to mute an amateur receiver while transmitting or to ground out high level atmospheric without affecting normal reception. All this can be done with no modifications to the receiver and with a few inexpensive components—thanks to the increasing availability of low-priced zeners.

As shown in the schematic diagram, diodes *D1* and *D2* (International Rectifier Z-1100's, Hoffman HB1's, or equivalents) are connected in opposite directions between the receiver antenna post and ground in a shielded enclosure which is simply the can from an old fluorescent lamp starter. A phono pin jack (*J1*) fits neatly in the end of this can; it is connected to a .01- μ f., 200-volt miniature Mylar capacitor (*C1*). Mount the diodes on a piece of Formica or similar insulating material, and connect all grounds to the starter can. Add a ground strap around the can and a lead with a lug on it to connect to the receiver antenna terminal, and you have a zener muter.


To test the gadget, simply tune your VFO to the receiver frequency. Key the transmitter while using a dummy load—you'll note that the signal silences the receiver, leaving only a slight power hum. If you use a separate receiving antenna, leave it connected while transmitting. The microsecond recovery time of the muter will give you break-in operation.

—I. C. Chapel



Muter mounts neatly to receiver terminals as shown in top photo. Author attached a piece of insulating material to *J1* (photo at left) and used it to hold *C1*, *D1*, and *D2*. Connection to receiver antenna is brought out through grommet in top of can.

This New Heathkit® FM Stereo Tuner At \$49.95...



Plus... This Heathkit® 16-Watt Stereo Amp At \$39.95...



Equals Complete Stereo Electronics For \$89.90!

Start With The New Heathkit AJ-13 Stereo Tuner! First you'll like the ease with which it operates... just three controls—On/Off-FM-Stereo Selector... a Tuning Control... and AFC On-Off switch. What could be simpler?

And yet, you enjoy a host of maximum performance features like the built-in stereo converter... automatic frequency control that locks-in all stations for quiet, drift-free reception... a stereo indicator light that silently signals when stereo is being broadcast... large edge-lighted slide-rule dial for easy station reading... easy flywheel tuning... external antenna terminals... plus point-to-point wiring and a pre-assembled, prealigned "front-end" for fast, simple assembly! Goes together in a couple of evenings! **You'll Like The Modern Color Styling, Too!**... mocha brown & beige steel cabinet with midnight black trim accents.

...beginners finish in just a few hours! Its attractive styling... matches the AJ-13 Tuner. Its low, low price... \$39.95!

Now Settle Back & Listen! The sound's superb... the operation simple... the styling handsome... the savings big! Discover why more people rely on Heath to take the high cost out of quality. Use the handy coupon & choose both units now!

Kit AJ-13, FM Stereo Tuner, 13 lbs. \$49.95

Kit AA-32, 16-Watt Stereo Amp, 15 lbs. \$39.95



FREE 1964 HEATHKIT CATALOG

See these and over 250 other exciting Heathkits available in easy-to-build kit form. Save 50% or more by doing the easy assembly yourself! Send for your free catalog today!



HEATH COMPANY, Dept. 10-8-1
Benton Harbor, Michigan 49023

- Enclosed is \$_____, plus postage. Please send model(s)_____.
- Please send my Free 1964 Heathkit Catalog.

Name _____

(Please Print)

Address _____

City _____ State _____ Zip _____

Price & description subject to change without notice.

HF-170R

CIRCLE NO. 14 ON READER SERVICE CARD

Back Issues Available

Use this coupon to order back issues of **POPULAR ELECTRONICS**

We have a limited supply of back issues that can be ordered on a first-come, first-served basis. Just fill in the coupon below, enclose your remittance in the amount of 50¢ each and mail.

ZIFF-DAVIS SERVICE DIVISION
Dept. BCPE 589 Broadway
New York 12, New York

Please send the following back issues of **POPULAR ELECTRONICS**.

I am enclosing to cover cost of the magazine, shipping and handling.

Month Year

Month Year

Month Year

Name

Address

City Zone State

No charge or C.O.D. orders please. PE

1964 OTCB JAMBOREE CALENDAR

Planning a jamboree, get-together, banquet or picnic? Send the details to: 1964 OTCB Jamboree Calendar, **POPULAR ELECTRONICS**, One Park Avenue, New York, N. Y. 10016. For more information on the jamborees below, contact the clubs or club representatives listed.

Decatur, Ga. August 1-2
Event: Georgia CB Radio Council Jamboree. Location: Atop Stone Mountain. Contact: Dixie Communications Club, Box 136, Decatur.

Marshalltown, Iowa August 8-9
Location: Izaak Walton League, 1½ miles from Highway 30 on South 12th. Sponsor: Corn Belt CB Radio Club of Marshalltown. Contact: Al Polley, 1608 E. Nevada St., Marshalltown.

Reno, Nevada August 8-9
Sponsor: Silver State CB Association (Reno-Sparks), 1549 Prospect Ave., Sparks, Nevada.

Plaistow, N. H. August 8-9
Event: Interstate (Mass. & N. H.) Jamboree. Location: American Legion Farm, Haverhill, Mass. Sponsor: CB Socialities, Box 336, Plaistow.

New Waterford, Ohio August 9
Event: Picnic. Location: New Waterford Fish & Game Park. Sponsor: Penova CB Club. Contact: Virginia Craig, Box 606, East Liverpool, Ohio.

Washington, Mich. August 15-16
Location: Green Acres Recreation Area. Sponsor: Oakland Social CB's. Contact: CB Jamboree Information, 2280 Maple Crest, Pontiac, Mich.

Lebanon, Ohio August 16
Event: Second Annual SWOCBA Nationwide Jamboree. Location: Warren County Fairgrounds. Sponsor: Southwestern Ohio Citizens Band Assn., Box 231, Mason, Ohio.

Chattanooga, Tenn. August 22
Event: Annual Barbecue. Location: Hamilton County Park. Sponsor: Volunteer State CB Radio Club, Inc. Contact: Garland Freeman, 546 Alexander Drive, Chattanooga.

Norwalk, Ohio August 22-23
Event: Second Annual Week End for CB'ers. Location: Huron County Fairgrounds. Sponsor: Sheriff's Huron County Emergency Net, Box 201, Norwalk.

Norfolk, Va. August 22-23
Event: Convention and Trade Show. Location: Monticello Hotel. Sponsor: Virginia State Citizens Band Radio Assn., Inc., Ruckersville, Va.

Enon Valley, Pa. August 30
Event: Picnic. Location: Brady's Run Park. Sponsor: Sociable 5 Watts CB Club. Contact: Roy Shetler, Enon Valley.

Dalton, Ga. September 4-7
Location: Abertson Midget Lakes. Sponsor: North Georgia CB Radio Club, Inc.

Crisfield, Md. September 5-6
Event: Labor Day Week End Jamboree. Location: Crisfield Derby Grounds. Sponsor: Chesapeake CB'ers. Contact: Ruth Brown, Manokin, Md.

Lynwood, Calif. September 11-13
Event: Second Annual Home Show & Radio Communications Jamboree. Location: Bateman Hall, Lynwood Community Center. Sponsor: Southern California Radio Assistance Unit. Contact: Jim Servi, Box 127, La Mirada, Calif.

Pittsburgh, Pa. September 13
Event: Picnic. Location: White Swan Park. Sponsor: Five-Eleven CB Radio Club, 868 Glass Run Rd.

Fort Wayne, Ind. September 20
Event: Fall Roundup. Location: Memorial Coliseum. Sponsor: Maume Valley CB Radio Club. Contact: Mort Knott, Box 1031, Fort Wayne.

Albany, N. Y. September 27
Event: Tri-Club Chicken Barbecue Jamboree. Location: Halfmoon Beach, Crescent, N. Y. Sponsors: Troy Area CB Club, Schenectady Electric City CB'ers, Saratoga Spa Ten-Fourers. Contact: Stephen Stracher, Box 299, Lans. Station, Troy.

Bristol, Conn. October 11
Location: Lake Compounce. Sponsor: Bell City Citizens Band Radio Club. Contact: John P. Dempsey, 163 High St., Bristol.

NATION-WIDE TUBE CO.



For all type
TUBES

ANY TYPE NOT LISTED MAY ALSO BE ORDERED AT 33¢ each. (\$30 per 100)

1-YEAR GUARANTEE ON ALL TUBES
Individually boxed
CODE DATED
BRANDED

024	6AN8	6DV4	6X4	12AX4
1A7	6AQ5	6J5	7A5	12AU7
1B3	6AU4	6J6	7A7	12AX7
1H5	6AU6	6K6	7B6	12BA6
1K3	6AV5	6SA7	7B8	12BE6
1L6	6AV6	6SC7	7C5	12BH7
1W5	6AW8	6SF7	7E6	12BY7
1R5	6AX4	6SG7	7F7	12C5
1S5	6BA6	6SH7	7Q7	12CA5
1U4	6BC5	6SJ7	7Y4	12L6
1X2	6BE6			12R5
2CW4	6BH6	FREE WITH AD		
2DS4	6BK7	CHEATER CORD		
2DV4	6BL7	with every		
3BZ6	6BM6	order of \$6		
3DT6	6BQ5	or more		
3V4	6BQ6	18FY6		
4BQ7	6BQ7	18FX6		
5AT8	6C4	22E4		
5J6	6CB6	6SK7	6AW8	25L6
5U4	6CD6	6SL7	8CG7	25Z6
5Y3	6CC7	6SN7	9AU7	32L7
6A7	6CM7	6SQ7	10E7	32L7
6AB4	6CY5	6S	11CY7	50A5
6AC7	6DA4	6U8	12AD6	50C5
6AF4	6DE6	6V6	12AF6	50L6
6AG5	6DK6	6W4	12AT7	117L7
6AH4	6DQ6	6W6	12AV6	117Z3
6AL5	6DS4			
6AM8				

25¢ SPECIAL
No limit on this list
Order any quantity

1A4	26	58
1B4	27	71A
1E5	15	75
1J6	39/44	76
6C6	43	77
6D6	47	84/6Z4
2A4	56	85
25Z5	57	

TERMS: Free Postage in USA on prepaid orders. Add 50¢ for handling on orders under \$5. Send 25¢ deposit on COD orders. Send approx. postage on Canadian & foreign orders.
Money refunded in 5 days if not completely satisfied
Tubes are new, used or second are so marked

Send for special details on self-service tube testers and CRT prices. Dept. PE8.

NATION WIDE TUBE CO.

406 HARRISON AVENUE, HARRISON, NEW JERSEY HU 4-9848

CIRCLE NO. 22 ON READER SERVICE PAGE

90


POPULAR ELECTRONICS

www.americanradiohistory.com

Heathkit's great base station deserves



an equally fine working partner!



In a two-way radio communications system, overall performance is only as good as its weakest link. The deluxe Heathkit GW-42 "Master Station" CB Transceiver teamed up with the powerful GW-52 1-watt "Walkie-Talkie" brings you Citizen's Band radio facilities of outstanding capability with complete freedom and mobility of operations. Check and compare the many features offered in Heathkit equipment with any other...see why Heathkit is your best buy in CB!

"Master Station" CB Transceiver

- 5 Crystal-controlled transmit & receive channels • Built-in 3-way power supply • Built-in 4-tone selective call circuitry • All-channel receiver tuning • Built-in tuning meter • Adjustable squelch control • Switchable automatic noise limiter • Push-to-talk microphone • Beautifully styled • Easy-to-build.

Kit GW-42... 23 lbs. \$119.95
 Assembled GWW-42... 22 lbs. \$189.95

1 Watt Walkie-Talkie

- Rugged 10-transistor, 2-diode circuit • Long-range transmitter—1-watt input • Sensitive superheterodyne receiver with RF stage • Adjustable squelch control • Automatic noise limiter • Crystal-controlled transmit & receive channels • \$20 rechargeable battery included

- Built-in 117 v. AC battery charger • Built-in battery condition meter • Easy circuit board assembly.

Kit GW-52... 4 lbs. \$ 74.95
 Assembled GWW-52... 4 lbs. \$124.95

FREE 1964 HEATHKIT CATALOG

See these and over 250 other exciting Heathkits available in easy-to-build kit form. Save 50% or more by doing the easy assembly yourself! Send for your free catalog today!



HEATH COMPANY

Dept. 10, Benton Harbor, Mich. 49023

Enclosed is \$_____, plus postage. Please send model (s) _____.

Please send my Free 1964 Heathkit Catalog.

Name _____

Address _____

City _____ State _____ Zip _____

GX-124R

CIRCLE NO. 14 ON READER SERVICE PAGE

Transistor Topics

(Continued from page 78)

clear of "gimmick" circuits or those requiring unusual or special components.

Third, the circuit should not use dangerously high voltages and, preferably, should be battery-powered rather than line-powered to minimize the dangers of accidental shock or blown line fuses.

Fourth, power levels should be kept to a minimum, both to conserve battery life and to prevent interference with the work of other experimenters. If ten lab groups, for example, should all attempt to test, say, 20-watt amplifiers at the same time, the result could be deafening. Similarly, a student might have trouble aligning a small receiver if another worker on the opposite side of the bench tried to tune a 100-watt transmitter at the same time.

A typical demonstration audio amplifier circuit is shown in Fig. 4. This design incorporates all the basic features of amplifiers used in phonographs, intercoms, hi-fi installations and p.a. systems, yet can be breadboarded quite easily, uses standard, low-cost parts, and has a power output in the milliwatt range. A wired version of the circuit is shown in the photo.

Referring to Fig. 4, the amplifier uses common-emitter stages throughout. A pre-amp ($Q1$) is complementary-coupled to a driver stage ($Q2$) which, in turn, is transformer-coupled to a Class AB push-pull output amplifier ($Q3$ - $Q4$). Operating power is furnished by a 9-volt battery made up of six penlight cells connected in series.

In operation, an audio signal obtained from a standard 1000-ohm headphone (used as a microphone) is applied across gain control $R1$. A portion of this signal, depending on $R1$'s adjustment, is applied through d.c. blocking capacitor $C1$ to $Q1$'s base-emitter circuit. Transistor $Q1$'s base bias is furnished through $R2$. The amplified signal is applied to the driver stage, $Q2$, through coupling capacitor $C2$. Transistor $Q1$'s collector load includes $R3$, $R7$ and $Q2$'s base-emitter circuit.

The driver stage ($Q2$) obtains its base bias through a voltage divider which includes $R3$, $R7$ and $Q1$'s emitter-collector circuit. Emitter resistor $R4$, bypassed by $C3$, provides bias stabilization. Resistor $R7$, part of $Q1$'s load and $Q2$'s bias network, also provides a small amount of negative feedback across the driver and output stages.

Interstage impedance-matching transformer $T2$ couples $Q2$'s output signal to the push-pull power amplifier, $Q3$ - $Q4$. Another

step-down transformer, $T1$, couples the power amplifier, in turn, to the loudspeaker's voice coil. The base bias for $Q3$ - $Q4$ is supplied through voltage divider $R5$ - $R6$.

Parts needed for the assembly of this circuit are readily available. Transistors $Q1$, $Q3$ and $Q4$ are CK722's or similar general-purpose *pn*p units and $Q2$ is a 2N35. Capacitors $C1$, $C2$ and $C3$ are 12-volt electrolytics. Potentiometer $R1$ is a 1000-ohm unit, while $R2$, $R3$, $R4$, $R5$, $R6$ and $R7$ are all half-watt resistors. Transformer $T1$ should have a 500-ohm, CT, primary, and a 3.2-ohm secondary (Argonne AR-119 or equivalent), while $T2$ has a 10,000-ohm primary and a 2000-ohm, CT, secondary (Argonne AR-109 or equivalent). The speaker can be any standard 4" to 8" type with a 3- to 4-ohm voice coil. Finally, $S1$ is an s.p.s.t. toggle or slide switch.

With neither layout nor lead dress critical, the individual builder can follow his own preferences on these points, taking care simply to provide adequate separation between the input and output circuits to prevent feedback. All d.c. polarities and transformer color codes should be observed, of course. The model shown in the photo was assembled on a piece of pegboard.

Component News. Nine high-power, encapsulated "sticks" capable of handling peak reverse voltages from 2 kv. to 75 kv. and output currents from 0.2 to 3 amperes have been introduced by the International Rectifier Corporation (233 Kansas St., El Segundo, Calif.). They can be used in a variety of applications requiring high d.c. voltages at moderate currents.

The Tung-Sol Electric Co., Inc. recently introduced three circuit components called "Barretters" which provide protection for power transistors against damaging current surges or overloads. Made with tungsten filaments chosen for a positive temperature coefficient of resistivity, these new units are designed to be used in series with a transistor emitter. Acting like a variable resistor, they offset any increase in transistor collector current by a corresponding increase in their resistance.

Two silicon transistors have been introduced by RCA (Harrison, N. J.). The 2N3229 is a *pn*p planar type designed for r.f. power applications; with a 17.5-watt dissipation rating, it can deliver as much as 15 watts at 50 mc. or 5 watts at 150 mc. The 2N3262 is a high-voltage, high-frequency, triple-diffused *npn* type; although designed primarily for military and industrial use, it could be of value to hams planning high-quality medium-power transmitters.

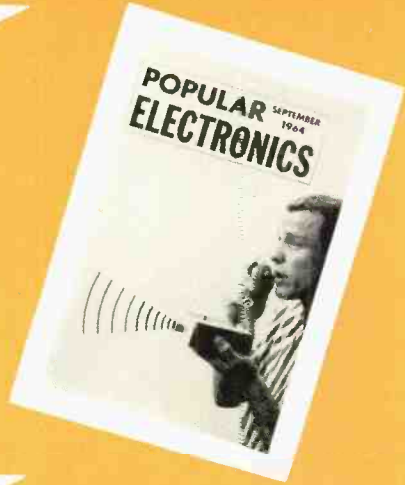
It's closing time once again, fellows. Keep cool!

—Lou

Coming up in September

Transmitting on "Ultrasonics"

Would you be interested in a secret form of voice communications that no one can intercept—unless they have a special receiver? It requires no license, does not use radio waves, and the transmitter is smaller than any 100-milliwatt CB transceiver. What is it? An Ultrasonic Transmitter that broadcasts either voice or tone modulated signals within line of sight. Detailed construction plans (using a printed-circuit board and five moderately priced transistors) appear in our September issue.



The Fabulous Fuel Cell

You already know about the "Biocell" (February 1964 issue), but have you heard that scientists are now working on electric cars powered by Fuel Cells? The possibility is not as remote as you might think. Read how this amazing device, the most efficient generator of electricity known, will be used to power manned flights to the moon, to provide silent, readily available sources of power on the battlefield, and, ultimately, to furnish power for conventional uses.

The 6-Meter Companion Transmitter

Whether or not you built the "Simple Superhet for 6" (April, 1963), you'll want to try your hand at this ingenious little transmitter. Both inexpensive and easy to build, the "Companion Transmitter" gives you a quality 6-watt-input phone signal on 6 meters—all with two tubes exclusive of rectifier.

"Spooking Light"

Get a head start on Halloween with this solid-state oscillator that makes a 60-watt electric bulb act like a candle flame. Just the gadget for developing eerie lighting effects for your kids.

DX'ing Jupiter!

(Continued from page 43)

and if there is a question as to whether a given signal is from Jupiter or just similar sounding interference, the answer can usually be found by comparing records.

It is also possible that there are certain modifications in Jupiter's radiations which might be caused by the earth's ionosphere and magnetic field; since the earth's magnetic field is opposite in the two hemispheres, these effects can be sorted out and it becomes possible to tell which are due to the radiation of the planet and which are due to the earth's ionosphere and magnetic field. Because of more favorable atmospheric conditions and less man-made interference, signals as low as 5 mc. can be observed in Chile.

What Causes Radiation? Since the earth's ionosphere is so reluctant to admit incoming low-frequency signals, Dr. Smith has asked NASA to orbit a low-frequency receiver. This receiver, circling high above the ionosphere, could record Jupiter signals that never reach the earth's surface. An orbiting receiver might also tell us if radio-frequency radiations are generated in the earth's own Van Allen radiation belts. Because the earth's magnetic field is relatively weak, it is believed that any such radiations would again be of too low a frequency to be passed through the ionosphere.

The stronger the magnetic field around a planet, the higher the frequency of planetary radiations. On this basis, Jupiter's magnetic field is calculated to be ten times as strong as the earth's. Study of the polarization of the received signals tends to confirm this deduction.

Jupiter's radiations are far stronger than those of any other source except occasional outbursts from the sun. Although Saturn is roughly the same size as Jupiter, it is not yet certain that Saturn radiates at all in the short-wave bands; in any event, the signals must be far weaker and less frequent. This lack of signals is possibly due to Saturn's famous rings. They lie in the central plane of the probable magnetic field

and would tend to prevent the pole-to-pole circulation of particles, as must occur in a radiation belt.

What causes this radio radiation and what significance does it have for us? Although the exact cause is unknown, it is believed that the radio signals are the result of "cyclotron radiation" emitted by solar particles trapped in Jupiter's powerful magnetic field and spiraling back and forth just like the particles in the Van Allen radiation belts around earth. These particles are spit out by the sun, part of the outward flowing solar plasma. If this is true, then there must be powerful and dangerous radiation belts around Jupiter just as there are around the earth, and space explorers will have to be wary when in the vicinity of the planet.

The Jupiter signals may serve as guidance beacons some day. So far it has been difficult to hit even the moon with a ballistic missile, demonstrating a great need for guidance. Interplanetary explorers could use Jupiter's radio signals as a huge radio beacon. Although the planet is not always "on the air," the transmissions are frequent enough to be very useful as a means of correcting course during a long flight.

Solar flares are one of the gravest dangers to space travelers. These are great outbursts of radiation from the sun—unpredictable and extremely dangerous. If some way could be found to predict the occurrence of these deadly radiation storms, space travel would be much safer, just as ocean travel is much safer now that meteorologists are able to predict the birth and movement of storms. There is evidence of a correlation between solar flares and radio noise from Jupiter, and there is also a correlation between the number of sunspots and radiation from Jupiter. Thus, there seems to be some connection between solar phenomena and Jupiter's radio signals, so perhaps the latter may be used as a means of predicting solar flares, just as approaching terrestrial storms may be heralded by changes in atmospheric pressure.

Future research will include a study of the polarization of the Jupiter signals which should give more information on the planet's magnetic field and the particles it contains, plus an investigation of



FREE LAFAYETTE RADIO ELECTRONICS

1964 Catalog No. 640

422 GIANT SIZE PAGES

LAFAYETTE

"WORLD'S HI-FI & ELECTRONICS SHOPPING CENTER"

GIVES YOU MORE IN '64!

MORE STEREO HI-FI • MORE C.B. EQUIPMENT
• MORE TAPE RECORDERS • MORE HAM GEAR
• MORE TEST EQUIPMENT • MORE TOOLS
• MORE BOOKS • MORE P.A. EQUIPMENT
• MORE RADIO & T.V. ACCESSORIES

MORE BUYING POWER—choose from Lafayette's three Easy-Pay Credit Plans. Up to 24 months to pay, as little as \$5 monthly.

LAFAYETTE AMATEUR COMMUNICATIONS RECEIVER



KT-320WX Semi-Kit **64⁹⁵**
 HE-30WX Wired **79⁹⁵**


- 4-Band Coverage
- 8 Tubes plus Rectifier Tube
- Illuminated Slide-Rule Dial
- Built-in Q Multiplier
- Imported

NEW! LAFAYETTE COMPLETE AM/FM STEREO RECEIVER



LA-215WX **109⁵⁰**

- Sensitive AM/FM Stereo Tuner
- 12-Watt Stereo Amplifier with Front Panel Stereo Headphone Jack
- Just Add Speakers For Complete Stereo System
- Imported



LAFAYETTE ALL-TRANSISTOR C.B. "WALKIE-TALKIE"

HA-70L **10⁹⁵**
 each
 2-for-21.00

- Completely Wired—Not a Kit
- Great Fun for Kids Too
- Sensitive Super-regenerative Circuit
- With Antenna, Transmit Crystal, Battery
- Imported

LAFAYETTE DELUXE C.B. TRANSCEIVER



HE-20CWX **109⁵⁰**
 MADE IN U.S.A.

- 8 Crystal Receive and 8 Crystal Transmit Positions
- Built-in Selective Call Circuitry and Socket
- Dependable Relay Switching
- Push-To-Talk Ceramic Mike



LAFAYETTE 4-TRACK STEREO RECORD/PLAYBACK TAPE DECK

RK-140WX less case **99⁵⁰**
 RK-143WX with case **114⁵⁰**

- Built-in Transistorized Record/Playback Preamps
- 2 Level Indicator Meters
- Records Sound-on-Sound
- Complete with Cables, Empty Reel
- Imported

Mail the Coupon for Your FREE 1964 Lafayette Catalog

LAFAYETTE MAIL ORDER & L. I. SALES CENTER
111 Jericho Turnpike, Syosset, L. I., N. Y.

OTHER LOCATIONS

- Jamaica, N. Y.
- Scarsdale, N. Y.
- New York, N. Y.
- Bronx, M. Y.
- Natick, Mass.
- Newark, N. J.
- Plainfield, N. J.
- Paramus, N. J.
- Boston, Mass.

LAFAYETTE Radio ELECTRONICS Dept. IH-4
P.O. Box 10, Syosset, L. I., N. Y. 11791

- Send me Stock No. shipping charges collect.
- \$ enclosed.
- I would like to order Stock No. on the Easy-Pay Credit Plan.

Name

Address


City State Zip



Send me the FREE 1964 Lafayette Catalog 640

CIRCLE NO. 18 ON READER SERVICE PAGE

SELLING YOUR TRANSCEIVER? BUYING THAT AMPLIFIER?



The 420,000 Live Wires who buy POPULAR ELECTRONICS each month will make it worth your while to place a classified ad at the low personal rate of only 45¢ a word.

This, the largest readership in its field in the world, offers the perfect market for making contacts. It's possible a great many of these readers are practically neighbors of yours, yet it is only through the medium of our classified columns that your mutual needs may be met.

Take advantage of our special personal rate of 45¢ a word (including name and address)

NO MINIMUM REQUIRED

a saving of 30¢ a word from our commercial rate of 75¢.

A small investment is sure to bring large results. Write your ad today and mail it with your payment, to:

MARTIN LINCOLN
Classified Advertising Manager
POPULAR ELECTRONICS
One Park Ave., New York, N. Y. 10016

OCTOBER ISSUE CLOSES AUGUST 5TH

the curious spitting and popping signals occasionally heard. These signals sound like the loud popping you hear when someone dials a telephone in the next room and you have your receiver r.f. gain turned up high, and may be due to the effect of our own ionosphere. A space satellite to be launched in the near future will carry a transmitter radiating a 20-mc. c.w. signal. This known steady signal will be compared with the Jupiter signal to see if the satellite signal is broken up in the same way as the planet's signals occasionally are, thus giving a clue to the effect of our own ionosphere on Jupiter's signal.


Interplanetary SWL'ing. If you would like to do a little interplanetary DX'ing, all you need is a reasonably good communications receiver and a good antenna. An existing 14- or 21-mc. beam would be ideal, although a dipole will do, and even a long-wire will bring in this DX when the signals are strong. You can readily identify the Jupiter signals as described at the beginning of this article, and if you happen to have a panoramic adapter, their 2- to 3-mc. wide envelope is easily distinguished from the "spikes" of earthly radio signals.

Remember to consult your newspaper or almanac to learn approximately where in the sky Jupiter is at the time. The higher overhead it is, the lower will be the frequency of the signals coming through. The planet does not radiate continuously, but only when one of its several noise sources is turned toward the earth, so a little patience may be required.

The lower the frequency monitored, the more likely you are to hear Jupiter, for both signal strength and rate of occurrence of outbursts are greater on the lower frequencies.

Good DX!

-30-



ispoli

"It's a one-farad capacitor!"

Across the Ham Bands

(Continued from page 86)

full advantage of the DX capabilities of the VHF/UHF bands. Good communications receivers for the lower frequency amateur bands already had the desired selectivity and stability built into them. If there were only some way that they could be made to tune VHF/UHF without losing their stability, the problem would be solved.

The solution was to connect a VHF/UHF converter, employing a crystal-controlled oscillator, ahead of the receiver. For example, if you had a converter for the 50-mc. amateur band with a 43-mc. crystal-controlled oscillator, a 50-mc. input signal would produce a 7-mc. output signal, a 50.1-mc. signal would produce a 7.1-mc. output signal, a 50.2-mc. signal would produce a 7.2-mc. output signal, and so forth. Thus, such a crystal-controlled converter would make a good 7-mc. communications receiver into an equally good 50-mc. receiver.

From these beginnings, receiver design engineers began asking themselves why they couldn't design ultra-stable receivers for the low-frequency amateur bands by utilizing crystal-controlled converters in them.

Multiband Crystal Control. The first step was to build a de luxe superheterodyne receiver with optimum selectivity, stability, and other desirable characteristics for only a single, limited frequency range—say 2500 to 3000 kc. The next step was to build a crystal-controlled converter in front of this optimized receiver; and, by switching in separate crystals and tuned circuits for each amateur band (or other frequency segment), a multiband, tunable, crystal-controlled receiver was born.

The first commercial version of the re-

ceiver was the Collins 75A-1 introduced shortly after World War II. For about ten years, the Collins 75A series of amateur receivers were in a class by themselves. Today, however, the requirements of high stability and ease of tuning imposed on ham receivers by SSB, etc., has resulted in a number of other manufacturers announcing amateur receivers and transceivers (and even transmitters) which use a single, limited-range, tunable oscillator in conjunction with crystal-controlled converters to determine their operating frequencies. Unfortunately, equipment of this type is not cheap; but, on a cost-vs.-performance basis, it is not over-priced.

News and Views

Frank C. Meduna, WA0AHX, 2607 White Bear Ave., St. Paul, Minn., is one of those Novices who continue to prove that it's possible to run up a good contact total with modest equipment. His crystal-controlled EICO 723 transmitter, Hallicrafters S-38A receiver, and 40-meter inverted-V antenna have put 45 states, four Canadian provinces, and Venezuela in his worked list. He also has 300 U.S. counties. In the works is a cathode modulator to put the 723 on 15-meter phone . . . **Rob Wolos, WB2HYO**, 70 Ave. "F," Lodi, N.J., parlayed his P.E. SWL registration (WPE2IKX) into a General Class ticket in two years. His Knight-Kit T-60 transmitter and Drake 2-B receiver combined with a Mosley TA-33 beam to put 30 states and nine countries in his logbook on 15-meter phone. Unfortunately, the beam played "Gone With the Wind" and went during an Easter storm. Rob and WB2KKS would like to start a local radio club; suggestions and members are both welcome . . . **Mike Ford, WN9KFQ**, 3502 Oliver St., Fort Wayne, Ind., is looking for Alaska and Hawaii—what Novice isn't? Mike sticks to 40 meters, where his Knight-Kit T-60 transmitter pushes educated electrons into a dipole antenna 30' high. A Gonset GR-91 is the receiver. The score is 34 states, Canada, Guantanamo Bay, Panama Canal Zone, and Mexico.

Chuck Stigberg, WN4QIT, 142 Findley Square, Hampton, Va., didn't mention his



ADD MORE POWER FOR BUSINESS RADIO (AM-FM) SONAR LINEAR RF AMPLIFIER

FCC TYPE ACCEPTED—150 WATTS INPUT
—when used with BR-20 or Equivalent

You can cover greater distances with increased transmit power. Use a BR-20, or a similar 1-10 watt output to drive the BR-21. Designed for top performance and dependable service when you need it. 1-10 watts R.F. to operate • automatic standby/transmit keying (no extra cables needed) • covers entire 25-50 MC range • Forced air cooled for continuous duty • Weight, 12 lbs.

SONAR RADIO CORPORATION, 73 Wortman Ave., B'klyn. 7, N. Y. Please send me information on Model BR-21 Linear R.F. Amplifier.

NAME _____ Dept. 332
ADDRESS _____
CITY _____ STATE _____

Complete with interconnecting co-axial cable and connector
117 VAC \$159.50 12 VDC \$184.50
Same prices for Amateur 10 or 6 meter band

CIRCLE NO. 30 ON READER SERVICE PAGE

POPULAR ELECTRONICS



Send
**POPULAR
ELECTRONICS**
Every
Month

NAME.....

ADDRESS.....

CITY.....ZONE.....STATE.....

- 3 years for \$10
 2 years for \$7
 1 year for \$4

Check one:

In the U. S., and possessions.

Payment Enclosed Bill Me

Foreign rates: Canada and Pan American Union countries, add .50 per year; all other foreign countries, add \$1 per year.

New Renewal

Mail to: **POPULAR ELECTRONICS**

Dept. 1-2259, 434 S. Wabash Ave., Chicago, Ill. 60605

receiver, but he transmits on a Heathkit DX-60 via a 40-meter vertical or 120' inverted-V antenna. On the 80-, 40-, and 15-meter Novice bands, Chuck has worked 45 states and 13 different countries while making 500 contacts . . . **Steven Roberts, WN4QXH**, 807 13th Ave., Decatur, Ala., can work 80, 40, and 15 meters. His favorite, however, is 40. An EICO T-20 transmitter and a new Hammarlund HQ-170 receiver do the inside job, and a 40-meter dipole or a Gotham V-80 antenna do the outside job; 23 states worked are the result . . . **Joseph Berry, WN6HKK**, 1349 N. Gardner, Los Angeles, Calif., and his brother Bill, WN6HKJ, share a Knight-Kit T-60 transmitter and a "vintage" Hallicrafters SX-25 receiver. They have worked 16 states and three countries with the help of a 40-meter dipole.

Joseph A. Jones, WN8KNF, 3557 Panama Dr., Westerville, Ohio, has exchanged reports with 42 states, including Hawaii, Canada, and Venezuela. A Globe Chief 90A, exciting a 40-meter dipole and a home-built 15-meter beam, and a Hammarlund HQ-129A receiver are Joe's tools of achievement. A Heathkit "Two-er" keeps him in touch with the local 2-meter gang . . . **VE7AAG** is the call of the Victoria High School Amateur Radio Club, Victoria, B.C., Canada. Founded in 1956, this club is the oldest of its kind in Canada; it has 20 members, seven of them licensed and the rest studying for their licenses. Among the club's activities is handling most of the radio communications for the annual yacht race in the Victoria harbor. Our thanks to Jim Taylor, VE7BML, president, for the above data . . . If you haven't already worked the New York World's Fair, keep your ear open for **K2US** operating from the Coca Cola Pavilion. This station is active on all the popular ham bands. And if you visit the fair, you can have the thrill of operating K2US yourself—if you have your ham ticket with you.

Need Nevada? **Ron Pollock, KN7ZBW**, 929 Mezzpah, Las Vegas (who may be a K7 by the time you read this), will sked anyone needing a Nevada contact and a QSL card. Ron uses a Heathkit DX-60 transmitter to feed either an 80-meter inverted-V antenna or a Mosley vertical; a Hallicrafters SX-111 does the receiving. KN7ZBW has worked 27 states, Canada, and Puerto Rico—so he should be able to work you . . . If you need Delaware. **John Low, K3YHR**, 6 Westmont Ave., Wilmington, Del., is your man. He operates on all ham bands from 80 through 2 meters and has worked 45 states and eight different countries. John's "equipment catalog" lists a "High-Performance Transmitter" (P.E., January, 1962, p. 76); a Knight T-50; a homebrew 6-meter transmitter; a Heathkit "Two-er"; a Heathkit "Mohawk" receiver; a homebrew, 6-meter receiver (P.E., April, 1963, p. 58); and an AMECO converter. His antennas range from a 40-meter dipole to a 7-element, 2-meter beam.

Will we see your "News and Views" or picture in these pages next month? The first step is mailing them to: Herb S. Brier, W9EGQ, Amateur Radio Editor, POPULAR ELECTRONICS, P.O. Box 678, Gary, Ind. 46401. 73,

Herb, W9EGQ

POPULAR ELECTRONICS

CORNELL

TUBES

1 YR. GUARANTEED

Mutual Conduction Lab tested. Individually Boxed. Branded and Code Dated.

33¢

PER TUBE

100 TUBES OR MORE
30¢ PER TUBE

OZ4	6AT8	6CG7	6SA7	7A8	12BH7
1B3	6AU4	6CG8	6SC7	7B6	12BL6
1J3/1K3	6AU5	6CM7	6SH7	7B7	12BY7
1H5	6AU6	6CZ5	6SJ7	7B8	12C5
114	6AV6	6D6	6SK7	7C5	12CA5
1T4	6AW8				12SN7
1U9	6AX4				12SQ7
1X2	6BA6				25L6
1C8B	6BC5				25Z6
5U4	6BD6				35W4
5V4	6BD6	6DA1	6SL7	7N7	35Z3
5Y3	6EH6	6DE6	6SN7	7Y4	35Z5
6A6	6BJ6	6D06	6S97	7A6	30L6
6AR5	6BL7	6EM5	6SR7	12AE6	24
6AB4	6BN4	6F6	6U7	12AF6	21
6AC7	6BN6	6HG	6U8	12AT7	45
6AG5	6BQ6	6H9	6V5	12A7	47
6AK5	6C4	6J6	6W4	12BA6	75
6AL5	6C6	6K6	6W6	12BE6	77
6AN8	6C6	6K7	6X4	12B6	78
6AQ5	6CB6	6O7	6X5	12BE6	84
6AS5	6CF6	654	7A7	12BF6	64
6AT6	6CF6	654	7A7	12BF6	64

If not shipped in 24 hrs.

YOUR ORDER FREE!

Other tubes at low prices—send for free list

NO SUBSTITUTIONS WITHOUT YOUR PERMISSION

• Self-Service Console Tube Tester. . . \$4.95
 21 INCH PICTURE TUBES 13.95
 1 Yr. Guar. • Aluminized • F.O.B. San Diego
 Pay Out Deposit CDD or Send Out with Order

3-DAY MONEY BACK OFFER:

TERMS: Add 3c per tube shipping. Orders under \$5.00 add 3c per tube shipping plus 50c handling. Canadian orders add approximate postage. Send 25% deposit on C.O.D. orders. No C.O.D. orders under \$5.00 or to Canada. No 24 hour free offer on personal check orders.

CORNELL

Dist. PEB

ELECTRONICS CO.

4217 University Ave., San Diego, Calif. 921 6 5

CIRCLE NO. 37 ON READER SERVICE PAGE



Why We Make the Model 211 Available Now

Although there are many stereo test records on the market today, most critical checks on existing test records have to be made with expensive test equipment.

Realizing this, HiFi/STEREO REVIEW decided to produce a record that allows you to check your stereo rig, accurately and completely, just by listening! A record that would be precise enough for technicians to use in the laboratory—and versatile enough for you to use in your home.

The result: the HiFi/STEREO REVIEW Model 211 Stereo Test Record!

Stereo Checks That Can Be Made With the Model 211

- ✓ Frequency response — a direct check of eighteen sections of the frequency spectrum, from 20 to 20,000 cps.
- ✓ Pickup tracking — the most sensitive tests ever available to the amateur for checking cartridge, stylus, and tone arm.
- ✓ Hum and rumble — foolproof tests that help you evaluate the actual audible levels of rumble and hum in your system.
- ✓ Flutter—a test to check whether your turntable's flutter is low, moderate, or high.
- ✓ Channel balance — two white-noise signals that allow you to match your system's stereo channels for level and tonal characteristics.
- ✓ Separation—an ingenious means of checking the stereo separation at seven different parts of the musical spectrum—from mid-bass to high treble.

ALSO: ✓ Stereo Spread
Speaker Phasing
Channel Identification

PLUS SUPER FIDELITY MUSIC!

The non-test side of this record consists of music recorded directly on the master disc, without going through the usual tape process. It's a superb demonstration of flawless recording technique. A demonstration that will amaze and entertain you and your friends.

August, 1964

NOW...GET THE FINEST STEREO TEST RECORD ever produced for just...\$4.98

Featuring Tests Never Before Available To The Hobbyist

UNIQUE FEATURES OF HiFi/STEREO REVIEW'S MODEL 211 STEREO TEST RECORD

- Warble tones to minimize the distorting effects of room acoustics when making frequency-response checks.
- White-noise signals to allow the stereo channels to be matched in level and in tonal characteristics.
- Four specially designed tests to check distortion in stereo cartridges.
- Open-air recording of moving snare drums to minimize reverberation when checking stereo spread.

All Tests Can Be Made By Ear

HiFi/STEREO REVIEW's Model 211 Stereo Test Record will give you immediate answers to all of the questions you have about your stereo system. It's the most complete test record of its kind—contains the widest range of check-points ever included on one test disc! And you need no expensive test equipment. All checks can be made by ear!

Note to professionals: The Model 211 can be used as a highly efficient design and measurement tool. Recorded levels, frequencies, etc. have been controlled to very close tolerances — affording accurate numerical evaluation when used with test instruments.

DON'T MISS OUT—ORDER NOW

The Model 211 Stereo Test Record is a disc that has set the new standard for stereo test recording. There is an overwhelming demand for this record and orders will be filled by POPULAR ELECTRONICS on a first come, first serve basis. At the low price of \$4.98, this is a value you won't want to miss. Make sure you fill in and mail the coupon together with your check (\$4.98 per record) today.

FILL IN AND MAIL TODAY!

Stereo Test Record
Popular Electronics—Dept. SD
One Park Ave., New York 16, N.Y.

Please send me _____ test records at \$4.98 each. My check (or money order) for \$ _____ is enclosed. I understand that you will pay the postage. (Orders from outside the U.S.A. add 50¢ to partially defray postage and handling costs.)

Name _____ (Please Print)

Address _____

City _____ Zone _____ State _____

Sorry—No charges or C.O.D. orders! PE84

MOVING?

ATTACH LABEL HERE

If you've recently changed your address or plan to in the near future, be sure to notify us at once. Place magazine address label here and print your new address below.

NEW ADDRESS:

Name _____

PLEASE PRINT

Address _____

City _____ Zone _____ State _____

PLEASE FILL IN MOVING DATE BELOW:

If you have any other questions about your subscription be sure to include your magazine address label when writing us.

Mail to: POPULAR ELECTRONICS,
434 So. Wabash Ave., Chicago 5, Ill.

ELECTRONICS

Train in the new shop-labs of the world famous

COYNE ELECTRONICS INSTITUTE

on a quarter million dollars worth of equipment. Non-Profit Institute—Est. 1899. Courses: Electronics • Electricity • TV-Radio. Mail coupon or write for FREE BOOK, "Your Opportunities in Electronics". No Salesman will call.

COYNE ELECTRONICS INSTITUTE Educ. Serv. Dept. C4-M
1501 W. Congress Parkway, Chicago, Ill. 60607

NAME _____ PHONE _____

ADDRESS _____ AGE _____

CITY _____ STATE _____

SCIENCE—ENGINEERING

ASSOCIATE & BACHELOR OF SCIENCE PROGRAMS

Get into fastest-growing fields of Physics, Mathematics, Engineering (Nuclear, Electronic, Electrical); also Engineering Technology (Nuclear, Electronic). Optional four-quarter, all-year schedule allows finishing four-year B.S. degree programs in 3 yrs.; A.S. degree in 2 yrs. Fall Quarter enrollments limited. Send for college Catalog P-20 immediately.

NORTHRIDGE COLLEGE OF SCIENCE & ENGINEERING

18758 Bryant St., Northridge, Calif.

B. S. DEGREE IN 36 MONTHS

Small professionally-oriented college. Four-quarter year permits completion of Engineering or Business Administration degree in three years. Summer attendance optional. One-year Drafting-Design Certificate program. Founded 1884. Rich heritage. Excellent faculty. Small classes. Well equipped labs. New library. Residence halls. 200-acre campus. Graduate placement outstanding. Modest costs. Enter Sept., Jan., March, June. Write J. D. McCarthy, Director of Admissions, for Catalog and View Book.



TRI-STATE COLLEGE

3684 College Avenue

Angola, Indiana

100

Battle of the Bulbs

(Continued from page 45)

shape. Many of these filaments were packed into a gas-coal mold, forming a packing of bituminous coal. Wires were fastened to the lower ends of the bamboo fibers, and these were packed with wood shavings. The whole was then packed with more powdered gas-coal and the airtight assembly was heated for an entire night. The next morning it was allowed to cool, it was opened, and the filament was ready for use.

Edison vs. Goebel. The Goebel lamp operated from batteries and had a limited life because of the current drain required from the batteries. The Edison lamp used dynamo power and wasn't affected by current drain.

The Edison Company brought suit against the firms making Goebel lamps in 1893. Goebel introduced proof that his invention was prior to Edison's, and among others, a professor of physics and chemistry and the president of the Electric Company of New York testified that he had indeed seen the Goebel lamp in 1860, and the court did indeed acknowledge the priority of Goebel's invention.

In the same year, at the age of 75, Goebel passed away. His heirs let the matter drop, and this decided the case. If they had continued the fight in court to its end, there's no telling how it would have been resolved.

-50-



Re "Not Cricket, Caroline!" (July, 1964), correspondent Max Pooley reports that another pirate radio ship has taken to the seas off Great Britain and is airing commercially sponsored programs in defiance of Britain's BBC government broadcasting monopoly. *Radio Atlanta*, which has been using 1495 kc. and 1516 kc., and *Radio Caroline*, 1508 kc., are stirring up a storm in the press, with some people suggesting that land-based commercial radio might be a good thing as an alternative to the pirates. Since the British government's re-

POPULAR ELECTRONICS

cent decision not to take direct action against the pirates, some 100 commercial radio companies are preparing to ring Her Majesty's coasts with "pop" (for popular music) vessels. Our correspondent speculates about the mysterious departure of several announcers from the BBC. If the pirates continue, the missing announcers may be found shortly—aboard ship.



Also on the pirate scene, the R.E.M. Company of Holland is planning to broadcast commercial TV programs from an artificial island to be anchored in the North Sea eight miles off the Dutch coast. The "island" has just been completed by an Irish shipyard, and will include transmitting and power equipment, living quarters for a staff of twelve, and a 260-foot transmitting tower.



Another handy SWL, CB, and ham operating aid has just been released by Electro-Voice. Patterned after E-V's popular "Second OP," this new aid—called the "Q-Dial"—was developed by ARRL Sweepstakes winner W9IOP.



The "Q-Dial" is a circular slide rule with information on Q signals, 10-code signals, call letters by districts (ham), CB call areas, time conversions, state capitals, common abbreviations, WWV schedules, modes

of transmission, international Morse code, and much more. The "Q-Dial" is sold for \$1 at most parts distributors, or it may be ordered directly from Electro-Voice, Buchanan, Mich.

Microphones

(Continued from page 48)

on crosstalk. Other microphones, designed especially for stereo, consist of two opposed elements, insulated with acoustic material from each other, mounted in one housing. The home stereo recordist will also find an accessory stand being sold which consists of a single stand with two microphone mounts, separated by an acoustic wall.

Using A Mike. It's simple—just talk. Oh, yeah? There's much more to it than that, as any professional announcer can tell you. Certain critical factors can only be determined by test. For example, labial sounds—those noises which are not normally a part of speech but which occur when the speech organs are used—are annoying if picked up. They come through as sputters, clicks and pops. To eliminate most of them, you just move further away from the mike. With some mikes, especially mobile types, you must speak *across* the mike rather than *into* it. If you need to be close to the mike for the type of pickup you desire but haven't the time or inclination to worry about the minor points, you can fit a wind screen over the mike.


Microphones are sensitive, for the most part, to changes in level. To secure the best results, you should speak in an even voice, using tonal inflections for emphasis rather than level changes. This takes a bit of practice, but is well worth the effort. -30-

NEW BROWNING EAGLE CB BASE STATION

Look At These New Features

R-27 RECEIVER • RF gain control
• Selectivity switch • Cascade nuvistor front end • 12 tuned I.F. coils

S-23 TRANSMITTER • Compression amplifier • Clipper-filter stage • Built-in SWR meter • 23 channels



For new 8-page colored CB Catalog, write:

CONTACT FRANCHISE DIVISION FOR INFORMATION ON AVAILABLE SERVICE CENTER AREAS.



browning

Laboratories, Inc.

Dept. PE-2 100 Union Ave. Laconia, N.H. 03246

CIRCLE NO. 4 ON READER SERVICE PAGE

Short-Wave Report

(Continued from page 84)

The following is a resume of current reports. At time of compilation all reports are as accurate as possible, but stations may change frequency and/or schedule with little or no advance notice. All times shown are Eastern Standard and the 24-hour system is used. Reports should be sent to P.O. Box 254, Haddonfield, N.J., 08033, in time to reach your Short-Wave Editor by the eighth of each month; be sure to include your WPE Monitor Registration and the make and model number of your receiver. We regret that we are unable to use all of the reports received each month, due to space limitations, but we are grateful to everyone who contributes to this column.

Aden—The S. Arabian B/C Service, Aden, has been noted on 5060 kc. from 2237 to 2300 with Arabic music and language. This station is very close in frequency to that of a New York City telephone station.

Angola—*R. Chibe da Huila*, CR6RH, Sa da Bandeira, 5024 kc., has non-stop Portuguese music from 1645 to as late as 1800.

Antigua—The Antigua and Barbuda B/C Service is heard only on 644 kc. Try for it around 1900 when it carries the London-relayed "Caribbean Magazine."

Australia—Melbourne's complete Eng. schedule reads as follows: to N.A. at 0715-0815 on 9580 kc. and at 2000-2300 on 15,220 and 17,840 kc.; to Africa at 2329-0045 on 15,220 and 17,820 kc.; to the British Isles and Europe at 0130-0230 on 9570 and 11,710 kc.; to the Mid-Pacific Islands at 2129-0145 on 15,240 kc., at 0159-0712 on 7190 kc., and at 1500-1700 on 15,315 kc.; to the South Pacific Islands at 0100-0415 on 9570 and 11,710 kc. and at 1500-1700 on 11,840 kc.; to Indonesia, Malaysia, S., S. E., & S. W. Asia at 1714-1815 on 15,330 kc., at 1714-2000 on 15,220 kc., at 1845-0430 on 17,870 kc., at 2000-0300 on 21,540 kc., at 0330-0430 on 15,220 kc., at 0330-0945 on 11,880 kc., at 0429-1230 on 9570 kc., and at 0930-1230 on 7220 kc.; to East Asia & N. W. Pacific Islands at 0359-0500 and 0600-0712 on 11,810 kc., at 0600-0712 on 9580 kc., and at 1559-1745 and 1845-1915 on 15,240 kc.

A letter from Perth reveals that VLX has increased power to 50 kw. This station provides service for "out back listeners" in the far north and northeastern areas of Western Australia. The programs, basically intended for country listeners, originate in the Perth studios of VLX and VLW and are sent out on two s.w. channels and seven medium-wave outlets, designated as "The Third Network." Station officials claim that a single station ID is rarely given. The xmtr is at Wanneroo.

Bechuanaland—An overseas source lists ZND, Lobatsi, as having returned to the air on 3356 kc. where it is scheduled from Monday to Friday from 1030 to 1130 s/off.

Bolivia—Station CP70, *R. Grigota*, Santa

—Latest DX Country Awards Presented!

To be eligible for one of the DX Country Awards designed for WPE Monitor Certificate holders, you must have verified stations in 25, 50, 75, 100, or 150 different countries. The following DX'ers recently received their awards.

One Hundred Countries Verified

Harold E. Schrock (WPE9AKF), Paxton, Ill.
Bo Yeorgan (WPE4DVU), Rome, Ga.

Seventy-Five Countries Verified

Jack Winther (WPE6BJD), Moraga, Calif.

Fifty Countries Verified


John E. Fagyas (WPE2IQM), Buffalo, N. Y.
Walter T. Grubb (WPE0CSG), Dubuque, Iowa
Bob Zuluski (WPE8FAV), Berkley, Mich.
Dennis Rodman (WPE2JKN), Brooklyn, N. Y.
Larry Thompson (WPE8EKM), Cincinnati, Ohio
Wayne Benkinney (WPE8EEI), Flint, Mich.
Noel G. Harrison (VK3PEIH), Victoria, Australia
Ovide M. Brudo (WPE1EEX), Ware, Mass.

Twenty-Five Countries Verified

Tom White (WPE6EPB), Hollywood, Calif.
Leo Fleury (WPE2KUR), New York, N. Y.
James R. Wylder (WPE6FCL), Redding, Calif.
Tom Norman (WPE4GXY), Florence, S. C.
Dick Schier (WPE4HIO), Chattanooga, Tenn.
Robert Schultze (WPE9GOU), Whiting, Ind.
Edward Braytenbah (WPE3FLC), Kensington, Md.
John Sweeney (WPE8GDV), Drayton Plains, Mich.
Jim Martin (WPE0DJ0), Minneapolis, Minn.
Kevin E. Roosa (WPE2KNZ), Saugerties, N. Y.

N. H. Lederman (WPE1EBZ), Dorchester, Mass.
Jay Bondell (WPE2LLS), N. Bellmore, N. Y.
James Boileau (WPE2LND), Maplewood, N. J.
Norman Kiel (WPE2LON), Bronx, N. Y.
Jonathon Hoyt (WPE1DRY), Clinton, Conn.
Frank Scolari (WPE2LUZ), Yonkers, N. Y.
Thomas Giacobelli (WPE2KOQ), Tuckahoe, N. Y.
James J. Tutak (WPE2KRE), Jersey City, N. J.
Louis Diagle (VE2PEIGK), Laval Surléac, Quebec, Canada
Gordon G. Cash (WPE4HFF), St. Petersburg, Fla.
Charles A. Dobbins (WPE8BEV), Detroit, Mich.
Joe Johnson (WPE8FVN), Cincinnati, Ohio
Bruce D. Drewett (WPE4GXG), Miami, Fla.
Bob Lindsey (WPE8FCM), Marietta, Ohio
Edward Jacobson (WPE2JEL), Westbury, N. Y.
Tom Palmer (WPE4GEL), Sanford, Fla.
David Leiboritz (WPE2JWF), Bronx, N. Y.
Steven Russell (WPE3EWZ), Bethesda, Md.
Wade Smith (WPE3FGX), Wayne, Pa.
Julian Jorstad (WPE6DGO), Seaside, Calif.
David Hoopman (WPE9GJT), Fond du Lac, Wis.
Richard Williams (WPE2IJP), Far Hills, N. J.
Stephen Hawley (WPE4GXJ), Central City, Ky.
Charles S. Wackerman (WPE4HJI), Pollocksville, N. C.
William H. Osha (WPE9GQP), Fort Wayne, Ind.
Edwin Bolton (WPE2KWQ), Wayne, N. J.
Wayne Visoscky (WPE0DLW), Leavenworth, Kan.
Bill Pardue (WPE4FTL), Moravian Falls, N. C.
Thumper Peniston (WPE2LYS), Chester, N. J.

THE UNIQUE PUBLICATION THAT IS OUT OF THIS WORLD —



Here's the most comprehensive handbook ever published in the field of specialized radio communications. Four big sections, a total of 148 pages, cover *in depth* each of the main branches of communications: ■ *Citizens Band* ■ *Short-Wave Listening* ■ *Ham Radio* ■ *Business Radio/Telephone*. Plus these special features: Up-to-the-minute Space Data ■ Latest U.S. and Canadian License Requirements ■ A Build-it-yourself World Time Calculator ■ Dozens of valuable charts, graphs and tables.

**THE 1964
COMMUNICATIONS
HANDBOOK** is now on sale. Pick up your copy at newsstands or electronics parts stores. Or use the handy coupon for ordering today!

Price, only \$1.00.

Ziff-Davis Service Division, Dept. CH
589 Broadway, New York 12, New York

PE84

Please send me _____ copies of COMMUNICATIONS HANDBOOK, at \$1.00 each—plus 15¢ mailing and handling charge on each. (Canada and Overseas: \$1.25 plus 25¢ for postage.)

I enclose _____.

NAME _____

ADDRESS _____

CITY _____ ZONE _____ STATE _____

DX STATES AWARD RULES

Are you eligible to apply for a 20, 30, 40, or 50 States Verified Award? Here is a brief resume of the rules and regulations.

(1) You must be a registered WPE Short-Wave Monitor and show your call on your application.

(2) You must submit a list of stations (any frequency or service) for which you have received verifications, one for each state heard. You must also supply the following information in tabular form: (a) state heard; (b) call-sign or name of station heard and location; (c) frequency; (d) date the station was heard; (e) date of verification; (f) whether broadcast was a normal transmission for the class of station received, or a test. All of the above information should be copied from the station's verification. Do not list any verifications you cannot supply for authentication on demand. Do not send any verifications at this time. Should any verifications need to be sent in for checking, we will notify you and give you instructions on how to send them.

(3) A fee of 50 cents (U.S. coin) must accompany the application to cover the costs of printing, handling, and mailing. This fee will be returned in the event an applicant is found to be ineligible. Applicants in countries other than the U. S. may send the equivalent of 60 cents (U.S.) in coins of their own country if they wish. Please do not send International Reply Coupons (IRC's) when applying for an award.

(4) Apply for the highest DX award for which you are eligible. If, at a later date, you are eligible for a higher award, then apply for that award.

(5) Send your application, verification list, and fee to: Hank Bennett, Short-Wave Editor, P. O. Box 254, Haddonfield, N. J. 08033. Do not include an application for a Short-Wave Monitor Certificate (you are not eligible for any of the awards until you have a Short-Wave Monitor Certificate in your possession). Reports, news items, or questions should be mailed in a separate envelope.

Cruz de la Sierra, 4823 kc., has been heard after a one-year silence from 2030 to 2200 or later with Latin American vocals, time checks, and ID's.

Brazil—*R. Alvorada*, Londrina, is a new station on 3345 kc. Programs feature long non-stop musical periods, and they request reports. The s/off is 2200. Other stations currently reported include *R. Record*, Sao Paulo, 11,965 kc., around 1950 with records; *R. Bandeirantes*, Sao Paulo, 11,925 kc., at 2000 with Latin American music; and *R. Nacional Brasilia*, Brasilia, 11,720 kc., at 1915 with classical music.

Brunei—*R. Brunei* has been testing on 4865 kc. and requesting that reports be sent to the chief engineer. The station verified by airmail and said that the use of 4865 kc. would continue after the testing was completed. The best signals are from 0700 to 0930 s/off.

Burma—Rangoon is heard on 5045 kc. from 0915 with news. The schedule reads 0900-1100.

Canada—The Dominion Observatory station, CHU, Ottawa, is now giving the voice

announcements in Eng. and French. The station operates on 3330, 7335, and 14,670 kc.

Chile—Station CE595, *Emisoras Nuevas Mundo*, Santiago de Chile, is a new outlet on 5950 kc. with a reported s/on at 0956.

R. Presidente Balmaceda operates CE960, 9600 kc., 10 kw.; CE597, 5975 kc., 1 kw.; and CE130, 1300 kc., 10 kw. Reports are appreciated and should go to Calle Nueva York 53, 7th Floor, or to P. O. Box 13650, Santiago. Daily s/on is at 0500; there is an Eng. ID just prior to 0000 s/off.

Colombia—*R. Horizonte*, *Emisora Colombiana*, Bogota, 5970 and 540 kc., operates at 0530-0000 with an Eng. newscast at 1745 and 2345, daily except Sunday. Also recently logged: *R. TV Nacional de Colombia*, Bogota, 4945 kc., from 1945 to 2322 s/off with news and classical music, all-Spanish; *R. Santa Fe*, Bogota, 4965 kc., at 2323-0100 with pop Latin American music; *R. El Sol*, Cali, formerly on 6115 kc. and now in the 5100-5150 kc. area, heard weakly at 2020-2102.

Costa Rica—*R. Popular*, San Jose, 6220 kc. (varies to 6252 kc.) is a new outlet of *Sistema HB* which includes *R. Reloj* on 6206 kc. They are heard to 0000 s/off with music and sports programs and a time check every five minutes.

Cuba—Havana was noted on 8460 kc. from 1320 to 1332 s/off with talks and request for reports.

Ecuador—Stations recently heard include: HCBJ2, *R. El Mundo*, Guayaquil, 4747 kc., at 2100-2300 with music and ads; HCR11, *Centro Radiofonico de Imbabura*, Ibarra, 5053 kc., at 0200 with special festival program; HCOB5, *R. Ondas Azules*, Cuenca, 5105 kc., with music and anmts to 0153 s/off, returning to the air at 0700; and HCDF1, *Radiodifusora La Voz del Norte*, Ibarra, 5850 kc., usually good from 2000 to 2300 s/off with music, returning at 0630. All of the above programs were in Spanish.

France—If you haven't received a verification from Paris, send your report to this address: *Radiodiffusion-Television Francaise*, 116 Avenue du President Kennedy, Paris 16eme, France.

Germany (East)—*R. Berlin International* has been testing on 9600 kc. at 2000-2130 and on 6080 and 9560 kc. at 1445-1545. Other reports indicate still another test xmsn on 9620 kc. around 2315, dual to 6080 and 5970 kc.

Ghana—Accra is noted in Eng. at 1550-1635 on 11,800 kc., at 1635-1655 on 9545 kc., and at 1650-1715 on 6070 kc.

QSL Cards For You?

The SWL QSL Bureau is currently holding QSL cards for the following WPE Monitors. If your WPE registration is listed here, send a stamped, self-addressed envelope to Mr. LeRoy Waite, 39 Hannum St., Ballston Spa, N. Y. 12020, and your card(s) will be forwarded to you.

WPE3AT	WPE3FHG	WPE4EEJ
WPE3CCM	WPE3UY	WPE4FJT
WPE3CIM		WPE4FUM
WPE3COF	WPE4CIA	WPE4GXJ
WPE3FFJ	WPE4CVN	WPE4RX

Gilbert & Ellice Islands—Station VRTW2, Tarawa, is operating on 6055 kc. at 2330-0130 daily except Wednesdays and Fridays in native languages, and at 0230-0530 Thursdays in English.

Guatemala—Station TGRY, *La Voz de San Raymundo*, 4920 kc., is particularly anxious to receive reports. If you can write your report in Spanish, all the better. Send it to: Senor Victor Manuel Garcia Rojas, TGRY, San Raymundo. This station is heard best around 2300-0100.

Ivory Coast—Abidjan, now on a new frequency of 3243 kc., is strong from 0100 s/on

Beacon Stations

There has been a marked increase in the number of reports being received on the beacon stations in the 1500-1700 kc. range. During this period of low sunspot activity, we will list a number of these stations that you may be able to log with careful tuning and patience. For the most part, they are low-powered and do not operate continuously. They identify in slow-speed Morse code by call-sign. The listing below is by frequency in kilocycles, and it includes stations in Central and South America; additional stations will be listed next month.

- 1600 ASC, Ascension, Bolivia, 300 watts
SLSU, Sucre, Bolivia, 200 watts
- 1620 CEP, Concepcion, Bolivia, 350 watts
- 1630 APB, Apolo, Bolivia, 100 watts
- 1638 IAC, La Quiaca, Argentina, 250 watts
PRN, Tapurucua, Brazil
ZYL, Labrea, Brazil
- 1640 JSE, San Jose, Bolivia, 350 watts
- 1648 PUI, Tefe, Brazil, 75 watts
- 1688 PRJ, Benjamin Constant, Brazil, 50 watts
PUD, Eirunepe, Brazil
PVG, Cucui, Brazil
PVN, Porto Velho, Brazil, 75 watts
- 1708 PUB, Carauari, Brazil
PVK, Altamua, Brazil
- 1710 SNG, San Ignacio, Bolivia, 350 watts

to past 0200; there is a newscast in French at 0145. The 11,820-kc. outlet has been noted from 1845 to 1900 with a news period in French at 1855.

Korea (South)—Station HLK55, Seoul, is noted on 11,950 kc. in Spanish to Latin America at 2330-0000 and in Eng. in the General Service at 0230-0300. News is aired at 0230.

Malaysia—*R. Malaysia*, Singapore, 11,940 kc., is heard at 1000-1130 in Eng. with news at 1030 and 1100. Another Eng. xmsn is noted at 1730 and the dual channel for both xmsns is 4985 kc. Another outlet on 9740 kc. is heard at 0854-1000 in English.

Mauretania—A new QSL card from *R. Mauretania*, Nouakchott, lists this schedule: (weekdays) 3222 kc. at 0130-0300 and 1300-1730; 6035 and 9610 kc. at 0700-1000; Sundays at 0230-1800; Saturdays to 1830. The 4855-kc. channel is no longer used.

Mozambique—Rarely heard is CR7BX, *R. Clube de Mocambique*, 7210 kc., at 0630-0705. No positive ID has been logged. The program

August, 1964

NEW CITI-FONE SS

\$169⁵⁰

No
Extra
Crystals
to
Buy!



FULL 23 CHANNEL

Delta Tuning • "Noise Immune" Squelch • Double Tuned IF's • Triple Tuned RF • AC/DC Voltage Doubler Power Supply • Microphone Preamp • "Dual" Function Panel Meter • Illuminated Meter and Channel Selector • Pulse Tuned ANL • Tone Alert Connector Compact 8" x 11" x 4 1/4" • Complete, Ready to Operate.

WRITE, WIRE or PHONE TODAY FOR COMPLETE INFORMATION



MULTI-ELMAC COMPANY
21470 COOLIDGE HIGHWAY
OAK PARK 37, MICHIGAN

Name (please print)

Address

City Zone State

CIRCLE NO. 21 ON READER SERVICE PAGE

EARN Electronics DEGREE

You can earn an A.S.E.E. degree at home. College level HOME STUDY courses taught so you can understand them. Continue your education, earn more in the highly paid electronics industry. Missiles, computers, transistors, automation, complete electronics. Over 27,000 graduates now employed. Resident school available at our Chicago campus—Founded 1943. Send for free catalog.
AMERICAN INSTITUTE OF ENGINEERING & TECHNOLOGY
1137 West Fullerton Parkway, Chicago 14, Ill.



**DIGICATION
ELECTRONICS**
Dept. E-864

DIGICATOR I-COMPUTER

LOGIC KIT—teaches the fundamentals behind EXCITING field of COMPUTER design. Includes REAL computer parts for building TRANSISTOR circuits. Easy to understand manual. BUILD and LEARN circuits used in today's computers.

DIGICATOR I for fun and future. Order now. ONLY \$9.95 pp. Money back guar.
83 Concord St., Framingham, Mass.

GET INTO ELECTRONICS

V.T.I. training leads to success as technicians, field engineers, specialists in communications, guided missiles, computers, radar, automation. Basic & advanced courses. Electronic Engineering Technology and Electronic Technology curricula both available. Associate degree in 24 months. B.S. obtainable. G.I. approved. Start September, February. Dorms, campus. High school graduate or equivalent. Catalog.

VALPARAISO TECHNICAL INSTITUTE
DEPARTMENT PE, VALPARAISO, INDIANA



105



**GET 250
HOURS WORTH OF
PROJECTS FOR ONLY
\$1.00...
THE COST OF THE
1964 EDITION OF...**



If you like the challenge of working on your own construction projects, this is the publication for you! It's chock full of projects, detailed charts, circuit diagrams, cutaways, and photographs—all in one handy, compact 164-page magazine. Your copy of **ELECTRONIC EXPERIMENTER'S HANDBOOK** offers you hours and hours of enjoyment while you build fascinating projects like these:

- BC Photoflash • Thermistor Fish Finder • Silent Hi-Fi Listening • In-Flight Eavesdropper • Wired Wireless for Colleges • CB/Ham Crystal Test Set... plus many more!

The 1964 edition of **ELECTRONIC EXPERIMENTER'S HANDBOOK** now on sale — Get your copy at your favorite newsstand or send in this coupon and we will mail your copy to you.

PE-84

Ziff-Davis Service Division, Dept. EEH
589 Broadway, New York 12, New York

Please send me _____ copies of the 1964 **ELECTRONIC EXPERIMENTER'S HANDBOOK**, at \$1.00 each plus 15¢ handling charge per **HANDBOOK**.

I enclose _____.

Name _____

Address _____

City _____ Zone _____ State _____

consists mostly of Portuguese operatic and classical guitar music.

New Zealand—Wellington has Eng. to the Pacific Islands at 0100-0345 on 9540 and 11,780 kc.; to Australia at 0400-0645 on 9540 and 6080 kc.; and to Antarctica on Sundays only at 0315-0345 on 6080 kc. Reports go to P. O. Box 2396, Wellington.

Niger—*R. Niger*, Niamey, 3260 kc., opens at 0030 with a chant. A newscast in French is

SHORT-WAVE ABBREVIATIONS

anmt—Announcement	QRN—Atmospheric interference
B/C—Broadcasting	QSL—Verification
Eng.—English	R.—Radio
ID—Identification	s/off—Sign-off
kc.—Kilocycles	s/on—Sign-on
kw.—Kilowatts	VOA—Voice of America
N.A.—North America	xmsn—Transmission
QRM—Station interference	xmtr—Transmitter

given at 0100. The dual channel is 5020 kc. The 6060-kc. outlet has finally been verified after six attempts; it can be heard on Sundays with native music from 0200.

Paraguay—*R. Paraguay*, Asuncion, is heard often on 6015 kc. from 0457 s/on to past 0545; news in Spanish is given at 0500, and there may be a *VOA* newscast at 0515 some days. *R. Encarnacion*, Encarnacion, 11,947 kc., has news in Spanish at 1900-1910, "Noches en Paraguay" at 2030-2100, and a national news bulletin at 2100-2110.

Peru—*R. Nacional del Peru*, Iquitos, has moved from 9610 kc. to 9855 kc. and is "rough copy" from 1900 to 2300. Station *OCX4M*, *R. Pasco*, Cerro de Pasco, 6128 kc., operates all night with music of the Andes and many dedications. Rarely heard and always weak is *OAX7T*, *R. Sicuani*, Sicuani, 4836 kc.; it was picked up at 2150-2235 with Spanish request music.

Ruanda—The schedule for *Deutsche Welle's* relay station in Kigali is as follows: 7225 kc. at 2330-0000 in Eng., at 0000-0100 in French, at 0105-0135 in Eng., at 0135-0150 in Hausa, at 0150-0225 in French, at 0455-0555 in Swahili, and at 0600-0700 in Banrya-Rwanda; 7260 kc. at 1055-1115 in Swahili, at 1115-1210 in Eng., at 1215-1515 in German, at 1520-1550 in Eng., and at 1550-1650 in French.

Surinam—Overseas reports claim that the license of *AVROS*, Paramaribo, 15,406 kc., was withdrawn for unknown reasons and that the station now buys time from other stations. Paramaribo has been noted on 15,450 kc. at 0725 with what seemed to be a commercial-type program beamed to Curacao.

Switzerland—Rarely heard is Berne's 6050-kc. outlet, *HEI22*. It was picked up recently at 2228 with Spanish to Central America.

Turkey—Some changes in Ankara's schedule: Eng. is now broadcast to S. & S. E. Asia at 0915-0945 on 17,820 kc. and to England and Europe at 1700-1730 on 15,160 kc. French is now broadcast at 1430-1445 and German at 1300-1315 on 15,160 kc.

U.S.A.—The *VOA* says that the test stations operating in Yuma, Ariz., and Dallas, Texas (*KK2XEZ*) were portable stations being checked out before shipment to overseas

points. The Yuma equipment is now operating in Monrovia, Liberia.

U.S.S.R.—*R. Minsk* opens in Byelorussian at 1630 on 5940 and 5970 kc.; s/off is at 1730. Kiev operates in Eng. to N.A. on Mondays, Thursdays, and Saturdays from 2140 on 7180, 7210, 9660, 11,680, and 11,960 kc., and from 2310 on 7180, 7210, and 11,910 kc.; the xmsns are usually 20 minutes in length. Yerevan operates in Eng. only at 1520-1525 on 9725 kc.; the station opens at 1430 with chimes, and except for the short Eng. xmsn, the program is in Armenian.

Clandestine—The "Kiss Me Honey" station has been noted in New England areas around 1030 on 11,695 kc. *R. Peyk-e-Iran*, last reported as being on 11,400 and 11,695 kc. around 0930-1030 is now noted on 11,410, 9560, and 11,695 kc. around 0930-1310 in French or Persian. *Voice of Free Africa* (reported in Cairo) has been heard announcing as *Sawti ya Africa Hurru* during the 1200-1240 xmsn on 17,805 kc.

Unidentified—A station is being reported on 2910 kc. at 0230-0345 in Eng. with pop music and jazz to 0300; news bulletins to 0305; more music to 0330; talks and music to 0345. At 0330, the time was given as "5:30." Heavy QRM and QRN prevented any chance for an identification.

-30-

SHORT-WAVE CONTRIBUTORS

Francis Welch, Jr. (*WPE1CRV*), Rochdale, Mass.
 William Chapman (*WPE1DRZ*), Middletown, Conn.
 Dave Woody (*WPE1FIA*), Woodbridge, Conn.
 Gerry Klinck (*WPE2FAH*), Buffalo, N. Y.
 Henry Marbach (*WPE2FHU*), White Plains, N. Y.
 Bill Van Alstyne (*WPE2IGK*), Webster, N. Y.
 Sheldon Klink (*WPE2JGG*), Newark, N. J.
 William Graham (*WPE2LMU*), Binghamton, N. Y.
 Electro-Education Club (*WPE2LWV*), New York, N. Y.
 Frank Mather (*WPE2LWW*), Buffalo, N. Y.
 Ira Stoler (*WPE2LZG*), Brooklyn, N. Y.
 Norman Styer (*WPE3AA*), Columbus, Ga.
 Ronald Shopinski (*WPE3DKA*), Mt. Carmel, Pa.
 Joseph Hueter (*WPE3EP*), Philadelphia, Pa.
 Neal Yarnish (*WPE3FMM*), Philadelphia, Pa.
 Grady Ferguson (*WPE4ABC*), Charlotte, N. C.
 Roy Moore (*WPE4FWH*), Hazard, Ky.
 Kenneth Alyta (*WPE4FXB*), Charlotte, N. C.
 Samuel Thompson (*WPE4GEB*), Somerville, Tenn.
 Bennie Sager (*WPE4HLC*), Timberville, Va.
 George Miller (*WPE5BK*), Beaumont, Texas
 Del Hirst (*WPE5CFV*), Snyder, Texas
 Roberto Nin (*WPE5DVO*), Houston, Texas
 Joseph Adler (*WPE6FGT*), China Lake, Calif.
 Dick Housden (*WPE7ARF*), E. Wenatchee, Wash.
 Robert French (*WPE7FGH*), Bellaire, Ohio
 Henry Zemel (*WPE9DBD*), Skokie, Ill.
 David Pyatt (*WPE9GJJ*), Indianapolis, Ind.
 William Osha (*WPE9GQP*), Fort Wayne, Ind.
 John Beaver, Sr. (*WPE0AE*), Pueblo, Colo.
 W. H. McCartney, Jr. (*WPE0DLH*), Wayzata, Minn.
 Jack Perolo (*VE1PE1C*), Sao Paulo, Brazil
 Gregg Calkin (*VE1PE3L*), Saint John, N. B., Canada
 Fred Parsons (*VE3PE1ZI*), Welland, Ont., Canada
 Mike Wilson (*VE6PE4X*), Calgary, Alta., Canada
 Marshall Rowley (*VE7PE7S*), Vancouver, B. C., Canada
 Grant Cooper (*VP9PE1G*), Smiths Parish, Bermuda
 Trev Clegg, Fresno, Calif.
 Lawrence Edler, Daly City, Calif.
 Joe Esser, New Kensington, Pa.
 John Fournelle, Bethesda, Md.
 Bruce Horlick, Los Angeles, Calif.
 Joseph Misinski, Irvington, N. J.
 Bill Peace, Waltham, Mass.
 Joe Piechuta, Meriden, Conn.
 David Thompson, Suisun, Calif.
 Jim Wedewer, Dyersville, Iowa
Sweden Calling DX'ers Bulletin

DO YOU SAVE YOUR COPIES OF

POPULAR ELECTRONICS ?



Make sure they're kept neat and always handy for instant reference—with a handsome file that's designed to hold a full year's copies!

- washable Kivar cover creates a leather-like appearance
- available in maroon backing with black sides or black with maroon
- 24-carat solid gold leaf embossed lettering for magazine's name
- attractively priced at only \$2.95 each, 3 for \$8.00, 6 for \$15.00
- files are shipped to you prepaid and are fully guaranteed

NOTE: these special-quantity prices apply for any combination of titles, so you can have them for all your favorite magazines.

Order several today—for all the Ziff-Davis magazines: Popular Photography, Modern Bride, HiFi/Stereo Review, Electronics World, Popular Electronics, Flying, Car and Driver, Popular Boating, Amazing, and Fantastic, and for your other favorite publications, as well. (Ziff-Davis magazines available in colors of your choice as noted in coupon. Other publications will be shipped in standard colors available.)

Jesse Jones Box Corp., Dept. P.E. Box 5120
 Philadelphia 41, Pa.

Please send me: (Fill in title, quantity and check appropriate column for color desired)

MAGAZINE TITLE	QUANTITY	BLACK BACKING/ MAROON SIDES	MAROON BACKING/ BLACK SIDES
Popular Electronics	_____	_____	_____
_____	_____	_____	_____
_____	_____	_____	_____

\$2.95 each, 3 for \$8.00 or 6 for \$15.00—shipped prepaid—fully guaranteed

Total amount enclosed _____

Name _____

Address _____

City _____ Zone _____ State _____

CLASSIFIED MARKET PLACE

COMMERCIAL RATE: For firms or individuals offering commercial products or services. 75¢ per word (including name and address). Minimum order \$7.50. Payment must accompany copy except when ads are placed by accredited advertising agencies. Frequency discount: 5% for 6 months; 10% for 12 months paid in advance.

READER RATE: For individuals with a personal item to buy or sell. 45¢ per word (including name and address). No Minimum! Payment must accompany copy.

FOR SALE

FREE! Giant bargain catalog on transistors, diodes, rectifiers, components. Poly Paks, P.O. Box 942, Lynnfield, Mass.

GOVERNMENT Surplus Receivers, Transmitters, Snooperscopes, Parabolic Reflectors, Picture Catalog 10¢. Meshna, Nahant, Mass.

I4 Weather Instrument Plans \$1.00. Saco, Box 2513B, South Bend, Indiana.

TRANS-NITION electronic ignition parts kit. Negative ground \$20.00. Coil, Manual special \$8.50. Manual \$2.00. Anderson Engineering, Wrentham, Massachusetts.

DIAGRAMS for repairing Radios \$1.00. Television \$2.50. Give make model. Diagram Service, Box 1151 PE, Manchester, Connecticut 06042.

ROCKETS: Ideal for miniature transmitter tests. New illustrated catalog, 25¢. Single and multistage kits, cones, engines, launchers, trackers, technical information, etc. Fast service. Estes Industries, Penrose 18, Colorado.

CB WPE QSL Cards, Samples Free. Radio Press, Box 24, Pittstown, New Jersey.

"SPECIAL! WPE-SWL-CB-QSL cards, 3 colors, \$2.50 per 100—Free Samples, Garth, Jutland, New Jersey."

TRANSISTORIZED Products Importers catalog, \$1.00, Intercontinental, CPO 1717, Tokyo, Japan.

CANADIANS—GIANT Surplus Bargain Packed Catalogs. Electronics, Hi-Fi, Shortwave, Amateur, Citizens Radio. Rush \$1.00 (Refunded). ETCO, Dept Z., Box 741, Montreal, CANADA.

SENSITIVE, Reliable Switches for Alarms, Remote Control, Temperature, etc. DODSON'S, 206 E. Main, Post, Texas.

WPE-CB-QSL cards—Brownie-W3CJI—3111A Lehigh, Allentown, Pa. 18103. Catalogue with samples 25¢.

INVESTIGATORS, free brochure, latest subminiature electronic surveillance equipment. Ace Electronics, 11500-L NW 7th Ave., Miami 50, Fla.

BUY direct from the manufacturer and save! Test instruments, cabinets, radios. Free catalog. Tattershall Manufacturing Co., Hamilton, Mo.

RECEIVE telephone calls in your car. 30 mile range. No FCC approval necessary. Easily built for few dollars. Attaches to car radio antenna. Plans \$2.00. Deeco, Box 7263-AD, Houston 8, Texas.

\$100.00 WEEKLY Spare Time Selling Banshee TS-30 Transistor ignition systems and coils. Big demand. Free money making brochure. Slep Electronics, Drawer 1782D, Ellenton, Florida 33532.

TRANSISTOR ignition described June and October Popular Electronics, "Operation Pickup." Complete kit finest components quickly assembled. Guaranteed. Negative ground kits \$14.95 Postpaid. Positive ground \$19.95 Postpaid. Specify 6 or 12 volt when ordering. Electromart, 1616 S. 81st St., Milwaukee, Wis.

GENERAL INFORMATION: First word in all ads set in bold caps at no extra charge. Additional words may be set in bold caps at 10¢ extra per word. All copy subject to publisher's approval. Closing Date: 5th of the 2nd preceding month (for example, March issue closes January 5th). Send order and remittance to: Martin Lincoln, POPULAR ELECTRONICS, One Park Avenue, New York, New York 10016.

CONVERT any television to sensitive, big-screen oscilloscope. Only minor changes required. No electronic experience necessary. Illustrated plans, \$2.00. Relco Industries, Box 10563, Houston 18, Texas.

IGNITION! Transistor. Coil, ballast \$7.95. Free Parts Lists. Transfire, Carlisle 40, Mass.

COMPLETE KNIFE catalog 25¢. Hunting, Pocket, Utility. Heartstone, Dept. ZD, Seneca Falls, New York 13148.

TRANSISTORIZED Treasure detector finds buried gold, silver, coins, \$19.95 up. Kits available. Free catalog. Relco, Box 10563, Houston 18, Texas.

BUY From Factories! Appliances, cameras, watches, etc! Free details! Cam Company, 436PH Bloomfield Ave., Verona, N. J.

PRINTED CIRCUIT BOARDS. Hams, Experimenters. Catalog 10¢. P/M Electronics, Box 6288, Seattle, Wash. 98188.

MEN ONLY—Surprise Package \$1.00. Enterprises, Box 266-D, Spring Valley, New York 10977.

FREE Catalog, Electronic Parts Bargains. Franklin Electronics, Box 51a, Brentwood, N.Y. 11717.

RAY GUN—Want to build a Laser? Complete set of instructions tell you everything. Shoots a pencil-thin beam of light. Burns, instantly, anything in its path. Really a fabulous item! A must for every science fiction buff or science experimenter. \$9.95 ppd. Exacto Supply Co., 109½ W. 5th, Pittsburg, Kansas.

ELECTRONIC ORGANS tuned with record player, DIF-FROSTROBE disc and instructions \$1.00, Pulford Greaves, Box 33, Dearborn, Mich.

HEAR AIRCRAFT, TOWER EMERGENCIES, WEATHER! POCKET, TRANSISTORIZED VHF RECEIVER \$9.95 POSTPAID. FREE DETAILS. TRANSCO, BOX 13482 NORTH COUNTY STATION, ST. LOUIS 38, MO.

MAGNETIC engine novelty, 4000 rpm, 10 parts, Assemble one yourself from our guaranteed kit. Mail \$1.00 now! Pontin Products, 3234 S. Hudson, Seattle 8, Wash.

WORLD Trade Inquiries. Electronics contacts Worldwide. 25¢ stamp brings sample copy. World Traders, Box 6266, Spokane 28, Wash.

CB QSL-WPE-SWL Cards—Attractive 2 colors, glossy white. Biggest selection of novelties. Call record books. Plastic card holders, Warning, Gag, Call letter signs, Decals, Identification badges, etc. NEW CATALOG No. 106 FREE! WOODY, 2611 Shenandoah, St. Louis, Mo. 63104.

TRANSISTORS, SCR's diodes, Nickel Cadmium batteries, meters, crystals, Components. Quality Guaranteed. Send 10¢ for Catalog. Electronic Components Co., P. O. Box 2902A, Baton Rouge, La. 70821.

POWER transistor: 2N155, 8.5 watts. Excellent for amplifiers. \$1.00 Free catalog. Western Components, Box 2581, El Cajon, Calif.

15 DISTANCE One-tube plans—25¢; One-tube Handbook—50¢. Includes Transistor experiments, catalog. Laboratories, 1131-L Valota, Redwood City, Calif.

TV CAMERAS, transmitters, converters, etc. Lowest factory prices. Catalog 10¢. Vanguard, 190-48 99th Ave., Hollis, N.Y. 11423.

CIRCUIT BOARDS, build your "Poptronics" projects the modern space age way. Makes construction simpler, neater. Free catalogue. IRVING ELECTRONICS, BOX 9222, SAN ANTONIO, TEXAS 78204.

110VAC 60 cy from car generator. Powers lights, refrigerator, transmitter, receiver etc. Simple, easy to convert. Plans \$2.00. Tedco, Box 12098, Houston 17, Texas.

INVISIBLE beam transistorized burglar alarm. Complete Plans—\$2.00. Beck, 777 Ruth Drive, Newbury Park, Calif.

TV CAMERA under \$40.00—Completely transistorized space age flying spot scanner—Schematics, Photographs, Plans—\$3.00. Transistorized shocking cane—simple complete schematic—Plans—\$1.00. Beck, 777 Ruth Drive, Newbury Park, Calif.

FIVE Pieces Test Equipment, 115 Sams, tubes, Miscellaneous Components, \$400.00. Ted Hiles, 502 Riverside, Clare, Mich.

TELEPHONE Voice Switch: (LS-500). Actuates automatically and unattended any tape or wire recorder. Pictorial installation instructions included. \$23.75. Post Paid USA, WJS Electronics, 1525 No. Hudson, Hollywood, Calif. 90028.

POLICE RADAR DETECTOR plus legal Jammer. Stop before Radar Speed Traps. Build for less than \$10; used with Car Radio. Complete Construction Details \$3.00. Don Britton Enterprises, 7906 Santa Monica Blvd., Hollywood 46, Calif.

ULTRASONIC DISHWASHER. Cleans in seconds. Build for \$40.00. Plans \$4.75. Don Britton Enterprises, 7906 Santa Monica Blvd., Hollywood 46, Calif.

JUNK YOUR Distributor and Voltage Regulator. Improve automobile mileage and performance. Construction details for transistorized distributor and regulator \$4.75. No Moving Parts. Don Britton Enterprises, 7906 Santa Monica Blvd., Hollywood 46, Calif.

COLOR TV. Convert your black and white TV to color. Completely Electronic. No Mechanical Gadgets. Costs about \$35. Construction Details \$4.75. Don Britton Enterprises, 7906 Santa Monica Blvd., Hollywood 46, Calif.

TELEPHONE EXTENSION IN YOUR CAR. Answer your home telephone by radio from your car. Complete diagrams and instructions \$3.00. Don Britton Enterprises, 7906 Santa Monica Blvd., Hollywood 46, Calif.

RECORD TV Programs at home. Easy to construct. Watch your favorite TV Shows whenever you wish. Complete Construction Details \$4.75. Don Britton Enterprises, 7906 Santa Monica Blvd., Hollywood 46, Calif.

SPEAKERPHONE. Bell System Type. Amplifies in both directions. Will not squeal. Plans \$4.75. Don Britton Enterprises, 7906 Santa Monica Blvd., Hollywood 46, Calif.

TAIL TRANSMITTER. TINY Transistorized Transmitter for the Private Eye. Signals its location for miles. Construction Details \$4.75. Don Britton Enterprises, 7906 Santa Monica Blvd., Hollywood 46, Calif.

TV CAMERA. Build for less than \$50. Construction details \$4.75. Don Britton Enterprises, 7906 Santa Monica Blvd., Hollywood 46, Calif.

ANSAPHONE. Automatic Telephone Answering Machine delivers and takes messages. Build for under \$40. Plans \$4.75. Don Britton Enterprises, 7906 Santa Monica Blvd., Hollywood 46, Calif.

3DTV from normal telecasts. Construction details \$4.75. Don Britton Enterprises, 7906 Santa Monica Blvd., Hollywood 46, Calif.

WIRELESS Front Door Bell and Intercom. Answer from Bath, Bedroom, Etc. Even opens door on command. Transistorized pocket sized. Construction Plans \$4.75. Don Britton Enterprises, 7906 Santa Monica Blvd., Hollywood 46, Calif.

FREE Super Catalog of Electronic Projects. Don Britton Enterprises, 7906 Santa Monica Blvd., Hollywood 46, Calif.

LEGAL Telephone Connector. Add many extensions. Device built for under \$10.00. Plans \$4.75. Don Britton Enterprises, 7906 Santa Monica Blvd., Hollywood 46, Calif.

WIDER audio frequency response and less distortion from your ac/dc radio thru inverse feedback. (No battery sets). Diagram \$1.00. C.H.C. Electronics, 544 West 147th Street, New York, N.Y. 10031.

CBers; Measure output power. WATTMETERS, 10 watts, Accurate, \$9.95, Postage. INDELEC, 4308 Alameda, Houston, Texas.

YOU Can buy from "Uncle Sam" All methods procedures required \$1.00. Ibox Information, Box 311, Pontiac, Michigan.

SEMICONDUCTORS—CAPACITORS—MINIATURE ELECTRONIC PARTS, FREE CATALOG. COMPONENTS, P.O. BOX 1432, PLAINFIELD, N.J.

RADIO DIAGRAMS 1919 TO 1955. \$1.00 EACH. Give model. Diagrams, Box 55, Williamsport, Pa.

QSL'S \$1.75/100 up. New catalogue-samples 10¢. Longbrook, Box 393-Y, Quakertown, N.J.

LASER: Hobbyists, experimenters, amateur scientists. Build your own coherent-light optical laser. Complete instructions, schematic diagrams and parts list. \$6.00. Same as above, diode laser. \$3.00. Technical Writers Group, Box 5501, State College Station, Raleigh, N.C.

CANADIANS FIRST GRADE transistors and components. Free catalogue includes reference data on over 200 transistors. J. & J. Electronics, Box 1437, Winnipeg, Manitoba.

QSL-CB-SWL Cards Printed. Samples 10¢. Martin, 828-D Schuylkill Avenue, Reading, Pa. 19601.

TRANSISTOR CIRCUITS 25 selected circuits with parts lists. RF, IF, Audio amplifiers, multivibrators, etc. only \$2.00. H. Smith, Box 822, Palm Bay, Fla.

SELLING your personal electronic equipment? To get fast results at exceptionally low cost, why not try a personal classified ad in **POPULAR ELECTRONICS' CLASSIFIED MARKET PLACE?** For just 45¢ a word (including name and address)—**NO MINIMUM**—you can reach over 400,000 potential buyers each month. The October issue closes August 5th, so to be certain of insertion, fill in the order form found in this section and mail it with your payment today to: Martin Lincoln, **POPULAR ELECTRONICS**, 1 Park Avenue, New York, New York 10016.

HAM EQUIPMENT

MOBILE transistorized power supply. A proven buy! Input: 12 to 14 volts dc. Output: 275 vdc at 100 milliamperes. Order direct from manufacturer! Wired and tested. Guaranteed! For negative ground only. Price \$18.88. Postpaid in USA! Technical Equipment Products Co., 106 Lynn St., Tullahoma, Tennessee.

BUY, Sell, Trade. Details 10¢ WA2NHH, 1225 Hillside, North Bergen, N.J. 07047.

CBERS, HAMS, SWL'S! Clipper-filter kit, \$12.49; wired \$14.99. Many other bargains. Free catalog. Holstrom Associates, P. O. Box 8640-E, Sacramento, Calif. 95822.

HIGH FIDELITY

"**LOW**, Low quotes: all components and recorders. HiFi, Roslyn 9, Penna."

HI-FI Components, Tape Recorders, at guaranteed "We Will Not Be Undersold" prices. 15-day money-back guarantee. Two-year warranty. No Catalog. Quotations Free. Hi-Fidelity Center, 1797 (P) 1st Avenue, New York, N. Y. 10028.

FREE! Send for money saving stereo catalog #P8E and lowest quotations on your individual component, tape recorder, or system requirements. Electronic Values, Inc., 200 W. 20th St., New York, N.Y. 10011.

WANTED

CASH Paid! Unused tubes, electronic equipment. Barry, 512 Broadway, N.Y.C. 12.

QUICKSILVER, Platinum, Silver, Gold. Ores Analyzed. Free Circular. Mercury Terminal, Norwood, Mass.

TUBES

BEFORE You Buy Receiving Tubes, Test Equipment, HiFi Components, Kits, Parts, etc. . . . send for your Giant Free Zalytron Current Catalog, featuring Standard Brand Tubes: RCA, GE, etc.—all Brand new Premium Quality Individually Boxed, One Year Guarantee—all at Biggest Discounts in America! We serve professional servicemen, hobbyists, experimenters, engineers, technicians. Why Pay More? Zalytron Tube Corp., 469-E Jericho Turnpike, Mineola, N. Y.

TUBE Headquarters of the World! Free Catalog (tubes, electronic equipment) write! Barry, 512 Broadway, N.Y.C. 12.

BRAND New Tubes. World's lowest prices on Radio, TV—industrial—special purpose tubes. Write for free parts catalog. United Radio, Newark, N.J.

7" TV test tube—\$6.99. Tubes—6146—\$2.95; 6211 (12AU7 equiv.) 39¢, 3 for \$1. Germanium diodes, tested, equiv. 1N34, 1N60 etc., 30 for \$1. Tophat silicon rectifiers, 750 MA—1000 piv 75¢. Transistors, tubes, resistors, condensers etc., bargain priced. Free catalog. Arcturus Electronics, Dept. ZD, 502-22nd St., Union City, N.J. 07087.

RADIO & T.V. Tubes—33¢ each. Send for free list. Cornell, 4213 University, San Diego, California 92105.

TAPE AND RECORDERS

TAPE Recorders, Hi-Fi, components, Sleep Learning Equipment, tapes. Unusual Values Free Catalog. Dressner, 1523PE, Jericho Turnpike, New Hyde Park 11, N. Y.

TAPE Recorder Sale. Latest models \$10.00 above cost. Arkay Sales, 22-31 Riverside Ave., Medford 55, Mass.

SAVE 30-60% Stereo music on tape. Free bargain catalog/blank tape/recorders/Norelco speakers. Saxitone, 1776 Columbia Road, Washington, D. C.

RENT Stereo Tapes—over 2,500 different—all major labels—free brochure. Stereo—Parti, 1616-PE Terrace Way, Santa Rosa, California.

TAPEMATES MAKES AVAILABLE TO YOU—ALL 4-TRACK STEREO TAPES—ALL LABELS—POSTPAID TO YOUR DOOR—AT 40% COMBINED SAVINGS. FOR FREE BROCHURE WRITE TAPEMATES CLUB, 5280—P. W. PICO BLVD., LOS ANGELES, CALIF. 90019.

SELF-Hypnosis may help you many ways. New Tape or LP-record teaches you quickly, easily! Free literature. McKinley Company, Box 3038, San Bernardino, California.

WINDSOR Tape Club members HEAR BEFORE THEY BUY. Free "samplers" of new releases. Save on tape purchases—all major labels. Free brochure—Windsor Tape Club, Dept. F, Windsor, Calif.

3 MOTOR 3 head recorders, New condition \$500. Value, \$350. Legacy, Apt. 9, 1333 Kansas City St., Rapid City, So. Dak.

TAPE, recorders, hifi, CB—no matter what kind of electronic product you have to offer you'll find a buyer in the rapidly growing POPULAR ELECTRONICS' CLASSIFIED MARKET PLACE. Prove for yourself that a low cost ad (only 75¢ per word—minimum \$7.50) CAN produce quality results. An order form is found elsewhere in this section. Fill it in today and mail with your payment to Martin Lincoln, Classified Advertising Mgr., POPULAR ELECTRONICS, One Park Avenue, New York, New York, 10016.

RECORDS

DISCOUNT Records, All Labels—Free Details. Write Cliff House, Box 42P, Utica, N.Y.

FORMULAS AND PLANS

BUILD Yourself! Fantastic 200 MPG Carburetor! V-8, Six, Etc! Patent Drawings, Description, \$5.00. FraDor, Lakeville 5, Indiana 46536.

EQUIPMENT

FREE electronics catalog. Tremendous bargains. Electro-labs, Dept. C-623D, Hewlett, N.Y. 11557.

ELECTRONICS

TINY Transistor F-M Transmitter with Microphone. Listen, talk, play records over any F-M receiver 200' or more wirelessly. Complete. \$12.50. Free Details. Transco, Box 13482 North County Station, St. Louis 38, Mo.

REPAIRS AND SERVICES

TV Tuners rebuilt and aligned per manufacturers specification. Only \$9.50. Any make UHF or VHF. We ship COD. Ninety day written guarantee. Ship complete with tubes or write for free mailing kit and dealer brochure. JW Electronics, Box 51C, Bloomington, Indiana.

TELEFIXIT Alltime Bestseller Nontechnical TV Repair Book with Famous Troubleshooting Charts, 60¢ postpaid 2 for \$1.00. Telefixit, Box 714, Manhasset 4, N.Y.

DIAGRAMS: Radio \$1.00. Television \$1.30: Schematic Collector, 618 4th St., Newark, N.J. 07107.

METERS—Multimeters Repaired and calibrated. Free estimates—catalog. Bigelow Electronics, Box 71-E, Bluffton, Ohio.

PLASTICS

NEW Liquid Casting Plastic, clear, colors, Embed real flowers, butterflies, photos, coins. Send 25¢ for two handbooks, "How to Cast Liquid Plastics" and "How to Earn Extra Money at Home." Castolite, Dept. 108-J, Woodstock, Illinois.

PATENTS

INVENTIONS; Ideas developed for Cash/Royalty sales. Raymond Lee, 2104G Bush Building, New York City 36.

INSTRUCTION

LEARN While Asleep, hypnotize with your recorder, phonograph. Astonishing details, sensational catalog free! Sleep-Learning Association, Box 24-ZD, Olympia, Washington.

FCC License in 6 Weeks, First Class Radio telephone. Results Guaranteed. Elkins Radio School, 2603B Inwood, Dallas, Texas.

HIGHLY-Effective home study review for FCC commercial phone exams. Free literature! Wallace Cook, P. O. Box 10682, Pittsburgh, Pa. 15235.

TEKTRONIX Troubleshooting Course 80 solid hours on 3¾ 17½ Tape By Tek. Engineers, 315 Park End Dr., Dayton, Ohio 45415.

SIGN Painting, Cartooning. Fascinating Courses, 410-PE So. Western, Springfield, Ohio.

PERSONALS

INVESTIGATORS, free brochure, latest subminiature electronic surveillance equipment. Ace Electronics, 1150-K NW 7th Ave., Miami 50, Fla.

"HYPNOTIZE . . . One word . . . One fingersnap," on stage. Satisfaction—or refund. \$2.00. Hypnomaster, Box 9309-E8, Chicago 90.

VETERANS—WWII Combat Infantryman and Medical Badge holders are entitled to the Bronze Star Medal. Send \$1.00 for particulars. MW Enterprises, 2114 Tower Bldg. Denver, Colorado 80202.

BOOKS

AUTHORS! Learn how to have your book published, promoted, distributed. FREE booklet "ZD," Vantage, 120 West 31 St., New York 1.

TRAIL Of Armageddon (\$4.16) By Billie Sea—Order from Spark and Click Electric Service, Sedro-Woolley, Wash. 98284.

PHOTOGRAPHS

PHOTOGRAPHS and Color Slides Wanted. To \$500.00 each. Free Information. Write Intphoto, Box 74607, Hollywood 90004.

MAGAZINES

ELECTRONIC back issue magazines sold . . . bought. A. Landa, Clayton, Ga. 30525.

AMERICANS—Subscribe to Canada's Hobby and Service Magazine—"Electron." Exciting Ads, Stimulating articles \$5.00 one year. Box 796, Montreal 3, Canada.

RPX Monthly bargain magazine \$2.00 per year, sample 20¢. Ads 4¢ per word. RPX, Box 8571, Sacramento, Calif. 95822.

ELECTRONIC magazines—Back issues. Alexander, 45-7th Avenue, Roxboro, Quebec, Canada.

EDUCATIONAL OPPORTUNITIES

LEARN While Asleep. Remarkable, Scientific, 92% Effective. Details Free. ASR Foundation, Box 7021, Dept. e.g., Lexington, Kentucky.

INVENTIONS WANTED

INVENTIONS wanted. Patented; unpatented. Global Marketing Service, 2420-P 77th, Oakland 5, Calif.

INVENTORS. We will develop, help sell your idea or invention, patented or unpatented. Our national manufacturer clients are urgently seeking new items for outright cash sale or royalties. Financial assistance available. 10 years proven performance. For free information, write Dept. 41, Wall Street Invention Brokerage, 79 Wall Street, New York 5, N.Y.

STAMPS

TOPS! Free illustrated booklet "How To Collect Coins." Approvals. Littleton Coin Co., Littleton E12, N. H.

CLASSIFIED ADVERTISING ORDER FORM

Please refer to heading on first page of this section for complete data concerning terms, frequency discounts, closing dates, etc.

1	2	3	4	5
6	7	8	9	10
11	12	13	14	15
16	17	18	19	20
21	22	23	24	25
26	27	28	29	30
31	32	33	34	35

_____ Words { @ 45¢ (Reader Rate) } = \$ _____
 { @ 75¢ (Commercial Rate) }

Insert _____ time(s) Total Enclosed \$ _____

NAME _____

ADDRESS _____

CITY _____ ZONE _____ STATE _____

Signature _____

WORD COUNT: Include name and address. Name of city (Des Moines) or of state (New York) counts as one word each. Zone or Zip Code numbers not counted. (Publisher reserves right to omit Zip Code if space does not permit.) Count each abbreviation, initial, single figure or group of figures or letters as a word. Symbols such as 35mm, COD, PO, AC, etc., count as one word. Hyphenated words count as two words.

PC-864

HISTORY In The Making Issues! 65 different U.S. stamps, including Airmails, Special Delivery, Postage Dues. High Denominations, etc., some over 75 years old! Only 10¢ with approvals. Offer to adults only. Littleton Stamp Co., Littleton B12, N. H.

U.S. STAMPS Plus Complete U.S. Catalog. All for 10¢—Four sensational offers in one: 1. Genuine centennial postage stamp, picturing first U.S.A. (issued 117 years ago!) 2. Valuable collection all-different U.S.—Ancient 19th Century, \$1.00 stamp, etc. 3. Collection beautiful commemoratives: American Revolution, Wild West, 1893 Columbian, many others. 4. Collector's Guide; exciting stamp offers for your inspection; Big new U.S. Bargain Catalog. Send only 10¢. Act Now! H. E. Harris, Dept. C-597, Boston 17, Mass.

500 FINE mixed U.S. 15¢. Wright, Box 753-X, Hagerstown, Maryland.

1000 STAMPS \$125, Send 25cts Refundable. M. Davis, 6845 Craig, Forth Worth, Texas.

GOVERNMENT SURPLUS

JEEPS \$64.50, boats \$6.18, typewriters \$4.15, airplanes, electronics equipment, thousands more in your area, typically at up to 98% savings. Complete directory plus sample Surplus Marketletter \$1.00. Surplus Service, Box 820-J, Holland, Michigan.

"GOVERNMENT SELLS".—Surplus Electronics; Oscilloscopes; Transceivers; Test Equipment; Radar; Walkie-Talkies; Boats; Jeeps; Aircrafts; Misc.—Send For—"U.S. Depot Directory-Procedure"—\$1.00—Service, Box 425 (ZE), Nanuet, N.Y.

CONVERT Inexpensive Surplus BC-659 to CB. Step by step plans \$2.00. Jay's CB Service, P.O. Box 173, Citrus Heights, Calif. 95610.

JEEPS—\$62.50, Transmitters—\$6.18, Typewriters—\$4.15, Walkie-Talkies, Oscilloscopes, Multimeters. Typical Surplus Prices. Exciting Details Free. Enterprises, Box 402-B7, Jamaica 30, N.Y.

REAL ESTATE

FREE! Big 152-page CATALOG! Top values coast to coast, 25 states! Farms, Ranches, Homes, Businesses, Water-front, Recreation, Retirement properties. UNITED FARM AGENCY, 612-B West 47th St., Kansas City, Mo. 64112. PLaza 3-4212.

PHOTOGRAPHY—FILM, EQUIPMENT, SERVICES

MEDICAL Film—Adults Only—"Childbirth"—1 reel 8mm. \$7.50—16mm \$14.95. International-E, Greenvale, L.I., New York.

SCIENCE Bargains—Request Free Giant Catalog "CJ"—148 pages—Astronomical Telescopes, Microscopes, Lenses, Binoculars, Kits, Parts. War surplus bargains. Edmund Scientific Co., Barrington, New Jersey.

IF you want sales results, these columns are for you. For details concerning classified ads write Martin Lincoln, Popular Electronics, 1 Park Ave., N.Y., N.Y. 10016.

BUSINESS OPPORTUNITIES

INVESTIGATE Accidents—Earn \$750 to \$1,000 monthly. Men urgently needed. Car furnished. Business expenses paid. No selling. no college education necessary. Pick own job location. Investigate full time. Or earn \$6.44 hour spare time. Write for Free Literature. No obligation. Universal, CZ-8, 6801 Hillcrest, Dallas 5, Texas.

BUY Direct from factories. Appliances, cameras, watches! Free details! Cam Co., 436 PE Bloomfield Ave., Verona, N. J.

VENDING Machines—No Selling. Operate a route of coin machines and earn amazing profits. 32-page catalog free. Parkway Machine Corporation, 715PE Ensor Street, Baltimore 2, Md.

ELECTROPLATING Equipment and supplies. All types for home workshops and industrial. Send \$1.00 (refundable) for equipment guide, formulas, operating data, catalog. HBS Equipment Division 90, 3445 Union Pacific Ave., Los Angeles 23, California.

I MADE \$40,000.00 Year by Mailorder! Helped others make money! Start with \$10.00—Free Proof. Torrey, Box 3566-N, Oklahoma City 6, Oklahoma.

EARN \$2.50 hour assembling our small Lures and Flies for stores. Write: Lures, Lake Village 14, Arkansas.

SELL HiFi Components—As distributors handling all major brands of HiFi components, we can now offer dealerships to aggressive people who can sell full or part time. Knox Electronic, Dept. 564, Galesburg, Ill. 61401.

CASH PROFITS DAILY! Mail letters offering genuine merchandise. Receive \$10 with every order—keep \$8 profit. Orders drop-shipped. Full-spare time. Details free. Modern Merchandising, P.O. Box 357, Oceanside, N.Y.

AMAZING MAIL ORDER PROFITS using proven methods. Research, 3207-H Southern Hills, Springfield, Mo. 65804.

HOW AND WHERE to Raise Capital. Details Free. Financial, Box 785-H, Springfield, Mo. 65801.

SELL CB Equipment—Dealerships available to aggressive people who can sell Citizens Band Radio full or part time. Knox Electronic, Dept. 584, Galesburg, Ill. 61401.

FREE "Franchise Profit Letter" sent to ambitious men who want to operate their own business. Describes wide range of opportunities in expanding franchise field. Write today. National Franchise Reports, PE-528, 333 North Michigan, Chicago 60601.

FREE Book "990 Successful, Little-Known Businesses." Work home! Plymouth-717H, Brooklyn 4, New York.

"HOW To Establish Your Own Successful Mail Order Business," new information packed, 24 page booklet free, Direct Mail Guides, Inc., PE-C8, 4227 Herschel Bldg., Dallas, Texas.

PIANO Tuning learned quickly at home. Tremendous field! Musical knowledge unnecessary. Information free. Empire School of Piano Tuning. Dept. PE, Box 327, Shennadoh Station, Miami, Florida 33145. (Founded 1935.)

IMPROVE YOUR BUSINESS OPPORTUNITIES by advertising in the CLASSIFIED MARKET PLACE. Our monthly readership of more than 400,000 electronics hobbyists assures you of success—and the low cost of just 75¢ a word requires only a minimum investment. POPULAR ELECTRONICS' CLASSIFIED MARKET PLACE is growing, and you can grow along with us by placing your ad in the next available issue. Send your advertising copy and remittance today to: Martin Lincoln, Classified Advertising Manager, POPULAR ELECTRONICS, One Park Avenue, New York, New York 10016.

MUSIC

SWISS Musical Movements. Electrical, Mechanical. Spielman, 131 West 42nd, N.Y. 10036.

SONGPOEMS Wanted! Collaborate with professional songwriters equally. Share royalties. Songwriters Contact, 1619-K Broadway, New York 19.

COINS

FORTUNES being made. Ordinary coins. Book tells all. Postcard brings information. Stacey. 9212 Judith Court S.W., Tacoma, Washington.

EMPLOYMENT INFORMATION

FOREIGN Employment. Construction, other work projects. Good paying overseas jobs with extras, travel expenses. Write only: Foreign Service Bureau, Dept. D, Bradenton Beach, Florida.

EMPLOYMENT Resumes. Get a better job & earn more! Send only \$2.00 for expert, complete Resume Writing Instructions. J. Ross, 80-34 Kent St., Jamaica 32, N.Y., Dept. PE.

FLORIDA ELECTRONICS, JOBS WAITING, Directory Listing All Florida Electronics, Aircraft, Missile, Scientific Instrument Industries, Firms, Addresses. \$1.00 (\$1.25 AirMail). RESUMES, IBM Copied, PHOTOGRAPH OPTIONAL, Free Sample. Bay Research, Box 818, Dept. PE, Palm Bay, Fla.

FLORIDA! Bahamas! 500 Listings daily. We can Place you. No fee. \$1.00 for full details. Gold Coast Employment Service, P.O. Box 4473, Miami Beach 41, Fla.

RESUMES, Reports, Information, Advice! Our readers are keenly interested in learning about the service YOU offer in the Employment Information field. You can reach over 400,000 alert readers each month by placing your classified advertising in these columns. Cost is low (just 75¢ a word), and results will be gratifying. Use the order form printed in this section to send copy today with your payment to: Martin Lincoln, POPULAR ELECTRONICS, One Park Avenue, New York, New York 10016.

MISCELLANEOUS

HYPNOTIZE UNNOTICED! PATENTED new hand device makes you a Hypnotist first day or refund! Hypnotist's Handbook included! \$2.00. Hypnosis Foundation, Box 487, La Mesa 9, California.

NEW Vortex theory for atoms and elementary particles as a unique and satisfactory structural explanation for the entire Periodic Table. Nuclear theory scrutinized and rejected. 1963 edition. 25¢ postpaid. C. F. Krafft, 4809 Columbia Road, Annandale, Virginia, 22003.

SPANKEE! New Fashioned Shingle! With old Fashion Results! \$1.00 prepaid. Spankee!, Box 466, Salem, Mass.

BUSINESS CARDS \$3.95. Rubber Stamps \$1.00. List Free. Alco, Box 244-Z, Urbana, Ill.

ORGANIZE National Electronic Experimenters Assn. Many advantages. Beautiful automobile decal, certificate, 1964-65 membership card and comprehensive information. Mail \$1.00 to: Association Councilors, 3675 Centinella, Mar-Vista, Calif. 90066.

BEER, Liquors, Wines! Strong Formulas! Manual, \$2.00. (Supplies, Hydrometers, Barrels, Saccharometers, Prices Included.) Research Enterprises, 29-D Samoset Rd., Woburn, Mass.

"WINEMAKING," BEER, Ale." Strongest methods. Illustrated. \$2.20. (Supplies, Hydrometer Headquarters.) Eaton Company, 543-V, Hopland, Calif.

STAMMER—Stutter—No More. (Dr. Young.) Write: Gauthco, Box 9309-E8, Chicago 90.

LET our more than 400,000 monthly readers learn of the advantages of doing their substantial mail order business with YOU! Your classified advertisement in the CLASSIFIED MARKET PLACE will cost little—only 75¢ per word—but you will be more than satisfied with the results achieved. New type style makes YOUR advertisement easier to read (thereby allowing you more exposure)—and you may run extra words in all capital letters for just 10¢ a word additional. The next available issue is October, and your payment and copy should be received by August 5th to insure insertion. Use the handy order coupon found in this section and send today to: Martin Lincoln, Classified Advertising Manager, POPULAR ELECTRONICS, 1 Park Ave., New York, N.Y. 10016.

POPULAR ELECTRONICS

August 1964

ADVERTISERS INDEX

READER SERVICE NO.	ADVERTISER	PAGE NO.
1	Allied Radio	17/18
	American Institute of Engineering & Technology	105
2	Antenna Specialists Co., The	31
42	B&K/Mark	22
3	Bailey Institute of Technology	26
4	Browning Laboratories, Inc.	101
5	Cadre Industries Corp.	10
	Capitol Radio Engineering Institute, The	13
	Cleveland Institute of Electronics	21
6	Columbia Products Company	16
37	Cornell Electronics Co.	98
7	Cousino Electronics Corp.	30
	Coyne Electronics Institute	100
	DeVry Technical Institute	5
	Digication Electronics	105
8	EICO Electronic Instrument Co., Inc.	40
9	Eastman Kodak Company	87
10	Electro-Voice, Inc.	FOURTH COVER
11	GC Electronics Co.	38
36	Gavin Instruments Co.	38
12	Hallicrafters	35
13	Hammarlund Manufacturing Company	23
14	Heath Company	89, 91
40	Hy-Gain Antenna Products Corp.	4
15	International Crystal Manufacturing Co., Inc.	27
16	Johnson Company, E. F.	THIRD COVER
17	Kuhr Electronics Inc.	34
18	Lafayette Radio Electronics	95
19	Milwaukee School of Engineering	32
20	Mosley Electronics Inc.	39
21	Multi-Elmac Company	105
22	Nation-Wide Tube Co.	90
	National Radio Institute	SECOND COVER
	National Technical Schools	9
	Northridge College of Science & Engineering	100
23	Olson Electronics Incorporated	12
24	Pearee-Simpson, Inc.	20
25	Polytronics Laboratories Inc.	1
26	Progressive "Edu-Kits" Inc.	28
27	RCA Electronic Components and Devices	3
	RCA Institutes, Inc.	11
	Rad-Tel Tube Co.	114
39	RaeCo., Inc.	34
38	Regecy Electronics, Inc.	7
28	Sams & Co., Inc., Howard W.	8
29	Shur Brothers, Inc.	14
30	Sonar Radio Corporation	97
31	Texas Crystals	30
32	Tram Electronics, Inc.	29
	Tri-State College	100
33	Turner Microphone Company, The	37
41	University Loudspeakers, Inc.	19
	Valparaiso Technical Institute	105
34	Weller Electric Corp.	6
35	Xcelite, Inc.	36

CLASSIFIED ADVERTISING 108, 109, 110, 111, 112, 113



BECKENGER®

FREE

Send for full details on
the nation's most popular
Citizens Radio line!


TO:

E. F. JOHNSON COMPANY

2443 TENTH AVENUE S. W.

WASECA, MINNESOTA

PLACE
4¢
STAMP
HERE



*Manufacturers of the world's most widely used personal
communications transmitters*

Two popular Johnson accessories that will increase the performance and flexibility of your system!

"TONE ALERT" SELECTIVE CALLING SYSTEM



Plugs into the "Messenger Two"—easily attached to "Messenger" or other CB transceivers! Mutes speakers on your units until one calls another—then automatically, your stations hear audio note and indicator light flashes "on", remaining lighted until call is answered.

Cat. No. 250-810 . . . For 6 V Filament Circuits . . . \$59.95
Cat. No. 250-811 . . . For 12 V Filament Circuits . . . Net

"ELIMINOISE" IGNITION SHIELDING KIT

Break the strangle hold ignition noise puts on two-way communications! NOT A SUPPRESSION KIT—but a complete ignition shielding kit to control both radiated and conducted interference. Easy to install—utilizes shielding techniques and materials used in "customized" systems by police, taxi and other operators of two-way radio equipped fleets.



Cat. No. 250-821-1 6 Cylinder Kit . . \$29.95 Net
Cat. No. 250-821-2 8 Cylinder Kit . . \$38.50 Net

*the nation's most popular CB equipment line**

*Rated BEST by Distributor Salesmen in National Survey



E. F. JOHNSON COMPANY

2443 Tenth Ave. S.W. • Waseca, Minnesota

MAIL COUPON TODAY

Send for full-color brochure or see your Dealer/Distributor and ask for a demonstration!

INDUSTRIAL RADIO, AMATEUR RADIO, AND RADIO PAGING, TOO!

In addition to the CB equipment described, the E. F. Johnson Co. also manufactures Industrial Radio, Amateur Radio, Radio Paging Equipment. For information, check coupon below.



Please rush me the following literature:

- 20 Page Booklet "All About Two-Way Radio"
- 4-Color Literature, "Messenger" Citizens Radio Equipment
- 4-Color Literature, "Messenger" Industrial Radio Equipment
- Descriptive Literature, "Messenger" Selective Radio Paging
- 28-Page, detail packed Amateur Equipment Catalog

I am assigned Amateur Radio License _____ I am assigned Citizens Radio License _____ I am assigned Industrial Radio License _____

I plan to apply for: Amateur Radio License Industrial Radio License.
 Citizens Band License

NAME _____
 ADDRESS _____
 CITY _____ ZONE _____ STATE _____

Manufacturers of the world's most widely used personal communications transmitters

In any
CB application
 you'll outperform
 'em all with a...

MESSENGER®



More than
 Citizens Radio...
everything for
 a completely
 integrated
 system!



**1½ watt and 100 milliwatt
 "Personal Messengers"**


Superbly engineered
 —so compact they fit
 in your hand—so flex-
 ible and easy to oper-
 ate they can be used
 in thousands of differ-
 ent applications!

Rugged and reliable—11 transistors,
 4 diodes. Twice the sensitivity and
 40% more range than similar units
 with conventional circuitry—more
 output than similar units with same
 rated inputs! 1½ watt offers plenty
 of punch and excellent range for
 Citizens Band . . . 100 milliwatt
 model is an outstanding performer
 for unlicensed use.

Cat. No. 242-101 . . . **\$109⁵⁰**
 100 Milliwatts **Net**

Cat. No. 242-102 . . . **\$129⁵⁰**
 1½ Watts **Net**

Base Station or Mobile—choose one of these winners!



Known for their penetrating signal and
 faithful voice reproduction, both the
 "Messenger" and the "Messenger Two"
 have the high efficiency design that
 makes full use of maximum allowable
 legal power! Excellent receiver sensitivity
 and selectivity—Automatic Volume Con-
 trol circuit prevents distortion at close
 range—positive acting "Squelch" control
 lets you set receiver threshold at best
 possible point under varying operating
 conditions. 5 crystal controlled channels
 on the "Messenger" and 10 crystal con-
 trolled channels plus tunable receiver on
 the "Messenger Two". Just 5½" high,
 7" wide, and 11¾" deep—easy to install anywhere. Equipped
 with crystals for one channel and push-to-talk microphone

Cat. No. 242-127 . . . "Messenger" 115 VAC/6 VDC . . . **\$114⁹⁵**
 Cat. No. 242-128 . . . "Messenger" 115 VAC/12 VDC . . . **Net**

Cat. No. 242-162 . . . "Messenger Two" 115 VAC/6 VDC **\$169⁹⁵**
 Cat. No. 242-163 . . . "Messenger Two" 115 VAC/12 VDC **Net**

"MESSENGER III"



Portable Field Pack delivers the punch
 of a mobile unit!

Everything you've ever wanted in a CB transceiver!

Up-to-the-minute in engineering, 11 channels, 18 transistors and
 9 diodes! Tiny, all transistor, it's really quiet, really hot! Inter-
 changeable for base or mobile—use it as a full 5-watt battery
 powered portable pack set or 3-watt PA system. Double conversion
 receiver with high 1st IF provides excellent spurious and image
 rejection. Set-and-forget "Volume" and "Squelch" controls let
 you work "close-in" or at extended range with initial settings.
 With crystals for one channel, dynamic microphone with coiled
 cord and push-to-talk bar. Accessories available for selective call-
 ing, portable field pack, or public address use!

Cat. No. 242-150 . . . 12 Volts DC "Messenger III" . . . **\$189⁹⁵**
Net

Cat. No. 250-823 . . . 117 Volt AC Power Supply . . . **\$29⁹⁵**
Net

Life of the party...

NEW E-V
SONOCASTER™
Indoor/Outdoor
High Fidelity Speaker

At last an outdoor speaker with full-sized sound, yet so small and light it goes anywhere—connects to any portable radio, TV, console or component high-fidelity system!

Use the new E-V Sonocaster at the pool, on the patio, by the barbecue, or at your next beach party or picnic for the finest sound you've ever heard from any portable!

The Sonocaster boasts such true component quality features as an 8-inch die-cast speaker frame, high compliance cone suspension, long-throw voice coil and efficient ceramic magnet. And everything is weather-proof—including the finish. No rusting, fading, or peeling —attractive Dune Beige color is molded into the unbreakable plastic housing forever!

It costs no more than \$36.00 to add the new E-V Sonocaster to your outdoor living. Or use it the year-round in your recreation room. Set it down or hang it on its wall bracket, as you wish. Pick up a Sonocaster (or a pair for stereo) at your E-V hi-fi showroom today!

SPECIFICATIONS: Frequency Response, 70-13,000 cps; Impedance, 8 ohms; Peak Power Handling, 30 Watts; Dispersion, 120°; Dimensions, 16½ in. H., 17 in. W., 5¼ in. D.; Net Weight 8 lbs.

ELECTRO-VOICE, INC.

Dept. 844P, Buchanan, Michigan 49107

Electro-Voice®
SETTING NEW STANDARDS IN SOUND