

**WIN!** MK Trilogy & Blast Corps Carts!

# Nintendo®

## MAGAZINE SYSTEM



# BLAST CORPS!

**\$4.95**



**JULY '97  
ISSUE #52**

**MORTAL KOMBAT TRILOGY • MOLE MANIA • MARIO 64  
CONTROLLER PAKS • MARIO KART 64 • PILOT WINGS 64 •  
SNES & GB PREVIEWS • INTERNATIONAL SUPER SOCCER**

**• AUSTRALIA'S ONLY OFFICIAL NINTENDO MAGAZINE •**

(NZ\$6.95 incl. GST)  
PRINT POST APPROVED  
PP255003/00941



# up front.

**Publisher**  
John Fletcher

**Editor**  
Willy Adam

**Deputy Editor**  
Natalie MacKenzie-Ross

**Staff Writers/Contributors**  
Will Robinson, Louise Lawler,  
Steve Orange, Alan Beard,  
Firenze Matricardi, Rob Griffith

**Designers**  
Lee Jones, Sue Clark

**Reprographics**  
John Marley, Harry Makings

**Administration**  
Becky Hornsby, Shelley McCarthy

**Advertising Sales**  
J. Fletcher  
PO Box 734, Crow's Nest,  
NSW 2065

**Distribution**  
NDD, Sydney, NSW 2015.

**Nintendo Magazine System**  
is published by Catalyst Publishing,  
Level 28, Rialto 525 Collins Street,  
Melbourne, Vic 3000.  
Phone: 1800 819976

**Subscriptions** are available for \$54.45 for  
12 issues (AUS\$60 for New Zealand readers).  
Send a cheque or money order made out to  
Nintendo Magazine System to:  
NMS Subscriptions, NDD, PO Box 199,  
Alexandria NSW 2015. Or you can call  
(02) 353 0751 and order by credit card.  
Please allow four weeks for delivery.


© 1997 Nintendo Co., Ltd.  
**Catalyst Publishing**  
All Rights Reserved.

Nintendo Co., Ltd. are the owners of the  
copyright in certain of the characters, artwork,  
logos, scripts, trademarks and representations  
used in this publication.

NINTENDO, NINTENDO ENTERTAINMENT  
SYSTEM, NES, GAME BOY, SUPER NINTENDO  
ENTERTAINMENT SYSTEM, VIRTUAL BOY, VB,  
NINTENDO 64, N64, SUPER NES, and SUPER  
NES SUPER SCOPE are trademarks of Nintendo  
Co., Ltd.

## COMPETITIONS TERMS AND CONDITIONS

Competitions in this magazine are promoted by  
Catalyst Publishing, Level 28, Rialto 525 Collins  
Street, Melbourne, Vic 3000. Entry is open to  
residents of Australia & New Zealand with the  
exception of officers or employees (including  
immediate families) of the promoter, its  
advertising, sales promotion agency and printers.  
Entries close by the end of the working day Friday  
1st August 1997 unless otherwise stated. The  
winning names will be printed in a future issue of  
Nintendo Magazine System. Prizes are not  
transferable nor are they redeemable in cash. The  
judges decisions are final and no correspondence  
will be entered into. Information on how to enter  
forms part of these conditions of entry. Each contest  
is a game of skill, not chance, and, as such all  
entries will be judged on merit.



## News ..... 4

Happenings happen here!  
As it happens!

## Volcano ..... 8

Feel the Earth move beneath  
your feet, and catch some  
seismic prizes!

## Winning Ways! ..... 10

We've copies of Blast Corps  
64, Controller Paks, and  
Mortal Kombat Trilogy 64 to  
give away!

## Memories are ..... 12 made of this

Controller Paks get a good  
looking over.

## International ..... 14 Superstar Soccer

Konami's football monster  
has its bladder blown up in  
this preview.


## SNES/GB ..... 16 Previews

Prehistorik Man, Aladdin, The  
Jungle Book, Lion King,  
Mickey's Magical Quest,  
Alleyway and Solar Striker!  
A Sneak Peek but there's  
more to follow!

## Mario Kart 64 ..... 37 Playguide

Get into the drivin' seat!  
The second and final part of  
tips for the dirtiest racing  
game on the N64.

## BLAST CORPS



## MK TRILOGY



Butt-kicking  
was never  
like this!



## Super Mario 64 ... 42 Playguide

A galaxy of stars in the  
mountains and islands.

## PilotWings 64 ..... 48 Playguide

Hoppers, balls and a wing  
and a prayer.





## Changes Coming...

Oh God!, Not that! We're always pleased to give those complainers another reason to moan, and while you won't find too much to hoot about in this issue a couple of tweaks herald a shock tactic that'll rattle your drawers in a couple of months.

All we've done here is move **Write Off!** just a bit, a convenience actually as Skull has decided his creaking bones need their annual oiling. But we're plotting bigger things for the month of September, so prepare yourselves over the next two months, you're gonna need more time in your day for your NMS!

## Classic Onslaught

Less worrying is the re-appearance, (after a drought of too many months), of a good number of SNES and Game Boy titles. A whole heap of Disney and other games are poised for release on the SNES, and the just-as-good news for Game Boy players is that Mole Mania and two Classic dodge 'n' shoot titles are also out to add to your collections.

## What About Us?

No we didn't forget the N64 either. We take a deep peek at Controller Paks, a look ahead at some stormin' titles, and head ever-closer to nights when you can all sleep soundly with our playguides.

## Winning 'Em Over

We've full reviews of Blast Corps and MK Trilogy and some of you can find out what that're really like FOR FREE in yet more fab compos!

# 20

You can burn down your old school, take a torch to the town hall - but don't let the Nuke catch up!

# 26

## GAME BOY

# 30

## MOLE MANIA

Bloody farmers - they're up to no good you know!

## THANK YOU VERY MUCH...

David Yarnton, Greg Arthurton and Janine Baird at Nintendo Australia and Beth Llewellyn at NOA; Erin Shems at Midway; Dave Dienstbier at Iguana Entertainment; Tim Anderson at Madman and Jonathan Alley at Siren; Julian White & Edward Fong at GTi; Simon Farmer at Rare; Michelle Kish at 20th Century Fox; Helen Taylor at Polygram; Rachel Michaelanney at Mattel; Barry Hatch at Gremlin Interactive; Dale Scott at Mainstream Interactive; Peter Larsen at EA and Richard Malka at Hi-Tech.

## Anime Action ..... 52

Enzo's in heaven again with Gaiarth and 3x3 Eyes giveaways!



## Les's Mailbag ..... 54

Soap dominates, but he's open to offers.

## Skull's ..... 56

### Graveyard

Less is more. Les is a moron.

## Write off! ..... 56

A new place for rattling cages in.

## Nun the Wiser ..... 58

Tip of the iceberg to ye Mary!

## Game Gurus ..... 60

Help is just a call away. The Gurus take a look at Super Mario 64 and Shadows of the Empire.

## Swap & Sell ..... 62

Some of the ins and outs of gaming.





# NIN



## NINTENDO NEWS NETWORK

### D-D-DELAYED BUT ZELDA'S STILL ON TIME

Last time we reported on the 64DD, Nintendo's all-saving, upgrading, modem-related peripheral, we told you 'early to mid 1998' as an earliest date for release over here. Well the latest news has it that, due principally to software developments being slower than hoped for, the 64DD won't now be released in Japan until March 1998 at the earliest, although glimpses are anticipated at the E3 consumer electronics show in Atlanta, America.

Titles talked about for release on the 64DD include Earthbound 64 (Mother 3), which will be fully DD compatible, and Mario Paint 64, but not the Legend of Zelda 64, which will sell as a non-64DD version late this year, then follow up with a 64DD version during 1998. As with the delayed launch of the N64 itself, Nintendo's main concern is to get the quality of both software and hardware just right before opening up to the public. If anything dares to show itself at E3 we'll bring you the latest news and pictures hot foot from the States.



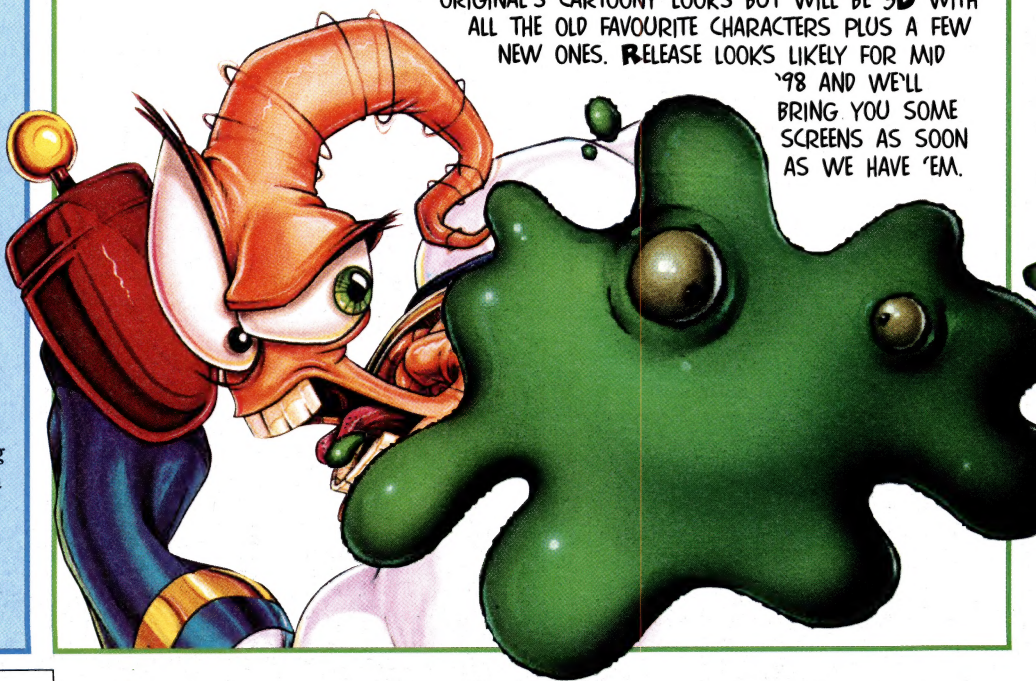
The clock keeps on ticking but it could be a fair wait for the 64DD.

### RUMBLE IN THE JUNGLE

The latest we have on the mysterious Rumble Pak, the tiny add-on that shakes your bones into a frenzy at crucial moments in your gaming, is that it will sell separately in the US, and will retail at about US\$20. This is in addition to its inclusion with StarFox 64, as the number of games programmed to include a physical buzz increases. The current list goes something like: StarFox 64, San Francisco Rush, Clay Fighter 63 1/3, Extreme G, Legend of Zelda 64, Sonic Wings Assault, Wayne Gretzky's 3D Hockey 2, Kirby's Air Ride and Metroid 64. The additional buzz is timed to coincide with action moments in the gameplay, such as crashing, punches and similar moving experiences. Inside the Rumble Pak a small rotating wheel causes the vibrations while the speed of rotation, determined by the game's programming, causes variable amounts of rumble in your hands.

### INVERTEBRATE FOR INTERPLAY

EARTHWORM JIM IS COMING TO THE N64! INTERPLAY HAS RECEIVED THE JOB OF PUTTING TOGETHER EWJ3 FOR SHINY ENTERTAINMENT. THE GAME WILL APPEAR ON THE N64, PLAYSTATION AND PC. SCOTTISH DEVELOPER VIZ WILL BE INVOLVED IN PRODUCING THE GAME AND DAVE PERRY AND DOUG TENAPEL WHO CREATED THE WACKY WORM HAVE GIVEN THE PROJECT THEIR BLESSING. THE GAME WILL KEEP THE ORIGINAL'S CARTOONY LOOKS BUT WILL BE 3D WITH ALL THE OLD FAVOURITE CHARACTERS PLUS A FEW NEW ONES. RELEASE LOOKS LIKELY FOR MID '98 AND WE'LL BRING YOU SOME SCREENS AS SOON AS WE HAVE 'EM.





NINTENDO<sup>64</sup>



"It's the best  
thing I've  
ever seen."

-GOD

Now


**\$299** RRP

"OK, OK. Now this  
is the best thing  
I've ever seen."

-GOD

64 bits for \$299. That's just \$4.64 per bit for 3D fully rendered worlds, 1 to 4 player capability and complete 360° freedom from the only hand controller with an analogue joystick. It's also 3 times more powerful than any other system on the shelf. Nintendo 64 is the greatest system in this solar system and it's now just \$299.


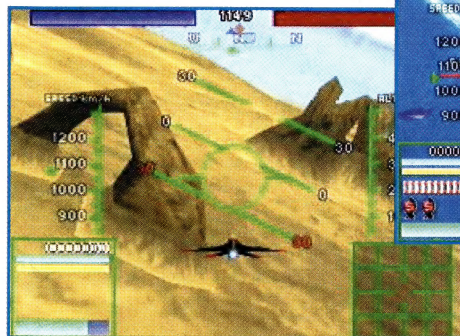
NINTENDO<sup>64</sup>





## AIRBORNE ASSAULT

Paradigm's Sonic Wings Assault (called Aero Fighters Assault in the US) will be released this month in Japan and will reach the US towards the end of the year. Paradigm are famous for their aircraft simulations and Sonic Wings looks like it might be even better than Pilotwings 64, which Paradigm also developed. The scenario lets you pilot a choice of fighters against an alien invasion force. The game will also be Rumble Pak compatible and so you'll really feel the impact of a bogie shooting up your tail. Feast your eyes on these screen shots while you wait.




Various ways of getting airborne!

## SUPER GAME BOY


Titus's Superman has to be one of the best looking Game Boy titles to date. It features finely rendered 3D objects, shading and a range of landscapes. The action is a mix of fighting, chasing and rescuing, and the game's based on the animated series rather than Lois and Clark, and Lex Luthor and Darkseid are sure to appear. The game is still being worked and there is no news of a release date yet.

Meanwhile the US release dates for Superman 64 and Lamborghini 64 have been confirmed by Titus. Lamborghini should leave the grid in September and Superman should be nipping into the phonebox by November. We're pressing them for Australian release dates and we'll let you know.



## SIMNEWS

Maxis, the developer of the SimCity series, is developing its first N64 title. SimCopter was released on PC earlier this year in the US and received mixed reviews. The gameplay is similar to other Sim titles and on the 64 version players will fly around 30 different cities saving lives, catching thieves and generally being a bit of a boy scout. The game will combine real time flying action with management features like budgeting, although Maxis couldn't confirm whether the game would be a straight conversion of the PC title or would include new features. These shots of the PC game give a good idea of what the N64 game may be like. No release date as yet but we'll keep you posted.



These are from the PC version, but watch out for the low-flying N64 game.

## MORE ADD-ONS FOR N64

Now that the N64's established itself as the best and most powerful games console ever, a rake of peripherals has begun to appear to plug in to make your playing time more complete. A range of products is now available, including steering wheels, foot pedals, joypads, and memory cards of various sizes. Very little is Nintendo approved, and quality seems to vary from excellent to highly questionable. We'll try to get together enough bits and pieces to give you a full low-down on some of the best and worst in a future issue.

## EVIL RUMOURS

Japanese magazine Dengeki Nintendo 64 has featured an interview with Yoshiaki Okamoto of Capcom in which he claims to be considering an N64 version of the PlayStation hit Resident Evil. When asked about N64 development he said, "We are researching the possibility of putting Resident Evil... on a 128 megabit cartridge." The game may feature a ninja house full of booby traps, hidden rooms and ninja magic. Okamoto stressed that the game was only being thought about at the moment and wasn't actively being developed by Capcom. However Okamoto is responsible for some of Capcom's biggest hits, Street Fighter, Dark Stalkers and Resident Evil itself, if he does get his way it would be quite a breakthrough for the N64 to get such a high profile PlayStation title.

## COMING NEXT MONTH!

Prepare yourselves!  
Our Turok: Dinosaur Hunter  
Playguide begins its attack.

We'll be giving  
away 6 carts  
to some  
lucky hunters  
too!

**Nintendo**  
MAGAZINE SYSTEM

August Issue  
on sale July  
31st.





# GET OFF YER BENCH!

**KONAMI**

**INTERNATIONAL SUPERSTAR SOCCER 64**

**KONAMI**

**KONAMI**

**KONAMI**

**NINTENDO 64**

Designed For N64 Controller Pak™

**NINTENDO 64**

Designed For N64 Controller Pak™

**NINTENDO 64**

Designed For N64 Controller Pak™

1-4 Player/Alternating

Original Nintendo Seal of Quality

LICENCED BY **Nintendo**

**PAL VERSION**

**MAJOR PRODUCTION**

**KONAMI**  
SPORTS SERIES

DISTRIBUTED BY

**Hi-TECH**  
GAMES CENTRE

(03) 9434-4072

AVAILABLE FROM THESE FINE STORES:

**EB**  
electronics  
boutique  
NEW SOUTH WALES

**CAPITAL**  
GAMES CENTRE  
(03) 9794-0900

**THE GAMESMEN**  
Computers • Home Business Educational  
(02) 9580-9888


**Target.**

**TOYS R US**

International Superstar Soccer 64 ©Konami. All Rights Reserved. Distributed by Hi-Tech Game Centre under license from Konami Inc. Nintendo 64 and the 3-D "N" logo are trademarks of Nintendo of America Inc. All other trademarks are the property of their respective companies.



# VOLCANO



## If you can't stand the heat...

Los Angeles – the entertainment capital of the world. Glitz, glamour, sun, sea and more than its fair share of natural disasters and now the City of Angels is about to face its biggest challenge yet.



While the rich and beautiful go about their daily business in downtown LA, an earth-shattering volcano is poised to sweep across the city wiping out everything in its path. The city is completely unprepared and widespread panic threatens to hamper the rescue work co-ordinated by City Emergency Chief Mike Roark and his crew. Roark (played by Oscar winner Tommy Lee Jones) is helped in his battle against the lava by seismologist Dr Amy Barnes (Anne Heche) and together they struggle to evacuate the city, rescue survivors and save LA from its worst nightmare.

Also battling to survive is Chief Roark's teenage daughter Kelly (played by 15 year old Gaby Hoffman). Gaby's no stranger to natural disasters though because her family was caught up in the major Californian earthquake in 1994 even though Gaby spent most of the time "screaming and screaming through all the aftershocks"!

Like most action films these days, Volcano has plenty of jaw-dropping special effects designed by Visual FX Supervisor Mat Beck who's put his talents to work on Strange Days, The Nutty Professor and The X-Files. Cutting edge effects technology has been used to make the steaming lava and volcanic eruptions look as realistic as possible, right down to the heat haze and clouds of ash. Believe us, you'll feel like you're there!

The film was released here last month (rated M) and it's still going strong in cinemas around the country. If you've not seen it yet then now's the time to go along because we reckon it's a great action-disaster movie with some stunning special effects. Don't forget your asbestos pants though! If you're too tight to buy your own tickets then you can always enter our excellent Volcano competition. Just answer the three questions below, fill them in on the form (along with your name and address details) then stick it in an envelope to us and you could be one of our five prize winners.

## VOLCANO COMP

Twentieth Century Fox and Hoyt's Cinemas have let us have some great prizes to give away but if you want to be a winner you'll have to be quick because the closing date for this comp is **Friday July 18th**. So get moving! Each winner will get themselves a great Volcano movie poster and a double in-season movie pass. As well as these goodies you'll each get an excellent heat sensitive mug that changes colour when you pour hot liquids into it! So answer the questions now and get your entry off to us as soon as you can.

1) a ☐ b ☐ c ☐ 2) a ☐ b ☐ c ☐ 3) a ☐ b ☐ c ☐

Name \_\_\_\_\_ Age \_\_\_\_\_

Address \_\_\_\_\_

Town/City \_\_\_\_\_ State \_\_\_\_\_

Postcode \_\_\_\_\_ Phone \_\_\_\_\_

Send to:

Volcano Comp, NMS, PO Box 734, Crow's Nest, NSW 2065.  
email: [catalyst@popmail.dircon.co.uk](mailto:catalyst@popmail.dircon.co.uk)



## QUESTIONS

1. Who plays City Emergency Chief Mike Roark?


- a. Tommy Lee Jones
- b. Tom Jones
- c. Mat Beck.

2. Which American city is under threat in Volcano?

- a. New York
- b. Los Angeles
- c. Chicago.

3. What's the name of Chief Roark's daughter?

- a. Tina
- b. Kelly
- c. Amy.





NINTENDO 64



# FIFA 64

## *Capture the emotion of real football!*



- Total control over player movements, distance, power and direction of shots
- Real-time rendered, smoothed 3-D polygonal players
- Real-time Picture-in-Picture with eight individual camera views



- Commentary from John Motson, introduced by Des Lynam with summaries from Andy Gray
- Motion Captured, MotionBlended™ player animations from David Ginola
- Auto-replay capability.




**EA**  
**SPORTS**  
IF IT'S IN THE GAME,  
IT'S IN THE GAME®




# COMPETITIONS!

To celebrate the release of Blast Corps on the N64, Nintendo have given us 6 copies of Rare's ace new 'blast-em-up' to give away. But that's not all – they've also let us have 6 brand spanking new Controller Paks! So if you're one of the lucky winners you'll be able to save the progress of up to four different battles of mass destruction.

All you've got to do is read our review of Blast Corps (starting on page 20) and our article on Controller Paks (page 12) then answer the three questions here. Tick the appropriate boxes on the form below then fill in your name and address details. Post it off to us here by August 1st and the first six names pulled out of the dumper truck will snare a Blast Corps cart and a Controller Pak.



1. **Who developed Blast Corps for the N64?**  
a) Rare      b) Ocean      c) Electronic Arts
2. **What does RDU stand for?**  
a) Rare's Delightful Undertaker      b) Red Destruction Unit  
c) Radiation Dispersal Unit
3. **How many 'pages' of data can one Controller Pak hold?**  
a) 123      b) 126      c) 400



## BLAST CORPS/CONTROLLER PAK COMP

1) a ☐ b ☐ c ☐ 2) a ☐ b ☐ c ☐ 3) a ☐ b ☐ c ☐

Name \_\_\_\_\_ Age \_\_\_\_\_

Address \_\_\_\_\_

Town/City \_\_\_\_\_ State \_\_\_\_\_

Postcode \_\_\_\_\_ Phone \_\_\_\_\_

Send to: **Blast Corps/Controller Pak Comp**  
NMS, PO Box 734, Crow's Nest, NSW 2065.  
email: catalyst@popmail.dircon.co.uk

NOT ONLY...



NINTENDO 64



...BUT ALSO

Blast Corps isn't the only 64-bit gaming experience we're giving away this month because those fab guys at GT Interactive have also let us have 6 copies of their fighting smash **Mortal Kombat Trilogy**. Once again you've just got to read our special tips (starting on page 26), answer the three questions here then fill in all your details on the form below. Post it to arrive with us by August 1st and if you're one of the first 6 names pulled out of Sonya's leotard there'll be a copy of MKT winging its way to you before you can say 'Finish Him'.



## MORTAL KOMBAT TRILOGY COMP

1) a ☐ b ☐ c ☐ 2) a ☐ b ☐ c ☐ 3) a ☐ b ☐ c ☐

Name \_\_\_\_\_ Age \_\_\_\_\_


Address \_\_\_\_\_

Town/City \_\_\_\_\_ State \_\_\_\_\_

Postcode \_\_\_\_\_ Phone \_\_\_\_\_

Send to: **Mortal Kombat Trilogy Comp**  
NMS, PO Box 734, Crow's Nest, NSW 2065.  
email: catalyst@popmail.dircon.co.uk

1. **What is Reptile's Friendship move called?**  
a) Snake-in-the-Box  
b) Monkey  
c) Acid Spit-n-Melt
2. **What insect appears with Sindel's animality?**  
a) Bee      b) Spider      c) Wasp
3. **Whose animality features a kangaroo?**  
a) Kung Lao  
b) Smoke  
c) Johnny Cage






# TUROK

DINOSAUR HUNTER



**DINOSAUR HUNTING SEASON  
HAS BEGUN**

NINTENDO 64



Proudly distributed by  
**ROADSHOW  
INTERACTIVE**  
[www.village.com.au](http://www.village.com.au)

TUROK DINOSAUR HUNTER © 1996 Acclaim comics, Inc. Turok is a registered trademark of Western Publishing, Inc. Nintendo 64 and the 3-D "N" logo are trademarks of Nintendo of America Inc. Acclaim is a division of Acclaim Entertainment, Inc. © & © 1996 Acclaim Entertainment, Inc. All rights reserved.

**Acclaim**

MA 15+  
MEDIUM LEVEL  
ANIMATED VIOLENCE





# MEMORIES ARE MADE OF THIS

Amidst the dazzle of the Nintendo 64's launch and subsequent game releases, not everyone has yet to get to grips with the N64 Controller Pak, a dinky little add-on that's a bonus to some games and an absolute must for others. In case you're stuck on what these portable packs of plastic are and what it is they do, we thought we'd fill in a few gaps and help you to decide just how essential an add-on you think miniature memories are. We've asked our own little hobbit Enzo to take a peek.



## THE GAMES PEOPLE PLAY

Not all released games are currently Controller Pak compatible. Super Mario 64 has enough memory on board to save four different games, and Star Wars: Shadows of the Empire, although originally planned to work with the Controller Pak, was released without this option. Of the other currently released games Wave Race 64, Mario Kart 64, Cruis'n USA, Killer Instinct Gold, Blast Corps, Turok: Dinosaur Hunter and ISS 64 are all compatible and some really benefit from the Pak's addition. Before you rush out and buy yourself a handful of Controller Paks, you'll want to know just what they'll do for each of your precious new games and how many pages they'll use. Your wish is our command...

### WAVE RACE 64

Save all your stunt and race records, customise your rider configurations and combine the data with the Game Pak to produce a complete set of rankings.

Number of Pak pages per saved file: 2

### MARIO KART 64

Save 1 or 2 'ghost mode' time trials and race against them.

Number of Pak pages per saved file: 121

### CRUIS'N USA

Save your track records (on all of the courses and modes including cross-country), control settings & upgraded vehicles.

Number of Pak pages per saved file: 7

### KILLER INSTINCT GOLD

Save special options for levels 1, 2 and 3. After completing Training Modes, you'll be able to access the special options.

Number of Pak pages per saved file: 3

### BLAST CORPS

Save the progress of up to four separate games. You can save one game without a Controller Pak but you won't be able to clear the game and start another without it.

Number of Pak pages per saved file: 14

### TUROK: DINOSAUR HUNTER

Save the progress of up to 7 different Turok games on to one Pak - you can't save anything on to the game cart.

Number of Pak pages per saved file: 16

### INTERNATIONAL SUPERSTAR SOCCER 64

Save league and tournament matches, players' names and stats, trading data, team setups, etc. Play match between 2 created teams using 2 different Controller Paks.

Number of Pak pages per saved file: 61

## PAK-IN' THEM IN

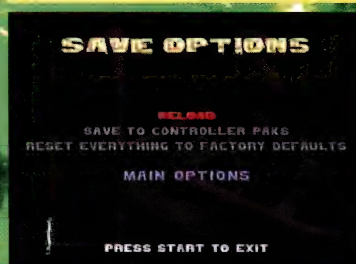
Some of you have told us you were surprised at the finished size of the Nintendo 64; all that talk of the 'black beast' had made you think it was going to be difficult to fit into a room. As with all technological moves though, size isn't an obvious indicator of power, and it's become increasingly scary what you can fit into a small space. Still, you don't want to pack your whole system up just to show off to your mates how smart you are at driving or how your customized team can whack theirs. The Controller Paks have moved transportability a step on, as these tiny carts can hold all the essential details of your best scores and set-ups as well as saving your progress.

## SMALL OR WHAT!

We reckon you can fit about 12 Controller Paks into one Controller Pak box, so they aren't exactly environmentally friendly when it comes to the packaging but it's what they can do for your 64-bit game playing that really counts. Inside the Pak is a battery and a memory chip to let you save out data from the game you're playing. You plug the Pak into the slot at the bottom of the N64 controller (remembering to turn off the power first), and you can then save the sorts of data that a normal game cartridge can't



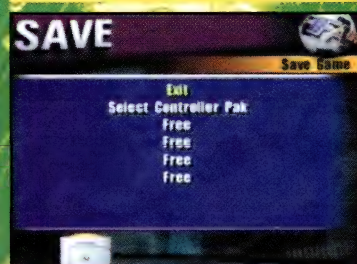
BLAST CORPS



KILLER INSTINCT GOLD



FIFA '97



FIFA '97





accommodate. That means that setting up and customizing teams or competitors, keeping a hold of statistics and other information, and recording your high scores can be as easy as proverbial pie just by permanently saving everything down to your own Pak. Some games carts allow for saving the game and so on, but haven't the save memory available for more detailed data so with these games (like Turok for instance) you'll need to have a Controller Pak if you don't want to finish the whole game in one sitting.

## MORE?!

Not everyone seems pleased at yet another add-on for the N64. True, you get more options and better

playability with a Controller Pak, but some people have complained that, after being asked to pay out for the N64 in the first place game carts are then not cheap, and to have to fork out even more money to be able to save the games is a bit rich! Nintendo point out that there are still a lot of great games you can play without paying any extra (Super Mario 64 for one) and that they've include such things as 4-player features into the existing console without the need for a converter, to try and keep the cost down where possible. It's also true that CD-based games don't allow any save facilities at all (another reason Nintendo opted for carts) so the competition doesn't offer much here either. Let us know what you think.

## TECH SPEC

Nintendo describe the Controller Pak's memory capacity in terms of units or 'pages' of data. A Pak contains enough space for about 123 'pages' and the average game save of current games is between two and eight pages. The Paks contain the same sort of RAM chips as you find in all savable SNES, Game Boy and N64 titles, but while the average SNES game could save 64k or 128k, the Controller Pak holds 256k of data. These chips allow for rewritable data to be saved, so that you can update information as you get further in a game or improve your scores. Alternatively, you can save different versions of games, or wipe off those that have become too embarrassing to show. There's a possibility that in future Paks will come in a variety of capacities at different costs. Already there are third party developers producing memory packs with up to five times the capacity of the Nintendo one, but most of these aren't approved by Nintendo and the one we tried out didn't work at all.



**Win a Controller Pak and a copy of Blast Corps!**

*see page 8*



Whatever you think, these little babies are going to become part of everyday life for many people. We reckon there'll soon be a trade in saved games and customized characters going on in school yards and on street corners across the country. Perhaps it seems a bit much to pay extra for the chance to save games you think the cartridge ought to do anyway, but all such systems end up with add-ons like this so we shouldn't be too surprised – just look at what you have to get for PCs to get them to work decently. The chance to save your own customized games will be more fully exploited in the future I'm sure, and this could lead to some interesting developments within games as well as a thriving black-market trade amongst players.



# INTERNATIONAL SUPERSTAR SOCCER 64



A quick one-two as the Italians build an attack.



Call that a defence!!



The Argentinians celebrate in style.

Konami have brought out other versions of this soccer sim for various platforms – the ISS Deluxe that followed plain old ISS on the SNES was a fair game too. This N64 beaut has been out a little time in Japan (where it was known as J-League Perfect Soccer) and although it's the same game in essence, the English language version does make it easier for the likes of Will to play.

## A choice move

As with EA's FIFA 64, ISS hosts enough options to keep you off the field of play for many an hour. There's selecting and setting up the team for a kick off; you can create your own players with characteristics to match your own (or aspired-to) skills; then there's the opportunity to train and learn all the tricks of tackling and overhead kicking that'll come in so useful on the pitch. If you ever get there that is!

## Hear the grass grow!

Seen on the TV this can look like a real game in play, though the camera movements are a little jumpy and the flow's a bit difficult to capture in the screen shots shown here. The players all move in footballer-like ways, and their reactions to scoring or a particularly nasty tackle add to the realism. The commentary runs through the background crowd noise and although the comments are sometimes a little superficial, it adds to the atmosphere and of course you're free to yell your own brand of encouragement to urge your players on.



If your team's in trouble you can make your own players.





Switzerland take on mighty Brazil...



...but the South Americans soon score number one.

## Playing it up

There are three basic playing modes in ISS. First up is Open Game, in which you play a single tie and which is a good place to practice your skills and tactics; next choice is International Cup, a cup tournament in which you must be prepared to face the indignity of a knockout, and finally there's World League where the more serious can really get their boots scuffed. As manager you get to pick the team that'll serve you best, and you'll soon learn the specific skills of players for different situations.

## Tactics

Some of the nicest of touches are the small but effective playing skills you can learn to liven up matches and show off a little. Everything imaginable is there, from overhead kicks to keeping the ball in the air over a number of kicks, and while the majority do little to overcome the opposition they will make you look king of the pitch when your mates come round for a game. When you score a goal the winning and losing players will react accordingly, and you can expect some fairly extravagant celebrations from the more hot headed players.

## All it appears

As with ISS on the SNES, the N64 version is viewed largely from the sidelines, but you can also zoom in and out and view the game from slightly different angles. Changed views come into play for corners, free kicks etc. and a little practice will show you which is the best playing view for your style of play. The weather's likely to change from match to match as well just to keep you on your toes, or sliding off them onto your arse! Turning in the snow's particularly difficult, so keep your passes straight and short.

Don't miss next month's NMS when we'll be getting off the bench to bring you a full ball by ball review.



The different camera views help you build your skills.



There's a host of top teams to choose from.





# Sneak Peeks

Just when you thought the SNES and Game Boy weren't going to get any more attention, Nintendo have swung around and brought out a range of classic titles on both systems, most of which haven't been

available here before. Disney dominates the SNES arena,

with some fairly neat platformers with well-known names involved, while Prehistorik Man (a Titus platform title we reviewed back in issue #41) has re-emerged too. The film-spin-off genre hasn't always offered the best gaming fare (Beauty and the Beast springs to mind as a certain dead dog) but we've taken this little lot through their paces before today, and have to say that they've been chosen with some care this time.

## GAME BOY



Out again on Game Boy are two blasting classics: Alleyway and Solar Striker. They're both in the mould of early hand-held titles, using a combination of sideways movement and shooting action to blatt your way out of trouble and into the next round.



**SUPER NINTENDO**  
ENTERTAINMENT SYSTEM

We'll be taking a closer look at all these titles in the next couple of issues of NMS, with full reviews and tips to keep you drooling. Meanwhile, here's a taster of what's to come...



## PREHISTORIK MAN

**W**e took a look at this prehistoric platformer way back in issue #41, and it fared pretty well under Lou's close scrutiny. It's a bit daft, with a lively collection of characters and bad guys, as well as some occasionally difficult and varied gameplay.

Your club-wielding hero has to collect food for his tribe to ensure their survival in a deadly world inhabited by the wild and ugly beasts who compete for resources.

There are plenty of levels and some cunning secret areas too, and the variety of gameplay is challenging enough to make you want to keep the ol' fella on top of all that the stone age can throw at him.


The peculiarities include some original modes of attack, including a blood-curdling scream that can scare the loincloth off the worst of enemies!

Watch out, 'cos we hope to have a full review in the next issue of NMS.





# Aladdin



**D**on't they make a lovely couple (yuk!)? Doubtless you know the story of our much misunderstood and mischievous lad and his battle against the ever evil Jafar for the hand (and the rest) of the lovely Jasmine. Only an honest thief can fit the bill, out-wit the palace guards and get to the inner sanctum.

This platform adventure sees Aladdin hopping, leaping and swiping his way over the rooftops of Agrabah, through the perilous Cave of Wonders and on into the palace.

Aladdin's buddies Abu the monkey and the inevitable Genie of the lamp aid the quest, and there are some varied sequences that more or less follow the film faithfully.



# The Jungle Book


**O**h-bi-doo... The oldies sometimes stand the test of time fairly well, and Mowgli and pals seem to have proved themselves worthy. In this adaption of the Disney classic all the favourites are there and poor old Mowgli has to grow up fast amidst the perils of the jungle.

This may seem just like standard platform fare but it's great fun with plenty of lively and colourful graphics. All the characters from the film are there and you'll have to help Mowgli to swing through the jungle and battle the monkeys to save the day.

As with all of these Disney re-releases, the graphics are the real stars and The Jungle Book's no exception. Mowgli's movement exactly mirrors his big-screen counterpart and the SNES controls are dead easy to master. The other characters have plenty of personality too and the whole thing whips along at a cracking pace.

One of the major appeals the film's had for all these years is the music and the game has plenty of up-beat tunes to follow the action as well.

The Jungle Book looks like being a huge hit on its release over here so if you loved the film, you'll love this!





# LION KING


**Y**et another from the endless source that is Disney. Lion King was a great film and the SNES game's no baby cub either. As with the other titles we're looking at, this contains a great variety of scenes and follows the film fairly closely, so you can be sure you'll win in the end, even if the hyenas try their best to stop you.

The journey through the plains and perils of the African outback sees Simba grow from cub to lion, outgrowing the pleasures of swinging on rhinos' tails and making his rightful way to become king of the grasslands. The levels include the perilous Elephants' Graveyard, a top-speed dash through the canyon of the infamous wildebeest stampede, and some rock scrambling that will test even the most agile cub's claws.

There are some nice touches to the animation to keep the film-like quality alive too. As Simba scrabbles from ledge to ledge there is definitely a lion-like feel to his movements, and the colours of Africa are well represented in the mixture of backdrops.



This little pussycat represented the cutting edge of 16-bit playing when it was first released a few years ago, and it stands up well today as tough to play but with a good sense of character involvement too.



# Mickey Mouse's Magical Quest



**W**ell, we couldn't leave out the Main Mouse in this mini Disney fest, now could we?

Love or loath the little rodent, he keeps popping up whether he's wanted or not, and there's been a string of SNES and Game Boy titles featuring the big-eared, squeaky-voiced rat... I mean mouse.

Originally out at the end of '92 this still plays like a well oiled mousetrap, and sees Mickey skid through a range of tree-lined, snow-filled, bricked-up and subterranean landscapes towards his end.

On the way he'll meet up with a range of demons, big and small, not to mention the natural perils of flames, spiders, bees and fish.

It's not the toughest game on the planet, but guiding one of the few mice with any dress-sense to his destiny has some moments of warm and furry satisfaction.

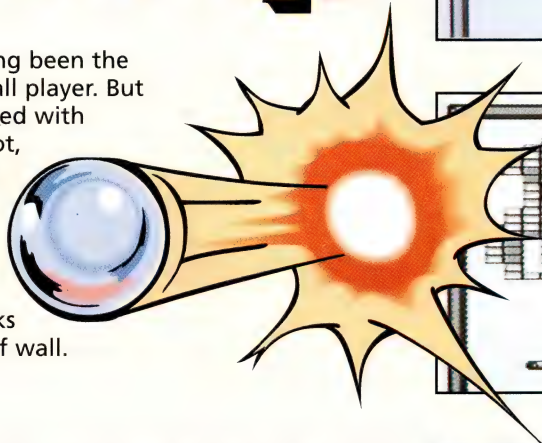




# ALLEYWAY™

**K**icking a tennis ball against a wall has long been the passtime of many an otherwise bored ball player. But wouldn't it be better if bricks got removed with each kick and the wall crumbled? OK maybe not, but there's a satisfying feeling to picking away at oncoming blocks whilst fixing your concentration on keeping contact and making those returns.

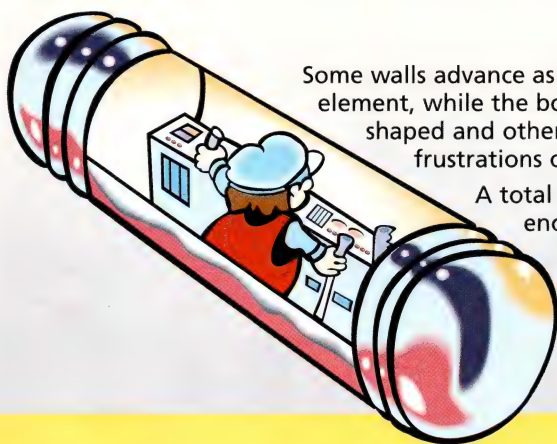
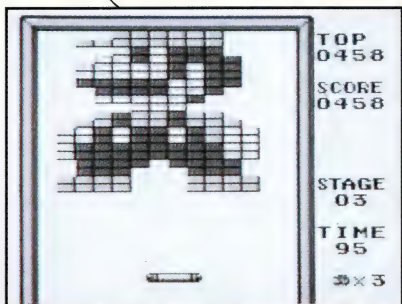
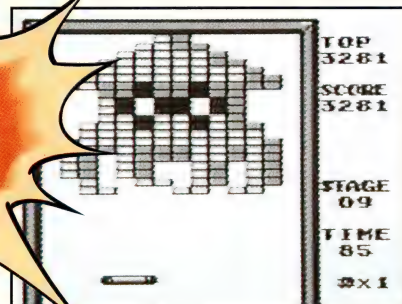

That's the story with Alleyway: keeping the ball bouncing off the paddle and into the blocks while whittling away at variously-shaped bits of wall.



Some walls advance as you play, introducing a Tetris-like element, while the bonus games include a Mario-shaped and other Lego lookalikes to take your frustrations out on.

A total of 32 stages should provide enough finger action for even the hardest of hand-held enthusiasts.

We'll take a head-on look at this ball buster in a future NMS.




# SOLARSTRIKER

**T**his is where it all began. Back in the arcades in the 80s we were all (almost all) squirming this way and that as we desperately tried to keep control of the little pointy thing that was firing out other little pointy things to save the planet and keep us safe in our beds. It was fun then and it's fun now.

Solar Striker picks up on this 'save mankind with your finger action' theme, putting you in command of a fighter ship with the aim of destroying Reticulon, a planet with dastardly plans to destroy the Earth Federation Government. As you pass through several stages towards the ultimate goal, the enemy ships get tougher and the missiles' power more awesome. It's 6 stages each have a boss to deal with and, strange as it may seem, tactics and skill are both ingredients that have a place here.

Yes I know it's just a Space Invaders type of game, but, well, some of us like Space Invaders. One day the future of the planet might really depend on having practiced this sort of thing, so I guess now's as good a time as any to start (didn't you see Independence Day?!).

Solar Striker will be available soon and we'll be sure to peer into the endless void of space to come up with a review.







# BLAST CORPS

*It's not very often that a new game comes along that just can't easily be described. Most new games can be pigeon-holed as one of a range of games types: a beat 'em up, a platform, a puzzle, an adventure, an RPG. But when was the last time you just didn't know what a game was? When was the last time that a game really took you by surprise and offered something totally original? Make way for Blast Corps.*

Meet Amber, Clark, Wesley and Spike. They're the renegade founder members of the elite Blast Corps team, set up to revitalise areas of inner city decay by wiping out the crumbling tower blocks and derelict housing. But now their unique talents are really being put to the test as they strive to save the world from impending nuclear disaster.

Two defective nuclear missiles are being transported to a safe detonation site but there's a problem. Something's gone wrong and radiation has started to leak into the atmosphere. As well as that, the driver has been killed and the carrier is locked into auto-pilot on a course straight through the world's major cities. Doh!

The Blast Corps' mission is to clear a path for the carrier then collect six top scientists to help diffuse the missiles before the planet's plunged into nuclear winter. Are you ready for this?



## REACTOR CORPS

*Check out the World Map to monitor your progress.*



# DOWN TO BUSINESS

OK, so there's an elaborate story behind the game. But what does this actually mean in terms of gameplay?

The first part of every stage is the path-clearing exercise to let the missile carrier pass through unharmed. This isn't too tricky in most cases because little flashing arrows point out the next building scheduled for destruction. The main thing you need to worry about here is mastering the controls of each of the vehicles.

## RESCUE ME!

But that's not all! Clearing a safe route is just the beginning. Once you've done that you must go back into the level and perform a range of other tasks to complete the game. The first of these is to rescue all the survivors in a level. Whenever you destroy a building or an installation you'll see survivors running screaming from the scene and then the helicopter will swoop in and take them to safety.

## SEEING RED

Once you've wiped out all the constructions, make sure you activate all the RDUs (Radiation Dispersal Units). These are small lights dotted all around each course and they'll activate automatically when you get near them. You'll know if you've got close enough for activation because they'll flash and turn red.

## MAKING CONTACT

Your next task is to activate the communication points. You won't find one on every level and in some there'll be more than one but you'll need to activate all of them if you want to access all the training levels. Although some of them are hidden away in obscure places, they're easy to recognise so keep a look out for the large satellite dish.





# MAKING THE GRADE

You'll start life in the Corps as a Rookie Wrecker but you can make your way up the ranks by earning Commendations. There are a massive 31 different ranks to achieve in all and to progress to each one you'll need to have earned 12 rank points. A Gold Commendation will earn you three rank points, a Silver will earn you two and a Bronze is only worth one. You can get two Gold Commendations in one level if you're really switched on though. To get this you'll have to clear a path for the carrier, collect all the survivors, activate all the RDUs and completely destroy everything.



You've a huge array of vehicles to control in Blast Corps and each one has its own little quirks and difficulties. Unlike some games where you can choose to avoid the vehicles or characters that are difficult to control, in this you'll have to master every single mode of transport if you want to complete the game. Some of the demolition machines are pretty easy to get the hang of (like the J-Bomb) while some are just plain awkward (the Sideswipe for example). Make sure you master each of the vehicle training stages before you attempt the main levels. In the meantime, here's our rundown of each of the eight main vehicles complete with its pros and cons.

## RAMDOZER

A good old fashioned bulldozer that can push buildings over or shunt TNT crates into them.

### IT'S A BLAST!

Dead easy to control and efficient at taking out small buildings.

### DOWN IN THE DUST

A bit slow and pushing TNT crates can be awkward.



## BACKLASH

A dumper truck that wipes things out by skidding into them sideways.

### IT'S A BLAST!

Pretty entertaining to begin with...

### DOWN IN THE DUST

... but soon gets frustrating because of its lack of accuracy and control.



## SKYFALL


A fast and furious buggy that destroys buildings just with its speed.

### IT'S A BLAST!

Fast and fun.

### DOWN IN THE DUST

Very difficult to control with any accuracy and not very powerful.



## THUNDERFIST

A huge robot device that uses somersaults to wreak havoc.

### IT'S A BLAST!

Highly destructive and very easy to control.

### DOWN IN THE DUST

Not much!





# VEHICLES

## CYCLONE SUIT

Another powerful robot suit that flips and tumbles its way to destruction.

### IT'S A BLAST!

Very powerful and it's visually ace too!

### DOWN IN THE DUST

Can be tricky to control and aim because it seems to do whatever it likes.



## J-BOMB

The third of the three robot vehicles, but instead of using acrobatics the J-Bomb leaps high into the air then crashes down on top of its prey.

### IT'S A BLAST!

Great control and highly destructive.

### DOWN IN THE DUST

Doesn't appear nearly often enough!



## BALLISTA

Low-slung motorbike with built-in missile launchers.

### IT'S A BLAST!

The missiles have an impressive long range and the bike's very fast.

### DOWN IN THE DUST

Not very powerful missiles and tricky to aim.



## SIDESWIPE

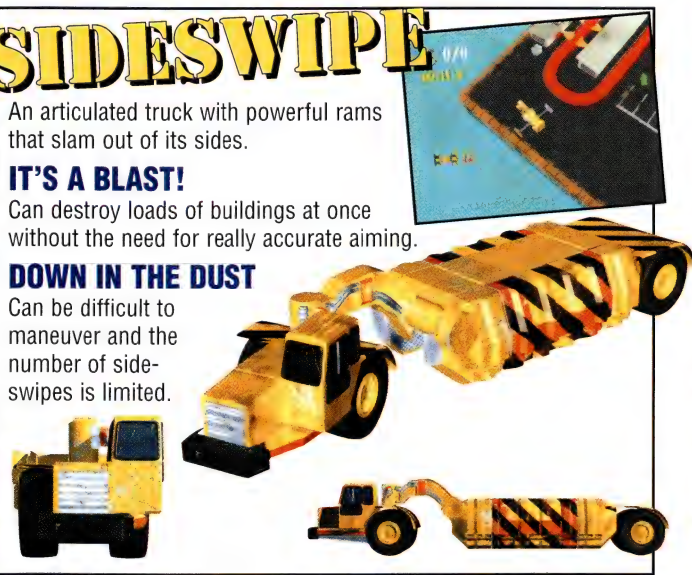
An articulated truck with powerful rams that slam out of its sides.

### IT'S A BLAST!

Can destroy loads of buildings at once without the need for really accurate aiming.

### DOWN IN THE DUST

Can be difficult to maneuver and the number of side-swipes is limited.



*As well as the Corps' main vehicles, you'll also get the chance to control a number of other beasts. You'll find these in various levels and many of them will be vital to both your path-clearing success and your scientist hunting. To exit your current vehicle just press the Z Trigger then run towards the new one to climb inside.*

### RACECAR/VAN/POLICE CAR

None of these serve a very useful purpose but they're great fun to scream around the landscape in! The race car's obviously the thing to use on the race course levels.

### TRAINS

These also appear in many of the levels and you can guide them around the tracks to cover a lot of ground quickly. You can transport your vehicles to other areas and use the flat-bed carriage to bridge gaps.

### BOATS

These operate just like the trains and can also be loaded up with crates or vehicles to get across port areas and canals.

### CRANES

These are found in many of the Blast Corps scenarios and can be really useful. They'll help you shift crates around or move your vehicle to an out of reach area.

### JUGGERNAUT

This big beast sits in wait at the end of each level. Once you've completed the stage just hop out of your current vehicle and leap into the cab. You won't be able to drive it but climbing inside acts as a level exit.

### HELICOPTER

Another craft that you won't actually be able to control but if you watch its route carefully at the start of each level you'll see where the missile carrier's going to go.


## OTHER VEHICLES

RACE CAR  
VAN  
COP CAR  
TRAIN  
BOAT  
CRANE  
JUGGERNAUT  
HELICOPTER






**THE EASIEST WAY TO SHOW YOU JUST HOW MUCH THERE IS TO DO IN BLAST CORPS IS TO TAKE YOU STEP-BY-STEP THROUGH A TYPICAL LEVEL. WE'VE CHOSEN THE ECHO MARCHES STAGE AND YOU'LL NEED TO USE A WHOLE RANGE OF VEHICLES TO GET THROUGH. SO PAY ATTENTION NOW AND JUMP INTO YOUR J-BOMB!**



1. At the beginning of the level you need to wipe out the first few buildings as quickly as possible.




2. The next obstacle is the train track a little further along the route but the carrier won't make it over the gap without some help.



3. Power up to your right as soon as you've cleared the first buildings and head over the hill until you see the train at the end of the tunnel.



8. The path will be clear for a while now so fly over to just beyond the road tunnel and you'll see a gap in the canal which is the next major obstacle for the carrier.



7. Get back in the J-Bomb and go over to just beyond the train to take out the next few buildings. Don't waste time destroying all of the buildings - you only need to take out the left hand side of the second one and the right hand side of the far one to clear the path.



6. Race back to where you left the J-Bomb (you can drive through the train tunnel to save some time).




5. Get out of the train and dash round to the red sports car on the flat bed. Get in and move it out of the way as quickly as possible.



4. Jump out of the J-Bomb and hop into the train cab then drive it back towards the gap over the track. Make sure you get in exactly the right position (a smiley face will appear in the top right corner of the screen if you've done it right).



9. Fly to the left here down the canal and you'll soon come across the barge. Land on the deck, climb out of the J-Bomb and into the roadster. Quickly drive the car off the barge or it'll be in your way later.



10. Now climb out of the car and run back to the barge control house. Pilot the boat back up the canal to the gap and park it in the right position (look out for the smiley face again to help you).



11. Now get back in the J-Bomb and follow the road from the canal towards the last few buildings and wipe them out.



12. Now you should have completely cleared the path...



13. ... and the missile carrier should make it through the level unscathed.



# MISSION BRIEFING

## 18 ECHO MARCHES



18. At the end of each stage you'll get a stats screen telling you how you did and what Commendations you've been awarded.

## 17



17. Now just destroy the remaining buildings to free all the survivors then head for the truck at the end of the stage. Climb in and you've done it!

## 16



16. The next job is to activate all the RDUs by trailing around the level and walking up to them.

## 15



15. Now fly back to where you left the barge and follow a narrow dirt track over to a tall rock tower. Land to recharge your boosters then fly right up and land on the top to activate the second Communication Point.

## 14



14. Don't stop now! Head back over to where you found the barge and you'll see a large round fuel tank. Smash it and you'll activate one of two Communication Points in this stage.

## COMMENT

*Blast Corps is without doubt the most original fun I've had on the N64 so far. More than just a 'blast em up', more than just a strategy game, more than just a driving game – it's just altogether more! There are plenty of different scenarios and a good helping of training levels too which is always a bonus as some of the vehicles can be a bit tricky to control. The graphics may be a bit samey from level to level but all the cars are nicely detailed and the explosions and smoke effects are pretty atmospheric. The sound's really entertaining too with a good range of FX as well as some cracking background music. But it's good old fashioned gameplay that really makes Blast Corps the tops. One slight down point is that it might not take you too long to complete but hey, you'll have some fun doing it!*

LOU

## REVIEW NINTENDO 64

### BLAST CORPS



#### INFO

- **GAME DIFFICULTY:** Medium to very hard
- **FIRST DAY SCORE:** Cleared 21 levels
- **ALTERNATIVES:** Nothing yet!

#### CREDITS


- **PUBLISHER:** Nintendo
- **DEVELOPER:** Rare
- **PREVIOUS RARE TITLES:** Donkey Kong series, Killer Instinct series
- **DISTRIBUTOR:** Nintendo
- **RELEASE:** This month
- **GAME TYPE:** All new!!

#### FEATURES

- **PLAYERS:** 1
- **HEAD TO HEAD:** No
- **MEMORY PAK:** Yes
- **CONTINUES:** Infinite
- **OPTIONS:** Control mode, Music volume

#### CONTROLS

- **RESPONSIVENESS:** Excellent
- S** Start/Pause/Options
- A** Depends on vehicle
- B** Depends on vehicle
- C** Adjust camera angles
- L/R** Depends on vehicle
- Z** Stop and exit vehicle





We reviewed the brand new 64-bit **Mortal Kombat Trilogy** in the May issue of NMS. But as we all know, the best bits about any of the MK games are the bone-cracking finishing moves, so we've decided to take you through them all, one fighter at a time. We'll tell you about each of the 27 characters' moves and how to perform them so by the time you've finished reading the next four pages you'll be unstoppable in **Kombat!** Let battle commence...



## KANO



Everyone thought Kano had been seen to for good in the first MK tournament but ol' baldy survived in the Underworld avoiding Sonya's clutches. Shao Kahn let him go, on the condition that he teach the warriors how to use Earth's weapons (and how to look cool in an eye patch).

**Fatality 1:** (Sweep) LP, B, B, HK (Eye Beam)  
**Fatality 2:** (Close) Hold LP F, D, D, F Release LP (Skeleton Pull)  
**Brutality:** HP, LP, B, LP, HP, B, HK, LK, B, HK, LK  
**Animality:** (Close) Hold HP B, B, B Release HP (Tarantula)  
**Friendship:** LK, R, R, HK (Bubble Gum)  
**Babality:** F, F, D, D, LK  
**Stage:** U, U, B, LK



## KUNG LAO



The Outworld Invasion has scuppered Kung Lao's plans to resurrect his White Lotus Society so he's got to draw on all his talents to bring down Shao Khan. Laugh at his hat and he'll show you his mean side!

**Fatality 1:** (1 step away) F, F, B, D, HP (Body Separation)  
**Fatality 2:** (Anywhere) R, B, R, B, D (Spin Kill)  
**Brutality:** HP, LP, LK, HK, B, HP, LP, LK, HK, B, HP  
**Animality:** (Close) R, R, R, B (Leopard)  
**Friendship:** (Far) R, LP, R, LK (Fetch with Dog)  
**Babality:** D, F, F, HP  
**Stage:** D, D, F, F, LK



## REPTILE




Reptile's loyalty to Shao Kahn means that he's chosen to help Jade capture Kitana and he's been given orders to stop at nothing to achieve his mission. Jade and he have chosen matching suits too!

**Fatality 1:** (1 step away) F, F, U, U, HK (Acid Spit-n-Melt)  
**Fatality 2:** (Jump) B, F, D, B (Lunch)  
**Brutality:** HP, B, HK, HK, B, HP, LP, LK, LK, B, HP  
**Animality:** D, D, D, U, HK (Monkey)  
**Friendship:** (Close) D, F, F, F, R (Snake-in-the-Box)  
**Babality:** F, F, B, D, LK  
**Stage:** B, R, B, B



## SHANG TSUNG




The evil Emperor's head sorcerer, Shang Tsung has been granted greater powers than he's ever possessed before. He was out of favour for a while but now he's back with a vengeance complete some wicked gothic eye makeup.

**Fatality 1:** (Close) Hold LP D, F, F, D Release LP (Body slam into spikes)  
**Fatality 2:** (Close) Hold LP R, B, R, B, Release LP (Soul Lift)  
**Brutality:** HP, B, B, B, LK, HP, LP, LP, B, B, B  
**Animality:** (Sweep) Hold HP R, R, R, Release (Snake)  
**Friendship:** LK, R, R, D (Joust)  
**Babality:** R, R, R, LK  
**Stage:** U, U, B, LP



## MILEENA



Shao Kahn has brought Mileena back to life after her twin sister Kitana wiped her out but she's going to need all her vicious fighting skills this time around (including her ability to read her sister's mind). Her opponents are going to have a tough time keeping their minds on the job.

**Fatality 1:** (Close) D, F, D, F, LP (Bone exhale)  
**Fatality 2:** (Far) B, B, B, F, LK (Nail Spit)  
**Brutality:** HP, LP, LP, HP, B, HK, LK, LK, HK, B, HP, D+LP  
**Animality:** (Close) F, D, D, F, HK (Skunk)  
**Friendship:** D, D, B, F, HP (Broken Mirror)  
**Babality:** D, D, F, F, HP  
**Stage:** D, D, D, LP



## SINDEL



Time was when Sindel ruled the Outworld at Shao Kahn's side in her purple underwear but now she's been reborn on Earth. She's been instrumental to Shao Kahn's success and her evil is unmatched in the MK tournament.

**Fatality 1:** (1 step) R, R, B, R, Release (Hair Spin)  
**Fatality 2:** (Close) R, B, B, R+B (Scream)  
**Brutality:** HP, B, LK, B, LK, HK, B, HK, LK, B, HK, LK, B, LP  
**Animality:** (Close) F, U, U, HP (Wasp)  
**Friendship:** R, R, R, R, R, U (Field Goal)  
**Babality:** R, R, R, U  
**Stage:** D, D, D, LP







# FINISH HIM!

## SEKTOR



Cybernetic Ninja unit LK-9T9 (otherwise known as Sektor) was the first of three prototypes built by the Lin Kuei. He started life as a human assassin but his loyalty led him to be automated. Gee thanks!



**Fatality 1:** (2 steps away) LP, R, R, B (Compactor)  
**Fatality 2:** (Jump) F, F, F, B, B (Flame Thrower)  
**Brutality:** HP, HP, B, B, HK, HK, LK, LK, LP, LP, LP, HP, B  
**Animality:** (Close) F, F, D, U (Bat)  
**Friendship:** (Past Sweep) R, R, R, D (Strength Test)  
**Babality:** B, D, D, D, HK  
**Stage:** R, R, R, D

## SHEEVA



With four arms and an amazing ability to stay in a very small outfit, Sheeva was personally picked by the Emperor to protect Sindel. She's growing increasingly wary of Shao Kahn's loyalties though after he appointed one of her sworn enemies (Motaro) as leader of the Extermination Squads.



**Fatality 1:** (Close) Hold HK B, F, F Release HK (Pound-n-Ground)  
**Fatality 2:** (Close) F, D, D, F, LP (Skin Pull)  
**Brutality:** HP, LP, B, LK, HK, B, HK, LK, B, LP, HP  
**Animality:** (Close) R, B, B, B, B (Scorpion)  
**Friendship:** F, F, D, F, (Pause) HP (Plate Spin)  
**Babality:** D, D, D, B, HK  
**Stage:** D, F, D, F, LP

## STRYKER



Kurtis Stryker was the only survivor of a city of millions when the Outworld portal opened over North America. Once a leader of the Riot Control Brigade, he's tough to beat and takes no prisoners..




**Fatality 1:** (Close) D, F, D, F, B (Bomb)  
**Fatality 2:** (Far) F, F, F, LK (Tazer)  
**Brutality:** HP, LP, HK, LK, HP, LP, LK, HK, HP, LK, LK  
**Animality:** (2 steps away) R, R, R, B (T Rex)  
**Friendship:** LP, R, R, LP (Cross Guard)  
**Babality:** D, F, F, B, HP  
**Stage:** F, U, U, HK

## KITANA




Kitana might not look like a warrior princess as she wafts her little fans about but she's out for revenge after being convicted of high treason for murdering her sister. Can she get to Queen Sindel in time to warn her or their true past?



**Fatality 1:** (Close) R, R, B, B, LK (Kiss of Death)  
**Fatality 2:** (Close) B, D, F, F, HK (Head Pop)  
**Brutality:** HP, HP, B, HK, B, LK, B, HP, B, HP, B  
**Animality:** (One step) D, D, D, R (Rabbit)  
**Friendship:** D, B, F, F, LP (Bubbles)  
**Babality:** F, F, D, F, HK  
**Stage:** F, D, D, LK

## NIGHTWOLF



Nightwolf is an historian by day and a powerful Indian warrior in tassed boots by night. Calling on the power of his Shamen in battle, he fights to protect his tribe's sacred land and could prove a major threat to Shao Kahn's occupation.




**Fatality 1:** (Close) U, U, B, F, B (Beam Me Up)  
**Fatality 2:** (Jump) B, B, D, HP (Lightning shock)  
**Brutality:** HP, HP, HK, LK, LK, B, B, LP, LP, HP, HK  
**Animality:** (Close) F, F, D, D (Wolf)  
**Friendship:** R, R, R, D (Rayden Morph and MK2 Drop)  
**Babality:** F, B, F, B, LP  
**Stage:** R, R, B

## SCORPION



After escaping from Shao Kahn's nether regions, Scorpion's free to roam the Earth and shows no loyalty to any one group. He's got loads of muscles and there's no way that Shao Kahn's gonna' steal his soul this time!



**Fatality 1:** (Outside sweep) F, F, F, B, LP (Hand from Hell)  
**Fatality 2:** (Jump) D, D, U, HK (Toasty)  
**Brutality:** HP, HP, B, HK, HK, LK, HK, HP, LP, HP  
**Animality:** (Close) F, U, U, HK (Penguin)  
**Friendship:** (Close) B, F, F, B, LK (Skull-in-the-Box)  
**Babality:** D, B, B, F, HP  
**Stage:** F, U, U, LP



## SONYA



Jax rescued Sonya from the Outworld after the first tournament and together they came back to try and warn the government of Shao Kahn's threat. In the end there was nothing they could do so Sonya just stood by watching the invasion in her aerobics kit.



**Fatality 1:** (Anywhere) B, F, D, D, R (Squash)

**Fatality 2:** (Far) Hold R+B, U, U, B, D Release R+B (Kiss of Death)

**Brutality:** HP, LK, BL, HP, LK, BL, HP, LP, BL, HK, LK

**Animality:** (Close) Hld LP, B, F, D, F Release LP (Hawk)

**Friendship:** B, F, B, D, R (Flowers)

**Babality:** D, D, F, LK

**Stage:** F, F, D, HP

## JADE



Jade has been despatched by the Emperor in her unfeasible green thong-thing to bring Princess Kitana back from Earth. She's got a long glowing stick and a moral dilemma on her hands – should she choose her friend or her boss? Mmmm...



**Fatality 1:** (Close) R, R, R, B, R (Staff Impale)

**Fatality 2:** (Close) U, U, D, F, HP (Shake 'n Bake)

**Brutality:** HP, LK, HP, LP, HK, HK, LK, B, B, HP, HK

**Animality:** (Close) F, D, F, F, LK (Kitten)

**Friendship:** B, D, B, B, HK (Pogo Stick)

**Babality:** D, D, F, D, HK

**Stage:** B, F, D, R

## SMOKE (Cyber-Ninja)



Lin Kuei's third cyber-ninja, the Smoke unit (LK-7T2) is a merciless killer that's been stripped of all emotion. Sub-Zero reckons there's a human soul trying to break out but take our advice – Smoke isn't to be trifled with (or taken home to meet your parents).



**Fatality 1:** (Far) U, U, F, D (Planet Destruct)

**Fatality 2:** (Sweep) Hld B+R, D, D, F, U Rls B+R (Bomb Pill)

**Brutality:** HP, LK, LK, HK, B, B, LP, LP, HP, HP, B, B

**Animality:** (Out of Sweep) D, F, F, B (Bull)

**Friendship:** (Far) R, R, R, HK (Horn)

**Babality:** D, D, B, B, HK

**Stage:** F, F, D, LK

## BARAKA



Bed sheets and toothbrushes don't last Baraka any time at all but he's a demon when it comes to combat. Sent out to quash the renegade uprising on Earth, he's a fearsome opponent and will follow Shao Kahn's evil instructions to the letter.



**Fatality 1:** (Sweep) B, F, D, F, LP (Blade Lift)

**Fatality 2:** (Sweep) B, B, B, B, HP (Head Pop)

**Brutality:** HP, HP, HP, LP, LP, B, HK, HK, LK, LK, b


**Animality:** (Sweep) Hld-HP, F, B, D, F Rlse-HP (Porcupine)

**Friendship:** D, D, F, F, HK (Present)

**Babality:** F, F, F, HK

**Stage:** LK, R, R, R, R

## LIU KANG



Liu Kang is Shao Kahn's prime target and he poses one of the greatest threats to the Emperor's domination.

The Shaolin Champion is another who'll brave any opponent even without his shirt.



**Fatality 1:** (Anywhere) F, F, D, D, LK (Torch)

**Fatality 2:** (Anywhere) U, D, U, U, B+R (MK1 Drop)

**Brutality:** HP, LP, HP, B, LK, HK, HK, LK, HK, LP, HP

**Animality:** (1 step away) D, D, U (Dragon)

**Friendship:** R, R, R, D+R (Shadow Puppet)

**Babality:** D, D, D, HK

**Stage:** R, B, B, LK

## JOHNNY CAGE



Johnny Cage is another of those 'returned from the dead' dudes after his soul leapt back into his body on its path to the Outworld. Dark glasses and a lack of shirts are his trademarks and he's back with his Earthbound mates to save the planet for imminent doom.



**Fatality 1:** (Close) D, D, F, F, LP (Head Pop)

**Fatality 2:** (Close) D, D, F, F, LK (Back Breaker)

**Brutality:** HP, LK, HK, LP, HP, HK, HK, HP, HP, LP, HP

**Animality:** (Close) D, F, F, HK (Kangaroo)

**Friendship:** D, D, D, LK (Autographed Photo)

**Babality:** F, F, B, B, HK

**Stage:** D, B, F, F, HK

## RAIN



Rain's a former member of the Lin Kuei with Sub-Zero but don't ask why he left. I said don't ask! He's another of the warriors who's starting to question their loyalty to Shao Kahn but he's still a ruthless fighter who pays the rent by being a freelance assassin.



**Fatality 1:** (Close) F, F, D, HP (Upside Landing Uppercut)

**Fatality 2:** (Out of Sweep) D, D, B, F, HK (Multiple Lightning)

**Brutality:** HP, HP, B, LK, HK, B, LK, HK, B, HP, LP

**Animality:** (Just Inside Sweep) D, F, D, HK (Elephant)

**Friendship:** D, F, F, F, LP (Spring Garden)

**Babality:** F, B, B, HP

## ERMAC



Just like fellow warriors Reptile, Scorpion, Rain and Sub-Zero, Ermac looks good in black hooded garments. His past's shrouded in mystery but one thing's for sure – he's one mean mother to know.



**Fatality 1:** (Sweep) D, U, D, D, D, B (Telekinetic Slam)

**Fatality 2:** (Close) R, B, R, R, HK (Head Pop)

**Brutality:** HP, HP, LP, B, HK, LK, B, HP, LP, LK, HK

**Animality:** (One Step Away) F, F, B, B, HP (Frog)

**Friendship:** F, F, F, HP (Magic Show)

**Babality:** D, D, B, B, HP

**Stage:** R, R, R, R, LK



## NOOB SAIBOT

Noob Saibot's a bit of a shady character and he drifts around the Netherrealm spying on the violent doings between the Realms. He worships an evil fallen Elder God and probably thinks he looks great in grey.



**Fatality 1:** (Sweep) B, B, F, F, HK (Ball Spin)  
**Fatality 2:** (Close) D, D, U, R (Multiple Drop)  
**Brutality:** HP, LK, LP, B, LK, HK, HP, LP, B, LK, HK  
**Animality:** (Close) B, F, B, F, HK (Anteater)  
**Friendship:** F, F, B, HP (Bowling)  
**Babality:** D, F, F, F, LP  
**Stage:** F, D, F, B

## RAYDEN

Mrs Den's boy may have given up his immortality and God-like status to fight in the latest MK battle but he does have a nice hat as compensation. The Elders have refused to offer him any assistance so he's taken matters into his own hands.



**Fatality 1:** (Close) Hold HP for 8 seconds, Release HP (Uppercut Explode)  
**Fatality 2:** (Close) Hold LK 3 for seconds, Release LK (when Rayden grabs press LK+B repeatedly)  
**Brutality:** HP, HP, LK, LK, LK, HK, LP, LP, LP, B, B  
**Animality:** (Out of Sweep) D, F, D, HK (Electric Eel)  
**Friendship:** D, B, F, HK (Kid Thunder)  
**Babality:** D, D, U, HK; **Stage:** D, D, D, HP

## SUB-ZERO

Another black-hooded muscley bloke who was betrayed by the Lin Kuei and is now marked for death. But it seems that he's well 'ard because he's decided to return to the fray unmasked. \*Gasp!\*



**Fatality 1:** (Close) D, D, D, F, HP (Head Rip, Censored)  
**Fatality 2:** (Close) D, F, F, F, HP (Ice Pick)  
**Brutality:** HP, LP, HP, B, LK, LK, HK, HK, LP, HP, LP  
**Animality:** (Close) F, U, U  
**Friendship:** LK, Run, Run, U  
**Babality:** D, F, F, HK  
**Stage:** F, D, F, F, HP

## CYRAX

Unit LK-4D4 is the second Lin Kuei prototype and has been programmed to seek out and destroy Sub-Zero. He may be soul-less but he sports a nice line in yellow body armour!



**Fatality 1:** (Anywhere) D, D, U, D, HP (Chopper)  
**Fatality 2:** (Close) D, D, F, U, R (Self Destruct)  
**Brutality:** HP, HK, HP, HK, HK, HP, HK, HP, HK, LK, LP  
**Animality:** (Close) U, U, D, D (Shark)  
**Friendship:** R, R, R, U (Dance)  
**Babality:** F, F, B, HP  
**Stage:** R, B, R

## KABAL

Kabal's identity remains a secret but the Chosen Warrior is thought to be a survivor of the Emperor's extermination squads. His identity may be a mystery but you'll spot him by his nifty breathing apparatus.



**Fatality 1:** (Close) R, B, R, R, HK (Soul Scream)  
**Fatality 2:** (Outside Sweep) D, D, B, F, B (Blow Up)  
**Brutality:** HP, B, LK, LK, LK, HK, LP, LP, LP, HP, LP  
**Animality:** (Close) Hold HP F, F, D, F, Release HP (Rhino Skeleton)  
**Friendship:** R, LK, R, R, U (Marshmallow)  
**Babality:** R, R, LK  
**Stage:** B, B, HK

## JAX

Jax really means business this time with his bionic arms and his purple pants. He couldn't quite convince anyone about the Outworld threat but he's going to try to beat them all on his own!



**Fatality 1:** (Close) U, U, D, F, U, B (Slice-n-Dice)  
**Fatality 2:** (Far) R, B, R, R, LK (Giant Stomp)  
**Brutality:** HP, HP, HP, B, LP, HP, HP, HP, B, B, HP  
**Animality:** (Close) Hold LP, F, F, D, F, Release LP (Lion)  
**Friendship:** LK, R, R, LK (Jump Rope)  
**Babality:** D, D, D, LK  
**Stage:** D, F, D, LP

*Well that pretty much covers it! Master all these and you'll make it all the way to the top of the tournament tree. Watch out for some special Mortal Kombat Trilogy codes and cheats coming soon!*

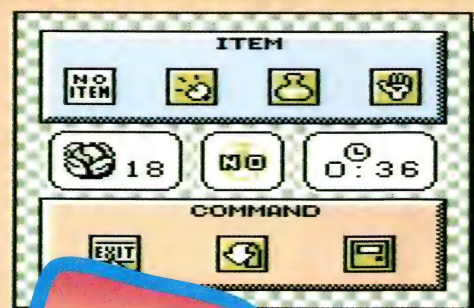




# MOLE MANIA

## DO YA DIG IT?

The Game Boy has seen a right infestation of creatures over its life time. Worms, centipedes, and a whole heap of differently shaped other-world creatures have graced the screen. Now it's the turn of moles to pop their heads up, led by Muddy, whose only concern is to find a quiet life beneath Farmer Jinbe's fields. Sadly Jinbe isn't as eco-friendly as we all know farmers can be (!?!) and he's captured members of Muddy's family and is determined to rid the land of moles forever. Looking disturbingly like a poorly disguised Wario, Jinbe also has an army of mole-hungry thugs who are all intent on making mole-skin trousers at the earliest opportunity.



Status  
report  
please  
Mr. Mole.



Are my signs  
helping you at  
all? I'll recover  
hearts for you,  
so just relax.



If you lose a  
life later on  
you can  
return here  
to top up.

## MOLE-PLAYING GAME

In Quest mode every level is divided into separate screens, each with a puzzle to get through. Things get tougher as you guide Muddy onwards, pushing his little black balls before him to flatten the exit wall and find a way out. At the end of each level there's an unpleasant boss to bowl over or prick with your mole sticks. Each level also contains a bonus screen where extra points or a nice new mole carpet can be obtained. There are also some RPG-like contacts to be made, with signposts and other moles giving both useful and useless advice at various points.




# GET TO THE POINT

In each level you can score a maximum of 100 points: 40 for exploring every area, 20 for finding the bonus screen, 20 for dropping cabbages into holes, and 20 for finding hidden items. These include Energy Hearts to keep Muddy's claws sharp, Maps of the levels and a Locator Screen that'll help you find all the missing bits.

In Vs mode you can battle against a mate by connecting up through the Game Link. It's a straight case of Jinbe against Muddy here, with a choice between cabbages and a very sharp axe as weapons. Which would you choose, or is it really that straightforward?

## DOWN UNDER

Mole Mania isn't exactly 3D, but it does contain an additional direction for Muddy to explore. If you find him faced with an unpassable obstacle or particularly fearsome foe, send Muddy underground and dig his way to otherwise unobtainable locations. You have to be careful where you dig, as holes left lying about can become a problem later: it's dead annoying when you're rolling your bowling ball towards some critter only to have it fall into a freshly-made hole! There are some good bonuses under the turf though, including potions to restore life to the full when it all gets too tough.



A secret underground movement...



...to where no mole's gone before.

## MOLEMANIA

### COMMENT - WILL

The poor ol' Game Boy has been a bit overshadowed of late, with all the attention (and most of the new releases) going to the N64. While palm-based playing can never compete in some areas, it can still top the heap with a well structured strategy title, and Mole Mania gives a good reminder of what the thing is really capable of. I found this one pretty gripping and more than a little frustrating at times too. The gameplay's reminiscent of Lolo's problem solving antics, and if you were hooked by that little lot this will extend your sweaty pleasure with its additional burrowing and head-to-head elements.



When Muddy grabs his balls and turns white you know he means business!



Then the bad guys just get bowled over!





# CABBAGES & KINGS

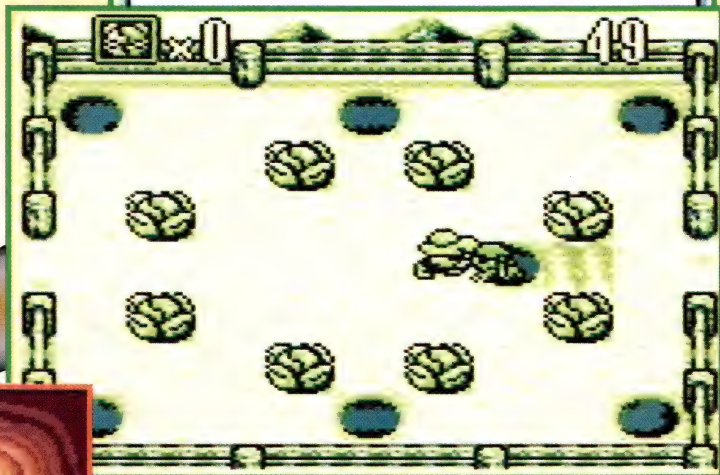
At the end of each level there are the inevitable bad guys lying in wait. Not all of these are what you'd expect to meet on a mole stroll, and different strategies have to be used to beat them. It might mean chucking your ball to flatten a passing rabbit, or sticking spikes up the wrong end of Jinbe's kangaroo. All part of the normal course of events, but the further you go the tougher it gets to get your timing and positioning just right.

The bonus games are pretty tough too. Dropping cabbages into holes while having your head hammered by Jinbe may be some moles' idea of a laugh, but it gave us a headache for rather longer than was necessary!

# MOLE MANIA

Game rule

Drop the cabbages in the holes within the allotted time to win. If you leave even 1, I win!



## MOLEMANIA

## COMMENT • STEVE

This is ace fun. I love to see the Game Boy shine at what it does best, and this little beaut has a good mix of the cream of GB games. The strategy stuff is at its best, with the underground tunnelling good; the RPG-ish aspect is a decent addition, and the rapid-fire bonus games are gripping enough to keep you right there. It's certainly improved by the Super Game Boy, and it has enough depth to keep us poor starved hand-held players contented for a while. Top title!

## REVIEW GAME BOY

### MOLE MANIA



#### INFO

- **GAME DIFFICULTY:** Starts easy, but becomes very hard later
- **FIRST DAY SCORE:** Somewhere in Level 2!
- **ALTERNATIVES:** Adventures of Lolo

#### CREDITS

- **PUBLISHER:** Nintendo
- **DEVELOPER:** Nintendo
- **PREVIOUS TITLES:** Adventures of Lolo/Kirby series
- **DISTRIBUTOR:** Nintendo
- **RELEASE:** Out Now
- **GAME TYPE:** Puzzle/RPG

#### FEATURES

- **PLAYERS:** 1-2 (Vs mode)
- **HEAD TO HEAD:** Yes
- **BATTERY BACKUP:** Yes
- **CONTINUES:** Unlimited
- **OPTIONS:** Save game

#### CONTROLS

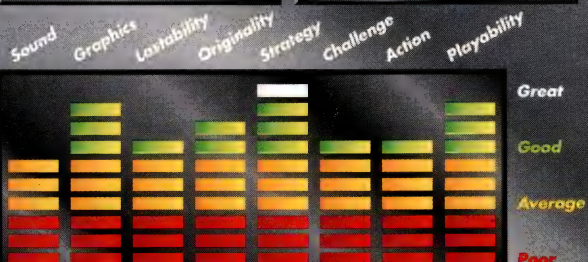
- **RESPONSIVENESS:** Fairly good

**A** Dig down/  
Come up

**B** Grab items/  
Peep

**S** Start: Pause/  
Options

**S** Select: Not used



It's mole-tastic  
and no mistake!





# **PART 2**

**PLAYGUIDE**



**NINTENDO 64**


# **MARIO KART 64**

*Last month we gave you the complete trackside guide to the Mushroom Cup and the Flower Cup. If you took our advice then you should already have snared two shining new Gold Trophies. But it's not over yet!*

*This month we take you through the Star Cup and the Special Cup, pointing out all the perils and pitfalls.*

*If you manage to pull off a third and fourth Gold Trophy then you'll get the chance to try mirror versions of all the courses. You'll have to work those out by yourself though!*

***In the meantime, let's get on the grid and power up...***








## WARIO STADIUM



**Length:**  
1,591m

You'll need to keep your wits about you on this course 'cause the track's really long and it's easy to lose concentration. This does mean that you've always got plenty of time to catch up if you fall behind though so make use of the mini-booster round the wide corners.



### ① Power-slide

Right near the end of the course there's a really sharp hairpin bend. Make sure you go into the power-slide early in the bend then mini-boost into the next turn.

### ② Flying Leap

If you don't quite make the leap over the gap in the track here you'll find yourself back down on an earlier part of the course. You can usually make it OK if you're going at full speed as you approach but you can always scupper your opponents' chances by activating a thunderbolt when they're in mid-air.

## STAR CUP



## SHERBET LAND



**Length:** 756m

Sherbet Land is any icy world where one false move will leave you shivering on the sidelines. Take care on the corners and watch out for all the penguins sliding around the track.



### ① Icy Tunnel

Make sure you stick well to the inside of the turn in this icy tunnel to steer clear of all the penguins.



### ③ Penguin Dodging

The only trick to avoiding the penguins is to watch their movements as you approach and judge your route carefully.



### ② Corner Hopping

There are two really hazardous sharp corners on this track but if you aim for the narrow end of the gap, then press the R Button just as you reach it, you'll hop neatly over the crevasse and land safely on the other side. If you time it wrong though, you'll end up an ice cube!



# PART 2

## PLAYGUIDE NINTENDO 64

### ROYAL RACEWAY



**Length:**  
1,025m

Tour round Mario's home ground on this track but don't bother using your green shells much – the tight corners and narrow roads make control difficult. This is a good place to drop banana skins and bombs though.



#### 1 Castle Detour

This tip doesn't actually help you but it's a bit of fun. Just after half way round the course you'll see a track to the right and if you drive up here you'll come to Mario's castle from SM64. You won't win the race but you will get a chance to drive round the grounds!

#### 3 Straight Flight

To make sure you don't drift off course while you're in the air over the big jump, line yourself up with the very centre of the booster arrows as you approach the take-off point.

#### 2 S-Bend Power-slide

Near the end of the track, power-slide into the final S-bend then cut across the grass to avoid the water.



**You'll have to use all your skills in the Star Cup because there's a real range of track types to try.**

**KEY**



Start/Finish line



Item boxes



Hazard warning markers

### BOWSER'S CASTLE



**Length:** 777m

The track through Bowser's Castle is a real challenge. Most of the corners are right-angles instead of the smooth curves you've been used to until now. As if that wasn't enough, you'll have to dodge the huge Thwomps too!



#### 2 Outside Lane

You must take the outside lane on the causeway if you want a fast time because the left one is blocked by a wall.



#### 1 Bridge Crossing

Line up for the bridge crossing by racing down the right hand side of the third Thwomp room then power-sliding through the doorway.



#### 4 Tight Turn

The only way to get through the tight stone curve is to power-slide all the way. You'll still hit the wall but at least you'll keep your speed up.

#### 3 Thwomp Exit

To get through the second Thwomp room, go down the left hand side then squeeze through the gap between the left Thwomp and the wall.





**Length: 893m**

Donkey Kong's track has a bit of everything so you've got to pay attention. Even though the tracks are pretty narrow in places, you can still use power-slides to keep your speed up. Try not to stray off course though because the natives aren't too friendly!

## DK'S JUNGLE PARKWAY



**!** If you stray off the track on this course the natives'll chuck stones at you!



**1 Tunnel Short Cut**  
If you start a power-slide just as you see the torches in the tunnel, you'll nip up the hill to the raised part of the track. This will get you through the tunnel much quicker.

**2 River Jump**  
Make sure you stay to the left of the booster arrows as you approach the jump then power-slide to the left as soon as you touch down. This way you'll land on course and won't end up in the drink!

# S

## SPECIAL CUP

# S



**Length: 772m**

This is one of the hardest courses in the game and there's a number of different routes through the complicated maze. Make sure you watch the radar carefully so you don't end up doubling back on yourself.

## YOSHI VALLEY



**2 Spinys**  
Watch out for the Spinys - they're all over the inside tracks and all you can do to avoid them is just plot a straight line through.



**1 Short Cut**  
You can save some time near the end of the course by powering up the grassy slope near the finish line. A mushroom boost will certainly help you here.



**3 Giant Egg**  
The giant egg will block your path on to the rope bridge so watch for a gap as it spins then fly through.



# PART 2


## PLAYGUIDE NINTENDO 64

### BANSHEE BOARDWALK



**Length: 747m**

Much of this course has no barriers so be careful not to fall off the edge into the water. Most of the turns are pretty sharp but you can make it round them if you remember to start your power-slides early.



**Big Boos**  
Try not to be distracted by the Big Boos haunting the route. They can't do you any harm so just ignore them.

#### Mad Bats

Attention! Attention! Bats in the house!

#### Sharp Bends

Try out your hops again to short cut over the sharp bends but make sure you don't try jumping over too big a gap.




#### Jumping the Gap

Inside the house near the end of the course you'll see a large hole in the floorboards near a wide wooden post. Just press the R Button as you reach the tip of the hole and you should hop straight over it and avoid the long route around the post.

**If you've placed well in the previous three cups you're ready to take on the challenges of the Special Cup.**



### RAINBOW ROAD



**Length: 2,000m**

The Rainbow Road is by far the longest track in the game. Most of the curves are long and smooth so the real test here is one of stamina. The only major stumbling block will be the Chomps.



#### Long Turns

The long bends here are a great place to use power-slides with mini-boosts. Slide all the way through the curve then use the boost as you exit the turn.

#### Chomps

The Chomps can cause you some real damage so do all you can to keep out of their way. You can usually judge where they'll go if you watch their zigzag patterns but if one comes at you up a hill then you'll have to move to the side to avoid it.



**Now you should have no excuse for not winning all those Gold Trophies. All that's left is to tackle the mirror courses.**

...kool booo




**W**e've got two more levels of the world's best video game to decipher this month in the penultimate part of our Super Mario 64 playguide. It's getting tougher all the time but if you follow our top tips you should claim yourselves another 12 stars. Good luck!

## COURSE 12

# TALL, TALL MOUNTAIN

The Tall, Tall Mountain might look a bit daunting at first but when you find your way around this island in the sky you'll be OK. Make sure your jumping skills are accurate and be very careful near the edges as many of them plummet away into nothingness. To access the level, head upstairs and you'll see the Tall, Tall Mountain picture (which is smaller than the rest) to the right of the snowman painting.

## ON THE UP!



To get the first star in this world you'll have to make it all the way to the top of the mountain. This may sound pretty simple but it's no mean feat. As with many of the stages in SM64, there's more than one way to get to your goal and Tall, Tall Mountain's no exception. You can head up the hill two ways but we'll show you the easy one! From the start you should head left first and snare the 1-Up that's on the cliff edge. You can do this every time you enter the level and it's worth remembering, especially when you try for some of the later stars.

Now go back the way you came and start following the track up the mountain. Your first obstacles are two wide gaps that can only be bridged with long jumps (1). To make sure you don't overshoot when you land, take your fingers off the controls as soon as you're airborne. Now follow the track round past the mushrooms (there's another 1-Up in a yellow box here) and you'll come to some ledges next to Monty Mole's stomping ground (2). Jump on Monty to keep him at bay then back flip up the ledges. Head right when you reach the overhead vines and back-flip up to avoid the next batch of moles. The track narrows as you go up and it'll come to a cliff edge near a waterfall (3) where you'll find another 1-Up. Get a good run up and long jump over the waterfall then make your way further along the track. Soon you'll come to the last tricky bit before the summit. You'll see the top of the waterfall with a narrow bridge crossing in front of it (4). To make it safely over the bridge, close in the camera angle to just behind Mario then edge your way across slowly (5). Once you're across it's just a short climb to the top where the star will be waiting for you (6).

## TALL, TALL MOUNTAIN

## MONKEY BUSINESS

## TALL, TALL MOUNTAIN

You can claim most of the stars in any order you like, but you'll have to have scored the first one in this level before the second will appear. Go up to the top of the waterfall again and you'll see the star trapped in a cage floating above the narrow bridge (1). To get it open you'll need to grab Ukiki the Monkey who's stolen the key and is hiding at the top of the mountain. He's a slippery

customer and you'll need to time your grab carefully if you don't want to spend hours running round after him. He'll show off in front of you so wait until he starts jumping up and down because just afterwards he'll do a handstand and that's when you need to grab him (2). Once you've picked him up he'll dash off down the mountain towards the cage. Keep up with him because you need to pick him up again near the waterfall so he'll unlock the cage. Then the star will fall down to the bottom of the waterfall (3) so you can just leap off the bridge into the water, swim round to the front of the ledge and jump out to claim your prize (4).





# MARIO 64

PLAYGUIDE NINTENDO 64

3

TALL, TALL MOUNTAIN

## MAGIC MUSHROOMS




It's red coin time again but this bout of cash gathering can be pretty tricky. Four of the coins are floating above the giant mushrooms near the bottom of the stage (1/2) and you'll need some pretty accurate jumping if you want to survive. Make sure you use the camera angles to position yourself well before each leap because if you miss a 'shroom you'll fall to your death. Always grab the 1-Up at the start and the one on the large mushroom before you start leaping between fungi. Once you've got the first four coins, head up the ledges above Monty Mole for the final four (3/4). There's another 1-Up up here too so it's worth grabbing to increase your stocks. Once you've got all eight coins the star will appear above one of the bigger mushrooms (5).

4

## SLIPPERY SLOPE

TALL, TALL MOUNTAIN

your long leap over the waterfall where you'll see a row of coins on the cliff edge (1). The wall next to these coins will ripple and that's your clue to the location of the slide. Jump through the wall and you'll come out in a room at the top of the slide (2). Although you'll drop pretty quickly, there are only a few places where you'll need help. As you take the first corner, make sure you go right up into the bank to avoid the edge (3). A little further down you'll see some yellow and red arrows pointing you off on to a wooden track (4). Make sure you follow these arrows because if you continue on the main track you'll reach a dead end. The only other difficulty comes near the bottom after you go into the tunnel. The track gets really narrow at the bottom but don't be tempted to head up the bank again. Stay at the bottom and you should make it (5). Now there's just one final long leap over a gap and you'll end up at the bottom of the slope. Walk up the ramp, drop down inside and claim your reward (6).





# 5


## TALL, TALL MOUNTAIN

To get this star you'll need to be quick and accurate on the jump button. Head up to the top of the waterfall once more and you'll see the star sitting behind the water (1). Walk back down to the purple switch just round the corner (2) and

activate it. This will make two brown boxes appear. One will be right in front of the switch (3) and the other will be in the waterfall just under the star. As soon as you hit the switch dash back up the path and get yourself in position (4) for a long jump to the block. If you pull it off you should land just next to the star (5) and be able to grab it straight away (6).



# PURPLE SWITCH PROWESS



# 6

## TALL, TALL MOUNTAIN

Once again there are two ways to get this star. One is quicker but a lot more tricky so we'll show you the more reliable method. Head up the hill

towards Monty Mole but this time go straight past and up towards the Bob-Ombs (1). Carry on up the hill and take out Chuckya like you did in Wet-Dry Land then head over the bridge (2). Drop down off the platform, talk to the Bob-Omb Buddy (3) then leap off his platform to the left into the water at the base of the mountain. Now you can get back up to the mushrooms the usual way. There's a warp point on one of the smaller 'shrooms (4) that will take you to a ledge leading to the cannon (5). Follow this ledge around carefully (6) and drop into the cannon. Line up the cannon crosshairs so that the star is bang in the middle then raise your aim so that the mushroom is only just visible at the bottom of the sight (7). Now just fire and you'll grab the star as you land on the mushroom (8).






# TINY-HUGE ISLAND

This weird and wonderful world can appear in two different ways depending on which picture you leap into. Make your way up to the tower as if you were heading for Snowman's Land but instead of going through the star door to the right, head left instead and take the other star door. As you go through the door you'll see a picture straight ahead of you but don't be fooled in to jumping through it. If you walk forward a few paces you'll see replica pictures down corridors to the left and right. The left hand one will bring you into the world as huge Mario while the right hand one will make you tiny. You can change size inside the world at various points too by jumping into the green pipes.



## PIRANHA PLANT PANIC!



To get the first star in Tiny-Huge Island you'll need to enter the world as huge Mario by leaping through the left hand picture. You'll appear on a grassy ledge surrounded by the sea and if you look to your left you'll see two other platforms with a green pipe on the furthest one (1). Two well timed long jumps will get you to the pipe platform where you'll meet a tiny piranha plant (2). Stomp him then jump into the pipe. When you re-emerge as tiny Mario the plants will be huge and pose a bit more of a threat (3) but you must destroy all five of them to get the star. You're too small to stomp them now so get right up close and punch or kick the stems to see them tumble (4). The star will appear near the fence (5).

**TINY-HUGE ISLAND**

## TOP OF THE HEAP

**2**  
**TINY-HUGE ISLAND**

Enter the world as tiny Mario this time and go through the archway at the start (1). Swim straight over to the grassy slope in the distance but

watch out for Bubba and the Fly Guy (2). The Fly Guy will drop bombs on your head and Bubba will eat you whole but if you stay just below the water and hug the cliff to your left you should be OK. Once you're up the grassy slope turn left and long jump over the first big gap (3). Leap off the next ledge and let the wind carry you up then shuffle along the coin ledge (4). Turn left again and head across the wooden bridge (5) making sure you avoid the strong gusts of wind. Now dodge the cannonballs as you jump up the next few steps and you'll soon see Chuckya lying in wait on the next ledge (6). Take him out by grabbing him from behind and throwing him off the cliff then the way will be clear to dash up the wooden plank (7) and to the star box near the top of the mountain (8).





# 3 KOOPA'S BACK!

## TINY-HUGE ISLAND

Koopa the Quick is back for a rematch but this time he's on his own ground and so is much harder to beat than your encounter back in the Bob-Omb Battlefield. Head up the mountain again like you did for star 2 but stop just before you reach Chuckya's platform and turn right instead (1). Jump off here into Koopa's garden (2) and challenge him to a race. Although it was fairly easy to beat him last time you met, you're going to need a few tricks up your sleeve to give him the slip this time. Try using loads of long jumps to get ahead of him as you dash up the first straight (3). You'll need a healthy lead before you approach the cannonballs and the windy bridge (4) because neither of these will slow Koopa down. If he's only just behind you as you get on the bridge you can block his path by moving from side to side as you cross. Beat him to the finish line and he'll reward you with a star (5). If you don't manage to get there first, jump in the Shrinking Pipe twice and you'll find Koopa back at the start point.



(1)



(2)



(4)



(3)



(5)

# FIVE ALIVE

To get the fourth star you have to reveal five hidden numbers scattered around the island. Start off as tiny Mario and head up the hill again. Make yourself big with the Shrinking Pipe half way up (1) then carry on to the summit. You'll find the first number in the water at the top (2) and the second at the point where the cannonballs emerge (3). Get back down to the beach and you'll find number three on the thin ledge at the top right of the sandy slope. You might need to backflip up to reach the ledge (4). Number four is over by the small archway at the start of the level (5) and number five is back over the water on the grassy slope (6). Make sure you talk to the Bob-Omb Buddy while you're here (6) because he only appears when you're huge. Once you've revealed all five numbers head back over the hill towards the Shrinking Pipe you just used and drop over the edge on to the Piranha Plant platform from Star 1. Down to the right of the ledge you'll see a Purple Switch (7). Jump down on to it to activate a wooden bridge that will lead you over to a floating platform to get the star (8).



(1)

(2)



(3)



(4)



(5)



(6)



(7)




(8)

## 4 TINY-HUGE ISLAND




5

## WIGGLE WIGGLE!



TINY-HUGE  
ISLAND

You'll be heading deep into the mountain to get this star by collecting the eight red coins hidden in Wiggler's Basement. Start the stage tiny and swim over to the cannon on the grassy slope. Jump in and aim above the lone tree on the ledge (1). If you've done it right you should land in the tree and activate a 1-Up on the way down. Now head left and gingerly walk across the thin ledge (2) and into the Basement. Once inside you'll see several staggered towers holding the coins (3) and you'll hear Wiggler moving about overhead. Play with the camera angles to judge your jumps carefully and collect all the coins. You'll probably find that you can get seven of them with ease (and a bit of wall-jumping) but the eighth might seem impossible to reach. The trick is to climb up to the tallest tower (in the far left corner as you enter) then position yourself right at the very edge (4). Now do a standing double jump and on the second jump press and hold down A to grab the railings above you. Keep holding the A Button as you swing over to the far platform (5) and grab the last coin. Now you can just do normal jumps down and back over to the bottom of the tower to claim your prize (6).



6

## WIGGLER'S WELCOME

TINY-HUGE  
ISLAND

Start off small again but make yourself big before you reach the top of the mountain. Do a butt bash in the pool at the top to drain the water out and reveal a small hole (1). Nip back down the hillside and make yourself small again (2) then head back up and drop into the hole (3). You'll land in Wiggler's house above the red coin basement (4). Wiggler's a fast mover so you'll need to act quickly (and make good use of the camera angles) if you want the star. All you have to do is jump on his head three times and he'll shrink down to nothing revealing the star in the centre of his lair (5).

**W**ell now, it's 13 down and 2 to go so don't miss next month's final part where we take you through the Tick Tock Clock and Rainbow Ride as well as your final encounter with Bowser in the sky.



# NINTENDO 64 PLAYGUIDE SPECIAL LEVEL

## FINAL PART

Here it is at last – the final part to our high-flying PilotWings 64 playguide. We've taken you right through all the standard levels up to now so we finish off this time with the guide to accessing and completing all the special levels.

## BIRDMAN STARS

These stars give you access to the Birdman Levels and they're easiest to grab if you're using the Rocket Belt. These levels are just for fun and you can pretty much do what you like!

### Beginner Class

The star in this stage is floating under the arch of rock on the coastline.



### Class A

You'll find this one in the centre of New York's park in the Little States.



### Class B

On Everfrost Island there's a cave leading from the smaller of two waterfalls. Go along inside the cave and then down at the end to find the star.



### Pilot Class

Head left from the waterfall on Crescent Island and fly along the coast. You'll soon see a cave in a cliff so fly in here to get the star.





S



# PLAYGUIDE PILOT WINGS 64

## CANNONBALL



The cannonball levels are great fun, especially after flying through all those hoops, and each level has four different cannons to fire. In some stages you'll have to account for the wind when you aim, and in all of them you'll have to remember that you fly ballistically (in a curve) to the target. There's a trade-off between power and elevation so it might take you a little while to get the hang of it. To help you on your way here are some settings to try. They should get you into the bull's eye every time so you

shouldn't have too much trouble getting a high score. There are three different settings to line up each time so check out the figures here and look at the screenshots to see the best positioning.

Once you've soared through all the levels with top marks, it can be a laugh to go back into them and try aiming for other things. If you fly into Mario's face on Mount Rushmore you'll get a cool effect (see left), and try hitting some of the passing hang gliders too.



### SYMBOL KEY:

- V = Vertical
- H = Horizontal
- P = Power

### Round 1

#### Cannon 1

V: 2°  
H: W50°N  
P: Full




#### Cannon 2

V: 12°  
H: S70°W  
P: Full



#### Cannon 3

V: 18°  
H: W30°N  
P: Full



#### Cannon 4

V: 4°  
H: S87°W  
P: Full



### Round 2

#### Cannon 1

V: 10°  
H: S65°W  
P: Full



#### Cannon 2

V: -5°  
H: S12°W  
P: Just less than 1/2



#### Cannon 3

V: 29°  
H: W28°N  
P: Full



#### Cannon 4

V: 18°  
H: E49°S  
P: 3/4



### Round 3

#### Cannon 1

V: 13°  
H: E22°S  
P: Full



#### Cannon 2

V: 7°  
H: S85°W  
P: 1/4




#### Cannon 3

V: 52°  
H: S41°W  
P: Full



#### Cannon 4

V: 45°  
H: E54°S  
P: Just less than full





# NINTENDO 64 PLAYGUIDE SPECIAL

# LEVEL SKY DIVING

The Skydiving levels are tricky so it's wise to use Goose. In the first stage of each you need to get into various freefall formations with the other parachutists and you do this by lining up with the flashing yellow targets. Next, pass through the clouds and try to come in for a nice gentle landing in the middle of the target. You also need to watch your speed of approach – too fast and you'll lose points.

## Level 1

There are five positions to match here and they're all fairly easy. After you've tried it a few times you'll find that you'll be able to guess where you have to be next. Once you're through the cloud base, dive down to about 200m, aim between the island and the beach, then open your canopy. You can circle about a bit if you're going to miss the target but you score more points for a fast time so don't hang about for too long.



## Level 2

Again five formations to match but this time you've got a little less time to catch up with the others. After you get past the clouds aim for the jetty downwind of the target then open the canopy at a bit less than 200m and head upwind. The wind will help you keep the speed down to the target and give you a better landing.



## Level 3

The formations you have to match are a bit more difficult again in this final skydiving stage. Once you're through the clouds you have to watch out for the mountain peak or you might have trouble sitting down for a while! The target's on the very top of a small peak so head upwind of it and pull the 'chute at about 500m. It'll probably take a bit of practice to hit the spot.







# JUMBLE HOPPERS

## Level 1

Head straight towards the goal, avoid the lake in the middle of the island and plan your approach round the buildings to avoid them as much as possible.



Whoever came up with PilotWings was spending far too long in front of a computer screen and not enough time getting fresh air, because the bizarre craft for these levels is a pair of super bouncy boots and the aim's to hop your way to a goal in the minimum time. You can't land on a steep slope and you'll lose points if you get your boots wet. Kiwi's great in bouncy boots, so they say.

## Level 2

Turn around and head for the gap in the hills just above the waterfall. Now bounce over the headland and follow the coast road and the sea shore to the goal. Don't overshoot the goal from the land because you'll lose points in the sea.



## Level 3

Head as directly as you can towards the goal. There are plenty of routes over the hills and it'll cost you too much time to go around. Once you get to the flat farmland you'll soon pick up speed and you shouldn't have too much trouble reaching the goal itself. Watch out for all the buildings though! It'll save you time to come away from the goal and then head back in if you miss first time.



By now you should know everything you need to get the most out of PilotWings 64. Don't forget that if you've missed a part you can always order a Back Issue (see page 67).





There's plenty of anime action this month with the third and final part of Madman Entertainment's **Genesis Survivor Gaiarth** out to buy. July also sees the release of the final part of the **3x3 Eyes** saga

from Polygram and you'll also be able to buy the penultimate part of the **Project A-Ko** series that was released at the end of last month. If you've spent all your allowance though you can always try and win copies of **Gaiarth** and **3x3 Eyes** courtesy of Madman and Polygram.

## WIN! WIN! WIN!

We've got two great anime competitions this month with a total of 19 tapes up for grabs! Answer the questions on the form below (you don't have to enter both comps if you don't want to) then fill in all your name, age and address details. Your age is important because these tapes are for over 15s only (be honest now!). Once you've filled in the form, just snip it out (or photocopy it if you like) then post it off to us here at the address below to arrive by 1st August.

### SURVIVER SELECTION

Thanks to Madman Entertainment we've got three copies of the complete set of **Genesis Survivor Gaiarth** to give away. Tell us the name of the mysterious elf and you could be one of three people who will receive a three tape set of **GSG**.

### AN EYEFUL OF PRIZES

Polygram have let us have two complete sets of the five-tape **3x3 Eyes** series that concludes this month. To win, tell us the name of the malevolent Sanjiyan lord.

Good luck and don't forget to give us your age!

**KEY:** Keep a look out for these icons so you'll know what to expect! Don't say we didn't warn you!



#### GORE

Lots of chunky red stuff prone to flying about the screen.



#### TENTACLES

Demons with lots of tentacles for tormenting hapless females!



#### TITILLATION

Whether it be shower scenes, dissolving bikini strings or shirts which tend to not be very well stitched together!



#### PROFANITY

Free exercising of the right to have a potty-mouth. "What the heck, lets just stick another #!@#! in here"

## Genesis Survivor Gaiarth - stage 3



In the aftermath of planetary war, the people of Gaiarth struggle to survive amidst the remnants of technology they no longer understand.

After the defeat of Kampfdraken (in Stage 2), a mysterious elf named Sakuya awoke from a century long slumber only to be captured by the diabolical General who plans to use her to dominate the world - or destroy it in the attempt!

Can Ital, Sahari, Fayk and Zaxxon the War-roid rescue Sakuya, defeat the General and save Gaiarth from a fate worse than Armageddon! It's time to find out!

Some of the visuals, backgrounds and character designs in this series are truly awesome, although the animation itself lets it down at times. A great climax with the evil-ancient-robots-in-their-big-apocalyptic-war-machine-determined-to-exterminate-humanity-forever versus the good-little-humans-with-their-friendly-robot-determined-to-set-things-right-no-matter-the-cost thing going on as expected.

The **GSG** series overall offers wonderful visuals, is a great combination of the fantasy and science fiction genres and is well worth a look.

						RELEASE INFORMATION	
ANIMATION	DUBBING	MUSIC	DIALOGUE	STORY	OVERALL	July 6th	
<div><div></div><div></div><div></div><div></div><div></div><div></div><div></div><div></div><div></div><div></div></div>	<div><div></div><div></div><div></div><div></div><div></div><div></div><div></div><div></div><div></div><div></div></div>	<div><div></div><div></div><div></div><div></div><div></div><div></div><div></div><div></div><div></div><div></div></div>	<div><div></div><div></div><div></div><div></div><div></div><div></div><div></div><div></div><div></div><div></div></div>	<div><div></div><div></div><div></div><div></div><div></div><div></div><div></div><div></div><div></div><div></div></div>	<div><div></div><div></div><div></div><div></div><div></div><div></div><div></div><div></div><div></div><div></div></div>	\$24.95	
						'M'	
						45 minutes	
						Madman	

## ANIME COMPS

### SURVIVER SELECTION

What is the name of the mysterious elf?

### AN EYEFUL OF PRIZES

What is the name of the malevolent Sanjiyan lord?

Name: \_\_\_\_\_ Age: \_\_\_\_\_

Address: \_\_\_\_\_ Town/City: \_\_\_\_\_

State: \_\_\_\_\_ Postcode: \_\_\_\_\_ Phone: \_\_\_\_\_

Send to:

ANIME COMP #52, NMS, PO Box 734, Crow's Nest, NSW 2065



# Project A-Ko Part 5: Battle 1: Grey Side



"You think you know A-Ko Magami, the world's strongest schoolgirl! You think you know B-Ko Daitokuji, the bitch-queen genius from hell, and C-Ko Kotobuki, the galaxy's cutest bubblehead! Well think again, because you've never seen them like this before! Get ready for the newest chapter in the Project A-Ko series, a fast paced alternate reality science fiction adventure - Battle 1: Grey Side.

Life for spunky A-Ko and her cunning partner B-Ko as monster hunters on a desert planet is simple but exciting. However when space pirates Liza and Grush foul up their attempt to kidnap C-Ko Kotobuki, the ten year old heiress to the Kotobuki fortune, trouble literally drops in on them.


Faced off against busty amazon Liza and her gun-toting partner Grush, A-Ko and B-Ko take the law into their own hands in order to rescue C-Ko before the sinister Gail has her in his clutches and fulfils his dark plan to resurrect the demon Xena. Fighting sand-submarines and three headed space dragons A-Ko must defeat Liza, while B-Ko finds herself staring death in the face..."

I found Project A-Ko 5 to be a bit of an alternate reality cash-in on the excellent original episodes of A-Ko. It's fairly amusing, with lots of super deformed action, and for some reason A-Ko seems to have a Star Trek badge on her uniform!!

I'm not sure why the bad guy needs that annoying little C-Ko to resurrect the Dragon God of the Universe and bring Xena back to life... Hopefully one of them'll eat her. I'll watch the second part and keep my fingers crossed!

ANIMATION						RELEASE INFORMATION					
100%	100%	100%	100%	100%	100%	June 4th	100%	100%	100%	100%	100%
100%	100%	100%	100%	100%	100%	\$24.95	100%	100%	100%	100%	100%
100%	100%	100%	100%	100%	100%	'PG'	100%	100%	100%	100%	100%
100%	100%	100%	100%	100%	100%	50 minutes	100%	100%	100%	100%	100%
100%	100%	100%	100%	100%	100%	Polygram	100%	100%	100%	100%	100%

# 3x3 Eyes - part 5



Yakumo and Pai's travels finally bring them to the Sacred Gate of Lost Time which leads to the city of Sanjiyan. It is here that they must begin the most dangerous journey of all - a journey into the dark past of the Sanjiyan people and their malevolent lord Kalyanwan. It is also here that Pai will unlock the secrets of her past and the truth behind her identity. But some secrets are better left unknown and the truth may destroy them all.

As the final battle approaches the forces of Darkness gather their strength, preparing to finally destroy all who stand in their way. Can even the mystical powers of Pai stand against the ages-old evil that has risen once again! In this action-packed finale, the fate of the world will be decided - once and for all!

Great to see Yakumo (amongst several others) cop the mincer treatment a little more in this one. The secrets of Pai's past are revealed (kind of), the battle is fought and the fate of the world is decided (again). All in all a very cute and happy little ending to a most enjoyable series.

ANIMATION						RELEASE INFORMATION					
100%	100%	100%	100%	100%	100%	July 2nd	100%	100%	100%	100%	100%
100%	100%	100%	100%	100%	100%	\$24.95	100%	100%	100%	100%	100%
100%	100%	100%	100%	100%	100%	'M'	100%	100%	100%	100%	100%
100%	100%	100%	100%	100%	100%	50 minutes	100%	100%	100%	100%	100%
100%	100%	100%	100%	100%	100%	Polygram	100%	100%	100%	100%	100%


# MANGA

## THE CLASSIC LUPIN SERIES

OUT NOW

3 NON-STOP

COMEDY THRILLERS  
FROM THE PEN OF  
MONKEY PUNCH



SECRET OF MAMO

ALSO  
AVAILABLE



THE CASTLE OF  
CAGLIOSTRO

COMING  
SOON (AUGUST)



GOODBYE  
LADY LIBERTY

The Adventures of  
'Wolf' (alias Lupin III)  
the world's greatest  
thief who'll go after  
the money, the girl  
AND the bad guys  
everytime!!!

\$29.95 rrp each

Available at all good Manga and video retailers



Distributed by PolyGram Video, PO Box  
17, Millers Point, NSW, 2000.

PolyGram Video



# Mail Bag

## SEX, WHAT SEX?

To Les,  
Please please please remove Ben and Bindi from any more NMSs 'cause they suck so just don't print their fairy loove any more or it shall drive me totally insane... on the other hand... is Nursie Pretty?

I think that people that write to Mail Bag should tell their sex... Is Bindi a boy or a girl? Is Ben a boy or a girl? Maybe they're both boys! I hope not! Whatever they are at least I know I'm a boy. Mark Withington, you're a f\*% wicked drawer but what kind of fineliner do you use? Please tell! Oh and Les, if you get a letter from Mark print it right away or I shall shoot you full of lead.

Reugen Ashenbrenner, Vic


Nursie moves like the breath of an angel, she fills my very veins with deep, deep love and fluid, and her fair hands empty my soul and bag each day.

## HERE'S ONE

Dearest Les,  
Hello, how are you? It's me again, Mark Withington, with my 121st letter that probably won't get printed. But hey, I'm not bitter. I'm really glad you are printing my pictures, and I'm happy that the real Chun Li likes them. All this time I thought Chun Li was a video game character, live and learn. Anyway, a big hello to Chunners... More greets go to Ben, man, you have incredible writing talent, keep 'em coming, I'm enthralled; Bindi, what's the deal? You going with Ben or what? From the Next Bed (#49), dude, what are you on? Awesome letter.  
Hugs and Kisses,  
Mark Withington, NSW  
PS Laura Palmer's father killed her, who'd have thunk it?

Nursie has informed me that we are to have a special outing this week. I'm not sure what sort of 'outing' she means, the last one wasn't pleasant at all and Bobby regretted everything he said to that policeman. Nursie isn't looking too well just lately, we think that doctor who does all the experiments with milk and hallucenagenetics has been at her again with his syringe. Poor Nursie, sob, what will I do if she turns into a parking space?

As for love! We just get hate when there are love letters in the mail.



Mark Withington, NSW

Mark makes his mark like a shark in the dark. Everyone agrees. And he's in demand too! I had a peek at Laura and she's not dead, that's her twin.

## IMPOSTERS!

Dear Les,  
It has come to my attention that people seem to be imposing as other people, such as Chun Li, Ryu... um, okay that's all, but will the real ones please come forward. Some people claim they are them but where's the proof? Chun Li (#50) I always thought that Ryu was from Japan, so why would he say 'I love you' in Chinese?

To the real Chun Li, why would Mark Withington want to disgrace his artwork with you? He can draw whoever he likes, isn't that right my love? Don't pester my love with your pathetic attempts to win his heart as he is mine and I will conquer all the universe, battle the unstoppable tax man, etc, just to prove my love for Mark Withington.  
Madam Pisces, QLD

She's sometimes other people too you know! That one I couldn't type for a start, and another one called... Ab  
Sorry 'bout the pics Pisc.

## OVERDOSE

To Nikki Burns aka Chun-Li.

Hi Chun-Li it's me again Ryu, I know you are the real one. The person claiming to be you in #50 couldn't be Chun-Li, she didn't have a fire in her heart like yours. Please let me be the one to steal your loving heart and not Tom Jennings (sorry Tom, no offence). Please choose me as your sweetheart my love! You are too precious to be without, as I dream of you all the time. But I need you here beside me so I can comfort your soft body and steal your soft heart like you have done to me. B-Orchid, Cammy they are no match for you and your lovely body and soul. Your soft skin and sweet love is all I need to live. And every time it storms down and every time you're lonely just remember I will be beside your heart.  
From Ryu. Right at Heaven with Chun-Li.

## BURN IT UP!

Dear Les,  
This letter is for the beautiful Nikki Burns... Aaaaaahhh! Just saying your sexy name Nikki makes me want to choke the hell out of Ryu (#48). Ryu, that was a pretty good letter, but listen to this Nikki, I hacked into Ryu's love life and found that he is in love with no-one else but... Skull!!! So Ryu you cheating b\*&@!d, go say that so-called love letter to your darling Skull!

Nikki, my only love in my heart, I was the one who rang you up two times because I fell in love with you when I read your letter in #46. I'm very sorry but I was too embarrassed to express my true feelings with you. You never know, I might ring you again and we can talk sweet, sweet love words on the phone. Now only fate can lead us up the right path of true love. Ben (#43) can you

Mark Withington, NSW

DI  
GOLD



convince Nikki that I am speaking the truth and nothing but the truth so help me God (sound familiar?) that I love her? If you will I will do the same for you and Bindi.  
Tom 'In Love With Nikki' Sabre Wolf Jennings, Vic

Have you had enough love letters yet? Heh!

## ANOTHER APPROACH

Dear Les,  
To Nikki (#46) you sound so sexy when you're angry! You are one mega babe and I would love to win you over! Write back if you're interested.  
Mr Burns, if you dare lay a finger on Nikki I'll wipe your face to the moon!  
Joe, NSW

What a sweet talker! Makes my calves go all sweaty just thinking about it. (No, not those calves!)

Scott A, SA





## MORE, MORE!

Hey Les,  
I think you remember me.  
You probably put that  
picture I gave you up on  
your wall and you're going  
to start a cult trying to stop  
your mother from taking it  
down.

Mr Burns - I don't think  
you have little devils with  
sticks that poke people's  
asses because then your  
sister wouldn't have told  
me that you leave your  
undies on her pillow slip  
ha ha!

Sister Burns - I think  
everyone should laugh at  
your brother and poke him  
with forks. I would like to tell  
any girl that plays Nintendo  
and reads NMS that I'm the  
man for you.

Dan Callaghan, NSW

## LAST WORD

Dear Les,  
Thanks for publishing my last  
letter. To the real Chun Li (#50),  
don't be offended by me. I only  
wrote 'also known as' Chun Li  
because I think Chun Li is the best  
and most respected female  
character in Nintendo. But you  
crossed the line by telling off my  
Ryu!  
To Tom Jennings of Vic (#50), sorry,  
I'm taken.  
Sister (Nikki) Burns, Qld

And so to the end of this month's  
gripping episode. Will Bindi  
write back and confirm to Ben  
what we all thought? Will Nikki  
change her mind and her man?  
What will Ryu do now? And how  
can Madam Pisces deal with  
Mark's latest picture? Tune in for  
another episode of Fighting Fish  
(codswallop) next month. OR...  
you could write and tell me how  
you HATE all these letters.  
Nursie likes the hate letters best!

## MUMMY!

Dear Les,  
I am a 52 year old mother of seven  
and my youngest son buys NMS  
every month. I think it's a \*#&@ing  
waste of money if you ask me,  
what's this \$4.95 for a few pages of  
rubbish, that's enough to buy my  
daily groceries. A few days ago I  
was leafing through my son's NMS,  
when for the hundredth time I saw  
this Orchid character, this young  
woman seems to have less and less  
clothing on every time I see her, it's  
utterly appalling. And this Nintendo  
64 my son's got, it's rotting his  
brain. Back in my day we used to  
pick snails out of sewerage pipes for  
fun. And how do you explain these  
covers of your magazine, they're  
evil I tell you, evil, evil, eeevviill!  
Yours truly  
Mrs Bridgebottom, Vic.

I still do that with the snails.  
They call it therapy here but I  
think the doctors are selling  
them on as snacks to an  
unsuspecting public. Evil!

## DEAR LES,

I am sorry to say that I am related to  
that Sergeant Buck Sloppy but I  
completely disagree with him (except  
for the bit about the Volvo). His  
"High-tech" equipment consists of an  
empty Coco Pops box, some Lego  
blocks and his team is just his dog  
who likes to sleep in the toilet  
instead of go on "secret  
assignments". But he isn't all bad, he  
just doesn't get out much!  
Love from  
The Black Witch, NSW  
PS Thanks for the flowers you sent  
me but you have to send them to my  
house, if you send them to me at  
school the headmaster gets jealous!!

Damn! Those flowers were meant  
to go to my secret love Kangarina.  
I always thought the volvo was a  
secret part of the body!

## SEX REARS ITS UGLY HEAD AGAIN

Les,  
Thanks for printing my letter in issue  
#49. It is good to know you are a  
believer, just like me. But I have a  
question: Why are there so many  
sexist pigs in this magazine? Of  
course I am referring to Bret, Jade  
Lake and Daniel V. Don't you think  
it's just a little offensive to call  
someone a girl? (to us girls I mean.)  
Anyway, some of the greatest people  
were females, like me, I'm a doctor,  
scientist and an FBI agent so shut  
up! Could demonic possession be  
involved here? Who knows. The  
truth is out there Les..... but where?  
Scully, Vic.

How nice and fluffy to have a  
lovely, lovely letter from a lovely  
girly-whirly, pink and pearly er...  
woman. Sorry! Some males are  
good too. I'm a bit male and I  
invented the Lunar Cycle, and  
although I only rode it to the  
main gate I expect I'll be famous  
one day. Strange that we still get  
letters about Bret (issue #37),  
although we've never had  
another from him. Mmmmm...

## FOXED

Hi-dilly-ho-dilly Les,  
I am answering the letter Scully  
wrote in #49, especially the mistakes  
she made... ONE: You mentioned  
little green men. As I told you and  
your friend Tom Colton from the  
Academy in episode 1x02, Squeeze,  
they are not little green men. Tom  
said to me "So whatta ya think  
Mulder, is this the work of little green  
men?" And I said "Little grey men,  
their actual colour in reported  
sightings is grey." TWO: In episode  
2x10 'Excelsius Dei' you said that  
ghosts didn't exist and that Gung's  
mushrooms were 'the scientific  
explanation'. THREE: Poltergeists you  
claim are not in existence, as you  
voiced your opinions in episode  
1x05 'Shadows'. FOUR: Zombies  
are not real as in the real that we  
think. We saw that in episode 2x14  
'Fresh Bones'. FIVE: Vampires are  
simply people who believe that by  
drinking the blood of others they will  
have eternal life. (But you wouldn't  
know that because you were  
abducted by aliens and not on Earth  
when that happened). See episode  
2x07 'Three'. SIX: We've never  
done something on witches. One  
thing I do agree with you on -  
Kate Fischer is definitely not real.  
Trust no-one  
Fox Mulder, WA

No, no-no, no! You'd-a said  
"Little gray men, their actual  
color in reported sightings is  
gray," in American. Now we  
all know what poor old Scully  
has to put up with all day.

## DEAR LES,

Sergeant Buck Sloppy here from the  
almighty skull forces. We have had  
you under video surveillance for  
three months and have found out  
some astonishing secrets of yours.  
Here are three of the twenty four we  
discovered:

- 1) You sold your SNES to a four  
year old child telling him it was an  
oversized Tim Tam. The child  
eventually tried to eat the console  
and now must have major surgery to  
reconstruct his jaw bone.
- 2) You purchased every Sega  
console from the original Sega  
Sega Saturn.
- 3) You drive a Volvo!  
Buck Sloppy, NSW  
PS To that lovesick Casey - sorry  
you didn't score with Ben but I'm  
available!!!!

God! I wonder what else he's got  
on me!




Gazza, NSW

Green plastic hippos and  
black plastic knickers,  
Young men called Albert with  
an interest in vicars,  
Loads of old women all tied  
up with string,  
These are a few of my  
favourite things...



Zoran & Alex, Vic



Adam Daymond,  
WA


Send Les one of his favourite things:

Les, NMS, PO Box 734,  
Crow's Nest, NSW 2065

email: catalyst@popmail.dircon.co.uk



# Skull's Graveyard



People say I'm getting lazy! Truth is I'm heading for the hills for a month, so the dear ol' Ed has cut me short so's I can tend to the small furry things that need my attention.

Still, I'll do my bit for the firm, so here's a couple of the most

useful letters and some tasty pics. See yas!

## Dear Skull,

Do you know what really gets my gander and gets my goat at the same time? It's all the moronic Sega lovers who write in to this mag and slag off at Nintendo. These are the sort of nitwitted ninepins who give Sega lovers a bad name. If they love Sega so much why the hell do they buy a Nintendo Magazine? And what's worse is they actually believe what they write. You stupid, stupid idiots! I could write into Megazone and tell them how s\*%t Sega is but I wouldn't waste my time. Us here at Nintendo know we're better and you sad gits are the ones who miss out on good gameplay and graphics because you rushed out and bought the crappy Saturn. I played that piece of crap and I, for two, was not impressed. Well I must be off now, but Skull, keep on printing those Sega lovers letters, they're good for a laugh.




Travis "Corpse" Vanderner, Vic

*Yeah, but you have to see the funny side of it. If you're as unloved an' unheard of as they are they have to have somewhere to go to make a noise. We love 'em we do!*

## Skull's Graveyard

NMS,  
PO Box 734,  
Crow's Nest, NSW 2065  
email: catalyst@popmail.dircon.co.uk

LES GOES BOOM!



# Write off!

We don't just get letters and emails moaning all the time, but often these are the most interesting to put into the magazine. We're not afraid, send us your ideas and whinges as often as you like, as well as letting us know what's good and happy in the gaming world.

## Dear Write Off,

I'm not a complainer but this has gone too far. Yes the N64 reviews are great! But it's taken over everything, including the GB reviews and the SNES reviews. I NEED those SNES reviews for my SNES, so I know what games are good or bad. People still have the Game Boy and SNES you know. So tell Willy to put in some SNES reviews, and tell Nun to get some more SNES tips. Brenton Chong, WA  
PS Tell Skull to move off out of this mag!  
PPS Sorry about the complaining but I had to do it.

*Skull, move off out of the magazine. Now!*

*It is true that we've had an over-indulgence in the N64 of late, and that SNES and GB titles have been few. But the combined reasons of the N64 being really hot, and having a barrage of interest shown in it, together with a virtual drying up of SNES titles has left us with very little choice for some months. Nintendo themselves have only brought out a couple of SNES and GB titles this year, and many other distributors have not been any more enthusiastic. We have covered non-N64 games in our playguides and tips, and reviewed such titles as Lufia, Terranigma, Game Boy Gallery 2, Wave Race, etc when they've become available. All's not gloomy though. The coming months will see a range*


*of titles for both systems that were previously unavailable over here. Check out pages 16 - 19 for some sneak previews and we'll cover them fully in a later issue.*

## Dear NMS,

Amazingly I've actually got a complaint about Super Mario 64. I agree that it's probably one of the greatest games on earth. It's great to see what the N64 can do, but really, it's too easy! I defeated Bowser within a week and found Yoshi in two and a half. Now that I've completed it I really don't feel like doing it again, it has hardly any replay value. Now PilotWings 64 has the best replay value so far in an N64 game. I can literally spend hours exploring Little States Island or Crescent Island without getting sick of it. What I'm saying is that some of these new 'state of the art' games are boring after a month or so. Nintendo is doing great as it is catering for all people's style of gameplay.  
David Fleming, Tas

*This isn't a complaint we've heard much. There's such a lot in Mario 64 that for most people there's plenty to explore and the level of toughness seems more or less right. This first wave of games has set the base for those to follow, and I guess developers will use the feedback from players to determine how difficult to make them in future.*





**Dear NMS,**

Your article 'Future Shock' in issue #49 brought up an interesting conversation between my friend and I. I thought the article was dead accurate. Why buy a NES when a SNES is around the corner? Why buy a SNES when a PlayStation's coming? Why buy a PlayStation when a Nintendo 64 is being made? Do these years of experience mean that purchase of a Nintendo 64 is pointless as something bigger and better will be here in three years time? "No way," my friend responded, "You didn't buy a SNES, you didn't buy a PlayStation. If you keep thinking about the future you'll never do anything now, in the present!"

I think my friend has a pretty good point, but then again so do I. What do you think?  
Peter Medynski, NSW

*Can you afford to miss out? Can you afford to stay in? Maybe this'll help you decide:*

**Dear NMS,**

As a mother of an 11 year old Nintendo fanatic, I am really peeved to see the cost of the Nintendo 64 over \$100 cheaper only two months after the March 1st release date. Having started with the humble basic model, progressed through to the SNES, picking up the Game Boy on the way, we were assured by the 11 year old fanatic that the Nintendo 64 was a 'must have'. So we got in early with our order (Nintendo had our deposit for 3 months) and fronted up on March 1st with great excitement! The 11 year old fanatic is still excited by his N64 and the prospect of more games being released. I, on the other hand, am not so excited - feeling more that the Nintendo faithfuls have been penalised (financially) for being

too keen in securing orders for those first few truck loads. So, bring on your next whizz-bang system whenever you like. Regardless of what the 11 year old fanatic thinks we won't be at the front of the queue!  
Judi Forrester, SA

*True, in the May issue (out on 25th April) we said that: "The price has recently dropped in the US too, but no plans for anything to change here as yet." in response to a letter asking if that was likely. At the time we went to press that was precisely Nintendo's response when we asked them the same question. We talk to them regularly for news of what's happening, but if they haven't decided on a policy they're not about to tell us, and unfortunately the gap between us completing the magazine's editorial and it hitting the streets can sometimes mean that such things happen faster than we can report them. With that in mind I'm cautious about whether the compensation game policy is still in operation, but I do agree that, although frequent in the world of computers, it is a drag to find a price drop so soon after the launch date.*

**Dear NMS,**

I recently bought a N64 and I am very pleased with it. But I am disappointed with how far behind we are of the rest of the world in the topic of release dates. Why is it that some games like FIFA 64 & Shadows of the Empire come out at almost the same time worldwide, and games that have been out since last year in America and Japan still haven't made it to our shores. I've been hanging out for NBA Hang Time which was out last year in America, and wasn't due out here until June. And now that's been delayed, as well as Hexen,

until August, and who knows that it won't be changed again? I'd also like to thank Nintendo Australia with how they dealt with the sudden price drop of the N64. They were compensating anyone who paid the \$399 price with a free game! This is why Nintendo is the greatest video game company in the world!  
Chris Flavelle, Vic.

*An alternative view on the price drop. As for some game release dates differing, this remains a constant source of mystery to many a games player. For some reason Australia is grouped together with Europe as far as marketing games is concerned, and we seem to lag far behind both Japan and the USA. Some games never make it out of Japan at all (too many RPG titles for many readers) and the US has its own specialist areas beyond which games don't travel. Whenever we ask we get a variety of replies, sometimes putting it down to availability of cartridges or chips, at other times describing Australia's particular marketing needs, but really the answers range between manufacturers managing to find distributors to deal with in particular territories, and the perceived needs and size of the home market. Although why some cracking titles never appear in PAL format still escapes us!*

**Dear NMS,**

I'm sorry to have to complain in your brilliant mag but I feel the following has to be said. The new rating system is crap. It's hard to compare games on other systems as well as other Nintendo mags. Could we please return to the original rating system? There isn't any overall rating either which is crap 'cause you don't know really how good or bad a game is. Instead, all you know is the playability is great and the graphics are good. What use is that? When you talk to a group of Sony players and they say "Formula 1 got 99 out of 100, what did Mario Kart get?" you say "The playability is great and the graphics are good." All I'm asking is the return of the old system. I'm sure other NMS readers agree with me.  
Thank you.  
Cameron Horn, Qld.

*We've had very few complaints and some congratulatory noises over our new ratings panels. The idea of showing them in the categories and way we do was a follow up to survey responses and in anticipation of the new N64 system that made comparing some elements in a purely numerical form rather pointless. What's important is that you get a clear indication of what the game's like and whether it would suit you, but each score category has ten levels so you can work it out if you really want to.*

**Don't stop!  
Write in to Write off!,  
Les or Skull at the  
usual address:**

**email: catalyst@popmail.dircon.co.uk**

**NMS Magazine,  
PO Box 734,  
Crow's Nest,  
NSW 2065**






# Nun the

*Moi darlin's, moi darlin's! Tank ye's all from de bottom o' moi bin for all de tips ye's keep sendin' in te keep an ol' nun happy. Dese come from a darlin' choild o' the forest who calls himself Mark T. and udders are in from Andrew Black out o' de land o' de Queen, an' Peter Moffat from NSW. Oiy loves ye's all an' t'ink ye's a darlin' bunch o' darlin's.*



# TETRIS ATTACK



## FIRST BATCH

1-1 None  
1-2 FP%D292K  
1-3 FP9J2%93  
1-4 FPYD2%2P  
1-5 FPFJ2S9D  
1-6 FPFJ25CR  
1-7 FPM25!Z  
1-8 FPCJ27C?  
1-9 FPQD27!2  
1-10 FFPJ2694

2-1 FPHJ2Y9H  
2-2 FP2J2BCL  
2-3 FPTJ2B2N  
2-4 FPNJ2C!X  
2-5 FPKD2M!T  
2-6 FP?D219&  
2-7 F35D2JCC  
2-8 F3%J2GCM  
2-9 F3BD2G!1  
2-10 F37D2Q2F

3-1 FPCJ22!J  
3-2 FPGD24!G  
3-3 FPHD2H2Q  
3-4 FP&D2NC8  
3-5 FPPD2X29  
3-6 FP?D2&!%  
3-7 F35J2K!S  
3-8 F39J2325  
3-9 F36D2P27  
3-10 F3CD2ZC6

4-1 FPLJ499Y  
4-2 FP2J4%!B  
4-3 FPXD4SK!  
4-4 FP3J47MK  
4-5 FP?J46%3  
4-6 F35D4Y4P  
4-7 F31J4F%D  
4-8 F3QJ4GMR  
4-9 F3LJ4Q%Z  
4-10 FPXJ424?

5-1 FPKJ4HK2  
5-2 FPRD4NM4  
5-3 F3%D4X4H  
5-4 F36D4&KL  
5-5 F3CD4K4N  
5-6 F34J4R%X  
5-7 FPPJH94T  
5-8 FP?JH5K&  
5-9 F3%DH6MC  
5-10 F36JHBMM

6-1 F3CDHMM1  
6-2 F3JJHFMF  
6-3 FPIJH2KJ  
6-4 F35JHH4G  
6-5 F36DHX%Q  
6-6 F3CDH&K8  
6-7 F3HJH3K9  
6-8 F3TJHD%  
6-9 FPRDL9MS  
6-10 F3BDLS45

7-1 FP5D29J!

## SECOND BATCH

1-1 FP5D29J!  
1-2 FPBJ2SJK  
1-3 FP1J2773  
1-4 FPGD2Y7P  
1-5 FP4D2CJD  
1-6 FPNJ21DR  
1-7 FP?J2JNZ  
1-8 F3SD2QN?  
1-9 FP1J2HD2  
1-10 FFPJ2X74

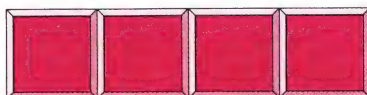
2-1 FPTD2&NH  
2-2 FPKD23JL  
2-3 FPDJ2DDN  
2-4 FP7J49JX  
2-5 FPGD45JT  
2-6 FP&D46N&  
2-7 F3YJ4Q7C  
2-8 FPGJ4H7M  
2-9 FPXD4XN1  
2-10 FP?J4!NF

3-1 F3SJ4PJJ  
3-2 F37D4RDG  
3-3 FPQDH%JQ  
3-4 FP2JH7J8  
3-5 FPPJHY79  
3-6 FPRDHCN%  
3-7 F3BDHFDS  
3-8 FPPJH2N5  
3-9 FP&JHLJ7  
3-10 FP3JHX76

4-1 F35JH!DY  
4-2 F37DHPDB  
4-3 F38DHRX!  
4-4 FP2DL9XK  
4-5 FP3DL5R3  
4-6 FPDJLYRP  
4-7 F3JLQ6D  
4-8 FPPDLHGR  
4-9 FPRDLNXZ  
4-10 F3YJL!6?

5-1 F38DLP62  
5-2 F3LJLR64  
5-3 FPPDN%RH  
5-4 FPRDN76L  
5-5 F3YJNBXN  
5-6 F3MJN1GX  
5-7 F3JDNJGT  
5-8 F3&DNQ6&  
5-9 FP?DN4XC  
5-10 F3SJNN6M

6-1 F37DNTX1  
6-2 F3QJNKXF  
6-3 F3XJNZGJ  
6-4 FPRDX%6G  
6-5 F3BDX7GQ  
6-6 F31DXY68  
6-7 F3GJXCX9  
6-8 F3NJXGG%  
6-9 F3SJX4RS  
6-10 F3QDX&G5





# Wisen

## SUPER NES

## TETRIS ATTACK

### Puzzle Passwords

You may think you've finished all there is to Tetris Attack on the SNES but I bet you've not accessed all the secret puzzles stages. Below's the complete listings of access codes for the first batch of puzzles plus the access code for the second batch and all the second batch codes themselves, so take your pick...



### Play as Other Characters

You can also play as different characters in Tetris Attack in the one-player versus mode. When you finish a stage, press and hold X and Y during the cinema scene and a player select screen will appear before the next game begins. Now you should be able to select and play as any of the characters that you've rescued up to that point. Be careful though because if you lose the next match with any of these players (except Yoshi) they'll disappear from the Player Select screen next time round.



# NINTENDO 64

## SHADOWS OF THE EMPIRE

### Camera Trick

While you're flying through the Battle of Hoth stage, press and hold the right hand C Button for a few seconds. The camera will stop in its tracks as you fly ahead in your Snowspeeder over the horizon. It makes controlling your craft difficult but it looks great!

## CRUIS'N USA

### Faster Car Cheat

If you want two players to get car upgrades at the end of the cross-country race instead of just one of you then try this.

Make sure both players choose a save file and different cars at the start. After you start the Washington DC course, race each other then pause and exit the game. Now reset your N64 and start a one-player game with Controller 1.

Select Player One's previous saved game then finish the DC course to get your car upgrade. Now just select Player Two's saved game and complete that race too to get the second upgrade.



## MORTAL KOMBAT TRILOGY

Todd Bolmere, NSW

### Special Endurance Mode

At the character select screen choose Kano and press Down and Start. If you've done it right, the screen'll shake and you'll have all the endurances.

### Enable All Options

At the storyline screen press HK, LK, Run, LP, HP, HP, HP, LP, LP. You should hear a voice say 'Ah-mah' if it's been done ok. Go back to the Options screen. Now you can access the red and blue question mark icons and you'll be able to have free play, two secret characters (Kameleon and Smoke) plus loads of other options.

### Free Play

For unlimited credits press Down, Down, Up, Up, Right, Right, Left, Left at the story screen.

### Play as Motaro



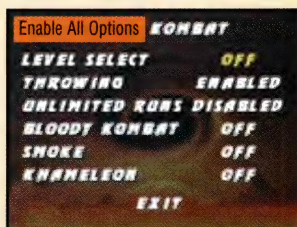


Select any character and when you're in either Kahn's Tower, Jade's Desert or the Wasteland (just before the round starts) press and hold B+HK+LK. If you win the bout you'll turn back into the original character you chose.

### Play as Shao Kahn

Select any character then when you're in either Pit 3 or the rooftop stage (just before the round starts) press and hold Down+HP+LP. There'll be an explosion then Shao Kahn will replace your chosen character. Just like with the Motaro cheat, your fighter will turn back into your original selection after you win.

### Stage Select

Go to Sonya on the character select screen and press Up and Start together. Then after you choose your character you'll get a stage select screen.



## KILLER INSTINCT GOLD

Kaye Williams, WA

### Reach the Sky Level

At the Character Select screen and in Two-player Mode (two joypads have to be plugged in), hold down the joystick and press kick (the bottom C button) simultaneously. You should now be able to play in the sky level like in the arcade version of KI2.

### Glacius Infinite Combo

This will take a bit of practice but it's a great combo. Use Glacius's liquidize move then uppercut with a medium kick to open. Then press forward and fierce kick and keep repeating this and the combo will go on until the power bar's gone or your opponent breaks it. You can also open up with the Cold Shoulder move with a medium punch then forward and fierce kick.

### Multi-Coloured Players

At the character select screen, press Z, B, A, Z, A, L. This code will automatically save, and then you'll be able to play as the black, gold, and white colours without the necessary training.

### View Credits

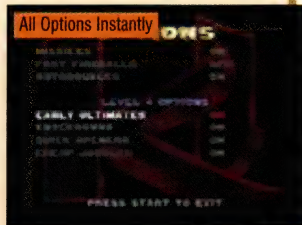

To view all of the credits without having to finish the game, press the following: Z, Left Shift, A, Z, A, and Right Shift.

### Play as Gargos

At the character select screen, where age, height, etc are shown, press Z, A, R, Z, A, B. You'll hear Gargos laugh if you've done it OK.

### All Options Instantly

Press these for getting all options instantly: Z, B, A, Left Shift, A, Z.





# Nintendo® Game Gurus

## TIPS & CODES

Mario 64 still dominates the calls into the Gurus' den, closely followed by Shadows of the Empire. We've added a few of the commonest 'others' too to help out some of you.



Those gorgeous Gurus have been beavering away in their trough o' tips again to bring you answers to questions you'd never think would be asked. Since they were asked though, it's bound to help others who have yet to question!

**Q** How do I access the X-Wing and TIE Fighter?

**A** Finish the game on Jedi and collect all of the Challenge Points.

**Q** In Xisor's Palace how do I get to the Challenge Point that's outside of the window?

**A** Go to the first room with large gears and drop down the second hole near the slow moving gear. Search the wall next to the Challenge Point to find a hidden path. Follow the path and jetpack up to the Challenge Point.

**Q** How do I enter the door in the castle's moat?

**A** You need to stomp down the pillars inside the castle first to drain the water.

**Q** There is a grate out front of the castle and I think it has a cannon in it. What gives?

**A** Head back there after collecting 120 Stars.

**Q** I've lost Mario's hat in Course 10, and my head's getting cold.

**A** If you get blown off the side of the mountain, search the area around the ice building. If you can't find it, re-enter the course and look for the spinning snowmen.

In Course 10 you need to grab it off the bird as he swoops by.

In Course 12 the monkey will have Mario's cap at the top of the mountain.

**Q** Is Luigi anywhere in the game?

**A** No.

**Q** How do I get to defeat Bowser?

**A** Use your B Button to pick him up by the tail, then spin him around and throw him into one of the spikey bombs on the side.

**Q** In Course 1, how do I get Star #6?

**A** You need to pound down the pole holding the Big Chomp's chain.

**Q** How do I get Star #5 in Course 1?

**A** You need to get the Red Cap and go to the floating island, then fly through five rings of gold coins.

**Q** In Course 2 how do I get Star #1?

**A** Go to the top of the fortress and defeat the Whomp by pounding on its back when it's laying down.

**Q** In Course 2 how do I get Star #6?

**A** You need to enter the cannon and aim yourself at the top right hand corner of the right wall (below the moving wooden platform).

**Q** In Course 3 how do I get Star #6?

**A** You need the Green Cap, then walk into the water and then the jetstream.

### AND...

**Q** How much are the extra controllers?

**A** RRP \$49.95

**Q** How much is Mario Kart 64?

**A** RRP \$99.95.

**Q** When is Blast Corps coming to Australia?

**A** It will be out in early July.

**Q** Is Starwing 64 multiplayer?

**A** Yes, 1-4 players simultaneously.

**Q** How much are the Memory Paks?

**A** RRP \$39.95.

**Q** When playing my game, my character moves automatically even though I am not touching the control stick.

**A** Try letting go of the controller and resetting the game. If you are holding the control stick while turning the game on it will assume the direction you are holding is neutral. Then, when you let go, the characters will move when they're not supposed to!



I wish I'd had that number when I was stuck in Wet-Dry World!

I.T.M. call rate 75¢ per minute.  
A higher rate applies to mobile and public phones.

# 1902 - 241 001

Call the Nintendo Game Guru Hotline Number for Tips & Tricks, Games Reviews, Technical and Gameplay help.  
Open 7 days a week, midday to 9 p.m.

You've only got to ask! Sadly the Gurus can't deal with queries by post, but call 'em or check out the Nintendo web site which you'll find at: <http://www.nintendo.com.au> for more info than you can swallow in one.



# GAME BOY

# SUPER NES

## TIPS & CODES

### DRAGONHEART

#### Level Passwords

Level 2: BCDLST  
Level 3: DCLTSB  
Level 4: LCTBSD  
Level 5: CBLSBT  
Level 6: TTSCDC  
Level 7: SDCDTS  
Level 8: BVDVSC



### NBA JAM TOURNAMENT EDITION

#### Quick Hands Code

To improve your chances of stealing the ball press Left, Left, Left, A, Right. 'QUICK HNDS' will flash at the top of the screen if you've done it right.

#### Max Power

Press Right, Right, Left, Right, B, B, Right to increase the Power Stats of all your players. 'MAX PLYR' will flash at the top of the screen if you've done it right.

#### Speed Up

Press Up four times Left four times then B and A to speed up your games. You'll not see a confirmation message with this code but you're sure to notice the difference when you start playing!

#### Better Offense

To boost up your offensive talents press A, B, Up, A, B, Up, Down. 'OFFENSE' will flash at the top of the screen if you've done it right.

#### More Turbo

To get even more Turbo action press B, B, B, A, Down, Down, Up, Left. 'TURBO' will flash at the top of the screen if you've done it OK.

#### Better Pushing Power

To boost your pushing power press Down, Right, A, B, A, Right, Down. 'PUSH' will flash at the top of the screen if you've done it right.

### STAR TREK GENERATIONS: BEYOND THE NEXUS

#### Level Passwords

Level 2: HARRIMAN  
Level 3: DEMORA  
Level 4: SOREN  
Level 5: VERIDIAN  
Level 6: OGAWA  
Level 7: FARRAGUT

### DONALD IN MAUI MALLARD

#### Level Passwords

Level 2: QVRBLP  
Level 3: CNFJTS  
Level 4: PHMBTT  
Level 5: NFXDQH  
Level 6: SXGDLJ  
Level 7: MDVCBQ  
Level 8: HRTGDV

### NHL '96

#### Bonus Team Code

Wait for the demo game to begin then hold Select and press the L and R Buttons quickly while pressing Start. While you're doing this the screen will change from the demo game to the Team Select screen and let you access the other teams.

### SPAWN

#### Stage Passwords

Stage 2: D9963D1D  
Stage 3: 4H253DGF  
Stage 4: 4CC138CF  
Stage 5: OC4F458H  
Stage 6: D31551FG  
Stage 7: O9BF596F  
Stage 8: DB8D9B4H



### NFL QUARTERBACK CLUB '96

#### Add NFC and AFC Teams

If you want to include the NFC and AFC teams in the Pre-Season roster then go to the copyright screen and press Y, B, Y, B, Y, B.

#### Turn Fumbles On and Off

At the copyright screen, press A, Y, B, A, Y, B to make the first two tackles of every play a fumble. If you want to disable this code then go back to the copyright screen and press B, Y, B, Y, B, Y.

#### Rookie Teams

If you want to change any team into a rookie line-up then press Start, Y, Down, Y, Start, Start on the copyright screen before you select a team.

### SEPARATION ANXIETY

#### Tough Game Mode

If you reckon that Separation Anxiety's too easy then try entering this password to make the game super tough: MRRYPN.

### MADDEN NFL '97

#### Access Classic Teams

Select the 'Play Now' mode, highlight a team then enter the relevant code to play as a classic version of the side you've chosen.

1978 Seahawks	A, Right, Right, Y, Y
1970 Colts	B, Right, Select, Select, Y
1972 Dolphins	A, Left, Left, B, Select
1977 Cowboys	B, A, Right, Right, Y
1985 Patriots	B, Left, Y, Select, A
1988 49'ers	B, A, Y, Y, Right
1966 Packers	Select, Right, B, A, Y
1976 Raiders	B, Right, A, Left, Y
1980 Falcons	A, Left, Left, Y, Right
1978 Steelers	Select, Left, A, Select, Right
1986 Browns	Choose Ravens then B, Y, Right, Right, Y

EA Sports

Tiburon

NFLPA

Choose Panthers then  
Left, A, Right, Right, Y  
Choose Jaguars then  
Select, Y, Select, Right, Left  
Choose All-Madden then  
A, Left, Left, A, Left, Left

### PHANTOM 2040

#### Level Passwords

Chapter 2	JVH9TWGZTLDG GGB8LNDGCFW KBGDY79HYQQ 5NCZ2B9FDD4
Chapter 3	DVH1Y1G97LDF 8JBXQ6CHH2FW KBGDY79QJYS8 5N1Z411P-7Y?
Chapter 4	BBJM51PB3KXF 8J8DJ?1HN3YW KBQDY917JYS8 5M1746FV23QT
Chapter 5	JGBH33PH8LXF 8X8DJ?11J6DW KCQDY1W3JYS7 5M276VC7K54S
Chapter 6	JBBH33PNHSWF 8X?DJ?1JB2JT YCQDY1X3JYS7 5M29ZD2-RNW6
Chapter 7	JDB195PS6SYF 8X9WJ?1HH9JQ 2CQDYHT4GZS7 5C29VJMRHWJK





# SWAP & SELL

All the Swap & Sell entries are divided into States so you can quickly find the swappers and sellers in your area. If you want to get hold of a game or you want to get shot of one then fill in the form below (neatly please!) and post it to us at the address shown. We'll print all the address and phone number details in the mag that you send us so make

sure you've got permission from the olds to send them in. If you don't want us to print your whole address just give us a town or a city and a phone number. If you find a game you want then just ring the number and arrange a deal. It's up to you to haggle and to sort out the details! Make sure you check before you go ringing all round the country too!

## DETAILS

## WANTS

## WILL SWAP/SELL

### ACT

RICKY HEINRICH  
24a Hutchins St, Yarralumla, ACT 2600  
Tel: 06 2824204

Urban Strike (SNES)  
Sim City 2000 (SNES)  
Killer Instinct (SNES)  
Super Scope Gun (SNES Hardware)  
Terminator 2 Arcade Game (SNES)  
Clay Fighter 2 Judgement Clay (SNES)

Unirally (SNES)  
Mortal Kombat 2 (SNES) no box,  
no manual  
Ultimate Mortal Kombat 3 (SNES)  
Robocop 3 (SNES)  
Robocop vs Terminator (SNES)  
Donkey Kong Land (Game Boy)  
Donkey Kong Land 2 (Game Boy)  
Primal Rage (Game Boy)  
Super Game Boy  
(SNES/Game Boy Hardware)  
Game Boy Console

### NEW SOUTH WALES

JOSEPH FORD  
PO Box 202, Keera, Condobolin, NSW  
2877. Tel: 965332

Rival Turf  
F-Zero  
NHLPA 93 Hockey

Daedalian Opus (GB) \$10/Swap  
Dragon's Lair (GB) \$15/Swap  
Ninja (GB) \$15/Swap  
Mercenary Force \$20/Swap  
The Incredible Hulk (SNES) Swap  
will give 3 GB games for  
1 super game

BRIAN CAMERON  
55 Mitchell St, Eden, NSW 2551  
Tel: 064 961023

World Rally (SNES)

GALVIN GAPUD  
22 Mallee St, Quakers Hill, Sydney, NSW  
2763. Tel: 9626 8893

Donkey Kong Country 3 (SNES)  
Killer Instinct 2 (SNES)  
Shadowrun 2 (SNES)

Shadowrun (SNES)

DAVID SINDEL  
102 Sherwood St, Old Toongabbie, NSW  
2146. Tel: 02 963 2028

Theme Park (SNES)  
Donkey Kong Country 2 (SNES)  
Super International Cricket (SNES)

The Lost Vikings (SNES)  
Super Mario All Stars (SNES)

TOM WESTBROOK  
1 Dalmeny Rd, Northbridge, NSW 2063  
Tel: 9958 1359

Yoshi's Island (SNES)  
Super Tennis (SNES)  
Super International Cricket (SNES)

Super Metroid III (SNES)

MITCHELL PARRISH  
3c/164 Burwood Rd, Concord, NSW  
2137. Tel: 02 9747 3396

Battletoads in Ragnarok's World (GB)

Donkey Kong Land (Game Boy)

J STANTEN  
2 Clargo St, Dulwich Hill, NSW 2203

Secret of Mana (SNES)  
PilotWings (SNES)  
Earthworm Jim (SNES)

Tetris (GB) no box or manual  
Bart Simpson's Escape from Camp  
Deadly (GB) no box or manual  
Kirby's Dream Land (GB)  
Pacman (Game Boy) no box

NICK D'AGNIGT  
School House, Shore School, Blue St,  
North Sydney, Sydney, NSW 2060  
Tel: 02 99004712/02 99231965

Dirt Trax FX (SNES)  
Yoshi's Island (SNES)

Stunt Race FX (SNES) \$70 boxed  
& unused  
Mario is Missing (SNES) \$50

DANE CALLAGHAN  
6 Carex Close, Glenmore Park, NSW  
2745. Tel: 047 336789

Unirally (SNES)  
NHL '96 (SNES)  
Super Mario Kart (SNES)  
Micro Machines 2 (SNES)  
Theme Park (SNES)  
Killer Instinct (SNES)

NBA Live '96 (SNES) Swap  
Home Alone (SNES) Swap  
NBA All Star Challenge (SNES) Swap  
Cal Rippen Jr Baseball (SNES) Swap  
International Cricket (NES) Swap  
Excite Bike (NES) Swap  
Solstice (NES) Swap  
Captain Skyhawk (NES) Swap  
Cobra 5 Joystick (NES) Swap

## DETAILS

## WANTS

## WILL SWAP/SELL

ANDREW WOO  
Arncliffe, NSW 2205  
Tel: 02 9556 1203

Mario Paint & Mouse (SNES) \$20  
F-Zero (SNES) \$15  
Super Mario World (SNES) \$17  
Cool Spot (SNES) \$15  
NBA Jam (SNES) \$20  
Super Bomberman (SNES) \$20  
Zelda III (SNES) \$20

CHRISTOPHER WOOD  
146 Bougainville Rd, Blackett, NSW  
2770. Tel: 02 9835 1380

Donkey Kong Country 2 (SNES)  
2nd hand, will buy

ROBERT CASTANEDO  
293 Woodville Rd, Guildford, Sydney,  
NSW 2107.

Mortal Kombat 3 (SNES)  
Toy Story (SNES)  
Donkey Kong Country 3 (SNES)  
Donkey Kong Land 2 (Game Boy)  
Doom (SNES)  
Killer Instinct (SNES)

Super Mario All Stars (SNES) \$20  
Claymates (SNES) \$10  
Nigel Mansell's World  
Championship (Game Boy)  
Manuals not included

ALEX SIMMONS  
6 Mafeking Ave, Lane Cove, NSW 2066  
Tel: 02 9428 4976

Secret of Mana 2 (SNES)  
Donkey Kong Country 3 (SNES)  
Zelda 3 (SNES)

Super R-Type (SNES)  
Super Mario All Stars (SNES)

BEN SAXON  
69 Fairfield Ave, Newcastle, NSW 2305  
Tel: 570812

Desert Strike (Game Boy)  
Mortal Kombat 2 (Game Boy)

JAMES CAMERON  
3 Moran St, Wagga Wagga, NSW 2650  
Tel: 069 311 238

Super Game Boy \$70 or less  
NBA Jam TE

Super Mario Land (GB) \$20  
Dracula (Game Boy) \$15

LUKE KLEMENS  
31 Panorama Drive, Diamond Beach,  
NSW 2430. Tel: 065 592299

SNES Console with 2 controllers  
and 7 games (SNES) \$500

BEN STACEY  
92 Beryl Ave, Mt Colah, NSW 2079  
Tel: 9457 8480

Killer Instinct (SNES)  
Killer Instinct 2 (SNES)  
Mortal Kombat 3 (SNES)

Super Mario Kart (SNES)  
Plok (SNES)  
Street Fighter II (SNES)

SCOTT THOMAS  
125 Highs Rd, West Pennant Hills, NSW  
2125. Tel: 02 9894 6168

Donkey Kong Country 2 (SNES)

Super Ghouls and Ghosts (SNES)

MATTHEW JOHNSON  
33 Dudley St, Haberfield, NSW 2045  
Tel: 02 9788 4882

Donkey Kong Country 2 (SNES) \$45  
Killer Instinct (SNES) \$40  
Yoshi's Island (SNES) \$35

ROBERT HIRST  
29a Baldwin St, Gordon, Sydney, NSW  
2072. Tel: 9498 8214

Donkey Kong Land 2 (Game Boy)  
Donkey Kong Country 2 (SNES)  
Killer Instinct 2 (SNES)

Wario Land (Game Boy)  
Super Mario Land (SNES)  
Tetris (SNES)

DANIEL BELDZINSKI  
6 Harriett St, Singleton, NSW 2330  
Tel: 065 7230 43

Breath of Fire II (SNES)  
Zelda III (SNES)  
Secret of Evermore (SNES)  
Theme Park (SNES)

Super Mario World (SNES)  
Mystic Quest Legend (SNES)  
Super Bomberman 2 (SNES)  
Prince of Persia (SNES)  
Stunt Race FX (SNES)

CAMERON RICH  
6 Oliver St, Glen Innes, NSW 2370  
Tel: 067 324371

Chrono Trigger (SNES)  
Final Fantasy 3 (SNES)  
Super Bomberman 3 (SNES)

Killer Instinct (SNES)  
Pro Action Replay 2 (SNES H/ware)  
Secret of Mana (SNES)  
Secret of Evermore (SNES)

STUART DAVIES  
16 Bloodwood Pl, Albion Park Rail, NSW  
2527. Tel: 042 563427

Earthworm Jim (SNES)  
Unirally (SNES)  
Stunt Race FX (SNES)

Starwing (SNES)  
Bubsy the Bobcat (SNES)  
plus passwords for chapter 8 & 13

Send to: Swap & Sell, NMS, PO Box 734, Crow's Nest, NSW 2065.

## I WANT:

Name \_\_\_\_\_

Game \_\_\_\_\_

Console \_\_\_\_\_

Address \_\_\_\_\_

Game \_\_\_\_\_

Console \_\_\_\_\_

Game \_\_\_\_\_

Console \_\_\_\_\_

Town/City \_\_\_\_\_

## I'LL SWAP/SELL

State \_\_\_\_\_ Postcode \_\_\_\_\_

Game \_\_\_\_\_

Console \_\_\_\_\_

Game \_\_\_\_\_

Console \_\_\_\_\_

Tel \_\_\_\_\_ Age \_\_\_\_\_

Game \_\_\_\_\_

Console \_\_\_\_\_

#52



## DETAILS

**BEN HANNAN**  
24 Stockton St, Morisset, NSW 2264  
Tel: 049 734887 (after 6pm)

## QUEENSLAND

**JOSH MCKENZIE**  
11 Mackie St, Chinchilla, Qld 4418  
Tel: 076 628127

**ADAM MORRIS**  
PO Box 142, Moura, Qld 4718  
Tel: 079 973036

**DANIEL WODDRIDGE**  
Lot 5 Arthur Lyons Dr, Redlynch, Cairns, Qld 4870. Tel: 391529

**JUSTIN CHAPMAN**  
c/- PO Highlands Rd, Eudlo, Qld 4554  
Tel: 07 5445 0745

**PHILLIP HOWELL**  
4 Gouldian St, Bay View, Cairns, Qld 4978. Tel: 070 330396

**DYLAN KOSICK**  
Dimbulah Rd, C/- Post Office, Mutchilba, Qld 4872. Tel: 931200

**JOHNNIE PICKFORD**  
Ms 177 Old Gooboorian Rd, Gympie, Qld 4570. Tel: 07 5482 9717

**NATHAN MARSHALL**  
75 Leyte Ave, Palm Beach, Gold Coast, Qld 4223. Tel: 07 5534 2747

**LACHLAN HERRIOT**  
12 Margaroala Ave, Biggiera Waters, Qld 4216. Tel: 075 5537 9085

**PATRICK HANNON**  
114 Taylor Ave, Golden Beach, Caloundra, Qld 4551. Tel: 075 4921442

**LIAM GUDGEON**  
3 Stirling St, Rosedale South, Logan City, Qld 4123. Tel: 07 3341 3175

**EMMA MACDONALD**  
Pandora Rd, Alton Downs, Qld 4702  
Tel: 079 341169

**IAIN ROBINSON**  
5 Barry Mount Cres, Toowoomba, Qld 4350. Tel: 076 395 090

**JOHN MARTINERO**  
40 Freemans Rd, Lower Beechmont, Qld 4211. Tel: 07 5533 1278

**JORDAN WALSH**  
17 Glen Rd, The Gap, Brisbane, Qld 4061. Tel: 07 3300 5097

**SIMON SQUIRES**  
25 Queen Street, Caloundra, Qld 9551  
Tel: 07 5491 8030

**LUKE SIMS**  
B119 Archer St, Woodford, Qld 4514  
Tel: 075 961 305

## WANTS

Syndicate (SNES)  
Theme Park (SNES)  
Return of the Jedi (SNES)  
Super Punch Out (SNES)  
Monster Max (Game Boy)  
Pro Action Replay Mk 3

True Lies (SNES) with manual

Lemmings (SNES)  
Worms (SNES)  
Donkey Kong Country (SNES)

Killer Instinct 2 (SNES)  
Killer Instinct Gold (SNES)  
MegaMan (SNES)

Mortal Kombat II (SNES)  
Clay Fighter (SNES)  
Clay Fighter 2 (SNES)

Donkey Kong Country 2 (SNES)  
MechaWarrior 3050 (SNES)  
StarWing (SNES)

Star Wars - Return of the Jedi (GB)  
Micro Machines 2 TE (Game Boy)  
Donkey Kong Land 2 (Game Boy)

Donkey Kong Country 2 (SNES)  
Earthworm Jim 2 (SNES)  
Super Mario All Stars (SNES)

Donkey Kong Country (SNES)  
Yoshi's Island (SNES)  
Mortal Kombat 3 (SNES)  
Super Street Fighter II Turbo (SNES)

Mortal Kombat (Game Boy)  
Mortal Kombat II (Game Boy)  
Mortal Kombat 3 (Game Boy)  
Street Fighter II (Game Boy)  
Yoshi's Island (Game Boy)  
Super Mario Land (Game Boy)

Yoshi's Island (SNES)  
Lethal Weapon (SNES)  
Super Street Fighter II (SNES)

Zelda 3 (SNES)  
Worms (SNES)  
Street Racer (SNES)

Worms (Game Boy)  
Killer Instinct (Game Boy)  
Micro Machines (Game Boy)  
Micro Machines 2 (Game Boy)

Donkey Kong Country (SNES)  
Donkey Kong Country 2 (SNES)

## WILL SWAP/SELL

Killer Instinct (SNES)  
Donkey Kong Land (Game Boy)  
Donkey Kong Country (SNES)  
Donkey Kong Country 2 (SNES)  
Super Metroid (SNES)  
Alien 3 (SNES)  
Mortal Kombat 3 (SNES)

Pagemaster (SNES) with manual

Mortal Kombat 2 (SNES)  
Mortal Kombat 3 (SNES)  
Killer Instinct (SNES)  
Donkey Kong Country (SNES)  
Super Mario Kart (SNES)  
Primal Rage (SNES)  
Cutthroat Island (SNES)  
Revolution X (SNES)  
Virtual Bart (SNES)  
Mortal Kombat (SNES)  
will sell all for \$450

Mortal Kombat (SNES)  
Mortal Kombat 2 (SNES)  
Mortal Kombat 3 (SNES)  
Secret of Mana (SNES)  
Secret of Evermore (SNES)

Super Mario All Stars (SNES)  
Kirby's Ghost Trap (SNES)  
all games with manual & box

Mortal Kombat (SNES)

Donkey Kong Country (SNES)  
Super Mario World (SNES)  
NBA Jam (Game Boy)

Donkey Kong Country 2 (SNES) \$35  
Olympic Summer Games (SNES) \$25  
Secret of Mana (SNES) \$20  
Super Mario Kart (SNES) \$25  
Super International Cricket (SNES) \$25  
FIFA '96 Soccer (SNES) \$30  
SNES Console, 2 hand controllers \$60  
All games & hardware boxed with instructions. Sell separately or the lot for \$200 ono

Donkey Kong Land (Game Boy)  
Alien vs Predator (Game Boy)  
Stargate (Game Boy)

Kung Fu (NES) Sell  
Gum Shoe (NES) Sell  
Balloon Fight (NES) Sell  
Clu Clu Land (NES) Sell  
Hogan's Alley (NES) Sell  
Super Mario Bros (NES) Sell  
2 controllers and a NES  
The lot for \$100

Skate or Die (NES)  
Journey to Silius (NES)  
Lolo 3 (NES)  
Little Red Hood (NES)  
Original Tennis (NES)  
or sell for \$15 each

Mortal Kombat 3 (SNES)  
Donkey Kong Country 2 (SNES)

Super Street Fighter II (SNES) Swap  
Another World (SNES) Swap

Super Mario Land (Game Boy)  
Nigel Mansell's World  
Championship (Game Boy)  
Mortal Kombat 3 (Game Boy)

Mortal Kombat 3 (SNES) \$50  
Mega Man X (SNES) \$50

Empire Strikes Back (SENS)  
F-Zero (SNES)  
Super Strike Eagle (SNES)

## DETAILS

**ROBERT FERRARA**  
6 Bennelong Crt, Kuluin, Qld 4558  
Tel: 07 5476 6007

**KANE CROSS**  
4/5 Quondony St, Mooloolaba, Qld 4557. Tel: 074 5444 3708

**BRETT JOHNSON**  
60 Rosstrevor Rd, Brisbane, Qld 4034  
Tel: 07 3865 5349

## SOUTH AUSTRALIA

**LYNDON SLAVIN**  
Normanville, SA 5204  
Tel: 08 8558 3118

**CRAIG LOVE**  
53 Fuller Crs, Elizabeth East, SA 5112  
Tel: 08 8252 4720

**CHRIS FAAST**  
27 Truro Rd, Moculta, SA 5353  
Tel: 08 8563 9061

**KIM SERVENTY**  
31 Kokoda Tce, Loxton, SA 5333  
Tel: 08 8584 5941

**DUNCAN SALT JR**  
PO Box 1097, Loxton, SA 5333  
Tel: 08 8584 5646

**NHAN LAM**  
40 Meath Ave, Salisbury Downs, Adelaide, SA 5108. Tel: 08 8281 6624

**DION LITTLE**  
33 Market Place, Nairne, SA 5252  
Tel: 08 8388 6772

**DAVID SPENCER**  
56 Yardea St, Port Lincoln, SA 5606  
Tel: 86 824211

**JAKE NUGENT**  
Box #623, Loxton, SA 5333  
Tel: 08 8584 7954

**GABRIEL WOMACKS**  
Glenelg Sh, SA 5045  
Tel: 08 8294 3989

**SEAN HAINES**  
Kennedys Rd, Tantanoola, SA 5280  
Tel: 08 8734 4238

**JUSTIN HOWARD**  
610 Grange Rd, Henley Bch, SA 5022  
Tel: 08 8353 4522

## TASMANIA

**STEPHEN NOBLE**  
24 Nankoor Cres, Howrah, Hobart, Tas 7018. Tel: 6244 5080

**MARK LAREDO**  
Main Rd, Mt Seymour, Oatlands, Tas 7120. Tel: 03 6254 7125

**DANIEL HEWITT**  
6 Wignall St, Hobart, Tas 7000  
Tel: 6231 4485

**GREGORY AIREY**  
27 Lemonwood St, Launceston, Tas 7248  
Tel: 03 6326 6708

## WANTS

Metroid II (Game Boy)  
Mercenary Force (Game Boy)  
Earthworm Jim (Game Boy)  
Donkey Kong Land (Game Boy)

Killer Instinct 2 (SNES)

Ultimate Mortal Kombat 3 (SNES)  
Super Mario RPG (SNES)  
PilotWings (SNES)  
Street Fighter II Turbo (SNES)

Any N64 game

Aaahh!!! Real Monsters (SNES) Buy  
Super Star Wars (SNES) Buy  
Super Empire Strikes Back (SNES) Buy

WWF King of the Ring (Game Boy)  
WCW Super Brawl (SNES)  
WWF Raw (SNES)

Metroid 2 (Game Boy)  
Mega Man (Game Boy)  
Mega Man 2 (Game Boy)  
Zelda (Game Boy)

Mortal Kombat (SNES)  
Mortal Kombat 3 (SNES)  
Virtual Bart (SNES)

Any WWF game (SNES)  
WWF King of the Ring (Game Boy)  
Donkey Kong Country 2 (SNES)

Any Power Ranger game (SNES)  
Super Game Boy (SNES/GB Hardware)  
Mortal Kombat 2 (SNES)  
Bubsy 2 (SNES)

Killer Instinct (SNES)  
Mortal Kombat 3 (SNES)  
Earthworm Jim II (SNES)  
Donkey Kong Land (Game Boy)  
Donkey Kong Land 2 (Game Boy)  
Wario Land (Game Boy)

Mortal Kombat II (SNES)  
Mortal Kombat 3 (SNES)  
Yoshi's Island (SNES)  
Lord of the Rings (SNES)  
F1 Race (SNES)  
True Lies (SNES)

Earthworm Jim 2 (SNES)

## WILL SWAP/SELL

Wario Land (Game Boy)  
Cliffhanger (Game Boy)  
Probotector (Game Boy)

MechWarrior 3050 (SNES)

Super Mario Land (Game Boy) Sell  
Donkey Kong Land (GB) Sell  
F1 Race (Game Boy) Sell  
Game Boy Carry Case Sell  
Game Boy Adapter Sell  
SNES Console  
Honey Bee Controller SNES

SNES Console, 3 Controllers,  
Donkey Kong Country (SNES)  
Donkey Kong Country 2 (SNES)  
Donkey Kong Country 3 (SNES)  
Mortal Kombat 3 (SNES)  
Super Mario Kart (SNES)  
Super Mario All Stars (SNES)  
Nigel Mansell WC (SNES)  
Shaq Fu (SNES)  
Blues Brothers (SNES)  
Bubsy the Bobcat (SNES)  
Jurassic Park (SNES)  
NBA Jam (SNES)  
All for \$650 or can be sold separately

Mortal Kombat 3 (SNES) no box swap

PilotWings 64 (N64) (PAL)  
Turok: Dinosaur Hunter (N64) (PAL)  
(swappers near Adelaide, will sell for a reasonable offer)

Killer Instinct (Game Boy)  
Donkey Kong Land (Game Boy)  
Kirby's Dream Land (Game Boy)

Super Mario All Stars (SNES) \$50  
Super Mario Kart (SNES)  
1 on 1 Jordan vs Bird (GB)  
Tetris (Game Boy)  
Mortal Kombat (SNES) \$30  
Mortal Kombat II (SNES) \$50

Yoshi's Island (SNES) Sell  
Super Mario Kart (SNES) Sell  
Killer Instinct (SNES) Sell

Pro Action Replay (SNES) Swap  
Only for Super Game Boy:  
Super Mario World (SNES)  
Street Fighter II (SNES)

Super Strike Eagle (SNES) \$35  
Vegas Stakes (SNES) \$35  
Super Chase HQ (SNES) \$30  
All PAL (Price shown or reasonable offer)

Super Mario World (SNES)  
\$30/Swap  
Goof Troop (SNES) \$20/Swap  
Donkey Kong (GB) \$20/Swap

SNES Console, Stereo cable, 2  
Controllers, Micro Machines,  
Nigel Mansell's World  
Championship, Donkey Kong  
Country 2, Super Mario Kart  
(all SNES) \$210 ono

Super Mario Kart (SNES)  
NBA Jam TE (SNES)  
Final Fight 3 (SNES)

Super Mario All Stars (SNES) \$45

Donkey Kong Country (SNES)



## DETAILS

MR A MILLS  
51 McNamara St, Queenstown, Tas 7467  
Tel: 03 6471 2643

## VICTORIA

SEDAR LONG  
19 Armadale Ave, Melbourne, Vic 3174  
Tel: 9798 3015

JACK ANGIN  
22 James St, Surrey Hills, Melbourne, Vic 3127. Tel: 03 9836 7893

LIAM BANAGAN  
18 Wilson Rd, Melton South, Vic 3338  
Tel: 03 9747 9134

BRETT PATTERSON  
4 Somerset Dr, Mt. Martha, Vic 3934  
Tel: 059 743447

RYAN CLARK  
8 Jack Road, Cheltenham, Vic 3192  
Tel: 9583 2655

BEN SINDREY  
18 Sherdin Ct, Heatmont, Melbourne, Vic 3135

QUAN VU  
98 Waverley Rd, Chadstone, Vic 3148  
Tel: 03 9888 1885

BEN DEWHURST  
RMS 994, Panoos Rd, Lockington, Vic 3563. Tel: 054 862292

CHRIS BRYAN  
10 Little River Rd, Little River, Vic 3211  
Tel: 05 2831523

TIM WONG  
9 Tintern Rise, Glen Waverley, Vic 3150  
Tel: 9561 2751

ANTHONY CHENEVIER  
32 Clifton Gve, Coburg, Vic 3058  
Tel: 9350 7301

KEN FENN  
Fenns Nursery, Ravenswood Rd, RSD L500, Lockwood, Vic 3539.  
Tel: 054 353633

DAVID CAMILLERI  
8 Alaster Cr1, Hampton Park, Vic 3976  
Tel: 9799 0272

BRENDAN GREEN  
48 Dalpura Circuit, Frankston North, Vic 3199. Tel: 03 9776 6616

DAVID BREIT  
16 Menzies Ave, Brighton, Melbourne, Vic 3186. Tel: 03 9592 2108

SIMON TURNER  
6 Tylden Cr1, Grovedale, Vic 3216  
Tel: 052 441343

Victoria area only

BEN HARBERTS  
RMB 1885 Falls Rd, Narracon, Vic 3824  
Tel: 03 5634 8253 after 4.00pm

## WANTS

MegaMan X2 (SNES) Swap  
MegaMan X3 (SNES) Swap  
MegaMan 3 (Game Boy) Swap  
Kirby's Fun Pak (SNES) Swap

Bubsy the Bobcat (SNES)  
Secret of Mana (SNES)  
Donkey Kong Land 2 (Game Boy)

Doom (SNES)  
Mortal Kombat 2 (SNES)  
Donkey Kong Country 2 (SNES)

Wolfenstein 3D (SNES)  
Final Fight (SNES)  
NHL '96 (SNES)

Unirally (SNES)  
Super Mario 4 (SNES)  
Super Mario All Stars (SNES)  
Super Mario RPG Legend of the 7 Stars (SNES)  
Bubsy the Bobcat (SNES)  
Kirby's Fun Pak (SNES)  
Mario is Missing (SNES)  
Mario's Time Machine (SNES)  
Super Krusty's Fun House (SNES)  
and any other game (SNES)

Shadow Runners 2 (SNES)  
Wolfenstein 3D (SNES)  
NBA Jam Tournament Edition (SNES)  
Victoria only

Donkey Kong Country 3 (SNES)  
Donkey Kong Country 2 (SNES)  
Super Mario World (SNES)  
Mario & Wario (SNES)  
Super Mario RPG (SNES)

Donkey Kong Country (SNES)  
Donkey Kong Country 2 (SNES)  
Alien vs Predator (SNES)  
Fist of the North Star (SNES)

Illusion of Time (SNES)

Super Scope Gun (SNES Hardware)  
Mega Man 7 (SNES)  
Mortal Kombat (SNES)  
ChronoTrigger (SNES)  
Super Mario Kart (SNES)  
Breath of Fire 2 (SNES)

Killer Instinct (SNES)  
Donkey Kong Country 2 (SNES)

Secret of Evermore (SNES)

Give 'n' Go (SNES)  
NHL Hockey '96 (SNES)  
Super Tennis (SNES)

Maximum Carnage (SNES)  
Spiderman & X-Men (SNES)

## WILL SWAP/SELL

Mortal Kombat 3 (SNES) \$50  
Dragon (Bruce Lee) (SNES) \$70  
Batman Forever (SNES) \$50

Plak (SNES) Swap  
California Games (SNES) Swap

Super Adventure Island (SNES) Swap  
Addams Family Pugley's  
Scavenger Hunt (SNES) Swap

Donkey Kong Country (SNES)

Super Mario Kart (SNES) \$50  
Donkey Kong Country 2 (SNES) \$50  
Starwing (SNES) \$40

Michael Jordan: Chaos in the  
Windy City (SNES)  
Starwing (SNES)  
Super Mario World (SNES)

Mario and Yoshi (Game Boy) \$20  
Super Mario Land 2 (GB) \$45  
FIFA Soccer (SNES) \$20  
Super Punch Out (SNES) \$50  
Pop Up (Game Boy) \$8  
Marble Madness (Game Boy) \$8  
Big Hurt Baseball (Game Boy) \$40  
F-1 Race (Game Boy) \$20  
Donkey Kong Land (GB) \$35  
Super Mario World (GB) \$20  
World Cup (Game Boy) \$8  
Golf (Game Boy) \$15  
Tetris (Game Boy) \$8  
Ferrari Grand Prix (GB) \$15

Syndicate (SNES) \$35/Swap  
Total Carnage (SNES) \$15/Swap  
Battletoads in Battlemaniacs  
(SNES) \$15/Swap  
or 3 games for 2 of yours!

Star Wars (SNES)

Super Metroid (SNES)  
The Rescue of Princess Bloboette  
(Game Boy) Sell

Game Boy (GB Hardware) Sell  
Super Mario Land 2 (GB) Sell  
Donkey Kong Land (GB) Sell

Bubsy the Bobcat (SNES)

Lethal Weapon (SNES) \$35

Alien vs Predator (SNES)  
\$45/ Swap  
Darius Twin (SNES) \$50/Swap  
Street Fighter II (SNES) \$70/Swap

Donkey Kong Country 2 (SNES)  
Swap

Prince of Persia (SNES)  
\$50/Swap (with converter)  
Home Alone 2 (SNES) \$40/Swap  
Street Fighter II (SNES)  
\$45/Swap (with converter)

Killer Instinct (SNES) Swap  
Primal Rage (Game Boy) Swap  
Battletoads (Game Boy) Swap

Secret of Mana (SNES)  
Donkey Kong Country (SNES)  
Zelda 3 (SNES)  
Super Mario All Stars (SNES)  
Aero the Acrobat (SNES)  
Unirally (SNES)  
Vortex (SNES)  
Stunt Race FX (SNES)  
Super Bomberman, Magic Boy,  
Super Mario World, Lamborgini,  
American Tom & Jerry, Universal  
Soldier, Pit Fighter, Home Alone 2  
8 in 1 (with converter) (SNES)

## DETAILS

PAUL BRADY  
6 Winslow Cr1, Keysborough, Melbourne,  
Vic 3173. Tel: 03 9798 1691

MATT KRIESELD  
RMB 1165, Tatura, Vic 3616  
Tel: 03 5854 8361

JAY HAGAN  
PO Box 104, Armadale, WA 6112  
Tel: 09 5255698

RICHARD PRESSER  
Box 6, Grass Patch, WA 6446  
Tel: 090 757064

PETER HARES  
23 Pyrus Way, Forrestfield, Perth, WA  
6058. Tel: 09 453 1190

FREDERIC FLOYD  
3 Tor Place, City Beach, Perth, WA 6015  
Tel: 285 7472

DANIEL BROAD  
31 Tewson Rd, Kelyscott, Perth, WA 6111  
Tel: 390 7420

TRENT FROST  
4 Wright Pl, Lake Grace, WA 6353  
Tel: 098 651094

LUKE BARNES  
PO Box 256, Harvey, WA 6220  
Tel: 097 292086

ROBERT STOYKOVSKI  
14A Balaunos Way, Heathridge, Perth,  
WA 6027. Tel: 307 3802

KEVIN GREEN  
42 Sulphur Road, Parmelia, WA 6167  
Tel: 09 419 2877

## WANTS

Aladdin (SNES)  
Alleyway (Game Boy)  
Doom (SNES)  
Earthworm Jim (Game Boy)  
Earthworm Jim 2 (SNES)  
Killer Instinct 2 (SNES)  
Separation Anxiety (SNES)  
Street Fighter II (Game Boy)  
Super Mario Land (Game Boy)  
Tetris 2 (Game Boy)  
Toy Story (Game Boy)  
Turtles in Time (SNES)

Nigel Mansell's World  
Championship (SNES)  
Super Bomberman 3 (SNES)  
Secret of Evermore (SNES)  
Donkey Kong Land (Game Boy)  
Donkey Kong Country (SNES)  
Kirby's Dream Land (Game Boy)

## WILL SWAP/SELL

Super Street Fighter II (SNES)  
\$55/Swap  
Michael Jordan Chaos (SNES)  
\$35/Swap  
Mystic Quest (SNES) \$35/Swap  
Krusty's Fun House (GB)  
\$30/Swap  
Score Master Joystick (SNES)  
\$40/Swap  
Or all for \$180

## WESTERN AUSTRALIA

Mortal Kombat II (SNES) \$60  
Mortal Kombat 3 (SNES) \$60  
Donkey Kong Country 2 (SNES) \$60  
Super Mario Kart (SNES) \$50  
Super Mario World (SNES) \$35  
2 Controllers (SNES) \$75  
Starwing (SNES) \$25  
Controller £10  
Console, 2 Controllers, All games,  
\$220

Game Boy and Recharger Sell  
Super Mario Land (GB) Sell  
Super Mario Land 2 (GB) Sell  
Wario Land (Game Boy) Sell  
Flinstones (Game Boy) Sell  
Dragon's Lair (Game Boy) Sell

Yoshi's Safari (SNES)  
5 in 1 Game Boy Gallery (GB)

Console (SNES) Sell  
Japanese version not PAL  
Games with it

Mortal Kombat (SNES) Sell  
Nigel Mansell's WC (SNES) Sell  
Super Mario All Stars (SNES) Sell

Yoshi's Island (SNES) \$85  
Super Mario Land 2 (Game Boy)  
Turtles Tournament Fighter (SNES)  
\$60  
Kirby's Dream Land (GB) \$20

Donkey Kong Land \$18  
Kirby's Dream Land 2 \$18  
Zelda: Link's Awakening \$18  
Tetris \$10  
Kirby's Dream Land \$10  
Wario Blast \$14  
F1 Race \$14  
All with manuals  
1 Clear Game Boy with clear  
protective case, holds 5 games  
plus batteries \$40  
The lot for \$120

Super Soccer (SNES) Swap

Bubsy the Bobcat (SNES) Swap  
no box or manual  
Nigel Mansell's World  
Championship (SNES) Swap  
no box

## NEW ZEALAND

AMANDA KIBBLEWHITE  
24 Embo St, Kew, Dunedin, NZ  
Tel: 03 4877 124

Power Ranger (SNES)  
Sailor Moon (SNES)  
Tiny Toons (SNES)  
Donkey Kong Country 2 (SNES)  
Adventure Island (SNES)  
Adventure Island 2 (SNES)



# 'DUCKS



# ROCK!'



figures sold separately.



Customer Service Inquiries  
800 800 812

Out now at major  
retailers and toy stores

© DISNEY



# BACK ISSUES

**YOU KNOW WHAT IT'S LIKE...**

You've rushed down to the newsagent to discover that they've just sold the last copy of this month's NMS. And you desperately needed the last part of that Mario guide too! **WORRY NO MORE!**

Back issues of recent copies of NMS are now available for **\$7.99** (AUS\$9.49 in NZ) including postage. So, take a look at the listings here and choose the mags you want then fill in the form below. If the issue you want isn't

displayed here then I'm afraid we've sold out. Stick the form in an envelope together with a cheque/money order payable to 'NMS' and send the lot to the address below. **So what are you waiting for?!**

Please rush me the following issue(s):

(please tick).

<input type="checkbox"/>	<input type="checkbox"/>	<input type="checkbox"/>	<input type="checkbox"/>
--------------------------	--------------------------	--------------------------	--------------------------

38 40 44 47

<input type="checkbox"/>	<input type="checkbox"/>	<input type="checkbox"/>	<input type="checkbox"/>
--------------------------	--------------------------	--------------------------	--------------------------

48 49 50 51

Each issue costs \$7.99 in Oz which includes postage & packing.

**Please don't send cash!**

I enclose a cheque/  
money order for \$ \_\_\_\_\_

Name: \_\_\_\_\_

Address: \_\_\_\_\_

Town/City: \_\_\_\_\_

State: \_\_\_\_\_


Postcode: \_\_\_\_\_ Age: \_\_\_\_\_

Phone: \_\_\_\_\_

Please post your completed form with a cheque/money order payable to 'NMS' (NO CASH PLEASE!) to:

**NMS BACK ISSUES, PO Box 734,  
Crow's Nest, NSW 2065.**

#52



## ISSUE 38: May

**SNES:** NHL '96, Breath of Fire II, Final Fight 3, Weaponlord, Yoshi's Island, TinTin in Tibet, Doom. **GAME BOY:** Return of the Jedi, Tetris Blast. **ARCADE:** Killer Instinct 2. **N64:** PilotWings 64, Zelda 64, Super Mario Kart R, Wave Race 64, Body Harvest, Shadows of the Empire, Buggie Boogie, StarFox 64, Kirby Bowl 64.

## ISSUE 40: July

### SPORTS SPECIAL

**SNES:** Ken Griffey Jr, Foreman For Real, NHL '96, Olympic Games, 90 Minutes Soccer, PGA '96, Super International Cricket. **GAME BOY:** Olympic Games, PGA '96, NHL '96. **N64:** Wayne Gretzky's 3D Hockey, Turok, Wave Race 64.

## ISSUE 44: November

**SNES:** Donkey Kong Country 3, Kirby's Fun Pak, Power Pigs of the Dark Age, Warios Woods, Mortal Kombat 3. **GAME BOY:** Donkey Kong Land 2. **N64:** Turok: Dinosaur Hunter, Super Mario 64, PilotWings 64.

## ISSUE 47: February

**N64:** Wave Race 64, Super Mario 64, Clayfighter 3, Rev Limit, Wild Choppers, Mace: The Dark Age, Doraemon, Chameleon Kid. **SNES:** Super Star Wars, Donald in Maui Mallard. **GAME BOY:** Star Wars, Donkey Kong Land 2. **FEATURES:** Reader Survey.



## ISSUE 48: March

**N64:** Mario Kart 64, Shadows of the Empire, Turok: Dinosaur Hunter, Super Mario 64, PilotWings 64. **SNES:** Terranigma. **GAME BOY:** Donkey Kong Land 2. **FEATURES:** History of the N64, Melbourne Grand Prix.

## ISSUE 49: April

**N64:** NBA Hang Time, Robotech: Crystal Dreams, Shadows of the Empire, Turok: Dinosaur Hunter, Super Mario 64, Mario Kart 64, Wave Race 64. **SNES:** NBA Live '97. **GAME BOY:** Ultimate Mortal Kombat 3, Donkey Kong Land 2. **FEATURES:** Behind the Scenes at the NBL.

## ISSUE 50: May

**N64:** Legend of Zelda 64, Yoshi's Island 64, Dark Rift, Top Gear Rally, Mission: Impossible, Doom 64, Blast Corps, Wayne Gretzky's 3D Hockey, Hexen, Killer Instinct Gold, Cruis'n USA, Mortal Kombat Trilogy, Shadows of the Empire, Super Mario 64, PilotWings 64.

## ISSUE 51: June

**N64:** Mario Kart 64, FIFA 64, Shadows of the Empire, Super Mario 64. **SNES:** Kirby's Star Stack, Lufia. **GAME BOY:** Game Boy Gallery 2, Donkey Kong Land 2. **FEATURES:** The Lost World: Jurassic Park film feature.

1 year:

☐

**\$54.45**  
(\$60 in NZ)

**Nintendo**  
MAGAZINE SYSTEM

6 months:

☐

**\$27.50**

Sorry, but the 6 month subscription isn't available in NZ.

NAME \_\_\_\_\_ AGE \_\_\_\_\_

ADDRESS \_\_\_\_\_

TOWN/CITY \_\_\_\_\_

STATE \_\_\_\_\_ POST CODE \_\_\_\_\_

I enclose a cheque/money order for \$ \_\_\_\_\_

ISSUE 52

## 12 ISSUES FOR THE PRICE OF 11!

You too can experience the sound of the satisfying thud on the doormat as NMS arrives at your house for the next 12 months - way before the other mugs join the queue at the shop! All you've got to do is fill in the form below and you'll get the next 12 issues delivered to your door for the bargain price of \$54.45 (AUS\$60 in New Zealand and Indonesia). That's 12 issues for the price of 11! Decide whether you want a 1 year or a 6 month subscription then tick the appropriate box on the form below and fill in all your details.

**EITHER:** Send your Cheque/Money Order (together with the completed form!) to:

**NMS Subscriptions  
NDD, PO Box 199,  
Alexandria, NSW 2015.**

**OR:** Phone this number and pay for your sub by Credit Card.

**(02) 9353 9992**

Please allow 4 weeks for delivery, because our poor old Subs department always has a hangover!



# HARD CORE



## OFF ROADING- IT'S A DIRTY GAME

### BUT SOMEONE'S GOT TO PLAY IT.

**PC CD-ROM**



© 1996 Gremlin Interactive Limited. All rights reserved.



IT'S DIRTY AND DANGEROUS...


...OPPONENTS DON'T CARE HOW THEY  
FORCE YOU OFF...

...THE ADRENALIN PUMPS AS YOU BATTLE  
AGAINST SIX OF THE DIRTIEST OFF-ROAD  
TERRAINS....

...THE SOUNDTRACK THUMPS AS YOU  
SWEAT AND SLIDE THROUGH IMPOSSIBLE  
TURNS AND AXLE-BUSTING DROPS...

...ONLY EXTREME SKILL AND  
CONCENTRATION CAN KEEP YOU IN THE  
GAME NOW...

...BECAUSE YOU'RE HAVING  
THE TOUGHEST, DIRTIEST EXPERIENCE OF  
YOUR LIFE.



Distributed by:

Mainstream Interactive,  
Unit 15, 42-44 New St, Ringwood,  
Victoria 3134.

Ph (03) 9879 3588

Fax (03) 9870 9910

mstream@ozemail.com.au




# THE ULTIMATE BATTLE FOR SUPREMACY



Deadlier Kombinations...  
Bloodier Fatalities...  
It's the Ultimate Battle!

**NEW**  
**3-ON-3**  
**KOMBAT MODE**  
Marathon fight to  
the death



**BUY IT NOW...** where all the hottest games are sold

**BIG W**  
WE SELL FOR LESS

**Blockbuster**  
**music**  
A BLOCKBUSTER COMPANY

David Jones

**DICK SMITH**  
ELECTRONICS

**GRACE BROS**

**Kmart**

**MYER**

**Target.**

**TOYS 'R US**

Toyworld

Proudly distributed by  
**GT**  
GT Interactive Software  
Australia Pty Ltd

**MIDWAY**

**NINTENDO 64**



Mortal Kombat™ Trilogy© 1996 Midway Games Inc. All rights reserved. MIDWAY, MORTAL KOMBAT, the DRAGON DESIGN and all the character names are trademarks of Midway Games Inc. Used by permission. Distributed by GT Interactive Software Corp. under license from Midway Home Entertainment Inc. Nintendo 64 and the 3-D "N" logo are trademarks of Nintendo of America Inc. GT is a trademark and the GT Logo is a registered trademark of GT Interactive Software Corp. All other trademarks are the property of their respective companies.