

NO. 46

MARCH 1982

U.S./Canada Edition: \$2.50  
International Edition: \$2.95  
United Kingdom Edition: £.80

# MICRO™

THE 6502/6809 JOURNAL



**OSI Feature**

**Math Applications**


**A Disassembler for the 6809**

**I/O Expansion for the AIM**





PRESENTS



# TRICK

IF YOU LIKED OUR  
POOL 1.5, YOU'LL  
LOVE TRICK SHOT!\*

\* Watch for the "GREAT TRICK  
SHOT TOURNAMENT"

# SHOT

FOR YOUR  
APPLE II

IDSI  
P.O. BOX 1658  
LAS CRUCES, NM  
88004 505-522-7373





# JUDGE THE REST, THEN BUY THE BEST

Only GIMIX offers you **SOFTWARE SWITCHING** between **MICROWARE's OS-9** and **TSC's FLEX**. Plus you get the power of the **GMXBUG** system monitor with its advanced debugging utility, and memory manipulation routines. A wide variety of languages and other software is available for these two predominant 6809 Disk Operating Systems.

*You can order a system to meet your needs, or select from the 6809 Systems featured below.*

## JUDGE THE FEATURES AND QUALITY OF GIMIX 6809 SYSTEMS

GIMIX' CLASSY CHASSIS™ is a heavyweight aluminum mainframe cabinet with back panel cutouts to conveniently connect your terminals, printers, drives, monitors, etc. A 3 position keyswitch lets you lock out the reset switch. The power supply features a ferro-resonant constant voltage transformer that supplies 8V at 30 amps, + 15V at 5 amps, and - 15V at 5 amps to insure against problems caused by adverse power input conditions. It supplies power for all the boards in a fully loaded system plus two 5 1/4" drives (yes! even a Winchester) that can be installed in the cabinet. The Mother board has fifteen 50 pin and eight 30 pin slots to give you the most room for expansion of any SS50 system available. 11 standard baud rates from 75 to 38.4K are provided and the I/O section has its own extended addressing to permit the maximum memory address space to be used. The 2 Mhz 6809 CPU card has both a time of day clock with battery back-up and a 6840 programmable timer. It also contains 1K RAM, 4 PROM/ROM/RAM sockets, and provides for an optional 9511A or 9512 Arithmetic Processor. The RAM boards use high speed, low power STATIC memory that is fully compatible with any DMA technique. STATIC RAM requires no refresh timing, no wait states or clock stretching, and allows fast, reliable operation. The system includes a 2 port RS232 serial interface and cables. All GIMIX boards use gold plated bus connectors and are fully socketed. GIMIX designs, manufactures, and tests in-house its complete line of products. All boards are twice tested, and burned in electrically to insure reliability and freedom from infant mortality of component parts. All systems are assembled and then retested as a system after being configured to your specific order.

### 56KB 2MHZ 6809 SYSTEMS WITH GMXBUX/FLEX/OS-9 SOFTWARE SELECTABLE

With #58 single density disk controller .....	<b>\$2988.59</b>
With #68 DMA double density disk controller .....	<b>\$3248.49</b>
to substitute Non-volatile CMOS RAM with battery back-up, add .....	300.00
for 50 Hz export power supply models, add .....	30.00

Either controller can be used with any combination of 5" and/or 8" drives, up to 4 drives total, have data recovery circuits (data separators), and are designed to fully meet the timing requirements of the controller I.C.s.

### 5 1/4" DRIVES INSTALLED IN THE ABOVE with all necessary cables

	SINGLE DENSITY		DOUBLE DENSITY		
	Formatted	Unformatted	Formatted	Unformatted	
40 track (48TPI) single sided	199,680	250,000	341,424	500,000	2 for <b>\$700.00</b>
40 track (48TPI) double sided	399,360	500,000	718,848	1,000,000	2 for <b>\$900.00</b>
80 track (96TPI) single	404,480	500,000	728,064	1,000,000	2 for <b>\$900.00</b>
80 track (96TPI) double	808,960	1,000,000	1,456,128	2,000,000	2 for <b>\$1300.00</b>

Chart shows total capacity in Bytes for 2 drives.

Contact GIMIX for price and availability of 8" floppy disk drives and cabinets; and 5" and 8" Winchester hard disk system.

### 128KB 2Mhz 6809 DMA Systems for use with TSC's UNIFLEX or MICROWARE's OS-9 Level 2

(Software and drives not included) .....	<b>\$3798.39</b>
to substitute 128KB CMOS RAM with battery back-up, add .....	600.00
for each additional 64KB NMOS STATIC RAM board, add .....	639.67
for each additional 64KB CMOS STATIC RAM board, add .....	988.64
for 50 Hz export power supply, add .....	30.00

**NOTE: UNIFLEX can not be used with 5" minifloppy drives.**

GIMIX has a wide variety of RAM, ROM, Serial and Parallel I/O, Video, Graphics, and other SS50 bus cards that can be added now or in the future. Phone or write for more complete information and brochure.

## THE SUN NEVER SETS ON GIMIX USERS

GIMIX Systems are found on every continent, except Antarctica. (Any users there? If so, please contact GIMIX so we can change this.) A representative group of GIMIX users includes: **Government Research and Scientific Organizations** in Australia, Canada, U.K., and in the U.S.; **NASA**, Oak Ridge, White Plains, Fermilab, Argonne, Scripps, Sloan Kettering, Los Alamos National Labs, AURA. **Universities**: Carleton, Waterloo, Royal Military College, in Canada; Trier in Germany; and in the U.S.: Stanford, SUNY, Harvard, UCSD, Mississippi, Georgia Tech. **Industrial users** in Hong Kong, Malaysia, South Africa, Germany, Sweden, and in the U.S.: GTE, Becton Dickinson, American Hoechst, Monsanto, Allied, Honeywell, Perkin Elmer, Johnson Controls, Associated Press, Aydin, Newkirk Electric, Revere Sugar, HI-G/AMS Controls, Chevron. **Computer mainframe and peripheral manufacturers**, IBM, OKI, Computer Peripherals Inc., Dume, Floating Point Systems. **Software houses**: Microware, T.S.C., Lucidata, Norpak, Talbot, Stylo Systems, AAA, HHH, Frank Hogg Labs, Epstein Associates, Softwest, Dynasoft, Research Resources U.K., Microworks, Analog Systems, Computerized Business Systems.



GIMIX Systems are chosen by the Pros because of quality, reliability and features.

# GIMIX inc.

The Company that delivers Quality Electronic products since 1975.

1337 WEST 37th PLACE, CHICAGO, IL 60609  
(312) 927-5510 • TWX 910-221-4055

#### TO ORDER BY MAIL

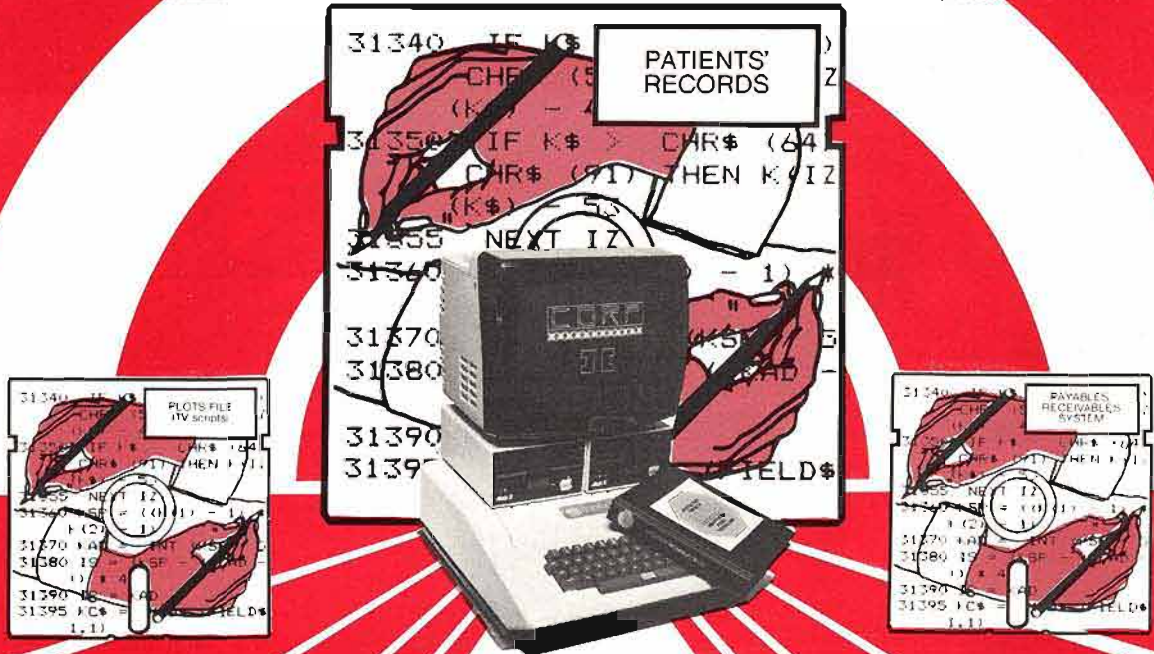
SEND CHECK OR MONEY ORDER OR USE YOUR VISA OR MASTER CHARGE. Please allow 3 weeks for personal checks to clear. U.S. orders add \$5 handling if order is under \$200.00. Foreign orders add \$10 handling if order is under \$200.00. Foreign orders over \$200.00 will be shipped via Emery Air Freight COLLECT, and we will charge no handling. All orders must be prepaid in U.S. funds. Please note that foreign checks have been taking about 8 weeks for collection; so we would advise wiring money, or checks drawn on a bank account in the U.S. Our bank is the Commercial Illinois National Bank of Chicago, account #73-32033 Visa or Master Charge also accepted.

GIMIX INC. reserves the right to change pricing and product specifications at any time without further notice. are registered trademarks of GIMIX Inc.

FLEX AND Uniflex are trademarks of Technical Systems Consultants Inc. OS-9 is a trademark of Microware Inc. See their ads for other GIMIX compatible software.

# your power is ready... software that writes software for Apple II™

NEEDED: Apple II Plus with Auto Start Rom, Applesoft in Rom, 48K.



C.O.R.P.<sup>TM</sup> writes software. Perhaps you should read that again. Not "simplifies programming" or "makes debugging easier." C.O.R.P. writes APPLESOFT BASIC—complete, stand-alone programs which run, bug-free, the very first time. You need not type a single character of basic code—ever. C.O.R.P. does that. Your answers to questions in simple English "design" the program. In minutes, C.O.R.P. writes all the program code, scrolls it to the screen and automatically saves it to your disk. Your program because you designed it. Once written, your program runs without C.O.R.P. You may list your program, examine it, modify it further or even sell it—as you wish, royalty free. No mere "data base manager," at any price, will do that.

The applications are almost limitless. Your C.O.R.P. program Generation System will: ● handle nearly as much data as your disks will hold (113K per disk!) ● find any record in less than a second ● let you design your own screens as quickly as you can move the cursor around ● sort, re-sort and update your data for you ● examine and re-examine your data and then print reports, checks, invoices, statements, mailing labels, lists, memos—you name it. C.O.R.P. allows you to use your Apple II plus as the working tool it really is. Isn't that why you bought one?

Computers should write code. You should design programs. Now you have the power.

C.O.R.P. is a trade mark of Maromaty Scotto Software Corporation.

**CORTECHS CORPORATION**  
900 North Franklin, Chicago, Illinois 60610  
See your dealer today or call toll-free...



C.O.D. welcome.

#### C.O.R.P. I features:

- a data entry program generator
- a full sort sub-system
- an update sub-system
- a full diagnostic package
- a print program generator ... \$235.

Dealer inquiries welcome.



**1-800-621-4109**

#### C.O.R.P. II features:

- all of C.O.R.P. I plus:
  - a system menu generator
  - a complete forms letter
  - a full files editor
  - a system demo package
  - an Applesoft tutorial ... \$425.
- (In Illinois, call (312) 943-0700)



# MICRO™

## THE 6502/6809 JOURNAL

### STAFF

President/Editor-in-Chief  
ROBERT M. TRIPP

Publisher  
MARY GRACE SMITH

Senior Editor  
LAURENCE KEPPLER

Editors  
MARY ANN CURTIS  
MARJORIE MORSE  
LOREN WRIGHT

Production Manager  
PAULA M. KRAMER

Typesetting  
EMMALYN H. BENTLEY

Advertising Manager  
CATHI BLAND

Circulation Manager  
CAROL A. STARK

Dealer Orders  
LINDA HENSDELL

Comptroller  
DONNA M. TRIPP

Bookkeeper  
KAY COLLINS

Advertising  
Sales Representative  
KEVIN B. RUSHALCO  
603/547-2970

### DEPARTMENTS

- 5 Editorial
- 6 New Publications
- 31 From Here to Atari
- 35 Short Subjects
- 49 Microbes and Updates
- 71 The Single Life
- 98 PET Vet
- 100 Software Catalog
- 105 Hardware Catalog
- 117 Bibliography
- 121 Data Sheet
- 125 It's All Ones and Zeros
- 127 Advertiser's Index
- 128 Next Month in MICRO

### MATH APPLICATIONS

- 9** VisiCalc Formulas for Depreciation..... *Kim G. Woodward*  
Ready-to-use formulas provide three methods of depreciation
- 13** Numerical Solution of Differential Equations..... *Robert D. Walker*  
Runge-Kutta method and Applesoft program help you solve equations
- 21** Lagrange Interpolating Polynomial..... *Paul H. Muller*  
This helpful routine will run on any machine with floating point BASIC
- 24** SIN(X) The Hard Way..... *Earl Morris*  
Learn how the in-ROM machine language routine works

### OSI BASIC

- 37** A Cross Reference Generator for OSI BASIC..... *John Krout*  
Find any variable or line number in your OSI BASIC program
- 43** More Hooks into OSI BASIC..... *Richard L. Trethewey*  
Add keywords to BASIC under OS-65D V3.2
- 51** Microsoft BASIC-in-ROM Extensions..... *Michael M. Mahoney*  
PRINT AT and CALL functions are added to BASIC-in-ROM
- 61** Machine Language to DATA Statement Generator..... *Yasuo Morishita*  
This handy routine can be applied to all OSI BASIC-in-ROM machines
- 67** Autonumber Plus for Cursor Control..... *Kerry Lourash*  
Add automatic line numbering and PRINT AT to your cursor control program

### UTILITIES

- 77** KIM Bouncy Keypad Cure..... *Jody Nelis*  
This 94-byte program prolongs the life of your bouncy keypad
- 83** Binary Storage and Array Retrieval..... *Hank Blakely*  
A technique for extremely fast I/O of arrays on disk is presented
- 89** A Disassembler for the 6809..... *Mark J. Borgerson*  
This disassembler is written in Microsoft BASIC and will run on the Apple II or the Radio Shack Color Computer

### HARDWARE

- 107** PET Audible Disk Alarm..... *John E. Girard*  
This simple enhancement sounds an alarm when a disk error occurs
- 111** I/O Expansion for AIM..... *Gary Finley*  
Add two VIAs to triple I/O capacity



# THE CHIEFTAIN™ 5¼-INCH WINCHESTER HARD DISK COMPUTER



SO ADVANCED IN SO MANY WAYS . . .  
AND SO COST-EFFECTIVE . . .  
IT OBSOLETES MOST OTHER SYSTEMS  
AVAILABLE TODAY AT ANY PRICE.

## ● HARD DISK SYSTEM CAPACITY

The Chieftain series includes 5¼- and 8-inch Winchester that range from 4- to 60-megabyte capacity, and higher as technology advances. All hard disk Chieftains include 64-k memory with two serial ports and DOS69D disk operating system.

## ● LIGHTNING ACCESS TIME

Average access time for 5¼-inch Winchester is 70-msec, comparable to far more costly hard disk systems. That means data transfer **ten-times faster** than floppy disk systems.

## The Chieftain Computer Systems:

Here are the Chieftain 6809-based hard disk computers that are destined to change data processing . . .

- CHIEFTAIN 95W4**  
4-megabyte, 5¼-inch Winchester with a 360-k floppy disk drive (pictured).
- CHIEFTAIN 95XW4**  
4-megabyte, 5¼-inch Winchester with a 750-k octo-density floppy disk drive.
- CHIEFTAIN 98W15**  
15-megabyte, 5¼-inch Winchester with a 1-megabyte 8-inch floppy disk drive.
- CHIEFTAIN 9W15T20**  
15-megabyte, 5¼-inch Winchester with a 20-megabyte tape streamer.

## ● 2-MHZ OPERATION

All Chieftains operate at 2-MHz, regardless of disk storage type or operating system used. Compare this to other hard disk systems, no matter **how** much they cost!

## ● DMA DATA TRANSFER

DMA data transfer to-and-from tape and disk is provided for optimum speed. A special design technique eliminates the necessity of halting the processor to wait for data which normally transfers at a slower speed, determined by the rotational velocity of the disk.

## ● RUNS UNDER DOS OR OS-9

No matter which Chieftain you select . . . 5¼- or 8-inch floppy, or 5¼- or 8-inch

Winchester with tape or floppy back-up . . . they **all** run under DOS or OS-9 with **no need** to modify hardware or software.

## ● UNBOUNDED FLEXIBILITY


You'll probably never use it, but any Chieftain hard disk system can drive up to 20 other Winchester, and four tape drives, with a single DMA interface board!

## ● SMOKE SIGNAL'S HERITAGE OF EXCELLENCE

This new-generation computer is accompanied by the same **Endurance-Certified** quality Dealers and end-users all over the world have come to expect from Smoke Signal. And support, software selection and extremely competitive pricing are very much a part of that enviable reputation.

## 20-Megabyte Tape Streamer Back-Up Option

Available with all Chieftain hard disk configurations. This cartridge tape capability provides full 20-megabyte disk back-up in less than five minutes with just one command, or copy command for individual file transfers. Transfers data tape-to-disk or disk-to-tape. Floppy back-up is also available in a variety of configurations.



**Write or call today for details (including the low prices) on the Chieftain Series . . . and on dealership opportunities**



**SMOKE SIGNAL BROADCASTING®**

31336 VIA COLINAS  
WESTLAKE VILLAGE, CA 91362  
TEL (213) 889-9340

Name \_\_\_\_\_

Company \_\_\_\_\_

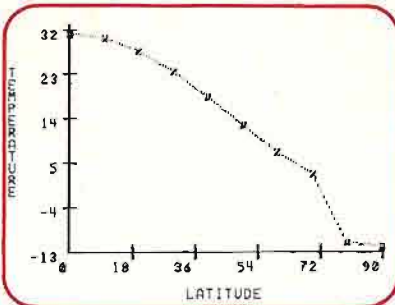
Address \_\_\_\_\_

City \_\_\_\_\_ State \_\_\_\_\_ Zip \_\_\_\_\_

Telephone (        ) \_\_\_\_\_



## About the Cover



This month's cover photo brings us to the Homecoming '81 bonfire at Dartmouth College, the birthplace of BASIC. BASIC, one of the world's most popular programming languages, is the most important language in micro-computing since it is supplied with every microcomputer.

The graphic overlay was generated by the program "Glacier" which calculates surface temperatures by latitude. ("Glacier" by Compress, Inc., Wentworth, N.H.)

Cover photo by Ford Cavallari

**MICRO™** is published monthly by:  
MICRO INK, Inc., Chelmsford, MA 01824  
Second Class postage paid at:  
Chelmsford, MA 01824 and additional  
mailing offices  
USPS Publication Number: 483470  
ISSN: 0271-9002

Send subscriptions, change of address, USPS  
Form 3579, requests for back issues and all  
other fulfillment questions to

MICRO  
34 Chelmsford Street  
P.O. Box 6502  
Chelmsford, MA 01824  
or call  
617/256-5515  
Telex: 955329 TLX SRVC  
800-227-1617

Subscription Rates	Per Year
U.S.	\$24.00
	2 yr. / \$42.00
Foreign surface mail	\$27.00
Air mail:	
Europe	\$42.00
Mexico, Central America, Middle East, North Africa, Central Africa	\$48.00
South America, South Africa, Far East, Australasia, New Zealand	\$72.00

Copyright © 1982 by MICRO INK, Inc.  
All Rights Reserved

# MICRO

## Editorial

### Hello, OSI!

What is OSI doing with its line of personal computers? A simple question, but even OSI can't seem to answer it — yet.

For months now we've been receiving letters from frustrated OSI users who wonder why we don't cover OSI machines more thoroughly (more than 30% of our readers are OSI users). These same readers also ask why OSI isn't advertising, and why OSI support in general seems to be fading. We decided to see how much of the fog could be cleared away.

Contacting OSI was naturally the first step, but not necessarily the easiest or most informative. One OSI source admitted that the company is beginning to stress the business line rather than the home market. According to this source, OSI is considering the elimination of the CIP and Super-board product lines. However, other officials insisted that no firm decision had been made yet.

Another view held by knowledgeable sources inside and outside OSI is that the company will sell off their low-end computer line rather than terminate it completely. OSI, according to these sources, would not want to leave owners of these products in the lurch. To sum up the problem, an OSI marketing official admitted that, for now, the situation regarding their line of personal computers is "up in the air."

Several factors can help account for this confusion. Much of OSI's staff has been busy lately, not only with deciding the fate of the personal computer line, but with moving operations from Ohio to Massachusetts. OSI was purchased in December 1980 by a Massachusetts-based firm, M/A COM, and the transition is still in progress. Also, preparations for an upcoming distributor's meeting in Florida are tying up key OSI officials.

The distributor's meeting (which will have occurred by the time this issue is published) will include a presentation of new systems. OSI's recent lack of advertising can be explained partially by their need to wait until after the meeting to announce new products to the general public.

Several OSI dealers offered a variety of insights into the OSI personal computer problem. Although one dealer was optimistic and believed that OSI was "getting its act together," another considered the company "schizophrenic" and said that he thought OSI was "dumping the personal computer market." The general consensus among dealers is that OSI is developing a new line of computers aimed at the business instead of the hobbyist market.

One optimistic dealer said that the OSI personal computers will develop into a "nice market in spite of OSI." He believed this will be possible because other manufacturers will offer OSI-compatible hardware support.

Customer service has always been an issue for OSI users. According to one dealer, OSI has regarded customer service as a dealer obligation. But, since service is rarely a lucrative business, many dealers choose not to provide it. Therefore OSI users are neglected. In addition, some dealers are understandably reluctant to sell OSI personal computer products because of the uncertainty and confusion.

Although all the questions haven't been answered, and some of the answers we did receive are vague, we believe users will soon have a clearer picture of OSI's personal computer plans. We'll keep you informed as best we can.

*Margaret Mase*



# MICRO

## New Publications

### Reference

**The Index, The ultimate information index for all personal computer users,** W.H. Wallace, Indexor. Missouri Indexing, Inc. (P.O. Box 301, St. Ann, MO 63074), 1981, iii, 489 pages, 5 1/4 x 8 1/4 inches, paperbound.

\$14.95

Here you'll find more than 30,000 entries covering over six years of articles, editorials, and columns from 45 computer publications. There are fourteen system-specific sub-indexes. All articles are listed alphabetically, along with the author, magazine and issue in which it appeared.

**CONTENTS:** *Introduction; How to Use the Index; Apple Articles; Atari Articles; CP/M Articles; North Star Articles; Ohio Scientific Articles; PET Articles; Southwestern Technical Products Articles; S-100 Articles; TRS-80 Articles; Z-80 Articles; 6502 Articles; 6800 Articles; 8080 Articles; General Articles; Magazine/Newsletter Abbreviations and Ordering Information.*

### General

**Introduction to Word Processing** by Hal Glatzer. Sybex Inc. (2344 Sixth St., Berkeley, CA 94710), 1981, xiv, 210 pages, 6 x 9 inches, paperbound. ISBN: 0-89588-076-8 \$12.95

Learn what a word processor is, what it does, how to use one, and how to choose one. The author also provides a feature-by-feature comparative analysis of currently available equipment.

**CONTENTS:** *What Word Processors Can Do For You—Why Doesn't Everybody Have One? What Do People Want? Will a Word Processor Help? What The Newspapers Learned—Getting the Lead Out; The Computers Arrive; The Price of Freedom; Embracing the Copper Wire. Why Secretaries Are Going Back To School—Word Processing Is Only the Beginning; "The £12 Look"; Larger Files in Smaller Cabinets; Will Machines Replace People? How To Teach A Small Computer Big Tricks—Game Players Are Computer Operators; Where Does Word Processing Come In? Which Type of Word Processor Is Best!—Electronic Typewriters; Stand-Alone Machines; Microcomputers; Mainframe and Minicomputers; There Is No One Solution; Benchmark Test. Writing And Editing With A Word Processor—Writing; Editing. How To Manage Your*

*Files—About Bytes; Storage Devices; Electronic Filing. Formatting What You Write—Previewing; Basic Formatting; Advanced Formatting. Putting Text On Paper—Printing; Printer Enhancements. Extending Your Reach—Typesetting; Computer-Output Microfilm (COM); Optical Character Recognition (OCR); Multiple Work Stations; Telecommunications. Will A Word Processor Pay For Itself?—Comparing Costs; Holding Down Costs; Becoming A Customer; Avoiding Costly Problems. How To Get Hands-On Experience—Do Your Homework; Meet The People; How To Select A Vendor; In Conclusion. Appendix: Where To Go For More Information. Glossary. Index. Library.*

6502

**Beyond Games: Systems Software for Your 6502 Personal Computer** by Ken Skier. BYTE/McGraw-Hill, Book Division (70 Main St., Peterborough, NH 03458), 1981, iv, 433 pages, 7 1/4 x 9 1/4 inches, paperbound. ISBN: 0-07-057860-5 \$14.95

A guided tour of your Apple, Atari, Ohio Scientific, or PET computer. This book takes you through basic concepts, such as "memory" and "program," right into assembly language programming. Several subroutines and programming aids are presented, including screen utilities, print utilities, a

machine language monitor, a hexadecimal dump tool, a disassembler, and more.

**CONTENTS:** *Introduction; Your Computer; Introduction to Assembler; Loops and Subroutines; Arithmetic and Logic; Screen Utilities; The Visible Monitor; Print Utilities; Two Hexdump Tools; A Table-Driven Disassembler; A General MOVE Utility; A Simple Text Editor; Extending the Visible Monitor; Entering the Software Into Your System; Appendices.*

### Games

**Apple Pascal Games** by Douglas Hertger and Joseph T. Kalash. Sybex Inc. (2344 Sixth St., Berkeley, CA 94710), 1981, xiii, 371 pages, 7 x 9 inches, paperbound. ISBN: 0-89588-074-1 \$14.95

A collection of games written in Apple Pascal, ranging from simple exercises to more advanced, strategic challenges. For each game the book includes game rules, and a guide to understanding the program. A "structure chart" demonstrates the organization of each program.

**CONTENTS:** *Introduction; Acknowledgements; Simple Games; More Advanced Games; Games that use TURTLE-GRAPHICS; Cribbage. Appendices—Reserved Words and Functions; Summary of Pascal.*

MICRO™

## the keys to creativity

### Computer power

A polyphonic synthesizer, a music tutor and a music transcriber all in one sophisticated package. Soundchaser™: It's a responsive music tool that allows computer technology to work with you and for you.

### Records and performs

Soundchaser™ transforms an Apple II™ into a dynamic polyphonic instrument. Record with the digital sequencer, play it back with a live overdub. Create unique, rich and natural sounds with up to eight voices.

### Transcribes

Notewriter™ displays your melody and bass lines as you play. See your compositions on the CRT. Or touch a button and receive a printed score. Create, compose and

arrange with one remarkable music tool.

### Teaches

Musicutor™ transforms Soundchaser™ into a challenging educational tool. The software includes programmed learning courses in ear training, music theory and harmony. Use it to develop skills and basic musicianship.

### Versatile and affordable


Soundchaser™ is the only polyphonic synthesizer available that records, transcribes and teaches. It combines top quality hardware and software in a package that's affordable. A six voice synthesizer and keyboard lists for \$1350. A keyboard and performance software for the Mountain Computer Music System™ lists for \$650. Consider Soundchaser™: It's a music tool that's really worth your notes.



PASSPORT DESIGNS, INC.  
785 Main Street, Suite E  
Half Moon Bay, CA 94019 (415) 726-0280

Contact your local dealer. Apple II™ is a registered trademark of Apple Computer, Inc. Soundchaser™, Notewriter™, Musicutor™ are registered trademarks of Passport Designs, Inc. Notewriter™ graphics created with Mark Pelezarski's Complete Graphics System.





## The PERCOM 'M' Line

# Low-Cost Expansion for Your AIM, KIM or SYM Computer

Complete Disk Storage Systems from **\$599.95**

- **The right storage capacity** – Available in 1-, 2- and 3-drive systems, with either 40- or 80-track drives.
- **Flippy storage** – Flippy drives (optional) let you flip a diskette and store data and programs on the second recording surface.
- **High Storage Capacity** – Formatted, one-side storage capacity is 102 Kbytes (40-track drive), 205 Kbytes (80-track drive).
- **Proven Controller** – The drive controller design is the same as the design used in the Percom 680X LFD mini-disk system. This system – introduced in 1977 – has given reliable service in thousands of applications. Two versions are available: the MFD-C65 for the AIM-65 expansion bus, and the MFD-C50 for the System-50 (SS-50) bus.
  - Includes an explicit data separator circuit that's reliable even at the highest bit densities.
  - Provides for on-card firmware.
  - Includes a motor inactivity time-out circuit.
  - Capable of handling up to four drives.
  - Capable of reading both hard- and soft-sectored diskettes.
- **DOS included** – The MFD disk-operating system works with the AIM monitor, editor, assembler, Basic and PL/65 programs, interface is direct, through user I/O and F1, F2 keys. Diskette includes DOS source code and library of 20 utility commands.
- **Reliability assurance** – Drives are burned-in 48 hours, under operating conditions, to flag and remove any units with latent defects.
- **Full documentation** – Comprehensive hardware and software manuals are included with each system.


**PERCOM**

PERCOM DATA COMPANY, INC.  
11220 PAGEMILL RD., DALLAS, TX 75243  
(214) 340-7081

Toll-Free Order Number: **1-800-527-1222**

PRICES AND SPECIFICATIONS SUBJECT TO CHANGE WITHOUT NOTICE.

© 1981 PERCOM DATA COMPANY, Inc.  
PERCOM, MFD-C50, MFD-C65 and M65/50 are trademarks of Percom Data Company, Inc.  
AIM-65 is a trademark of Rockwell International, Inc.  
KIM is a trademark of MOS Technology Corporation  
SYM is a trademark of Synertek, Inc.



### Expand Your Computer with Proven System-50 Modules

The Percom M65/50 Interface Adapter connects your computer to Percom's System-50 (SS-50) motherboard, allowing you to expand your AIM, KIM or SYM with proven System-50 modules. You can add disk storage, memory modules, even a video display system. The M65/50 provides buffer-amplification of address, data and control lines. On-card decode circuitry lets you allocate address space either to the computer or to the expansion motherboard. Price: only \$89.95, including System-50 motherboard.

**System Requirements:** AIM-65, KIM or SYM computer with expansion bus and four Kbytes RAM (min).

Yes... I'd like to know more about Percom MFD drive systems. Rush me free literature.

Send to  
**PERCOM DATA COMPANY, Inc., Dept. 65-M**  
11220 Pagemill Rd. Dallas, TX 75243

name \_\_\_\_\_

address \_\_\_\_\_

city \_\_\_\_\_ state \_\_\_\_\_

zip \_\_\_\_\_ phone number \_\_\_\_\_

**MAIL TODAY!**



Write-On!  
Word Processing Software

A computer without a **word processing program** is only being half-utilized. And the unused half is the most important, because we all have reams of letters to write, scripts to type, text to edit, files to keep and data to record.

Write-On! was developed to solve all these problems, and more, for you...easily, quickly, and effortlessly. Have

# Write - n

we succeeded?

In the June 81 issue of Byte magazine, they reviewed Write-On! against the competition. And here are just some of the nice things they had to say.

"Write-On! is **amazingly error-free** and it ran the first time we put it on the computer. One of us thinks it's his **choice of all** the word processors that we reviewed." "Write-On! is a super word processor...touch typists can enter text quickly and easily...performs its editing chores with ease and speed...even provides for form letters using data files. This is a **tremendously powerful** and useful feature (especially for the price)."

To continue with words from Byte, "Along with excellent human engineering, Write-On! provides **superlative documentation**...leads the user by the hand...explanations are **clear** and concise..." And... "...undoubtedly the most powerful features found in a microcomputer-based word processor."

Our users have been saying the same kind of things about Write-On! The reason, we believe, is because of all the word-processors available, this one was designed to be **user-oriented**...to be easy for non-computer types to get professional results with. Whether used for business, professional, home or school...Write-On! is the right one because it is right-on.

## For the Apple III\*? Of course.

Our Write-On! word processing program is available for the Apple III\* as well as the Apple II\*. Comes on disk, with its easy reading, simply explained, step-by-step documentation (marvelously clear!). Write-On! II is \$149.95. Write On! III, \$249.95. At your computer store or from:

### DATAMOST

19273 Kenya St.  
Northridge, Ca 91326  
(213) 366-7160

VISA/MASTERCHARGE accepted.  
\$1.00 shipping/handling charge.  
(California residents add 6% tax)

\*Apple II & Apple III are trademarks of Apple Computer, Inc.



# VisiCalc Formulas for Depreciation

These formulas are ready to key into your VisiCalc sheet. The author explains how the three different depreciation methods are used.

---

Kim G. Woodward  
6526 Delia Dr.  
Alexandria, Virginia 22310

---

VisiCalc, which is available in versions for Apple, Atari, PET/CBM, and TRS-80, is made by Personal Software. In this article I'll show one application of this fine program — that of depreciation schedules. I currently use this application for depreciating equipment for income tax purposes. (Before you use this program, please consult your tax advisor or IRS representative for the proper application of depreciation to your situation.)

If the formulas in listing 1 are keyed onto a blank VisiCalc sheet, the depreciation application will be up and running. (For further information, please refer to your VisiCalc reference book.) To explain how to use the depreciation application, I must discuss depreciation and the formulas as they are used.

## The Depreciation Formulas

*Webster's New International Dictionary* defines depreciation as a "decline in [the] value of an asset due to such causes as wear and tear, action of the elements, obsolescence and inadequacy." Business uses depreciation to

write off the cost of equipment and real estate. There are three kinds of depreciation in wide use today: straight line (SLD), declining balance (DB), and sum of the years digits (SYD).

In straight line depreciation, an equal amount is depreciated each year. In the declining balance method, a large amount is depreciated in the early life, then gradually tapers off toward the later life of an asset. It is generally used to write off the largest amount in the earliest time period. The sum of the years digits method is generally between these two.

There are three entities used in the calculation of depreciation:

1. the starting book value (SBV) — what the item cost;
2. the salvage value — what the item would sell for after its useful life;
3. the expected life of the item.

This depreciation application of VisiCalc provides the depreciation (DEP), the accumulated depreciation (ACD), the remaining depreciation left (RDV), and the remaining book value (RBV) for each of the three depreciation types. The formulas are given in terms of year  $j$ , the current year in the schedule we are looking at. The formulas for the three types are as follows:

1. Straight line depreciation
 
$$\text{DEP}(j) = (\text{SBV} - \text{salvage})/\text{life}$$

$$\text{ACD}(j) = j * \{\text{DEP}(j)\}$$

$$\text{RDV}(j) = \text{DEP}(j) * (\text{life} - j)$$

$$\text{RBV}(j) = \text{RDV}(j) + \text{salvage}$$

2. Sum of years digits depreciation
 
$$\text{sum of years digits} = (\text{INT}(\text{life}) + 1) * \{\text{INT}(\text{life}) + 2\}/2$$

$$\text{DEP}(j) = \{\text{life} + 1 - j\} * (\text{SBV} - \text{salvage})/(\text{sum of years digits})$$

$$\text{RDV}(j) = \{\text{life} - j + 1\} * \{\text{life} - j + 2\} * (\text{SBV} - \text{salvage})/(2 * \{\text{sum of years digits}\})$$

$$\text{RBV}(j) = \text{RDV}(j) + \text{salvage}$$

$$\text{ACD}(j) = (\text{SBV} - \text{salvage}) - \text{RDV}(j)$$

3. Declining balance depreciation
 
$$\text{DEP}(j) = (\text{SBV} * (\text{DBF}/\text{life})) * \{1 - (\text{DBF}/\text{life})^j\}$$

$$\text{ACD}(j) = \text{SBV} * \{1 - (1 - \text{DBF}/\text{life})^j\}$$

$$\text{RDV}(j) = (\text{SBV} - \text{salvage}) - \text{ACD}(j)$$

$$\text{RBV}(j) = \text{RDV}(j) + \text{salvage}$$

where DBF is the declining balance rate factor ranging from 1 to 2.

Note that these formulas are for each year of the schedule. Thus, by adjusting the way the calculations are performed, we can project the schedule out for as many years as the sheet will carry. In the case of this depreciation application, I have chosen a 5-year schedule.

## Use of the Depreciation Application

Looking at the example, the starting book value is entered into position B3 (1330.00) on the sheet. Likewise, salvage value is entered into position B4 (20.00) and life of the item is entered into position B5 (5) of the sheet. The declining balance factor (from 1 to 2) can be entered into position E3 (1.50) of the sheet. I generally leave this position as 1.5 for comparison purposes.



Listing 1

VISICALC formulas for depreciation

```
>F29:@MAX(F10,F16,F22)
>E29:@MAX(E10,E16,E22)
>D29:@MAX(D10,D16,D22)
>C29:@MAX(C10,C16,C22)
>B29:@MAX(B10,B16,B22)
>A29:"MAX DEP
>F28:@MIN(F10,F16,F22)
>E28:@MIN(E10,E16,E22)
>D28:@MIN(D10,D16,D22)
>C28:@MIN(C10,C16,C22)
>B28:@MIN(B10,B16,B22)
>A28:"MIN DEP
>G27:/--
>F27:/--
>E27:/--
>D27:/--
>C27:/--
>B27:/--
>A27:/--
>G26:(1-E4)*F22
>F26:(E4*F22)+(1-E4)*E22)
>E26:(E4*E22)+(1-E4)*D22)
>D26:(E4*D22)+(1-E4)*C22)
>C26:(E4*C22)+(1-E4)*B22)
>B26:+E4*B22
>F25:+F24+B4
>E25:+E24+B4
>D25:+D24+B4
>C25:+C24+B4
>B25:+B24+B4
>A25:"DB RBV
>F24:(B3-B4)-F23
>E24:(B3-B4)-E23
>D24:(B3-B4)-D23
>C24:(B3-B4)-C23
>B24:(B3-B4)-B23
>A24:"DB RDV
>F23:+B3*(1-(@EXP(F8*@LN(1-(E3/B5))))))
>E23:+B3*(1-(@EXP(E8*@LN(1-(E3/B5))))))
>D23:+B3*(1-(@EXP(D8*@LN(1-(E3/B5))))))
>C23:+B3*(1-(@EXP(C8*@LN(1-(E3/B5))))))
>B23:+B3*(1-(@EXP(B8*@LN(1-(E3/B5))))))
>A23:"DB ACD
>F22:@EXP(@LN(B3)+(F8-1)*@LN(1-(E3/B5)))+@LN(E3/B5))
>E22:@EXP(@LN(B3)+(E8-1)*@LN(1-(E3/B5)))+@LN(E3/B5))
>D22:@EXP(@LN(B3)+(D8-1)*@LN(1-(E3/B5)))+@LN(E3/B5))
>C22:@EXP(@LN(B3)+(C8-1)*@LN(1-(E3/B5)))+@LN(E3/B5))
>B22:@EXP(@LN(B3)+(B8-1)*@LN(1-(E3/B5)))+@LN(E3/B5))
>A22:"DB DEP
>G21:/--
>F21:/--
>E21:/--
>D21:/--
>C21:/--
>B21:/--
>A21:/--
>G20:(1-E4)*F16
>F20:(E4*F16)+(1-E4)*E16)
>E20:(E4*E16)+(1-E4)*D16)
>D20:(E4*D16)+(1-E4)*C16)
>C20:(E4*C16)+(1-E4)*B16)
>B20:+E4*B16
>F19:(B3-B4)-F17
>E19:(B3-B4)-E17
>D19:(B3-B4)-D17
>C19:(B3-B4)-C17
>B19:(B3-B4)-B17
>A19:"SYD ACD
>F18:+F17+B4
>E18:+E17+B4
>D18:+D17+B4
>C18:+C17+B4
>B18:+B17+B4
>A18:"SYD RBV
>F17:(B5-F8+1)*(B5-F8)*(B3-B4)/(2*E5)
>E17:(B5-E8+1)*(B5-E8)*(B3-B4)/(2*E5)
>D17:(B5-D8+1)*(B5-D8)*(B3-B4)/(2*E5)
>C17:(B5-C8+1)*(B5-C8)*(B3-B4)/(2*E5)
>B17:(B5-B8+1)*(B5-B8)*(B3-B4)/(2*E5)
>A17:"SYD RDV
>F16:(B5+1-F8)/E5)*(B3-B4)
>E16:(B5+1-E8)/E5)*(B3-B4)
>D16:(B5+1-D8)/E5)*(B3-B4)
>C16:(B5+1-C8)/E5)*(B3-B4)
```

Listing 1 (Continued)

```
>B16:(B5+1-B8)/E5)*(B3-B4)
>A16:"SYD DEP
>G15:/--
>F15:/--
>E15:/--
>D15:/--
>C15:/--
>B15:/--
>A15:/--
>G14:(1-E4)*F10
>F14:(E4*F10)+(1-E4)*E10)
>E14:(E4*E10)+(1-E4)*D10)
>D14:(E4*D10)+(1-E4)*C10)
>C14:(E4*C10)+(1-E4)*B10)
>B14:+E4*B10
>F13:+F12+B4
>E13:+E12+B4
>D13:+D12+B4
>C13:+C12+B4
>B13:+B12+B4
>A13:"SLD RBV
>F12:(B5-F8)*F10
>E12:(B5-E8)*E10
>D12:(B5-D8)*D10
>C12:(B5-C8)*C10
>B12:(B5-B8)*B10
>A12:"SLD RDV
>F11:+F10*F8
>E11:+E10*E8
>D11:+D10*D8
>C11:+C10*C8
>B11:+B10*B8
>A11:"SLD ACD
>F10:(B3-B4)/B5
>E10:(B3-E4)/B5
>D10:(B3-B4)/B5
>C10:(B3-B4)/B5
>B10:(B3-B4)/B5
>A10:"SLD DEP
>G9:/--
>F9:/--
>E9:/--
>D9:/--
>C9:/--
>B9:/--
>A9:/--
>G8:/F16
>F8:/FI+E8+1
>E8:/FI+D8+1
>D8:/FI+C8+1
>C8:/FI+B8+1
>B8:/FI+B6
>A8:"YEAR
>G7:/--
>F7:/--
>E7:/--
>D7:/--
>C7:/--
>B7:/--
>A7:/--
>B6:/F11
>A6:"START YR
>E5:/FI+B5*(B5+1)/2
>D5:"SOYD
>B5:/F15
>A5:"LIFE
>E4:244/366
>D4:"PRCNT YR
>B4:0
>A4:"SALVAGE
>E3:1.5
>D3:"FACT
>B3:617.75
>A3:"BOOK VAL
>A1:"ITEM:
/WL
/GOR
/GRA
/GPS
/GC9
```



Example of 5-year depreciation schedule.

ITEM: APPLE II

Book Val	1330.00		Fact	1.50		
Salvage	20.00		Prcnt Yr	0.70		
Life	5		SOYD	15		
Start Yr	1					
Year	1	2	3	4	5	6
SLD DEP	262.00	262.00	262.00	262.00	262.00	
SLD ACD	262.00	524.00	786.00	1048.00	1310.00	
SLD RDV	1048.00	786.00	524.00	262.00	0.00	
SLD RBV	1068.00	806.00	544.00	282.00	20.00	
	182.54	262.00	262.00	262.00	262.00	79.46
SYD DEP	436.67	349.33	262.00	174.67	87.33	
SYD RDV	873.33	524.00	262.00	87.33	0.00	
SYD RBV	893.33	544.00	282.00	107.33	20.00	
SYD ACD	436.67	786.00	1048.00	1222.67	1310.00	
	304.23	375.82	288.49	201.15	113.82	26.49
DB DEP	399.00	279.30	195.51	136.86	95.80	
DB ACD	399.00	678.30	873.81	1010.67	1106.47	
DB RDV	911.00	631.70	436.19	299.33	203.53	
DB RBV	931.00	651.70	456.19	319.33	223.53	
	277.99	315.60	220.92	154.65	108.25	29.05
MIN DEP	262.00	262.00	195.51	136.86	87.33	
MAX DEP	436.67	349.33	262.00	262.00	262.00	

Next, by entering the starting year of the schedule in position B6 (1), we can get depreciation schedule for a period of five consecutive years. Since the IRS will allow the percentage of the depreciation for the balance of the year, I have made provision for the entry of the balance. The balance of the year as a decimal can be placed into position E4 (0.70). The fifth line for each of the types gives the depreciation that may be taken in that year (valid only with a starting year of 1).

Position E5 (15) of the sheet is for the calculation of the sum of the years digits. The minimum and maximum values for depreciation in each of the years is provided as the last two lines. As there is no way of zeroing years past the life, note that the RDV will become negative in this case.

In Conclusion

This application of the VisiCalc program has been provided as a tool to help make difficult calculation easy. It will provide a quick glance at alternatives for use in business decisions and the big "if" question as well.



Small business owners! Computer hobbyists! DEAFNET can help you with your communication needs!


With DEAFNET you can SEND and RECEIVE messages



SHARE information



CONFERENCE by computer



Who will I talk to? Who will talk to me?

Keep in touch with: Friends. Board, Advisory, Committee Members, Clubs, Organization or Alumni Officers, Business Associates.

What's DEAFNET For?

Planning meetings, workshops, conventions, socials, athletic and alumni events. Making good business decisions. Sharing information.

How Does DEAFNET Work?

Receive and send messages at your convenience. Communicate with staff members quickly. Finish meetings without interruption. Improve information flow. Eliminates any long distance expenses. Decreases travel time and expenses. Lowers postage expenses.

What Do I Need To Subscribe to DEAFNET Services?

Telephone Service. An ASCII terminal with coupler. A DEAFNET mailbox.

For more information about electronic mail:

Deaf Communications Institute at DEAF COMMUNITY CENTER Bethany Hill Framingham, MA 01701

NIKROM TECHNICAL PRODUCTS PRESENTS A DIAGNOSTIC PACKAGE FOR THE APPLE II AND APPLE II + COMPUTER. "THE BRAIN SURGEON"

Apple Computer Co. has provided you with the best equipment available to date. The Diagnostic's Package was designed to check every major area of your computer, detect errors, and report any malfunctions. The Brain Surgeon will put your system through exhaustive, thorough procedures, testing and reporting all findings.

The Tests include:

- MOTHERBOARD ROM TEST
- APPLESOFT ROM CARD TEST
- INTEGER ROM CARD TEST
- MOTHERBOARD RAM TESTS
- DISK DRIVE SPEED CALIBRATION
- DISK DRIVE MAINTENANCE
- DC HAVES MICROMODEM II TEST (HARDWARE & EPROM)
- MONITOR & MODULATOR ROUTINES
- MONITOR SKEWING TESTS
- MONITOR TEST PATTERN
- MONITOR TEXT PAGE TEST
- MONITOR & TV YOKES ALIGNMENT
- LO-RES COLOR TESTS
- HI-RES COLOR TESTS
- RANDOM HI-RES GENERATOR
- SPEAKER FUNCTION TESTS
- SQUARE WAVE MODULATION
- PADDLE & SPEAKER TEST
- PADDLE & BUTTON TEST
- PADDLE STABILITY
- INTERNAL MAINTENANCE
- GENERAL MAINTENANCE
- ON BOARD HELP



The Brain Surgeon allows you to be confident of your system. This is as critical as the operating system itself. You must depend on your computer 100% of it's running time. The Brain Surgeon will monitor and help maintain absolute peak performance.

Supplied on diskette with complete documentation and maintenance guide


PRICE \$49.95  
REQUIRES: 48K, EP in ROM  
1 Disk Drive, DOS 3.2 or 3.3

Nikrom Technical Products  
25 PROSPECT STREET - LEOMINSTER, MA 01453

Call Toll-Free Now!  
Master Charge & VISA users call 1-800-835-2246  
Kansas Residents call 1-800-362-2421

Dealer Inquiries Invited

Apple is a Registered Trademark of Apple Computer Co.  
MICROSOFT is a Registered Trademark of MICROSOFT



DISKETTE UPDATE  
IF SERIAL NUMBER IS BELOW 20000 OR DATED BEFORE 2/1981 THEN RETURN DISKETTE PLUS \$7.00 U.S. POST & PACKING



# BREAK THE TIME BARRIER!

Speed-up and upgrade Apple II functions with *TWO* all-new, low-cost utilities. . . \*

## 1. UNIVERSAL BOOT INITIALIZER (UBI)

- UBI-initialized disks load the Language Card (any RAM Card) up to 9 times faster.
- Can be applied to Apple II DOS 3.3 or 3.2.1 disks by novice or pro — by user or software vendor alike.
- Obsoletes use of Apple BASICS disk and DOS 3.3 Master disk for fast single-disk direct booting.
- The DOS 3.2.1 UBI-initialized disk boots on either 13 or 16 sector PROMS — and loads RAM Card in 1.7 seconds (features not available from Apple).
- Allows turnkey operation with boot in any Slot, Drive 1 and execution of BASIC, Binary or EXEC greeting program in Drive 1 or 2.
- The UBI-initialized disk features universality, compatibility and versatility.

## 2. AMPER-SORT/MERGE (A-S/M)

- Can sort 1000 records in seconds.
- A general purpose Disk Sort/Merge Utility for Apple DOS 3.3 text files.
- Machine-language Read, Sort and Merge routines for speed.
- Sorts up to 5 input files into a single output file (up to at least 125K).
- Sorts records alphanumerically (Ascending or Descending) up to 5 fields.
- Sorts random or sequential files.
- Merges 2 to 5 pre-sorted files into a single file.
- Sort parameters from the keyboard or from a special parameter file.
- Compatible with most data base programs that create standard Apple DOS 3.3 text files (e.g., Personal Software's CCA DMS files).



**System Requirements:** 48K Apple II or Apple II+, ROM or RAM Card, DOS 3.3 or DOS 3.2.1 and one disk drive.

**Cost:** \$49.95 (+\$3.00 postage and handling) for the UBI Utility Disk, two Demo Disks and a Training Disk keyed to a 32 page Instruction Manual.

**System Requirements:** 48K Apple II or Apple II+, ROM or RAM Card, DOS 3.3 and one or more disk drives.

**Cost:** \$49.95 (+\$3.00 postage and handling) for the A-S/M Utility Disk and a Training Disk keyed to a 24 page Instruction Manual.



**For Only \$15:** You can get the Training Disk and Instruction Manual for either utility. This payment can be credited toward later purchase.

**Credit Cards:** [VISA, MC or AMER EXP] Call **cybertronics international, inc.**  
Clearinghouse: (212) 532-3089.

**Mail Order:** Send check or money order (no Purchase Orders or C.O.D.'s) to:  
S & H SOFTWARE • BOX 5 • MANVEL, ND 58256.

\* **LICENSED FROM APPLE:** All Apple Computer Inc. programs — FPBASIC, INTBASIC, DOS 3.3 & DOS 3.2.1 — used in S & H Software's utility programs are licensed from Apple Computer Inc. by S & H Software. The unique UBI license to software vendors allows their use of these Apple Computer copyrighted programs to execute their programs on UBI-created disks, without further licensing from Apple Computer Inc. Software vendors' inquiries invited for both utilities.

**S&H Software**



Box 5 Manvel ND 58256  
(701) 696-2574



# Numerical Solution of Differential Equations

A brief discussion of the Runge-Kutta method of solving differential equations is accompanied by an Applesoft program that prints out and plots the points for the resulting curve.

Robert D. Walker  
6100 F. Woodchase Lane  
Marietta, Georgia 30067

Mathematical analysis of many physical phenomena, especially in engineering, requires solution of differential equations. Generally these equations are solved by a hodgepodge of techniques learned in an elementary differential equations course. Most higher-order equations require laborious techniques, and yet fail to yield solutions in the closed form. No simple formula is attained.

These complex equations are best solved by using numerical methods on a computer. This article includes an Applesoft program and short description of a fourth-order Runge-Kutta method for solving ordinary differential equations, given initial conditions (initial value problems). Although this program was written for the Apple computer, with minimal changes it is capable of running on another system.

## The Runge-Kutta Method

An exhaustive derivation on the Runge-Kutta method will be omitted from this article, but may be found in most differential equations texts. The general idea behind this method is fairly simple. Let's assume you're given the following differential equation:

Equation 1

$$dY/dX = Y' = f(X, Y)$$

In addition you're given the initial conditions:

$$Y = Y_n \text{ at } X = X_n$$

With this information one can easily compute the slope of the line tangent to the solution curve ( $Y = g(X)$ ) at  $(X_n, Y_n)$ . This will simply be equal to  $f(X_n, Y_n)$ .

Now let's assume  $X_n$  is incremented by some small value,  $X_i$ . We'll call this new value of  $X$ ,  $X_n + 1$ .

$$X_{n+1} = X_n + X_i$$

The problem now is to approximate the corresponding  $Y$  value,  $Y_{n+1}$ . Intuitively it should seem reasonable that for a very small increment of  $X$  the following approximation is true:

Equation 2

$$Y_{n+1} \approx Y_n + f(X_n, Y_n) \cdot X_i$$

Editor's Note:  $\approx$  means approximately equal to.

This is known as Euler's one-step method.

Provided the curve in question was linear (a straight line), the left and right sides of the equation 2 would be exactly equal. Obviously this is not true except in the most trivial cases, where  $f(X, Y)$  is equal to some constant. As a result, it is necessary to replace the value  $f(X_n, Y_n)$  with a better approximation of the slope between the points  $(X_n, Y_n)$  and  $(X_{n+1}, Y_{n+1})$ , particularly if accuracy is important. In effect this is what the Runge-Kutta method does. It uses a "weighted average" of slopes within the interval  $X_n \leq X \leq X_{n+1}$ .

The formula for the fourth-order Runge-Kutta method using Runge's coefficients is as follows:

Equation 3

$$Y_{n+1} \approx Y_n + M \cdot X_i$$

where

Equation 4

$$M = (m_0 + 2 \cdot m_1 + 2 \cdot m_2 + m_3)$$

Equation 4a

$$m_0 = f(X_n, Y_n)$$

Equation 4b

$$m_1 = f(X_n + X_i/2, Y_n + (m_0/2) \cdot X_i)$$

Equation 4c

$$m_2 = f(X_n + X_i/2, Y_n + (m_1/2) \cdot X_i)$$

Equation 4d

$$m_3 = f(X_n + X_i, Y_n + m_2 \cdot X_i)$$

Note that  $f(X_n, Y_n)$  in equation 2 has been replaced by  $M$  in equation 3. The value  $M$  is the "weighted average" of the slopes. The computed values  $m_0$ ,  $m_1$ ,  $m_2$ , and  $m_3$  are the slopes used to compute  $M$ . Figure 1 includes a geometric interpretation of these values.

Let's summarize what we've accomplished so far. Given a first-order ordinary differential equation and initial conditions, we are able to iteratively approximate values of  $Y$  along an interval of  $X$ .

Up to this point we have limited our discussion to first-order equations. Solving higher-order equations, however, is just as easy. In fact the Runge-Kutta method described above is not changed. The ability to transform a higher-order equation into a system of first-order equations is the key.

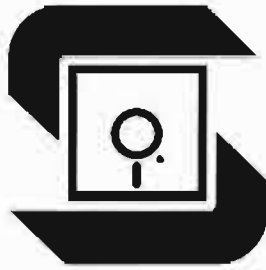
For example, let's assume you're given the following second-order equation:

Equation 5

$$Y1'' + Y1' + Y1 = \sin(X)$$

Make the substitution





# Sensible Software

## The Utility People

**Making Life With the Apple II A Bit Easier**

### **DISK RECOVERY "THE SCANNER"**

**48K +, Disk II  
Apple II/Apple II+**

**\$30.00**

Are you plagued with disk I/O errors?

Does the integrity and safety of your data concern you?

This program is a must for all Disk II owners!!

Just as "Apple Pascal" provides a "BAD BLOCK SCAN", DISK RECOVERY will do a complete scan of your diskettes' recording surfaces. Damaged areas will be "marked" as used in the disk directory so that no attempts will be made to "WRITE" to a bad sector. The VTOC is completely rebuilt to accurately reflect BAD, USED, and FREE SECTORS, further insuring the integrity of the diskette. A complete report is generated advising the user of all corrections BEFORE the object disk is altered. A resulting "DISK MAP" is presented for your review. Flexibility of the program allows evaluation of NEWLY INITIALIZED DISKETTES as well as DISKETTES THAT ALREADY CONTAIN PROGRAMS AND/OR DATA! The SPEED of analysis is unsurpassed - only 18 seconds for a 16 sector diskette! DISK RECOVERY is supplied in the revolutionary QUICKLOADER format which allows easy reconfiguring to make it fully compatible with 13 sector and 16 sector diskettes as well as your SUPER-TEXT data diskettes! TREAT YOURSELF TO PEACE OF MIND KNOWING THAT YOUR PROGRAMS AND DATA ARE SECURE WITH...DISK RECOVERY.

### **SUPER DISK COPY III**

**\$30.00**

48K & DISK II required, APPLE II or APPLE II PLUS

Practically a "mini-DOS" in itself, SUPER DISK COPY III has become the standard for APPLE disk utilities. SDC is a menu-driven program that allows manipulation of all types of files under DOS 3.1, 3.2, and 3.3. SDC is the only disk utility available for the APPLE that combines these features: 1) COPY single files (Integer, Applesoft, Binary, or Text), 2) COPY DOS, 3) COPY entire disk, 4) UNDELETE deleted files, 5) Optional "INIT" of copy disk, 6) REPLACE illegal characters in filenames, 7) FIX filesizes, 8) Use of DOS and directory sectors for up to 13 K additional storage, 9) ALPHABETIZE filenames in diskette catalog, 10) LOCK or UNLOCK files, 11) PLOT of disk usage, and 12) Optional rearrangement of files so that they occupy contiguous sectors for improved access times. SDC III now supports the APPLE wildcard character "\*" in file specifications. SDC III makes the conversion to DOS 3.3 less painful (than MUFFIN) and also allows files to be transferred back to DOS 3.2 since both 13 and 16 sectored disks can be accessed at the same time.

### **MULTI-DISK CATALOG III**

**\$25.00**

48K and DISK II drive required, APPLE II or APPLE II PLUS

MDC is a very fast, machine-language database program designed specifically for keeping track of the contents of your APPLE diskette library. MDC III requires only seconds to read FILENAMES, FILETYPES, FILESIZES, number of free sectors remaining on diskette, and actual volume number from each of your diskettes. Both sides of a diskette can be loaded and assigned to the same DISK ID#. MDC III supports use of a two-character CLASSIFICATION field that can be used to group games, utilities, and other types of related files together. MDC III supports a fast Shell-Metzner sort on any of the five database fields. A unique "LIST MASK" provides a powerful search capability for interrogating the database for specific information. A "FLIP DOS" command allows MDC III to read directories from DOS 3.1, 3.2, and 3.3 disks and to store the resulting database on either a 13 or 16 sectored disk.



**Sensible Software**

6619 Perham Drive Dept. MO  
West Bloomfield, Michigan 48033  
313-399-8877

For a complete catalog, send  
\$1.00, refundable with your first purchase.  
Visa and MasterCard welcome.

Please add \$1.25 postage and handling per diskette.  
APPLE is a registered trademark of APPLE Computer Company



Equation 6

$$Y_2 = Y_1'$$

From this substitution you acquire the following system of first-order equations:

Equation 7

$$Y_1' = Y_2$$

Equation 8

$$Y_2' = -Y_1 - Y_2 + \sin(X)$$

Our intention is to approximate the values  $Y_1$  and  $Y_2$  along a specified  $X$ -interval. This requires us to use the Runge-Kutta method twice for each  $X$  value. In particular,  $Y_1'$  (equation 7) is essential for approximating  $Y_1$ . Likewise, it would be impossible to approximate  $Y_2$  without  $Y_2'$  (equation 8). This same procedure may be extended for higher-order equations.

The above example is straightforward. Nonetheless, complications may arise in the way in which these first-order equations are coupled. For instance, we could have a system of equations whereby some derivatives are functions of other derivatives. In this case, the order in which the derivatives are calculated becomes important. Further explanation of this problem is beyond the scope of this article, and left to the reader.

Program Implementation

As with all programs, it was first necessary to determine exactly what the program was to accomplish. After careful consideration I decided to have the program compute  $Y_1$  and  $Y_2$  ( $= Y_1'$ ) along a specified  $X$ -interval. These values would then be printed in tabular form. As you know, tables of numbers do not readily reveal the behavior of functions as well as graphs. Consequently, I decided that the values  $Y_1$  and  $Y_2$  would be plotted adjacent to the table.

The finished program (see listing) is divided into three main parts — introduction, calculations, and printout. Table 1 is a list of variables used in the program.

The introduction (lines 100-225) prompts the user for the parameters used to compute the  $Y$  values. These parameters include the number of first-order equations, the  $X$ -interval, the  $X$ -increment for calculations ( $X_i$ , equation 3), the  $X$ -increment for printout, and the initial conditions  $Y(i..N)$ .

These initial conditions are then sent to a subroutine (lines 800-845) which saves  $X$ ,  $Y(1)$ , and  $Y(2)$  in three arrays  $X( )$ ,  $P1( )$ , and  $P2( )$  for printing at a later time. In addition, this subroutine will determine minimum and maximum values for  $Y(1)$  and  $Y(2)$ . These extremes will be necessary for plotting.

Lines 300 through 410 include the actual implementation of the Runge-Kutta method. This will require some explanation.

At the beginning of this section,  $X$  is equal to  $X_B$  (beginning of  $X$ -interval) and the values  $Y(1..N)$  are set to the initial conditions. When line 305 is executed, the derivatives  $F(1..N)$  are calculated at the points  $(X_n, Y(1..N))$ . These are equivalent to  $m_0$  (equation 4a).

Lines 310 through 320 update  $Y(1..N)$ . First, the values  $Y(1..N)$  are saved in the array  $YN(1..N)$ . Then, the values of the slopes  $F(1..N)$  are saved in the array  $M(1..N)$ . Finally, the values  $Y(1..N)$  are updated so that  $m_1$  can be computed next.

Line 325 increments  $X$  by  $X_i/2$ . At this point  $X_n = X_n + X_i/2$  and  $Y_n = Y_n + (m_0/2) \cdot X_i$ . Line 330 then calculates  $m_1$  (equation 4b). Lines 335 through 350 sum  $M(1..N)$  and update  $Y$  so that  $m_2$  can be calculated next (line 355).

Likewise, lines 360 through 375 sum  $M(1..N)$ . In addition,  $X$  is again incremented by  $X_i/2$  (line 380), and  $Y = Y_n + m_2 \cdot X_i$ .  $M_3$  is calculated in line 385.

Lines 390 through 400 actually calculate the  $Y_{n+1}$  values.

Line 405 checks to see if  $X$  is sufficiently close to  $X_P$ . If it is, then the

Figure 1: Slopes used by 4th order Runge-Kutta method.

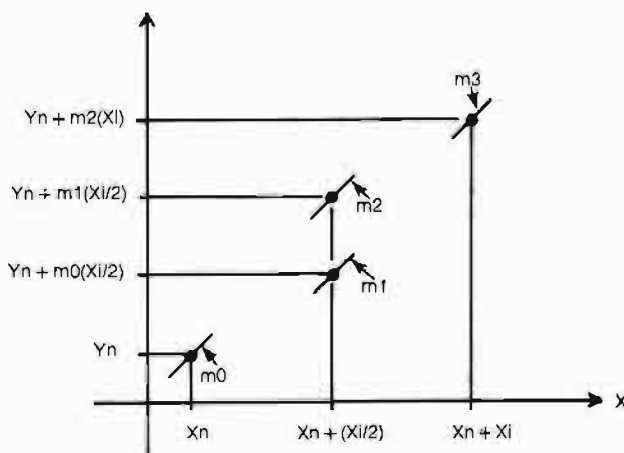


Table 1: List of Variables

A\$	General
E	Index, first-order eqs. 1..N
F( )	Derivatives of Y( ) ; ex. F(1) = Y(1)'
F1	Tabbing factor Y(1)
F2	Tabbing factor Y(2)
I	Index, initial conditions Y(1..I)
IC	X-increment for calculations
IP	X-increment for printout
J	Index, printout X(1..J), P1(1..J), and P2(1..J)
M( )	Sum of slopes for each first-order eqs. 1..N
N	Number of first-order eqs.
N1	Minimum value of Y(1)
N2	Minimum value of Y(2)
P1( )	Printed value of Y(1)
P2( )	Printed value of Y(2)
T1	Number of spaces right of col. 47 for plot Y(1)
T2	Number of spaces right of col. 47 for plot Y(2)
X	X value along X-interval
X1	Maximum value of Y(1)
X2	Maximum value of Y(2)
XB	Beginning of X-interval
XE	End of X-interval
Y( )	Value of Yn for first-order eqs. 1..N
YI( )	Initial values of Y(1..N)
YN( )	Temp. value of Yn for first-order eqs. 1..N



values X, Y(1), and Y(2) are saved by the subroutine on lines 800 through 845.

Line 410 compares X to see if XE (end of the X-interval) has been reached. If it hasn't then  $Y_{n+1}$  is calculated. Upon reaching the end of the X-interval, the results are printed.

The third main section, lines 500 through 700, prints the results that have been stored in arrays X(1..J), P1(1..J), and P2(1..J), where J is the number of values stored. Lines 500 through 600 print general information about the solution. This is self-explanatory. However, note that line 510 may be deleted for some printers.

Lines 605 through 620 calculate the tabbing factors, F1 and F2, for plotting Y(1) and Y(2). These variables are used to scale the plotted points so that the minimum Y value falls on column 47 and the maximum Y value falls on column 79.

The table heading is printed by lines 625 and 630. Next, lines 635 through 685 print the table and plot the results. Columns 47 through 79 are reserved for the graph. T1 and T2 (lines 655 and 660) are the amount of spaces to the

```

10 REM *****
20 REM ** 4TH-ORDER RUNGE-KUTTA METHOD **
30 REM ** FOR SOLUTION OF **
40 REM ** DIFFERENTIAL EQUATIONS **
50 REM ** **
60 REM ** WRITTEN BY R. WALKER **
70 REM ** WICHITA, KS **
80 REM *****
90 DIM Y(5),YI(5),YN(5),F(5),M(5),XP(200),P1(200),P2(200)
95 :
96 :
100 REM ** INTRODUCTION *****
105 HOME
110 HTAB (6): PRINT "4TH-ORDER RUNGE-KUTTA METHOD"
115 HTAB (12): PRINT "FOR SOLUTION OF"
120 HTAB (9): PRINT "DIFFERENTIAL EQUATIONS"
125 PRINT : PRINT : PRINT
130 PRINT "ENTER SYSTEM OF FIRST-ORDER EQUATIONS"
135 PRINT "ON LINES 1001-1998."
140 LIST 1001,1998
145 INPUT "CONTINUE (Y/N)? ";A$
150 IF A$ = "N" THEN END
155 HOME
160 VTAB (3)
165 INPUT "NUMBER OF 1ST-ORDER EQS. - ";N
170 INPUT "INTERVAL OF X (BEGIN,END) - ";XB,XE
175 INPUT "INCREMENT OF X (CALC) - ";IC
180 INPUT "INCREMENT OF X (PRINT) - ";IP
185 PRINT : PRINT "INITIAL VALUE(S):"
190 FOR I = 1 TO N
195 PRINT " Y("I;")"; INPUT " = ";Y(I)
200 YI(I) = Y(I)
205 NEXT
210 XP(1) = XB:P1(1) = Y(1):P2(1) = Y(2); REM FIRST PRINTED VALUES
215 J = 1; REM NUMBER OF PRINTED VALUES
220 X = XB:XP = XB; REM INITIALIZED BEGINING X AND XP
225 XP = XP + IP; REM NEXT VALUE TO BE PRINTED
230 :
235 :
300 REM ** CALCULATE YN+1 *****
305 GOSUB 1000; REM CALCULATE HO FROM (XN,YN)

```

(Continued)

# WHY YOU NEED THE INSPECTOR.

If you're serious about programming, you need to set all your utilities together in one place — *inside* your Apple. The Inspector comes on an Eprom that simply plugs into the D8 socket, or on a disk ready to merge with Integer Basic for automatic loading on boot. Either way, it stays at your fingertips, ready to call without disturbing your current program.

The Inspector puts you in total control of both memory and disks. You can search forward and backwards, edit, read nibbles, map disk space, dump the screen to a printer, examine every secret of your Apple. Use The Inspector to repair blown disks, undelete files, input "illegal" commands,

read and alter files, locate strings in memory or on disk. The uses are endless. The manual, alone, is an education. And it's always *there* when you need it.

You need the most powerful disk and memory utility available for your Apple. You need the Inspector.

See your local dealer, or order direct for just \$49.95. Mastercard and Visa holders order toll-free, 1-800-835-2246.



**OMEGA MICROWARE, INC.**  
 222 SO. RIVERSIDE PLAZA  
 CHICAGO, IL 60606  
 312-648-1944

Apple is a registered trademark of Apple Computer, Inc.

```

310 FOR E = 1 TO N
315 YN(E) = Y(E):M(E) = F(E):Y(E) = YN(E) + IC * F(E) / 2
320 NEXT
325 X = X + IC / 2
330 GOSUB 1000: REM CALCULATE M1 FROM (XN+IC/2,YN+(M0/2)*IC)
335 FOR E = 1 TO N
340 M(E) = M(E) + 2 * F(E): REM (M0+2*M1)
345 Y(E) = YN(E) + IC * F(E) / 2
350 NEXT
355 GOSUB 1000: REM CALCULATE M2 FROM (XN+IC/2,YN+(M1/2)*IC)
360 FOR E = 1 TO N
365 M(E) = M(E) + 2 * F(E): REM (M0+2*M1+2*M2)
370 Y(E) = YN(E) + F(E) * IC
375 NEXT
380 X = X + IC / 2
385 GOSUB 1000: REM CALCULATE M3 FROM (X+IC,YN+(M2)*IC)
390 FOR E = 1 TO N
395 Y(E) = YN(E) + (M(E) + F(E)) * IC / 6: REM CALCULATE YN+1
400 NEXT
405 IF ABS (X - XP) < .0001 OR X > XP THEN GOSUB 800: REM CLOSE ENOUGH
      !-- NOW SAVE VALUES
410 IF X < XE GOTO 300
415 :
420 :
500 REM ** PRINT RESULTS *****
505 PRINT CHR$(4);"PR#1"
510 PRINT CHR$(9);"BON": REM NOT REQUIRED ON SOME PRINTERS
515 PRINT : PRINT "4TH-ORDER RUNGE-KUTTA SOLUTION TO THE FOLLOWING 1ST-OR
      DER SYSTEM:"
520 LIST 1001,1998
525 PRINT "INITIAL CONDITIONS:"
530 FOR E = 1 TO N
535 PRINT " Y(";E;") = ";YI(E)
540 NEXT
545 PRINT
550 PRINT "X INTERVAL ";X0;" TO ";XE
555 PRINT "X INCREMENT (CALC) = ";IC
560 PRINT "X INCREMENT (PRINT) = ";IP
565 PRINT
570 PRINT "Y(1) MIN = ";N1
575 PRINT "Y(1) MAX = ";X1
580 IF N = 1 GOTO 600
585 PRINT
590 PRINT "Y(2) MIN = ";N2
595 PRINT "Y(2) MAX = ";X2
600 PRINT
605 IF X1 = N1 THEN F1 = 0: GOTO 615
610 F1 = 32 / (X1 - N1): REM TAB FACTOR FOR Y(1)
615 IF X2 = N2 THEN F2 = 0: GOTO 625
620 F2 = 32 / (X2 - N2): REM TAB FACTOR FOR Y(2)
625 PRINT " X Y(1) Y(2) PLOT Y(1) A
      ND Y(2)"
630 PRINT "-----"
635 FOR I = 1 TO J
640 PRINT XP(I);
645 HTAB (15): PRINT P1(I);
650 IF N < > 1 THEN HTAB (31): PRINT P2(I);
655 T1 = INT ((P1(I) - N1) * F1)
660 T2 = INT ((P2(I) - N2) * F2)
665 IF N = 1 THEN POKE 36,T1 + 47: PRINT "1": GOTO 685
670 IF T1 < T2 THEN POKE 36,T1 + 47: PRINT "1": POKE 36,T2 + 47: PRINT
      "2": GOTO 685
675 IF T2 < T1 THEN POKE 36,T2 + 47: PRINT "2": POKE 36,T1 + 47: PRINT
      "1": GOTO 685
680 POKE 36,T1 + 47: PRINT "*"
685 NEXT
690 PRINT : PRINT
695 PRINT CHR$(4);"PR#0"
700 END
705 :
710 :
800 REM ** SUBROUTINE- SAVE X, Y(1), AND Y(2) ***
805 J = J + 1: REM COUNT NUMBER OF ORDERED PAIR TO BE PRINTED
810 XP(J) = INT (X * 10000 + .5) / 10000:P1(J) = Y(1):P2(J) = Y(2)
815 IF P1(J) < N1 THEN N1 = P1(J): REM COMPARE FOR MINIMUM P1
820 IF P1(J) > X1 THEN X1 = P1(J): REM COMPARE FOR MAXIMUM P1
825 IF N = 1 GOTO 840
830 IF P2(J) < N2 THEN N2 = P2(J): REM COMPARE FOR MINIMUM P2
835 IF P2(J) > X2 THEN X2 = P2(J): REM COMPARE FOR MAXIMUM P2
840 XP = XP + 1P: REM INCREMENT XP BY 1P
845 RETURN
850 :
855 :
1000 REM ** SUBROUTINE- FIRST ORDER SYSTEM *****
1001 REM EXAMPLE PROBLEM
1002 REM Y1'' + Y1' + Y1 = SIN(X) (EQ. 5)
1100 F(1) = Y(2): REM (EQ. 7)
1200 F(2) = - Y(1) - Y(2) + SIN (X): REM (EQ. 8)
1999 RETURN

```

right of column 47 that the points Y(1) and Y(2) should be plotted. Lines 670 through 680 determine which value {Y(1) or Y(2)} should be plotted first. If T1 = T2 then an asterisk will be printed in this position (line 680).

In Applesoft, the HTAB command does not seem to work for any value greater than 40 when using a printer. This is the reason for using the POKE command in lines 665 through 675. Lines 650 and 665 are used to handle first-order equations, in which Y(2) is not calculated or plotted.

## Program Operation

Operation of this program is straightforward. To illustrate this, we will solve equation 5 (mentioned earlier). But first, let's relate this equation to some physical phenomenon.

The movement of a suspended mass-spring system obeys this equation. Let's assume we have an object suspended from a spring to which we are applying a force. Furthermore, assume that there exists a dampening force which is proportional to the velocity of the mass. This dampening force is usually exerted by a dashpot mechanism. The general equation then becomes:

### Equation 9

$$m \cdot Y'' + c \cdot Y' + K \cdot Y = F(X)$$

where,

Y'' = acceleration of mass  
Y' = velocity of mass  
Y = position of mass  
m = mass in slugs (1bm/32)  
c = dampening constant (1bf/ft/s)  
k = spring constant (1bf/ft)  
F(X) = external force

Now equation 5 has physical significance. It describes the movement of a mass-spring system where:

m = 1 slug (32 1bm)  
c = 1bf/ft/s  
k = 1bf/ft  
F(X) = sin(X)

Note that X is actually time in seconds.

Once the program is loaded, it is first necessary to delete lines 1001 through 1998. This clears the system of first-order equations. Next, the new system of first-order equations will be entered on these lines. In this example equations 7 and 8 would be entered as shown in the listing, lines 1100 and



1200. Lines 1001 and 1002 are for documentation purposes. Now we are ready to run the program.

In this example the number of first-order equations will be two.  $Y(1)$  and  $Y(2)$  will be calculated in the  $X$ -interval 0 through 7. Next, the increment for calculations will be set to 0.1. In general, the smaller the value of  $IC$ , the more accurate the calculations. However, for this program  $IC$  should be no smaller than 0.001. This will prevent excessive roundoff errors when calculating  $X$  and will also shorten the run time.

The next value requested by the program is the increment at which we would like  $X$ ,  $Y(1)$ , and  $Y(2)$  to be printed. The value 0.2 was selected for this example. We are now ready to enter the initial conditions.

In this example the suspended object will start at rest. Thus  $Y(1)$  (position) will be entered as zero. Likewise  $Y(2)$  (velocity) will be entered as zero. In less than a minute the printer will begin printing the results.

One important item should be mentioned concerning the graphs of  $Y(1)$  and  $Y(2)$ . Except in special cases, these two graphs are not superimposable, for two reasons. First, the values  $Y(1)$  and  $Y(2)$  are not scaled equally. Second, the graphs have been translated along the  $Y$ -axis, so the points  $Y(1)=0$  and  $Y(2)=0$  will not be plotted at the same location on the paper.

As mentioned earlier, many ordinary differential equations are difficult to solve and do not yield a solution in a closed form. The above example, however, is easily solved and does yield a solution in a closed form. Without showing the intermediate steps, the particular solution to equation 5, given the initial conditions, is as follows:

$$Y(1) = \frac{1}{\sqrt{3}} e^{-\frac{1}{2}x} \sin\left(\frac{\sqrt{3}}{2}x\right) + e^{-\frac{1}{2}x} \cos\left(\frac{\sqrt{3}}{2}x\right) - \cos(x)$$

Using this closed form of  $Y(1)$ , I have calculated  $Y(1)$  at various points along the same  $X$ -interval specified in the sample run above. Table 2 compares the values of  $Y(1)$  attained by using both methods. In addition, the error introduced by using the fourth-order Runge-Kutta method has been calculated to four significant digits.

**Table 2: Comparison  $Y(1)$  (Runge-Kutta Method) with  $Y(1)$  (closed form).**

X	YR	YC	%ERROR
0	0	0	0
0.2	1.26418842E-03	1.2641776E-03	0.0009
0.4	9.52598452E-03	9.5260127E-03	-0.0003
0.6	0.0300806999	0.030080796	-0.0003
0.8	0.0662560792	0.066256253	-0.0003
1.0	0.119397604	0.119397847	-0.0002
2.0	0.566721104	0.566721202	0.0000
3.0	0.865638477	0.865637729	0.0001
4.0	0.500521919	0.500520853	0.0002
5.0	-0.358252617	-0.358252752	0.0000
6.0	-0.962461007	-0.962459781	0.0001
7.0	-0.728262772	-0.728261216	0.0002

$$\%ERROR = 100 * (YR - YC)/YC$$

where,

$YR = Y(1)$  calculated by Runge-Kutta method

$YC = Y(1)$  calculated by closed form

Table 2 demonstrates that the fourth-order Runge-Kutta method for solution of ordinary differential yields

very accurate results, with minimal effort. For those interested in the derivation of this method, the references listed below should be consulted.

#### References

1. B. Carnahan, H.A. Luther, and J.O. Wilkes, *Applied Numerical Methods*, Wiley, New York, 1969.
2. W.E. Boyce and R.C. DiPrima, *Elementary Differential Equations*, Wiley, New York, 1977.

**MICRO**

*An Apple™ + a card reader +*

**Core**  
 = *the answer for*  
*test scoring!*

**SCORE interfaces your Apple with any of three card readers (Chatsworth, HEI, or Scan-tron™) to permit truly automated test scoring.**

#### Features:

- Complete test statistics and frequency distributions
- Comprehensive item analysis
- Individualized student feedback
- Cumulative record keeping (gradebook) capabilities
- Input from card reader, file, or keyboard
- Extraordinary editing capabilities
- Easy to use, menu-driven routines
- Fast, machine-language processing
- Complete documentation in plain English

**If you're in education and have an Apple you need SCORE!**

**Scientific Software Associates, Ltd.**

P.O. Box 208 • Wausau, WI 54401 • (715) 845-2066

*Dealer inquiries invited.*


# DOS FOR AIM-65<sup>®</sup>: \$499.<sup>00</sup>

## COMPLETE!

INSTANT EASY ACCESS TO YOUR AIM-65 PROGRAMS!  
 MANIPULATE OBJECT FILES AT THE TOUCH OF A KEY.  
 NEW BYTE-DOS DISC OPERATING SYSTEM.  
 153K BYTES ON-LINE. INEXPENSIVELY!

### BYTE-DOS COMMANDS

- **FORMAT** - Prepares New Disc
  - **BAD SECTOR SCAN** - QC's Disc
  - **DUMP** - RAM File to Disc
  - **LOAD** - Disc File to Ram
  - **LIST** - Prints Disc File Names
  - **ERASE** - Eliminate a File
  - **UNERASE** - File Recovery
  - **RENAME** - Rename a File
  - **COPY** - Copy 1 File
  - **TRANSFER** - Copy Complete Disc
  - **KOMPRESS** - Optimizes Disc Space
- AND MORE!



*IT'S EASY AND FUN TO USE!*

## BYTE MICROSYSTEMS

C O R P O R A T I O N

1477 ELKA AVENUE, SAN JOSE, CA 95129

408/446/0559

● **BYTE-DOS OPERATES WITH THE AIM-65 MONITOR, BASIC, ASSEMBLER, EDITOR, PL/65 AND FORTH. ACCESS IS THROUGH PROGRAM I/O AND F1-F3 KEYS. BYTE-DOS SUPPORTS ONE OR TWO 5¼" OR 8" FLOPPYS!**

● **BYTE-DOS \$499 SYSTEM INCLUDES DISC CONTROLLER CARD, TEAC FD-50A DISC DRIVE (153K FORMATTED BYTES), BYTE-DOS SOFTWARE SYSTEM, CABLES, CONNECTORS, MANUALS. COMPLETE! JUST PLUG IT TOGETHER AND USE!**

AIM-65 is a trademark of Rockwell International



### SEND ME THE FULL STORY!

Name \_\_\_\_\_

Company \_\_\_\_\_

Address \_\_\_\_\_

City \_\_\_\_\_ State \_\_\_\_\_ Zip \_\_\_\_\_

Telephone \_\_\_\_\_  home  work

I own an AIM-65.

I'm thinking of buying an AIM-65.

Send full BYTE-DOS Data.



# VersaWriter & APPLE II: The Keys to Unlimited Graphics


## DRAWING TABLET

Although VersaWriter operates on a simple principle, it produces graphics which match or exceed those of other digitizers. Rugged construction, translucent base, easy to use — plugs directly into APPLE II.



## GRAPHICS SOFTWARE

Easily the most capable and complete graphics software for the home computer available. Fast fill drawings in 100 colors. All text in five sizes, compile and display shapes, edit, move and much more!



## UNIQUE OFFER

See VersaWriter at your local dealer and pick up a copy of our demonstration disk. The complete VersaWriter hardware and software package is a real bargain at \$299. For more information call or write:



## EZ Port Will Solve Your Game I/O Problem!

How many times have you gone through the hassle of changing from game paddles to joystick, VersaWriter, or any other device using the game I/O? First, you have to remove whatever is sitting on top of the Apple—a video terminal, disk drives, printer, etc.

Next you remove the computer cover and try to see what you're doing as you switch plugs to the I/O. Then you replace the computer cover and whatever was on top of the Apple.

After all this, you find that you can't run the program because the I/O device is plugged in backwards or is 'off by a pin'.

**Sound familiar?**

## EZ PORT GAME I/O EXTENDER FOR APPLE II

### WHAT IS EZ PORT?

EZ Port is a specially designed extension unit for the Apple game I/O port. It's a board with a socket and a two foot long cable which plugs into the internal I/O port. You attach EZ Port wherever you prefer on the outside—on the side, the back, or on top.

EZ Port has a ZIP DIP II socket (ZIP=zero insertion force). These sockets are meant to be plugged into many times and will not wear out like ordinary sockets. All you do is plug in the appropriate device (joystick, paddles, etc.) and flip the switch to the ON position. No pressure is exerted on the 16-pin plug until you switch, so all the connectors will last longer, too!



## EZ PORT MAKES GAME I/O CHANGES CONVENIENT, QUICK & SAFE.

**Suggested price \$24.95**  
Ask your local computer retailer for EZ Port, or contact:

**VersaComputing, Inc.**  
3541 Old Conejo Rd. Suite 104  
Newbury Park, CA 91320  
(805) 498-1956

Dealers inquiries welcome.

Apple and Apple II are registered trademarks of Apple Computer, Inc.

ZIP DIP is a trademark of Textool Products, Inc.

# Versa Computing, Inc.

3541 Old Conejo Road, Suite 104  
Newbury Park, CA. 91320 (805)498-1956

# Lagrange Interpolating Polynomial

Use this routine to fit a curve to your data. Runs on any machine with floating point BASIC.

Paul H. Muller  
331 Mackay Ave.  
Ventura, California 93004

Technical literature today is crowded with undocumented correction coefficients or "flywheel factors." They are the interface between theory and the real world. If they were easily understandable, then they would be logically derived with an appropriate explanation.

The problem facing scientific programmers is the reduction of such empirical data to a readily usable mathematical function. Many graphs or tables that appear in the literature are resolved by using the standard techniques of analytical geometry and statistics. But there are some which will make you a candidate for the rubber room. Fortunately, there is a mathematical tool called the Lagrange interpolating polynomial which can be used to approximate even the most bizarre-looking functions. It is a technique that requires less than 1K of memory, yet will produce surprisingly accurate results.

The Lagrange polynomial is based on the idea that by knowing the coordinates of  $n$  number of points, you can deduce the coefficients of a polynomial of  $n-1$  degree which must pass through those coordinates. That polynomial can then be used to estimate the value of the function between the known points.

Use of the Lagrange polynomial can be illustrated by the interpolation of the sine function of any angle between 0 and 90 degrees, given the actual sines

for just four angles. Of course this technique will work with any set of data and is not limited to the approximation of trigonometric functions. For this example, assume you know only the following:

Degrees (x)	Sine (y)
0.0	0.0
30.0	0.5
60.0	0.866025
90.0	1.0

For any other angle, designated  $x'$ , the sine function for that angle, designated  $y'$ , can be estimated using the Lagrange polynomial as follows:

$$y' = y_1 L_1 + y_2 L_2 + y_3 L_3 + \dots + y_n L_n$$

In this case:

$x_1 = 0.0$	$y_1 = 0.0$
$x_2 = 30.0$	$y_2 = 0.5$
$x_3 = 60.0$	$y_3 = 0.866025$
$x_4 = 90.0$	$y_4 = 1.0$

For this example, we will find the interpolated value of the sine of 45 degrees. Thus,  $x' = 45.0$ .

Where  $i = 1$  to  $n$ ,  $L_i$  is calculated in figure 1.

A more concise way to define the value of  $L_i$  uses the product sign  $\prod$  as follows:

$$L_i = \prod_{\substack{j=1 \\ j \neq i}}^n \frac{(x' - x_j)}{(x_i - x_j)}$$

Thus to arrive at a value for  $y'$ :

$$y' = 0(-0.0625) + .5(.5625) + .866025(.5625) + 1(-0.0625)$$

$$y' = 0.7059$$

The actual value for the sine of 45 degrees is given in most references as 0.7071, giving an error of 0.0012 on the interpolated value. The sine value for other angles could be similarly estimated.

Listing 1 is a BASIC program which automates the Lagrange technique. The program was originally written for an OSI Superboard, but should run on any BASIC system with only minor modifications. The maximum number of known coordinates that can be entered into the program is arbitrarily set at 25, but more can be accommodated by changing the dimensioned size of the X

Figure 1

$$L_1 = \frac{(x' - x_2)(x' - x_3)(x' - x_4)}{(x_1 - x_2)(x_1 - x_3)(x_1 - x_4)} = \frac{(45-30)(45-60)(45-90)}{(0-30)(0-60)(0-90)} = -0.0625$$

$$L_2 = \frac{(x' - x_1)(x' - x_3)(x' - x_4)}{(x_2 - x_1)(x_2 - x_3)(x_2 - x_4)} = \frac{(45-0)(45-60)(45-90)}{(30-0)(30-60)(30-90)} = 0.5625$$

$$L_3 = \frac{(x' - x_1)(x' - x_2)(x' - x_4)}{(x_3 - x_1)(x_3 - x_2)(x_3 - x_4)} = \frac{(45-0)(45-30)(45-90)}{(60-0)(60-30)(60-90)} = 0.5625$$

$$L_4 = \frac{(x' - x_1)(x' - x_2)(x' - x_3)}{(x_4 - x_1)(x_4 - x_2)(x_4 - x_3)} = \frac{(45-0)(45-30)(45-60)}{(90-0)(90-30)(90-60)} = -0.0625$$





### Listing 1

```
10 REM ***** LEGRANGE INTERPOLATING POLYNOMIAL *****
20 REM ***** BY PAUL H. MULLER - JULY 1981 *****
30 DIM X(25),Y(25)
40 N=0
50 PRINT
60 PRINT" LEGRANGE POLYNOMIAL"
70 PRINT
80 FOR I=1 TO 25
90 PRINT" ENTER X";I;",";"Y";I
100 INPUT X$,Y$
110 IF X$="END" THEN 160
120 X(I)=VAL(X$)
130 Y(I)=VAL(Y$)
140 N=N+1
150 NEXT I
160 PRINT
170 PRINT
180 INPUT" ENTER X'";XP
190 F=0
200 FOR I=1 TO N
210 S=1
220 D=1
230 FOR J=1 TO N
240 IF J=I THEN 270
250 S=S*(XP-X(J))
260 D=D*(X(I)-X(J))
270 NEXT J
280 L=S/D
290 F=F+(Y(I)*L)
300 NEXT I
310 FOR I=1 TO 5
320 PRINT
330 NEXT I
340 PRINT" Y' =" ;F
350 PRINT
360 PRINT
370 INPUT "RUN AGAIN OR EXIT";C$
380 IF C$="R" THEN 160
390 IF C$="E" THEN 410
400 GOTO 350
410 END
```

Note: VAL(X\$) converts the string variable X\$ to its numerical value

**MICRO**

WHEN DID WE ORDER IT?  
WHERE IS IT LOCATED?  
HOW MANY DID WE BUILD?  
WHAT IS MY INVENTORY WORTH?  
WHAT ARE MY PRODUCTION COSTS?



ANSWER THESE QUESTIONS  
AND MORE  
WITH  
KEYSTONE DATA'S  
INVENTORY MANAGEMENT SYSTEM

- BILL OF MATERIALS PROCESSING
- AUTOMATIC OR MANUAL REORDERING
- REVIEW OF DAILY ACTIVITY
- MATERIAL & LABOR COSTING
- DISTRIBUTED PROCESSING CAPABILITY
- REMOTE SITE COMMUNICATIONS
- LINE ITEM CROSS REFERENCE BY –  
ASSEMBLY  
VENDOR  
PART TYPE
- COMPREHENSIVE USER'S MANUAL

AVAILABLE FOR  
HDE DISK SYSTEMS

CONTACT –



**KEYSTONE**  
DATA CONSULTANTS, INC.

CUSTOMER SERVICE  
P.O. BOX 606  
YORK, PA 17405  
717-848-5666

MEMBER:  
York Area Chamber of Commerce  
National Federation Independent Businesses (N.F.I.B.)



# SIN(X)

## The Hard Way

**Microsoft BASIC uses a series expansion formula to calculate the sine of an angle. The logic of this machine language routine is emulated here in a BASIC program.**

---

Earl Morris  
3200 Washington  
Midland, Michigan 48640

---

Nearly every BASIC interpreter has built-in trigonometric functions. A simple call,  $Z = \text{SIN}(X)$ , magically produces the sine of the angle  $X$ . This function is very useful in plotting intricate patterns and in games for finding the trajectory of phasers, rockets, bombs, and the like. This article probes the algorithm used by Microsoft BASIC to calculate the sine function. A way to increase the speed of the sine routine is suggested if some loss of accuracy can be tolerated.

Before we look at the programming, we must understand the mathematics. The sine of  $X$  is defined by an infinite series expansion.

$$\text{SIN}(X) = X - \frac{X^3}{3!} + \frac{X^5}{5!} - \frac{X^7}{7!} + \frac{X^9}{9!} \dots$$

to infinity

This equation is valid for all values of  $X$ , but the equation has an infinite number of terms. It is difficult, even for a computer, to add up all the terms. Any desired accuracy can be obtained if enough terms in the series are used. How many terms are enough? The answer depends on the magnitude of  $X$ . The series converges quickly for small values of  $X$ , but more slowly as  $X$  becomes larger. If  $X \ll 1$ , then  $X$  to a positive power rapidly becomes vanishingly small. For example if  $X = 0.1$ ,

then  $X^3 = .001$  and  $X^5 = .00001$ . All the terms except the first can be ignored, leaving

$$\text{SIN}(X) = X$$

This simplest approximation begins to fail as  $X$  is increased above .4. The following table shows the actual values of sine for small  $X$ .

SIN (.05) =	.04998
SIN (.1) =	.09983
SIN (.2) =	.19867
SIN (.4) =	.38942

If  $X = 1$ , then in the series expansion all the terms  $X^n = 1$ . However, each higher order term is becoming smaller due to the  $N!$  in the denominator. In the 5th term,  $9! = 362880$  so that this term adds  $1/9! = .0000027$  to the sine. Higher order terms can certainly be ignored.

If  $X \gg 1$ , then the  $X^n$  in the numerators can also be large. If  $X = 10$ , then the 5th term becomes  $1,000,000,000/362880$  and beyond the ability of my pocket calculator to carry enough significant decimal places. Eventually the  $N!$  in the denominator will be greater than the  $X^n$  in the numerator and any further terms will become insignificant. However, every term in the sum must be calculated to be accurate to as many decimal places as you wish in the final sine value. For large values of  $X$ , this becomes impossible in a practical sense.

Since the sine is a periodic function, several tricks are used to shorten the amount of calculation involved. Large values of  $X$  can be avoided by using the trigonometric identity  $\text{SIN}(X + 2\pi) = \text{SIN}(X)$ . That is, any angle greater than one revolution can be reduced by multiples of  $2\pi$  without affecting the sine. Thus the argument  $X$  can always be reduced to less than  $6.28$  or  $2\pi$ . Using the additional relationship  $\text{SIN}(X) = \text{SIN}(\pi/2 - X)$  the argument can be further reduced to  $-\pi/2 < X < \pi/2$ .

Thus the sine of any angle can be expressed as the sine of an angle between  $-90^\circ$  and  $90^\circ$ . Since  $X$  must always be reduced to less than 1.57, the sine can be calculated to better than six-digit accuracy by using only the first five terms of the infinite series.

The form of the sine equation given above is fine for human use, but a little rearranging is necessary for an efficient computer routine. First a change in variables is made by substituting  $Y = X/2\pi$ .

$$\text{SIN}(X) = 2\pi Y - \frac{(2\pi Y)^3}{3!} + \frac{(2\pi Y)^5}{5!} - \frac{(2\pi Y)^7}{7!} + \frac{(2\pi Y)^9}{9!} \dots$$

Then, substituting the numerical value for  $\pi$  and evaluating the factorials gives

$$\text{SIN}(X) = A*Y + B*Y^3 + C*Y^5 + D*Y^7 + E*Y^9$$

A =	6.2831
B =	-41.3417
C =	81.6052
D =	-76.7058
E =	42.05869

Again, for the benefit of the computer, the equation is rearranged to give

$$\text{SIN}(X) = Y(A + Y^2(B + Y^2(C + Y^2(D + Y^2(E))))))$$

This rather strange equation is very neatly solved by a programming loop. Starting with the innermost value  $E$ , the next term is always found by multiplying by  $Y^2$  and adding the next constant. This procedure is repeated for as many terms in the series as are desired. The final step is to multiply by  $Y$ .

Following is a BASIC program to calculate the sine of an angle by the logic described above. The value found

is compared to your built-in sine routine. The two should be identical.

Lines 60 to 110 divide the argument by  $2\pi$  and take the fractional part of the answer. This reduces the angle to less than one revolution. Lines 120 to 220 reduce the angle to between  $-90^\circ$  and  $+90^\circ$ . The reduced argument is stored in A4 while its square is stored in A8. Lines 260 to 350 add up the terms of the series expansion. The number of terms added is controlled by the variable B1.

With some sacrifice in accuracy, the sine routine can be quickened by computing fewer terms in the series. In the BASIC program this is done by changing the loop counter from "4" to "3" and deleting the next piece of data (39.7109). The loop counter can be decreased to 2 and then to 1 with further loss of accuracy. Table 1 was generated using from one to five terms in the sine equation.

Note that the worst loss in accuracy is at the largest value of X. Even the three-term approximation of sine is ac-

**Table 1**

(X)	Number of Terms in Equation				
	5	4	3	2	1
.1	.09983	.09983	.09983	.09983	.1000
.4	.38942	.38942	.38942	.38933	.4000
.8	.71736	.71736	.71740	.71467	.8000
1.2	.93204	.93203	.93274	.91200	1.200
1.5	.99749	.99740	1.00078	.9375	1.500

curate to better than 1%. For most games and even plotting high-resolution patterns, this accuracy is sufficient. However, you will not increase the speed of your program by using this BASIC program to calculate sines. If you understand the logic of the machine language sine routine, you can relocate it into RAM and change the loop counter to increase speed or accuracy as needed.

The BASIC program follows exactly the same logic as the machine sine routine in OSI ROM BASIC. The variables A1 and A2 correspond to the primary and secondary floating point accumulators. Data must be moved to these registers before any mathematical operations can be done. Thus the BASIC program is written in a rather strange fashion to simulate the machine code. *(Continued on page 28)*

# TRS-80 COLOR COMPUTER SOFTWARE

**FORTH FOR THE TRS-80 COLOR COMPUTER DISK SYSTEM**

Trying to get control of your Color Computer?? Tired of translating HEX to decimal?? Tired of remembering where the VDG and SAM are and how to program them?? Want to write machine language code with assembly language mnemonics instead of POKES?? Want to write programs in half the time?? Want to write lots of small pieces of code that you can put together in seconds to do BIG JOBS?? Want a language that is at least 5 to 10 times faster than BASIC?? Want to learn everything there is to know about FORTH, with the best manual on the market, including lots of examples of FORTH applications, and detailed explanations of how everything works??

## CC FORTH IS THE ANSWER!!

Includes Editor, 6809 Assembler, String Functions, Disk Data File Operations and Much Much More! **\$99.95**

### THE COLOR TOOLKIT

Utility and Diagnostic Disk Programs by Dick Bartholomew

The COLOR Toolkit is a set of Disk diagnostics and Disk utilities for the TRS-80 Color Computer Disk System. Dick Bartholomew, well known for his utility programs for FLEX systems, has created a package of invaluable tools for the serious programmer. These include: Reading FLEX disks, Writing FLEX disks, Repairing Radio Shack disks, Extended directory, and many, many more.

**PRICE ONLY \$49.95 on RS disk.**  
U.S.A. ADD \$2.00 FOR STANDARD UPS SHIPPING & HANDLING  
FOREIGN ORDERS ADD 10% SURFACE, 20% AIRMAIL

# FRANK HOGG LABORATORY

130 MIDTOWN PLAZA, SYRACUSE, NY 13210 (315) 474-7856

# PRINT II

**THE ULTIMATE PRINT STATEMENT FOR THE APPLE II COMPUTER.**

Standard Apple Output	PRINT II Output
\$1234.56	\$1234.56
\$12	\$ 12.00
\$1.9	\$ 1.90
\$.75	\$ .75
\$765	\$ 765.00




*Print "\$", I (without Print II)*      *Print #I (Field Width 8 with 2 decimal places.)*

- Updates Applesoft™ **PRINT** to accept:
  - User-specified print formatting.
  - X, Y cursor positioning.
- Simplifies tabular displays.
- Transparent to user—not affected by re-booting.

**IF YOUR TIME IS WORTH MONEY, THEN YOU NEED PRINT II.**

Available at your local dealer for \$24.95 or write to:

**Computer Systems Design**  
2139 Jackson Blvd.  
Rapid City, SD 57701  
(605) 341-3662



# Not Just Software But The Company Behind It...

# SDS™

## INDUSTRY PIONEERS

Southwestern Data Systems has been a pioneer in producing innovative software for the Apple II since its inception in the late 1970's when they entered the software marketplace with the introduction of Roger Wagner's APPLE-DOC and THE CORRESPONDENT. Mounting sales and interest contributed to the company's expansion including a truly professional staff, combining quality and reliability with both product and support perpetuating their special insight into realizing and satisfying consumer needs.

From the outset, they established a MONEY-BACK GUARANTEE as evidence of their dedication to supplying only the finest quality products available. Software of such uncompromising quality became the cornerstone for their success and is the reason for their recognition as an industry leader today.

## SOFTWARE SPECIALISTS

Minimal scrutiny will reveal SDS software to be the ripest, juiciest fruit on the proverbial apple software tree. Succulent appetizers like A.C.E., Z-TERM, APPLE-DOC, ASCII EXPRESS and LISTMASTER have already established SDS as the UTILITY AND COMMUNICATIONS SOFTWARE SPECIALISTS! But that's only the beginning! SDS is bursting at the seams with a bumper crop of quality software just recently made available! They're sensational! Have a byte of:

**ASCII EXPRESS — The Professional:** The advanced version of the classic communications package.

**THE ROUTINE MACHINE:** Allows anyone to put machine language in their Applesoft programs.

**DOUBLETIME PRINTER:** Print files while simultaneously running another program.

**MUNCH-A-BUG:** Easily de-bug machine language programs.

**MERLIN:** A full featured 6502 macro assembler.

**UNIVERSAL GRAPHICS:** Now you can print any Hi-Res image on almost any printer.

**FINANCIAL MANAGEMENT SYSTEM II:** The best home and small business accounting package available.


**NORAD:** A fast moving Hi-Res arcade game.

These recent releases not only include superior utility and communications software but illustrate the SDS advance into the business and education computer game fields. The full line of SDS products are professionally and attractively packaged and should be available to the retail customer for inspection through your local dealer, or write to SDS for your complementary product guide. Dealers should contact Joanne Johnson regarding promotional materials and software samplers.

## THE PEOPLE

SDS is more than just a list of products though. It's the people that make the difference. Together, the entire staff at SDS will continue to offer you, the software user, the highest quality product available.

ROGER WAGNER, founder and president of Southwestern Data Systems, is a person of integrity and reputation, and has established himself as an authority in his field. In addition to the successful programs he has to his credit, he is also author of the highly acclaimed ASSEMBLY LINES articles in Softalk, now available in convenient book form. A firm believer in quality assurance, Roger stakes his reputation on every product he endorses. Unless he is confident of its performance and certain that it is the best product of its kind available, it will NOT carry the SDS name, shielding both his company and its customers from the redium involved with marketing second class merchandise.



- A. ROGER WAGNER  
SDS Founder & President. Author.
- B. SDS products are handsomely packaged, supported by extensive advertising and (C.) are available from retail software outlets nationwide.
- D. SDS personnel explore every aspect of a potential product's marketing prior to making any publication commitments.
- E. Office Manager, Tom Burns reviews a software package for accuracy.
- F. Vice President Joanne Johnson provides the personal touch, keeps customers & dealers up to date on the latest SDS projects.

It's the total involvement in every aspect of the software industry that makes SDS unique.

# southwestern





B.


JOANNE JOHNSON, SDS vice president and dealer sales director handles all the company's marketing activities and does a marvelous job. She has an excellent rapport with dealers nationwide and she's always searching for innovative methods of increasing their retail sales. Suggestions are always welcome, so drop her a line or give a call today!

TOM BURNS is Southwestern Data System's technical writer and software acquisition manager. Tom keeps authors informed about latest developments, and also is continually looking for high quality packages to add to the SDS product line.


JERRY BURNS provides full time technical support to both dealers and users of SDS software. Jerry also supervises production schedules and quality control, allowing SDS to quickly fill any order, large or small.

## Author's Corner

### IF YOU HAVE WRITTEN A PROGRAM WORTH PUBLISHING, READ THIS!



C.



D.

Southwestern Data Systems, an industry pioneer in innovative software for the Apple II, is always looking for authors. There are no limitations on the size or type of software you can submit — utilities, communication, business, education, or games — the only requirement is that it must meet the quality standards which typify all SDS products. When you join the SDS team, you get the benefits of a professional support staff experienced in providing all you need to get your program to market. Here are some of the ways we help you:

- Technical Programming Assistance
- Unique Copy Protection With Limited Backups
- Successful Marketing Strategies
- Assistance in Writing the Manual
- Professional Product Artwork
- Quality Nationwide Advertising
- Superior Packaging
- National Distribution
- Highest Royalties Paid Monthly
- Customer Service Support



E.



F.

This is the opportunity you have been waiting for, a chance to market your program with the finest publisher in the software industry. Let Southwestern Data Systems' reputation and proven track record for success go to work for you. If you think you have what we want — a unique and distinctive software package — please call or write us today!

We're looking forward to meeting you! Stop by and see us at the 7th Annual West Coast Fair in San Francisco!

# data systems™

10159-I Mission Gorge Road • Santee, California 92071 • Telephone: 714/562-3670



(Continued from page 25)

The variables A4, A8 and B1 represent page zero addresses. The machine code is stored in ROM starting at \$BC03, and the data table begins at \$BC7C. The data is stored in four-byte floating point format (except for the loop counter "4"). The data table can be read by using the following trick: Cold start BASIC and in immediate mode enter AA=1. Then jump to the monitor and look at the hex data stored at \$0303 and beyond. You will find

```
$0303 41 = "A"
$0304 41 = "A"
$0305 81 This is the floating
$0306 00 point expression
$0307 00 for 1
$0308 00
```

The first four bytes in the sine data table at \$BC7C are 83 49 OF DB. Put this hex data into memory starting at \$0305. Then warm start BASIC and PRINT AA. The value of AA is now 6.28319 or the first value in the data table of the BASIC program. The remainder of the data table can be decoded in a similar fashion. Be careful of the single byte "4" at \$BC84. Those of you with sharp eyes will note the value for "E" from the theoretical equation does not exactly agree with the value in OSI's data table (42.0 vs. 39.7).

ACRO

```
10 REM SINE ROUTINE
15 REM
20 REM BY EARL MORRIS
25 REM
30 CLEAR
40 INPUT "ARGUMENT FOR SINE";A1
50 PRINT SIN(A1):: REM USE INTERNAL SINE
60 A2 = A1
70 READ A1: REM GET 2*PI
80 A1 = A2 / A1: REM DIVIDE BY 2 PI
90 A2 = A1
100 A1 = INT(A1)
110 A1 = A2 - A1: REM TAKE FRACTIONAL PART
120 READ A2: REM GET .25
130 A1 = A2 - A1
140 IF A1 >= 0 THEN FLAG = 1
150 IF FLAG = 1 THEN 180
160 A1 = A1 + .5
170 IF A1 < 0 THEN 190
180 A1 = - A1
190 RESTORE : READ A2: READ A2: REM USE .25 AGAIN
200 A1 = A1 + A2
210 IF FLAG = 1 THEN 230
220 A1 = - A1
230 A4 = A1: REM FIRST QUADRANT ARGUMENT
240 A1 = A1 * A4
250 A8 = A1: REM ARGUMENT SQUARED
260 READ B1: REM TERMS IN SERIES EXPANSION
270 READ A2: REM GET COEFFICIENT
280 A1 = A1 * A2
290 READ A2: REM GET COEFFICIENT
300 A1 = A1 + A2
310 A2 = A8: REM GET ARG SQUARED
320 B1 = B1 - 1
330 IF B1 < > 0 THEN 280
340 A2 = A4: REM GET ARG
350 A1 = A1 * A2
360 PRINT A1: REM PRINT CALCULATED SINE
370 GOTO 10
380 DATA 6.283185, .25, .4, .39, .7109, -.76, .575, .81, .6022
390 DATA -41.3417, 6.283185
```

## WHY DO UNNECESSARY SURGERY ON YOUR APPLE?

Sooner or later, you're going to need a 16K memory-expansion for your Apple. When you do, we suggest you buy it on the card that doesn't require poking about on the motherboard — nor removing a RAM chip, installing a strap, etc.


The Ramex 16 RAM Board just plugs in. It's simple, reliable, and does its own memory refresh, with no additional connections.

Run Pascal, Fortran, FP, INT and other alternate languages, 56K CPM with a Z80 Softcard, increase usable memory for Visicalc by 16K. The possibilities are endless. Do it with the finest, closed-track engraved, epoxy sealed, 16K

board available — the Ramex 16. And do it without unnecessary surgery on your Apple.

In spite of its quality, the Ramex 16 costs less than most other expansion boards — just \$139.95. And it comes with a *one year* limited warranty, instead of the usual 90 days.

Get the Ramex 16 from your local dealer, or order direct. Visa and Mastercard holders call toll-free, 1-800-835-2246.



OMEGA MICROWARE, INC.  
222 SO. RIVERSIDE PLAZA  
CHICAGO, IL 60606  
312-648-1944

Look, ma,  
no straps!

Apple and Applesoft are registered trademarks of Apple Computer, Inc. Pascal is a registered trademark of the Regents of the U. of C., San Diego. Visicalc is a registered trademark of Personal Software. CPM is a registered trademark of Digital Research, Inc. Z80 is a registered trademark of Zilog, Inc. Softcard is a registered trademark of Microsoft.

for fast development of fast, tight programs...  
**step beyond FORTH, to**  
**RPL**



High speed, low memory requirements, and user-friendly development tools are no longer mutually exclusive. **Reverse Polish Language**, a FORTH-like language now available for the PET and CBM computers, is faster than FORTH, easier to debug than BASIC, and more space-efficient than any other language known, including assembly language. Here's what **Loren Wright**, MICRO magazine's PET Vet, says about it:

**"RPL is generally faster and more conservative of memory than FORTH . . . RPL will serve well the need for a language that is faster than BASIC yet easier to program than assembly language. The package is well-thought-out and well-documented."**

RPL uses the ordinary Commodore BASIC screen editor for program entry and editing. And the full power of BASIC, in both immediate and program modes, remains available to the user throughout a development session. The RPL Compiler and Symbolic Debugger reside in the top 8K of memory, ready to be invoked at any time, directly from BASIC, via the commands "compile" and "debug". RPL source code is saved to disk or cassette just like BASIC source, and is compiled memory-to-memory for quick compilation turnaround and instant source accessibility. RPL supports separate compilation of program modules through the use of the compiler's "global symbol" features, which also permit the development of true "subroutine libraries".

The language itself is concise and straightforward, making it much easier to learn and master than most other computer languages. A total of only 47 special keywords and symbols provide the following capabilities:

- Nestable, multi-line IF . . . THEN . . . ELSE constructs.
- Nestable FOR . . . NEXT loops.
- Named subroutines and functions of arbitrary length.
- Compile-time constants and code ORGability.

- Full 16-bit integer arithmetic and logical manipulations.
- Built-in character-string handling.
- Stack-management directives including n-index, n-rotate.
- GET, INPUT, and PRINT operators
- Forward and backward symbolic references, including GOTO.
- Easy access to machine language.
- Predefined arrays with numeric and/or string contents.
- Local and global symbols.

. . . and much more. The 60-page RPL manual is clear and well-organized, making the language easy to learn and easy to use: **Loren Wright** says that **"the documentation is about the best I have ever seen."**

The Samurai RPL Symbolic Debugger is a screen-oriented, object-level debug facility using a soft-key-driven command syntax for ultra-ease of use. Features included are:

- Full visibility into both stacks at all times.
- Single-stepping, with source-level next-step display.
- Breakpointing in both auto-single-step and "go" modes.
- Address specification using expressions with symbols.
- Stack-edit capability on both stacks.
- Debugger video usage is transparent to target program.
- Extra run-time error-checking during debugging only.

. . . and, of course, much more. Here's what **Robert Baker**, author of the PET-pourri column in Kilobaud Micro-computing, says about it:

**"RPL offers an unbeatable combination of speed, memory space efficiency, and ease of use. It is well-designed, well-implemented, and well-documented, and it deserves the serious consideration of every PET/CBM programmer. The Samurai RPL Symbolic Debugger, in particular, must be seen to be believed."**

The compiler includes a special option making it very easy for you to create "execute-only" object modules from which all development-utility software and memory allocations have been excluded. The price you pay for the compiler also includes an unlimited license to resell the RPL "run-time library" (not the compiler) in conjunction with "execute-only" application object modules of your own.

The Samurai RPL Compiler is now available at the special introductory price of \$49.95, which includes the manual in a nice 3-ring binder and First Class postage within the continental U.S. Media supplied is of top quality, and is not copy-protected (this permits you to make backups for yourself without hassles). Compiler and debugger together are **\$80.91, complete**. Manuals are available separately at \$10.00 and \$4.00, respectively, and will be credited toward software purchase. Please specify machine type, memory size, ROM version, and media type (cassette, 4040, or 8050 diskette) when ordering.

**Order anytime, day or night,  
 7 days a week**

Outside Florida:

**800-327-8965**

(ask for ext. 2)

Within Florida: **305-782-9985**

VISA and Master Charge accepted

All orders shipped within 2 days of receipt

(For technical inquiries, please phone 305-782-9985)


For more information, or to order by check or money order, please write:

SAMURAI SOFTWARE  
 P.O. Box 2902  
 Pompano Beach, FL 33062



**ORDER TOLL-FREE**  
**consumer computers**  
**Mail order DISCOUNTS**  
**FREE SHIPPING**  
on all pre-paid cash orders

# NEC Microcomputer



PC-8001A 32K Computer.....CALL  
 PC-8012A I/O Unit w/32K RAM.....CALL  
 PC-8013A Dual Mini-Disk Drive Unit.....CALL  
 PC-8001 Multi Cardware (FDI/O & 32K).....CALL  
 CP/M 2.2 Operating System for NEC.....129  
 WordStar configured for NEC.....299  
 SuperCalc configured for NEC.....279  
 NEC Wordprocessor & Accounting Software.....CALL  
 Many more software packages and languages:  
 (Pascal, Fortran, Cobol, etc) are available configured for  
 the NEC 8001A Computer.  
 Please call or write for a product price list.

# ATARI



## ATARI 800 16K


**CALL FOR BEST PRICE**

Atari 400 w/16K.....349  
 410 Program Recorder.....65  
 810 Disk Drive.....449  
 825 80 col. 7x8 Dot matrix impact printer.....699  
 822 40 col. Quiet Thermal Printer.....349  
 850 Interface Module.....159  
 Atari 16K Ram Module.....69  
 Axlon Ramcrum 32K Module.....189  
 Asteroids, Missile Command and Star Raiders.....35 ea.

**SPECIAL ATARI CATALOG AVAILABLE**

## Video Monitors

Amdex/Leedex Video 100 12" B&W.....149  
 Amdex/Leedex Video 100G 12" Green Phosphor.....179  
 Amdex (Hitachi) 13" Color w/audio output.....389  
 NEC 12" Green Phosphor Display JB-1201M.....CALL  
 NEC 12" Lo-Res Color Display.....CALL  
 NEC 12" Hi-Res RGB Color Display.....CALL  
 Sanyo 9" B&W Display.....185  
 Sanyo 9" Green Phosphor Display.....CALL  
 Sanyo 12" B&W Display.....269  
 Sanyo 12" Green Phosphor Display.....285  
 Sanyo 13" Color Display.....449  
 Zenith 12" Green Phosphor Display ZVM-121.....149



**ZENITH  
 12"  
 GREEN**

**\$149**

# S-100

California Computer Systems

Floppy Disk Controller \$369  
 64K Dynamic Ram Board, 200ns \$499  
 Z-80 CPU board w/ monitor ROM \$269  
 16K Static memory board, 200ns.....369  
 32K Static memory board, 200ns.....599  
 S-100 12 Slot Mainframe.....475  
 4-Port Serial Interface.....299  
 2-Port Serial/2-Port Parallel Interface.....299  
 4-Port Parallel Interface.....229

# Commodore

## VIC20™



Personal Computer

Color \* Sound \* Graphics  
 Call or write for more info. **\$259**  
 Disk drives available soon!

## Printers

Silentype  
 w/Apple II interface


**\$349**

Epson  
 MX-80 or  
 MX-80 FT  
 CALL



Anadex 9501 w/2K Buffer.....1349  
 C. Itoh Starwriter 25 CPS daisywheel.....1449  
 C. Itoh Starwriter 45 CPS daisywheel.....1649  
 Epson MX-70.....CALL  
 Epson MX-80 & MX-80 F/T.....CALL  
 Epson MX-100.....CALL  
 NEC 8023 Impact Dot Matrix.....695  
 NEC Spinwriters (Latest models).....CALL  
 Paper Tiger IDS-445G w/graphics.....699  
 Paper Tiger IDS-460G w/graphics.....949  
 Paper Tiger IDS-560G w/graphics.....1249  
 Silentype Printer w/Apple Interface.....349  
 Qume Sprint Daisywheels (Latest models).....CALL

Apple Computer  
 Authorized Dealer




## APPLE II PLUS

16K's, 48K's, 64k's\*

\*48K Apple with 16K RamBoard

**CALL FOR  
 BEST PRICES**



**APPLE  
 DISK  
 DRIVES**


DRIVE ONLY OR  
 W/CONT  
 & DOS 3.3

**CALL FOR PRICES**

**SPECIAL APPLE CATALOG AVAILABLE**

**16K RAMBOARD by ConComp**  
 for Apple II Computers

**FOR ONLY \$129.95**



**AVAILABLE NOW**

Ordering information: Phone orders using VISA, MASTERCARD, AMERICAN EXPRESS, DINER'S CLUB, CARTE BLANCHE, bank wire transfer, cash or certified check, money order or personal check (allow ten days to clear). Unless prepaid with cash, please add 5% for shipping, handling and insurance. Minimum \$5 (Ill. California residents add 6% sales tax). We accept CODs. OEM's, Institutions and corporations please send for a written quotation. All equipment is subject to price change and availability without notice. All equipment is new and complete with manufacturer's warranty (usually 90 days). Showroom prices may differ from mail order prices.

**ORDER TOLL FREE**

**800-854-6654**

In California and

outside continental U.S.

**(714) 698-8088**

Telex 695-000 Beta CCMO

Send Orders To:

**consumer  
 computers** Mail Order

8314 Parkway Drive  
 La Mesa, Calif. 92041

# MICRO

## From Here to Atari

By James Capparell

### More on the Disk

Last month we looked at the floppy disk and the structure that constitutes DOS II. This month I will discuss one problem that plagues some early disk drives and describe an inexpensive remedy. I will also include an assembly language program that lists disk directory files.

Disk drives purchased prior to fall 1981 are susceptible to a few problems — including frequent errors 144 and 138. These errors are due in part to the use of the Western Digital disk controller chip, 1771. This chip, when used without a Western Digital Data Separator (D.S.) independent of the chip, provides marginal performance.

The D.S. functions to separate clock pulses from data pulses. As a drive is used, mechanical parts begin to wear, heads get out of alignment, speed varies, and errors occur, especially on the inside tracks, sector 600 and above. Recently added programs will not reload without generating the 144 error. Atari has corrected this problem in drives that were shipped after fall '81. Built into the new drives are the necessary D.S. as well as power supply improvements and the new ROM formatter (discussed last month). You can determine that a drive is new by looking for the circular stickers with DS and C printed on them. There has been some indication that there will be a retrofit available to those with old drives.

Another solution is available — the Data Separator board from the Percom Company. Initially this board was designed for Radio Shack disk drives suffering from the same problems due to use of the same 1771 chip. The board is available for \$30 from the Percom Company, 211 N. Kirby, Garland, Texas 75042. It is relatively easy to install if you are familiar with a soldering iron and are not afraid of integrated circuits. Since tinkering with your drives will void your three-month warranty, I'd advise you to wait three months after purchase before trying this procedure.

```
10 .TITLE " GET DISC DIRECTORY"
20 .PAGE " DIR.ASM"
30 ; THIS PROGRAM ACCESSES THE DISC DIRECTORY
40 ; AND PRINTS IT TO SCREEN
50 ; IT RESIDES IN PAGE 6 TO MAKE IT AVAILABLE TO BASIC
60 ; USE L OPTION IN DOS MENU TO LOAD FILE
65 ; CALL FROM BASIC X=USR(1536)
70 ;
80 OPEN=#03 OPEN COMMAND
90 CLOSE=#0C CLOSE COMMAND
0100 GETREC=#05 GET RECORD COMMAND
0110 PUTREC=#09 PUT RECORD COMMAND
0120 IOCB0=#00 INDEX FOR IOCB 0 ASSIGNED TO E;
0130 IOCB5=#50 INDEX FOR IOCB 5 ASSIGNED TO DISC
0140 CIOV=#E456 CIO ENTRY VECTOR
0150 EOF=#88 END OF FILE STATUS VALUE
0160 ICHID=#340 HANDLER I.D. SET BY CIO
0170 ICDNO=ICHID+1 DEVICE # SET BY CIO
0180 ICCOM=ICDNO+1 COMMAND BYTE
0190 ICSTA=ICCOM+1 STATUS BYTE SET BY CIO
0200 ICBAL=ICSTA+1 BUFFR ADR LOW
0210 ICBALH=ICBAL+1 BUFFR ADR HI
0220 ICPTL=ICBAH+1
0230 ICPTH=ICPTL+1
0240 ICBLL=ICPTH+1 BUFFR LEN LO
0250 ICBLLH=ICBLL+1 BUFFR LEN HI
0260 ICAX1=ICBLH+1 AUX1
0270 ICAX2=ICAX1+1 AUX2
0280 ;
0290 ;
0300 *=#0600 PAGE 6
0310 PLA CLEAR NULL VAL FROM BASIC USR FUNCTION
0320 LDX #IOCB5
0330 LDA #OPEN OPEN FILE OR DIRECTORY
0340 STA ICCOM,X COMMAND BYTE
0350 LDA #NAME&#FF SET UP BUFFER POINTER
0360 STA ICBAL,X TO POINT TO DIR SEARCH
0370 LDA #NAME/256 COMMAND D:*,*
0380 STA ICBALH,X
0390 LDA #506 SETUP FOR INPUT
0400 STA ICAX1,X
0410 LDA #0
0420 STA ICAX2,X
0430 JSR CIOV GO OPEN FILE
0440 BPL A05 EVERTHING OK
0450 BMI EXIT ERR ON OPEN FILE
0460 A05 LDA #GETREC
0470 STA ICCOM,X
0480 LDA #PUTREC
0490 STA ICCOM SETUP IOCB 0
0500 LDA #56E
0510 STA ICBAL,X BUFFER LOW
0520 STA ICBAL
0530 LDA #56
0540 STA ICBALH,X
0550 STA ICBALH
0560 A10 LDA #514 SET MAX, RECORD SIZE
0570 STA ICBLL,X
0580 STA ICBLL
0590 LDA #0
0600 STA ICBLLH,X
0610 STA ICBLLH
0620 JSR CIOV READ ONE DIR RECORD
0630 BMI A20 EITHER EOF OR ERROR
0640 LDX #0 SETUP IOCB 0
0650 JSR CIOV GO WRITE RECORD TO E;
0660 LDX #50 RESET IOCB TO 5
0670 BNE A10 GO GET NEXT RECORD
0680 A20 CPY #EOF DONE ?
0690 BNE EXIT NO THIS WAS AN ERROR
0700 LDA #CLOSE SHUTDOWN FILE
0710 STA ICCOM,X
0720 JMP CIOV USE JMP HERE SO THAT RTS IN CIO
0730 ; EILL RETURN TO BASIC
0740 EXIT RTS
0750 ;
0760 ;
0770 NAME ,BYTE "D:*,*"
0780 ,END
```



At the top corners of your disk drive you will locate the Phillips-head screws. Pry off the concealing tabs, loosen the screws, and lift off the plastic top. As you view your drive from the front and top you will see a long board on your left. It is mounted vertically and there is a sheet-metal box covering part of the circuitry. The 1771 chip is socketed under this metal box along with some other chips such as the ROM formatter. (The metal box is included for RFI shielding.)

Carefully disassemble the board from the motherboard, which lies flat to the rear of the drive. Mark all wires as you unplug them. Pay attention to the front-rear, and top-bottom orientation of plugs to be assured of correct reassembly. After the long board is unplugged from the motherboard and the metal box has been pried loose, locate the 40-pin integrated circuit marked 1771.

Now find the crystal which sits about two inches forward of the 1771. This crystal must be moved to make room for the Percom D.S. Unsolder the crystal and solder on longer leads.

Return the crystal to its original location, but this time bend it forward. (The longer leads should allow this.) Carefully pry the 1771 out of its socket and insert it into the Percom D.S. circuit board in the orientation described in the board's instructions. Make sure every chip is properly seated again.

Following Percom's instructions, insert the new circuit board in place of the 1771. This board can really only be inserted logically in one direction, extending toward the front of the drive covering the crystal. Reassemble all boards and loose wires, taking care that orientations are correct. The metal box will not fit in its original location without cutting a notch for the newly moved crystal.

I recommend testing the disk before putting the cover on. You may need to reseat the chips again; I played with mine a couple of times before everything worked. Prior to installing this board I could not consistently read any sectors above about 600, the inner tracks. After installation everything worked like new.

## Product Reviews

I have received the following products for review. They will be handled in more detail in MICRO's new "Reviews in Brief" department, which will begin in April.

Eastern House Software  
3239 Linda Drive  
Winston-Salem, NC 27106

1. Macro Assembler
2. Monkey Wrench utility ROM used in right-hand cartridge with BASIC

LJK Enterprises, Inc.  
P.O. Box 10827  
St. Louis, MO 63129

1. Letter Perfect word processor

Optimized System Software, Inc.  
10379 C Lansdale Ave.  
Cupertino, CA 95014


1. BASIC A+ Enhanced BASIC
2. OS/A+ Enhanced DOS

Please address all correspondence to the author at 297 Missouri, San Francisco, CA 94107.

**MICRO**

# EXCEL-9

## The Ultimate 6809 Board for Apple



- EXCEL-9 FLEX, a famous DOS, Assembler and Editor included.
- Also able to use Apple DOS.
- 8KB versatile monitor contains 35 commands including 6809.
- Can handle all Apple slot I/O routine from EXCEL-9.
- On-board programmable timer for both 6809 and 6502 systems allows printer spooling, multitask, etc.
- 50 page well documented manual.
- 64K RAM area expandable for multi-MPU operation.
- Able to switch MPU from 6809 to 6502 and vice versa in both machine code routine and BASIC.
- TSC 6809 BASIC, EXTENDED BASIC, PRECOMPILER, SOFT/MERG, etc., are coming soon.

Ask your nearest dealer  
or

**ESD LABS CO., LTD.**

c/o AbCom  
P.O. Box 5203  
Mission Hills, CA 91345


Dealer Inquiries are Invited.

Introductory Price: **\$399.95** for Board & FLEX diskette  
(Sales tax not included)

- FLEX is a trade mark of Technical Systems Consultants, Inc.

**NEW LOW PRICE  
DIRECT FROM MANUFACTURER  
\$120.00**

**EXPAND ✱ ENHANCE**



## **16K RAM EXPANSION BOARD FOR THE APPLE II\* \$120.00**

The Andromeda 16K RAM Expansion Board allows your Apple to use RAM memory in place of the BASIC Language ROMs giving you up to 64K of programmable memory. Separate Applesoft\* or Integer BASIC ROM cards are no longer needed. The 16K RAM Expansion Board works with the Microsoft Z-80 card, Visicalc, DOS 3-3, Pascal, Fortran, Pilot, and other software. A switch on the card selects either the RAM language or the mainboard ROMs when you reset your Apple.

The Andromeda 16K RAM Expansion Board has a proven record for reliability with thousands of satisfied customers.

**Now with One Year Warranty.**

# **ANDROMEDA**



**INCORPORATED**  
Greensboro, NC. 27410  
P.O. Box 19144

919 852-1482



Price for Andromeda 16K RAM expansion board now only \$120.00. Please add \$5 for shipping and handling. North Carolina residents add 4% sales tax.

\*DEALER INQUIRIES WELCOME



# ROCKWELL Microcomputers from Excert, Inc.

## THE AIM 65/40 Single Board or Smorgasbord



- A full size terminal style keyboard w/8 special function keys
- A smart, 40 character display with its own microprocessor
- A 40 column printer w/text and graphic output
- Up to 64K of on-board RAM and ROM
- On-board interfaces include RS232, dual audio cassette and 2 user I/O R6522 devices
- Firmware includes interactive monitor and text editor w/options of Assembler, BASIC, FORTH and PL/65

## THE AIM 65 Take-Out Order



- A full size terminal style keyboard w/3 special function keys
- A 20 character display
- A 20 column printer w/text and graphic output capability
- Up to 4K RAM and 20K ROM on-board
- On-board interfaces include 20MA TTY, dual audio cassette and 1 user I/O R6522 device
- Firmware includes interactive monitor and text editor w/options of Assembler, BASIC, FORTH, PASCAL, & PL/65

And if the above isn't enough,  
Try the RM65 — a product line filled with embellishments including:

32K DRAM Board  
CRT Controller  
Floppy Disk Controller  
PROM Programmer

ACIA Board  
IEEE-488Board  
CPU/SBC Board  
4-16 Slot Card Cages

Prototype cards  
Adaptor Buffer Modules  
General Purpose I/O Board  
PROM/ROM Board

### NEW LOWER PRICES AND A CASH DISCOUNT\* TO BOOT!

A65/40-16 (16K RAM)	\$1225
A65/40-32 (32K RAM)	\$1295
A65/40-A (Assembler)	\$ 85
A65/40-B (BASIC)	\$ 65

A65-1 (1K RAM)	\$420
A65-4 (4K RAM)	\$445
A65-4B (4K RAM w/BASIC)	\$495
A65-PS (PASCAL)	\$100
A65-F (FORTH)	\$ 65
A65-A (Assembler)	\$ 35

Mail Order to:

### Educational Computer Division EXCERT INCORPORATED

- SALES
- SERVICE
- INSTALLATION
- CONSULTING

P.O Box 8600  
White Bear Lake, MN 55110  
(612) 426-4114

Higher quantities quoted upon request, COD's accepted, shipping will be added. \*Deduct 5% cash discount on prepaid orders. Minnesota residents add 5% sales tax. Prices subject to change without notice.

## Hybrid Program Storage

Chris Williams, 5676 S. Meadow La., #101, Ogden, Utah 84403

Usually for reasons involving speed, many Applesoft programs contain assembly language subroutines as an integral part. This "hybrid" form conventionally requires two SAVES (one for the assembly and one for the Applesoft) and, of course, two LOADs. An excellent example of this is Richard Suitor's hybrid *LIFE* program included in *MICRO on the Apple*, Volume 1, page 168. The two LOADs can be irritating after using the program several times.

You can reduce this procedure to a single SAVE and LOAD through judicious use of the start- and end-of-program pointers located at \$67-\$68 and \$AF-\$B0 respectively. If your assembly language subroutines are located above the Applesoft program (i.e., higher memory) then all you need to do is put the final location of the assembly language subroutines into the end-of-program pointer. A single BASIC SAVE will now save everything, and a single BASIC LOAD will bring it all back. This is particularly convenient if you happen to be working with tape.

If your assembly language subroutines are located below the Applesoft program you must be a bit trickier. Set the start-of-program pointer to two locations prior to the start of the assembly language. Next, do your BASIC save, and then whenever you wish to load it be sure to set the start-of-program pointer to this same value. And before running, in this instance, the start-of-program pointer must be reset to the start of the Applesoft. Additionally, the byte immediately prior to the Applesoft must be set to 0 to avoid a SYNTAX ERROR message.

These same methods can be used to enable an Applesoft machine (Apple II Plus) to run Integer BASIC hybrid programs. For this application, in addition

to the measures described above, you must take care of another potential problem. Again, I direct you to Richard Suitor's *LIFE* as an illustration.

Mr. Suitor placed his assembly language routines at \$800 and used Integer BASIC. Since, as it turns out, all of his Integer BASIC commands are executable in Applesoft, it *should* run. However, Applesoft defaults to \$800 for the start of program storage.

To overcome this problem, simply set the start-of-program pointer to a point similar to \$1000 before you type in the BASIC. When you're finished, reset the pointer to \$7FE (i.e., two locations prior to the start of the assembly language). Set \$FFF to 0 — the byte just before the Applesoft — and execute a BASIC SAVE. Now whenever you want to LOAD, set the start-of-program pointer to \$7FE and perform a standard BASIC LOAD.

## A Bug in Apple's RENUMBER

Robert C. Leedom, 14069 Stevens Valley Ct., Glenwood, Maryland 21738

The RENUMBER utility program supplied with Apple DOS 3.2 and 3.3 has an insidious bug. However, after you use RENUMBER, your program may

appear to run perfectly, so you may not even notice that your program's operations have been altered! RENUMBER will correctly change all line number references to agree with the new line numbers. Unfortunately, it also may alter any number in an arithmetic expression which follows an asterisk (the multiply operator), and has the same value as a pre-RENUMBER line number.

I obtained the corrections for the DOS 3.2 version from the Apple Hotline in May of 1980, but I recently discovered that the problem still exists in the DOS 3.3 version.

The fixes for the DOS 3.2 and DOS 3.3 versions of the program are similar: they involve swapping two data values in the program, as shown in table 1.

To permanently correct the RENUMBER program you must

1. LOAD RENUMBER
2. EXECUTE the two POKEs for your version of DOS
3. SAVE RENUMBER

For your future reference, Apple dealers have a loose-leaf notebook which answers commonly-asked questions including "What's wrong with RENUMBER?" Also, *The Apple Orchard* indicates that the two locations to be POKED for RAM Applesoft RENUMBER are 14342 and 14343.

Table 1

From BASIC	DOS 3.2	DOS 3.3
	POKE 4815,172 : POKE 4816, 171	POKE 4789,172 : POKE 4790,171
or		
From monitor	* 12CF: AC AB	* 12B5: AC AB



## OSI COMPATIBLE PRODUCTS

56K 2-MHz Ultra Low Power CMOS Static Memory Board .... MEM-56K \$850

**Partially Populated Boards (Specify address locations required)** ... MEM-48K \$750  
 MEM Board uses the new 2K-Byte Wide Static RAM chips which are 2716 EPROM compatible. Any 2K byte memory segment can be populated with RAM or EPROM (or left empty for use of Address Space by another board). Fully expandable in any memory size you will ever need. No special addressing requirements, just solder in extra sockets and add memory. Also has space for a 1.75K Monitor ROM at \$F800 (FC).

Extra 2K RAM Memory Chip ..... \$24  
 Optional Parallel Printer Port ..... -P \$120  
 Optional Calendar/Clock (Software available in EPROM) ..... -T \$ 25  
**Both options (Disk software mods provided for use of 6S22 VIA on printer)** ..... -PT \$125

### EXAMPLE USES: C4P & C8P:

Expansion to 40K RAM of Basic workspace.  
**Parallel Printer Port** — Reserve Serial Port for MODEM  
**Calendar/Clock** Displaying an unused portion of screen  
 Space for 575K of **Enhanced System Monitor EPROMS**.

All of this on 1 Board using only one of your previous slots. Software for Enhanced System Monitor capabilities is continuously being developed and improved. As new EPROM Monitors are available, you may upgrade to them for any price differential plus a nominal \$10 exchange fee. Another possibility is to fill any portion of the memory with Basic Programs in EPROM for **Power-on Instant Action**. This custom EPROM programming service is available at \$25 per 2716 includes EPROM. Extra copies at \$15 for each EPROM.

**C4P-MF & C8P-DF:** Memory expansion to 48K.  
 Add 4K Memory at \$E000 for special software requirements  
**Parallel Printer Interface and/or Displaying Calendar/Clock.**  
 Add 1.75K Enhanced System Monitor ROM.

**C3:** Up to 56K of Memory Expansion — can be addressed for **Multituser**. (Optionally, each user can have his own **Dedicated Printer Port**).  
 Add **Enhanced Monitor ROM** with Calendar/Clock software, warm start and Hard Disk Boot.

### IEEE-488 INTERFACES AND SOFTWARE:

The General Purpose Instrumentation Bus (GPIB) Controller interface is available for all OSI Computers. Machine code GPIB Drivers are linked to Basic to provide easy control of IEEE-488 instruments which is equal to the best of Hewlett-Packard Controllers and far superior to most others. Basic Commands for Serial Poll, Parallel Poll, IFC Clear, full Local/Remote Control, Respond to SRQ Interrupts, Send Trigger, do Formatted Input/Output, Direct Memory Input/Output and MORE Interface includes IEEE-488 Ribbon Cable/Connector.

**GPIB Controller Interface** for C2, C3, C4 and C8 Systems ..... **GPIB 4-488 \$395**  
**GPIB Software** for OS-65D (Add -8 for 8" or -5 for 5") ..... **GPIB 488-D \$ 70**  
**GPIB Software** for OS-65U ..... **GPIB 488-U \$100**


**GPIB Software** on two 2716 EPROMS for ROM based systems ..... **GPIB 488-R \$100**  
 Add Optional **Parallel Printer Interface** to GPIB 4-488 ..... -P \$120  
 Add Optional **Calendar/Clock** to GPIB 4-488 ..... -T \$ 25  
 Add **2K RAM** to GPIB 4-488 (Specify location: \$4000-\$BFFF & \$D000-\$EFFF available) ..... -M \$ 25

**Software for EPROM Programming, Reading, Verifying, and Erased Check:** fully integrated with **Assembler, Editor and Extended Monitor**. Can be used with many types of EPROM up to 8K. Requires Optimal Technology Model Ep-2A-79 EPROM Programmer and the GPIB 4-488 Board. Specify 8" or 5" Disk ..... **EPROM MI-EP \$180**  
**GPIB Controller** for C1P. Includes Software, Clock & space for 6K EPROM ..... **GPIB 6-488R \$395**  
 Add Optional **Parallel Printer Interface** to GPIB 6-488R ..... -P \$120

**EPROMS: (Check with your Dealer for newest EPROM Products).**  
 C1P ROM with 48 Col Display, Smart Terminal, Edit & More for Series II ..... **ROM-TERM II \$69.95**  
 C1P ROM with 24 Col Display, Other ROM-TERM II Features & Disk Boot ..... **ROM-TERM \$59.95**  
 Just flip switch for Serial or Video System with Corrected Keyboard ..... **SYNKEY \$39.95**

**ENHANCED MONITOR ROMS FOR USE ON GPIB 4-488 & MEM BOARDS:**  
**Expanded Support** for C4P & C8P Featuring Calendar/Clock, Line Edit, Smart Terminal, Memory Files, Parallel Printer Control & More ..... **MI48P1 \$59.95**  
**Disk Support** with Calendar/Clock, Warm Start and Corrected Keyboard ..... **MI48D1 \$59.95**  
**Expanded C3 Monitor** with Calendar/Clock Software, Hard Disk Boot, and Warm Start ..... **MIC3-1 \$59.95**  
**C1-P Series II Computer** with ROM-TERM II Smart Terminal Monitor (Order Direct) ..... **\$549.00**

## IEEE-488 CONTROLLER INTERFACE



### THE GPIB 4-488 INTERFACE BOARD CONVERTS ANY OSI COMPUTER INTO AN IEEE-488 INSTRUMENT BUS CONTROLLER!

**BENEFITS**— Provides a Sophisticated Instrumentation Controller at very low cost (often saving thousands of Dollars). The combination of IEEE-488 Instrumentation Controller and High Capacity Hard Disk file storage available on OSI Computer systems is available at a fraction of the cost required by the nearest competitor. The IEEE-488 Bus, also known as the GPIB, HP-IB or IEC-625 is the most popular International Standard for connecting instrumentation systems. This 16-line bus is designed to interconnect and control up to 15 instruments at a time. Currently, over 1400 different instruments are available to work on this bus. They include: Plotters, Digitizers, Printers, Graphic Displays, Recorders and a multitude of specialized Test/Measurement/Control Equipment.

**COMPATIBILITY**— The fast machine code GPIB drivers are linked to OSI BASIC to provide easy programmable control of standard instrumentation which is equal to the best HP-IB Controllers and far superior to all others. These GPIB Drivers are accessed from BASIC with a new command "BUS" followed by simple control letters to do total command of IEEE-488 Instrumentation. You can do direct Input/Output of formatted String and Numerical variables as simply as with the "INPUT" and "PRINT" statements. Utilizes the MC68488 IC designed by Motorola to provide automatic Handshaking and Addressing Protocol as required by the IEEE-488/78 Standard. This combination of Hardware/Software makes instrumentation control programs extremely easy to write and modify.

**EPROM-ABLE** — Can be used with a C4-P to create a dedicated IEEE-488 controller which has the capability of running your unique program at Power-on (No loading of program tapes required). You simply develop your program for your special control function and send a copy of tape to us. We will then transfer your program to EPROM and you are on line with a customized IEEE-488 Instrumentation System.


### C2-D MULTIPLE USER SYSTEMS

**SAVE** — 2 and 3 user Time Sharing Systems are available on the C2-D Winchester Disk Computer at a considerable cost savings from C3 Multiple User Systems. The 3 user C2-D System can be expanded to include a word processing printer, 4 other parallel printers and 3 serial printer interfaces.

**COMPATIBLE** — The special C2-D Multi-User Executive Program is 100% compatible with OS-65U V1.2. The Multi-User Real Time Clock, Memory Partition Control and I/O Interrupt Management are done on the Micro Interface Memory Board. Thus, the CPU board is not modified and remains in factory condition.

**CONVERSIONS** — The Upgrade of your existing C2-D Computer to Multiple User Configuration is also available. Call for details.

### MEM-56K CMOS STATIC MEMORY BOARD



**ULTRA-LOW POWER** — By using CMOS Static RAM Memory, the total power consumption is about 1/2 Amp at 5 Volts when populated for 48K. In fact most of power is used by the Address Line Buffers and the Data Transceivers.

**MULTI-USER** — Can be addressed for any of the 16 multi-user memory partitions. The low power and single memory board/partition simplify installation and provide a typical \$1400 saving for a 3-user system.

**MICRO-INTERFACE**  
 3111 SO. VALLEY VIEW BLVD., SUITE I-101  
 LAS VEGAS, NEVADA 89102  
 Telephone: (702) 871-3263

Check with your local Dealer or Order Direct.  
 Phone orders accepted.  
**TERMS:** Check/Money Order/Master Charge/VISA  
 Sent POSTPAID ON PREPAID ORDERS.  
 Foreign Orders: Prepaid only  
 Add 5% for handling/shipping.

# Cross Reference Generator for OSI BASIC-in-ROM

Program development and debugging often depend on keeping track of references and variables. The following article describes a cross reference generator for OSI ROM BASIC which will help you find any variable or line number within a BASIC program.

John Krout  
5108 N. 23rd Road  
Arlington, Virginia 22207

It is almost inevitable that when you develop a large program in BASIC, you'll need to find all the references to some aspect of the program. If you decide to delete a particular line, it is important to locate all the GOTOs, THENs, and GOSUBs mentioning that line. If you want to conserve memory by merging two string variables into one, you must find all the appearances of the string variable names. A cross-reference generator program is extremely useful at times like these, for it can find references within your program much faster and more accurately than the traditional visual search.

A cross-reference generator is most often needed, however, when free memory is a scarce commodity. In this article we'll develop a cross-reference generator which requires less than 1K of RAM and will find references to variable names, constants, literals, line numbers, and any word in the vocabulary of BASIC.

When you type a line of BASIC program text, OSI BASIC-in-ROM stores that text in a condensed or "tokenized" format in RAM. Listing 1 is a program which takes a look at itself in RAM, and table 1 shows that program's output.

Table 1

768 0	787 ( 40	806 1 49	825 ( 40
769 25	788 1 49	807 3	826 X 88
770 3	789 2 50	808 206	827 ) 41
771 j 106	790 4 52	809 234	828 ; 59
772 234	791 ) 41	810 X 88	829 X 88
773 T 84	792 0	811 171	830 0
774 171	793 & 38	812 187	831 H 72
775 187	794 3	813 ( 40	832 3
776 ( 40	795 196	814 I 73	833
777 1 49	796 234	815 ) 41	10
778 2 50	797 129	816 0	834 235
779 3 51	798 I 73	817 ? 63	835 130
780 ) 41	799 171	818 3	836 I 73
781 163	800 7 55	819 0	837 ; 58
782 2 50	801 6 54	820 235	838 128
783 5 53	802 8 56	821 151	839 0
784 6 54	803 157	822 I 73	840 0
785 165	804 T 84	823 ; 59	841 0
786 187	805 0	824 192	842 0
			843 T 84

In listing 1, variable T points to the beginning address of numeric variable storage in RAM, which is also the end of your BASIC program text. The beginning of BASIC text is address 768. (See MICRO 31:61 for more information on text and variable storage area pointers.) To look at the RAM storing BASIC text, the FOR-NEXT loop examines all addresses from 768 to T. Line 60160 prints the address, the graphic corresponding to the data at the address, and the data at the address in decimal.

Although the printer used to create table 1 does not use OSI's entire graphics code, a comparison of listing 1 to its tokenized version in table 1 is very informative. First of all, we can see that the variable names, constants, and some BASIC symbols are stored in

their ASCII code form, just as if they were strings of characters. Most BASIC keywords and symbols, however, are stored as single characters called "tokens," and all of the tokens have values greater than 127.

The line number of each line is also stored. While each reference to a line number (GOTOs, GOSUBs, THENs) is stored as a string following the appropriate token, the line number of each tokenized line is stored at the beginning of the line in low-high format. For instance, line number 60010 begins at address 771:

$$\text{PEEK}(771) + 256 * \text{PEEK}(772) = 60010$$

Moreover, each line of tokenized text is terminated with a zero.

Listing 1

```
60010 T=PEEK(123)+256*PEEK
      (124)
60100 FOR I=768 TO T
60110 X=PEEK(I)
60160 PRINT I;CHR$(X);X
60170 NEXT I:END
```

Listing 2

```
60120 IFX=060T060500
60500 REM NEW LINE
60510 LINE=PEEK(I+3)+256*PEEK
      (I+4)
60520 PRINTLINE
60530 I=I+5
60540 GOTO60110
```



There are two other bytes of data between each terminating zero and the bytes representing the number of the following line. These are a pointer, also in low-high format, to the next line. For instance, before the beginning of line 60010 in RAM:

PEEK(769) + 256\*PEEK(770) = 793

At address 792 we see the zero terminating line 60010, and at address 795 and 796 the number of the second program line is stored. Therefore, the next-line pointer for each line points to the next-line pointer for the following line.

Listing 2 is a modification to be added to listing 1 which decodes and prints the number of each tokenized line. The program spots each terminating zero in line 60120 and branches to the line decoder. An interesting point about FOR-NEXT loops is utilized in line 60530: you can change the value of the loop variable while the loop is running. This enhances execution speed slightly by skipping the next-line pointers.

It stands to reason that, if BASIC can translate new text lines to tokens and, during a LIST, *vice versa*, then there should be a dictionary of BASIC vocabulary and corresponding tokens somewhere in ROM. In fact, the dictionary resides in addresses 41092 through 41314 (see MICRO 24:25, 23:65). Listing 3 takes a look at the dictionary, and the results of listing 3 appear in table 2.

The items are placed in the dictionary in the numerical order of their corresponding tokens. The last character of each item has its most significant digit set to 1, to tell BASIC that the end of the item has been reached. In listing 3, X represents a byte of data in the dictionary, and is used in line 61040 to build a string, B\$, of consecutive bytes. Line 61050 branches to avoid incrementing the token number, variable TK, and printing and clearing B\$, if the item is not yet complete; i.e., if the most significant bit of X is cleared. While assembling B\$, we use Boolean logic in line 61040 to clear the most significant bit of every character, not just the last one. This may be overkill, but it is also compact code and serves our need to conserve RAM.

We can now knit together listings 1 through 3. This will enable us to search for any string, or token corresponding to a dictionary item, that we need to find.

### Listing 3

```
61000 REM LOOKUP TOKEN
61010 TK=127:B$=""
61020 FORI=41092TO41314
61030 X=PEEK(I)
61040 B$=B$+CHR$(XAND127)
61050 IFX<128GOTO61100
61060 TK=TK+1
61070 PRINTTK;B$
61080 B$=""
61100 NEXT
```

### Listing 4

```
60050 INPUT"WHICH STRING";A$:PRINT
60070 L=LEN(A$):B$=""
60130 B$=B$+CHR$(X)
60160 IFA$=RIGHT$(B$,L)THENPRINTLINE;
60170 NEXTI:PRINT:GOTO60050
60520 B$=""
```

### Listing 5

```
60030 INPUT"KEYWORD OR STRING";A$:PRINT
60040 IFASC(A$)=75GOTO61000
60170 NEXTI:PRINT:GOTO60030
61005 INPUT"WHICH KEYWORD";A$:PRINT
61015 L=LEN(A$)
61070 IFA$=LEFT$(B$,L)THENA$=CHR$(TK):GOTO60070
61200 PRINTA$;" NOT FOUND":PRINT:GOTO60030
```

Table 2

128 END	145 NULL	162 STEP	179 SQR
129 FOR	146 WAIT	163 +	180 RND
130 NEXT	147 LOAD	164 ~	181 LOG
131 DATA	148 SAVE	165 *	182 EXP
132 INPUT	149 DEF	166 /	183 COS
133 DIM	150 POKE	167 ^	184 SIN
134 READ	151 PRINT	168 AND	185 TAN
135 LET	152 CONT	169 OR	186 ATN
136 GOTO	153 LIST	170 >	187 PEEK
137 RUN	154 CLEAR	171 =	188 LEN
138 IF	155 NEW	172 <	189 STR\$
139 RESTORE	156 TAB(	173 SGN	190 VAL
140 GOSUB	157 TO	174 INT	191 ASC
141 RETURN	158 FN	175 ABS	192 CHR\$
142 REM	159 SPC(	176 USR	193 LEFT\$
143 STOP	160 THEN	177 FRE	194 RIGHT\$
144 ON	161 NOT	178 POS	195 MID\$

Listing 4 modifies listings 1 and 2 to find a string, represented by the variable A\$, in any tokenized text line. A\$ can therefore be a variable name, constant, line reference, or literal in a print statement, data statement, string computation or remark. The variable B\$ here represents the tokenized text, and is built byte by byte in line 60130. If the contents of A\$ resides anywhere within B\$, then sooner or later A\$ will equal the rightmost L characters of B\$, where L represents the length of A\$. When this match occurs, line 60160 prints the line number of the current line represented by B\$. The previous unconditional print of each byte and line number has been replaced, and B\$ is cleared in line 60520 whenever a new line number is decoded.

If you have entered listings 1 through 4 in sequence, then listing 5 adds the capability of converting a keyword to its token by searching the dictionary, and finding all references to the token. Line 61070 converts the numeric token TK to a 1-byte string A\$, and then uses the string search routine of listing 4 to locate matches for A\$.

As is, the cross-reference generator will now find all that you seek, but it finds a few extra items as well. As an example, direct the program to examine its own text for references to the numeral 7. It prints the line numbers in which the constants 75, 768, and 127 as well as line reference 60070 appear. Ask it to find references to the numeric

variable A (there are none), and it prints references to A\$. If references to T are sought, two of the input prompts and one of the remark literals are found, as well as all references to T and TK. Some fine tuning is definitely in order to eliminate, or at least cut down on, the unwanted reference reports.

The problem of distinguishing a constant from a line reference is very complex, partly because line references can be surrounded by commas in an ON/GOTO or ON/GOSUB context, while constants can also be surrounded by commas in a multiple-argument function or command. In my programs, I've found line references to be far more common than constants, and far more likely to end with the numeral 0. I have seen other cross-reference generators which can do the job, but they are larger than this one and not as versatile. Since our purpose is compactness, versatility is useful, and since the chances of confusion appear to be minimal, I can live with the constant/line reference problem.

The problem of distinguishing subscripted, string and numeric variables is much easier to solve. If references to a numeric variable are sought, the program should reject any it finds which are followed by either a ( or a \$. If references to a string variable are sought, the program should ignore any followed by a ( character. These suffix rejection rules for numeric and string variables suggest that we can eliminate erroneous references embedded in larger strings (illustrated above by the searches for 7 and T) by implementing a set of suffix and prefix rejection rules.

The prefix rule for all strings is rejection of references preceded by a numeric or upper-case alphabetic character. The suffix rule for constants, line references and numeric variables is as stated above for numeric variables, with the additional rejection of numeric and upper-case alphabetic suffixes.

Listing 6 incorporates these rules into the cross-reference generator, utilizing three defined Boolean functions in a single IF/GOTO statement. The functions are defined in lines 60005 through 60007. The argument in

Listing 6

```

60005 DEFFNA(X)=(X>47ANDX<58)OR(X>64ANDX<91)
60006 DEFFNB(X)=X<>36ANDX<>40
60007 DEFFNC(X)=NOTFNB(X)ORFNA(X)
60070 L=LEN(A$):B$="":A=ASC(A$)
60080 IFA>127GOTO60100
60090 B=ASC(RIGHT$(A$,1))
60135 IFA>127GOTO60160
60140 IFA$<>RIGHT$(B$,L)GOTO60170
60145 Y=PEEK(I+1):IFLEN(B$)>LTHENW=ASC(RIGHT$(B$,L+1))
60150 IFFNA(W)OR(B=36ANDY=40)OR(FNB(B)ANDFNC(Y))GOTO60170
60535 W=0

```

# (LABEL), Y (LABEL,X) LABEL + INDX-1

## 6502 Assembler/Editor

- APPLE
- ATARI
- PET
- KIM
- SYM

Before you buy that off-brand Assembler/Text Editor, note that EHS is the only company that provides a line of compatible ASM/TED's for the PET/APPLE/ATARI/SYM/KIM and other microcomputers.

When you make the transition from one of these 6502-based microcomputers to another, you no longer have to relearn peculiar Syntax's, pseudo ops, and commands. Not only that, EHS ASM/TED's are the only resident 6502 Macro Assemblers available and they have been available for several years. Thus you can be sure they work. Our ASM/TED's may cost a little more but do the others provide these powerful features: Macros, Conditional Assembly, String Search and Replace, or even up to 31 characters per label? Before you spend your money on that other ASM/TED, write for our free detailed spec sheet.

### MACRO ASM/TED

- For APPLE/ATARI/PET/SYM/KIM
- Other than our MAE, no other assembler is as powerful.
- Macros/Conditional Assembly.
- Extensive text editing features
- Long Labels
- Designed for Cassette-based systems.

\$49.95

### MAE ASM/TED

- For APPLE/ATARI/PET
- The most powerful ASM/TED
- Macros/Conditional and Interactive Assembly
- Extensive text editing features
- Long Labels
- Control files
- Designed for Disk-based Systems.

\$169.95



**EASTERN HOUSE SOFTWARE**  
 3239 Linda Drive  
 Winston-Salem, N. C. 27106 USA  
 (Dealer Inquiries Invited)

**PHONE ORDERS**  
 (919) 924-2889  
 (919) 748-8446



.EN .BY .OS .BA .DE .CE

LDA STA LDX STX LDY STY

SET IFM IFP IFN IFE



each is the ASCII value of a character. FNA returns a true value if the character is numeric or upper-case alpha. FNB returns true if the character is neither { nor \$. FNC, utilizing FNA and FNB in its definition, returns true if the character is either numeric, upper-case alpha, { or \$.

Line 60070 is modified to set new variable A equal to the ASCII value of the first byte of A\$. Lines 60080 and 60135 skip over the rules implementation if A indicates that A\$ represents a token. Line 60090 sets new variable B equal to the ASCII value of the last byte of B\$, to decide later if the string to be found is a subscripted or string variable.

Since the program doesn't need the rules unless a potential reference is located, line 60140 jumps past the rules until that condition is met. In line 60145, Y is the ASCII value for the reference suffix and, if the reference is not the first item in the text line, then W is the ASCII value of the reference prefix. Line 60535 sets W to zero whenever a new line number is decoded.

Line 60150 skips the line number printing statement if any of the prefix or suffix rejection rules are met when a potential reference is found. This is one easy way to read the line:

IF the prefix W in the text is numeric or upper-case alpha,

OR the item sought ends with a \$ and the text suffix is a {,

OR the item ends with neither { nor \$ and the text suffix is either numeric, upper-case alpha, \$ or {,

GOTO 60170.

The first clause implements the prefix rule, the second the string variable suffix rule, and the third the suffix rule for numeric variables, constants, and line references.

Listing 7 is the result of all these developments. It does indeed run in less than 1K of RAM, with about 200 bytes to spare for a few instructions inserted between lines 60010 and 60030, if desired. That might be a good place to remind yourself that the symbols +, -, \*, /, ^, >, =, and < are treated as keywords, not strings. (See table 2.)

### Listing 7

```

0 GOTO60000
60000 REM XREFGEN
60002 CLEAR
60005 DEFFNA (X)=(X>47ANDX<58)OR(X>64ANDX<91)
60006 DEFFNB (X)=X<>36ANDX<>40
60007 DEFFNC (X)=NOTFNB (X)ORFNA (X)
60010 T=PEEK (123)+256*PEEK (124)
60030 INPUT"KEYWORD OR STRING";A$:PRINT
60035 Y=FRE (1)
60040 IFASC (A$)=75GOTO61000
60050 INPUT"WHICH STRING";A$:PRINT
60070 L=LEN (A$):B$="":A=ASC (A$)
60080 IFA>127GOTO60100
60090 B=ASC (RIGHT$ (A$,1))
60100 FORI=768TOT
60110 X=PEEK (I)
60120 IFX=0GOTO60500
60130 B$=B$+CHR$ (X)
60135 IFA>127GOTO60160
60140 IFA$<>RIGHT$ (B$,L)GOTO60170
60145 Y=PEEK (I+1):IFLEN (B$)>LTHENW=ASC (RIGHT$ (B$,L+1))
60150 IFFNA (W)OR(B=36ANDY=40)OR(FNB (B)ANDFNC (Y))GOTO60170
60160 IFA$=RIGHT$ (B$,L)THENPRINTLINE;
60170 NEXTI:PRINT:GOTO60030
60500 REM NEW LINE
60510 LINE=PEEK (I+3)+256*PEEK (I+4)
60515 IFLINE>59999THENPRINT:GOTO60030
60520 B$=""
60530 I=I+5
60535 W=0
60540 GOTO60110
61000 REM LOOKUP TOKEN
61005 INPUT"WHICH KEYWORD";A$:PRINT
61010 TK=127:B$=""
61015 L=LEN (A$)
61020 FORI=41092TO41314
61030 X=PEEK (I)
61040 B$=B$+CHR$ (XAND127)
61050 IFX<128GOTO61100
61060 TK=TK+1
61070 IFA$=LEFT$ (B$,L)THENA$=CHR$ (TK):GOTO60070
61080 B$=""
61100 NEXT
61200 PRINTA$;" NOT FOUND":PRINT:GOTO60030

```

A few extra lines in listing 7 are useful options. Line 0 is simply a jump to the start of the program, so you can load it from tape on top of your main program already in RAM, and simply type RUN to begin cross referencing. Since modification of a program erases the tables of variables in upper RAM, you'll need the CLEAR statement in line 60002 only if you test your own program and then enter the cross-reference generator by typing GOTO 60000. The FRE function in line 60035 allows the garbage collection routine to conserve memory in the string storage space whenever a new A\$ is input in line 60030. Rest assured that garbage collect will not crash the system (MICRO 35:43) unless your own program uses subscripted string variables and their values are preserved by avoiding both program modification

and the CLEAR statement. Line 60515 ends the search when the program's own line numbers are reached.

You can conserve even more memory by deleting the remark statements and altering the references to those lines accordingly, as well as by combining unreferenced lines into multiple statements. Obviously, this latter step saves the four-byte header for each of the lines eliminated, and can add up to a critical saving.

Have you been wondering about the need for the next-line pointers? They are essential to BASIC's execution of branching statements. An understanding of this process will help you improve execution speed of your own programs as well as the cross-reference generator.

When a branch token such as a GOTO is executed, BASIC first translates the string of digits following the token into the low-high line number format. The speed of this operation clearly depends on the length of the string, so it always helps to utilize small line numbers, even though this may be impractical in large programs. If line references were stored in low-high format when tokenized, it would save memory and speed things up. I suspect Microsoft shares my conclusion that it is difficult to distinguish constants and line references.

Once the line number is ready, BASIC looks at each tokenized line header in turn, starting with the first program line in RAM, until a line number match is found. If the current header doesn't match, BASIC uses the next-line pointer to skip to the next header.

You can maximize the speed of this skip-compare process by minimizing the number of lines and lengthening

each line with multiple statements. You should also put your most frequently-called routines in the lowest line numbers, where BASIC will find them first, and put the initialization code in the highest line numbers, so BASIC won't have to skip through it on the way to the more important material. The cross-reference generator has a very significant execution speed problem in this regard, because not only its own initialization in lines 60000-60090, but also the entire tokenized text data base, sits below the main processing loop routine in RAM!

However, you can modify the cross-reference generator to use next-line pointers in two ways to improve execution speed. Once a reference is found in a line, there is no need to search the remaining portion of the line, so use the pointer to increment the loop variable I to the beginning of the next line. More helpful is an input specifying the range of line numbers in your program through which the cross-reference generator should search. It can use the next-line pointers to skip to the first line number you specify, and then quit

when it finds the last line number you specify. If you're looking for references to a block of code in your own program about to be moved or eliminated, you can reduce the number of searches required by adding a search for references to a specified range of line numbers. I suggest that you create a defined Boolean function of your own to help implement the rules for these extra features.

John Krout is a patent attorney with the firm of Gipple & Hale in Arlington, Virginia. He teaches an adult education course entitled Introduction to Computer Programming, at Open University in Washington, DC. He has computerized Open University's walk-in registration process on a Challenger 1P, and has performed trendspotting election analysis on Election Night 1981 for the Virginia Radio Network using a Challenger 8P DF.

**MICRO**

## Ohio Scientific ★ AT LAST!

### EAP Extended Arithmetic Processor

Copyright North East Financial Systems 9/81

#### MULTIPLE PRECISION MATH 65D3 and 65U

- 13-Digit Input — 26-Digit Output
- Complete Rounding Function
- Completely Integrated into 9-digit MICROSOFT BASIC
- \$95.00 End User License — 8" Disk, 39-page Manual
- OEM and Distributor License — Inquire

**NORTH EAST FINANCIAL SYSTEMS**  
16 Maple Avenue  
West Nyack, New York 10994  
(914) 358-2898

## OSI HEXDOS

### Can your disk operating system do this?

HEXDOS is a remarkable disk operating system for the C1P or Superboard II. HEXDOS surpasses the capabilities of OS65D, but because it uses subroutines in OSI's ROM BASIC, it is very compact (only 2K). HEXDOS provides you with easy-to-use commands and saves 10K of memory and disk space!

- Load or save BASIC programs, machine language, and data files by name. Chain BASIC programs from disk.
- Up to 22 data files may be open simultaneously.
- Resides at the beginning of RAM, leaving maximum space for user programs.
- Full trace of BASIC programs with optional single-stepping.
- True line editing allows you to correct mistakes easily.
- Includes a disassembler and demonstration programs: CHECKBOOK and ADDRESSBOOK (personal data base management), LIFE, SURROUND, REVERSI, BACKGAMMON, and BSR CONTROLLER (home control).
- Satisfaction guaranteed, or your money promptly refunded.

"Documentation is clear and complete, the best I have seen from any source."

— Ronald C. Whitaker, **Computer!** magazine, April 1981

Price: \$49.50 (5¼-inch diskette and 40-page manual)  
Manual only: \$10. (Applicable towards purchase price.)

### The 6502 Program Exchange


2920 West Moana  
Reno, NV 89509

 VISA

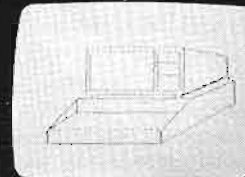



For more information, send \$1.00 for our catalog.

 MasterCard





Grafix



# SUPER OSI EXPANSION BOARDS

If your Challenger can't generate displays like those shown above **WHAT ARE YOU WAITING FOR?** The SEB-1 High Resolution Graphics and Memory Board (for CIP and Superboard II) and the SEB-2 High Resolution Graphics and Disk Controller Board (for C2/4/8) simply 'plug-in' to your computer and give you instant access to over 4900 individually addressable pixels in up to 8 colors! Your Hi-Res screen can go from 32x16 alphanumerics to 256x192 point graphics in 11 software selectable modes. The standard video of your computer is left intact, so that none of your current software library is outmoded. Use the graphics for Business, Scientific, Education, or Gaming displays that were impossible—until now!

Installation of either board requires absolutely NO modification of your computer—they just 'plug-in'. Nor do they preclude your using any other OSI-compatible hardware or software. In addition to the Hi-Res Graphics the SEB-1 gives C1 & Superboard II users 16K of additional user memory (over and above that memory devoted to the graphics), two 16 bit timers/counters, an on-board RF modulator, and a parallel port with handshaking. The SEB-2 gives OSI 48-pin BUS users an OSI hardware/software compatible Disk controller, and an RF modulator that can be user-populated.

FOR OSI 1P, 2-4P, 2-8P, C4P, C8P

	SEB-1	SEB-2		SEB-1	SEB-2
Assembled and Tested Kit	\$249.00 (5K RAM)	\$239.00 (1K RAM)	Bare Board & Manual	\$ 59.00	\$ 59.00
	\$165.00 (No RAM)	\$199.00 (No RAM)	Manual only	\$ 5.00	\$ 5.00

# SOFTWARE

**TARG-IT!** ..... \$11.95

An action-packed, super fast arcade game where you try to destroy Ram ships and the Evil Spectre inside the Crystal city. 8K.

**PLANETARY LANDER** ..... \$11.95

Your computer generates contour maps of the surface of a strange planet as you descend looking for the landing pad. As you make your final approach, the computer displays side and top views of the terrain and your ship as you try to land while avoiding the swarms of asteroids above the planet's surface. 8K.

**PROGRAMMA-TANK** ..... \$9.95

Programma-Tank is a complex simulation of a battle between two robot tanks as well as a fairly painless way to learn assembly language. The opponents program their tanks in 'Smalltank' a miniature programming language, which is much like assembly language. The two strategies are then pitted against one another until a victor emerges. 8K.

**RUINS OF TALAMARINE** ..... \$16.95

This is the first of our "Epic Quests" programs. Epic Quests could be described as graphic adventures, but they are much more. Can you retrieve the stolen Jewels from the ruined Talamarine castle? This series of two programs allows you to create a character with the qualities that you want to do battle with the forces of darkness. 8K.

**CODENAME: BARRACUDA** ..... \$19.95

Another of our "Epic Quests" in which you are an agent working for the US Government trying to rescue a defecting Soviet professor. The problem is that a middle-eastern government has kidnapped the professor and is forcing him to develop atomic weapons for them. The three programs (8K ea.) in this series allow you to create, train and send your character on his mission.

**DUNGEONS OF ZORXON** ..... \$19.95

Can you explore the Dungeons of Zorxon in this "Epic Quest"? Step into a nether world of monstrous beasts and fortunes in gold where magic reigns supreme. Three programs 8K each.

COMING: SEB-3 80 x24 Video/Disk Controller (C2/4/8), SEB-4 48K Memory RAMIROM (C2/4/8), SEB-5 8K RAM/Disk/Sound/Clock/Voice (C1 & Superboard).

Write for FREE catalog  
International Requests please  
supply 2 International Response Coupons

**ORION**



**SOFTWARE ASSO.**

147 MAIN ST, PO BOX 310, OSSINING, NY 10562



# More Hooks into OSI BASIC

This article shows you how to add your own keywords to BASIC under OS-65D V3.2.

Richard L. Trethewey  
5405 Cumberland Road  
Minneapolis, Minnesota 55410

In the September 1980 issue of *The Small Systems Journal* (MICRO 28:42), Ohio Scientific published a method by which the user could add his own new keywords to BASIC. As soon as I saw it, I knew I wanted to try it, and I did. It worked, but I didn't want to stop at the two keywords that OSI had provided. I wanted much more.

Unfortunately, the way OSI wrote their code involved the use of look-up tables which made adding new keywords a little cumbersome. Having the look-up tables imbedded in the code also meant a small memory overhead. I rewrote the code to use simple direct comparisons instead of comparisons and subsequent jumps from tables. This makes the code shorter, a little faster, and easier to follow.

Even though my program takes up 1K of memory, in just 2½ pages of RAM I have implemented commands for the following: screen clear, color background select, screen state select, scroll toggle, BASIC reset, disk directory printer, hex-dec and dec-hex converter, and a screen-to-printer dump. It's well worth the overhead, even on 24K systems.

To implement new keywords, OSI replaced the regular instructions in BASIC that interpreted the keyword "LET" with a JSR to the code that interpreted the new keywords. OSI used an asterisk as a character in both of their keywords. This is because when BASIC saves text, it tokenizes certain

## Trethewey Listing

```

BC00          *->BC00          ;
00A5=         TOKEN=#A5          ; TOKEN FOR ASTERISK
00C7=         TXTPTR=#C7        ; POINTER TO TEXT
BC00 A001     LDY #01
BC02 B1C7     LDA (TXTPTR),Y     ; FETCH 1ST CHARACTER
BC04 09A5     CMP #TOKEN        ; IS IT AN ASTERISK?
BC06 0023     BNE BACK         ; NO! GO BACK TO BASIC
BC08 88       DEY              ; YES! NOW GET 1ST CHR.
BC09 B1C7     LDA (TXTPTR),Y
;
; ROUTINE TO APPROXIMATE CRLF
;
BC0B 0941     CMP #C
BC0D F058     BEQ CCODE
BC0F 0942     CMP #R
BC11 F04E     BEQ BCODE
BC13 0953     CMP #S
BC15 F058     BEQ SCODE
BC17 0951     CMP #D
BC19 F05F     BEQ QCODE
BC1B 0952     CMP #R
BC1D F06C     BEQ RCODE
BC1F 0944     CMP #D
BC21 F07A     BEQ DCODE
BC23 0948     CMP #H
BC25 F00C     BEQ HCODE
BC27 0950     CMP #P
BC29 F008     BEQ PCODE
;
; RETURN TO BASIC AND CONTINUE
;
BC2E 202E0F   BACK JSR #0F2E
BC2E B394     STA #94
BC30 B497     STY #97
BC32 60      RTS
;
; JUMPS TO CODE BEYOND PAGE BOUNDARIES
;
BC33 405E8D   HCODE JMP H0
BC36 4059BE   FCODE JMP F1
;
; RESETS POINTERS AND RETURNS TO BASIC
;
BC39 A5C7     UPDATE LDA TXTPTR
BC3B 18      CLC
BC3D 6902     ADC #02
BC3E 85C7     STA TXTPTR
BC40 9002     BEQ UP1
BC42 E6C8     INC TXTPTR+1
BC44 68      UP1  PLA
BC45 68      PLA
BC46 60      RTS
;
; ROUTINE TO CLEAR SCREEN
;
BC47 A920     CCODE LDA #*
BC49 A208     LDX #*08
BC4B A000     LDY #000
BC4D 9900D0   C1  STA #0000,Y
BC50 08      INY
BC51 D0FA     BNE C1
BC53 EE4FBC   INC C1+2
BC56 CA      DEX
BC57 D0F4     BNE C1
BC59 A9D0     LDA #*D0
;
; LOAD ASCII BLANK
; LOAD PAGE COUNTER
; INIZ POINTER
; SAVE TO SCREEN
; BUMP POINTER
; LOOP FOR PAGE
; BUMP PAGE ADDRESS
; DECREMENT PAGE COUNT
; LOOP 'TIL DONE
; RESET PAGE ADDRESS

```

(Continued on next page)



words and characters into one byte. The asterisk, which is the operator symbol for multiplication, is one of those characters. This way, the BASIC interpreter can't confuse your new keyword with a variable name. This may be overly cautious since we hook into BASIC at "LET" — one of the last things to be interpreted. If you use reasonable caution, you should be able to choose your own keywords freely. (Note that "LET" is still valid.)

Before we are able to use the new keywords, we must do a little house-keeping in the interpreter. The following is what you will need to incorporate into your BEXEC\* in order to use the hooks (I have used OSI's code):

```
10 POKE 133, ADRH-1
20 FOR N = 2470 TO 2476: READ
  A : POKE N,A : NEXT
30 DATA 32,ADRL,ADRH,234,
  234,234,234
40 DISK! "CA ADDR = TT,S"
```

ADRH and ADRL are the high and low bytes of the address where your hooks reside in memory. ADDR is the hex address of the same. TT is the track number and S is the sector where you have saved the hooks' code on disk. The POKE to 133 protects your hooks from getting overwritten by BASIC strings.

I have a 48K system, so ADRH = 188 and my code resides at \$BC00. 24K systems may want to use ADRH = 92 and \$5C00. My system has 8-inch disks so I put my hooks on track 8, sector 5, which is unused. (Note: OS-65D V3.3 users will have to put their codes elsewhere.)

Another option is to alter BASIC permanently on disk to eliminate lines 20 and 30. After you have done the POKEs from these lines, just enter the following command: DISK! "SA 02,1 = 0200/B" for 8-inch systems. On minis, just change the last "B" to an "8". This will save the adjustments to BASIC and you can eliminate the code in your BEXEC\*. Also, if you have enabled LIST, NEW, and <CTRL> 'C', these commands will be enabled whenever you invoke BASIC. While writing this code, I was constantly going from the assembler to BASIC. Not having to do those POKEs was very convenient.

The commands I have added are very simple to use: "C" clears the screen, "B\*x" changes the background

### Trethewey Listing (Continued)

```
BC5B 8D4FBC STA C1+2
BC5E 4C39BC JMP UPDATE ; RETURN TO BASIC
;
; ROUTINE TO SET BACKGROUND COLOR
;
BC61 A9E0 BCODE LDA #*E0 ; LOAD CLR PAGE #
BC63 8D4FBC STA C1+2 ; SAVE IN CCODE
BC66 A002 LDY #*02
BC68 B1C7 LDA (TXTPTR),Y ; FETCH COLOR #
BC6A E6C7 INC TXTPTR ; ADJUST BASIC
BC6C 4C49BC JMP CCODE+2 ; AND ENTER CCODE
;
; ROUTINE TO TOGGLE SCREEN SCROLL
;
BC6F AD2A26 SCODE LDA #262A ; TOGGLE'S SCROLL
BC72 4940 EOR #*40 ; ON AND OFF
BC74 BD2A26 STA #262A
BC77 4C39BC JMP UPDATE
;
; ROUTINE TO SET DISPLAY STATE
;
BC7A A002 QCODE LDY #*02
BC7C B1C7 LDA (TXTPTR),Y ; FETCH NUMBER
BC7E 8D00DE STA $DE00 ; SEND IT
BC81 A5C7 LDA TXTPTR ; AND ADJUST BASIC
BC83 18 CLC
BC84 6903 ADC #*03
BC86 85D7 STA TXTPTR
BC88 4C44BC JMP UP1
;
; ROUTINE TO RESET NEW, LIST, AND <CTRL> C
;
BC8B A94C RCODE LDA #76 ; THESE ARE THE NUMBER
BC8D 8DE502 STA 741 ; YOU'RE USED TO
BC90 A94E LDA #78 ; SEEING
BC92 8DEE02 STA 750
BC95 A9AD LDA #173
BC97 8D190B STA 2073
BC9A 4C39BC JMP UPDATE ; GO BACK TO BASIC
;
; ROUTINE TO PRINT DISK DIRECTORY
;
265E= ; SCTN=#265E
265F= ; PAGES=#265F
2660= ; ADRLX=#2660
2661= ; ADRHX=#2661
2662= ; TRAKX=#2662
26A6= ; SEEKX=#26A6
2754= ; LOAD=#2754
2761= ; UNLOAD=#2761
295D= ; CALLX=#295D
2D6A= ; CRLF=#2D6A
2CF7= ; SWAP=#2CF7
2D92= ; PRBYTE=#2D92
2343= ; CHRQUT=#2343
2D73= ; STRQUT=#2D73
2E79= ; DIRBUF=#2E79
BC9D 20F72C DCODE JSR SWAP
BCA0 20A9BC JSR D
BCA3 20F72C JSR SWAP
BCA6 4C39BC JMP UPDATE ; RETURN TO BASIC
;
; NOTE: BY CHANGING THE FOLLOWING LOCATIONS
; IN THE OS, THE 'D*' COMMAND WILL ALSO BE
; AVAILABLE FROM THE OS KERNEL.
; CHANGE AS FOLLOWS:
; *2E3D=#2A, *2E3E=#A8, *2E3F=#BC
;
BCA9 20732D D JSR STRQUT ; PRINT MESSAGE
BCAC 2A .BYTE '* DIRECTORY *',#D,#A,#A,0
BCAD 20
BCAE 44
BCAF 49
BCB0 52
BCB1 45
BCB2 43
BCB3 54
BCB4 4F
BCB5 52
BCB6 59
BCB7 20
BCB8 2A
BCB9 0D
BCBA 0A
BCBB 0A
BCBC 00
```

```

BCB0 A901          LDA #400          ; LOAD SECTOR NUMBER
BCB1 8DB3BE       STA COUNT          ; SAVE IT
BCB2 20D2BC       JSR DIRIN          ; READ IN SECTOR
BCB3 20F4BC       JSR D1            ; PRINT OUT CONTENTS
BCB4 EEB3BE       INC COUNT          ; BUMP SECTOR NUMBER
BCB5 20D2BC       JSR DIRIN          ; REPEAT PROCESS
BCB6 20F4BC       JSR D1            ; FOR 2ND SECTOR
BCD1 60           RTS
;
; ROUTINE TO READ IN A SECTOR OF DIRIN
;
BCD2 A979         DIRIN LDA #479          ; LOAD LOW BYTE
BCD3 8D6026       STA ADRLX          ; SAVE IT
BCD4 A92E         LDA #42E          ; LOAD HIGH BYTE
BCD5 8D6126       STA ADHRX          ; SAVE IT TOO
BCD6 ADB3BE       LDA COUNT          ; LOAD SECTOR # TO RE
BCD7 8D5E26       STA SCIN          ; SAVE IT
BCD8 A908         LDA #408          ; LOAD DIR TR #
BCD9 8D6226       STA TRAKX          ; SAVE IT
BCDA 20A626       JSR SEEKX          ; MOVE HEAD TO TRACK
BCDB 205427       JSR LOAD           ; LOAD HEAD
BCDC 208D29       JSR CALLX          ; READ SECTOR
BCDD 206137       JSR UNLOAD          ; UNLOAD HEAD
BCDE 60           RTS                ; AND GO BACK
;
; ROUTINE TO PRINT CONTENTS OF DIRBUF
;
BCF4 A000         D1     LDY #400          ; INIZ POINTERS
BCF5 8CB2BE       STY FIFTH
BCF6 A200         LDX #400
BCF7 B9792E       D2     LDA DIRBUF,Y      ; FETCH A BYTE
BCF8 E004         CPX #406          ; IS IT START TR #?
BCF9 F01A         BEQ TK1           ; YES! PRINT IT
BCFA E007         CPX #407          ; END TRACK # ?
BCFB F021         BEQ TK2           ; YES! PRINT IT
BCFC C923         CMP #*#          ; IS ENTRY A NULL?
BCFD F008         BEQ D0            ; YES! SKIP IT
BCFE 204323       JSR CHR0UT          ; NO! PRINT IT
BCFF EB          D3     INX            ; BUMP ENTRY COUNTER
BD00 CB          D4     INY            ; BUMP BUFFER POINTER
BD01 D0EA        BNE D2            ; LOOP 'TIL DONE
BD02 8B          DEY
BD03 9B          D0     TYA            ; X-FER POINTER
BD04 1B          CLC                ; TO ACCUMULATOR
BD05 6908        ADC #408          ; BUMP TO NEXT ENTRY
BD06 AB          TAY                ; X-FER IT BACK
BD07 B041        BCS QUIT          ; BRANCH IF DONE
BD08 4CF9BC      JMP D2-2          ; LOOP IF NOT
BD09 A920        TK1    LDA #*      ; LOAD BLANK
BD0A 204323      JSR CHR0UT          ; PRINT IT
BD0B 2053BD      JSR TK0UT          ; PRINT START TR#
BD0C 4C0DBD      JMP D3            ; AND LOOP
BD0D A920        TK2    LDA #*-      ; LOAD "-"
BD0E 204323      JSR CHR0UT          ; PRINT IT
BD0F 2053BD      JSR TK0UT          ; PRINT END TR#
BD10 EEB3BE      INC FIFTH
BD11 ADB3BE      LDA FIFTH
BD12 C904        CMP #404
BD13 D008        BNE TK3
BD14 206A2D      JSR CRLF
BD15 A200        LDX #400
BD16 8EB2BE      STX FIFTH
BD17 4C0EBD      JMP D4
BD18 9B          TK3    TYA
BD19 4B          PHA
BD1A 20732D      JSR STR0UT
BD1B 20          .BYTE ' ',400
BD1C 20          .BYTE ' ',400
BD1D 68          PLA
BD1E AB          TAY
BD1F 4C0E8D      JMP D4
BD20 B9792E      TKOUT LDA DIRBUF,Y      ; LOAD TRACK #
BD21 20922D      JSR PRBYTE          ; PRINT IT
BD22 60          RTS
BD23 206A2D      QUIT  JSR CRLF
BD24 60          RTS
;
; ROUTINE TO CONVERT DECIMAL TO HEX
;
BD25 A002         H0     LDY #402
BD26 B1C7         LDA (TXTPTR),Y
BD27 C924         CMP #*#          ; HEX TO DEC ?
BD28 F068         BEQ CONV          ; YES! DO HEX-DEC
BD29 A200         LDX #400          ; INIZ X

```

(Continued)

color to the ASCII value of x, "S" toggles the screen scrolling on and off, "Q\*x" is like POKeIng 56832 with 'x' for the screen/sound select, "R" resets NEW, LIST, and < CTRL > 'C', "D" prints a directory of the disk in the currently selected drive, "H\*xxxx" converts decimal "xxxx" to hex, "H\*\$xxxx" converts from hex to decimal, and "P" dumps text from the screen to the serial printer port. These commands may be used in either the program or the immediate mode, which means they can be entered from the keyboard or embedded in your programs. The disk directory can be handy if you are trying to find where a certain program is on disk; the hex-dec converter can save a lot of headaches when writing USR(X) routines. Note that the "H" command doesn't expect a specific format.

In order to save room I used existing code in the operating system where possible. OS-65D V3.3 owners may want to alter the output routines to format the output of the directory a little.

My thanks to OSI for the original idea. They deserve a lot of credit for making this information available and workable on so many different systems.

## COLOR VIDEO MONITORS

• **COMPOSITE VIDEO INPUT, NTSC:**  
TC-700 13" color monitor/TV receiver, switchable, \$399.00. TC-900 19" monitor/TV receiver, \$495.00.

• **Sony TV to video monitor conversion kit, MCK-100; opto-isolator input, \$135.00.**

• **RGB VIDEO MONITORS:** Analog or TTL drive, 380 x 350 resolution.  
13" CRM-13 \$485.00  
19" CRM-19 \$575.00  
15" Trinitron, 3 modes, RGB, composite video, TV. \$1095.00, CM 15 RGB.

• **RGB converter board for Apple 11,** provides RGB video and sync; mod. VCB-A2. \$179.00.

• **Sony TV to RGB and composite video monitor conversion kit, RGB-100:** \$295.00 (available January 1982).

For additional information, contact:

*Video Marketing, Inc.*  
P.O. Box 339  
Warrington, PA 18976  
(215) 343-3000

DEALER INQUIRIES INVITED

# ELCOMP

BOOKS and SOFTWARE

For ATARI - PET - OSI - APPLE II - 6502

## ATARI BASIC - Learning by Using

This new book is an "Action" Book. You do more than read it. Learn the intricacy of ATARI BASIC through the short programs which are provided. The suggestions challenge you to change and write program routines. Yes, it's exciting! Many of the programs are appropriate for beginners as well as experienced computer users. (Screen Drawings, Special Sounds, Keys, Paddles, Joysticks, Specialized Screen Routines, Graphics and Sound, Peeks and Pokes and special stuff.)

Order-No. 164 \$9.95

**Games for the ATARI Computer**  
How to program your own games on the ATARI. Complete listings in BASIC and Machine Language of exciting games. Tricks and hints.

Order-No. 162 \$4.95

**ATMONA-1**  
Machine Language Monitor for the ATARI 400/800.

This powerful monitor provides you with the firmware support that you need to get the most out of your powerful system. ATMONA-1 comes on a loadable cassette. No cartridges required. Disassemble, Memory Dump HEX + ASCII, Change Memory Locations, Block Transfer, Kill memory block, save and load machine language programs, start math, Load, Prop. (Printer optional).

Comes with introductory article on how to program the ATARI computer in machine language. (Available also in ROM.)

Order-No. 7022 \$19.95

**ATMONA-2 Superstepper**

A very powerful tracer to explore the ATARI ROM/RAM area. Stop at previously selected address. (Optional or optional cassette).

Order-No. 7049 \$49.95

**EDITOR/ASSEMBLER for ATARI 800, 32K RAM**

Extremely fast and powerful Editor/Assembler. RK Source code in about 1/2 second! Includes ATMONA-1

Order-No. 7099 \$49.95

**MACRO Assembler for ATARI 800, 48K RAM**

Please specify your system (RAM, disk or cassette).

Order-No. 7099 \$89.00

**Gonlight - For ATARI 400/800**

16K RAM, needs two joysticks, animation and sound. (8K machine language)

Order-No. 7207 \$19.95

**EPROM BURNER for ATARI 400/800**

Bare boards only with description, schematic + software (2716, 2732).

Order-No. 7041 \$99.00

**Invoice Writing for very small business with ATARI 400/800**

16K RAM.

Order-No. 7022, case \$29.95

Order-No. 7200, disc \$39.99

**Wordprocessor for ATARI 800, 48K RAM**

Order-No. 7210 \$29.95

**How to connect your EPSON Printer to the ATARI 400/800.**

Construction article with printed circuit board and software. (Screenprint and variable character sets per line).

Order-No. 7210 \$19.95

**OSI OSI OSI OSI OSI**

**The First Book of Ohio Scientific**

Introduction to OSI computers. Diagrams, hardware and software information not previously available in one compact source. 192 pages.

Order-No. 157 \$7.95

**The Second Book of Ohio Scientific**

Very valuable information about OSI microcomputer systems. Introduction to OS-65 10 and OS-65U networking. Hardware and software hints and tips. Systems specifications. Business applications.

Order-No. 158 \$7.95

**ELCOMP Publishing, Inc., 53 Redrock Lane**

-Pomona, CA 91766, Phone: (714) 623-8314

Payment: Check, Money Order, VISA, MasterCard, Eurocheck, POSTPAID or PREPAID in USA \$5.00 handling fee for C.O.D. All orders outside USA: Add 15% shipping, CA add 6.5% sales tax. ATARI is a registered trademark of ATARI Inc. APPLE II is a registered trademark of APPLE Inc.

## Trethewey Listing (Continued)

BD68	8E81BE		STX RESHI		: INIZ RESHI
BD6B	B1C7	H1	LDA (TXTPTR),Y		: GET CHARACTER
BD6D	C930		CMP #30		: IS IT A # ?
BD6F	900F		BCC H2		: NO! CALCULATE
BD71	38		SEC		
BD72	E930		SBC #30		: STRIP OFF ASCII
BD74	9DB5BE		STA INBUF,X		: SAVE IT
BD77	CB		INY		
BD78	EB		INX		: BUMP POINTERS
BD79	E006		CPX #306		: TOO MANY DIGITS?
BD7B	F003		BEQ H2		: CALCULATE ANYWAY
BD7D	4C8BBD		JMP H1		: NO! ==> LOOP
BDB0	98	H2	TYA		
BDB1	18		CLC		
BDB2	65C7		ADC TXTPTR		
BDB4	85C7		STA TXTPTR		: UPDATE BASIC
BDB6	CA		DEX		: BUMP X BACK 1
BDB7	BDB5BE		LDA INBUF,X		: GET ONES
BDBA	BDB0BE		STA RESLO		: ALWAYS SAVE IT
BDBB	E000		CPX #300		: SINGLE DIGIT ?
BDBF	F029		BEQ PRINT		: YES! PRINT!
BD91	A003		LDY #303		: SET POINTER TO TBLS
BD93	CA		DEX		: BUMP X BACK ONE
BD94	8E83BE	H3	STX COUNT		: SAVE X
BD97	BDB5BE		LDA INBUF,X		: GET NUMBER
BD9A	F01A		BEQ H5		
BD9C	AA		TAX		: X-FER FOR COUNTER
BD9D	ADB0BE	H4	LDA RESLO		: LOAD LOW BYTE
BDA0	18		CLC		
BDA1	79ABBE		ADC TBL1,Y		: ADD FROM TABLE
BDA4	BDB0BE		STA RESLO		: SAVE IT
BDA7	ADB1BE		LDA RESHI		: LOAD HIGH BYTE
BDA8	79ACBE		ADC TBL2,Y		: ADD FROM TABLE
BDA9	BDB1BE		STA RESHI		: SAVE IT
BDB0	CA		DEX		: DECREMENT COUNTER
BDB1	0E8A		BNE H4		: LOOP TIL DONE
BDB3	AEB3BE		LDX COUNT		: FETCH # OF DIGITS
BDB6	88	H5	DEY		
BDB7	CA		DEX		: BUMP DIGIT COUNTER
BDB8	10DA		BPL H3		: LOOP 'TIL DONE
BDBA	ADB1BE	PRINT	LDA RESHI		: FETCH HIGH BYTE
BDBD	F003		BEQ PR10		: IF 0 SKIP IT
BDBF	20922D		JSR PRBYTE		: NON-0, SO PRINT IT
BDC2	ADB0BE	PR10	LDA RESLO		: FETCH LOW BYTE
BDC5	20922D		JSR PRBYTE		: PRINT IT
BDC8	206A2D		JSR DRLEF		: DO A <CR> <LF>
BDCB	4C448C		JMP UPJ		: RETURN TO BASIC
			:		
			: ROUTINE TO CONVERT HEX TO DECIMAL		
			:		
BDCB	CB	DDNV	INY		: BUMP POINTER 1
BDDF	A200		LDX #300		: INIZ COUNTER
BDD1	8E82BE		STX FIFTH		
BDD4	8E81BE		STX RESHI		
BDD7	B1C7	H10	LDA (TXTPTR),Y		: FETCH CHARACTER
BDD9	C930		CMP #0		: IS IT A NUMBER?
BDD8	9011		BCC H12		: NO! CALCULATE
BDDD	38		SEC		
BDD6	E930		SBC #0		: STRIP OFF ASCII
BDE0	C90A		CMP #30A		
BDE2	9002		BCC H11		
BDE4	E907		SBC #307		
BDE6	9DB5BE	H11	STA INBUF,X		: SAVE VALUE
BDE9	EB		INX		: BUMP COUNTERS
BDEA	C8		INY		
BDEE	4CD7BD		JMP H10		: AND LOOP
BDEE	CA	H12	DEX		: BUMP BACK ONE
BDEF	98		TYA		: X-FER # OF CHARS
BDF0	18		CLC		
BDF1	65C7		ADC TXTPTR		: AND UPDATE BASIC
BDF3	85C7		STA TXTPTR		
BDF5	BDB5BE		LDA INBUF,X		: LOAD ONE'S VALUE
BDF8	C90A		CMP #30A		: ADJUST FOR HEX
BDF9	3006		BMI H30		
BDFC	38		SEC		
BDFD	E90A		SBC #30A		
BDFE	18		CLC		
BE00	6910		ADC #310		
BE02	BDB0BE	H30	STA RESLO		: ALWAYS SAVE IT
BE05	E000		CPX #300		: ARE WE DONE?
BE07	F021		BEQ PR		: YES! BRANCH
BE09	CA		DEX		: NO, BUMP COUNTER
BE0A	A000		LDY #300		: INIZ COUNTER
BE0C	8E84BE		STX POINT		
BE0F	AEB4BE	H13	LDX POINT		: FETCH POINTER
BE12	BDB5BE		LDA INBUF,X		: GET CHAR FROM BUFFER



```

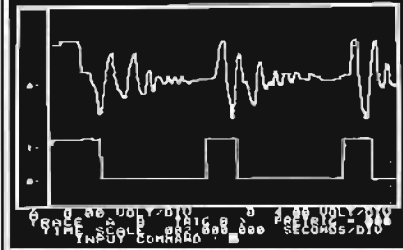
BE15 F007      BEQ H15      ; IF ZERO, SKIP IT
BE17 AA        TAX
BE18 203BBE   H14      JSR ADD      ; DO ADDUP ROUTINE
BE1B CA        DEX
BE1C DOFA     BNE H14
BE1E ADB4BE   H15      LDA POINT
BE21 F007      BEQ PR      ; BRANCH WHEN DONE
BE23 CEB4BE   DEC POINT  ; BUMP COUNTERS
BE24 C8        INY
BE27 4C0FBE   JMP H13      ; AND LOOP
BE2A ADB2BE   PR       LDA FIFTH   ; FETCH STH DIGET
BE2D F006     BEQ PR1    ; SKIP IF ZERO
BE2F 18        CLC
BE30 6930     ADC #30    ; ADJUST TO ASCII
BE32 204323   JSR CHR0UT ; AND PRINT IT
BE35 4CBABD   PR1      JMP PRINT   ; FINISH ELSEWHERE
BE38 FB        ADD      SED      ; WE'RE USING BCD HER
BE39 ADB0BE   LDA RESLO  ; FETCH LOW BYTE
BE3C 18        CLC
BE3D 79A2BE   ADC LOTBL,Y ; ADD FROM TABLE
BE40 8DB0BE   STA RESLO  ; SAVE RESULT
BE43 9003     BCC ADD1   ; ADJUST FOR OVRFLD
BE45 EEB1BE   INC RESHI
BE48 ADB1BE   ADD1     LDA RESHI  ; FETCH HIGH BYTE
BE4B 18        CLC      ; AND CONTINUE AS
BE4C 79A5BE   ADC HITBL,Y ; BEFORE
BE4F 8DB1BE   STA RESHI
BE52 9003     BCC ADD2
BE54 EEB2BE   INC FIFTH
BE57 D8        ADD2     CLD      ; RESET BCD FLAG
BE58 60        RTS      ; AND GO BACK
                ; ROUTINE TO DUMP SCREEN TO PRINTER
OOF1=         LOC=#F1
BE59 A901     P1       LDA #301   ; LOAD PRINTER DEVICE
BE5B 8D2223   STA B994   ; SAVE IN OUTPUT FLAG
BE5E A900     LDA #300   ; INIZ LOC TO SCREEN
BE60 B5F1     STA LOC   ; ADDRESS
BE62 A9D0     LDA #3D0
BE64 B5F2     STA LOC+1
BE66 A000     LDY #300   ; INIZ POINTER
BE68 B1F1     P2       LDA (LOC),Y ; FETCH CHARACTER
BE6A C920     CMP #*   ; CHECK FOR GRAPHICS
BE6C 1005     BPL P3    ; CHARACTERS
BE6E A920     LDA #*   ; AND PRINT A BLANK
BE70 4C7ABE   JMP P5     ; INSTEAD
BE73 18        P3      CLC
BE74 C97F     CMP #37F
BE76 3002     BMI P5
BE78 A920     LDA #*
BE7A 204323   P5      JSR CHR0UT ; PRINT!
BE7D C8        INY      ; BUMP POINTERS
BE7E C040     CPY #340
BE80 D0E6     BNE P2
BE82 A000     LDY #300
BE84 A5F1     LDA LOC
BE86 18        CLC
BE87 6940     ADC #340
BE89 B5F1     STA LOC
BE8B A5F2     LDA LOC+1
BE8D 6900     ADC #0
BE8F 85F2     STA LOC+1
BE91 206A2D   JSR CRLF  ; END OF LINE
BE94 A5F2     LDA LOC+1
BE96 C9DB     CMP #3DB
BE98 D0CE     BNE P2
BE9A A902     LDA #302  ; RESTORE OUTFLAG
BE9C 8D2223   STA B994
BE9F 4C39BC   JMP UPDATE ; AND GO BACK
BEA2 16        LOTBL  .BYTE $16,$56,$96
BEA3 56
BEA4 96
BEA5 00        HITBL  .BYTE $00,$02,$40
BEA6 02
BEA7 40
BEA8 10        TBL1   .BYTE $10,$E8,$64,$0A
BEA9 EB
BEAA 44
BEAB 0A
BEAC 27        TBL2   .BYTE $27,$03,$00,$00
BEAD 03
BEAE 00
BEAF 00
BEBO 00        RESLO  .BYTE $00
BEB1 00        RESHI  .BYTE $00
BEB2 00        FIFTH  .BYTE $00
BEB3 00        COUNT  .BYTE $00
BEB4 00        POINT  .BYTE $00
BEB5=         INBUF=*

```

MICRO

# APPLESCOPE

DIGITAL STORAGE OSCILLOSCOPE  
Interface for the Apple II Computer



The APPLESCOPE system combines two high speed analog to digital converters and a digital control board with the high resolution graphics capabilities of the Apple II computer to create a digital storage oscilloscope. Signal trace parameters are entered through the keyboard to operational software provided in PROM on the DI control board.

- DC to 3.5 Mhz sample rate with 1024 byte buffer memory
- Pretrigger Viewing
- Programmable Scale Select
- Continuous and Single Sweep Modes
- Single or Dual Channel Trace

Price for the two board AppleScope system is \$595  
EXTERNAL TRIGGER ADAPTER \$29

## APPLESCOPE ACCESSORIES

**APPLESCOPE-HR12** High resolution 12 bit analog to digital converter with sample rates to 100 KHz. Requires 48K Apple II with disk drive. Software provided on floppy disk includes basic SCOPE DRIVER package.

Price per channel \$695

**APPLESCOPE-HRHS** High Resolution AND High Speed. Circuit combines two 6 bit flash analog to digital converters to give a 10 bit dynamic range. The 10 bit converter resolution is maintained at sampling rates up to the 7 Mhz, maximum for signal slew rates less than 5 volts per microsecond. Larger inputs slew rates will reduce the converter resolution to 6 bits until the signal stabilizes within the .5 Volt per microsecond limit. Requires 48K Apple II with disk drive. Software provided on disk includes the basic SCOPE DRIVER package. Price per channel \$695

**APPLESCOPE-EXT** External trigger adapter has a switch selectable external trigger input to a BNC connector mounted in a rear slot of the Apple II computer. Price \$29.00

**APPLESCOPE-BNC** BNC adapter connects the Berg stick connectors on the A1 circuit card to male BNC plugs mounted in a rear slot of the Apple II computer.

Price \$14.95

**BUS EXTENDERS** Allow easy access to Apple II peripheral circuit cards. Price \$19.95

**SCOPE PROBES** Oscilloscope probes for use with the APPLESCOPE - BNC adapter. Price \$29.95

**SCOPE DRIVER** Advanced software for the AppleScope system provided on 5 1/4" floppy disk. Available options include:

- Signal Averaging - Acquires 1 to 255 signal sweeps and displays the averaged result.
- Digital Volt Meter - Allows use as a realtime DVM or use to measure points on an acquired sweep.
- Hard Copy - Uses graphics printer to produce hard-copy output of displayed traces.
- Disk Storage - Allows automatic storage and recover of acquired data on floppy disks.
- Spectrum Analyzer - Calculates and displays frequency spectrum of acquired data.

## BUS RIDER

### LOGIC ANALYZER for the APPLE II

The BUS RIDER circuit card silently rides the Apple II peripheral bus and allows real time tracking of program flow. Software provided on EPROM allows set up of trace parameters from the keyboard and read back of disassembled code after a program has been tracked.

- 32 bit by 1024 sample memory buffer
- Monitors Data and Address bus plus 8 external inputs
- Trigger on any 32 bit word or external trigger
- Pretrigger viewing

The BUS RIDER is an invaluable development tool for anyone working with Apple II or Apple II+ computers. Price \$295

RC ELECTRONICS INC.

7265 Tuolumne St., Goleta, CA 93117


V.5a

(805) 968-6614

M/C

# POOL 1.5

# ATARI OWNERS,



NOW YOU TOO  
CAN PLAY POOL 1.5  
ON YOUR ATARI  
48K DISK SYSTEM.


ALSO AVAILABLE FOR  
THE APPLE II 48K  
DISK SYSTEM.

PRICE: \$34.95

- High resolution graphics-  
Life like motion.
- Instant replay on any shot.
- Superfine aiming.
- Pool room sound effects
- Choice of 4 popular games

See your local  
computer dealer  
or order directly  
from IDSI.  
Specify ATARI  
or APPLE.

ATARI is the registered trademark of ATARI Inc.  
APPLE II is the registered trademark of  
APPLE Computer Inc.  
POOL 1.5 is trademark of IDSI.



**IDSI**

P.O. BOX 1658  
LAS CRUCES, NM  
88004  
PH. (505) 522-7373

# MICRO

## Microbes and Updates

Roland E. Guilbault of Atkinson, New Hampshire, sent this note:

"Sorting" by William R. Reese (MICRO 39:29) is just what I needed to implement a record cataloging program that I am designing. Although the article is good, the listings have many typographical errors. The corrected lines follow:

LOAD SINGLE.SORT1

```
105 V$(I) = "4": FOR J = 1 TO 8:
V$(I) = V$(I) + STR$(INT(10 *
RND(1))): NEXT J
```

```
112 REM SORT START HERE
```

```
115 V$(N + 1) = "999999999":
SS%(N + 1) = N + 1
```

```
180 Q = SK(ST):P = SK(ST - 1)
```

```
200 FOR I = 0 TO N: PRINT I: TAB(5);
SS%(I): TAB(10);V$(SS%(I)):
NEXT
```

```
1145 VI = SS%(P):VH$ = V$(VI):I =
P:J = K
```

LOAD DOUBLE.SORT

```
105 W$(I) = "4": FOR J = 1 TO
8:W$(I) = W$(I) + STR$(INT(10
* RND(1))): NEXT J
```

```
130 IF P > = Q THEN 170
```

```
200 FOR I = 0 TO N: PRINT I: TAB(5);
SS%(I): TAB(10);V$(SS%(I)): TAB(
20);W$(SS%(I)): NEXT
```

```
1160 J = J - 1: IF V$(SS%(J)) < VH$
THEN 1170
```

```
1161 IF V$(SS%(J)) > VH$ GOTO 1160
```

```
1162 IF W$(SS%(J)) < = W$(VI)
GOTO 1170
```

```
1171 IF V$(SS%(I)) < VH$ GOTO 1170
```

```
1190 GA = SS%(I):GB = SS%(J)
```

The program can be optimized by changing line 1190 and 1195 to the following:

```
1190 GA = SS%(I)
```

```
1195 SS%(I) = SS%(J): SS%(J) = GA
: GOTO 1160
```

Maurice Bernstein of Panorama City, California, wrote in with these modifications to "Othello" by Charles F. Taylor, Jr. (42:63):

Over the past couple of years I have found very few game programs modified for use with modems. I have not seen games for modem use in computer stores. Yet it is the very use of modem communication that could add another dimension to the recreational use of the microcomputer, expanding game competition to outside the household.

I have found that the game program "Othello" by Charles F. Taylor, Jr., in the November 1981 issue of MICRO, is a good example of a competitive Lo-Res game which can be easily modified for modem use.

The additions and minor modification noted below are based on the following assumptions:

1. Both Apple II computers using this Applesoft BASIC program have DOS.
2. Both computers use a Hayes Micro-modem II with the card in slot #3, and are at the outset established in terminal-terminal half-duplex mode.
3. Both computers have the modified "Othello" program loaded in memory and the players have agreed who will move first.

First, each player types a CTRL A, CTRL X sequence to leave the terminal mode. Then each player types 'RUN', and when prompted, types his turn number. The players type the legal coordinates, in turn, as if running the program without a modem. At the game's end, lines 750 and 760 from the original program prompt whether or not to play again. These can be left out.

These routines could be used for other games where the controlling characters would be string expressions of paddle values [e.g., STR\$(PDL(0))]. These values would transmit and then

recover the integer value on reception using the VAL command. If any random values are generated in the program, the random value as an ASCII character must come from one computer only and be transmitted to the other computer. Otherwise, you won't get synchronous graphics.

### OTHELLO by Charles F. Taylor

Modifications for modem use by Maurice Bernstein, M.D., December 1981.

INITIALIZE DOS COMMAND

Add line 152 D\$ = CHR\$(4)

INDICATE TURN SEQUENCE

Add line 792 PRINT " WHICH TURN DO YOU WANT? 1 OR 2": INPUT TURNS\$: IF TURNS\$ < > "1" AND TURNS\$ < > "2" THEN HOME: GOTO 792

FIND WHETHER TO TRANSMIT AND IF SO GO TO SUBROUTINE

Change line 1340 IF TURN = INT(VAL(TURNS\$)) THEN GOSUB 2000: GOTO 1350

RECEIVE ROUTINE

Add line 1345 PRINT D\$: "PR #0"

Add line 1346 PRINT D\$: "IN #3"

Add line 1348 INPUT MOVE\$

TRANSMIT SUBROUTINE

Add line 2000 PRINT D\$: "IN #0"

Add line 2002 INPUT MOVE\$

Add line 2010 PRINT D\$: "PR #3"

Add line 2020 PRINT MOVE\$

Add line 2030 PRINT D\$: "PR#0"

Add line 2040 RETURN

---


If you've discovered a microbe or developed an update, send your information to Microbes/Updates, MICRO, P.O. Box 6502, Chelmsford, MA 01824.

---

MICRO



# SPEED POWER EFFICIENCY



for **OSI**  
65D3 SYSTEMS

## **FBASIC:** BASIC Compiler \$155/\$10

- **FAST** efficient machine code written with the ease of BASIC.
- **SPEED**-optimized, native-code compiler.
- **INTEGER** subset of OSI-supplied BASIC.
- **DISK** based: No problem with size of source or object files.
- **EXTENSIONS** to BASIC:
  - Simple interface to system hardware and software.
  - Direct access to 6502 registers.
  - Array initialization.
  - Optional absolute array locations.
  - **WHILE** and other structures.
  - Simple technique for combining compiler and interpreter advantages.
- **FULL** system: utilities (plus source), manual, and many useful examples.

## **R-EDIT:** Edit any program or text with ease! \$40

- **FULL CURSOR** control. Edit anywhere on the screen.
- **INSERT**, replace, add, delete.
- **ONE KEY** stroke and you're editing.
- **BASIC**, assembler, etc. can all be edited without reloading editor.
- **RAM-resident**: Always ready!
- **SYSGEN** relocates R-EDIT and customizes.

## **SPUL-65:** Printer Spooler \$95/\$10 Virtual Indirect File

- **STOP WAITING** for your printer!
- **PROCESS** words, write programs...all while printing!
- **QUEUE** lets you pile on print jobs.
- **MULTIPLE COPIES** printed with top and bottom page margins.
- **SYSGEN** relocates SPUL65 and gives extensive customization.
- **INDIRECT FILE** commands produce disk files giving you:
  - A virtually unlimited temporary file.
  - A link between incompatible files; for example, use WP-2 for extensive BASIC editing.
  - Ability to merge multiple program segments.

## **XREF:** BASIC Cross Referencer \$25

- **TABULATES:**
  - Referenced line numbers.
  - Variable names (numeric, string, array).
  - Defined functions.
- **FAST** machine language program.
- **DISK** based: Handles large BASIC source files on any drive.

## **CP/M to OSI** Disk Translation

Frustrated by all those good CP/M disks that won't run on your OSI CP/M system? It's that special OSI disk format! And we can fix that. Just send us your disk, \$15, and you'll soon have an OSI compatible disk.



Data Resource Corporation  
Suite 204  
1040 Lunaai Street  
Kailua, HI 96734 (808) 261-2012

Manual orders applied to software purchases. Programs supplied on 8-in, single-density, single-sided disks. Hawaii residents add 4% tax.

# Microsoft BASIC-in-ROM Extensions

**PRINT AT and CALL functions are added to OSI BASIC-in-ROM using Ed Carlson's technique. Minor modifications may be made to apply these functions to other machines.**

Michael M. Mahoney  
4136 NE 14th Street  
Portland, Oregon 97211

This article is primarily intended for OSI BASIC-in-ROM systems such as the C2-4P, C4P or the C1P. However, with modifications the program should be adaptable to other Microsoft 6502 BASICs, such as PET BASIC or Applesoft. It can even be modified for use with OSI Disk BASIC.

The programs were written on an OSI C2-4P with 20K RAM, using BASIC-in-ROM and OSI's 65XX Assembler.

In the June 1980 issue of MICRO (25:15), Ed Carlson presented an article entitled "Put Your Hooks Into OSI BASIC" which explained a method of adding new commands (pseudo keywords) to OSI BASIC-in-ROM. His method consisted of altering the character parser, located in page zero, to recognize and process the additional commands. I thought Mr. Carlson's idea was excellent and searched the succeeding issues of MICRO, and other magazines, for additional articles or routines to use with his method. I never found one, so I wrote one myself.

This article adds two new pseudo keywords (PRINT AT and CALL) and fixes a minor problem I discovered in the original version. It also presents a more elegant solution to the dual keyword flag situation.

## How it Works

OSI BASIC-in-ROM, and most other Microsoft 6502 BASICs, contain a page zero resident subroutine used by all the other routines in BASIC to fetch characters, one at a time, from the BASIC statement being executed. This routine is called a character parser and is usually referred to as 'CHRGET'.

The procedure Mr. Carlson and I used alters this routine to jump to some code of our own. It will then recognize and execute the pseudo keywords.

The only tricky part is that because there are two modes of operation in BASIC, (Immediate and Run), Mr. Carlson uses two separate keyword flags to allow the pseudo keywords to be entered into the text workspace. A percent sign (%) and a pound sign (#) were chosen as the keyword flags. When entering a BASIC statement containing a pseudo keyword, you would type a percent sign, and to immediately execute one you would type a pound sign. This is somewhat awkward.

When the altered parser sees a pound sign, it executes the appropriate routine immediately. When it sees a percent sign, the parser routine changes it to a pound sign without execution, allowing the command to be placed into the text area. Then the next time the line is passed through the parser, it recognizes the pound sign and executes the pseudo keyword.

## The Problem

Since the parser changes the percent signs to pound signs, when SAVEing programs containing pseudo keywords to tape, the pound sign is the flag SAVED. So, when LOADING the program back from tape, the parser sees the pound sign and executes the pseudo keyword immediately instead of storing it in the text area.

Depending on the pseudo keyword encountered, this may cause the computer to "hang" or miss several characters or lines of your program. Luckily, there are several methods to consider for preventing this. You can:

1. always LOAD your programs before LOADING and implementing the extensions;
2. check the LOAD FLAG (\$0203) and execute pseudo keywords only when the LOAD flag is "OFF";
3. add special pseudo keywords to disable and enable the extensions;
4. add a special flag that can be set or reset from BASIC to control whether or not execution should be permitted.

Option 1 is not very practical since it would require resetting the computer and reLOADing the extensions every time you wished to run a different program.

Option 2 would work, except when the program LOADs data from tape. Any pseudo keywords between turning on and turning off LOAD not only would not execute, but would cause a syntax error.

Option 3 is a workable solution, but it would take a relatively large amount of code to implement.

This leaves Option 4 — the use of a flag — which is the method I chose. It has the advantage of requiring little extra code, and provides an easy way to enable or disable the extensions from BASIC.

By simply entering

```
POKE 250,1 < RETURN >
```

in the immediate mode, the extensions are disabled. And by entering

POKE 250,0 < RETURN >

they are enabled.

Using a flag also relieves you of the necessity of having two different keyword flags, thus saving some code and removing the awkwardness of remembering which flag to use. Now to enter pseudo keywords either from the keyboard or tape, you must first disable the extensions by POKEing the flag to "1". To RUN a program or to do an immediate mode pseudo keyword, you must enable the extensions by POKEing the flag to zero. I usually place the appropriate POKes at the beginning and end of my programs containing pseudo keywords.

### The CALL Pseudo Keyword

The "CALL" command is identical in function to the USR(X) command, as it is used to transfer control to a machine language routine and then return to BASIC at the next statement. To use the USR function you first need to set the USR vector at 11 and 12 decimal (\$0B and \$0C) to point to the entry point of the machine language routine before performing the USR. This results in a line of code such as

POKE 11,0:POKE 12,253:X = USR(X)

To do this, you must convert the address from hex to decimal, then convert it to the standard 6502 two-byte low, high format in decimal so that it can be POKed in BASIC.

I created the CALL command to perform all that for me. With the CALL, a hexadecimal literal, a decimal address literal, or a numeric variable containing a decimal address, can be used as the argument. (Sorry, hexadecimal addresses cannot be assigned using a string variable.)

The format for the CALL command is

#U ADDRESS

The # is the pseudo keyword flag, the U is the CALL pseudo keyword, and ADDRESS is the entry point address of the machine language routine. ADDRESS may be a decimal number such as 64783, a numeric variable name such as N, a hexadecimal literal such as \$FD00, or any valid numeric expression such as A(J + 2) or 3\*J.

Note that when using the hexadecimal notation option, the address must be preceded by a dollar sign (\$).

#### Listing 1: CALL Command Examples

100 REM	CALL COMMAND EXAMPLES
110 :	
120 POKE 250,0	: REM ENABLE EXTENSIONS
130 :	
140 X=64768:X(1)=X:X(2)=X-768	
150 :	
160 #U \$FD00	: REM - HEXADECIMAL LITERAL
170 #U 64768	: REM - DECIMAL LITERAL
180 #U X	: REM - DECIMAL VARIABLE
190 #U X(1)	: REM - DECIMAL ARRAY ELEMENT
200 #U X(2)+768	: REM - DECIMAL EXPRESSION
210 :	
220 POKE 250,1	: END

# EDITRIX + GRAPHTRIX

## EDITRIX + GRAPHTRIX = THE MOST POWERFUL WORD PROCESSOR THIS SIDE OF A NEWSPAPER COMPOSITION ROOM

<p style="text-align: center;"><b>EDITRIX™</b> <b>TEXT EDITOR</b></p> <p><b>EASY TO USE</b></p> <ul style="list-style-type: none"> <li>• HELP! Key</li> <li>• Friendly, COMPLETE instructions that you or your secretary can understand.</li> <li>• Easy to remember 1 or 2 keystroke commands.</li> <li>• See your document formatted on the screen AS YOU EDIT IT.</li> </ul> <p><b>POWERFUL</b></p> <ul style="list-style-type: none"> <li>• 250 Column Horizontal Scrolling.</li> <li>• Automatic Graphic Insertion and Formatting.</li> <li>• Automatic Footnote Insertion.</li> <li>• Underline - Superscript - Subscript - Search - Replace - Block Move.</li> <li>• Full Printsize, Emphasis, Justify, Margin and Cursor Control.</li> </ul> <p><b>FLEXIBLE</b></p> <ul style="list-style-type: none"> <li>• Capital letters with ESC or Shift Key modification.</li> <li>• To be supported by Data Transforms new headline generator coming soon.</li> <li>• Printout through GRAPHTRIX to 11 different Printers WITHOUT CHANGING YOUR TEXT FILE!</li> </ul> <p><b>REQUIRES:</b> Apple II with 48K, Applesoft in ROM, DOS 3.3 and the GRAPHTRIX Matrix Graphics System</p>	<p style="text-align: center;"><b>GRAPHTRIX™</b> <b>TEXT PRINTER AND GRAPHICS SCREEN DUMP</b></p> <p><b>EASY TO USE</b></p> <ul style="list-style-type: none"> <li>• Complete READABLE documentation.</li> <li>• Fully Menu Driven.</li> <li>• Self-running Introduction and Demonstration.</li> </ul> <p><b>POWERFUL</b></p> <ul style="list-style-type: none"> <li>• Graphic Magnification, Normal/Inverse, Page Centering, Hi and Low Crop Marks, Title String.</li> <li>• Automatic Formatting of Graphics in your Document.</li> <li>• Print Size, Emphasis, Underline, Superscript, Footnotes, Chapters, controlled from your text file.</li> </ul> <p><b>FLEXIBLE</b></p> <ul style="list-style-type: none"> <li>• Prints ANY HI-RES Graphic your Apple II can create.</li> <li>• Formats Text files from Applewriter OR EDITRIX.</li> <li>• Use as a Menu Driven Screen Dump OR from in YOUR OWN Applesoft Program.</li> <li>• Compatible with 11 different Matrix Line Printers AND 7 different Parallel Interface Cards.</li> </ul> <p><b>REQUIRES:</b> Apple II with 48K, Applesoft in ROM, DOS 3.3 and one of the following line printers: EPSON MX-70/MX-80/MX-100, ANADIX 9500/9501, IDS 440G/445G/460G/560G, CENTRONICS 739, MPI 88G. SILENTYPE</p>
---	--

FROM DATA TRANSFORMS, INC., THE GRAPHICS LEADER

EDITRIX and GRAPHTRIX are the trademarks of Data Transforms, Inc. and the registered service mark of Apple Computer, Inc. Apple II and Applewriter are trademarks of Apple Computer, Inc. © Copyright 1981 Data Transforms, Inc. 9365 Fifth Ave. Denver, CO 80212 (303) 733-6774. All Rights Reserved.



**Listing 2: PRINT AT Command**

```

300 REM PRINT AT COMMAND
310 :
320 REM INPUT AT WITH SIZE OPTION
330 :
340 CUR$=CHR$(161) : REM CURSOR CHARACTER
350 PROMPT$="What is your name ?" : SIZE = 30
360 :
370 POKE 250,0 : REM -- ENABLE EXTENSIONS
380 :
390 #C : REM CLEAR SCREEN
400 #P(12,5) PROMPT$ : REM --PRINT PROMPT
410 I=1:NAME$=""
420 :
430 #P(12,25+I) CUR$ : REM--PRINT CURSOR CHAR
440 #U $FDOO : REM--POLL KEYBOARD
450 X=PEEK(531):X$=CHR$(X) : REM--GET KEY PRESSED
460 :
470 IF X<>13 THEN 490
480 #P(12,25+I) " ":GOTO 550 : REM--ERASE CURSOR
490 IF X<32 OR X>122 THEN 430 : REM IGNORE INVALID CHARS
500 :
510 #P(12,25+I) X$ : REM PRINT CHARACTER
520 NAME$=NAME$+X$ : REM CONCATENATE NAME
530 I=I+1 : IF I<SIZE THEN 430 : REM CHECK FOR SIZEERROR
540 :
550 NAME$="HELLO THERE "+NAME$+"!"
560 #P(20,5) NAME$
570 :
580 POKE 250,1 : END
    
```

**Listing 3**

```

; BASIC EXTENSIONS VER 1.3 APR 1981
;
; BY MICHAEL M. MAHONEY
;
; ADAPTED FROM 'PUT YOUR HOOKS INTO OSII BASIC'
; BY ED CARLSON IN MICRO #25:15
;
; PROCEDURE AND CLEAR SCREEN BY ED CARLSON
;
; CALL & PRINT AT COMMANDS, AND
; ENABLE/DISABLE FLAG BY MIKE MAHONEY
;
; EQUATES
;
; PARSER = %00BC ; GETCHR ROUTINE
; GETCUR = %00C2 ; ENTRY - GET CURRENT CHAR
; POINTR = %00C3 ; CODE POINTER FOR PARSER
;
; PAGE ZERO LOCATIONS USED BY EXTENSIONS
;
; ROLBYT = %E7 ; USED FOR BIN CONVERS
; D.FLAG = %FA ; DISABLE FLAG (250 DECIMAL)
; TEMP2 = %FC
; TEMP1 = %FE
;
; BASIC ROUTINES AND POINTERS
;
; VARTYP = %3F ; VAR TYPE FLAG (>%7F = STRING)
; STRPTR = %71 ; BASIC STRING PTR
; ERRPTR = %A256 ; PRINT ERROR MESSAGE
; EXPR.1 = %AAAD ; EVAL EXPRESS WITH TM CHECK
; EXPR.2 = %AAC1 ; EVAL EXPRESS - NO TM CHECK
; RPAREN = %ABFB ; SN ERR IF NOT ')'
; LPAREN = %ABFE ; SN ERR IF NOT '('
; COMMA = %AC01 ; SN ERR IF NOT ','
; SETSTR = %BOAE ; SCAN & SETUP STRING
; SETPTR = %B2B6 ; GET PTRS AND LEN OF STRING
; EXPR.8 = %B3AE ; 8 BIT EXPRESS EVALUATION
; FIX = %B40B ; CONVERT FL ACC TO FIXED
; FP.STR = %B96E ; CONVERT FL ACCUN TO STRING
;
; LEGAL = %FE93 ; CHK FOR LEGAL ASCII HEX
;
    
```

(Continued)

# Olympic Sales Company

SERVING YOU SINCE 1947

Main Showroom & Offices:  
216 South Oxford Avenue  
Los Angeles, CA 90004

WE HONOR VISA and MASTERCHARGE

TELEX: 67 34 77  
ORDER DESKS open 7 Days a Week!  
7:00 AM to 7:00 PM Mon thru Sat  
Sunday Noon to 5:00 PM  
Order Desks: (213) 739-1130  
TOLL-FREE (outside Calif.) TOLL-FREE (within Calif.)  
800-421-8045 800-252-2153

**NO ONE UNDERSELLS OLYMPIC SALES**

Write & request our new 112 pg catalog-please include \$1.00 to defray postage & handling-includes many more items from TV's to Watches!

All goods subject to availability, this ad supersedes all previous ads. We are not responsible for typographical errors, we will meet or beat any advertised prices if the competition has the goods on hand. Minimum shipping and handling \$4.95. All orders subject to verification and acceptance.



We are an authorized servicing Apple dealer for Apple II & III. Immediate delivery on all models—we carry an enormous inventory of Apple products at all times!

**Immediate delivery**  
NEW, IMPROVED APPLE III 128K VERSION

Large Inventory of:  
Disk with controller DOS 3.3  
Second Disk Drives  
Pascal—Fortran—Cabal languages  
Qow Jones & Quate reporter  
Graphics Tablets  
Visicals for Apple II & III  
Smartmodem 80 column card  
Micromodem II by DC Hayes  
and more.

ATTENTION: Immediate delivery  
WE ALSO CARRY SOFTWARE!  
Personal Software  
Peach Tree Software  
Microsoft  
Micropro  
Innovative  
American System Plus  
and more.

**NOW IN STOCK!**



**HEWLETT PACKARD**  
2 NEW DELUXE CALCS FROM HPI!  
Slim, shirt-pocket styling

**NEW! HP-11C** Your Cost: \$114.95  
Advanced Programmable Scientific LCD Retail \$130.00

**NEW! HP-12C** Your Cost: \$129.95  
Advanced Programmable Financial LCD Retail \$150.00

HP-125 New Microcomputer Retail Your Cost  
64K CPU/Terminal/Keyboard 3750.00 3195.00

HP-45 Microcomputer—built-in printer/monitor 3750.00 2499.00

HP-83 Microcomputer—built-in monitor 7750.00 1799.00

HP-2615B Printer, dot mtrix look for optional 3750.00 2199.00

HP-82905A 80 col printer, dot matrix 945.00 754.00

HP-2601A Letter quality printer, daisy wheel 3495.00

HP-82901M Dual master (256KB disk drive) 2500.00 1899.00  
Call us for the lowest prices on 7 disk drives Call us

HP-41CV New! 22K bytes of memory 325.00 256.00  
Card Reader for 41CV 215.00 171.00  
Printer for 41CV 385.00 294.00  
Quad Ram 95.00 84.95  
Optical Wand for 41CV 125.00 99.95  
HP-41C Calculator 250.00 189.95  
Memory mod for 41C 26.95  
HP-97 Programmable printer 350.00 579.95  
HP-34C Programmable scientific 150.00 117.95  
HP-38C Programmable business R/E 150.00 119.99

We have the complete line of accessories, etc.

**XEROX**  
Model 820-1 (5K") 8" \$3750.00  
**64K COMPUTER & WORD PROCESSOR**  
AS LOW AS \$2995.00  
Special discounts available to Schools & Institutions—Inquire! (Requires software add'l)

NEW-FAMOUS DORVUS DISK DRIVES—5, 10, 20 MEGABYTES with fantastic new OMNINET Network  
Call us for the best prices in the USA! System

**Texas Instruments**  
Home Computer

New—1982 Model with full typewriter-style keyboard, U/L case & more!  
New KEYBOARD \$369.95  
Retail Your Cost \$550.00 \$389.95

10" color monitor for 99/4 650.00 319.95  
32K Exp mem module 399.95 314.95  
Extended Base, w/ MUST for 32K module 100.00 75.00

Speech synthesizer: 150.00 129.95

We carry a large inventory of software & accessories. Your Cost

T1-302 xCS Six Slide NEW 18.95  
T1-355PL LCD SCIENTIFIC 22.50  
T1-40 LCD Sci/NEW 28.95  
T1-57 Prog Scientific 35.95  
T1-58C 480 Step, Prog 89.95  
T1-59 960 Step, Prog. 179.95  
PC 100C Print/Plot 149.95  
LCD Programmer/NEW 59.95

**ATARI Computer** Retail Your Cost  
400 SPECIAL PRICE! 16K 595.00 339.95  
No language inc., opt'l basic, \$4.95  
800 16K Computer 1080.00 759.95

SPECIAL!  
ATARI 800 48K Computer 1250.00 869.95

**OHIO SCIENTIFIC**  
C8PDF—48K Retail: \$3495.00 Y/C: \$3195.00  
● Dual 8" Drives ● 64 col x 32 lms/color  
● 7 MIPS FAST! ● Many more std features  
Fortran & Pascal available  
Many other OS products at discounted prices

**AMDEK (Leedex) High Quality Monitors**

100	12" B/W, 12 MHz	179.00	139.95
100-G	12" Green, 12 MHz	199.00	174.95
300-G	12" Green, 18 MHz	249.00	199.95
Color I	13" Color, NTSC comp. input, 449.00	339.95	
Color II	13" Color, RGB input, hi res graphics, speaker	999.00	699.95

● HAZELTINE Video Display Terminals  
● SHUGART Disk Drives  
● DEC VT100 & VT103  
Call us for your DISCOUNTED price TODAY!

NEW! From TI—Series 10 Personal Information Terminal Retail 995.00 Your Cost 795.00

**PRINTERS**

	Retail	Your Cost
● DIABLO (Letter Quality)		
630 R102 bi-directional/tractors	2965.00	2699.00
1640K109 keyboard, tractors	3072.00	2899.95
630 RD Receive only	2710.00	2499.95
1650K136 keyboard/tractors	3270.00	2999.95
● CENTRONICS dot matrix		
700-9 Parallel, heavy duty	1460.00	1199.95
704-9 Serial, heavy duty	1795.00	1599.95
737-1 Parallel	995.00	799.95
737-3 Serial	1045.00	899.95
704-11 Parallel	1870.00	1695.00
P-1 Electrostatic	495.00	189.95
● PAPER TIGER		
460	985.00	895.00
460G graphics	1094.00	999.95
560	1295.00	1099.00
560G graphics	1394.00	1195.00
445	795.00	695.00
445G	894.00	795.00

**EPSON PRINTERS** Retail Your Cost

MX80	645.00	539.95
Optional Graftrax Chip 60		95.00
MX80 FT	745.00	659.95
MX80 + GRAFTRAX 80	695.00	579.95
MX80 FT + GRAFTRAX 80	795.00	689.95
MX100	995.00	789.95

**WE ALSO HAVE** Retail Your Cost

● NOVIATION Modems

CAT	199.95	159.95
D-CAT	199.95	159.95
APPLE-CAT Direct connect	349.95	314.95

**SANYO MONITORS High resolution**

13" Color (new) high quality	550.00	419.95
12" Green phosphorous	360.00	259.95
12" Black & white	340.00	239.95
9" Black & white (the best seller)	310.00	259.95
9" Black & white (the best seller)	235.00	169.95

Otherwise the CALL routine will evaluate the address as either a numeric literal or variable, or report a syntax error. Also, the hex address must be four valid ASCII hex characters, so remember to pad with leading zeros when necessary. Otherwise you'll get a syntax error.

Listing 1 gives some examples of valid CALL command formats.

### The PRINT AT Pseudo Keyword

"PRINT AT" allows you to specify exactly where on the screen to print any single value, without disturbing other areas, and without scrolling the screen. This is highly desirable, especially in any type of data processing input procedure, since formatted screens are possible. In games you can use PRINT AT to maneuver pre-defined figures around the screen easily and rapidly. Or, coupled with the CALL command, an INPUT AT with size option can be simulated as in listing 2.

The format for the PRINT AT command is

```
#P (L,C) VALUE
```

#P is the PRINT AT pseudo keyword, L is the line number of the screen (0 to 31), C is the column number (0 to 63), and VALUE is the value to print.

Both L and C may be numeric literals, numeric variables, or any valid numeric expression, within the specified ranges for each. VALUE may be any single numeric literal, string literal, numeric variable, string variable or valid numeric or string expression. Parentheses must surround the line and column specifications, and they must be separated by a comma. All spaces shown are optional; there may be more if desired.

Listing 2 shows examples of a number of valid PRINT AT formats as they might appear in a program.

### The Program

The assembly language program is shown in listing 3. I'd like to point out that in addition to the PRINT AT and CALL discussed here, there is also a "CLEAR SCREEN" command (#C) available. Also, please note that I have

Listing 3 (Continued)

```

* = #1ED0
;
; ALTERS THE PARSER TO JUMP TO
; THE NEW ROUTINE
;
500 1ED0 A94C ENTRY LDA #04C ; 'JMP'
510 1ED2 B5BC STA PARBER
520 1ED4 B5FB STA #00FB ; FOR 'CALL'
530 1ED6 A9EB LDA #STARLO ; ADDR LO OF NEW RTNE
540 1ED8 B5BD STA PARBER+1
550 1EDA A91E LDA #STARHI ; ADDR HI OF NEW RTNE
560 1EDC B5BE STA PARBER+2
570 1EDE A9EA LDA #0EA ; 'NOP'
580 1EE0 B5BF STA PARBER+3
590 1EE2 B5C0 STA PARBER+4
600 1EE4 B5C1 STA PARBER+5
;
610 1EE6 ; LDA #00
620 1EE8 A900 STA D.FLAG
630 1EEB B5FA ;
640 1EEA ; RTB ; BACK TO BASIC
650 1EEA 60 ;
660 1EEB ;
670 1EEB ; MAIN ROUTINE
680 1EEB ;
690 1EEB E6C3 B*ART INC POINTR ; INCREMENT CODE POINTER
700 1EEB D002 BNE MAIN.1
710 1EEF E6C4 INC POINTR+1
720 1EF1 ;
730 1EF1 A5FA MAIN.1 LDA D.FLAG ; EXTENSIONS DISABLED?
740 1EF3 D00B BNE MAIN.X ; YES SO SKIP CHECK
750 1EF5 ;
760 1EF5 A000 LDY #00
770 1EF7 B1C3 LDA (POINTR),Y ; GET CHARACTER
780 1EF9 C923 CMP #'# ; IS IT A POUND SIGN?
790 1EFB F003 BEQ EXTEND
800 1EFD ;
810 1EFD 4CC200 MAIN.X JMP GETCUR ; BACK TO PARSER
820 1F00 ;
830 1F00 STARHI = START/256
840 1F00 TMP = STARHI*256
850 1F00 STARLO = START-TMP
860 1F00 ;
870 1F00 ; PSEUDO-KEYWORD DECODING
880 1F00 ;
890 1F00 20BC00 EXTEND JSR PARBER ; GET NEXT CHAR
900 1F03 A000 LDY #00
910 1F05 A2FF LDX #0FF
920 1F07 EB X.LOOP INX
930 1F08 BD1E1F LDA EXTBL,X ; GET PSEUDO-KEYWORD
940 1F0B F0F0 BEQ MAIN.X ; END TBL SO EXIT
950 1F0D D1C3 CMP (POINTR),Y ; CMP TO CHAR IN STMT
960 1F0F D0F6 BNE X.LOOP ; CHECK NEXT KEYWORD
970 1F11 ;
980 1F11 ; FOUND A MATCH SO GET ADDR
990 1F11 ;
1000 1F11 BD261F LDA ADRLO,X ; TRANSFER ADDRESS OF
1010 1F14 B5FC STA TEMP2 ; OF KEYWORD RTNE
1020 1F16 BD221F LDA ADRHI,X ; TO PG ZERO LOCATION
1030 1F19 B5FD STA TEMP2+1 ; FOR JUMP
1040 1F1B ;
1050 1F1B 6CFC00 JMP (TEMP2) ; GOTO KEYWORD RTNE
1060 1F1E ;
1070 1F1E ; PSEUDO-KEYWORD AND ADDRESS TABLES
1080 1F1E ;
1090 1F1E ; VALID SINGLE CHAR 'KEYWORDS'
1100 1F1E ; END TABLE WITH NULL (#00)
1110 1F1E ;
1120 1F1E 43 EXTBL .BYTE 'CPU',#00
1120 1F1F 50 ;
1120 1F20 55 ;
1120 1F21 00 ;
1130 1F22 ;
1140 1F22 ; HIGH BYTE OF ROUTINE'S ENTRY ADDRESS
1150 1F22 ; END WITH NULL (#00)
1160 1F22 ;
1170 1F22 1F ADRHI .BYTE C.HI,P.HI,U.HI
1170 1F23 1F ;
1170 1F24 1F ;
1180 1F25 00 .BYTE #00
1190 1F26 ;
1200 1F26 ; LOW BYTE OF ROUTINE'S ADDRESS
1210 1F26 ; END WITH NULL (#00)
1220 1F26 ;
1230 1F26 2A ADRLO .BYTE C.LO,P.LO,U.LO
1230 1F27 43 ;

```

Listing 3 (Continued)

```

1230 1F28 AB
1240 1F29 00          .BYTE #00
1250 1F2A          ;
1260 1F2A          ; SCREEN CLEAR ROUTINE
1270 1F2A          ;
1280 1F2A A208      C.RTNE LDX #00B      ; # PAGES (#04 FOR C1P)
1290 1F2C A9D0      LDA #0D0      ; SET POINTER TO START
1300 1F2E 85FD      STA TEMP2+1    ; OF SCREEN
1310 1F30 A000      LDY #000
1320 1F32 B4FC      STY TEMP2
1330 1F34 A920      LDA #020      ; SPACE CHARACTER
1340 1F36 91FC      C.LOOP BTA (TEMP2),Y ; BLANK LOC ON SCREEN
1350 1F38 CB        INY
1360 1F39 D0FB      BNE C.LOOP
1370 1F3B E6FD      INC TEMP2+1
1380 1F3D CA        DEX
1390 1F3E D0F6      BNE C.LOOP      ; CHECK IF DONE
1400 1F40          ;
1410 1F40 4C8C00    JMP PARBER      ; BACK TO BASIC
1420 1F43          ;
1430 1F43          C.HI      = C.RTNE/256
1440 1F43          TMP       = C.HI#256
1450 1F43          C.LO      = C.RTNE-TMP
1460 1F43          ;
1470 1F43          ; PRINT AT ROUTINE
1480 1F43          ;
1490 1F43 A9D0      P.RTNE LDA #0D0      ; SET UP PTR TO LINE #0
1500 1F45 85FD      STA TEMP2+1    ; #D000
1510 1F47 A900      LDA #000
1520 1F49 85FC      STA TEMP2
1530 1F4B          ;
1540 1F4B 20BC00    JSR PARBER      ; GET NEXT CHAR
1550 1F4E 20FEAB    JSR LPAREN      ; CHECK FOR OPEN PAREN
1560 1F51 20AEB3    JSR EXPR.8      ; GET 8 BIT ARG IN X
1570 1F54 E020      CPX #020      ; CHECK LINE # <=31
1580 1F56 B01B      BCS FN.ERR      ; NO- SO CAUSE FN ERROR
1590 1F58          ;
1600 1F58 EB        INX
1610 1F59 CA        INCLIN DEX          ; INCREMENT PTR TO START
1620 1F5A F00D      BEQ GETCOL      ; OF CORRECT LINE
1630 1F5C 18        CLC
1640 1F5D A940      LDA #040      ; LINE SIZE (#20 FOR C1P)
1650 1F5F 65FC      ADC TEMP2
1660 1F61 B5FC      STA TEMP2      ; INCREMNT PTR BY ONE LINE
1670 1F63 90F4      BCC INCLIN
1680 1F65 E6FD      INC TEMP2+1
1690 1F67 D0F0      BNE INCLIN      ; FORCED BRANCH
1700 1F69          ;
1710 1F69 2001AC    GETCOL JSR COMMA      ; CHECK FOR COMMA
1720 1F6C 20AEB3    JSR EXPR.8      ; GET 8 BIT ARG IN X
1730 1F6F E040      CPX #040      ; CHECK COL <=63 (#20 FOR C1P)
1740 1F71 9005      BCC COLOK      ; IT'S OK
1750 1F73          ;
1760 1F73 A208      FN.ERR LDX #00B ; FN MESSAGE OFFSET
1770 1F75 4C56A2    JMP ERRPRT      ; ERROR PRINTER
1780 1F78          ;
1790 1F78 8A        COLOK TXA
1800 1F79 18        CLC
1810 1F7A 65FC      ADC TEMP2      ; ADD COLUMN TO PTR
1820 1F7C 85FC      STA TEMP2
1830 1F7E 9002      BCC GETARG
1840 1F80 E6FD      INC TEMP2+1
1850 1F82          ;
1860 1F82 20FBAB    GETARG JSR RPAREN ; CHECK FOR CLOSE PAREN
1870 1F85          ;
1880 1F85          ; NOW GET VALUE TO PRINT
1890 1F85          ;
1900 1F85 20C1AA    VARNAM JSR EXPR.2 ; EXPRESBION HANDLER NO TM
1910 1F88 245F      BIT VARTYP ; STRING OR NUMERIC ?
1920 1F8A 3006      BMI STRING
1930 1F8C          ;
1940 1F8C 206EB9    NUMERC JSR FP.STR ; CONVERT TO ASCII STRING
1950 1F8F 20AEB0    JSR SETSTR ; SCAN AND SETUP STRING
1960 1F92          ;
1970 1F92 2086B2    STRING JSR SETPTR ; SET POINTERS & GET LENGTH
1980 1F95 AA        TAX          ; PUT LENGTH OF STRING IN X
1990 1F96 A000      LDY #000
2000 1F98 EB        INX
2010 1F99          ;
2020 1F99          ; NOW PRINT TO SCREEN
2030 1F99          ;
2040 1F99 CA        PRINT DEX
2050 1F9A F00C      BEQ P.EXIT      ; DONE WITH PRINTING
2060 1F9C B171      LDA (STRPTR),Y ; GET CHAR TO PRINT
2070 1F9E C90D      CMP #0D         ; IGNORE CARRIAGE RETURNS
2080 1FA0 F0F7      BEQ PRINT

```

(Continued)

made extensive use of existing routines in ROM BASIC, especially in the PRINT AT routine, and have tried to identify their functions in the listing. If you want to modify the program for other versions of Microsoft BASIC, you will need to replace these addresses with the corresponding ones for your machines.

Because the program is designed with no self-modifying sections, I can place it in ROM eventually. To accomplish this, certain page zero locations were used. These locations are not normally used by OSI ROM BASIC, but may be used on other machines. The locations used are \$E7, and \$FA through \$FF.

Listing 4 contains a BASIC program that will load the extensions into the top of any size memory machine. It will also configure itself for either C1 or C2, alter the character parser, and set the ENABLE/DISABLE flag to 0 (the extensions are ENABLED). In addition, it will lower the top of memory, and then NEW itself.

## OHIO SCIENTIFIC

**THE WIZARD'S CITY** — search for gold in the dungeons beneath the Wizard's city or in the surrounding forest. A dynamic adventure allowing progress in strength and experience. All OSI — cassette \$12.95, disk \$15.95.

**OSI HARDWARE 15% OFF RETAIL PRICES!**

**GALACTIC EMPIRE** — a strategy game of interstellar conquest and negotiation. Compete to discover, conquer, and rule an empire with the computer or 1-2 other players. C4P, C8P cassette \$12.95, disk \$15.95.

**AIR TRAFFIC ADVENTURE** — a real time air traffic simulation. C4P, C8P disks \$15.95. Plus S-FORTH, PACKMAN, CRAZY BOMBER, ADVENTURE, TOUCH TYPING, INTELLIGENT TERMINAL and more. Send for our free catalog including photos and complete descriptions.

(312) 259-3150

Aurora Software Associates

37 S. Mitchell  
Arlington Heights  
Illinois 60005





Listing 3 (Continued)

**KIM \* SYM \* AIM USERS**  
**SALES SUPPORT**  
**HDE DISK SYSTEMS**

NEW! ADC-818-16 ANALOG-TO-DIGITAL CONVERTER WITH 16 CHANNEL ANALOG INPUTS!  
 \*KIM-4 BUS COMPATIBLE  
 \*8-BIT CONVERSION  
 \*80 USEC CONVERSION  
 \*BUILT ON 4-1/2 x 6 CARD  
 \*MUX-OUT AVAIL FOR ANALOG SIG CONDITIONING  
 \*BUY BUILT AND TESTED OR SAVE \$\$ AND BUY KIT  
 \*COMPLETE W/MANUAL AND CIRCUITS

ADC-818-16 (BUILT & TESTED) \$295.00  
 ADC-818-16KW (KIT W/WIRE WRAP SOCKETS) \$159.00  
 ADC-818-16KS (KIT W/SOLDER SOCKETS) \$159.00

**SOFTWARE FOR ALL FODS BASED SYSTEMS:**

MAIL MANAGER PRICE: \$ 49.95  
 SOFTWARE FOR HDE BASIC: PRICE: \$ 99.95  
 MINI-MONEY MANAGER PRICE: \$ 79.95  
 MEMO-WRITER PRICE: \$ 349.95  
 PAYROLL OFFICE PRICE: \$ 249.95  
 TAX ADVISOR PRICE: \$ 49.95  
 CLASS RECORD PRICE: \$ 24.95  
 STATISTICAL PACKAGE PRICE: \$ 24.95

PLEASE WRITE FOR COMPLETE DESCRIPTION

**MORE SPECIALS:**  
 \*CENTRONICS 739-1 PRINTER REG. \$995/  
 NOW \$639.95  
 \*CENTRONICS 704 PRINTER REG. \$2495/  
 NOW \$1695.00  
 \*27.16's - 10.95@/3 FOR 9.95@/10 FOR 8.80@

**DEALER INQUIRIES INVITED**  
 ADD \$3.00 FOR SHIPPING ON ORDERS UNDER \$100. FREE SHIPPING ON ORDERS OVER \$100.  
 NEW YORK RESIDENTS ADD 7% SALES TAX.

**WESTERN NEW YORK MICROCOMPUTER INC.**

P.O. BOX 84  
 EAST AMHERST, NY 14051  
 716/689-7344

```

2090 1FA2 91FC          STA (TEMP2),Y ; PUT IT ON SCREEN
2100 1FA4 C8           INY
2110 1FA5 4C991F       JMP PRINT      ; BACK FOR NEXT CHAR
2120 1FAB              ;
2130 1FAB 4CC200       P.EXIT JMP GETCUR ; EXIT TO BASIC
2140 1FAB              ;
2150 1FAB              P.HI = P.RTNE/256
2160 1FAB              TMP = P.HI*256
2170 1FAB              P.LD = P.RTNE-TMP
2180 1FAB              ;
2190 1FAB              ; CALL ROUTINE
2200 1FAB              ;
2210 1FAB 20BC00       U.RTNE JSR PARBER ; GET NEXT CHAR
2220 1FAE C924         CMP #'0        ; HEX ADDRESS ?
2230 1FB0 F014         BEQ HEXADR
2240 1FB2              ;
2250 1FB2 20ADAA       DECADR JSR EXPR.1  ; 16 BIT EXPR - TM CHECK
2260 1FB5 200BB4       JSR FIX        ; CONVERT FL ACCUM TO FIX
2270 1FBB A511         LDA #11        ; TRANSFER ADDRESS TO
2280 1FBA B5FC         STA TEMP2      ; PG ZERO TEMPORARY LOC
2290 1FBC A512         LDA #12
2300 1FBE B5FD         STA TEMP2+1
2310 1FC0 20FB00       JSR #00FB     ; DO 'CALL'
2320 1FC3              ;
2330 1FC3 4CC200       JMP GETCUR     ; BACK TO BASIC FOR DECIMAL
2340 1FC6              ;
2350 1FC6 20D61F       HEXADR JSR HEXIN ; GET BYTES 1&2-CONVERT
2360 1FC9 B5FD         STA TEMP2+1   ; TO BINARY - PUT IN TEMP HI
2370 1FCB 20D61F       JSR HEXIN     ; GET BYTE 3&4-CONVERT TO
2380 1FCE B5FC         STA TEMP2     ; BINARY - PUT IN TEMP LO
2390 1FD0 20FB00       JSR #00FB     ; DO 'CALL'
2400 1FD3 4CB000       JMP PARBER    ; BACK TO BASIC
2410 1FD6              ;
2420 1FD6 20D91F       HEXIN JSR HEXNXT
2430 1FD9 20BC00       HEXNXT JSR PARBER
2440 1FDC 2093FE       JSR LEGAL    ; LEGAL ASCII HEX ?
2450 1FDF 300F         BMI SN.ERR   ; NO-80 CAUSE SYNTAX ERROR
2460 1FE1              ;
2470 1FE1 0A           ABL A        ; CONVERT TO BINARY
2480 1FE2 0A           ABL A
2490 1FE3 0A           ABL A
2500 1FE4 0A           ABL A
2510 1FE5 A004         LDY #004
2520 1FE7 2A           ROLLIT ROL A
2530 1FEB 2AE7         ROL ROLBYT
2540 1FEA 88           DEY
2550 1FEB D0FA         BNE ROLLIT
2560 1FED A5E7         LDA ROLBYT
2570 1FEF 60           RTS
2580 1FF0              ;
2590 1FF0              U.HI = U.RTNE/256
2600 1FF0              TMP = U.HI*256
2610 1FF0              U.LO = U.RTNE-TMP
2620 1FF0              ;
2630 1FF0 A202         SN.ERR LDX #002 ; SN MESSAGE OFFSET
2640 1FF2 4C56A2       JMP ERRPRT   ; ERROR PRINTER
2650 1FF5              ;
2660 1FF5              .END
    
```

# MICRObits

Deadline for MICRObits: 20th of second month before publication; i.e., March 20th for May issue. Send type-written copy with \$25 per insertion. (Subscribers: first ad at \$10.)

## COMPendium

The only monthly guide to 20+ current microcomputer magazines. Every article, editorial, hardware/software evaluation described. Listed by computer type, application. Copiously indexed. Subscription includes *Annual Reference*. Helps pinpoint useful information; perfect if you can't afford 20 subscriptions. Sample (\$1.50); subscription (\$18).

Epicurious  
 P.O. Box 129  
 Lincolndale, NY 10540

(Continued on page 92)

## Listing 4

```

100 REM BASIC EXTENSIONS VER 1.3
110 REM AUTO CONFIGURATION C1/C2 & MEM SIZE
120 :
130 REM by MICHAEL M. MAHONEY APRIL 1981
140 :
150 REM ADAPTED FROM 'PUT YOUR HOOKS INTO OSI BASIC'
160 REM by ED CARLSON IN MICRO #25
170 :
180 ME=PEEK(133)+256*PEEK(134);ME=ME-300
190 MH=INT(ME/256);ML=ME-(256*MH)
200 POKE 133,ML;POKE 134,MH;CLEAR: REM LOWER MEM & RESET PTRS
210 ME=PEEK(133)+256*PEEK(134)
220 :
230 FOR I=1 TO 293 : READ X : POKE ME+I,X : NEXT I
240 :
250 FOR I=1 TO 8 : READ X,Y : Y=Y+ME
260 YH=INT(Y/256) : YL=Y-(256*YH)
270 POKE ME+X,YL : IF X=8 THEN X=11
280 POKE ME+X+1,YH : NEXT I
281 :
282 FOR I=1 TO 3:READ X:Y=ME+X:YH=INT(Y/256):YL=Y-(256*YH)
283 POKE ME+82+I,YH;POKE ME+86+I,YL;NEXT I
290 :
300 T=20;X=PEEK(57088) : IF X<128 THEN 320: REM C2
310 POKE ME+92,4;POKE ME+143,32;POKE ME+161,32:T=5
320 MH=INT((ME+1)/256);ML=(ME+1)-(256*MH)
    
```

```

330 POKE 11,ML:POKE 12,MH : X=USR(X)
340 :
350 #C : #P(8,T)"BASIC EXTENSIONS VER 1.3"
360 #P(9,T)"-----"
370 #P(12,T)" by Michael M. Mahoney"
380 #P(15,T)"EXTENSIONS NOW ENABLED"
390 #P(17,T)" TO DISABLE - POKE 250,1"
400 #P(19,T)" TO ENABLE - POKE 250,0"
410 :
420 END
430 :
1010 DATA 169,76,133,188,133,251,169,235,133,189,169
1020 DATA 30,133,190,169,234,133,191,133,192,133,193
1030 DATA 169,0,133,250,96,230,195,208,2,230,196
1040 DATA 165,250,208,8,160,0,177,195,201,35,240
1050 DATA 3,76,194,0,32,188,0,160,0,162,255
1060 DATA 232,189,30,31,240,240,209,195,208,246,189
1070 DATA 38,31,133,252,189,34,31,133,253,108,252
1080 DATA 0,67,80,85,0,31,31,31,0,42,67
1090 DATA 171,0,162,8,169,208,133,253,160,0,132
1100 DATA 252,169,32,145,252,200,208,251,230,253,202
1110 DATA 208,246,76,188,0,169,208,133,253,169,0
1120 DATA 133,252,32,188,0,32,254,171,32,174,179
1130 DATA 224,32,176,27,232,202,240,13,24,169,64
1140 DATA 101,252,133,252,144,244,230,253,208,240,32
1150 DATA 1,172,32,174,179,224,64,144,5,162,8
1160 DATA 76,86,162,138,24,101,252,133,252,144,2
1170 DATA 230,253,32,251,171,32,193,170,36,95,48
1180 DATA 6,32,110,185,32,174,176,32,182,178,170
1190 DATA 160,0,232,202,240,12,177,113,201,13,240
1200 DATA 247,145,252,200,76,153,31,76,194,0,32
1210 DATA 188,0,201,36,240,20,32,173,170,32,8
1220 DATA 180,165,17,133,252,165,18,133,253,32,251
1230 DATA 0,76,194,0,32,214,31,133,253,32,214
1240 DATA 31,133,252,32,251,0,76,188,0,32,217
1250 DATA 31,32,188,0,32,147,254,48,15,10,10
1260 DATA 10,10,160,4,42,38,231,136,208,250,165
1270 DATA 231,96,162,2,76,86,162
1280 :
1290 DATA 8,28,58,79,67,87,72,83,215,202,248,263
1300 DATA 253,263,264,266
1310 :
1320 DATA 91,116,220
    
```


MIKRO

# OSI \* NEW \* OSI

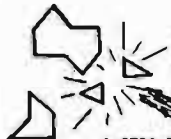
\*\*FROM THE PRETZELLAND ARCADE\*\*

## HUMANOID DEFENDER

AS DEFENDER OF THE HUMANOID COLONIES, YOU'VE GOT TO STOP THE ALIEN LANDERS THAT ARE TRYING TO PICK UP AND MUTATE THE HUMANOIDS. IF A LANDER PICKS UP A HUMANOID, YOU HAVE TO BLAST THE LANDER, THEN CATCH THE HUMANOID IN MID-AIR AND LOWER IT SAFELY TO THE GROUND FOR A BONUS! EVERY NOW AND THEN, A BAITER SHIP APPEARS OUT OF HYPERSPACE TO KEEP THINGS INTERESTING! WITH COLOR AND LOTS OF SOUND! BK CASSETTE....\$9.95  
\*SPECIFY YOUR SYSTEM!\*



## - ASTRO BLASTER -



ASSIGNMENT: CLEAR THE AREA OF HAZARDOUS ASTEROIDS WHICH ARE DRIFTING IN FROM DEEP SPACE, BY BLASTING THEM INTO RUBBLE. BE CAREFUL BECAUSE THE LARGE ONES SPLIT INTO MANY SMALLER ONES WHEN HIT, WHICH FLY OFF IN ALL DIRECTIONS! JUST WHEN YOU THINK YOU'VE BLASTED THEM ALL, MORE APPEAR!

\*ASTRO BLASTER\* by JOHN WILSON IS A \*\*MACHINE CODE\*\* OS! VERSION OF ONE OF THE MOST POPULAR ARCADE GAMES OF ALL TIMES! THE ACTION IS VERY SMOOTH AND THE ASTEROIDS ARE THE BEST LOOKING EVER ON OS! - NO LITTLE CIRCLES HERE! AVAILABLE FOR BOTH C1P AND \*\*C4P\*\* PLEASE SPECIFY YOUR SYSTEM. BK CASSETTE .....\$9.95



SEND \$1.00 FOR OUR PHOTO-ILLUSTRATED CATALOG & GET A \$1.50 CREDIT ON YOUR FIRST ORDER! CASSETTES ONLY!

**Pretzelland Software**  
2005 D WHITTAKER RD.  
YPSILANTI, MI. 48197

# OHIO SCIENTIFIC

## USERS!

READ . . .

## PEEK (65)

The Unofficial OSI Users Journal

THE WORLD WIDE PUBLICATION  
EXCLUSIVELY DEDICATED TO OSI USERS!

- |  |   |   |
|--|---|---|
| <input type="checkbox"/> Hardware Mods.    | <input type="checkbox"/> Peeks and Pokes  | <input type="checkbox"/> Bugs and Fixes |
| <input type="checkbox"/> Software Exchange | <input type="checkbox"/> Software Reviews |   |

SEND \$15.00 FOR 12 ISSUES TO:  
**PEEK (65)** P.O. BOX 347, OWINGS MILLS, MD 21117 (301) 363-3267

Maryland Subscribers Add 5% Tax

Inquire for Foreign Rates

# Now You Have "The Choice"

*Reliability, Quality and Performance at a reasonable Price. Systems International, Inc. is pleased to offer an alternate to Ohio Scientific microcomputers. Our systems are 100% compatible to OSI OS-65D and OS-65U software to preserve your software development investment. Just load your present floppies and run; no conversion of software needed or required. Compare the Following Facts and Make "The Choice."*

## **Ohio Scientific, Incorporated Standard Features C2-OEM**

48K Memory, 1 MHz  
One Serial Port  
Dual 8" Single Sided Floppies  
Plug in Boards with Many Connections  
120 Volt 60, Hz Operation Only  
90-Day Warranty  
Weight 80 Pounds  
Size W17" x H9½" x D23½"

### **Extra Cost Items**

Second Serial Port  
Parallel Port  
2 MHz

## **Systems International, Incorporated Standard Features The Choice II**

48K Memory, 2 MHz  
2 Serial Ports, 1 Parallel Port  
Dual 8" Double Sided Floppies  
Single Board Construction for Reliability  
120/240 Volt 50/60 Hz Operation  
180-Day Warranty  
Weight 40 Pounds  
Size W12½" x H13½" x D16"  
Shippable by UPS in Factory Carton

### **Extra Cost Items**

*None*

## **Now Compare the Bottom Line and Make "The Choice"**

**Total Retail \$4,925.00 \***

**Total Retail \$4,525.00**  
**240 Volt 50 Hz Operation add \$50.00**

Future plans include the "Choice III" which is 100% compatible to the OSI C2-D 8" Winchester System. Also Multi-user Winchester Hard Disk System that is 100% compatible with Ohio Scientific OS-65U Level 3 Software.

**REMEMBER — There is "The Choice" TO CHOOSE A BETTER SYSTEM!**

Domestic and International Dealer and Distributor Inquiries are Invited. Discounts to 40%

\* Ohio Scientific Price List June/July 1981

*Systems International Incorporated*

15920 Luanne Drive  
Gaithersburg, Maryland 20760  
U.S.A.  
Tel. (301) 977-0100 Twx# 710-828-9703


**Sii**

500 Chesham House  
150 Regent Street  
London W1R 5.F.A England  
Tel. 01-439-6288 Tlx 261426

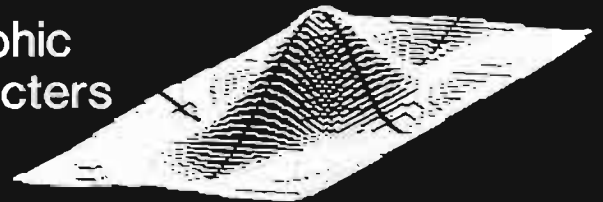


# GRAPHICS FOR OSI COMPUTERS


- ☆ You Can Produce The Images Shown Or Yours And Program Motion With Our 256 By 256 High Resolution Graphics Kit. Thats 65,536 Individually Controlled Points On Your TV Screen.



- ☆ Increase Column/Line Display. You Can Set Up Your Own Graphic Pixels Including Keyboard Characters And Unlimited Figures.



- ☆ This Kit Includes All Parts, Software And Assembly Instructions Required To Get Up And Running. The Included 8k Of 2114 Memory Is Automatically Available When Not Using The Graphics. Boot Up And See 8k More Memory.



- ☆ Adding The Kit Does Not Affect Your Existing OSI Graphics. Use Both At The Same Time Or Separately.

- ☆ Buy The Entire Kit, Including Memory, For \$185.00 Or A Partial Kit For Less If You Have Parts. Board And Instructions \$40.00. Instructions Include Software.



For This Kit Or A Catalog  
Of Other Kits, Software  
And Manuals Call Or Write:

MITTENDORF ENGINEERING  
905 Villa Nueva Dr.  
Litchfield Park, Az. 85340  
(602)-935-9734

# OSI

# TRS-80

# COLOR-80

# OSI

**GALAXIAN - 4K** - One of the fastest and finest arcade games ever written for the OSI, this one features rows of hard-hitting evasive dogfighting aliens thirsty for your blood. For those who loved (and tired of) Alien Invaders. Specify system - A bargain at \$9.95 OSI

**LABYRINTH - 8K** - This has a display background similar to MINOS as the action takes place in a realistic maze seen from ground level. This is, however, a real time monster hunt as you track down and shoot mobile monsters on foot. Checking out and testing this one was the most fun I've had in years! - \$13.95. OSI

### THE AARDVARK JOURNAL

**FOR OSI USERS** - This is a bi-monthly tutorial journal running only articles about OSI systems. Every issue contains programs customized for OSI, tutorials on how to use and modify the system, and reviews of OSI related products. In the last two years we have run articles like these!

- 1) A tutorial on Machine Code for BASIC programmers.
- 2) Complete listings of two word processors for BASIC IN ROM machines.
- 3) Moving the Directory off track 12.
- 4) Listings for 20 game programs for the OSI.
- 5) How to write high speed BASIC - and lots more -

Vol. 1 (1980) 6 back issues - \$9.00

Vol. 2 (1981) 4 back issues and subscription for 2 additional issues - \$9.00.

### ADVENTURES!!!

For OSI, TRS-80, and COLOR-80. These Adventures are written in BASIC, are full featured, fast action, full plotted adventures that take 30-50 hours to play. (Adventures are interactive fantasies. It's like reading a book except that you are the main character as you give the computer commands like "Look in the Coffin" and "Light the torch".)

Adventures require 8K on an OSI and 16K on COLOR-80 and TRS-80. They sell for \$14.95 each.

### ESCAPE FROM MARS (by Rodger Olsen)

This ADVENTURE takes place on the RED PLANT. You'll have to explore a Martian city and deal with possibly hostile aliens to survive this one. A good first adventure.

### PYRAMID (by Rodger Olsen)

This is our most challenging ADVENTURE. It is a treasure hunt in a pyramid full of problems. Exciting and tough!

### TREK ADVENTURE (by Bob Retelle)

This one takes place aboard a familiar starship. The crew has left for good reasons - but they forgot to take you, and now you are in deep trouble.

### DEATH SHIP (by Rodger Olsen)

Our first and original ADVENTURE, this one takes place aboard a cruise ship - but it ain't the Love Boat.

### VAMPIRE CASTLE (by Mike Bassman)

This is a contest between you and old Drac - and it's getting a little dark outside. \$14.95 each.

### OSI NEW-NEW-NEW TINY COMPILER OSI

The easy way to speed in your programs. The tiny compiler lets you write and debug your program in Basic and then automatically compiles a Machine Code version that runs from 50-150 times faster. The tiny compiler generates relocatable, native, transportable machine code that can be run on any 6502 system.

It does have some limitations. It is memory hungry - 8K is the minimum sized system that can run the Compiler. It also handles only a limited subset of Basic - about 20 keywords including FOR, NEXT, IF THEN, GOSUB, GOTO, RETURN, END, STOP, USR(X), PEEK, POKE, =, \*, /, <>, Variable names A-Z, and Integer Numbers from 0-64K.

TINY COMPILER is written in Basic. It can be modified and augmented by the user. It comes with a 20 page manual.

TINY COMPILER - \$19.95 on tape or disk OSI

### SUPERDISK II

This disk contains a new BEXEC\* that boots up with a numbered directory and which allows creation, deletion and renaming of files without calling other programs. It also contains a slight modification to BASIC to allow 14 character file names.

The disk contains a disk manager that contains a disk packer, a hex/dec calculator and several other utilities.

It also has a full screen editor (in machine code on C2P/C4) that makes corrections a snap. We'll also toss in renumbering and program search programs - and sell the whole thing for - SUPERDISK II \$29.95 (5 1/4") OSI

### BARE BOARDS FOR OSI C1P


**MEMORY BOARDS!!!** - for the C1P - and they contain parallel ports!

Aardvark's new memory board supports 8K of 2114's and has provision for a PIA to give a parallel port! It sells as a bare board for \$29.95. When assembled, the board plugs into the expansion connector on the 600 board. Available now!

**PROM BURNER FOR THE C1P** - Burns single supply 2716's. Bare board - \$24.95.

**MOTHER BOARD** - Expand your expansion connector from one to five connectors or use it to adapt our C1P boards to your C4/8P. - \$14.95.

**16K RAM BOARD FOR C1P** - This one does not have a parallel port, but it does support 16K of 2114's. Bare Board \$39.95.



*Please specify system on all orders*

This is only a partial listing of what we have to offer. We offer over 120 games, ROMS, and data sheets for OSI systems and many games and utilities for COLOR-80 and TRS-80. Send \$1.00 for our catalog.

**AARDVARK TECHNICAL SERVICES, LTD.**  
 2352 S. Commerce, Walled Lake, MI 48088  
 (313) 669-3110

### WORD PROCESSING THE EASY WAY - WITH MAXI-PROS

This is a line-oriented word processor designed for the office that doesn't want to send every new girl out for training in how to type a letter.

It has automatic right and left margin justification and lets you vary the width and margins during printing. It has automatic pagination and automatic page numbering. It will print any text single, double or triple spaced and has text centering commands. It will make any number of multiple copies or chain files together to print an entire disk of data at one time.

MAXI-PROS has both global and line edit capability and the polled keyboard versions contain a corrected keyboard routine that make the OSI keyboard decode as a standard typewriter keyboard.

MAXI-PROS also has sophisticated file capabilities. It can access a file for names and addresses, stop for inputs, and print form letters. It has file merging capabilities so that it can store and combine paragraphs and pages in any order.

Best of all, it is in BASIC (OS65D 5 1/4" or 8" disk) so that it can be easily adapted to any printer or printing job and so that it can be sold for a measly price.

MAXI-PROS - \$39.95. Specify 5 1/4" or 8" disk.

### SUPPORT ROMS FOR BASIC IN ROM MACHINES - C1S/C2S.

This ROM adds line edit functions, software selectable scroll windows, bell support, choice of OSI or standard keyboard routines, two callable screen clears, and software support for 32-64 characters per line video. Has one character command to switch model 2 C1P from 24 to 48 character line. When installed in C2 or C4 (C2S) requires installation of additional chip. C1P requires only a jumper change. - \$39.95

C1E/C2E similar to above but with extended machine code monitor. - \$59.95 OSI

### ARCADE GAMES FOR OSI, COLOR-80 AND TRS-80 (8K OSI, 16K TRS-80 AND COLOR-80)

**TIMETREK - A REAL TIME, REAL GRAPHICS STARTRECK.** See your torpedoes hit and watch your instruments work in real time. No more unrealistic scrolling displays! \$14.95.

**STARFIGHTER** - This one man space war game pits you against spacecruisers, battlewagons, and one man fighters, you have the view from your cockpit window, a real time working instrument panel, and your wits. Another real time goody. \$9.95

**BATTLEFLEET** - This grown up version of Battleship is the toughest thinking game available on OSI or 80 computers. There is no luck involved as you seek out the computers hidden fleet. A topographical toughie. \$9.95

**QUEST - A NEW IDEA IN ADVENTURE GAMES!** Different from all the others, Quest is played on a computer generated map of Alesia. Your job is to gather men and supplies by combat, bargaining, exploration of ruins and temples and outright banditry. When your force is strong enough, you attack the Citadel of Moorlock in a life or death battle to the finish. Playable in 2 to 5 hours, this one is different every time. 16K COLOR-80 OR TRS-80 ONLY. \$14.95



**OSI**



**COLOR-80**

# Machine Language to DATA Statement Generator

A convenient machine language program is presented to convert machine language routines to BASIC DATA statements. It can be applied to all OSI BASIC-in-ROM machines.

Yasuo Morishita  
405 Lively Blvd.  
Elk Grove Village, Illinois 60007

I find it tiresome to convert hex to decimal and to type everything in by hand (plus this may produce numerous typing errors). It would be convenient to have a short program to convert machine code routines to BASIC DATA statements. So, I wrote the following short program to do the work for me.

The command format is: ?USR(S)(E)(L)(I) and "Carriage Return," where:

S is for the start address of the memory block

E is for the end address of the memory block + 1, which you want to convert to DATA statements

L is for the start of new line number for DATA statements

I is for the increment of its new line number

? is short for the "PRINT" command in OSI BASIC; it can be "PRINT" or "Z=" — I have selected "?"

S, E, L and I should be input in decimal value.

To use this utility, you must:

1. RUN this program once after the BASIC COLD START, and it will set up USR(X) pointers and end-of-free-memory pointers.
2. You can LOAD or type in your own programs, if necessary, then type in ?USR(S)(E)(L)(I) to generate the required DATA statements.

## Listing 1

```

10 REM DATA STATEMENT GENERATOR
20 REM
30 REM VER. 3.0 (SEP.1, 1981)
40 REM
50 REM BY YASUO MORISHITA
60 REM
70 REM FORMAT ?USR(START)(END)(NEW LINE #)(INC.)
80 REM
90 RESTORE:M=7858: REM USR(X) Start address=$1EB2
100 H=INT(M/256):L=M-256*H
110 POKE11,L:POKE12,H:POKE133,L:POKE134,H
120 N=163:FOR X=M TO M+N-1:READ J:POKE X,J:NEXT
130 A=41629:M=M+N:N=124:GOSUB160
140 A=41756:M=M+N:N=47:GOSUB160
150 POKE M+15,96:NEW: REM Write "RTS"
160 FOR X=0 TO N-1:J=PEEK(A+X):POKE M+X,J:NEXT:RETURN
170 REM
180 REM Machine Language Data (163 Bytes)
190 REM
200 DATA 162,0,134,253,32,58,31,32,55,31,224,8,208,249,162
210 DATA 6,134,93,169,131,133,19,32,7,31,32,20,31,224,53,176
220 DATA 12,169,44,32,48,31,32,1,31,144,239,198,93,32,72,31
230 DATA 32,244,30,144,218,104,104,169,162,72,169,115,72,32
240 DATA 149,179,76,119,164,24,165,230,101,228,133,228,165
250 DATA 231,101,229,133,229,230,224,208,2,230,225,164,224
260 DATA 165,225,72,196,226,229,227,104,76,25,180,32,33,180
270 DATA 32,110,185,32,174,176,32,182,178,133,253,160,1,198
280 DATA 253,240,14,177,113,32,48,31,200,208,244,166,93,149
290 DATA 14,230,93,96,32,173,170,32,8,180,166,253,148,224
300 DATA 232,149,224,232,134,253,96,166,93,160,0,148,14,164
310 DATA 228,165,229,32,25,180

```

## Listing 2

```

; DATA STATEMENT GENERATOR
;
; VER.3.0 (SEP.1, 1981)
; BY YASUO MORISHITA
;
; *=$1EB2
;
; DTABF = $E0
;
1EB2 A2 00 DSG0 LDX #0 ;Get data from line
1EB4 86 FD STX $FD
1EB6 20 3A 1F JSR GETDTA
1EB9 20 37 1F LDSC00 JSR GETDTB
1EBE D0 08 CPX #8 ;Expects 4 data
1EC0 D0 F9 BNE LDSC00
1EC2 A2 06 LDSC02 LDX #6 ;Set input buffer ptr.
1EC4 86 5D STX $5D
1EC6 A9 83 LDA #$83 ;"DATA" token
1EC8 85 13 STA #13
1ECB 20 07 1F JSR ENDDTA ;Get data from memory
1ECB 20 14 1F LDSC01 JSR FIXASC ;Write dec. data in buffer
1ECE E0 35 CPX #$35 ;Line length limit

```

(Continued)



This program can even generate DATA statements with line numbers smaller than those of the existing BASIC program. It will insert the new line without any problem. If the new line number is same as the existing one, it will replace the old one with the new one.

*Example:* To convert memory block \$0000 - \$0010 with the starting line number as 10000 and an increment of 10, the input command will be:

```
?USR(0)(17)(10000)(10)
```

The result will be:

```
10000 DATA76,116,162,76,195,
      168,5,174,193,175,76,
      178,30,0,0
10010 DATA72,56
```

Even if you had any program prior to the execution of the above command, with line number such as 10, 20000, etc., the above two lines will be inserted correctly.

I have tried to convert 4096 bytes of memory into DATA statements with my C4P (BASIC-in-ROM) running at 2MHz system clock. It took about 20 seconds, produced 262 lines of DATA statements, and occupied about 14K bytes of memory. (Of course, I had to relocate the program to the safe location to do this experiment!)

Please note that this program uses quite a few subroutines out of BASIC ROM Version 1.0 Rev 3.2 of Ohio Scientific. It should work with ROM versions of the C4P, C1P, C2-4P and Superboard. It uses nine page 0 registers such as \$E0 - \$E7 and \$FD. If you want to relocate the program, change the following subroutine addresses accordingly.

NAME of subroutines:

```
NXTLNO, NXTDTA, ENDDTA,
FIXASC, WRTLBF, GETDTB,
GETDTA, INSERT
```

It is also necessary to change line number 90 in the BASIC program to set up M as a new USR(X) start address in decimal.

If you are using a disk-based computer, or another manufacturer's computer, you will have to find out which register and subroutine will be equivalent to that used in this program.

## Listing 2 (Continued)

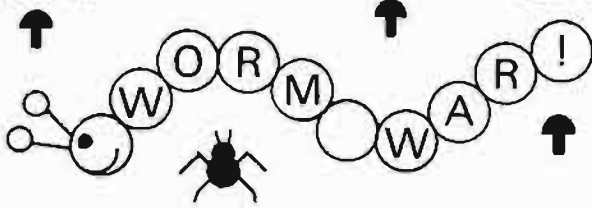
```
1ED0 B0 0C          BCS NDSG01
1ED2 A9 2C          LDA #22C ;", "
1ED4 20 30 1F      JSR WRTLBF
1ED7 20 01 1F      JSR NXTDTA ;Set data ptr for next
1EDA 90 EF         BCC LDSG01
1EDC C6 5D         DEC $5D
1EDE 20 48 1F NDSG01 JSR INSERT ;Insert new line into text
1EE1 20 F4 1E      JSR NXTLNO ;Update new line # & test
1EE4 90 DA         BCC LDSG02 ;if all data are done.
1EE6 68           PLA ;Not yet all done.
1EE7 68           PLA ;Prepare to exit to BASIC
1EE8 A9 A2         LDA #A2 ;Trick to JMP back to
1EEA 48           PHA ; BASIC warm start ($A274)
1EEB A9 73         LDA #73
1EED 48           PHA
1EEE 20 95 B3      JSR $B395 ;Reset flag to numeric
1EF1 4C 77 A4      JMP $A477 ;Reset ptrs & exit to BASIC
1EF4 90 DA         BCC LDSG02 ;
1EF4 18           ; NXTLNO CLC ;UPDATE NEW LINE #
1EF5 A5 E6         LDA DTABF+6 ;L. increment
1EF7 65 E4         ADC DTABF+4 ;L. current line #
1EF9 85 E4         STA DTABF+4 ;L. next line #
1EFB A5 E7         LDA DTABF+7 ;H. increment
1EFD 65 E5         ADC DTABF+5 ;H. current line #
1EFF 85 E5         STA DTABF+5 ;H. next line #
1F01 E6 E0         NXTDTA INC DTABF ;UPDATE DATA PTR.
1F03 D0 02         BNE ENDDTA
1F05 E6 E1         INC DTABF+1
1F07 A4 E0         ENDDTA LDY DTABF ;Get current data ptr
1F09 A5 E1         LDA DTABF+1
1F0B 48           PHA
1F0C C4 E2         CPY DTABF+2
1F0E E5 E3         SBC DTABF+3
1F10 68           PLA
1F11 4C 19 B4      JMP $B419 ;Set $11,12 with data ptr.
1F14 90 DA         BCC LDSG02 ;
1F14 20 21 B4 FIXASC JSR $B421 ;WRITE DEC. DATA IN BUFFER
1F17 20 6E B9      JSR $B96E ;Get data from memory &
1F1A 20 AE B0      JSR $B0AE ;convert it to floating.
1F1D 20 B6 B2      JSR $B2B6 ;Floating->ASCII string
1F20 85 FD         STA $FD ;Scan, set up string.
1F22 A0 01         LDY #1 ;Discard unwanted string
1F24 C6 FD         LFXASC DEC $FD ;ASCII string length
1F26 F0 0E         BEQ RTNWLB ;All done!
1F28 B1 71         LDA ($71),Y ;Write dec.ASCII string
1F2A 20 30 1F      JSR WRTLBF ; into input line buffer
1F2D C8           INY
1F2E D0 F4         BNE LFXASC ;=JMP
1F30 90 DA         BCC LDSG02 ;WRITE CHR. IN INPUT BUF.
1F30 A6 5D         WRTLBF LDX $5D ;Chr. ptr
1F32 95 0E         STA $0E,X
1F34 E6 5D         INC $5D
1F36 60           RTNWLB RTS
1F37 20 AD AA GETDTB JSR $AAAD ;GET DATA FROM LINE
1F3A 20 08 B4 GETDTA JSR $B408 ;Evaluate expression
1F3D A6 FD         LDY $FD ;Get value in (Y/A)=(L/H)
1F3F 94 E0         STY DTABF,X ;data counter
1F41 E8           INX ;Save L. data
1F42 95 E0         STA DTABF,X ;Save H. data
1F44 E8           INX
1F45 86 FD         STX $FD
1F47 60           RTS
1F48 90 DA         BCC LDSG02 ;
1F48 A6 5D         INSERT LDX $5D ;INSERT NEW LINE IN TEXT
1F4A A0 00         LDY #0 ;Chr. ptr.
1F4C 94 0E         STY $0E,X ;Terminate input line
1F4E A4 E4         LDY DTABF+4 ;buffer
1F50 A5 E5         LDA DTABF+5 ;Get L. new line #
1F52 20 19 B4      JSR $B419 ;Get H. new line #
1F55 90 DA         BCC LDSG02 ;Set new line # in $11,12
1F55 90 DA         BCC LDSG02 ;
; Follows Insert program copied from BASIC ROM
;
End
```

## Interesting Software

OSI ..... presents ..... OSI

C4PMF

\$21.95



All machine code and fast! Our finest arcade game. Where it's you against the mean, menacing worm!

**LIGHTNING BOLT** \$29.95

The most extensive D&D adventure/fantasy for the OSI! You must traverse through the evil land of NOD, fighting and killing monsters every step of the way! Your goal is to search out a certain treasure that will allow you to free the land from the evil Demi Gods. Takes up the entire disk and uses full color graphics.

**Send to:**  
Interesting Software  
15856 Ocean Avenue  
Whittier, CA 90604

Send for our free catalog of the finest OSI software. 10% off with this ad.

## OSI Disk Users

**Double your disk storage capacity  
Without adding disk drives**

Now you can more than double your usable floppy disk storage capacity—for a fraction of the cost of additional disk drives. Modular Systems' DiskDoubler™ is a double-density adapter that doubles the storage capacity of each disk track. The DiskDoubler plugs directly into an OSI disk interface board. No changes to hardware or software are required.

The DiskDoubler increases free user disk space from 50K to 120K for mini-floppies, from 201K to 420K for 8-inch floppies. With the DiskDoubler, each drive does the work of two. You can have more and larger programs, related files, and disk utilities on the same disk—for easier operation without constant disk changes.


Your OSI system is an investment in computing power. Get the full value from the disk hardware and software that you already own. Just write to us, and we'll send you the full story on the DiskDoubler, along with the rest of our growing family of OSI-compatible products.

™ DiskDoubler is a trademark of Modular Systems

**Modular Systems**

P.O. Box 16A Oradell, NJ 07649  
201-262-0093

<b>Z-FORTH IN ROM</b> by Tom Zimmer	
5 to 10 times faster than Basic. Once you use it, you'll never go back to BASIC!	\$ 75.00
source listing add	\$ 20.00
<b>OSI FIG-FORTH</b> True fig FORTH model for 0S65D with fig editor named files, string package & much more	\$ 45.00
<b>TINY PASCAL</b> Operates in fig-FORTH, an exceptional value when purchased with forth.	\$ 45.00
TINY PASCAL & documentation	\$ 65.00
<b>FORTH &amp; TINY PASCAL</b>	
<b>SPACE INVADERS</b> 100% machine code for all systems with 64 chr. video. Full color & sound on C2, 4P & 8P systems. The fastest arcade program available.	\$ 14.95
<b>PROGRAMMABLE CHARACTER GENERATOR</b>	\$ 99.95
Use OSI's graphics or make a complete set of your own! Easy to use, comes as a kit.	\$ 84.95
2 Mhz. boards	\$ 109.95
<b>PROGRAMMABLE SOUND BOARD</b>	\$ 74.95
Complete sound system featuring the AY-3-8910 sound chip. Bare boards available.	\$ 29.95
<b>32/64 CHARACTER VIDEO MODIFICATION</b>	\$ 39.95
Oldest and most popular video mod. True 32 chr. C1P, or 32/64 chr. C4P video display. Also adds many other options.	
<b>ROMS!!!</b>	
Augment Video Mod with our Roms. Full screen editing, print at selectable scroll, disk support and many more features. Basic 4 & Monitor	\$ 44.95
Basic 3	\$ 18.95
All 3 for	\$ 59.95
<b>65D DISASSEMBLY MANUAL</b> by Software Consultants. First Class throughout.	
A must for any 65D user.	\$ 25.95
<b>NUMEROUS BASIC PROGRAMS, UTILITY PROGRAMS AND GAMES ALONG WITH HARDWARE PROJECTS. ALL PRICES ARE U S FUNDS. Send for our \$1.50 catalogue with free program (hardcopy) Memory Map and Auto Load Routine.</b>	



3336 Avondale Court  
Windsor, Ontario, Canada N9E 1X6  
(519) 969-2500

3486 Countryside Circle  
Pontiac Township, Michigan 48057  
(313) 373-0466



progressive computing

# NOW TWO LOCATIONS

## SAVE TIME • SAVE SHIPPING



Computers  
for people.™



**800™ \$679**

410 Recorder	\$76.00
810 Disc Drive	\$449.00
822 Printer	\$229.00
825 Printer	\$629.00
830 Modem	\$159.00
820 Printer	\$269.00
850 Interface	\$169.00
New DOS 2 System	\$21.00
CX30 Paddle	\$18.00
CX40 Joy Stick	\$18.00
CX853 16K RAM	\$89.00
Microtek 16K RAM	\$75.00
Microtek 32K RAM	\$159.00
Ramcram (128K)	\$539.00
One year extended warranty	\$50.00

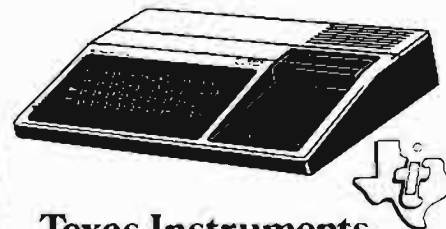


**ATARI 400**

**16K... \$329**  
**32K... \$478**  
**48K... \$555**

### ATARI SOFTWARE

CX404 Word Processor	\$119.00
CX405 PILOT (educational)	\$105.00
CX413 Microsoft Basic	\$68.00
CX4101 Invitation To Programing I	\$17.00
CX4102 Kingdom	\$13.00
CX4103 Statistics	\$17.00
CX4104 Mailing List	\$17.00
CX4105 Blackjack	\$13.00
CX4106 Invitation to Programing 2	\$20.00
CX4107 Biorythm	\$13.00
CX4108 Hangman	\$13.00
CX4109 Graph II	\$17.00
CX4110 Touch Typing	\$20.00
CX4112 States & Capitals	\$13.00
CX4114 European Countries & Capitals	\$13.00
CX4115 Mortgage & Loan Analysis	\$59.00
CX4117 Invitation To Programing 3	\$20.00
CX4118 20 Conversational Languages (ea I	\$45.00
CX4121 Energy Czar	\$13.00
CXL4001 Educational Master	\$21.00
CX6001 17 Talk & Teach Series (ea I	\$23.00
CX8106 Bond Analysis	\$20.00
CX8107 Stock Analysis	\$20.00
CX8101 Stock Charting	\$20.00
CXL4002 Basic Computing Language	\$46.00
CXL4003 Assembler Editor	\$46.00
CXL4004 Basketball	\$24.00
CXL4005 Video Easel	\$24.00
CXL4006 Super Breakout	\$30.00
CXL4007 Music Composer	\$45.00
CXL4008 SPACE INVADERS	\$32.00
CXL4009 Chess	\$30.00
CXL4010 3-D Tic-Tac-Toe	\$24.00
GLS4D11 STAR RAIDERS	\$39.00
CXL4012 MISSILE COMMAND	\$32.00
CXL4013 ASTEROIDS	\$32.00
CXL4015 TeleLink	\$20.00
Visicalc	\$149.00
Letter Perfect (Word Processor)	\$109.00
Source	\$89.00
CX481 The Entertainer	\$75.00
CX482 The Educator	\$130.00
CX483 The Programmer	\$54.00
CX 484 The Communicator	\$329.00



Texas Instruments

**TI-99/4A \$359**


PHP 1600 Telephone Coupler	\$169.00
PHP 1700 RS-232 Accessories Interface	\$169.00
PHP 1800 Disk Drive Controller	\$239.00
PHP 1850 Disk Memory Drive	\$389.00
PHP 2200 Memory Expansion (32K RAM)	\$319.00
PHA 2100 R.F. Modulator	\$43.00
PHP 1100 Wired Remote Controllers(Pair)	\$31.00
32K Expansion	\$329.00
PHP Printer Solid State	\$319.00

CALL FOR SOFTWARE  
SELECTION AND PRICES

## XEROX 820

Xerox 820	
System I 5 1/2"	\$2450.00
System II 8"	\$2950.00
CPM 5 1/4"	\$169.00
Word Processing	\$429.00
Super Calc	\$269.00

CALL FOR MORE INFORMATION



## PRINTERS

Centronics 739-1	\$649.00
Diablo 630 Special	\$1799.00
Epson	
MX70	\$359.00
MX80	\$469.00
MX80FT	Call
MX100	Call
NEC	
8023	\$639.00
7730	Call
7720	Call
7710	Call

Okidata	
82A	\$499.00
83A	\$769.00
84	\$1129.00
Citoh Starwriter	
25 CPS-P	\$1329.00
45 CPS-P	\$1699.00
Paper Tiger	
445G	\$699.00
460G	\$899.00
560G	\$1129.00
Talley	
8024-7	\$1399.00
8024-L	\$1629.00

HOW TO ORDER: Phone orders invited or send check or money order and receive free shipping in the continental United States. PA and NEV. add sales tax.

## Terminals

Televideo	
910	\$579.00
912C	\$699.00
920C	\$749.00
950	\$939.00
Call for computers	
Zenith Z19	\$749.00
Adds	\$549.00

## Modems

Novation Auto	\$239.00
D Cat	\$169.00
Cat	\$159.00
Hayes	
Smart	\$239.00

# computer mail order west

# 800-648-3351

IN NEVADA, CALL (702) 588-5654


P.O. BOX 6689, STATE LINE, NEVADA 89449



# TO SAVE YOU MORE!

## COSTS • SAVE SALES TAX

**hp** HEWLETT  
PACKARD



**HP-85 \$1999**

80 Column Printer	\$799.00
NEW! HP-125	\$2999.00
HP-83	\$1699.00
HP-85 16K Memory Module	\$249.00
5 1/4" Dual Master Disc Drive	\$2129.00
Graphics Plotter (7225B)	\$2079.00

**NOW IN STOCK!**  
The new HP41CV Calculator  
**\$259**

41C	\$189.00
11C	\$119.00
12C	\$129.00
34C	\$117.00
38C	\$119.00
HP-41 Printer	\$340.00
Card Reader	\$164.00
Optical Wand	\$99.00

**HPIL CALCULATOR PERIPHERALS**

IL Modul	\$104.00
Digital Cassette	\$449.00
Printer/Plotter	\$419.00

CALL FOR SOFTWARE INFORMATION

### Monitors

Amdex 12" B&W	\$149.00
12" Green	\$169.00
13" Color	\$349.00
Sanyo 12" B&W	\$259.00
12" Green	\$269.00
13" Color	\$449.00
11 1/2" Color	\$349.00


### Electronics

Pioneer Laser Disk	\$599.00
BSR X-10 Systems	
PK 500	\$84.00
LM 501	\$16.00
AM611	\$17.00
AM286	\$17.00

**commodore**

**CBM 8032**

**\$1039**



**SOFTWARE**

WordPro3 Plus	\$199.00
WordPro4 Plus	\$299.00
Commodore Tax Package	\$399.00
Visicalc	\$149.00
BPI General Ledger	\$329.00
OZZ Information System	\$289.00
Dow Jones Portfolio	\$129.00
Pascal	\$239.00
Legal Time Accounting	\$449.00
Word Craft 80	\$289.00
Power	\$79.00
Socket-2-Me	\$20.00
Jinsam	\$Call
MAGIS	\$ Call
The Manager	\$209.00
Softrom	\$129.00
Real Estate Package	\$799.00
BPI Inventory Control	\$319.00
BPI Job Costing	\$319.00
BPI Payroll	\$319.00

4032	\$969.00
4016	\$769.00
8096	\$1589.00
Super Pet	\$1599.00
2031	\$529.00
8050	\$1299.00
4022	\$599.00
4040	\$949.00
8300 (Letter Quality)	\$1799.00
8023	\$769.00
Pet to IEEE Cable	\$37.00
IEEE to IEEE Cable	\$46.00
Tractor Feed for 8300	\$240.00
8010 Modem	\$229.00

**VIC 20**  
**\$259**

**COMPLETE**



Vic 6 Pack Program	\$44.00
VIC1530 Commodore Datassette	\$69.00
VIC1540 Disk Drive	\$499.00
VIC1515 VIC Graphic Printer	\$339.00
VIC1210 3K Memory Expander	\$32.00
VIC1110 8K Memory Expander	\$53.00
VIC1011 RS232C Terminal Interface	\$43.00
VIC1112 VIC IEEE 488 Interface	\$86.00
VIC1211 VIC 20 Super Expander	\$53.00

VIC1212 Programmers Aid Cartridge	\$45.00
VIC1213 VICMON Machine Language Monitor	\$45.00
VIC1901 VIC AVENGERS	\$23.00
VIC1904 SUPERSLOT	\$23.00
VIC1906 SUPER ALIEN	\$19.00
VIC1907 SUPER LANDER	\$23.00
VIC1908 DRAW POKER	\$23.00
VIC1909 MIDNIGHT DRIVE	\$23.00
VT106A Recreation Pack A	\$44.00
VT107A Home Calculation Pack A	\$44.00
VT164 Programmable Character/Graphics	\$12.00
VT232 VICTerm I Terminal Emulator	\$9.00

### New VIC Software

Household Finance	\$27.00	Terminal	\$13.00
VIC Games	\$19.00	Un Word	\$13.00
VIC Home Inventory	\$13.00	Grafix Menagerie	\$11.00
VIC Rec/Ed II	\$13.00	VIC PICS	\$15.00
I SAM	\$79.00	Ticker Tape	\$13.00
General Ledger	\$229.00	Banner Headliner	\$13.00
Accounts Receivable	\$229.00	RS 232	\$39.00
Inventory	\$229.00		

Above are cash prices, add 3% for Master Card and Visa purchases.


# computer mail order east

# 800-233-8950

IN PA. CALL (717) 327-9575  
501 E. THIRD ST., WILLIAMSPORT, PA 17701

# SATURN SYSTEMS 32K RAM BOARD FOR APPLE

32K of buffered read/write memory on a plug-in card



**Compatible with:** Apple II®, Apple II+®, Microsoft's Z80 Softcard®, DOS 3.2, DOS 3.3, INTEGER Basic®, Applesoft®, PASCAL, FORTRAN, LISA®, Personal Software's VISICALC®

**Software included:**

1. Relocation of DOS into SATURN 32K board (recovers approximately 10K of main board RAM).
2. Utility package for saving and loading Applesoft® and INTEGER® programs and data on the 32K RAM board; overlaying, chaining.
3. PSEUDO-DISK: Modifies DOS 3.3 to allow use of SATURN 32K RAM board(s) like another disk drive.

**COMPREHENSIVE DOCUMENTATION • 1 YEAR WARRANTY**

**ALL FOR ONLY \$239.00**

## NEW!

### MEMORY EXPANSION SYSTEM FOR VISICALC®

Now you can expand the memory available to Personal Software's 16 sector VISICALC® using the SATURN 32K RAM BOARD!

With VC-EXPAND™ and one or more SATURN 32K RAM BOARDS the memory available to VISICALC® is increased from 18K to:

50K with 1 SATURN 32K BOARD  
82K with 2 SATURN 32K BOARDS

**VC-EXPAND supplied on 16 sector disk**

**ONLY \$100.00**



**SATURN SYSTEMS, INC.**

P.O. BOX 8050 • ANN ARBOR, MI 48107 • (313) 665-6416

# Autonumber Plus for Cursor Control

**These enhancements to the Cursor Control program (MICRO 36:75) include automatic line numbering, PRINT AT, and better BASIC access to such functions as window setting.**

Kerry Lourash  
1220 North Dennis  
Decatur, Illinois 62522

This short, machine language utility frees C1P owners from the drudgery of typing line numbers and doubles as a fast line deleter.

When the Autonumber (AN) program (listing 1) is patched into Cursor Control, a number can be called up by hitting the LINE FEED key. A number will appear on the screen, indented one space and followed by a space, just as line numbers appear when they are LISTed. Only the number is stored in the buffer; this lets you use the limited buffer length to the fullest. By hitting the LINE FEED and RETURN keys alternately, you can delete lines quickly.

The counter for the Autonumber is located in \$F1, F2 (decimal 241 and 242). It can be set directly with POKES, or zeroed by doing a warm start. The counter can also be zeroed by POKING \$206 (decimal 518) to zero.

Autonumber is patched into the Cursor Control by setting CC's PATCH jump to the starting address of Autonumber:

```
Change $1E10 {$12} to $22
      $1E11 {$1E} to $02
```

The line increment can be altered by changing location \$024C (decimal 588).

The AN uses a BASIC-in-ROM subroutine whose normal function is printing line numbers for the LIST routine and EEROR IN XXXX messages. This subroutine converts the contents of the A and X registers to an ASCII string stored in \$0100-010C. Next, it prints the string on the screen. The space after the line number is printed by another BASIC-in-ROM routine.

The AN program can be relocated, but \$1E10 and \$1E11 must point to the new starting address. If you've relocated the Cursor Control program, adjust AN's JMP \$1E12 accordingly.

Because of memory space limitations, I was not able to make the Cursor Control as modular as I would have liked. Several useful routines are impossible to access directly from BASIC. Also, I noticed that I seldom used the window feature because the windows are hard to set. The following routines (listing 2) should correct these weaknesses.

First, I designed the USR GO routine to make machine language subroutines easier to access. This routine eliminates the need to POKE different USR vectors when multiple machine language routines are called in a BASIC program. The vector (\$11-12) only needs to be set once, to the start of the USR GO routine. When you call a machine language subroutine, type X-USR (DDDDD). The D's represent the decimal address of the subroutine. You can use a number, variable, or even an expression inside the parentheses. For example, {2\*256+6\*16+4} would be accepted. To set USR GO, POKE 11,100:POKE12,2.

USR GO also allows five special subroutines to be called with a single digit (1-5). USR GO checks the high byte of the calling address in the USR parentheses before going to that address. If the high byte is zero (address less than 255), USR GO selects one of the five routines. If the number is not 1-5, a "function error" message is printed. With a little examination of the USR GO logic you can add over 200 of your own often-used subroutines. Here's a hint: \$B408 returns with the low byte of the address in the Y register.

Now that multiple machine language routines are easy to access, it's possible to tap three useful Cursor Control subroutines:

ESC - Switch windows (1)  
RUB - Erase current window (2)  
HOM - Home cursor (3)

There is also a PRIN AT function that moves the cursor location to any address in screen memory:

PRINAT - Print at (4)

The command format is X = USR(4) offset. The offset should be 1-1000 and can be expressed as a number, variable, or formula. The offset is added to \$D000 (upper left corner of the screen) and the cursor is moved to that location. A handy way to set cursor location is X = USR(4)A\*32 + B.

To make window setting easier, I developed:

WINSET - Set window boundaries (5)

The command format is X = USR(5)top boundary, bottom boundary. The boundaries are expressed as line numbers: 1 = top to 32 = bottom.



See figure 2 in the Cursor Control article for a map of the window lines. A typical command would be: X = USR(5)24,30. This command would set the alternate window to the bottom quarter of the screen. To use the window, call the ESC routine: X = USR(1).

### CLR Subroutine

Notice that PRINAT uses one variable to the right of the USR parentheses, while WINSET uses two. CLR allows the use of a command form: X = USR(A),B,C for both routines. CLR finds the end of the statement, either colon or null, and sets the parser pointer (\$C3,C4) past the end of the line. Otherwise, BASIC would print an error message.

After trying out the Autonumber Plus, you may wish to relocate it to leave the block of RAM at \$0222 free. Cursor control could be moved down one or two pages and the AN relocated to the top of memory. Cursor Control will protect them from being overwritten. Warmstart vector \$0001 and \$0002 would have to be adjusted, of course.

Once again, I invite persons interested in CC or BASIC-in-ROM to drop me a line. I would particularly like to compliment the OSI Users Group-Northwest on their ROM BASIC memory map. Also, I thank A. Penaloza for his article in the August issue of PEEK(65) that made it possible to adapt the Cursor Control to C2P/C4P computers.

### Listing 1

```

;AUTONUMBER FOR CC
COUNTL=$F1
COUNTH=$F2
FLAG=$204
*=$222
;
0222 C90A AUTONM CMP  #A      ;LINE FEED KEY?
0224 D03B      BNE  QUIT   ;NO, BACK TO CC
0226 A900      LDA  #0
0228 AE0602    LDX  FLAG   ;FLAG=0 ?
022B D004      BNE  ZERO   ;NO, DON'T
022D 85F1      STA  COUNTL ;RESET COUNTER
022F 85F2      STA  COUNTH
0231 B00602    ZERO  STA  FLAG
0234 A6F1      LDX  COUNTL
0236 A5F2      LDA  COUNTH
0238 205E99    JSR  $B93E   ;PRINT LINE #
023B 20E0A8    JSR  $ABE0   ;PRINT SPACE
023E A2FF      LDX  #FF
0240 E8        LOOP  INX
0241 B00101    LDA  $101,X  ;GET DIGIT
0244 F004      BEQ  INCRMT  ;BRANCH IF NULL
0246 9513      STA  $13,X  ;DIGIT IN BUFFER
0248 D0F6      BNE  LOOP
024A          ;
024A 18        INCRMT CLC          ;INCREMENT COUNTER
024B A905      LDA  #5
024D 65F1      ADC  COUNTL
024F 85F1      STA  COUNTL
0251 9002      BCC  DONE
0253 E6F2      INC  COUNTH
0255 BE0602    DONE  STX  FLAG   ;SET FLAG
0258 68        PLA          ;PULL BUFFER INDEX (X)
0259 AB        TAY          ;FROM STACK AND REPLACE
025A 68        PLA          ;WITH DIGIT COUNT
025B BA        TXA
025C 48        PHA
025D 98        TYA
025E 48        PHA
025F A901      LDA  #1
0261 4C121E    QUIT  JMP  $1E12  ;NON-PRINTING CHAR
;BACK TO CC

```

C-10, C-20 Data  
Tapes and case \$7.50  
Per 10. 300ms Memory  
Chips \$29.95/4k

# CSE MEANS OSI

Custom OSI Software For C1P and C4P

C-10, C-20 Data  
Tapes and case \$7.50  
Per 10. 300ms Memory  
Chips \$29.95/4k

**BASIC ENHANCER:** Renumberer, Autosequencer, Screen Control functions, and a tape I/O system that is faster and has filenames too. C1P & C4P .....\$21.95

**AUTOLOADER PLUS:** Why waste time and effort with a sloppy machine code tape generation program? This one will give the results you need with ease. C1P II versions come with a video mod. C1P & C4P .....\$10.95

SEND \$1.00 FOR CATALOG TO:

Computer Science Engineering  
Box 50 291 Huntington Ave.  
Boston, MA 02115



**MICRO-PROCESSOR:** Word Processing system for the C1P II. Now do reports, letters and other documents that need that professional touch to them. Coded in machine code for maximum efficiency and minimum hassle. For C1P II only .....\$44.95

**OSI/MICROSOFT ROM LISTING:** Jammed packed with information and limited comments. See how your machine ticks. This should be the machine coder's BIBLE. Includes a major subroutine list with descriptions 100+ pages .....\$12.95

F

Listing 2

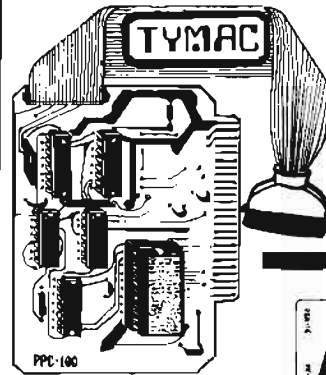
```

;BASIC ACCESS TO
;CURSOR CONTROL
CURSOR=$E0
ALTTWIN=$E6
PATCH=$1E0F
ESCAPE=$1E5C
HOME=$1E72
RUBOUT=$1E80
PCURSR=$1F14
PRINT=$1F1F
*=$0264
0264 2008B4 USRGD JSR $B408 ;CONVERT TO 2-BYTE No.
0267 C900 CMP $0 ;IS HI BYTE=0?
0269 F010 BEQ ESC ;YES, TO CC SUBS
026B 6C1100 JMP ($0011) ;JUMP TO ADDRESS
026E ;
026E 201AA7 CLR JSR $A71A ;FIND END OF LINE
0271 C8 INY ;PLUS 1
0272 98 TYA
0273 18 CLC ;UPDATE PARSER POINTER
0274 65C3 ADC $C3
0276 9002 BCC CL1
0278 E6C4 INC $C4
027A 60 CL1 RTS
027B ;
027B 88 ESC DEY ;SWITCH WINDOWS
027C D005 BNE RUB
027E 48 PHA
027F 48 PHA
0280 4C601E JMP ESCAPE+4
0283 ;
0283 88 RUB DEY ;CLEAR WINDOW
0284 D005 BNE HOM
0286 48 PHA
0287 48 PHA
0288 4CB41E JMP RUBOUT+4
028B ;
028B 88 HOM DEY ;HOME CURSOR
028C D005 BNE PRINAT
028E 48 PHA
028F 48 PHA
0290 4C6F1E JMP HOME-3
0293 ;
0293 88 PRINAT DEY ;PRINT AT
0294 D016 BNE WINSET
0296 201F1F JSR PRINT ;ERASE CURSOR
0299 20C1AA JSR $AAC1 ;GET OFFSET
029C 2008B4 JSR $B408 ;CONVERT TO 2-BYTE No.
029F 84E0 STY CURSOR ;ADD OFFSET TO $D000
02A1 18 CLC
02A2 69D0 ADC #$D0
02A4 85E1 STA CURSOR+1
02A6 20141F JSR PCURSR ;PRINT CURSOR
02A9 4C6E02 JMP CLR ;GOTO END OF LINE
02AC ;
02AC 88 WINSET DEY ;SET ALT. WINDOW
02AD D032 BNE ERR
02AF 20C302 JSR WINGET+3 ;GET START OF WINDOW
02B2 20D502 JSR STOR ;STORE IT
02B5 20C002 JSR WINGET ;GET END OF WINDOW
02B8 A202 LDX #2
02BA 20D502 JSR STOR ;STORE IT
02BB 4C6E02 JMP CLR ;TO END OF LINE
02C0 ;
02C0 20D1AC WINGET JSR $AC01 ;FIND COMMA ELSE ERROR
02C3 20C1AA JSR $AAC1 ;GET VALUE
02C6 2005AE JSR $AE05 ;CONVERT TO 2-BYTE #
02C9 C6AF DEC $AF ;MINUS 1
02CB A205 LDX #5 ;#6 FOR 2K CONVERSIONS
02CD 06AF W1 ASL $AF ;MULTIPLY BY 32
02CF 26AE ROL $AE
02D1 CA DEX
02D2 D0F9 BNE W1
02D4 60 RTS
02D5 ;
02D5 A5AF STOR LDA $AF ;STORE WINDOW VALUES
02D7 95E6 STA ALTTWIN,X
02D9 18 CLC
02DA A9D0 LDA #$D0
02DC 65AE ADC $AE
02DE 95E7 STA ALTTWIN+1,X
02E0 60 RTS
02E1 4C88AE ERR JMP $AE88 ;FUNCTION CALL ERR
    
```

MICRO



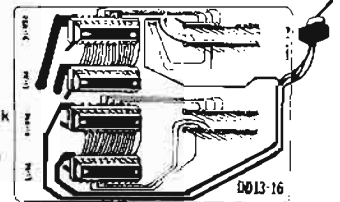
# 201-839-3478 hardware



### PARALLEL PRINTER CARD

A Universal Centronics type parallel printer board complete with cable and connector. This unique board allows you to turn on and off the high bit so that you can access additional features in many printers. Use with EPSON ANADEX, STARWRITER, NEC, OKI, and other with standard Centronics configuration. \$39.00

### DOUBLE DOS Plus



DOUBLE DOS Plus - a piggyback board that plugs into the disk controller card so that you can switch select between DOS 3.2 and DOS 3.3

Nothing needs to be soldered, just plug in and go. Since all four ROMS are used, all software will work, the ROMS fit on the back of the board allowing full use of slot #7. One set of ROMS is powered up at a time.

DOUBLE DOS Plus requires APPLE DOS ROMS

\$39.00

201-839-3478

# software



AGAIN! Ahead of all others.

## NIBBLES AWAY II

The software's new and improved disk controller.

- AUTO-LOAD PARAMETERS.
- EXPANDED USER MANUAL
- TRACK/SECTOR EDITOR
- DISK DIAGNOSTICS
- PROGRAM MODIFICATION
- FAST & MORE ACCURATE

NIBBLES AWAY II, second edition, is a greatly enhanced and improved version of our earlier product NIBBLES AWAY. Many new and exciting features have been implemented in NIBBLES AWAY II to insure State of the Art reliability. Other similar systems on the market today. Productivity of NIBBLES AWAY II begin to compare with all the features built into NIBBLES AWAY II.



Updates will be made available to all earlier versions through COMPUTER APPLICATIONS for a modest charge of Two Dollars to cover manual, Diskette, and Postage & handling include NAME and SERIAL # of ORIGINAL



ONLY \$69

Dealer Inquiries Invited.

## 3D Robot Tank

Fast Machine Language 3D Hires Animation Arcade game with sound. Look out of your turret and try to blast the enemy tanks and saucers.

3D Animation adds to the effects and use of the game paddles or joystick give you command of your tank. ONLY \$29.95

## Super PIX HIRES SCREEN DUMP

The Software package that will allow your printer to dump page 1 or page 2 of the Apple Hires screen horizontally or vertically. Use with EPSON \* MX-80 with or without GRAFTRAX™ Roms, MX-70 OKI \* Microline 80, 82, 83, 82A, 83A C 110H™ 8510 and NEC. Requires Tymac Parallel Printer Board PPC 100 MX-80 Version \$39 all others \$24.95

THE APPLE CARD - Two sided 100% plastic reference card Loaded with information of interest to all Apple owners \$3.98



**MICRO-WARE DIST. INC.** P.O. BOX 113 POMPTON PLAINS, N.J. 07444

# PROGRAMMING THE APPLE II JUST GOT EASIER!

**A  
N  
I  
X  
  
V  
1  
·  
0**

## A UNIX-like DOS 3.3 Compatible Operating System for the Apple II

UNIX 1.0 is a "Tiny-UNIX™" that is completely file structure upwards compatible with DOS 3.3. UNIX incorporates a healthy subset of UNIX'S™ capabilities and a superset of CP/M's™ capabilities. In addition to the UNIX operating system, Lazer provides over 30 utility programs on the UNIX disk. Included are: ADU (UNIX disk utility), DUPDSK, EXPUNGE, DREN, STAT, TYPE, PUTDOS, FREE2, UNDEL, MAKE, SIZE, MON, NOMON, WC (word count), LC (line count), PIE, PATCH, PRINT, BUILD, FIND, BTOT (binary to text conversion), INIT, MAKEAUTO, PAG3, ED, COPY, SETCLK, SETPRTR, SETLOWER, SETINMODE, TIME, and more! Many of the programs found on the UNIX disk are selling alone for between \$30 and \$60. Also included are the source listings for several of the utilities. For advanced machine language programmers, the source listing of the entire operating system is available separately. UNIX supports powerful screen editing commands and will automatically time and date stamp files saved to disk (if a clock card is installed). For a complete description of UNIX's capabilities, call or write Lazer.

UNIX is the start of a complete line of system software tools available from Lazer MicroSystems, Inc. All new languages and applications programs available from Lazer will run under the UNIX operating system. Lazer Pascal is available now. Other languages and systems are in the works. Productive programmers are already using UNIX, are you?

**L  
a  
z  
e  
r  
  
P  
a  
s  
c  
a  
l**

## The Elegance of Pascal-- The Power of "C"

Lazer Pascal is a unique systems programming language for the Apple II. It combines features found in Pascal and is extended to include several features found in the "C" programming language. The Lazer Pascal compiler is very fast (1500-2000 lines/minute) making the system very easy to use. No longer will the systems programmer or game programmer be forced to use assembly language, Lazer Pascal is here!

Lazer Pascal supports BYTE, CHAR, BOOLEAN, INTEGER, LONG, pointer, string, array, static, and dynamic data types. Lazer Pascal was created to replace 6502 machine language as the choice of systems and game programmers. Included with Lazer Pascal are several sample programs demonstrating the use of Lazer Pascal including: ANIX.P, TSTPARMS.P, LINECOUNT.P, WORDCOUNT.P, CHARCNT.P, EXPAND.P, COMPRESS.P, CRYPT.P, and TRANSLIT.P. Better yet, the source listings for the compiler, P-code interpreter, and other utilities are included.

**D  
/  
A  
S  
M**

## A High-Powered 6502 Disassembler for the Apple II

DISASM/65 produces a 6502 assembly language source listing from machine code and a set of input commands. Only DISASM/65 supports all the commonly used data types found in machine language programs. We used DISASM/65 to disassemble DOS 3.3 for our popular DOSOURCE 3.3 product-- that should describe DISASM/65's power! DISASM/65 is provided with our popular LISA V2.5 assembler. Several users, however, have reported considerable success using DISASM/65 with the Toolkit assembler, the SC Assembler, TED, and others; so we are offering DISASM/65 separately for these users.

## p-SOURCE The Internals of the Apple P-code Interpreter Explained

p-SOURCE is a technical manual that describes the internal operation of the Apple Pascal P-code interpreter. Included are descriptions of programming techniques used within the interpreter, hints on how to speed up the interpreter, add your own routines to it, and incorporate hardware floating point. p-SOURCE is absolutely essential to the Pascal programmer.

UNIX, Lazer Pascal, p-SOURCE and DISASM/65 were all written by Randy Hyde, the author of "USING 6502 ASSEMBLY LANGUAGE", LISA, SPEED/ASM, DOSOURCE 3.3, and other fine software products. Additional information on Lazer's software products can be obtained by calling or writing Lazer MicroSystems, Inc.

### Lazer Software Products: Other Fine Lazer Products:

UNIX:	\$49.95	Lower Case +Plus II :	\$29.95
LAZER PASCAL:	\$39.95	Lower Case +Plus :	\$64.95
DISASM/65:	\$29.95	Keyboard +Plus :	\$99.95
p-SOURCE (book):	\$19.95	Character Set +Plus :	\$24.95

UNIX™ Bell Labs. APPLE II™ Apple Computer, Inc.  
CP/M™ Digital Research, Inc. ANIX™ Lazer MicroSystems, Inc.

**Lazer**  
MICRO-SYSTEMS INC.  
1791-G Capital  
Corona, CA 91720  
(714)735-1041



## The Single Life

By Brad Rinehart

Two years ago, Hudson Digital Electronics Inc. (HDE) decided to add an improved BASIC interpreter to their expanding line of development software. I was able to witness the creation of this interpreter, HDE Disk BASIC. Here's the inside story.

HDE designed their BASIC primarily for demanding industrial users, such as General Electric. Therefore, a comprehensive, sophisticated package was a necessity. However, since many hobbyists, businessmen, and professionals use HDE products, the new BASIC also had to be easy-to-use.

HDE wisely chose Microsoft's popular BASIC as the foundation for its new Disk BASIC. In the beginning there were the standard reserved words: PRINT, INPUT, TAN, POKE, etc., and only a few, very limited, disk commands. Today there are 127 reserved words, three types of disk files, and several library functions. Quite a piece of software!

HDE Disk BASIC is compatible with the AIM, SYM, and KIM disk systems. Customized versions are available by special request. I'll discuss only the KIM-based version here (the other versions are similar).

I want to start by describing some of HDE Disk BASIC's more outstanding features. In the KIM-based version, HDE Disk BASIC resides in memory from \$2000 to \$5000 and also uses memory from \$E000 to \$ECFF. In a 56K system, this leaves approximately 36,600 bytes of user memory! Room for plenty of code here.

HDE Disk BASIC is very user-friendly. For example, it relieves the user of the burden of manipulating the machine through PEEKs and POKEs. Instead, HDE Disk BASIC provides such handy features as 'ERN' and 'ERL', reserved words that return the 'Error Number' and 'Error Line' when an error occurs. The programmer can call this feature *via* an 'ON ERROR GOTO' instruction.

The following example demonstrates the use of ERL and ERN to determine that an OUT OF DATA error occurred during the READING of the data statements into the string variables.

```
10 ON ERROR GOTO 100
20 READ A$, B$, C$
30 DATA THESE, ARE, STRINGS
40 END
100 IF ERN = 4 AND ERL =
    20 THEN RESTORE: RESUME
110 PRINT "ERROR NUMBER";
    ERN; "OCCURRED IN LINE";
    ERL:STOP
```

Note that the use of ERL allows you to clarify not only the type of error, but also in which line it occurred.

HDE Disk BASIC also provides you with a line editor similar to the one found in HDE's TED (TExt eDitor). This feature alone will save many hours of program development time on the screen.

The editor functions include:

APP allows you to append or add statements or comments to the end of one or more lines.

AUTO provides automatic line numbering. You may specify the line number to start with, as well as the line increment value (1-10).

COPY lets you copy one line to one or more new or existing lines. If the target line (the one being copied to) already exists, the entire line will be replaced with the source line.

DEL deletes from line to line. You may also specify DEL REM which will delete all the REM or remark statements from the program and leave the rest of the program untouched.

EDIT in HDE Disk BASIC is almost identical to the EDT statement in TED. By specifying the line to edit, (i.e. EDIT 200), you may insert, delete, or modify characters within the line.

FIND lets you find or locate reserved words or statements within the program.

MOVE is similar to COPY, except that the source line is removed from the text. For example, MOVE 100 200 will cause line 100 to be removed from the text and placed at line 200.

RENUM provides for renumbering of the program. It automatically adjusts all GOTO and GOSUB references to renumbered lines. You may specify the line to start with, the line number increment value, the number to assign to the first line, and the last line to renumber. This is an extremely useful function.

SET allows you to change a group of characters or words anywhere it occurs within the program. BASIC's SET command will display the line before making the change. You then have the ability to invoke the automatic change, or abort the change in individual lines or string occurrences.

You will appreciate these powerful edit functions. Instead of having to list programs or search for a particular statement, you can execute the FIND command and BASIC will display all lines containing the requested statement. And if you've ever spent hours removing the remark statements from the runtime version of a program, you'll especially appreciate the DEL REM function.

When comparing one machine with another, keep in mind that HDE's edit functions are an integral part of the interpreter, not an add-on package or one that must be 'hooked' or 'linked' into the interpreter by the user. When you buy the software, you get the editor!

Modular or single board systems allow you to interface more than one type of terminal to the system. This ability provides a great deal of flexibility for the system designer, but it also presents interesting problems to the software engineer. For example, many terminals recognize the escape (ESC) character as a 'lead in' character for control sequences (clear screen, position cursor, etc.). Still others may use control characters, such as 'control X'

or 'control A' to invoke special functions, like self test. Another problem arises when a teletype is used as the terminal. Most teletypes only provide for a 72-character line, while CRT displays allow a minimum of 80 characters.

HDE Disk BASIC recognizes several characters which are used for specific functions. The escape (ESC) character is used to insert characters within a line when editing. Control X is used as a cancel character for several commands. To avoid conflicts, a personality module allows you to change the characters that are recognized for backspace, back-arrow, escape, control X, and control A. The personality module also allows you to define the line width and the character sequence transmitted for 'CLS' or clear screen.

In addition to interfacing BASIC to the system terminal, the personality module may be used to keep you out of trouble. For example, program development generally dictates that some means of stopping the program and/or looking at memory locations must exist. However, when the program is purchased by end users, they do not want the program to stop, and they do not care what is in which memory location. Therefore, we need a way to keep both sides of the industry happy. HDE's personality module satisfies this requirement. The normal functions, such as escape, control X, control A, etc., may be used while you develop the software. Then, after the package is complete, the personality module may be used to eliminate these functions. The process is simple: just 'tell' BASIC to recognize \$FF for these functions. Since no terminal transmits this hex sequence, the functions are ignored.

If you have not yet ventured beyond the realms of the personal computer, you may need an explanation of the library function. Many years ago someone decided that there must be a way to invoke common routines from more than one program. Therefore, a method was devised to provide shared routines, similar to the way in which people share books from a public library. When you want it, you go get it. When you're through with it, someone else may use it. The only requirement is that the book or routine must be in the library when you need it. In the case of a disk-based library, the routine is read from the disk when needed, but it is never erased or removed.

This library allows you to expand the capabilities of the interpreter without expanding the size of the interpreter in memory. Currently, there are several useful routines that may be included in the library. I should mention that the user is required to pay a nominal fee for these routines as they are not part of the standard package. A sampling of the HDE Disk BASIC library routines follows:

DUP lets you duplicate a data disk. DUP copies the entire disk using the FREE area in BASIC as a large disk buffer.

JMP prints a cross-reference of all referenced line numbers and the lines that reference them. For example, in the statement 100 GOSUB 1000, line 1000 is the referenced line, 100 is the line that refers to it.

VAR provides a cross reference of all variables and the lines in which they are used.

MAP displays the current memory map defining the area used for program storage, array storage, simple variables, disk file buffers, strings, and the free (or FRE) area.

A unique feature of the library is the means by which routines are called from it. For example, to implement the 'VAR' routine, you only need to enter LIB "VAR". Hence, virtually any routine may be added to the library and invoked through the 'LIB' command. This means that user routines may be called directly from the library, saving an entry into the disk index! The library is currently limited to fifty sectors, which is about 6400 bytes. However, it may be expanded if necessary.

When you boot up your HDE disk system, control is passed to the File Oriented Disk System (FODS). From FODS, you enter the command 'BAS' and BASIC is loaded from the system disk (usually drive 1 or 0) and initialized. The following phrase appears on the screen:

#### MEMORY SIZE?

You have three options. If a carriage return only is entered, BASIC determines the amount of available memory. If you do not wish to allow BASIC to use all of memory, you enter the decimal value of the highest location to be allocated to BASIC, followed by a

(RETURN). If you want to allocate memory above \$CFFF for something other than BASIC, you enter 53247 (RETURN) to the MEMORY SIZE? question. If this is the first time BASIC is run, you may want to enter a 'P' followed by (RETURN). This invokes the personality module.

There is one more method for invoking BASIC. Even though little has been written about FODS, it does provide for an 'auto start' function. This function may be used to implement BASIC, or any other program from the system disk. First the command word, such as BAS, must be written into FODS. Then either the boot strap routine must be changed to jump four locations higher into FODS, or the first three locations in FODS must be changed to NOPs (\$EA). I find it easier to load FODS, change the first three locations, and save it back to a blank disk. This disk is then used for all auto start functions.

The command word used to invoke the called program is written into FODS beginning 38 (\$26) locations from the beginning. FODS will recognize the first three characters as a command. The command word must be terminated by a carriage return (\$0D). When invoking BASIC, if the sequence 'BAS. \$0D' is used, BASIC will then look for a program '@MENU' on the system drive and execute it.

This auto start function allows a user, as opposed to a programmer, the ability to use pre-packaged software.

Next month I will explain the reserved words and their uses. Those of you who are interested in bringing HDE Disk BASIC up on your machine may want to contact one of HDE's factory representatives about obtaining a copy of the package.

---

Please address all correspondence to the author at 1508 Stanton Street, York, Pennsylvania 17404.

---

**MICRO**

# MICRO

BUSINESS WORLD INC.  
Information Line (213) 996-2252  
TOLL FREE MAIL ORDER LINES  
(800) 423-5886 Outside Calif.

### COMPUTERS

	List	Our Price	SAVE
Apple II-16K	\$1330.00	\$999.00	\$331.00
Apple II-32K	1430.00		
Apple II-64K	1580.00		
Apple II-128K	1725.00		
Apple III 128-K	3915.00	2997.00	918.00

**SPECIAL CALL**

ALTOS 8CS 8000-15	1990.00	4450.00	1640.00
SHARP-64K Z80 FULL KBD YX-3200			CALL
NEC PC 8001	1295.00	1050.00	245.00

### ATARI PERSONAL COMPUTERS

	List	Our Price	SAVE
400 16K Bytes of Ram	595.00	337.45	257.55
800 16K Bytes of Ram	5100.00	739.00	332.00
410 Program Recorder	90.00	77.00	13.00
810 Disk Drive	600.00	457.00	143.00
825 Printer (80 col. Centronic 737)	999.95	749.00	250.95
820 Printer (40 col. Impact)	450.00	353.00	97.00
830 Acoustic Modem	200.00	153.00	47.00
850 Interface Module	220.00	192.00	28.00
Atari VisiCalc	200.00	164.00	36.00
Atari 400-16K	595.00	327.00	268.00

### HEWLETT PACKARD

	List	Our Price	SAVE
HP-125 Microcomputer	3750.00	2990.00	760.00
HP-85 Microcomputer	3250.00	2475.00	775.00
HP-83 Microcomputer	2250.00	1777.00	473.00
16K Exp-Memory Module	295.00	258.00	40.00
Graphics Plotter 7225	2450.00	2075.00	375.00
Personality Mod. for 7225	750.00	665.00	85.00
26318 Impact Printer. Hwy dry	3950.00	3250.00	700.00
Option 020 for 26318	150.00	125.00	25.00
8 Drives to choose from			
829025	1300.00	1125.00	175.00
8895A 8" Dual Drive	6850.00	5500.00	1350.00
Graphics Tablet 9411A	2050.00	1670.00	374.00
HP-41 CV New 2.2 bytes mem	395.00	250.00	145.00
HP-41-C Calculator	250.00	185.00	65.00
Card Reader for 41CVIC	215.00	162.00	53.00
Printer for 41CVIC	385.00	289.00	96.00
Optical Wand for 41 CVIC	125.00	97.00	28.00
Quad Ram equals 4 Mem. Mods	95.00	81.00	14.00
Memory Modules for 41C		25.00	
HP-97 Program/Printer	750.00	595.00	155.00
HP-67 Program/Copier	375.00	295.00	80.00
HP-34C Program/Scientific	150.00	117.00	33.00
HP-38C Program/Biz. Sci.	150.00	117.00	33.00
HP-32C Adv. Scientific	55.00	48.00	7.00
HP-37E Business Mgmt.	75.00	57.00	18.00

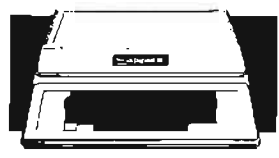
We carry a large inventory of libraries, accessories and supplies.

### PRINTERS

	List	Our Price	SAVE
EPSON MX 80 PT	745.00	549.00	196.00
MX 60 IMPACT	645.00	450.00	195.00
MX 70 IMPACT	500.00	390.00	110.00
MX 100	995.00	765.00	230.00
APPLE II ETYPE	645.00	399.00	246.00
ANADREX 9501	1650.00	1299.00	351.00
NEC S510	3195.00	2445.00	750.00
S515	3295.00	2545.00	750.00
3510	2495.00	1785.00	710.00
3515	2545.00	1849.00	696.00
OKIDATA MICROLINE 80	545.00	395.00	150.00
MICROLINE 82	649.00	549.00	100.00
MICROLINE 83	1050.00	769.00	281.00
PAPER TIGER 445G with Graphics	795.00	695.00	100.00
460G with Graphics	1,394.00	899.00	495.00
550G New full size	1,695.00	1,199.00	556.00
DIABLO (LETTER QUALITY) 830 R102 bl directional tractor	2,965.00	2,350.00	615.00
1640K109 keyboard tractor	4,000.00	2,899.00	1,100.00
630 PO Receive Only 1650K 136 keyboard tractor	2,710.00	2,250.00	460.00
	4,000.00	3,100.00	900.00

## SPECIAL OF THE MONTH

APPLE II PLUS = 64K  
48K W/16K EXPANSION BOARD



Our price  
**\$1199.00**

List price \$1780.00  
Our price \$1199.00  
**Save \$581.00**

### APPLE II STUDENT SYSTEM

- Apple II Plus System-48K RAM
  - Disk II Floppy Disk & Interface (DOS 3.3)
  - 12" Grn. Phs. Video Monitor
- SAVE \$655**  
Our Price **\$1795**  
List \$2450.00

### MONITORS

	List	Our Price	SAVE
NEC Grn. Phs. 12"	\$285.00	239.99	145.00
BMC Green Phs. 12"	275.00	239.00	46.00
Zenith 12"	159.00	119.00	30.00

### SANYO MONITORS

High Resolution, Number 1 seller

	List	Our Price	SAVE
13" Color (new) high quality	\$550.00	388.00	\$162.00
12" Green Phosphorus	360.00	240.00	120.00
12" Black & White	340.00	217.00	123.00
15" Black & White	370.00	235.00	135.00
9" Black & White (The Best Seller!)	235.00	145.00	90.00

### DISKETTES

SOLD IN BOXES OF 10 (Min. Purchase)  
BUY \$100 of the Following Diskettes

DYLAN	List	Our Price	SAVE
104/4 5" SOFT SECTOR	\$ 6.00	3.99	2.01
104/10 5" DBL DEN. SOFT SEC	6.40	4.60	1.80
3740/1 8" SOFT SECTOR	7.25	4.75	2.50
3740/10 8" DBL DEN. SOFT SECTOR	10.75	6.90	3.85
MAXELL MD-1 5" SOFT SEC-TOR/DBL DEN	5.00	4.00	1.00
MD-2 5" SOFT SEC-TOR/DBL SIDE/DBL DEN	7.00	4.90	2.10
FD-1 8" SOFT SEC./DBL DEN	6.50	4.50	2.00
FD-2 8" SOFT SEC./DBL SIDE/DBL DEN.	6.50	5.95	2.55

### TERMINALS

#### TELEVIDEO

	List	Our Price	SAVE
910	699.00	599.00	100.00
912C	950.00	699.00	251.00
920C	995.00	795.00	200.00
950C	1,195.00	949.00	246.00

### DRIVES

CORVUS	List	Our Price	SAVE
5 MBYTES	3,750.00	3,050.00	700.00
10 MBYTES	5,350.00	4,449.00	901.00
20 MBYTES	6,450.00	6,450.00	1,126.00

### SOFTWARE FOR APPLE II

	List	Our Price	SAVE
Apple Fortran	\$ 200.00	\$ 147.00	\$ 53.00
DOS 3.3 (16 Sector)	60.00	45.00	15.00
Apple PILOT (16 Sector)	150.00	119.00	31.00
Apple FORTRAN (16 Sector)	200.00	159.00	41.00
Language System with Apple Pascal	495.00	399.00	96.00
BPI General Ledger System	395.00	319.00	76.00
BPI Inventory Package	395.00	319.00	76.00
VisiCalc	200.00	159.00	41.00
Desktop Plan II	200.00	159.00	41.00
MicroLab Database System	150.00	119.00	31.00
Stoneware DB Master	229.00	169.00	60.00
Muse SuperText I	150.00	119.00	31.00
Software Magic Window	99.00	72.00	27.00

### TEXAS INSTRUMENTS

TI 99/4A Console New Improved	950.00	385.95	564.05
16" Color Monitor High Resolution	374.95	317.95	57.00
32K Memory Module	399.95	312.95	87.00
Speech Synthesizer	149.95	127.95	22.00
Disk Memory Drive	499.95	390.95	109.00
RF Modulator	49.95	42.50	7.45
Telephone Copier (Modem)	224.95	188.95	39.00
Printer (Solis State)	399.95	315.95	84.00

### MODEMS

NOVATION CAT MODEM	189.95	140.00	49.95
NOVATION B-CAT	199.00	150.00	49.00
NOVATION APPLE-CAT	349.00	310.00	39.00
HAYS MICROMODEM	375.00	295.00	80.00
HAYS SMARTMODEM	279.00	239.00	40.00

### CALCULATORS

CASIO	List	Our Price	SAVE
HR-10	49.95	39.00	10.95
HR-12	54.95	42.00	12.95
FR-100	79.95	59.00	20.95
FR-1210	129.95	99.00	30.95
PG-20	29.95	23.00	6.95
LC-785	12.95	10.00	2.95
LC-3105	12.95	10.00	2.95
FX-85 Scientific	29.95	23.00	6.95
FX-81 Scientific	19.95	17.00	2.95
FX-360DP Scientific	39.95	29.95	10.00
FX-602P "Computer Talk" 88 Memories Programming Upper & Lower Case Del Matrix	129.95	99.00	30.95
FX-702P Solves Problems with Alpha-Numeric Clarity. uses Basic Language	199.95	159.00	40.95

### TELE. ANSW. DEVICES

PHONE MATE	List	Our Price	SAVE
900	119.95	86.00	33.95
905 Remote	199.95	144.00	55.95
910	159.95	115.00	44.95
920	199.95	144.00	55.95
925 Remote	239.95	173.00	66.95
930 Remote	299.95	214.00	85.95
950 Remote	339.95	245.00	94.95
960 Remote	399.95	288.00	111.95

### 1 Year Extended WARRANTY \$99.00

INQUIRE

WINGS FINANCIAL SOLUTION VISA/MAST

### MICRO BUSINESS WORLD WAREHOUSE

18720 Oxnard, #108 Tarzana, CA 91356  
OUTSIDE CA CALL TOLL FREE 1 (800) 423-5886 IN CA (213) 996-2252

NAME (PLEASE PRINT) \_\_\_\_\_  
ADDRESS \_\_\_\_\_  
CITY \_\_\_\_\_  
STATE \_\_\_\_\_ ZIP \_\_\_\_\_  
CITY, STATE, ZIP, PHONE, NAME (PLEASE PRINT)

TOTAL ENCLOSED \$ \_\_\_\_\_  
TOTAL ENCLOSURE \$ \_\_\_\_\_

SEND TO: MICRO BUSINESS WORLD  
P.O. BOX 500  
18720 Oxnard, #108 Tarzana, CA 91356

☐ CREDIT CARD ☐  
☐ CASH/CREDIT CARD (ALLOW 2 WEEKS CLEARANCE FOR CHECKS)

NAME \_\_\_\_\_  
SIGNATURE \_\_\_\_\_

WE RESERVE THE RIGHT TO CORRECT TYPOGRAPHICAL ERRORS. THIS 30 SUPERCEDES ALL PREVIOUS ADS.





# HAVE WE GOT A PROGRAM FOR YOU IN '82

Over 150,000 computer owners and novices attended the 1981 National Computer Shows and Office Equipment Expositions, and more than a quarter of a million are expected to be at the 1982 shows.

Each show features **hundreds** of companies using **thousands** of square feet of display space to showcase and sell **millions** of dollars worth of micro and mini computers, data and word processing equipment, peripherals, accessories, supplies and software.

Under one roof you'll see — and be able to buy — all of the hardware and software made by every major computer manufacturer for business, industry, government, education, home and personal use.

The show includes computers costing as little as \$100 to computers selling for \$150,000.

Don't miss the coming of the new computers — show up for the show. Admission is \$5 per person and \$3 for children.

## THE NATIONAL COMPUTER SHOWS

### Ticket Information

Send \$5 with the name of the show you plan to attend to National Computer Shows, 824 Boylston Street, Chestnut Hill, Mass. 02167. Tickets can also be purchased at the show.

## THE MID-ATLANTIC COMPUTER SHOW

Washington, DC  
DC Armory/Starplex  
Across from RFK Stadium

Thursday-Sunday  
October 28-31, 1982  
11 AM to 6 PM Daily

DIRECTIONS:  
2001 E. CAPITOL ST. SE  
(E. CAPITOL ST. EXIT OFF I-295  
— KENILWORTH FRWY)

## THE SOUTHWEST COMPUTER SHOW

Dallas  
Dallas Market Hall

Thursday-Sunday  
April 15-18, 1982  
11 AM to 6 PM Daily

DIRECTIONS:  
2200 STEMMONS FREEWAY  
(AT INDUSTRIAL BLVD.)

## THE NEW YORK COMPUTER SHOW

Uniondale, Long Island  
Nassau Coliseum

Thursday-Sunday  
April 22-25, 1982  
11 AM to 6 PM Daily

DIRECTIONS: TAKE L.I. EXPWY  
TO EXIT 38 NO. STATE PKWY  
TO EXIT 31A MEADOWBROOK  
PKWY SO. TO EXIT M5  
HEMPSTEAD TURNPIKE

## THE TWIN CITIES COMPUTER SHOW

Minneapolis  
Minn. Auditorium  
& Convention Hall  
Third Avenue

Thursday-Sunday  
September 16-19, 1982  
11 AM to 6 PM Daily

DIRECTIONS: HWY 94 to  
11th St. Exit to Third Ave.

## THE MID-WEST COMPUTER SHOW

Chicago  
(Arlington Heights)  
Arlington Park Racetrack  
Exhibition Center

Thursday-Sunday  
November 5-7, 1982  
11 AM to 6 PM Daily

DIRECTIONS: EUCLID AVE &  
WILKE RD. TAKE NW TOLLWAY  
TO RTE 53 EXIT AT  
EUCLID AVE EAST

## THE NORTHEAST COMPUTER SHOW

Boston  
Hynes Auditorium/  
Prudential Center

Thursday-Sunday  
November 11-14, 1982  
11 AM to 6 PM Daily

DIRECTIONS: TAKE MASS  
PIKE TO PRUDENTIAL  
CENTER EXIT

## THE SOUTHEAST COMPUTER SHOW

Atlanta  
Atlanta Civic Center

Thursday-Sunday  
December 9-12, 1982  
11 AM to 6 PM Daily

DIRECTIONS:  
395 PIEDMONT AVE NE  
(AT RALPH MCGILL BLVD)

The National Computer Shows are produced by Northeast Expositions Inc. who also produce Electronica — shows featuring home entertainment equipment and personal electronics — which are held annually in major US cities. NEI also produces the Applefest Shows. For more information about any of these events call us at 617-739-2000 or write to the above address.

# A feast of computing ideas.

If you work with a 6502/6809-based system, you're probably hungry for the facts and ideas that will help you understand the inner workings of your computer. You want to go beyond canned software—use your computer for more than games—learn the advanced programming techniques that enable you to get the most out of your 6502/6809 system.

**MICRO, The 6502/6809 Journal**, gives you page after page, month after month, of solid information to sink your teeth into. **MICRO** is the premier how-to magazine for serious users of the Apple, PET/CBM, OSI, Atari, AIM, SYM, KIM, and all 6809 based systems including the TRS-80 Color Computer. It's a resource journal internationally respected by professionals in business, industry, and education. Every issue of **MICRO** keeps you informed with up-to-the-minute data on new products and publications:

- **hardware catalog** with organized, concise description
- **software catalog** in an easy-to-use format
- **new publications** listed and annotated
- **reviews and evaluations** of significant products

And there's much more:

- **In-depth hardware tutorials** bring expert advice into your home or office.
- **Detailed discussions of programming languages** deepen and broaden your programming ability.
- **Complete program listings** enable you to increase your machine's capabilities.
- **Bibliography of 6502/6809 information** helps you to find pertinent articles in a timely manner.
- **Special monthly features** with in-depth treatment of one subject or



## You'll love every byte.

**YES!** I want to get more from my microcomputer. Please send me \_\_\_\_\_ year(s) of MICRO at \$ \_\_\_\_\_/year. (Outside U.S. and Canada, please indicate via  surface or  air mail)

Name \_\_\_\_\_

Company \_\_\_\_\_

Street \_\_\_\_\_

City \_\_\_\_\_ State \_\_\_\_\_ Zip Code \_\_\_\_\_

- Check enclosed for \$ \_\_\_\_\_  
 Charge my credit card account  
 VISA  MasterCard

Signature \_\_\_\_\_

Card number \_\_\_\_\_

Expiration date \_\_\_\_\_

system increase your knowledge of the field.

- **Balanced mix of machine-specific and general articles** for your everyday use as well as long-range reference needs.

- **Informative advertising** focused specifically on 6502/6809 machines keeps you abreast of latest developments.

- **Reader feedback** puts you in touch with other micro-computerists.

**MICRO** is the magazine you need to get the most from your own 6502/6809 system!

To order, send your check or international money order (payable to MICRO) and the order form at left, to:

Subscription Fulfillment  
MICRO, Dept. M1  
34 Chelmsford Street  
P.O. Box 6502  
Chelmsford, MA 01824

**Or, for your convenience, call our toll-free number:**

**1-800-227-1617, Ext. 564**

(In California, 800-772-3545, Ext. 564)

and charge your subscription to your MasterCard or VISA. (All orders must be prepaid in U.S. dollars or charged to your MasterCard or VISA.)

**SUBSCRIPTION RATES** (U.S. dollars)

Yearly subscription (ISSN 027-9002) saves 20% off the single-issue price.

U.S. \$24\*

Canada \$27


Europe \$27 (\$42 by air mail)

Mexico, Central America, Mideast, North and Central Africa \$27 (\$48 air)

South America, Far East, South Africa, Australasia \$27 (\$72 air)

\* **SPECIAL OFFER—U.S. ONLY:**

Save even more—30% off single-issue price: 2 years, \$42



BOX 120  
ALLAMUCHY, N.J. 07820  
201-362-6574

**HUDSON DIGITAL ELECTRONICS INC.**

## THE TASK\* MASTERS

HDE supports the \*TIM, AIM, SYM and KIM (TASK) with a growing line of computer programs and peripheral components. All HDE component boards are state-of-the-art 4½" x 6½", with on board regulation of all required voltages, fully compatible with the KIM-4 bus.

### **OMNIDISK 65/8 and 65/5**

Single and dual drive 8" and 5¼" disk systems. Complete, ready to plug in, bootstrap and run. Include HDE's proprietary operating system, FODS (File Oriented Disk System).

### **DM816-M8A**

An 8K static RAM board tested for a minimum of 100 hours and warranted for a full 6 months.

### **DM816-UB1**

A prototyping card with on-board 5V regulator and address selection. You add the application.

### **DM816-P8**

A 4/8K EPROM card for 2708 or 2716 circuits. On board regulation of all required voltages. Supplied without EPROMS.

### **DM816-CC15**

A 15 position motherboard mounted in a 19" RETMA standard card cage, with power supply. KIM, AIM and SYM versions.

### **DISK PROGRAM LIBRARY**

Offers exchange of user contributed routines and programs for HDE Disk Systems. Contact Progressive Computer Software, Inc. for details.

### **HDE DISK BASIC**

A full range disk BASIC for KIM based systems. Includes PRINT USING, IF . . . THEN . . . ELSE. Sequential and random file access and much more. \$175.00

### **HDE ADVANCED INTERACTIVE DISASSEMBLER (AID)**

Two pass disassembler assigns labels and constructs source files for any object program. Saves multiple files to disk. TIM, AIM, SYM, KIM versions. \$95.00

### **HDE ASSEMBLER**

Advanced, two pass assembler with standard mnemonics. KIM, TIM, SYM and KIM cassette versions. \$75.00 (\$80.00 cassette)

### **HDE TEXT OUTPUT PROCESSING SYSTEM (TOPS)**

A comprehensive text processor with over 30 commands to format and output letters, documents, manuscripts. KIM, TIM and KIM cassette versions. \$135.00 (\$142.50 cassette)

### **HDE DYNAMIC DEBUGGING TOOL (DDT)**

Built in assembler/disassembler with program controlled single step and dynamic breakpoint entry/deletion. TIM, AIM, SYM, KIM AND KIM cassette versions. \$65.00 (\$68.50 cassette)

### **HDE COMPREHENSIVE MEMORY TEST (CMT)**

Eight separate diagnostic routines for both static and dynamic memory. TIM, AIM, SYM, KIM and KIM cassette versions. \$65.00 (\$68.50 cassette)

### **AVAILABLE DIRECT OR FROM THESE FINE DEALERS:**

Progressive Computer Software  
405 Corbin Road  
York, PA 17403  
(717) 845-4954

Lux Associates  
20 Sunland Drive  
Chico, CA 95926  
(916) 343-5033

Johnson computers  
Box 523  
Medina, Ohio 44256  
(216) 725-4560

Falk-Baker Associates  
382 Franklin Avenue  
Nutley, NJ 07110  
(201) 661-2430

Laboratory Microcomputer Consultants  
P.O. Box 84  
East Amherst, NY 14051  
(716) 689-7344

Perry Peripherals  
P.O. Box 924  
Miller Place, NY 11764  
(516) 744-6462



# KIM Bouncy Keypad Cure

**This 94-byte program eliminates the annoying keybounce and prolongs the life of your bouncy KIM-1 keypad. It can be used alone or as part of Jim Butterfield's BROWSE routine.**

Jody Nelis  
132 Autumn Drive  
Trafford, Pennsylvania 15085

My KIM has a lot of miles on it. As it aged, the keybounce appeared and became progressively worse. After a frustrating attempt at repairing the keypad myself, I gave in and bought a replacement.

While this should have been the end of the story, it was not. Just as the original had developed a bounce, so did the replacement. The thought of buying a new keypad every year discouraged me, and I sought a solution.

A study of the KIM-1 schematic diagram eliminated the idea of putting capacitors across the contacts to debounce them. A multiplexed, scanned keypad that is shared with the LED display does not lend itself to a hardware fix.

## The Cure

When I found that hardware wasn't practical, I turned to software. An analysis of the KIM-1 monitor listing led me to the source of the problem and suggested the cure.

Remember that KIM stands for Keyboard Input Monitor. Upon power up and after a little internal housekeeping, control is given to a routine in the ROM which does just that. It continually scans the keypad, patiently waiting for a key to be pushed. In its spare time, it keeps the LED display updated to reflect the latest input.

Unfortunately, this monitor routine does not have enough ability to differentiate between two separate and distinct keystrokes and one keystroke that bounced. The input routine is exceptionally fast. It will respond to your keystroke and update the display before the key you are pushing hits bottom.

Before this routine goes on to look for the next keystroke, it does a test to see if the key is still down. If it feels that it is still down, the routine just loops right there and continues to test until it decides that the key has been released. Then after a little additional internal housekeeping, it looks for the next keystroke.

A bouncing key is making and breaking contact. If it breaks contact long enough (only a few milliseconds), the test thinks that the original key has been released and a new one has been pushed. Thus, we can get a double (or triple) entry with just one keystroke. Some additional delay in the input routine is required.

## Program Overview

Presented here is my mini-monitor called "KIM-1 Bounceless Data Entry." BOUNCELESS responds to all of the hex keys as well as the "AD," "DA," and "+" keys in the same fashion as the KIM monitor. It also adds the one feature missing in the KIM monitor. It includes an adjustable timed delay which is initiated when each keystroke is first detected. During this delay time, anything happening at the keypad is totally ignored. This effectively debounces even the worst of keypads.

BOUNCELESS is 94 bytes long. It fits nicely into the RAM area in page 17, but it is totally relocatable. You may put it in any other RAM location that suits you. Listing 1 is a commented disassembly listing of BOUNCELESS. Once you have played with it and

set the delay to an interval that suits your finger and keypad condition, you can put it in EPROM if you wish.

While BOUNCELESS by itself is fine for short programs or data entry, anything over a few dozen bytes is best done using BROWSE. BROWSE is also a mini monitor utility that can be found in *The First Book of KIM*. Among other things, it can be used to aid in entering data or programs.

BROWSE has a debouncing scheme of sorts already written in it. While I have found it to be less susceptible to bounce than the KIM monitor, it is not adequate when the keypad deteriorates beyond a certain point.

Since I experienced keybounce using BROWSE, I modified it to include the time delay, thus making it bounceless also. I call my modified version DEBOUNCED BROWSE. It is 16 bytes longer than the original version, and remains totally relocatable.

Listing 2 is a hex dump of DEBOUNCED BROWSE produced by KIM. The commented disassembly of listing 3 shows only the modified portion.

## Detailed Description

The KIM monitor is about 1K long. Fortunately not all of it is really the "Keyboard Input Monitor." In fact, most of it supports the TTY and cassette interfaces on the KIM-1 board.

BOUNCELESS duplicates only those portions of the monitor that actually handle the address pointers, hexadecimal input conversions, and display management during the inputting of programs or data. It utilizes monitor subroutines whenever possible.

Looking at listing 1, the coding in BOUNCELESS from \$1780 to \$17C7 and \$17D8 to \$17DD is a condensed version of the coding found in the KIM

monitor from \$1C4F to \$1CE6. This portion, as you can determine from the comments, goes to the keyboard and gets the value of the key pushed. It then evaluates the key to see if it is a command or a hex key.

Once the decision is made, it goes to the KIM monitor to alter the address pointers, alter the data in the current address, or step to the next memory location.

The heart of BOUNCELESS is the 16-byte delay routine DEBNCE. It starts at \$17C8 and goes to \$17D7. Walking through the routine, you will see that the byte in \$17C9 is stored in a location I labeled TIMER. This is the divide-by-1024 location for the KIM interval timer.

Once a value has been stored there, the timer starts counting down. It continues to count down, no matter what else the program may be doing. In this case though, there is nothing else for BOUNCELESS to attend to other than keep the display lit by repeated calls to SCAND while waiting for the timer to time out. It is during this waiting period that we get the debounce action. Since the program is occupied with watching the timer, it cannot get back to look at the keypad again rapidly enough to be fooled by a keybounce.

The end of the debounce routine has a forced branch. To keep the program fully relocatable, I couldn't use any JMP or JSR instructions, since they would have required absolute addresses in the arguments. So, a forced branch is achieved by clearing the carry flag at \$17D5 and then using a Branch on Carry Clear at \$17D6.

DEBOUNCED BROWSE is accomplished in the same manner as BOUNCELESS. The original BROWSE coding from \$0100 to \$018D remains the same except for the byte at 0124. My new routine, DEBNCE, follows from \$018E to \$019D. See listing 3. UP, a displaced routine from the original BROWSE (\$018E to \$0193) is now located from \$019E to \$01A3.

When relocating UP, the argument for the relative branch at \$0123, which calls it, must be changed. Make \$0124 \$79 and it will point to the new location. Similarly, the argument for the forced branch at the end of UP had to be adjusted to get back to LP1.

Listing 1

```
;KIM-1 BOUNCELESS DATA ENTRY
;
;BY JODY NELIS
;
;REGISTERS USED:
DELAY      EPZ $7F           ;MAY BE VARIED BY USER
POINTL    EPZ $FA           ;ADR POINTER LSB
POINTH    EPZ $FB           ;ADR POINTER MSB
TEMP      EPZ $FC           ;TEMPORARY STORAGE
MODE      EPZ $FF           ;AD OR DA MODE FLAG
;
;MONITOR EQUATES:
TIMER     EQU $1707         ;INTERVAL TIMER
INIT1    EQU $1E8C         ;INITIALIZE DISPLAY
SCAND    EQU $1F19         ;LIGHT 'LED DISPLAY
INCPT    EQU $1F63         ;INCREMENT MEMORY POINTERS
GETKEY   EQU $1F6A         ;INPUT KEY VALUE FROM KEYPAD
;
;INITIALIZE "ST" VECTOR TO ALLOW ENTERING PROGRAM
; WITH THE "ST" KEY BY SETTING 17FA, 17FB EQUAL
; TO THE (SAL),(SAH).
;
;                                ORG $1780
;
1780 20 8C 1E INITLZ JSR INIT1 ;INITIALIZE DISPLAY
1783 20 19 1F START JSR SCAND
1786 F0 FB BEQ START ;MAKE SURE NOT JUST
1788 20 19 1F JSR SCAND ; NOISE ON THE KEYS
178B F0 F6 BEQ START
178D 20 6A 1F JSR GETKEY ;GET KEY VALUE
1790 C9 13 CMP #$13 ;IF $13 OR GREATER IT IS
1792 10 EF BPL START ;ILLEGAL OR NO KEY DOWN
1794 C9 10 CMP #$10 ;IF 'AD' KEY DOWN, SET
1796 F0 28 BEQ ADDR    ; IN ADR MODE
1798 C9 11 CMP #$11 ;IF 'DA' KEY DOWN, SET
179A F0 28 BEQ DATAM   ; IN DATA MODE
179C C9 12 CMP #$12 ;IF '+' KEY DOWN, GO TO
179E F0 38 BEQ STEP    ; STEP ROUTINE
17A0
; DATA
17A0 0A ASL ;OTHERWISE MUST BE A
17A1 0A ASL ; HEX KEY. SHIPT CHARACTER
17A2 0A ASL ; INTO HIGH ORDER NIBBLE
17A3 0A ASL ; AND STORE IN TEMP.
17A4 85 FC STA TEMP
;
17A6 A2 04 LDX #$04
17A8 A4 FF DATA1 LDY MODE ;TEST MODE FLAG (0=DATA,1=ADR)
17AA D0 0A BNE ADDR
17AC B1 FA LDA (POINTL),Y ;IF DATA, GET DATA,
17AE 06 FC ASL TEMP ; SHIPT CHARACTER,
17B0 2A ROL ;SHIPT DATA,
17B1 91 FA STA (POINTL),Y ; DATA TO DISPLAY,
17B3 18 CLC ; AND FORCE JUMP.
17B4 90 05 BCC DATA2 ;ALWAYS!
17B6
; ADDR
17B6 0A ASL ;IF ADR, SHIPT CHAR,
17B7 26 FA ROL POINTL ; SHIPT ADR LOW AND
17B9 26 FB ROL POINTH ; SHIPT ADR HIGH
; DATA2
17BB CA DEX
17BC D0 EA BNE DATA1 ;DO IT FOUR TIMES
17BE F0 08 BEQ DEBNCE ; THEN DEBOUNCE KEY
17C0
; ADDR
17C0 A9 01 LDA #$01
17C2 D0 02 BNE DATAM1 ;SET MODE FLAG TO ADDR
17C4
; DATAM
17C4 A9 00 LDA #$00
17C6 85 FF DATAM1 STA MODE ;SET MODE FLAG TO DATA
17C8
; DEBNCE
17C8 A9 7F LDA #DELAY ;SET DEBOUNCE TIME DELAY
17CA 8D 07 17 STA TIMER
17CD 20 19 1F JSR SCAND ;KEEP DISPLAY LIT
17D0 2C 07 17 BIT TIMER ; IF TIME NOT UP YET
17D3 10 F8 BPL TIME ;KEEP CHECKING TIMER
17D5 18 CLC ;WHEN TIME IS UP,
17D6 90 AB BCC START ; JUMP BACK TO START
17D8
; STEP
17D8 20 63 1F JSR INCPT
17DB 18 CLC ;CALL ROUTINE TO EXECUTE
17DC 90 EA BCC DEBNCE ; THE + COMMAND & DEBOUNCE
17DE
;
17DE END
```

**Listing 2: DEBOUNCED BROWSE for the KIM-1**

**Modified version of BROWSE to eliminate keybounce on the KIM-1 keypad.**  
 (Original version of BROWSE by Jim Butterfield is in the first book of KIM. Modification by Jody Nelis - K3JZD.)

August, 1980

Hex Dump Produced by KIM

```

KIM
0000 AD G
0110 D8 A9 13 85 FE A9 00 85 FA 85 FB C6 F3 D0 0E A5
0120 FD F0 0A 10 79 A5 FA D0 02 C6 FB C6 FA 20 19 1F
0130 20 6A 1F C5 FE F0 E4 85 FE C9 15 F0 DE A2 00 86
0140 FD C9 10 90 1C 86 F4 C9 11 F0 01 E8 86 FF C9 12
0150 D0 02 E6 FD C9 14 D0 02 C6 FD C9 13 D0 CF 4C C8
0160 1D 0A 0A 0A 0A 85 FC A2 04 A4 FF D0 17 C6 F4 10
0170 07 20 63 1F E6 F4 E6 F4 B1 FA 06 FC 2A 91 FA CA
0180 D0 F8 F0 A9 0A 26 FA 26 FB CA D0 F8 F0 9F A9 7F
0190 8D 07 17 20 19 1F 2C 07 17 10 F8 18 90 8F 20 63
01A0 1F 18 90 89
    
```

```

KIM
01A4 EA
    
```


**Running Instructions**

BOUNCELESS is totally re-locatable. Load it anywhere you wish. Use the object portion of the disassembly (listing 1) in the same way you would use a hex dump. Save it at the beginning of your utility cassette since you will need it all of the time.

When you enter BOUNCELESS, nothing obvious will happen. This is normal. BOUNCELESS has taken command of all of the keyboard input now. It will respond to the AD, DA, + and #0 - #F hex keys in the normal fashion, but without the bounce. It will ignore the GO and PC keys.

When your data input is finished, return to the KIM monitor with the RS key. You can enter and exit BOUNCELESS at any time without upsetting anything else in user memory.

*(Continued on next page)*




**BETA 32K BYTE EXPANDABLE RAM FOR 6502 AND 6800 SYSTEMS**

AIM 65 KIM SYM PET S44-BUS

- Plug compatible with the AIM-65/SYM expansion connector by using a right angle connector (supplied).
  - Memory board edge connector plugs into the 6800 S44 bus.
  - Connects to PET using an adaptor cable.
  - Uses +5V only, supplied from the host computer.
  - Full documentation. Assembled and tested boards are guaranteed for one full year. Purchase price is fully refundable if board is returned undamaged within 14 days.
- Assembled with 32K RAM.....\$349.00  
 & Tested with 16K RAM.....\$329.00  
 Bare board, manual & hard-to-get parts... 99.00  
 PET interface kit. Connects the 32K RAM board to a 4K or 8K PET.....\$ 69.00

*See our full-page ad in  
 BYTE and INTERFACE AGE*

**wabash**



8" or 5 1/4" flexible diskettes certified 100% error free with manufacturer's 5-year limited warranty on all 8" media. Soft-sectored in boxes of 10. 5 1/4" available in 10-sector.

- (Add \$3.00 for plastic library cases)
- 8" single sided, single density.....\$ 27.50
  - 8" single sided, double density..... 35.50
  - 8" double sided, double density..... 45.50
  - 5 1/4" single sided, single density..... 27.50
  - 5 1/4" single sided, double density..... 29.50
  - 5 1/4" single sided, double density, 10-sector \$ 29.50

**TERMS:** Minimum order \$15.00. Minimum shipping and handling \$3.00. Calif. residents add 6% sales tax. Cash, checks, Mastercard, Visa and purchase orders from qualified firms are accepted. (Please allow two weeks for personal checks to clear before shipment.) Product availability and pricing subject to change without notice.

**INTERNATIONAL ORDERS:** Add 15% to purchase price for all orders. Minimum shipping charge is \$20.00. Orders with insufficient funds will be delayed. Excess funds will be returned with your order. All prices are U.S. only.

**PAPER TIGER PRINTERS**

- IDS 460G 9x9 Dot Matrix Printer..... \$890.00
- IDS 560G Wide Carriage Printer..... 1099.00

**TERMINALS**

- ADDS Viewpoint ..... \$569.00
- TeleVideo 910 ..... 579.00
- TeleVideo 912C ..... 679.00
- TeleVideo 920C ..... 729.00
- TeleVideo 950 ..... 929.00

**8" DISK DRIVES**

- Shugart 801R..... \$399.00
- NEC FD1160 (double sided)..... 569.00

**DYNAMIC RAMS**

- 4116 (200ns) ..... set of 8..... \$24.00
- 4164 (64Kx1) ..... 518.00

**BETA**  
 COMPUTER DEVICES

**1930 W. COLLINS AVE.  
 ORANGE, CA 92668  
 (714) 633-7280**





DEBOUNCED BROWSE is also totally relocatable. Load it anywhere using listing 2. The operating instructions remain exactly the same as the original version. Refer to *The First Book of KIM* for all of BROWSE's features.

If you still get an occasional bounce when running either program, try increasing the value of the time delay byte. In BOUNCELESS this is \$17C9 and in DEBOUNCED BROWSE it is \$018F. Increasing the value will increase the delay.

Jody Nelis has been working with a KIM-1 since 1977. He bought it primarily to educate himself in the workings of small computers. Even though he also has an AIM-65 now, he still continues to work with the KIM-1 and highly recommends it to anyone desiring an excellent educational tool at a price that can't be beat.

MICRO

**Listing 3**

```

;DEBOUNCED BROWSE
;
; MODIFICATION TO THE
; ORIGINAL 'BROWSE'
; BY JIM BUTTERFIELD
; (THE MODIFIED PROGRAM
; REMAINS COMPLETELY RELOCATABLE)
;
; MODIFIED BY JODY NELIS
;
; DELAY EPZ $7F
;CHANGE THE FOLLOWING LINE IN THE ORIGINAL 'BROWSE'
;
; ORG $0123
0123 10 79 BPL UP ;(NEW BRANCH OFFSET)
;
;ENTER NEW PROGRAMMING FROM $018E TO END
;
; ORG $018E
;
018E A9 7F DEBNCE LDA #DELAY ;SET DEBOUNCE TIME DELAY
0190 8D 07 17 STA TIMER ; TO .13 SEC.
0193 20 19 1F TIME JSR SCAND ;KEEP DISPLAY LIT
0196 2C 07 17 BIT TIMER ;IF TIME NOT UP YET
0199 10 F8 BPL TIME ;KEEP CHECKING TIMER
019B 18 CLC ;WHEN TIME IS UP
019C 90 8F BCC LPI ;JUMP BACK TO LPI
019E ;
019E 20 63 1F UP JSR INCPT ;CALL ROUTINE TO
01A1 18 CLC ; INCREMENT ADDR
01A2 90 89 BCC LPI ; FOR BROWSING
01A4 ;
01A4 END

```

# SOUTHEASTERN MICRO SYSTEMS

1080 RRS DRIVE  
CONYERS, GEORGIA 30207  
404-922-1620

## ST-02 VIDEO BOARD

### SCREEN FORMAT

- \* ST-02 HAS FOUR SCREEN FORMATS SWITCH SELECTABLE:
  - 16 x 32
  - 16 x 64
  - 20 x 40
  - 24 x 80

### CHARACTER FORMAT

- \* ST-02 HAS TWO CHARACTER GENERATORS:
  - MC6674 5x7 Matrix
  - 2716 User Programmable 5x7 Matrix
- \* CHARACTER GENERATORS ARE SWITCH SELECTABLE ON RESET OR MAY BE CHANGED UNDER SOFTWARE CONTROL.

### IO INPUT/OUTPUT

- \* KEYBOARD INPUT IS 7 OR 8 BIT ASCII ENCODED WITH ACTIVE LOW STROBE.
- \* TERMINAL IS STANDARD RS-232.
- \* SELECTABLE BAUD RATES OF 300, 600, 1200, 2400, 4800, 9600.
- \* PRINTER OUTPUT IS PARALLEL 7 OR 8 BIT WITH ACK. THIS PORT MAY BE USED AS SERIAL TO PARALLEL CONVERTER OR MAY BE USED IN SCREEN PRINT FUNCTION.

US SHIPPING \$3.50, FOREIGN ADD 10%  
(US FUNDS ONLY)

- \* THE ST-02 IS A STAND ALONE VIDEO CONTROLLER UTILIZING THE 6802 CPU AND 6845 VIDEO CONTROLLER.
- \* THE SIZE OF THE BOARD IS 7 1/2" x 8 1/2".
- \* POWER SUPPLY REQUIREMENTS: 3 amps @ +5 vdc  
100 ma. @ +12 vdc  
100 ma. @ -12 vdc
- \* VIDEO OUTPUT IS COMPOSITE VIDEO

### CONTROL CHARACTERS

- |                          |                              |
|--------------------------|------------------------------|
| CTL J - LINE FEED        | CTL E - FORWARD SPACE CURSOR |
| CTL Z - CLEAR SCREEN     | CTL H - CARRIAGE RETURN      |
| CTL K - UPLINE           | CTL N - KEYBOARD UNLOCK      |
| CTL G - BELL             | CTL O - KEYBOARD LOCK        |
| CTL R - BACKSPACE CURSOR | CTL A - HOME CURSOR          |

### ESCAPE COMMANDS

- |                         |                                 |
|-------------------------|---------------------------------|
| SEND CURSOR LOCATION    | DEACTIVATE PRINTER              |
| CURSOR POSITION REQUEST | PRINT SCREEN                    |
| INVERSE VIDEO           | ACTIVATE CRT & PRINTER          |
| ACTIVATE PRINTER        | SWITCH CHARACTER GENERATOR ROMS |

THESE ARE ONLY A FEW!!!

### CURSOR FORMAT

- |                  |                    |
|------------------|--------------------|
| BLOCK CURSOR     | UNDERLINE CURSOR   |
| NON-BLINK CURSOR | BLINKING CURSOR    |
| BLINKING BLOCK   | BLINKING UNDERLINE |

- Assembled \$325.00
- Kit \$275.00
- Char. Gen. 2716 Eprom \$15.00
- Bare Board With Monitor EPROM \$100.00
- Bare Board \$75.00

Master Charge, Visa, American Express Accepted

# MONEY BUSINESS

## Beat the I.R.S.

You'd always pay the minimum Federal income tax if you had the knowledge and time to examine 120 tax return options. Well, now you can do it, with Datamost's TAX BEATER.

Written by an I.R.S. Enrolled Agent, with 24 years of financial and tax planning experience, the TAX BEATER automatically evaluates up to 120 return options from your input. It searches and finds the best tax path for you . . . displaying up to 15, and ready to print out the optimum method so you pay the minimum!

The TAX BEATER can handle it all. From income averaging to loss carryovers to dividends, alimony, pension to special exclusions. It's perfect for the average taxpayer . . . indispensable for the financial professional. It's so complete, so logical that, especially in this interim year of unusual tax revisions, it can easily pay for itself many times over. Be ready for the I.R.S. . . . with TAX BEATER, the program that's updated for the 1981 tax laws!

\$129.95 on disk for Apple II\*. Complete with thorough, easy to follow documentation.

## Beat the Real Estate game

Real Estate has always been the major wealth-builder. In fact, more millionaire dynasties owe their creation to investments in real estate than anything else. And, it doesn't matter . . . boom times or bust . . . inflation or deflation . . . the knowing investor can make money, even create an empire!

But, the key to real estate success is accurate analysis of opportunities, knowledge of cash flows, return on investment, current and future profitability, tax consequences and other interrelated information — all needed, all necessary to making the right decision.

And that's what REAP (Real Estate Analysis Program) is all about. It takes your input, probes for the right information, scrutinizes the data, the opportunities . . . and automatically delivers the facts . . . showing you the possibilities and why one situation may be superior to another. In short, REAP can help you reap bigger profits. That's why REAP is the program for any investor . . . a must program for the sophisticated investor. Don't option, commit, invest or buy without it . . . whether you just want to make good money or create a successful real estate empire!

\$129.95 on disk for Apple II\*. Complete with thorough easy to follow documentation.

VISA/MASTERCARD accepted.  
\$1.00 shipping/handling charge.  
(California residents add 6% tax)

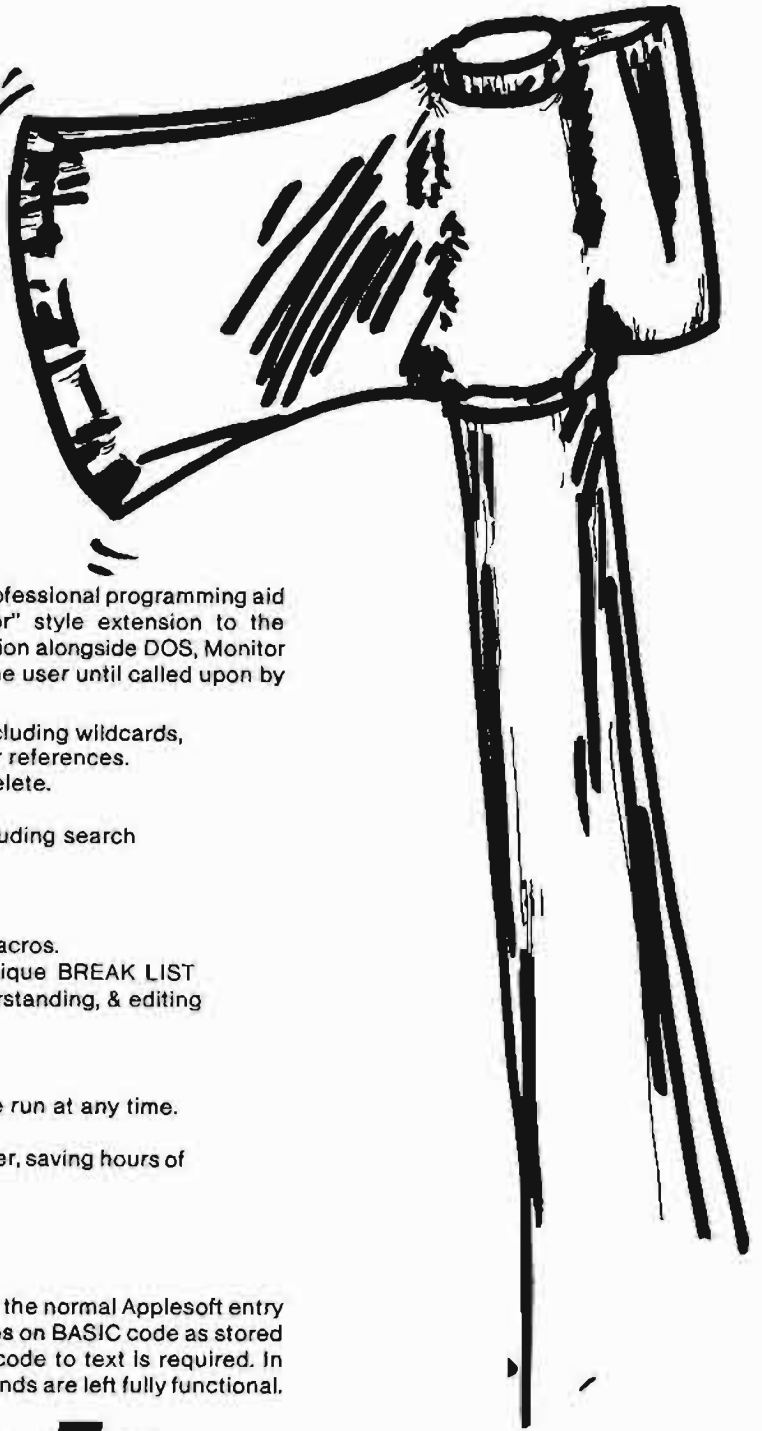
\* Apple II is a trademark of Apple Computer, Inc

Available at  
computer stores, or from:

**DATAMOST**

19273 Kenya St.  
Northridge, Ca. 91326  
(213) 366-7160

# Advanced X-tended Editor



The Advanced X-tended Editor (AXE) is a professional programming aid which provides the user with a "text-editor" style extension to the standard Applesoft\* operation system. Operation alongside DOS, Monitor and Applesoft, AXE remains transparent to the user until called upon by one of over **thirty** commands.

- Global search & replacement, including wildcards, selected changes, & line number references.
- Full character insert, gobble & delete.
- Full statement insert & delete
- Enhanced cursor movement including search ahead & position.
- Two packed list edit modes.
- Recall editing modes.
- User programmable keyboard macros.
- Four LIST formats, including unique BREAK LIST format for easier reading, understanding, & editing of code.
- Auto line-numbering.
- Lower case character entry.
- Resident BASIC program may be run at any time.
- Many more features.
- Develop programs quicker & easier, saving hours of programming cost.
- Requirements:  
Apple II/II+,\* Applesoft,  
DOS 3.3, 48K Ram

Commands are easy, logical, and operate in the normal Applesoft entry mode, or in AXE's editing modes. AXE operates on BASIC code as stored in memory by Applesoft. No conversions of code to text is required. In addition, all Apple II DOS and Monitor commands are left fully functional.

## Advanced X-tended Editor

Available at your local dealer  
An invaluable tool at only \$69.95

\*Apple II/II+, and Applesoft are registered trademarks of Apple Computer, Inc.



## Versa Computing, Inc.

3541 Old Conejo Road, Suite 104  
Newbury Park, CA. 91320 (805)498-1956



# Binary Storage and Array Retrieval

**A technique for extremely fast I/O of arrays on disk is presented. It is accompanied by a demonstration program and a discussion of the representation of arrays in Applesoft. The method may be extended to other floating-point BASIC languages.**

Hank Blakely  
122 6th Street, S.E.  
Washington, D.C. 20003

The DOS textfile facility, although very useful for other purposes, is not an especially good method for storing and retrieving array data. In fact, compared to other DOS routines, particularly the binary save and load process, the textfile is extremely slow. An array of 30,000 elements requires two to three minutes to be saved to a textfile. An equivalent amount of data can be zipped onto the disk as a binary file in about thirty seconds.

Moreover, since textfiles are literal, rather than symbolic representations of data, they do not use space efficiently. An array value such as 123.123456 requires 11 bytes — one for each character — to be stored in a textfile. Compare this to the five bytes required for floating-point storage in core memory. Also, since textfiles are finicky about accepting such delimiters as “,” and

“:”, they are not normally capable of saving and loading absolutely faithful images of string arrays.

Of course, textfiles do offer certain advantages over other forms of storage. For example, the APPEND command will link data to an existing file without needing to first read the file, add data, and then rewrite. The POSITION command, the B[yte] parameter specification, and the random access configuration allow the operating system to “reach into” the file and extract or replace specific records, fields or characters.

However, for those storage and retrieval applications that are not concerned with that level of manipulation, (particularly in cases where data is to be written read as an entire file), it is much faster and less cumbersome to BSAVE arrays directly to disk as binary files.

The following is a generalized method for implementing this process in Applesoft or, by extension, any similarly configured member of the Microsoft BASIC family. Although the techniques are comparatively simple, they need to be approached with a little forethought and some understanding of the principles involved.

## How Applesoft Variables are Stored

As they are encountered within a program, all Applesoft variables are stored in a space that begins at the

LOMEM setting (usually coincident with the end of the program itself, but occasionally set higher). The variable space is partitioned into two segments for simple and array variables.

The addresses for the first segment, simple variables, are stored in decimal locations 105/106 and 107/108. The addresses for the array variables in the topmost segment, are in locations 107/108 and 109/110.

These two segments contain all of the information necessary to allow an Applesoft program to find and manipulate all of the numeric variables. Strings, however, are another matter. Although the program and the numeric variables build from the bottom of user memory, strings start at the HIMEM setting and extend downward toward the top of the numeric value segment. In fact, it is the constantly narrowing gap between these two stacks that leads to the frequently sudden and annoying “garbage collection” process. The memory location of the last string stored is designated “start of string storage” and its address is at decimal locations 111/112.

The string storage area, however, contains only the literal elements of the strings. Applesoft locates these elements by referring to addresses located within the appropriate segment of the variable space that “point” to each string.

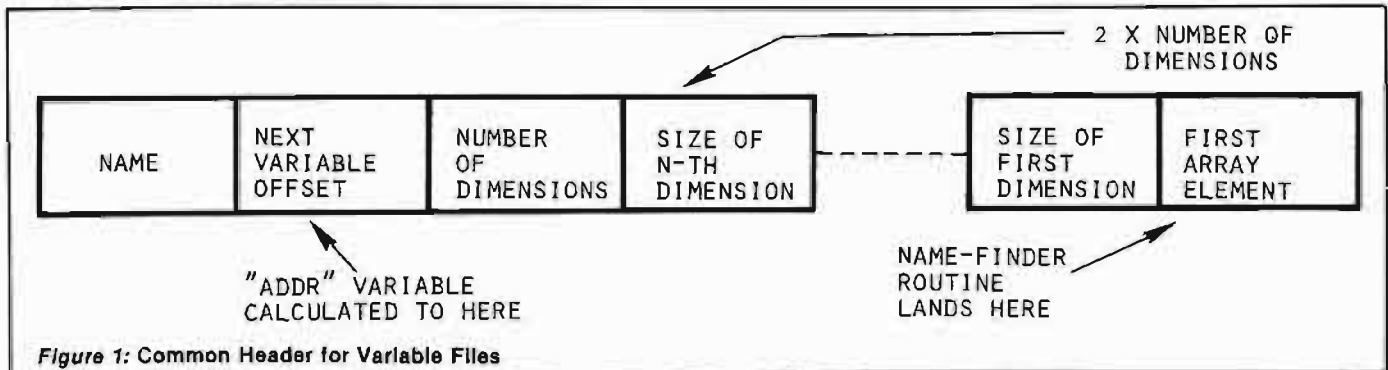


Figure 1: Common Header for Variable Files

## Applesoft Array Storage

Each array within the array stack is defined by a variable file — a unique range of data that consists of two parts: an introductory header containing information relating to the nomenclature and structure of the array, and a trailer that contains the field of array values, or pointers to string array elements.

As shown in figure 1, the first seven bytes of the header are exactly the same for all three variable types, and are allocated as follows:

Two bytes for the first two characters in the variable's name. These are ASCII equivalents, and are

uniquely coded by turning the high bit of each character on or off, to indicate the type of variable.

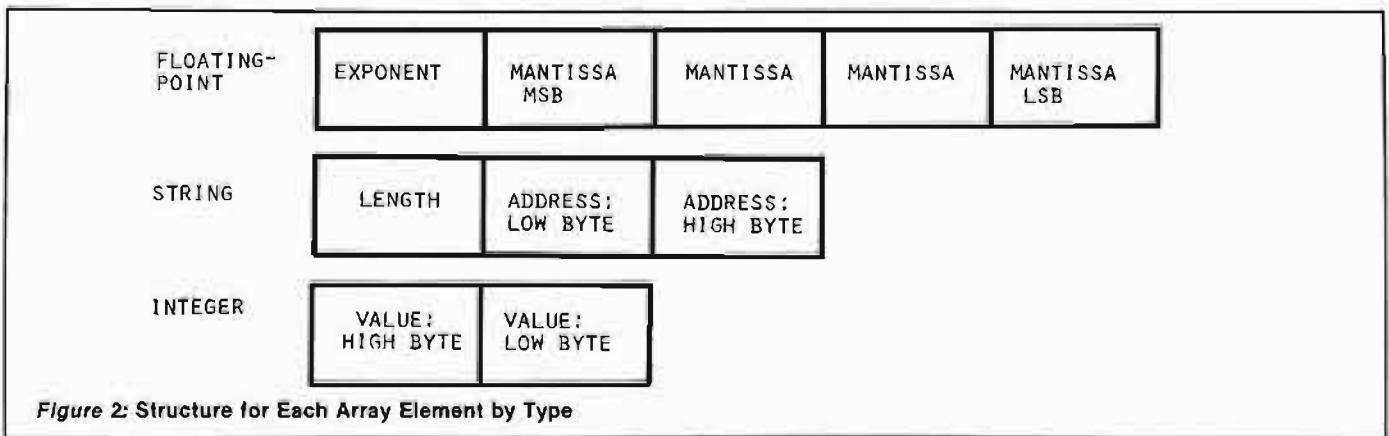
Two bytes for the value of an offset which, when added to the initial address of the current variable file, gives the address of the next variable in memory, and therefore implies the absolute length of the current file.

One byte for the number of dimensions in the array.

Two bytes for the size of the Nth array dimension.

From here the header adds two bytes for each dimension in the array. Since Applesoft limits the number of dimensions in an array to 88, the header length will always be between seven and 181 bytes.

As shown in figure 2, the length of the trailer for each file varies according to the number and type of the array elements. Each real variable requires five bytes to accommodate the floating-point format. Each integer value requires two bytes for reverse-order notation (most significant byte first). Each string pointer requires three bytes — one for the string length, and two for the address.



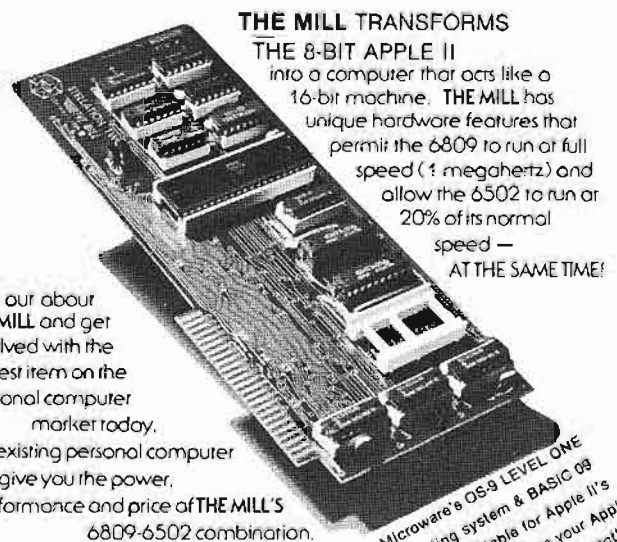
# Your Apple too slow? Not anymore...

Now you too can write 6809 programs for your Apple II that are DOS 3.3 compatible. But you don't have to stop there, you can also program your Apple II's 6502 and the 6809 of THE MILL to run SIMULTANEOUSLY.

THE ASSEMBLER DEVELOPMENT KIT, including THE MILL, is a full feature assembler, designed to use the text editing system of your choice. The system will also boost your computer programming productivity, since the 6809 is today's easy to learn and program computer. Take advantage of the 8-bit 6502 and the 16-bit abilities of the 6809 running at the same time, create your own MULTIPROCESSING ENVIRONMENT on the Apple II.

Put THE MILL into your Apple II and get power, performance and price matched by no other personal computer. STELLATION TWO offers a full 1 year warranty and a 60 day money back guarantee, if you're not completely satisfied with the power of THE MILL.

Shop around, then compare the service, quality, price and power of THE MILL. Take this ad to your local Apple Dealer and see the endless possibilities of adding THE MILL to your Apple II.

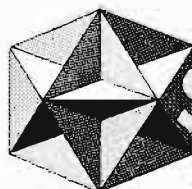


### THE MILL TRANSFORMS

THE 8-BIT APPLE II into a computer that acts like a 16-bit machine. THE MILL has unique hardware features that permit the 6809 to run at full speed (1 megahertz) and allow the 6502 to run at 20% of its normal speed —

AT THE SAME TIME!

Find out about THE MILL and get involved with the hottest item on the personal computer market today. No existing personal computer can give you the power, performance and price of THE MILL'S 6809-6502 combination.



## STELLATION TWO

P.O. BOX 2342 - 149  
SANTA BARBARA, CA. 93120  
(805) 966-1140

Microware's OS-9 LEVEL ONE operating system & BASIC 08 are now available for Apple II's with THE MILL — see your Apple Dealer — or write us direct!

## Storing and Retrieving Arrays

Program B.MODE demonstrates the array filing method.

A choice of "W" from the selection menu creates three test arrays based on the squares and cubes of 10 elements (two 100-element integer and real types, and one 1000-element string type), and transfers control to the first address calculation routine "strings" at line 410.

Line 420 equates the zero-th element of the array to itself. This has the effect of invoking an Applesoft internal locator routine that first locates the array in the variable space, and then deposits its address in decimal locations 131 and 132. The values in these two registers are then transferred to two "safe" locations so they will not be lost when another variable is referenced. DMEN is then set to the number of dimensions, and control is transferred to the SAVE and LOAD section beginning at line 340.

The SAVE and LOAD routine calculates the location and length (ADDR and LGTH) of the variable file by starting at the address in the "safe" locations and counting back three bytes plus two times the number of dimensions to the next-variable offset. The resultant range of data is then BSAVED to disk. The same calculations are performed for the "R" (for "Read") selection, but, of course, the length parameter is not used.

This basic process is the same for the storage and retrieval of all three array types. There is, however, one important difference in the process for string arrays. Since the actual strings are not located in the same area as their pointers, it is necessary to determine their locations and establish a separate file for them. Accordingly, line 440 resets ADDR to the location of the zero-th element, and sets LGTH equivalent to the difference between ADDR and STRG. This memory range is then either BSAVED or BLOADED, depending on the menu selection.

## Comparisons and Conditions

The differences, in terms of speed of execution and storage space, are impressive, and grow more so as the arrays increase in size. Figure 3 compares read and write timings and sector storage for text vs. binary files for the 10-element base test array. It also shows similar comparisons for the same array limited

```
100 REM B.MODE
110 D$ = CHR$(4);FILE$ = "";SL$ = ""
120 DIM CHAR$(9,9), IGER%(9,9,9), REAL(9,9)
130 ADDR = 0;LGTH = 0;STRG = 0;J = 0;K = 0;DMEN = 0
140 REM
150 REM -----CONTROL
160 TEXT : HOME : VTAB 23: HTAB 1: INPUT "READ OR WRITE (R/W) "
;SL$: IF S L$ < > "R" AND SL$ < > "W" THEN 160
170 IF SL$ = "R" THEN 410
180 IF SL$ = "W" THEN GOSUB 200: GOTO 410
190 REM
200 REM -----TEST ARRAYS
210 STRG = PEEK(111) + PEEK(112) * 256
220 FOR J = 0 TO 9: FOR K = 0 TO 9
230 CHAR$(J,K) = "ROW " + STR$(J) + "," + "COL " + STR$(K)
240 NEXT : NEXT
250 FOR J = 0 TO 9: FOR K = 0 TO 9
260 REAL(J,K) = J * 10 + (K / 10)
270 NEXT : NEXT
280 FOR J = 0 TO 9: FOR K = 0 TO 9: FOR I = 0 TO 9
290 IGER%(J,K,I) = J * 100 + K * 10 + I
300 NEXT : NEXT : NEXT
310 PRINT FRE(0); CHR$(7)
320 TEXT : RETURN
330 REM
340 REM -----SAVE & LOAD
350 ADDR = ( PEEK(254) + PEEK(255) * 256) - 3 - 2 * DMEN
360 LGTH = ( PEEK(ADDR) + PEEK(ADDR + 1) * 256)
370 IF SL$ = "W" THEN PRINT D$"BSAVE "FILE$;"A";ADDR;"L"LGTH
380 IF SL$ = "R" THEN PRINT D$"BLOAD "FILE$;"A";ADDR
390 RETURN
400 REM
410 REM -----STRINGS
420 CHAR$(0,0) = CHAR$(0,0): POKE 254, PEEK(131): POKE 255,
PEEK(132)
430 DMEN = 2;FILE$ = "CF.FILE": GOSUB 340
440 ADDR = PEEK(ADDR + 4 + 2 * DMEN) + PEEK(ADDR + 5 + 2 * DMEN)
* 256
450 LGTH = STRG - ADDR
460 IF SL$ = "W" THEN PRINT D$"BSAVE CS.FILE,A"ADDR",L"LGTH
470 IF SL$ = "R" THEN PRINT D$"BLOAD CS.FILE,A"ADDR
480 REM -----REALS
490 REAL(0,0) = REAL(0,0): POKE 254, PEEK(131): POKE 255,
PEEK(132)
500 DMEN = 2;FILE$ = "RL.FILE": GOSUB 340
510 REM -----INTEGERS
520 IGER%(0,0,0) = IGER%(0,0,0): POKE 254, PEEK(131): POKE 255,
PEEK(132)
530 DMEN = 3;FILE$ = "IG.FILE": GOSUB 340
540 REM
550 REM -----DISPLAY
560 PRINT CHR$(7)
570 TEXT : HOME
580 PRINT "STRINGS:": FOR J = 0 TO 9: FOR K = 0 TO 9:
PRINT CHAR$(J,K) " ";: NEXT : PRINT : PRINT : NEXT
590 VTAB 23: HTAB 1: INPUT "NEXT ";SL$
600 TEXT : HOME
610 PRINT "REALS:": FOR J = 0 TO 9: FOR K = 0 TO 9: PRINT REAL
(J,K) " ";:
NEXT : PRINT : PRINT : NEXT
620 VTAB 23: HTAB 1: INPUT "NEXT ";SL$
630 TEXT : HOME
640 PRINT "INTEGERS:": FOR J = 0 TO 9: FOR K = 0 TO 9:
FOR I = 0 TO 9: PRINT
IGER%(J,K,I) " ";: NEXT : PRINT : PRINT : NEXT : PRINT : NEXT
```

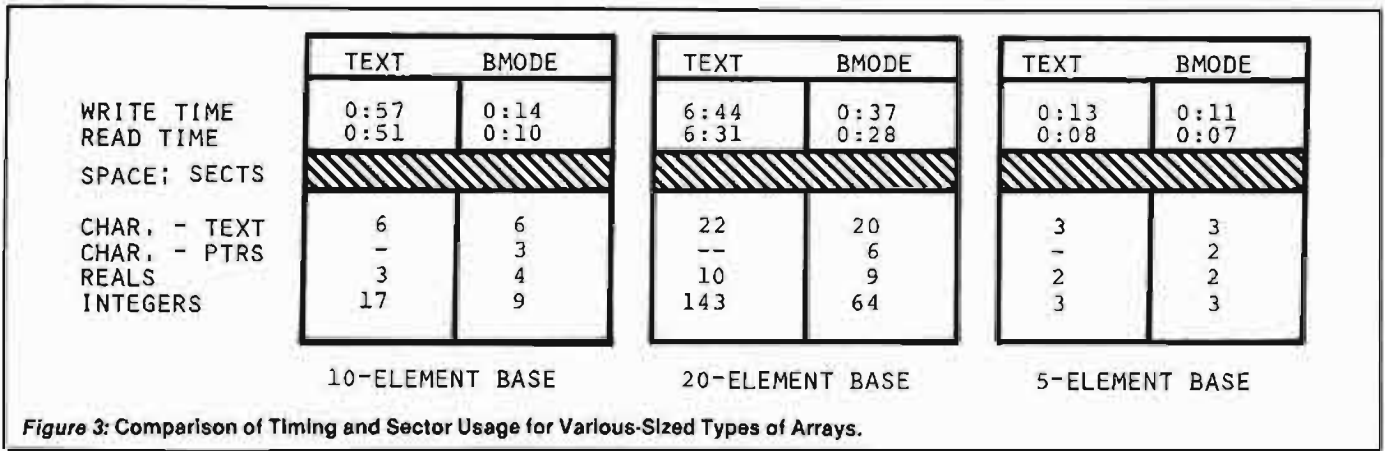
to five elements (25 numerics, and 125 strings), and expanded to 20 elements (400 numerics and 8000 strings).

Although the improvements in speed and space utilization depend on the size of the elements involved, it appears that most arrays can be saved and

loaded in from four to 14 times faster than textfiles, and may take up only half the space for numeric arrays, while sacrificing only a few sectors for strings.

When using this technique, one or two conditions need to be observed. First, the address calculations for the





string elements are based on the position of the zero-th element of the array. If that element is located within the program itself, the SAVE and LOAD routine will consider its position to be the start of the string file, and will attempt to save everything from there up to STRG.

Second, from the point where the zero-th element is first invoked to the point where the array is saved or loaded, any variables, particularly simple variables, referenced or assigned, must have been previously dimensioned. Otherwise the variable stack will be shifted up to accommodate them, and the locational references will become

meaningless. This is not a problem once the BSAVE or BLOAD process has been completed.

Finally, the FRE(0) statement is absolutely necessary to force a garbage collection and to reduce the size of the string file.

### Extension to Other Systems

This method should be simple to implement in other versions of Microsoft BASIC, or any floating-point BASIC that structures and stores its variables in a similar manner. Or it could be implemented on a BASIC that has some provision for locating and

saving the addresses of specific array elements. Given those prerequisites, all you need to do now is to determine the system-specific addresses for array space, string storage, and the locator's variable address dump, and to make the appropriate substitutions.

Hank Blakely is president of the Athena Group, a federally-certified corporation specializing in microsystem design for business and government. He has used an Apple II for three years, and is fascinated with graphics, artificial intelligence, and robotics.

**MACRO**

**AT LAST...**

**...FOR OS!**

A menu driven  
data base management  
system for  
multi-data base  
applications

**NEW!** on-line  
data retrieval  
\$50.00

Data base  
management system  
\$200.00

plus  
Accounting  
package  
\$150.00

Stock portfolio  
150.00

Stock financial  
statement analysis  
\$250.00

for 8" floppy/hard disc  
under OS65U  
write for details

**Genesis Information  
Systems, Inc.**

P.O. Box 3001 • Duluth, MN • 55803  
Phone 218-724-3944

**FLIGHT FORM**

**BY CASES, INC.**  
DESIGNED TO PROTECT YOUR COMPUTER



**Features —**

- Rigid Shell Made of Plywood Supported High Impact ABS.
- Shock Resistant Foam Lining.
- Heavy Duty Hardware Includes Key Locking Latches
- Bound Metal Edges.
- Interlocking Tongue and Groove Extrusion, Mating Lid and Bottom.

Apple II Plus & Drives \$175.00

OTHER  
MODELS  
AVAILABLE

CLUB AND DEALER DISCOUNTS AVAILABLE  
CASES, INC. P.O. Box 33820 Seattle, WA 98133 (206) 365-5210

**IF YOU CONSIDER THE PRICE, COGNIVOX AT \$249 IS THE BEST BUY IN VOICE I/O.  
IF YOU CONSIDER THE PERFORMANCE, YOU WILL BUY IT.  
BECAUSE COGNIVOX OUTPERFORMS ALL VOICE INPUT OR OUTPUT PERIPHERALS FOR THE APPLE II.  
AT ANY PRICE.**

COGNIVOX VIO-1003 is a state-of-the-art Speech Recognition and voice output peripheral for the APPLE II computer. It enables the APPLE II to recognize words or short phrases spoken by the user and it can talk with natural sounding voice.

**SPEECH RECOGNITION**

COGNIVOX recognizes words (such as "one," "enter," etc.) or short phrases (like "total amount," "net weight," etc.) from a vocabulary of 32 entries. The vocabulary entries are chosen by the user to suit his application. Then COGNIVOX is "trained" to the vocabulary by repeating each entry three times into the microphone under the prompting of the system.

During training, COGNIVOX analyzes the voice of the user and compresses all the important information in each entry into 48 bytes of data called the reference pattern. When training is complete, words spoken in the microphone are similarly analyzed and the resulting 48-bit pattern is compared with all the reference patterns to obtain a best match.

The power of COGNIVOX is derived from proprietary pattern generation and pattern matching algorithms that allow quick and easy training and give a recognition accuracy equal to much more expensive units.

Vocabularies larger than 32 words are possible by swapping reference patterns in memory using a key word, for example, "change vocabulary." Or the swap can be performed under program control.


**VOICE OUTPUT**

COGNIVOX can talk with a vocabulary of 32 words or short phrases. No restrictions are placed on the vocabulary which can be programmed simply by saying the words into the microphone. The speech waveform is then digitized using a data compression method and stored in memory.

When voice output is desired, the selected word or phrase is reconstructed and played back using a built-in speaker/amplifier. A jack is also provided that allows connection to external amplifiers or speaker.

This method of voice output offers two very important advantages: First, the user has full control over the selection of the vocabulary and the type and tone of voice. Second, the voice output is naturally sounding human speech which is pleasant and easy to understand. These features are not available in most other voice output devices in the market.

The voice output and speech recognition vocabularies are independent of each other and can be different. Thus it is possible to establish a dialog with the computer.



**USING COGNIVOX**

COGNIVOX is designed for extreme ease of use. It is a complete system, fully assembled and tested, including hardware in an instrument case, microphone, power supply, cassette with software and user manual. It plugs into the game I/O port in the APPLE II and does not use up the valuable peripheral slots.

Software provided with COGNIVOX include demonstration programs and two voice operated, talking video games. All programs are unprotected so that the user can examine and modify them.

An optional diskette for DOS 3.3 includes all cassette software plus disk facilities to store and retrieve vocabularies on disk.

Adding voice I/O to your own programs is very simple. A statement in BASIC is all that is needed to either recognize or say a word. Complete instructions on how to add voice to your programs are given in the manual.

**APPLICATIONS**

COGNIVOX adds a whole new dimension to man-computer interaction. It can be used for data and command entry when hands and/or eyes are busy. As an educational tool. As an aid to handicapped. As sound effects generator. As a telephone answering machine. As a talking calculator, or talking clock.

The list is endless. With a BSR home controller interface it can be used to control by voice appliances and lights around the house. With an IEEE 488 interface card it can be used to control by voice instruments, plotters, test systems. And all these devices could talk back, saying their readings, alarm conditions, even their name. Finally, COGNIVOX is a super toy, a fascinating device to play with. Imagine an adventure game that talks to warn you of danger and listens to your commands!

**SPECIFICATIONS**

- Recognizer type:** Isolated word, speaker dependent.
- Vocabulary size:** 32 words or short phrases for both recognition and voice response.
- Dialog capability:** Recognition and response vocabularies can be different.
- Word Duration:** Greater than 150 ms and less than 3 seconds.
- Silence gap between words:** 150 ms minimum.
- Training required:** Must pronounce vocabulary 3 times to train recognizer. Allows words to be individually retrained.
- Recognition accuracy:** Up to 98%. Recognition accuracy depends on speaker experience and choice of vocabulary.
- Type of voice output:** Digital recording of user voice.
- Audio output:** 130 mW
- Frequency response:** 100 to 3200 Hz.
- Power consumption:** 120 mW during recognition, 350 mW maximum during speech output.
- Power supply:** 9V DC, 300 mA, unregulated.
- Dimensions:** 5" x 6" x 1.25"
- Memory requirements:** Approx. 4K bytes for program and tables. 1.5K bytes per sec. of speech for storage of voice response vocabulary (Approx. 700 bytes per word).

**ORDER COGNIVOX TODAY**

To order COGNIVOX by phone, call us at (805) 685-1854, 9AM to 4PM PST, Monday through Friday, and charge it to your MASTERCARD or VISA. Or you can order by mail. Send us a check or money order for \$249 plus \$5 shipping and handling (CA residents add 6% tax). Software on diskette (DOS-3.3) order part # DSK-3.3, \$19. Foreign orders welcome, add 10% for air mail shipping and handling. COGNIVOX is backed by a 120 day warranty against manufacturing defects.

**VOICETEK**


Dept G, P.O. Box 388  
Goleta, CA 93116

ALSO AVAILABLE for COMMODORE COMPUTERS and the AIM-65.  
CALL or WRITE for MORE INFO.

Introducing...

A2-PB1

# PINBALL



This beautiful and sophisticated simulation offers superior ball action, superior flipper control, and many subtle perfections which will result in your superior enjoyment.

Please don't compare A2-PB1 Pinball with other pinball simulations. Nothing else even comes close. \$29.95

The engineering and graphics experts opening a new era in computer simulation.

**subLOGIC**

Communications Corp.  
713 Edgebrook Drive  
Champaign, IL 61820  
(217) 359-8482  
Telex: 206995

**See your dealer . . .**

or for direct orders, add \$1.50 and specify UPS or first class mail.  
Illinois residents add 5% sales tax.  
Visa and MasterCard accepted.



# A Disassembler for the 6809

Here's a description of the operation of a disassembler for the 6809 microprocessor. The disassembler is written in Microsoft BASIC and will run either on the Apple II computer (using Applesoft) or on the Radio Shack Color Computer.

Mark J. Borgerson  
1624 NW Kings Blvd.  
Corvallis, Oregon 97330

In this article I will describe the development and use of a simple disassembler for the Motorola M6809 microprocessor. The disassembler is written in Microsoft BASIC and the source code appears at the end of the article. The program is designed to run on the Apple II computer. I originally developed the program on a Radio Shack color computer, but transferred it to the Apple to take advantage of the superior operating environment provided by Apple DOS 3.3. Since both Applesoft and Radio Shack Color BASIC were originally developed by Microsoft, transferring the program was fairly simple. Only a few changes in the input and output routines were needed to make the program run on the Apple. Conversely, it should be simple to make the necessary changes in the program so that it will, once again, run on the Radio Shack computer.

## Disassembler Fundamentals

A disassembler is a program which will read a machine language program, either from memory or from some storage device, then produce a listing of the opcode mnemonics and their associated data bytes. Some disassemblers generate output that includes labels for all branches and referenced data locations. This type of disassembler, called a "source code generator," can be used to produce a text file which may be modified and reassembled.

0:	NEG	D	***	V	***	V	COM	D	LSR	D	***	V	ROR	D	ASR	D
8:	ASL	D	ROL	D	DEC	D	***	D	INC	D	TST	D	JMP	D	CLR	D
16:	***	V	***	V	NOP	H	SYNC	H	***	V	***	V	LBRA	L	LBSR	L
24:	***	V	DAA	H	ORCC	M	***	V	ANDCC	M	SEX	H	EXG	I	TFR	I
32:	BRA	R	BRN	R	BHI	R	BLS	R	BCC	R	RCS	R	BNE	R	BEQ	R
40:	BVC	R	BVS	R	EPL	R	BMI	R	BGE	R	BLT	R	BGT	R	BIE	R
48:	LEAX	X	LEAY	X	LEAS	X	LEAU	X	PSHS	2	PULS	2	PSHU	2	PULU	2
56:	***	V	RTS	H	ABX	H	RTI	H	CWAI	2	MUL	H	***	V	SWI	H
64:	NEGA	H	***	V	***	V	COMA	H	LSRA	H	***	V	RORA	H	ASRA	H
72:	ASLA	H	ROLA	H	DECA	H	***	V	INCA	H	TSTA	H	***	V	CLRA	H
80:	NEGB	H	***	V	***	V	COMB	H	LSRB	H	***	V	RORB	H	ASRB	H
88:	ASLB	H	ROLB	H	DECB	H	***	V	INCB	H	TSTB	H	***	V	CLRB	H
96:	NEG	X	***	V	***	V	COM	X	LSR	X	***	V	ROR	X	ASR	X
104:	ASL	X	ROL	X	DEC	X	***	V	INC	X	TST	X	JMP	X	CLR	X
112:	NEG	E	***	V	***	V	COM	E	LSR	E	***	V	ROR	E	ASR	E
120:	ASL	E	ROL	E	DEC	E	***	V	INC	E	TST	E	JMP	E	CLR	E
128:	SUBA	M	CMPA	M	SBCA	M	SUBD	J	ANDA	M	BITA	M	LDA	M	***	V
136:	EORA	M	ADCA	M	ORA	M	ADDA	M	CMPX	3	BSR	R	LDX	3	***	V
144:	SUBA	D	CMPA	D	SBCA	D	SUBD	D	ANDA	D	BITA	D	LDA	D	STA	D
152:	EORA	D	ADCA	D	ORA	D	ADDA	D	CMPX	D	JSR	D	LDX	D	STX	D
160:	SUBA	X	CMPA	X	SBCA	X	SUBD	X	ANDA	X	BITA	X	LDA	X	STA	X
168:	EORA	X	ADCA	X	ORA	X	ADDA	X	CMPX	X	JSR	X	LDX	X	STX	X
176:	SUBA	E	CMPA	E	SBCA	E	SUBD	E	ANDA	E	BITA	E	LDA	E	STA	E
184:	EORA	E	ADCA	E	ORA	E	ADDA	E	CMPX	E	JSR	E	LDX	E	STX	E
192:	SUBB	M	CMPB	M	SBCB	M	ADDD	J	ANDB	M	BITB	M	LDB	M	***	V
200:	EORB	M	ADCB	M	ORB	M	ADDB	M	LDD	3	***	V	LDU	3	***	V
208:	SUBB	D	CMPB	D	SBCB	D	ADDD	D	ANDB	D	BITB	D	LDB	D	STB	D
216:	EORB	D	ADCB	D	ORB	D	ADDB	D	LDD	D	STD	D	LDU	D	STU	D
224:	SUBB	X	CMPB	X	SBCB	X	ADDD	X	ANDB	X	BITB	X	LDB	X	STB	X
232:	EORB	X	ADCB	X	ORB	X	ADDB	X	LDD	X	STD	X	LDU	X	STU	X
240:	SUBB	E	CMPB	E	SBCB	E	ADDD	E	ANDB	E	BITB	E	LDB	E	STB	E
248:	EORB	E	ADCB	E	ORB	E	ADDB	E	LDD	E	STD	E	LDU	E	STU	E

Table 1: Mnemonics and Type Indicators for the First 255 Opcodes

256:	1021LBRN	L	1022LBHI	L	1023LBLS	L	1024LBCC	L
260:	1025LBSC	L	1026LBNE	L	1027LBEG	L	1028LBVC	L
264:	1029LBVS	L	102ALBPL	L	102BLBMI	L	102CLBGE	L
268:	102DLBTL	L	102ELBGT	L	102FLBLE	L	103FSWI2	H
272:	1083CMPD	3	108CCMPY	3	108ELDY	3	1093CMPD	D
276:	109CCMPY	D	109ELDY	D	109FSTY	D	10A3CMPD	X
280:	10ACCMPY	X	10AELDY	X	10AFSTY	X	10B3CMPD	E
284:	10BCCMPY	E	10BELDY	E	10BFSTY	E	10CELDS	3
288:	10DELDS	D	10DFSTS	D	10EELDS	X	10EFSTS	X
292:	10FELDS	E	10FFSTS	E	113FSWI3	H	1183CMPU	3
296:	118CCMPS	3	1193CMPU	D	119CCMPS	D	11A3CMPU	X
300:	11ACCMPY	X	11B3CMPU	E	11BCCMPS	E	LAST MNEMONIC	

Table 2: Opcodes and Mnemonics for Special Opcodes

The simpler disassemblers, like the one accompanying this article, simply produce a listing of addresses, opcodes and data bytes. The output is not suitable for reassembly without a lot of editing. The simpler disassemblers are generally used to examine code in memory, either to verify code you have written yourself, or to delve into the operation of code written by someone

else. For instance, I have used the 6809 disassembler on the color computer to examine the code in the BASIC ROMs to find out how BASIC uses different areas of memory.

There are two possible approaches to take in writing a disassembler. First you examine each opcode byte, break it into a bit pattern which represents the

mnemonic and addressing mode, then look up the proper mnemonic string in a table. If you examine a table of opcodes for the 6809, you will find that certain combinations of bits in the opcode bytes always occur with a particular addressing mode. By using logic and bit manipulation, you can deduce the proper mnemonic and addressing mode for the opcode byte. (This is the type of disassembler built into the Apple monitor.) However, I discarded this approach for two reasons:

1. The bit manipulations involved are most easily done in machine language — I was working with BASIC.
2. The wide variety of addressing modes available for the 6809 makes this approach more complex than when using a simpler processor like the 6800 or 6502.

The second approach to writing a disassembler is to use each opcode byte as an index into a table which contains both the mnemonic string and an indicator of the addressing mode. I chose this method because it is well-suited to implementation in Microsoft BASIC, which has an excellent string array facility. This approach requires a data array of at least 256 strings to hold each of the mnemonics (or an indicator for an illegal opcode byte — the 6809 has 34 of these). This method must also cope with the fact that there are 47 two-byte opcodes for the 6809.

The two-byte opcodes all have a first byte which is either \$10 or \$11. This simplifies the procedure for matching the opcode bytes to the mnemonics somewhat, but we would still need two more tables of 256 strings if we want to use the second byte as an index into a table for these instructions. Rather than set up this additional array space, I simply added the hexadecimal opcode representation to the beginning of the mnemonic string. Now, whenever the first byte of an opcode is \$10 or \$11, I simply search the mnemonic array until I find an entry which has the same hexadecimal representation as the code in memory.

Each mnemonic string ends with a single character which indicates the addressing mode for the opcode. Table 1 shows the mnemonic strings for the single byte opcodes. Table 2 displays the mnemonics and addressing modes

**Table 3**

MN\$(305)	The array of mnemonic strings
PR	Device number for output 1 = console, 2 = printer
OS\$	The string which contains the output line of disassembled code
HW	A number representing a hexadecimal 16-bit word
HW\$	A string which contains a representation of a 16-bit hexadecimal word
BT	A number representing a hexadecimal byte
BT\$	A string representing a byte in hexadecimal form
AD	The address of the next byte to be fetched from memory
OP	The value of the most recently fetched opcode
EA	A number representing an effective address — usually the target of a branch opcode
PB	The post byte in an indexed mode instruction
IM	A number representing the particular indexing mode determined by a post byte
CD\$	A string which contains the data bytes for any data following the opcode
RR	A byte which represents the registers to be pushed or pulled
RR\$	The hexadecimal string representation of RR

for the two-byte opcodes. The address mode characters indicate the following types of addressing:

- D Direct page
- V Invalid opcode
- R Relative addressing
- X Indexed addressing
- H Inherent mode
- E Extended (16-bit) addressing
- M Immediate mode (with 8-bit data)
- L Long branch (16-bit offset)
- 1 Push or pull with single post-byte
- 2 Two-register mode (as in TFR X,D)
- 3 Immediate addressing with 16-bit data

The program (listing 2) runs in a tight loop contained in lines 110 to 390. In this loop the first opcode byte is read from memory (line 130) and the matching mnemonic is determined. Opcodes are matched to mnemonics in subroutines beginning at lines 7000 and 7500. The first of these determines mnemonics for single-byte opcodes, the second the mnemonics for two-byte opcodes.

The series of IF statements in lines 170-270 determines the addressing mode and call subroutines appropriate to each addressing mode. See table 3 for a list of the most important variables in the program and their functions.

### Using the Program

The disassembler is very simple to use. When you run the program it will ask for the hexadecimal address where you start the disassembly. Once you have entered the address, it will ask you whether you want the output directed to the screen or the printer. After disassembly begins, the program is not particularly fast. This isn't much of a problem since the output scrolls by at a comfortable reading rate when it is directed to the screen. If I find a particularly interesting spot, I halt the program by hitting any key on the keyboard. Hitting another key will resume the disassembly, hitting an ESC will restart the program and ask you again for the starting address and output device. Listing 1 is a sample of the output. (This particular code is part of a video driver for the Apple.)

I hope this program will be useful to any of you who are using the 6809 processor. Although BASIC may not be the best language for writing this type of program, sometimes you have to use the language available. This was certainly the case when I first purchased my Color Computer. Even if you are not using the 6809, the techniques used to decipher the bit patterns may interest you if you would like to work with other processors.

**Listing 1: Sample of Disassembled Code**

```

7877: 34 36 PSHS A,B,X,Y,
7879: 7D C000 TST SC000
787C: 2A 0C BPL $788A
787E: 17 0171 LBSR $79F2
7881: 81 93 CMPA #93
7883: 26 05 BNE $788A
7885: 17 016A LBSR $79F2
7888: A6 E4 LDA ,S
788A: 8A 80 ORA #S80
788C: 01 A0 CMPA #SA0
788E: 2C 48 BGE $78DB
7890: 81 8D CMPA #SD
7892: 27 56 BEQ $78EA
7894: 81 8A CMPA #SA
7896: 27 54 BEQ $78EC
7898: 81 87 CMPA #S7
789A: 26 05 BNE $78A1
789C: 35 36 PULS A,B,X,Y,
789E: 16 00B6 LBRA $7957
78A1: 81 88 CMPA #S88
78A3: 26 17 BNE $78BC
78A5: 0A 24 DEC $24
78A7: 2A 11 BPL $78BA
78A9: 96 20 LDA $20
78AB: 9B 21 ADDA $21
78AD: 4A DECA
78AE: 97 24 STA $24
78B0: 0D 25 TST $25
78B2: 27 06 BEQ $78BA
78B4: 0A 25 DEC $25
78B6: 96 25 LDA $25
78B8: 8D 7E BSR $7938
78BA: 35 B6 PULS A,B,X,Y,PC,
78BC: 81 9D CMPA #S9D
78BE: 26 04 BNE $78C4
78C0: 8D 51 BSR $7913
78C2: 35 B6 PULS A,B,X,Y,PC,
78C4: 81 8C CMPA #S8C
78C6: 26 05 BNE $78CD
78C8: 17 009D LBSR $7968
    
```

**Listing 2: 6809 Disassembler**

```

10 REM 6809 DISASSEMBLER
15 HIMEM: 20000
20 REM M.BORGERSON
30 REM 12/25/80
40 DIM MNS(305):HS = "0123456789ABCDEF"
50 GOSUB 9000: REM READ DATA
60 REM GET STARTING ADDRESS
70 HOME: PRINT " 6809 DISASSEMBLER V1.0"
74 PR = 0
80 PRINT: INPUT "HEX ADDRESS: ";HAS
90 GOSUB 9100: REM CONVERT TO DECIMAL NUMBER
100 AD = HD
105 INPUT "OUTPUT TO SCREEN (1), OR PRINTER (2)? ";PR
106 IF (PR < 1) OR (PR > 2) THEN 105
110 REM NOW GO INTO LOOP
115 OS = ""
120 HW = AD: GOSUB 8000: OS = HWS + ": "
130 OP = PEEK (AD): IF ((OP = 16) OR (OP = 17)) THEN GOSUB 7500: GOTO 150
140 GOSUB 7000
150 REM NOW ASSEMBLE OPCODE STRING
170 IF TYS = "H" THEN GOSUB 400
180 IF TYS = "D" THEN GOSUB 500
190 IF TYS = "R" THEN GOSUB 1000
200 IF TYS = "M" THEN GOSUB 1500
210 IF TYS = "E" THEN GOSUB 2000
220 IF TYS = "V" THEN GOSUB 2500
230 IF TYS = "X" THEN GOSUB 3000
240 IF TYS = "1" THEN GOSUB 4000
250 IF TYS = "2" THEN GOSUB 4500
260 IF TYS = "L" THEN GOSUB 5000
270 IF TYS = "3" THEN GOSUB 5500
280 GOSUB 6000: REM PRINT OPCODE STRING
290 IF PEEK (49152) > 128 THEN 350
300 GOTO 110
310 REM *****
350 REM KEYBOARD HALT
360 GET QS
370 IF QS = CHR$ (27) THEN PRINT CHR$ (4);"PR#0": PRINT: GOTO 80
390 GET OS: GOTO 110
400 REM INHERENT MODE
420 OS = OS + CS$ + " * + MNS: RETURN
500 REM DIRECT MODE
    
```

(Continued)

**SINGLE DISK for PET  
\$460.00  
AIM  
SYM**

The PEDISK II by cgrs MICROTECH is a high-performance FLOPPY DISK system for the Commodore PET, Rockwell AIM and Synertek SYM.

**+HIGH SPEED**                   **+IBM COMPATIBLE**  
**+HIGH CAPACITY**               **+EXPANDABILITY**

Several models are available with either 5 1/2 inch or 8 inch drives. IBM 3740 data can be exchanged using 8 inch models. The system is expandable! Buy a single drive now and add more drives later!

- 5 1/2" MINI FLOPPY DISK SYSTEMS:**
- Model 540-1 Single Drive, Double Density (143K) **\$460**
  - Model 540-2 Dual Drive, Double Density (286K) **\$750**
  - Model 580-1 Single Drive, Quad Density (286K) **\$660**
  - Model 580-2 Dual Drive, Quad Density (572K) **\$995**
- 8" MINI FLOPPY DISK SYSTEMS:**
- Model 877-1 Single Drive, IBM standard (295K) **\$895**
  - Model 877-2 Dual Drive, IBM standard (590K) **\$1240**

**Low Quantity, Order Now**

**G.E. TOLTON System & Software Consultant**  
**BOX 40, WILLOW GROVE, PA 19090 215-657-7264**

**CLASSIFIED**  
(APPROVED FOR RELEASE TO APPLE USERS)

**"You put what in your  
Apple computer?"**

Investments. Account data. Wills. Phone lists. Sooner or later you will create a file into which you will write some very confidential information. And that's why Passage Research has developed a special utility that will encrypt that DOS 3.3 file through software routines, rather than the expensive (and conspicuous) black-box approach. Now you have the means to keep your private affairs private. Totally private.

The bits and bytes of your file will get hopelessly mixed up according to a cipher "key" that you keep as secret as you want. Over one hundred million billion different keys are available for selection. (This many keys may sound like a lot, but it's typical of a modern encryption process.)

To make your encrypted file understandable again, all you have to do is reactivate the appropriate key schedule and run the file back through. It's easy.

With this utility (and a few easy-to-learn mnemonic commands) you can create a personalized encryption algorithm that is specially tailored to your needs. If you want, you can execute successive encryptions with different keys and then strip off the outer layers, one by one, to reveal the original text. And you can call many routines from your own application programs to do "codebook" encryption (documentation included).

**Passage Research**  
945 Turquoise St., Suite G  
San Diego, California 92109

\$39.50 postpaid. California residents add 6% sales tax. Specify Software Package No. U-17 for Apple II or Apple II+. Memory requirement: standard 48K. Due to time required for checks to clear financial institutions, please allow 3-5 weeks for disk delivery. Software documentation shipped immediately upon receipt of order.

(Apple is a registered trademark of Apple Computer, Inc.)



## MICRObits

(Continued from page 56)

### OSI 65D V3.3. Guide

Contains the bugs, fixes and other data OSI didn't tell you about. Increase compatibility and run ability between 65D V3.X and V3.3. Run extended utilities under V3.3 and much more. Price \$14.95 plus \$1.00 shipping.

Buffalo Informational Technologies  
209 Richmond Ave.  
Buffalo, N.Y. 14222

### 6800/6809 Software

Includes compatible single-user, multi-user and network-operating systems, compilers, accounting and word processing packages. Free catalog.

Software Dynamics  
2111 W. Crescent, Sta. G  
Anaheim, CA 92801

### Librarian/Contour Mapping

Filing and keyword retrieval system for books, articles, excerpts, etc. Produces automatic bibliographies. Initial data base included. \$69.95. Contour Mapping: high quality contouring system for printer, plotter or CRT. Data and grid transformations, trend surfaces, residuals. Data manager. Geological and geographical software for Apple and other systems.

Geosystems, Inc.  
802 E. Grand River  
Williamston, MI 48895  
(517) 655-3726

### OSI Superboard Cabinet and Accessories

Pre-cut pine cabinet kit \$27.95 ppd, RS-232 interface kit \$9.95 ppd, 600 baud/hand kit \$8.95 ppd., complete with hardware and well-illustrated instruction sets. Free catalog of software, hardware, Molex, joysticks, cassettes, kits and more.

Dee Products  
Department M  
150 Birchwood Road  
Lake Marion, IL 60110

### Matrix Operations in Pascal on the Apple

Program matrixcalc provides menu-driven matrix calculations (including inverse and determinant), matrix scaling, and matrix I/O (disk, console or printer) (\$45.00). Easily use matrix operations in your Pascal programs with *Unit Matrix30* (\$45.00). Other Pascal software available.

Monterey Science and Engineering Co  
177 Webster Street A307  
Monterey, CA 93940

### Computer Covers

Keep dust and dirt out of your equipment with a computer cover. Cover for full Apple \$11.50, disk drive \$4.25, stack disk (2) \$6.25, monitor (state size) \$10.25. Send check plus \$1.50 postage.

M.P. Computer Services  
P.O. Box 2396 Encinal Stations  
Sunnyvale, CA 94087

### Listing 2 (Continued)

```
510 BT = PEEK (AD):AD = AD + 1: GOSUB 8500
520 OS = OS + CDS + " " + BT$ + " " + MNS + "$" + BTS
530 RETURN
1000 REM RELATIVE MODE
1020 EA = PEEK (AD):AD = AD + 1
1030 BT = EA: GOSUB 8500:OS = OS + CDS + " " + BT$ + " " + MNS
1035 IF EA > 128 THEN EA = EA - 256
1040 EA = AD + EA:HW = EA: GOSUB 8000:OS = OS + "$" + HWS
1070 RETURN
1200 REM LONG BRANCH
1210 EA = 256 * PEEK (AD) + PEEK (AD + 1):AD = AD + 2
1220 HW = EA: GOSUB 8000:OS = OS + CDS + " " + HWS + " " + MNS
1230 IF EA > 32767 THEN EA = EA - 65536
1240 HW = EA: GOSUB 8000:OS = OS + "$" + HWS
1250 RETURN
1500 REM IMMEDIATE MODE
1510 EA = PEEK (AD):AD = AD + 1
1540 BT = EA: GOSUB 8500:OS = OS + CDS + " " + BT$ + " " + MNS + "$" +
BTS
1550 RETURN
2000 REM EXTENDED MODE
2010 EA = PEEK (AD) * 256 + PEEK (AD + 1):AD = AD + 2
2020 HW = EA: GOSUB 8000:OS = OS + CDS + " " + HWS + " " + MNS + "$" + HWS

2040 RETURN
2500 REM INVALID OP CODE
2510 OS = OS + CDS + " ????????"
2520 RETURN
3000 REM INDEXED MODE
3005 EA$ = ""
3010 PB = PEEK (AD):AD = AD + 1: IF PB < 128 THEN 3900
3015 BT = PB: GOSUB 8500:CDS = CDS + " " + BTS
3020 PB = PB - 128:RR = INT (PB / 32):AM = PB - 32 * RR
3030 IM = 0: IF AM > 15 THEN IM = 1:AM = AM - 16
3040 IF IM = 1 THEN MNS = MNS + "("
3050 ON AM + 1 GOSUB 3100,3150,3200,3250,3300,3350,3400,3450,3500,3550,
3600,3650,3700,3750,3800,3850
3070 IF IM = 1 THEN OS = OS + ")"
3080 RETURN
3100 REM AUTO INCREMENT BY 1
3110 CDS = CDS + " ":OS = OS + CDS + MNS + " ": GOSUB 3950:OS = OS + "+"

3120 RETURN
3150 REM AUTO INCREMENT BY 2
3160 CDS = CDS + " ":OS = OS + CDS + MNS + " ": GOSUB 3950:OS = OS + "++"

3170 RETURN
3200 REM AUTO DECREMENT BY 1
3210 CDS = CDS + " ":OS = OS + CDS + MNS + ",-": GOSUB 3950
3220 RETURN
3250 REM AUTO DECREMENT BY 2
3260 CDS = CDS + " ":OS = OS + CDS + MNS + ",-,-": GOSUB 3950
3270 RETURN
3300 REM ZERO OFFSET
3310 CDS = CDS + " ":OS = OS + CDS + MNS + " ": GOSUB 3950
3320 RETURN
3350 REM ACC B OFFSET
3360 CDS = CDS + " ":OS = OS + CDS + MNS + "B,": GOSUB 3950
3370 RETURN
3400 REM ACC A OFFSET
3410 CDS = CDS + " ":OS = OS + CDS + MNS + "A,": GOSUB 3950
3420 RETURN
3450 REM NOT VALID
3460 OS = OS + CDS + " ??????": RETURN
3500 REM 8-BIT OFFSET
3510 CDS = CDS + " ":BT = PEEK (AD):AD = AD + 1: GOSUB 8500
3520 CDS = CDS + BT$ + " ":EA = BT: IF EA > 127 THEN EA = EA - 256
3530 OS = OS + CDS + " " + MNS + STR$ (EA) + " ": GOSUB 3950
3540 RETURN
3550 REM 16-BIT OFFSET
3560 CDS = CDS + " ":HW = PEEK (AD) * 256 + PEEK (AD + 1):AD = AD + 2:
GOSUB 8000
3570 CDS = CDS + HWS:OS = OS + CDS + MNS:EA = HW: IF EA > 32767 THEN EA = EA
- 65536
3580 OS = OS + STR$ (EA) + " ": GOSUB 3950
3590 RETURN
3600 REM INVALID POST-BYTE
3610 OS = OS + CDS + " ???": RETURN
3650 REM OFFSET BY D
3660 CDS = CDS + " ":OS = OS + CDS + MNS + "D,": GOSUB 3950
3670 RETURN
3700 REM 8-BIT PCR
3710 BT = PEEK (AD):AD = AD + 1: GOSUB 8500:CDS = CDS + " " + BT$ + "
3720 EA = BT: IF EA > 127 THEN EA = EA - 256
3730 OS = OS + CDS + MNS + STR$ (EA) + " ",PCR"
3740 RETURN
3750 REM 16-BIT PCR
3760 HW = PEEK (AD) * 256 + PEEK (AD + 1):AD = AD + 2: GOSUB 8000:CDS = CD
$ + " " + HWS
3770 EA = HW: IF EA > 32767 THEN EA = EA - 65536
3780 OS = OS + CDS + MNS + STR$ (EA) + " ",PCR"
3790 RETURN
3800 REM INVALID
```

(Continued)

```

3810 OS = OS + "    ????"
3820 RETURN
3850 REM  INDIRECT ADDRESS
3860 HW = PEEK (AD) * 256 + PEEK (AD + 1):AD = AD + 2: GOSUB 8000
3870 CDS = CDS + " " + HWS:OS = OS + CDS + " " + MNS + "S" + HWS
3880 RETURN
3900 REM  5-BYTE OFFSET
3910 RR = INT (PB / 32):EA = PB - RR * 32: IF EA > 15 THEN EA = EA - 32
3920 BT = PB: GOSUB 8500:OS = OS + CDS + " " + BTS + " " + MNS
3930 OS = OS + STRS (EA) + ",": GOSUB 3950
3940 RETURN

3950 ON RR + 1 GOTO 3960,3961,3962,3963
3955 OS = OS + "7": RETURN
3960 OS = OS + "X": RETURN
3961 OS = OS + "Y": RETURN
3962 OS = OS + "U": RETURN
3963 OS = OS + "S": RETURN
4000 REM  2-REGISTER TYPE
4010 RR = PEEK (AD):AD = AD + 1
4020 R1 = INT (RR / 16):R2 = RR - 16 * R1
4030 BT = RR: GOSUB 8500:OS = OS + CDS + " " + BTS + " " + MNS
4040 RR = R1: GOSUB 4200:OS = OS + RRS + " ",:RR = R2: GOSUB 4200:OS =
OS + R RS
4050 RETURN
4060 REM  *****
4200 REM  BREAK RR INTO RRS
4210 RR = RR + 1: REM  SHIPT INTO RANGE
4220 ON RR GOTO 4240,4250,4260,4270,4280,4290,4300,4310,4320,4330,4340,
4350
4230 RRS = "7": RETURN
4240 RRS = "D": RETURN
4250 RRS = "X": RETURN
4260 RRS = "Y": RETURN
4270 RRS = "U": RETURN
4280 RRS = "S": RETURN
4290 RRS = "PC": RETURN
4300 RRS = "7": RETURN
4310 RRS = "7": RETURN
4320 RRS = "A": RETURN
4330 RRS = "B": RETURN
4340 RRS = "CC": RETURN
4350 RRS = "DP": RETURN
4500 REM  1 REGISTER PUSH/PULL
4510 EA = PEEK (AD):AD = AD + 1:OS = OS + CDS + " ":BT = EA: GOSUB
8500:OS = OS + BTS + " " + MNS
4520 RPS = ""
4530 IF EA > 127 THEN RPS = "PC," + RPS:EA = EA - 128
4540 IF EA > 63 THEN RPS = "U," + RPS:EA = EA - 64
4550 IF EA > 31 THEN RPS = "Y," + RPS:EA = EA - 32
4560 IF EA > 15 THEN RPS = "X," + RPS:EA = EA - 16
4570 IF EA > 7 THEN RPS = "DP," + RPS:EA = EA - 8
4580 IF EA > 3 THEN RPS = "B," + RPS:EA = EA - 4
4590 IF EA > 1 THEN RPS = "A," + RPS:EA = EA - 2
4600 IF EA > 0 THEN RPS = "C," + RPS
4610 OS = OS + RPS: RETURN
5000 REM  LONG BRANCH
5010 EA = PEEK (AD) * 256 + PEEK (AD + 1):AD = AD + 2
5020 HW = EA: GOSUB 8000:OS = OS + CDS + " " + HWS + " " + MNS
5030 IF EA > 32768 THEN EA = EA - 65536
5040 HW = AD + EA: GOSUB 8000:OS = OS + "S" + HWS
5050 RETURN
5500 REM  2-BYTE IMMEDIATE DATA
5510 HW = PEEK (AD) * 256 + PEEK (AD + 1):AD = AD + 2
5520 GOSUB 8000:OS = OS + CDS + " " + HWS + " " + MNS + "S" + HWS
5530 RETURN
5540 REM  *****
6000 REM  OUTPUT TO SELECTED DEVICE
6010 OS = LEFTS (OS,17) + " " + RIGHTS (OS, LEN (OS) - 17)
6020 IF PR = 1 THEN PRINT OS
6030 IF PR = 2 THEN GOTO 6500
6040 RETURN
6050 REM  RETURN TO MAIN LOOP
6060 REM  *****
6500 REM  SEND OUTPUT TO PRINTER IN SLOT #1
6510 PRINT CHR$ (4);"PR#1"
6520 PRINT OS
6530 PRINT CHR$ (4);"PR#0"
6540 RETURN
6550 REM  *****
7000 REM  GET OP & MNEMONIC FOR STANDARD
7010 SP = 0:BT = OP: GOSUB 8500:CDS = " " + BTS
7020 MNS = LEFTS (MNS(OP),6):TYS = RIGHTS (MNS(OP),1)
7030 AD = AD + 1: RETURN
7500 REM  DETERMINE OP & MNEONIC FOR SPECIAL
7510 HW = OP * 256 + PEEK (AD + 1):AD = AD + 2:SP = 1
7520 GOSUB 8000:CDS = HWS
7530 FOR I = 256 TO 303: IF LEFTS (MNS(I),4) = CDS THEN MNS = RIGHTS
(MNS (I),7)
7540 NEXT I
7550 TYS = RIGHTS (MNS,1):MNS = LEFTS (MNS,6)
7560 RETURN
7570 REM  *****

```

## MICRObits (continued)

### Priced Right Apple Clock

Clock maintains in 16 memory address: MTH, DOM, WKD, and TOD to 1/10 seconds. Also maintains leap year and provides three (3) possible repeated or software set timed interrupts. Battery backed up. Priced right with documentation at \$95.95, less batteries.

Buchanan  
1870-B NW 59th Avenue  
Sunrise, FL 33313  
(305) 739-8160

### Expand Apple Memory!

Memory boards from 16K to 256K by Microsoft, Saturn, Legend, SVA, etc. at lowest prices. Also, 8" floppy drives and hard disks by LOBO, CORVUS, and SVA at big discounts!

Connecticut Informations Systems  
218 Huntington Road  
Bridgeport, CT 06608  
(203) 579-0472

### HTS KIM/AIM/OSI C1P Products

*Timestack Operating System* implements programmable, time-based controller. Handles programming event sequences, then controls performance of events. User-written event subroutines can handle I/O processing like data acquisition, power switching. Extensive documentation. Software manuals, \$30.00. Specifications, \$1.00. Catalog, free.

Hunter Technical Services  
P.O. Box 359  
Elm Grove, WI 53122

### Free Classified Ad

for you in Consumer Electronics Marketplace. Buy, sell, trade microcomputers, software, video, hifi. Send your ad and \$6.00 for subscription:

Consumer Electronics Marketplace  
Box 86E  
Highland Mills, NY 10930

### OSI Superboard II, C1P

*Star Chase*: dodge the asteroids and try to get to your base, but watch out for the critters from hyper-space! Runs under 4K. \$4.95. Send for free catalog with other programs.

Swany's OSI Software  
2652 37th West  
Seattle, WA 98199  
(206) 282-7376

### OSI Software

*Debug* lets you trace and breakpoint your machine code programs. *Universe* plays like *Cobra Copter* with keyboard or joystick. *Edit-All* has scroll window output, full cursor control and dynamic insert/delete. All in machine code. For C1P, C2-4 computers.

DMP Systems  
319 Hampton Blvd.  
Rochester, NY 14612

**MICRO**

Borgeson Listing 2 (Continued)

```

8000 REM PUT HW INTO HEX HWS
8010 WH = INT (HW / 256):WL = HW - 256 * WH
8020 BT = WH: GOSUB 8500:HWS = BWS
8030 BT = WL: GOSUB 8500:HWS = HWS + BWS
8040 RETURN
8500 REM PUT BT INTO HEX BWS
8510 NH = INT (BT / 16):NL = BT - 16 * NH
8520 BWS = MIDS (H$,NH + 1,1) + MIDS (H$,NL + 1,1)
8530 RETURN
9000 REM READ DATA
9010 RESTORE
9020 FOR I = 0 TO 303: READ MNS(I): NEXT I
9030 RETURN
9100 REM CONVERT HEX TO DECIMAL
9110 HD = 0
9120 FOR I = 1 TO LEN (HAS)
9130 HC = ASC ( MIDS (HAS,I,1)) - 48: IF HC > 9 THEN HC = HC - 7
9140 HD = 16 * (HD + HC)
9150 NEXT I
9160 HD = HD / 16: RETURN
9500 REM MNEMONIC DATA
9510 DATA NEG D,*** V,*** V,COM D,LSR D,*** V,ROR D,ASR D
9520 DATA ASL D,ROL D,DEC D,*** D,INC D,TST D,JMP D,CLR D
9530 DATA *** V,*** V,NOP H,SYNC H,*** V,*** V,LBRA L,LBSR L
9540 DATA *** V,DAA H,ORCC M,*** V,ANDCC M,SEX H,EXG 1,TFR 1
9550 DATA BRA R,BRN R,BHI R,BLS R,BCC R,BCS R,BNE R,BEQ R
9560 DATA BVC R,BVS R,BPL R,BMI R,BGE R,BLT R,BGT R,BLE R
9570 DATA LEAX X,LEAY X,LEAS X,LEAU X,PSHS 2,PULS 2,PULU 2
9580 DATA *** V,RTS H,ABX H,RTI H,CWAI 2,MUL H,*** V,SWI H
9590 DATA NEGA H,*** V,*** V,COMA H,LSRA H,*** V,RORA H,ASRA H
9600 DATA ASLA H,ROLA H,DECA H,*** V,INCA H,TSTA H,*** V,CLRA H
9610 DATA NEGB H,*** V,*** V,COMB H,LSRB H,*** V,RORB H,ASRB H
9620 DATA ASLB H,ROLB H,DECB H,*** V,INCB H,TSTB H,*** V,CLRB H
9630 DATA NEG X,*** V,*** V,COM X,LSR X,*** V,ROR X,ASR X
9640 DATA ASL X,ROL X,DEC X,*** V,INC X,TST X,JMP X,CLR X
9650 DATA NEG E,*** V,*** V,COM E,LSR E,*** V,ROR E,ASR E
9660 DATA ASL E,ROL E,DEC E,*** V,INC E,TST E,JMP E,CLR E
9670 DATA SUBA M,CMPA M,SBCA M,SUBD 3,ANDA M,BITA M,LDA M,*** V
9680 DATA EORA M,ADCA M,ORA M,ADDA M,CMPX 3,BSR R,LDX 3,*** V
9690 DATA SUBA D,CMPA D,SBCA D,SUBD D,ANDA D,BITA D,LDA D,STA D
9695 DATA EORA D,ADCA D,ORA D,ADDA D,CMPX D,JSR D,LDX D,STX D
9700 DATA SUBA X,CMPA X,SBCA X,SUBD X,ANDA X,BITA X,LDA X,STA X
9710 DATA EORA X,ADCA X,ORA X,ADDA X,CMPX X,JSR X,LDX X,STX X
9720 DATA SUBA E,CMPA E,SBCA E,SUBD E,ANDA E,BITA E,LDA E,STA E
9730 DATA EORA E,ADCA E,ORA E,ADDA E,CMPX E,JSR E,LDX E,STX E
9740 DATA SUBB M,CMPB M,SBCB M,ADDD 3,ANDB M,BITB M,LDB M,*** V
9750 DATA EORB M,ADCB M,ORB M,ADDB M,LDD 3,*** V,LDU 3,*** V
9760 DATA SUBB D,CMPB D,SBCE D,ADDD D,ANDB D,BITB D,LDB D,STB D
9770 DATA EORB D,ADCB D,ORB D,ADDB D,LDD D,STD D,LDU D,STU D
9780 DATA SUBB X,CMPB X,SBCE X,ADDD X,ANDB X,BITB X,LDB X,STB X
9790 DATA EORB X,ADCB X,ORB X,ADDB X,LDD X,STD X,LDU X,STU X
9800 DATA SUBB E,CMPB E,SBCE E,ADDD E,ANDB E,BITB E,LDB E,STB E
9810 DATA EORB E,ADCB E,ORB E,ADDB E,LDD E,STD E,LDU E,STU E
9820 DATA 1021LB RN L,1022LB HI L,1023LB LS L,1024LB CC L,1025LB CS L,1026
LB NE L,1027LB EQ L
9830 DATA 1028LB VC L,1029LB VS L,102ALB PL L,102BLB MI L,102CLB GE L,102D
LB LT L,102ELB GT L,102FLB LE L
9840 DATA 103FSW I2 H,1083CMP D 3,108CCMP Y 3,108ELD Y 3,1093CMP D D,109C
CMP Y D,109ELD Y D,109FST Y D
9850 DATA 10A3CMP D X,10ACCMP Y X,10AELD Y X,10AFST Y X,10B3CMP D E,10
BCCMP Y E,10BELD Y E,10BFST Y E
9860 DATA 10CELD S 3,10DELD S D,10DFST S D,10EELD S X,10EFST S X,10FE
LDS E,10FFST S E
9870 DATA 113FSW I3 H,1183CMP U 3,118CCMP S 3,1193CMP U D,119CCMP S D,11A3
CMP U X,11ACCMP S X,11B3CMP U E,11BCCMP S E
9880 DATA "LAST MNEMONIC"

```

MICRO

## Write For MICRO!

We want to begin including applications-oriented articles in MICRO. How are you using your micro(s) these days? What, in your view, is the best interface between software and user, and why? Do you have any thoughts about databases and/or networking? Are you familiar with the 68000 chip? What would you like to write for or read in MICRO?


We want to provide prospective authors with any information and support they may need, promptly. We want MICRO to be the preferred information exchange for a wider range of computerists. If you have ideas for articles — or just ideas you would like to discuss — please write or call Laurence Kepple, Senior Editor at MICRO, P.O. Box 6502, Chelmsford, MA 01824; (617) 256-5515.



# Professional proofreading on the APPLE II Computer is now a reality

**NOW  
AVAILABLE!  
SUPER-TEXT II  
APPLE CP/M**

SEE ORDERING INFORMATION BELOW



**THE APPLE SPELLER** fills the void that has consistently kept the large variety of excellent word processing packages for the Apple II Computer from approaching the power of a dedicated work processor. Finally, the first professional quality spelling verification program is available for the Apple II. The Apple Speller will certainly be the standard against which all other similar programs are compared.

The Apple Speller interfaces to the most popular Apple word processors, including Applewriter, Apple Pie, Executive Secretary, Letter Perfect, Magic Window, and Superscribe II, just to name a few. In fact, The Apple Speller can analyze the output of any editor that writes a standard Apple binary or text file to a diskette. In addition to this flexibility, the performance of The Apple Speller will astound the microcomputer world.

The Apple Speller is supplied with a 30,000+ word dictionary on a single 5 1/4" diskette with additional space to easily add another 8,000 words to suit your individual needs.

The Apple Speller has built-in utilities to maintain the dictionary diskette. You can readily add words, delete words, and create an unlimited number of modified and/or new dictionaries for specific application.

The Apple Speller is unbelievably fast. The first pass reads your document and collects all the words it contains at a rate of 5,000 words per minute. Next, the words are compared to the dictionary for spelling errors at the incredible speed of 50,000 words per minute. Finally, all misspelled words are marked as such in your document with a rate of 1,000 words per minute. This translates to proofreading a 10 page document in 1 minute if there are no spelling mistakes and 2 minutes, 15 seconds for an unlimited number of spelling errors.

Numerous options are provided throughout the program to enable you to completely control all activities of The Apple Speller. These include the ability to ignore both control codes and formatting commands, an alphabetical listing of

either misspelled words or all the words in your document along with usage frequencies, multiple options for the action taken with each misspelled word, and much, much more! A verification mode is provided to allow you to examine and dispense with misspelled words while viewing them in the actual context in which they appeared in your file.

The Apple Speller requires an Apple II/Apple II+ equipped with 48K, DOS 3.3, and 1 or 2 disk drives. Two disk drives are required to delete or add words to the dictionary.

The Apple Speller is being introduced at the incredible price of **\$75.00!**



## **Sensible Software**

6619 Perham Drive Dept. MO  
West Bloomfield, Michigan 48033  
(313) 399-8877

Visa and Mastercard Welcome  
Please add \$1.25 postage and  
handling per diskette

Please specify program desired

APPLE is a registered trademark of APPLE Computer Company. Registered Trademark of DIGITAL RESEARCH CORP. Registered Trademark of MUSE SOFTWARE

# SOFTWARE PRICE BREAKTHROUGH!

Join American Software Club and get state-of-the-art name brand software at the lowest price it will probably ever be.

I want to tell you about the most exciting development that has ever happened to your computer. Then I want to extend an invitation. Neither the development or the invitation need cost you a cent.

- It's not a new terminal.
- It's not any kind of peripheral.
- It's not a new language.
- It's all of these.

It's a club. A club exclusively for people who live and breathe computers, like you—and me.

## BUILD A SOFTWARE LIBRARY THAT WILL EXPAND YOUR COMPUTER'S CAPABILITIES TO THE LIMITS OF YOUR IMAGINATION.

Each month we bring you the finest and boldest concepts in computer software from manufacturers all over the world, from categories that include education and business to entertainment and home utilities.

Out of thousands of programs available, we select those that make your computer do more of what you bought your computer for. Programs that keep your computer working throughout the day instead of gathering dust on a desk.

ASC keeps your computer functioning and expanding by supplying the vital

software resources necessary for its growth. Software for the business owner, educator, hobbyist, the family. Software that will continually keep your hardware paced with state of the art technology. With an ASC membership you will be assured that your equipment is never rendered obsolete.

### OUR NO-OBLIGATION CHARTER INVITATION

When you become a charter member you get:

- Free lifetime membership. Charter members will never pay a penny in membership fees
- Our informative and very candid newsmagazine
- Discounts on all software programs
- Discounts on major brands of hardware and supplies
- Additional discounts for recommending new members
- Software updates as they become available
- BONUS. Free buy, sell, or swap ad in our newsmagazine (on a space-available basis). A real moneysaver.

**NO MINIMUM PURCHASE REQUIREMENTS EVER.**

Call or send in the coupon now. Mail today.

### DISCOUNTS. PROMPT SHIPMENTS.

No more searching through magazine ads and paying top dollar. You save every time you buy. Save on software, hardware, books . . . all computer supplies. For example, next month you can purchase name brand blank diskettes that the "discounters" sell for \$3.50. Our price—\$2.50. That's saving \$10 per box.

### TYPICAL MEMBERS' SAVINGS

	regular price	member's price	you save
<b>Alkemstone</b> from Dakin5	39.95	27.95	30%
<b>Adventure 12</b> from Adventure International	19.95	13.95	30%
<b>Disk Doctor</b> from SuperSoft	100.00	79.95	20%
<b>Iago</b> from DataSoft	19.95	14.95	25%
<b>Nemesis</b> from SuperSoft	40.00	29.95	25%

### FOR EXTRA FAST SERVICE

Call toll-free 800-431-2061

24 hours a day, seven days per week and your membership materials will be sent out pronto.

### THE ASC GUARANTEE

ASC promises that member's prices are the lowest available. If, within 30 days of your purchase, you find a lower, nationally advertised price, then we will gladly credit your account with the difference.

### AMERICAN SOFTWARE CLUB, INC.

Millwood, N.Y. 10546 Call toll-free 800-431-2061

I can't wait. Please send me my membership materials and enroll me in the American Software Club as outlined in this ad. I understand that all future purchases are at low member's prices and no minimum purchase is ever required.

My computer is \_\_\_\_\_  
model and #

Storage media \_\_\_\_\_  
cassette or disk (specify size).

I am primarily interested in  
 Business \_\_\_\_\_  
 Entertainment \_\_\_\_\_  
 Household \_\_\_\_\_  
 Education \_\_\_\_\_  
 All areas \_\_\_\_\_

Name \_\_\_\_\_

Address \_\_\_\_\_

City/State/Zip \_\_\_\_\_

## OSI COMPATIBLE HARDWARE

**IO-CA10X SERIAL PORT** \$125  
ACIA based RS-232 serial printer port. DIP SWITCH selectable baud rates of 300-9600. Handshaking (CTS) input line is provided to signal the computer when the printer buffer is full. Compatible with OS-85U V1.2 and OS-85D.

**IO-CAS PARALLEL PORT** \$175  
Centronics Standard Parallel printer interface for OSI computers. The card comes complete with 10 ft. of flat ribbon cable. Compatible with OS-85D and OS-85U software.

**IO-CA9D DIABLO PARALLEL PORT** \$175  
DIABLO 12 BIT WORD Parallel port for use with word processor type printers. Complete with 10 ft. cable. Compatible with OS-85U software.

**IO-LEVEL 3 MULTI-USER EXPANSION** \$460  
Provides 3 printer interfaces currently supported by OSI-Serial, Centronics Parallel, Diablo Parallel. 4K of memory at D000 for Multi-user executive. 4 Port serial cluster. The LEVEL 3 card allows expansion of an OSI C3 machine up to 4 users with appropriate additional memory partitions.

**24MEM-CM9... \$300**      **16MEM-CM9... \$300**      **8 MEM-CM9... \$210**  
24K memory card is available at 3 different populated levels. All cards are fully socketed for 24K of memory. The card uses 2114-300ns chips. DIP SWITCH addressing is provided in the form of one 16K block and one 8K block. Also supports DIP SWITCH memory partition addressing for use in multi-user systems.

**FL470 FLOPPY DISK CONTROLLER** \$180  
OSI-Type floppy disk controller and real time clock. Will Support 5 1/4" or 8", Single or double-sided drives. Requires drives with separated data and clock outputs.

**BIO-1600 BARE IO CARD** \$60  
Super I/O Card. Supports 8K of 2114 memory in two DIP SWITCH addressable 4K blocks. 2 16 Bit Parallel Ports may be used as printer interfaces, 5 RS-232 Serial Ports with CTS & RTS handshaking. With manual and Molex connectors.

**BMEM-CM9 BARE MEMORY CARD** \$50  
Bare 24K memory card, also supports OSI-type real time clock and floppy disk controller. With manual and Molex connectors.

**996 PROTOTYPE CARD** \$35  
Prototype board holds 96 14 or 16 pin IC's. Will also accommodate 18, 24, or 40 pin IC's. Row and column zone markings, easy layout. X<sub>2</sub>" epoxy glass P.C. board.

**C1P-EXP EXPANSION INTERFACE** \$85  
Expansion for C1P-600 or 610 boards to the OSI 48 Pin Buss. Uses expansion socket and interface circuitry to expand to 48 Pin Backplane. Requires one slot in backplane.

**BP-500 BACKPLANE** \$47  
Assembled 6-slot backplane with male Molex connectors and termination resistors.

**DSK-SW DISK SWITCH** \$28  
A circuit when added to OSI Minifloppy systems extends the life of drives and media. Accomplish this by shutting off Minifloppy Spindle motor when system is not accessing the drive. Complete KIT and manual.

## D&N MICRO PRODUCTS, INC.

3684 N. Wells Street Ft. Wayne, Indiana 46808  
219/485-6414

TERMS: Check or money order Add \$2 Shipping, Outside U.S. add 10%.

# 80 × 25

PET/CBM™

2000/3000/4000 Series

not using a CRT, or display controller chip

\$275.00\*

Select either  
**80 x 25 or 40 x 25**

On The  
Built-in  
Display

From the keyboard or program

Displays the full, original character set

Available from your local dealer or:

**EXECOM CORP.**

1901 Polaris Ave.  
Racine, WI 53404  
Ph. 414-632-1004

\*Plus installation charge of \$75.00

Available only for Basic 3.0 & Basic 4.0

PET& CBM™<sub>a</sub>

trademark of Commodore Business Machines

# The Graphics Family...

The most versatile,  
easiest-to-use  
graphics available  
for your Apple II.

The A2-3D1/3D2 with A2-GE1 Graphics Editor package lets you put simultaneous multiple graphic images on your screen . . . where you want, the size you want, in your choice of orientation, complete with upper and lower case text. Because the most important part of your computer system is you. \$119.85

## subLOGIC

Communications Corp.  
713 Edgebrook Drive  
Champaign, IL 61820  
(217) 359-8482  
Telex: 206995



Map of the University of Illinois campus constructed with A2-GE1 and A2-3D2.

\*"Apple" is the registered trademark of Apple Computer Inc.



# MICRO

---

## PET Vet

---

By Loren Wright

COMAL is a relatively new language developed in Denmark. The PET/CBM version is called "CBM COMAL 80," and was written especially for Commodore (Europe, not U.S.) by Mogens Kjaer. The name COMAL is an acronym for COMmon Algorithmic Language. It began as a few extensions to BASIC, but, as more was added, it became apparent that COMAL should stand alone. COMAL does indeed have a lot in common with BASIC, but the influence of Pascal is equally apparent. The intent was to combine the best features of BASIC (easy to learn, easy to program, interactive with the best features of Pascal, more powerful, easy-to-follow structured program flow). COMAL's creators have accomplished that goal.

### Program Editing

Editing of COMAL programs is very similar to BASIC. However, there are convenient RENUMBER, AUTONUMBER, and DELETE commands. It is also possible to ENTER lines from a disk file. This makes building procedure libraries very easy.

The successively indented listing format, which shows the structure of a program, is provided automatically.

### Program Operation

The COMAL disk includes two versions of the interpreter. One consists of the whole interpreter in one program file. The other splits it into "input" and "execute" modules. The combined version is easier to use, particularly when learning the language, but the split version allows much longer programs (15,358 bytes vs. 4949) and includes the PRINT USING function.

### Features of COMAL

#### Variables:

COMAL supports numerical, string, and Boolean variables, as well as multi-dimensional arrays of numbers, and one-dimensional arrays of strings. There is apparently no distinction between floating point numbers and in-

tegers (and their different memory requirements). Names may be up to 16 characters, all of which are significant. String manipulation is simpler than it is in BASIC, but just as powerful.

#### Program Flow:

Procedures in COMAL work similarly to those of Pascal. They are called with an EXEC statement or as part of a numerical expression. The structure supports both one-way and two-way parameter passing, and a procedure may be CLOSED to make all of its internal variables local. By assigning a value to the procedure name before exiting, the procedure may be used as a function in an expression.

The best way to determine the power of a language is to examine how it makes decisions. PET BASIC has two decision-making structures: IF...THEN and ON...GOTO (or GOSUB). You can use these to solve just about any programming problem, but often the program flow becomes complex and error-prone. COMAL extends the IF...THEN structure to include ELSE and ELIF (=ELSE IF) functions. ON...GOTO and ON...GOSUB are replaced by the CASE structure, which, unlike many Pascal implementations, includes an ELSE capability.

COMAL has three structures that allow controlled repetition of a program segment. FOR...NEXT works exactly as it does in BASIC, except that it is possible to have a one-line loop without a NEXT. REPEAT...UNTIL allows a program segment to be repeated until a condition (tested at the end of the segment) is satisfied. DO...WHILE...ENDWHILE allows repetition of a program segment until a condition (tested at the beginning of the segment) fails.

There is also a GOTO in COMAL, but it is used only to transfer control to a label, which is defined with a name followed by a colon on a line by itself.

### Other Features

COMAL's PRINT function is similar to BASIC's, but it allows a little more flexibility. PRINT USING, implemented only in the split version of the interpreter, does a good job of formatting numerical data.

Most of the familiar BASIC built-in functions are supported. The RND function generates pseudo-random integers over a specified range.

### Evaluation

COMAL is an excellent compromise between Pascal and BASIC. It is easy to learn, and the system is easy to operate. The gain over BASIC in structure, power, and readability is considerable. Few programmers really need all of the power of Pascal and some versions are actually less powerful than COMAL. The exacting nature of Pascal's syntax makes programming more difficult and tedious.

If you work on a number of different computers, you will find that knowledge of COMAL is not particularly transportable, but that may change. The price is right, and I recommend getting a copy, if only to get a taste of high-level programming.

### The Future of COMAL

Much of the future of COMAL is in the hands of Commodore. Rumor has it that COMAL will eventually replace BASIC as the language supplied with CBM, PET, and VIC computers. There are already ROM versions in existence for nearly every Commodore machine, and there is an enhanced version for the 8096 which is extremely powerful. There is talk of a prototype color version in England, running in a 40-column VIC. As yet, none of this has been confirmed by Commodore, US.

### Where to Get COMAL

COMAL was originally distributed (by arrangement with Commodore) by the COMAL Users' Group (5501 Groveland Terrace, Madison, WI 53716). Although they are no longer distributing the COMAL Starter Kit, they are still a good source of information. Many users' groups have the COMAL interpreters already in their libraries, since the disk versions were placed in the public domain by Commodore. If your group doesn't have it, contact another group or the COMAL Users' Group.

Most of the information on COMAL is published in Europe. Ellis Horwood Ltd. (Market Cross House, Cooper Street, Chichester, West Sussex, PO19 1EB, England) has two books available: *Structured Programming with COMAL-80* by Roy Atherton and a tutorial by Borge Christensen. Len Lindsay's *COMAL Handbook* should be available soon from Reston Publishing Co. (Reston, VA).

MICRO

**For PET and CBM owners only:**

This is just 1 of 20 pages of the newest and biggest Skyles catalog, hot off the press.  
 We know you'll want this page, in its full 8½ x 10 splendor, and another 19 pages of peripherals, software and books that will make your PET or CBM computer even nicer to live with. So, if we missed sending

you your very own copy within the last few weeks, call us at **(800) 227-9998** (unless you live in California, in which case call **(415) 965-1735.**

**chips...chips...chips...chips...chips...chips...chips...**

**Command-O or Command-O-Pro?**

It's called the Command-O-Pro in Europe, Command-O in the U.S.  
 But whatever you call it, this 4K byte ROM will provide your CBM BASIC 4.0 (4016, 4032) and 8032 computers with 20 additional commands including 10 Toolkit program editing and debugging commands and 10 additional commands for screening, formatting and disk file manipulating. (And our technical writer dug up 39 additional commands in the course of doing a 76-page manual!)

Extends Commodore's 8032 advanced screen editing features to the ultimate. SCROLL up and down, insert or delete entire lines, delete the characters to the left or right of the cursor, select TEXT or GRAPHICS mode by size and position on your screen. And define any key to equal a sequence of up to 90 key strokes.

Resides in hexadecimal address \$9000, the rightmost empty socket in 4016 and 4032 or the rearmost in 8032. If space conflicts, Socket-2-ME available at a very special price.

Command-O from Skyles Electric Works Complete with Socket-2-ME

\$75.00  
85.00

**Disk-O-Pro ROM:**

25 new commands at \$75.00, that's only \$3.00 a command!

The powerful chip for all "classic" PETS. In any PET with Version III (BASIC 2.0) ROMs (### COMMODORE BASIC ###) Disk-O-Pro will give 19 software compatible disk instructions: 15 identical with the new BASIC 4.0 (or with 8032 ROMs) compatible with both old and new DOS. Plus 4 additional disk commands...including program appending (MERGE), program overlaying (MERGE #) and PRINT USING, allowing formatting output of strings and numbers on the PET screen or on any printer.

\*NOTE: Old DOS doesn't recognize 3 commands Plus softtouch key (SET) which allows you to define a key to equal a sequence of up to 80 keystrokes; SCROLL whereby all keys repeat as well as slow scrolling and extra editing features; BEEP which allows you to play music on your PET.

Completely compatible with the BASIC Programmer's Toolkit. (The chip resides in the socket at hexadecimal address \$9000, the rightmost empty socket in most PETS.) And for the owners of "classic" (or old) PETS, we do have interface boards.

(For those owning a BASIC 4.0 or 8032, even though the Disk-O-Pro may not be suitable, the Command-O is. We have never abandoned a PET owner.)

Complete with 84-page manual written by Greg Yob. \$75.00  
85.00

**Limited Time: FREE Disk-O-Pro**  
 Special: You can get this Disk-O-Pro absolutely free... when you order the new Commodore 2031 single disk drive from Skyles. (See page 8.)

**"The PET with the new PicChip... is like home movies..."**

The new ROM that took Europe by storm is available only from Skyles Electric Works in the U.S. and Canada. PicChip, a ROM extension of the BASIC Version III (BASIC 2), BASIC 4.0 or BASIC 8032 Interpreter. Over 40 commands that allow you to create programs with dynamic graphics displays: plots, bar graphs, pictures, and rolling, scrolling, shifting and inverting. All instantly and easily added to your BASIC program.

The address for the 2000/3000 (which would require PicChip module PC2), for the 4000 (PC4) and for the 8000 (PC8) is \$A000... unless you have a Mikro, Word Pro 3 or 4, or Jinsam, which occupy that same address. In those cases, you will need the PicChip on an interface board... for the 2000/3000 series, PCB2, for the 4000, PCA4, and for the 8000, PCA8. In all cases, the Mikro or WordPro would be switchable manually using the Skyles Socket-2-ME... available at a very special price.

PicChip from Skyles Electric Works (Please indicate PC2, PC4, PC8)  
 Complete with Socket-2-ME (Please indicate PCB2, PCA4, PCA8)

\$80.00  
80.00

**The New Mikro:**

Now you can program in machine language as easily as writing BASIC.

4K machine language assembler ROM plugs into your main board. Does all the machine language work for you; all you have to do is start laying down the code.

Retains all the great screen editing features of the PET... even all the Command-O or Toolkit commands. Write your own machine language subroutines. The program you write is the source code you can save. Machine language monitor saves the object code. Not as professional as the Skyles MacroTeA... not as expensive, either.

A great learning experience for those new to machine language programming but who want to master it easily. Superb 50-page manual — including brief introduction to machine language programming — included. But we also recommend several of the books in the Skyles Book Barn.

Skyles Mikro Machine Language Assembler MK 2/3 (for 2000 or 3000 Series PETS) \$80.00  
 MK 4/8 for 4000 or 8000 Series PETS and CBMs 85.00  
 Complete with Socket-2-ME

Skyles Catalogue Page 1

From Skyles Electric Works, the oldest and largest professional specialists in the business.

# MICRO

## Software Catalog

Name: **Accounting System** (Integrated portion of EIS General Acct. System)  
 System: OS-65U  
 Memory: 48K  
 Language: BASIC  
 Hardware: Ohio Scientific C-2 or C-3 series

Description: Keeps detailed records of all transactions and generates income statements and balance sheets to provide information on fiscal activities.

Price: \$1,500.00 includes 3 program disks and a step-by-step user's manual

Author: Electronic Information Systems, Inc.

Available: Electronic Information Systems, Inc.  
 P.O. Box 5893  
 Athens, GA 30604  
 (404) 353-2858

Name: **Snow Watch**  
 System: Apple II Plus  
 Memory: 48K  
 Language: CP/M  
 Hardware: Disk II, Printer  
 Description: Computerized school and business closings for use in a severe weather emergency by radio and television stations. Schools phone in unique code numbers to tell whether they are open or closed. Program completely organizes status reports and messages. Prints full or update reports for on-air use.

Price: \$350.00 includes diskette, documentation, and consultation

Author: Roger Skolnik  
 Available: Media Service Concepts, Inc.  
 1713 N. North Park  
 Chicago, IL 60614

Name: **Arnold**  
 System: Apple II or Apple II Plus  
 Memory: 48K  
 Language: Extended BASIC  
 Hardware: MMI DAC board with Apple II or Apple II Plus

Description: Designed to teach tone recognition and melodic memory skills, *Arnold* asks you to recall and enter the

tones of an ever-increasing melody by using solfeggio syllables or scale degree numbers. Utilizes patterns from 95 graded melodies with five levels of skill difficulty, beginning to very difficult. *Arnold* keeps your progress record on the disk.

Price: \$190.00 includes program diskette and manual

Author: J. Timothy Kolosick

Available: Micro Music, Inc.  
 P.O. Box 386  
 Normal, IL 61761  
 (309) 452-6991

Name: **Galactic Chase**  
 System: Atari 800/400  
 Memory: 16K  
 Language: Assembly  
 Description: Fast moving attack and destroy game featuring several skill levels to challenge accomplished gamers as well as beginners. *Galactic Chase* utilizes the extensive graphics capabilities of the Atari computer. Colorful creatures attack from the far reaches of space. The game is designed for one or two players, captains of a star ship that is the last defender of space.

Price: \$24.95 cassette  
 \$29.95 diskette

Available: Spectrum Computers  
 26618 Southfield Rd.  
 Lathrup Village, MI 48076  
 (313) 559-5252

Name: **Edit All**  
 System: OSI Disk Systems  
 Memory: 1K at top of memory  
 Language: Machine  
 Hardware: OSI C1P MF, C2-4 MF

Description: *Edit All* is a full screen editor for OSI computers. It replaces the standard I/O routines to allow the user to edit any program line that is on the screen. As editing takes place, the line is dynamically expanded or contracted. *Edit All* supports a scroll window screen handler that allows you to define where on the screen you want your output to go. All output to the screen is via a window whose length, height

and width are all user-changeable. Full cursor control is supported along with an instant screen clear. *Edit All* works with OS65D BASIC and Assembler.

Price: \$19.95 includes 5 1/4" disk, documentation

Author: Dave Pompa

Available: DMP Systems  
 319 Hampton Blvd.  
 Rochester, NY 14612

Name: **EZAJD**  
 System: PET/CBM  
 Memory: 8K - 32K  
 Language: Assembler  
 Hardware: New ROMs, cassette or disk, 40- or 80-column screen

Description: 4K EPROM chip which is available for any free socket and is intended for use with the EZASM chip. Any area of memory, even if not the execution address, may be disassembled in two passes, producing source code which is 100% compatible with the EZASM Assembler. User-defined labels may be included for clarity and you can make modifications to the source code generated as you wish. FIND function with optional replacement field and no restrictions as to BASIC keywords or whatever. AUTO line numbering. Renummer EZASM source program. Delete a block of lines. Repeat keys.

Price: \$80.00 including shipping and instructions.

Author: Milton B. Bathurst

Available: DataCap  
 73 Rue du Village  
 4545 Feneur  
 Belgium

Name: **Statistics with Daisy**  
 System: Apple II  
 Memory: 48K  
 Language: Applesoft ROM  
 Hardware: Apple II, disk drive with DOS 3.3

Description: *Daisy* offers a full range of statistical capabilities and excels on user conveniences. *Statistics with Daisy* is a statistical analysis package suitable for business, scientific, and social science applications. Some of its features include: full user assistance facilities HELP and INFO, math and time-series transforms, Hi-Res plots, basic

statistics (mean, standard deviation, etc.), correlations, multiple regression [6 different procedures], model testing and evaluation, nonparametric statistics, hypothesis testing, and analysis of variance. Users can add their own programs as new *Daisy* commands. Disk commands exist to save, enter, examine, and overlay dozens of variables or hundreds of abbreviations. Data entry is through a "window" view into the data table.

Price: \$79.95 includes disk and manual

Author: Kevin C. Killion

Available: Rainbow Computing  
 19517 Business Center Dr.  
 Northridge, CA 91324

Name: **Merlin Dial/Data**  
 System: Apple II and Apple II Plus

Memory: 48K  
 Language: BASIC (Applesoft)  
 Hardware: Apple II or Apple II Plus, two disk drives, micro model

Description: Allows Apple user immediate access to Merlin data base which has been used by investment professionals for more than a decade. Gives daily and historical price information for all securities, options and commodities on all major exchanges. Automatic access and file handling. All prices are updated daily and system is Compu-trac compatible. Also available to other micro users who wish to write their own programs.

Price: \$50 Apple software, monthly usage charges based on use of daily pricing service. Includes manual, data base creation and maintenance plus automatic access to Merlin DIAL/DATA time sharing system for prices.

Available: Remote Computing Corp.  
 Dept. MS  
 1044 Northern Blvd.  
 Roslyn, NY 11576  
 (516) 484-4545

Name: **Mail Mate**  
 System: Apple II Plus  
 Memory: 48K  
 Language: BASIC (Applesoft) and Assembly

Description: *Mail Mate* is a mail-merge system that can operate with the Magic Window word processing system, or by itself as a stand-alone



## Software Catalog (continued)

mailing/phone list system. Highlights are: quick sort; string search; 10 selection fields; flexible specification of selection codes for printing and logical ANDING between selection fields; operates on a single disk drive; prints one or two addresses across; flexible salutation specification; all fields fully edited.

Price: \$85.00 Canada, \$70.00 U.S. includes 13- and 16-sector versions plus 30-page user manual

Author: Managematics Ltd.

Available:  
Evolution Software Inc.  
1632 Bathurst Street  
Toronto, Ontario M5P 3J5  
(416) 787-3441

Name: **Pascal File Exchange (PFX)**  
System: Apple II  
Memory: 48K RAM  
Language: Pascal  
Hardware: Apple II, Language Card, 2 disk drives, Micro-modem II or Coupler and Apple COM Card

Description: PFX is a Pascal File Transfer program with a novel feature — it transmits a copy of itself to another Apple even though initially the other Apple does not have any Pascal software to receive data from its modem. Thereafter, the operators may type messages in a "chat" mode, inspect the local and remote directories, schedule and exchange one or more files and initiate the execution of local and remote Pascal code modules.

Price: \$45.00 includes disk with executable Code Files and formatted Documentation File

Author: Graeme Scott

Available:  
Arrow Micro Software  
11 Kingsford  
Kanata, Ontario, Canada  
K2K 1T5  
(613) 592-4609

Name: **Multi-Tasking Kernel**  
System: Any  
Memory: 100 bytes  
Language: Source Assembly  
Hardware: 8085, Z-80, 6502, 6809, 6800

Description: The *Multi-Tasking Kernel* is a valuable tool for systems integrators to develop multiple real-time software tasks in a micro-

processor-based product. It is a ROMable product which efficiently oversees both the selection and execution of each task. The kernel is fast, small, and easy to use. The *Multi-Tasking Kernel* is completely documented, fully tested, and available in source assembly form for the 8085, Z-80, 6502, 6800, and 6809.

Price: \$195.00 includes assembly source code implementations for all five micro-processors.

Available:  
U.S. Software  
5470 N.W. Innisbrook Place  
Portland, OR 97229  
(503) 645-5043

Name: **Type**  
System: SDOS or SDOS/MT  
Memory: 48K minimum  
Hardware: 6800/6809 CPU with CRT, disk and printer

Description: *Type* is a document-formatting program, used in word-processing or document production. Commands embedded in raw text files processed by *Type* control the formatting of that text on the output device. Output formatting includes full justification, page width and depth, page numbering, centering, spacing, titles and table of contents generation. *Type* is used in conjunction with the SD screen editor for easy data entry.

Price: \$140.00 includes program, 100-page manual

Author: AMS

Available:  
Software Dynamics  
(exclusively)  
2111 W. Crescent, Su. G  
Anaheim, CA 92801  
(714) 635-4760

Name: **DOS/65 Version 1.2**  
System: 6502  
Memory: At least 16K  
Language: Machine  
Hardware: 8" or 5" "IBM Compatible" disk

Description: *Version 1.2* of *DOS/65* is available for either 8" SSSD disks or 5" SSSD disks. It can be used with double density or double-sided disks and allows the user to specify the disk format. Included with the system is an editor, assembler, debugger, a full feature BASIC (BASIC-E/65), and several transient programs such as copy rou-

tines, file transfer routines and similar programs. BASIC-E/65 provides full disk I/O capability for random and sequential files and provides the usual arithmetic and string functions and statements.

Price: \$125 to \$175 depending upon customizing requirements. Includes disk and 200-page documentation package.

Author: Richard A. Leary

Available:  
Richard A. Leary  
1363 Nathan Hale Drive  
Phoenixville, PA 19460

Name: **68000 Cross Assembler**  
System: 6809 FLEX™ or UniFLEX™ System  
Memory: 56K  
Language: Assembler  
Hardware: Any supporting 6809 FLEX or UniFLEX

Description: A full 68000 assembler which executes on a 6809. Accepts all standard Motorola instruction mnemonics with the exception of certain "suffix variations" to some root mnemonics. All expressions are evaluated to 32 bits. Numerous directives permit page formatting, symbol table listing, line numbering, command line parameters, file inclusion, etc. Macros and conditional assembly supported. Outputs S1/S2/S8/S9 records of ASCII hex data.

Price: \$250 FLEX; \$300 UniFLEX includes manual and diskette (manual assumes user is familiar with standard 68000 instruction set).

Available:  
Technical Systems  
Consultants, Inc.  
P.O. Box 2570  
West Lafayette, IN 47906

(Continued)

## Decision Systems

Decision Systems  
P.O. Box 13006  
Denton, TX 76203

### SOFTWARE FOR THE APPLE II\*

**ISAM-DS** is an integrated set of Applesoft routines that gives indexed file capabilities to your BASIC programs. Retrieve by key, partial key or sequentially. Space from deleted records is automatically reused. Capabilities and performance that match products costing twice as much.  
\$50 Disk, Applesoft

**PBASIC-DS** is a sophisticated preprocessor for structured BASIC. Use advanced logic constructs such as IF...ELSE...CASE, SELECT, and many more. Develop programs for Imager or Applesoft. Enjoy the power of structured logic at a fraction of the cost of PASCAL.  
\$35 Disk, Applesoft (48K, ROM or Language Card)

**DSA-DS** is a dis assembler for 6502 code. Now you can easily dis-assemble any machine language program for the Apple and use the dis assembled code directly as input to your assembler. Dis assembles instructions and data. Produces code compatible with the S-C Assembler (version 4.0), Apple's Toolkit assembler and others.  
\$25 Disk, Applesoft (32K, ROM or Language Card)

**FORM-DS** is a complete system for the definition of input and output forms. **FORM-DS** supplies the automatic checking of numeric input for acceptable range of values, automatic formatting of numeric output, and many more features.  
\$25 Disk, Applesoft (32K, ROM or Language Card)

**UTIL-DS** is a set of routines for use with Applesoft to format numeric output, selectively clear variables (Applesoft's CLEAR gets everything), improve error handling, and interface machine language with Applesoft programs. Includes a special load routine for placing machine language routines underneath Applesoft programs.  
\$25 Disk, Applesoft

**SPEED-DS** is a routine to modify the statement linkage in an Applesoft program to speed its execution. Improvements of 5-20% are common. As a bonus **SPEED-DS** includes machine language routines to speed string handling and reduce the need for garbage clean-up. Author: Lee Meador.  
\$15 Disk, Applesoft (32K, ROM or Language Card)

(Add \$4.00 for Foreign Mail)

\*Apple II is a registered trademark of the Apple Computer Co.

# Wizard-80™

## INSTANT 80 COLUMN APPLE\*

The miracle of the 80's... everything you want in an 80-column card.


### STOP STARING AT 40 COLUMNS

WIZARD-80 lets you see exactly what you will get when typing 80-column format. It gives you a full 80-column by 24-line display with all these features.


- Fully compatible with Apple II® and Apple II Plus®\*
- Fully compatible with most word processors, micro-modems and prom programmers, plus all current Apple II expansion boards
- Lists BASIC programs, integer and Applesoft
- Fully compatible with Pascal
- Uses software to switch between 40 and 80 column formats

- Displays 7 x 9 matrix characters
- Provides upper/lower case characters with full descenders
- Fully edits... uses ESCape key for cursor movement
- Scrolling stop/start uses standard Control-S entry Retains text on screen while it is being printed
- Contains crystal clock for flicker-free character display
- Has low power consumption for cool reliable operation
- Leads soldered directly to board for maximum reliability
- 2K on-board RAM, 50 or 60 Hz operation
- Inverse video selection standard

Available at all fine  
Computer Stores \$295.00

 **WESPER MICRO  
Systems**  
SUBSIDIARY OF WESPERCORP

\*Registered Trademarks  
of Apple Computer Inc.



## Software Catalog (continued)

Name: **Morse Code Trainer**  
System: Commodore VIC 20  
Memory: 5K  
Language: BASIC  
Hardware: VIC 20 and tape player

Description: Practice Morse Code from 1-35 wpm rate sent by the VIC. Rate is controlled by your 60 Hz power line frequency. Enter your own practice message, or receive random letters, numbers, punctuation.  
Price: \$19.95 includes cassette and instructions

Author: Marion H. Taylor  
Available:  
Taylormade Software  
8053 E. Avon Lane  
Lincoln, NE 68505  
(402) 464-9051

Name: **The Responsibility Life Dynamic**

System: Apple II  
Memory: 48K  
Language: Applesoft, Machine

Hardware: Apple II, Disk II  
Description: This disk centers upon the following four games: *Speedway* (you'll have to be a great driver to make those hairpin curves); *Bean Reactions* (for two players who react to the impolite bean-reactions of each other with big clubs); *Ring the Bell* (carnival type game); and *Animal Bingo* (move 50 shape-table animals around on a Hi-Res playing board in totally unique ways to make "bingos" — five in a row).

Price: \$15.95 includes disk, vocabulary card

Available:  
Avant-Garde Creations  
P.O. Box 30161 MCC  
Eugene, OR 97403

Name: **Graphics Composer**

System: Atari 400/800  
Memory: 32K RAM  
Hardware: Cassette Player or Disk Drive

Description: With *Graphics Composer*, you use paddles or joystick to draw a picture outline on Hi-Res screen Mode 8 or 7. Then use color fill-in, color brushes and add text to complete your graphic designs. *Graphics Composer* allows easy creation of Player/Missile shapes which may be used in other programs. The *Geometrics Figures* program lets the user define circles,

triangles, polygons, parallelograms, and even trigonometric curves. Loading routines are provided so that pictures can be used in other programs or traded with friends.

Price: \$39.95 includes cassette or diskette and 27-page instruction booklet

Available:  
Versa Computing, Inc.  
3541 Old Conejo Rd.  
Suite 104  
Newbury Park, CA 91320  
(805) 498-1956

Name: **Dentistaid**

System: Apple II  
Memory: 48K  
Language: CBASIC 2 with CP/M

Hardware: Apple II Microsoft Z-80 Softcard

Description: *Dentistaid* is a revolutionary new concept in dental office management systems. It is designed to streamline all major time-consuming tasks in your office and give efficiency, accuracy, and complete control of your office.

Price: \$1,000.00

Author: Jerry Taylor  
Available:  
The Hayden Book Company, Incorporated  
50 Essex Street  
Rochelle Park, NJ 07662  
(800) 631-0856

Name: **Tiny BASIC Compiler**

System: PET/CBM  
Memory: 4K  
Language: BASIC  
Hardware: PET with cassette or diskette

Description: This is a floating point compiler supporting a subset of the PET BASIC language. The compiler reads your BASIC program and writes out a file containing the 6502 object code. All floating point arithmetic and functions are supported. If you have at least 16K, you can get a full assembly listing of the object code.

Price: \$25.00 includes versions for all ROMs and sample program

Author: Mark Zimmermann and Dave Malmberg

Available:  
Abacus Software  
P.O. Box 7211  
Grand Rapids, MI 49510  
(616)241-5510



## Software Catalog (continued)

**Name:** DIFF E-Q  
**System:** Apple II, Pascal language card  
**Memory:** 64K  
**Language:** Pascal  
**Hardware:** One disk drive  
**Description:** *DIFF E-Q* is a Pascal-based differential equation package for Apple II computers designed for use by engineers, scientists, mathematicians, college instructors, and students. It has high-resolution color graphics capabilities, a high-resolution screen editor, and electronic "Slidetray" and "Slideshow" features, making it ideal for lecture demonstrations and for group presentations. *DIFF E-Q* unlocks the door to a whole world of scientific adventure.

**Price:** \$100.00 includes two diskettes, 40-page manual, and limited warranty.

**Author:** Mark Davidson

**Available:**

Sage Software Company  
1322 La Loma Avenue  
Berkeley, CA 94708

**Name:** Plotting Graphs for Line Printer #26009

**System:** Apple II or Apple II Plus

**Memory:** 32K RAM

**Language:** Applesoft

**Hardware:** Printer

**Description:** Where a line printer is available, these three programs will provide a hard copy of a particular graph, either for inclusion in a report or for later comparison with other results. The programs contained in this package are complete and require no additional programming. The following programs are included: *Cartesian Plots*, *Semi-Logarithmic Plots*, *Polar Plots*.

**Price:** \$39.95

**Available:**

Advanced Operating Systems  
450 St. John Road  
Suite 792  
Michigan City, IN 46360  
(219) 879-4693

**Name:** Chord Mania  
**System:** Apple II or Apple II Plus, DOS 3.2 or 3.3

**Memory:** 48K

**Language:** Extended BASIC

**Hardware:** Disk Drive, MMI DAC board

**Description:** A program designed with a game context for practice of chords, including recognition of four-voice

chords in any combination of chord qualities (all triads and five different seventh chords) and inversions. Includes both aural and visual skills. Responses require the use of only three keys. Beginning to advanced levels.

**Price:** \$190.00 includes disk and user's guide

**Available:**

Micro Music, Inc.  
P.O. Box 386  
Normal, IL 61761

**Name:** Farm Ledger  
**System:** Apple II or Apple II Plus, DOS 3.3

**Memory:** 48K

**Language:** Applesoft

**Hardware:** 2 disk drives, printer

**Description:** With *Farm Ledger* the user can define up to 500 accounts and format financial reports. The general farm chart of accounts can be added to or modified to conform to a specific farming operation. Features include budgeting, departmentalizing, thorough audit trails, extensive error checking and data entry prompting. Detailed, non-technical documentation includes a practice session and glossary, SBCS provides free program updates, replacement of damaged disks, and friendly customer service.

**Price:** \$349.00 includes program disk, program backup data disk, documentation.

**Author:** David McFarling

**Available:**

Small Business Computer Systems  
4140 Greenwood  
Lincoln, NE 68504  
(402) 467-1878

MICRO

**Answer to Border Puzzle:** "It's Really Very Easy!"

**Answer to Circuit Puzzle:** All 1's → 1, all 0's → 0, 13 of 16 possible combinations yield 0.

# Wizard-16K™

## 16K RAM APPLE MEMORY CARD

Unleashes your Apple II\* and Apple II Plus\* computer.

### ON TO MAXIMUM MEMORY

Wizard-16K gives your 48K Apple II or Apple II Plus the last bit of directly accessible add-on memory it can accept. And, it interfaces with all Z80\*\* cards to give you CP/M\*\*\*

- Fully compatible with Apple II and Apple II Plus
- Adds 16K bytes of Random Access Memory (RAM)
- Fully compatible with Z80 microprocessor cards for CP/M
- Used with Z80 card, it turns your Apple II into a two-microprocessor system with 56K of usable memory
- With a Z80 card, it lets you run BASIC-80\*\*\*\*;

COBOL-80\*\*\*\*, FORTRAN-80\*\*\*\*, BASIC Compiler\*\*\*\*, and Assembly Language Development System\*\*\*\*, plus Applesoft BASIC\*, Integer BASIC\*, Apple Pascal System\*, Apple FORTRAN\* and Apple Pilot\* Utilizes Apple DOS 3.3\* 16-sector system to permit loading both Applesoft\* and Integer BASIC\* Compatible with VisiCalc\*\*\*\*\* Offers all features of Apple Language Card\* (except Autostart ROM)

Available at all fine Computer Stores \$149.00

 **WESPER MICRO Systems**

SUBSIDIARY OF WESPERCORP


\*Registered trademarks of Apple Computer Inc.

\*\*Registered trademark of Zilog

\*\*\*Registered trademark of Digital Research

\*\*\*\*Registered trademarks of Microsoft

\*\*\*\*\*Registered trademark of Personal Software





"YOUR SALVATION IN THE SEA OF INFLATION"

# ARK COMPUTING

## 80 Column Card & 16K RAM Board Sale

The best price available on a 80-Column for your APPLE. Wizard-80 by Wesper-Micro  
RP \$345.00 ARK \$225.00

16K Ram Board ARK \$ 89.00  
32K Ram Board ARK \$139.95  
- with 16-K ram installed -  
(add \$ 20.00 for full 32-K ram installed)

LOWER CASE PLUS II by Lazer Microsystems.  
The Lazer MicroSystems LCP II is the LCA value for the budget minded APPLE II owner. Works with all Revision 7 and Later APPLE II's. Includes Basic and Pascal software on disk. Works with many popular word processors.

ARK's LOW PRICE of \$ 19.95

### For people who demand the best

The best Lower Case Adapter available for the APPLE II. LOWER CASE PLUS by Lazer Microsystems.

This feature packed board has twice the features of competing boards. The only LCA that works with VISICALC and is recommended by Stoneware for DB MASTER.

#### FEATURES:

- Expandable to 4 character sets (2 on board)
- Inverse only mode
- Includes graphics & ASCII
- Compatible w/most word processors available.

AND WITH ARK's LOW PRICE THERE'S NO REASON TO PURCHASE ANY OTHER.

RP \$ 64.95 ARK \$44.95

Remarkable value in Keyboard Enhancers.

The Lazer MicroSystems Keyboard +Plus with these features:

- 64 character type ahead buffer
- Buffer can be cleared & disabled
- Works on all APPLE II's
- Lets you use the shift-key as a typewriter shift-key, allowing you to enter directly the 128 ASCII character set from the APPLE keyboard.

KEYBOARD +PLUS  
RP\$ 99.95 ARK \$ 69.95

THREE EXCITING PRODUCTS. A ONCE IN A LIFETIME DEAL. LOWER CASE PLUS+, KEYBOARD PLUS+, & AN 80-COLUMN BOARD ALL FOR LESS THAN THE NORMAL COST OF THE 80-COLUMN BOARD ALONE.

ARK \$299.95

## software

By LAZER

-ANIX 1.0: A set of incredible disk utilities w/ UNIX like Operating System.

ARK \$ 34.95

-LAZER PASCAL: A unique systems programming language with many features of the 'C' programming language.

ARK \$ 29.95

-DISASM/65: Most popular disassembler for the APPLE II.

ARK \$ 19.95

By DATAMOST

-SNACK ATTACK: RP\$ 29.95 ARK\$ 19.95

-THEIF: RP\$ 29.95 ARK\$ 19.95

-CONEY ISLAND: RP\$ 29.95 ARK\$ 19.95

-6502 ASSEMBLY by RANDY HYDE: RP\$ 19.95 ARK\$ 15.00

By BRODERBUND

-MIDNIGHT MAGIC: RP\$ 34.95 ARK\$ 24.95 (Best Pinball game we've seen yet)

-APPLE PANIC : RP\$ 29.95 ARK\$ 19.95

-SPACE QUARK : RP\$ 29.95 ARK\$ 19.95

-RED ALERT : RP\$ 29.95 ARK\$ 19.95

-TRACK ATTACK : RP\$ 29.95 ARK\$ 19.95

-GENETIC DRIFT : RP\$ 29.95 ARK\$ 19.95

-SPACE WARRIOR : RP\$ 24.95 ARK\$ 17.95

By ON-LINE SYSTEMS

-MOUSKATTACK : RP\$ 34.95 ARK\$ 24.95

-CROSS FIRE : RP\$ 29.95 ARK\$ 21.95

-CRANSTON MANOR: RP\$ 34.95 ARK\$ 24.95

-ULYESSES : RP\$ 34.95 ARK\$ 24.95

-SOFTPORN ADV : RP\$ 29.95 ARK\$ 21.95

-TIME ZONE : RP\$ 99.95 ARK\$ 75.95

-LISA 2.5 : RP\$ 79.95 ARK\$ 59.95

-SPEED/ASM : RP\$ 39.95 ARK\$ 29.95

-THRESHOLD : RP\$ 39.95 ARK\$ 29.95

-PEGASUS II : RP\$ 29.95 ARK\$ 21.95

We accept: MASTERCARD, VISA(Include card # and expiration date), CASHIER or CERTIFIED CHECKS, MONEY ORDERS, or PERSONAL CHECKS(Please allow 10 days to clear).

Please add 3% for shipping & handling (minimum \$2.00). Foreign orders please add 10% for shipping & handling.

We accept COD's (Please include \$2.00 COD charge)

California residents add 6% sales tax. All equipment is subject to price change and availability without notice. All equipment is new & complete with manufacturer's warranty.

## Call us at (714) 735-2250

ARK COMPUTING • P.O. Box 2025 • Corona, CA 91720

# MICRO

## Hardware Catalog

Name: **GMS6521 65K ROM Module**

System: 6500/6800  
Memory: 65K bytes  
Hardware: 6" x 9.75" module

Description: Low cost, high density memory expansion module with 65,536 x 8 bits of EPROM/PROM/RAM with selectable address and enable/disable switches. Accepts 2758, 2408, 2716, 2516, 2732, 2532 EPROMs of 1, 2, 4K bytes each. Sixteen sockets may be individually enabled/disabled from top of module. Requires only +5V DC power. Low profile or zero force sockets optional.

Price: \$230.00, single piece quantity

Available:  
General Micro Systems  
1320 Chaffey Ct.  
Ontario, CA 91762  
(714) 621-7532

Name: **GP300 Dot Matrix Printer**

Memory: 380-Char FIFO, optional 32K RAM for character generation

Description: 120-character (10 characters/inch) dot matrix printer. Capable of producing 9 x 9 data text at 300 characters/second and word processing printing at 80 - 120 characters/second (depending on font), 18 wire (9 x 9 interlaced) print head. RS-232C/Centronics interface. Options: tractor feed, front feed, ream paper handler and pedestal.

Price: \$3165.00 one piece  
\$2685.00 100 pieces  
includes 2 character generators, interface, power supply, friction feed.

Available:  
Amperex Electronics Corp.  
230 Duffy Ave.  
Hicksville, NY 11802  
(516) 931-6200

Name: **Display Board**  
System: Apple

Description: Displays address bus, data bus (latched) and hold line. All lines are buffered. All LEDs are low current, high efficiency type. A RUN STOP STEP switch is provided so you can single step

through a program one instruction at a time.

Price: \$62.00 (Texas residents add 5% sales tax)

Available:  
Applied Engineering  
P.O. Box 470301  
Dallas, TX 75247  
(214) 492-2027

Name: **Hi-Pad Digitizer**

System: TRS-80 1/2/3, Apple, Atari, PET  
Memory: 16K

Hardware: Digitizing Pad  
Description: High-Resolution, high-quality, but low-cost digitizing pad. Serial RS-232 or parallel interface. Excellent replacement for Apple pad. No static sensitivity. Optional stylus.

Price: \$825 - \$925

Available:  
Houston Instruments  
One Houston Square  
Austin, TX 78753

Name: **EZASM**  
System: PET/CBM  
Language: Assembler  
Hardware: New ROMs,

8K-32K, cassette or disk, 40- or 80-column screen

Description: 4K EPROM chip which is available for any free socket and contains a very complete 6502 Assembler. Source code is stored as if it were a BASIC program, which allows for easy entry, editing and manipulation: one BASIC line is one line for the Assembler. Syntax is the MOS Technology standard and all addressing modes are supported. Operands may be symbols, symbol expressions, decimal, hexadecimal, binary or ASCII with limitless combinations. There is an optional Cross-Reference which lists the symbols used, in alphabetical order, followed by their value and each line number where the symbol was used.

Price: \$80.00 includes shipping and instructions

Author: Milton B. Bathurst

Available:  
DataCap  
73, Rue du Village  
4545 Feneur  
Belgium

Name: **CD2-3 Floppy Drive Tester**

System: OSI  
Hardware: 5 1/4" and 8" single- or dual-sided disk

Description: CD2-3 uses existing drive cable for quick connection to isolate problems, exercise and repair floppy drives. Provides static and dynamic tests. Simplifies head load and stepper tests and adjustments. Monitors index, ready, write protect, clock and data circuits. Provides read, write and erase verification.

Price: \$275.00 includes step-by-step familiarization and operating instructions

Available:  
TEACO/Computer Center  
P.O. Box E  
Michigan City, IN 46360

Name: **CBM 2031 (Single floppy disk)**

System: PET/CBM  
Memory: 1K RAM

Description: Low cost, single disk drive stores up to 170K bytes on a single 5 1/4" floppy diskette, and incorporates an IEEE-488 interface for use with Commodore's PET and CBM computer equipment. The 2031 is based on the same technology used in Commodore's 4040 dual disk drive unit, using the latest disk operating system (DOS). The 2031 diskettes are read/write-compatible with the CBM 4040 disk unit. Owners of the disk drive can expand their systems by adding additional 2031's (or Commodore disk drives) and running them in tandem.

Price: \$595.00 includes disk operating system

Available:  
Commodore Business Machines, Inc.  
Computer Systems Division  
Authorized Dealers

Name: **Model 60 Universal RS-232 to RS-449 Converter**

System: All Interfaces  
Hardware: Aluminum box, featuring three I/O connector ports

Description: The Model 60, Universal RS-232C to RS-449 Converter, provides a means of interconnecting hardware with these interfaces. The RS-449 specification requires a 37-pin connector for reverse channel operation. Since the allowable

voltage range of RS-232 signals exceed that of RS-449, it is necessary to provide resistive terminations to prevent damage to RS-449 receivers from RS-232 drivers. The Model 60 incorporates the switching mechanism to allow the user to select the RS-232 as a DTE or DCE.

Price: \$115.00 complete

Available:  
Remark Datacom Inc.  
4 Sycamore Drive  
Woodbury, New York 11797  
(516) 367-3806

Name: **TKC Numeric Keypad**

System: Apple II  
Description: The Keyboard Company's *Numeric Keypad* for the Apple II computer allows rapid numeric entry, easy arithmetic calculations and more efficient VisiCalc™ operations. The 24-key keypad is Apple-coordinated and may be comfortably positioned for maximum effectiveness.

Price: \$149.95 includes keypad, interface and manual

Available:  
Authorized TKC/Apple Dealers

Information:  
The Keyboard Company  
7151 Patterson Dr.  
Garden Grove, CA 92641  
(714) 891-5831

Name: **Z-Card**  
System: Apple II or Apple III

Hardware: Z-80A microprocessor, CP/M operating software

Description: The *Z-Card* transforms the Apple II or Apple III computer into a CP/M-based system. The *Z-Card* offers lowest power consumption and highest reliability at an affordable price. CP/M software and ALS BIOS, which are included, increase the speed of the system and allow the user to convert DOS text files to CP/M. Features: full keyboard mapping, warm boot without reset, software allows full 60K of user RAM, copy and format in one pass through.

Price: \$269.00 includes Z-card, diskette, manual, *The CP/M Handbook* by Rodney Zaks

Available:  
Advanced Logic Systems, Inc.  
(ALS)  
1195 E. Arques Ave.  
Sunnyvale, CA 94086  
(408) 730-0306

MICRO

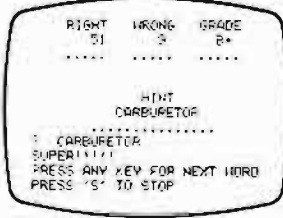
### CAI Programs Vol I

Cassette CS-4201 \$11.95

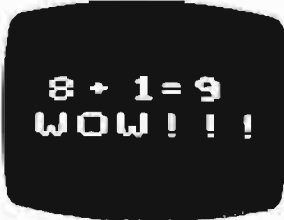
Requires 16K Apple II or Apple II Plus



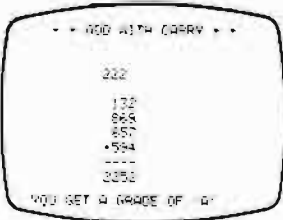
**U.S. Map.** Identify states and their capitals.



**Spelling.** Study aid with your list of troublesome words.



**Math Drill.** Arithmetic drill and practice with large or small display



**Add With Carry.** Drill and practice on sums requiring numbers to be carried

### Ecology Simulations - I

Disk CS-4706, \$24.95

Requires 48K Applesoft in ROM or Apple II Plus

#### Steril

STERL allows you to investigate the effectiveness of two different methods of pest control—the use of pesticides and the release of sterile males into a screw-worm fly population. The concept of a more environmentally sound approach versus traditional chemical methods is introduced. In addition, STERL demonstrates the effectiveness of an integrated approach over either alternative by itself.

#### Pop


The POP series of models examines three different methods of population projection, including exponential, S-shaped or logistical, and logistical with low density effects. At the same time the programs introduce the concept of successive refinement of a model, since each POP model adds more details than the previous one.

#### Tag

TAG simulates the tagging and recovery method that is used by scientists to estimate animal populations. You attempt to estimate the bass population in a warm-water, bass-bluegill farm pond. Tagged fish are released in the pond and samples are recovered at timed intervals. By presenting a detailed simulation of real sampling by tagging and recovery, TAG helps you to understand this process.

#### Buffalo

BUFFALO simulates the yearly cycle of buffalo population growth and decline, and allows you to investigate the effects of different herd management policies. Simulations such as BUFFALO allow you to explore what-if questions and experiment with approaches that might be disastrous in real life.




### CAI Programs Vol II

Cassette CS-4202 \$11.95

Requires 16K Apple II or Apple II Plus



**European Map.** Identify countries and their capitals



**Meteor Math.** Learn math skills by destroying menacing meteors

**Music Composing Aid.** Make and play your own music on the Apple. No additional hardware required. Includes a sample from Bach's Toccata & Fugue in D minor.



### Ecology Simulations - II

Disk CS-4707 \$24.95

Requires 48K Applesoft in ROM or Apple II Plus

#### Pollute

POLLUTE focuses on one part of the water pollution problem; the accumulation of certain waste materials in waterways and their effect on dissolved oxygen levels in the water. You can use the computer to investigate the effects of different variables such as the body of water, temperature, and the rate of dumping waste material. Various types of primary and secondary waste treatment as well as the impact of scientific and economic decisions can be examined.

#### Rats


In RATS, you play the role of a Health Department official devising an effective, practical plan to control rats. The plan may combine the use of sanitation and slow kill and quick kill poisons to eliminate a rat population. It is also possible to change the initial population size, growth rate, and whether the simulation will take place in an apartment building or an entire city.

#### Malaria

With MALARIA, you are a Health Official trying to control a malaria epidemic while taking into account financial considerations in setting up a program. The budgeted use of field hospitals, drugs for the ill, three types of pesticides, and preventative medication, must be properly combined for an effective control program.

#### Diet

DIET is designed to explore the effect of four basic substances, protein, lipids, calories and carbohydrates, on your diet. You enter a list of the types and amounts of food eaten in a typical day, as well as your age, weight, sex, health and a physical activity factor. DIET is particularly valuable in indicating how a diet can be changed to raise or lower body weights and provide proper nutrition.



#### CAI Programs I and II

Disk CS-4701 \$24.95  
Requires 32K Integer Basic

This disk contains all 7 programs from cassettes CS-4201 and CS-4202

**Note:** The ecology simulations programs are not available on cassette.

#### Stock & Options Analysis

Disk CS-4801 \$99.95  
Requires 32K Applesoft or Apple II Plus

This is a comprehensive set of four programs for the investment strategy of hedging listed options against common stocks. A complete description is in the TRS-80 section. Available August 1981.

#### Order Today

To order any of these software packages, send payment plus \$2.00 postage and handling per order to Creative Computing, Morris Plains, NJ 07950. Attn: Cleo. Visa, MasterCard and American Express orders may be called in toll-free.

Order today at no risk. If you are not completely satisfied, your money will be promptly and courteously refunded.

Creative Computing Software  
Morris Plains, NJ 07950  
Toll free 800-631-8112  
In NJ 201-540-0445

creative computing software



# PET Audible Disk Alarm

**This article describes a simple accessory which sounds an alarm when a disk error occurs. The audible alarm saves time spent in tracing system errors.**

John E. Girard  
676 Alma Ave. #106  
Oakland, California 94610

I don't know how much time I've wasted trying to salvage my work, only to discover that I was hung up on a simple disk error. Now the investment of \$3.67 in parts will allow us to *hear* disk errors and to correct them in record time. My device will work on 2040, 4040, and 8050 series disk units. Installation takes about 10 minutes.

## Parts List

Piezo buzzer, Radio Shack #273-060, \$2.99; resistor, 470 ohms, #271-019, .19; diode, 50 volt @ 1 A, #276-1101, .49 (8050 only); 8-inch length of red hookup wire; 7-inch length of black hookup wire; electrical tape (masking tape will suffice).

## Installation

Please refer to figure 1. Remove the two cover screws located on the sides near the front, swing the top section up and prop it open with the wire brace. Proceed with the following steps:

1. Strip ½ inch of insulation from the ends of all wires.
2. Attach the red hookup wire to the red wire of the piezo buzzer.
3. *8050 disk drives:* Observe that the diode is a black cylinder with a white band encircling one end. Attach the banded end to the black hookup wire. The other end of the diode connects to one side of the 470 ohm resistor. Attach the remaining lead from the resistor to the black wire of the piezo buzzer.

*2040 and 4040 disk drives:* Attach one side of the 470 ohm resistor to the black hookup wire; attach the other side of the resistor to the black wire of the piezo buzzer.

4. Locate the power plug for the error LED. Pull the plug out and separate the wires slightly. Remove ¼ inch of insulation from each wire but do not cut the wires. Replace the plug.
5. If your plug wires are orange and white, connect the red alarm wire to the orange plug wire and connect the black alarm wire to the white plug wire. Now, create an error condition (an easy one is to initialize an empty drive). When the error light comes on, the piezo buzzer will emit a mild but penetrating tone.
6. If your plug wires are not orange and white, then do not connect the alarm wires. Create an error condition. Once the LED is glowing red, try touching the alarm wires to the exposed plug wires. You have two

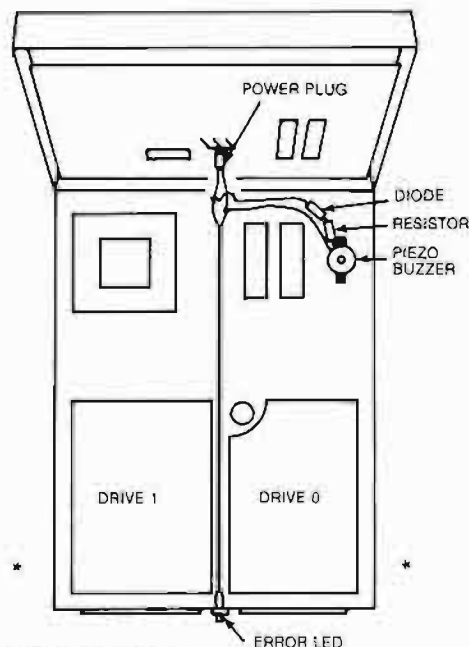
choices: one combination will activate the buzzer, and the other will not. *8050 owners:* If neither combination works, you have wired the diode backwards. Return to step 3.

When you have found the proper combination, clear the error and proceed to connect the alarm wires.

7. Cover all electrical connections with tape. Be sure to cover the bare wires on the diode and resistor as well. To mount the buzzer, select any open spot and secure it with two strips of tape. You may reduce the loudness by partially covering the buzzer with tape.

*If your floppy is still under warranty. . . . Do not strip the power wires in step 4. Wrap the alarm wires carefully around the plug prongs, push them to the base of the connector, and secure with narrow strips of tape before replacing the plug. Be sure to remove the alarm entirely before taking your floppy in for service!*

Figure 1: Inside view



\* Locations of the mounting screws for cover.

MICRO

**Hot pursuit  
through space  
and the  
vortices  
of time!**




RAITWARE PRESENTS...

# Time Lord

The fallen Time Lord, who presumptuously calls himself The Master, is at large. The elders of Waldrom have supplied you with the hyperspace-worthy vessel Tardus, and commissioned you to eliminate the evil "Master". Your resources include clones who will fight for you, the formidable CRASER weapons of the Tardus, and magic weapons such as Fusion Grenades and Borelian Matrix Crystals.

Traveling through hyperspace in search of the evil one, you will encounter Time Eaters, Neutron Storms, and other alien creatures and phenomena. Entering real space to search planets, you will encounter still other dangers. You will enter native settlements to buy food and supplies — or to fight for survival.

And once you find The Master can you destroy him?

  
**TSE HARDWARE**  
6 South St. Milford, NH 03055 1603-673-5144  
TOLL FREE OUT-OF-STATE 1-800-258-1790

Based on Dr. Who of PBS fame.  
Apple Integer Basic,  
Disk, 48K ... \$29.95





## TSE-HARDSIDE HAS IT ALL IN ONE!

How many times have you wished that there was a single source for your personal computer needs? Well look no further, TSE-HARDSIDE, located in pleasant New Hampshire, has virtually every conceivable item for your micro. Whether you're shopping for your Apple, Pet, TRS-80™ or Atari, TSE-HARDSIDE has it all. We stock hardware, software, books, magazines and specialty items for all of the popular machines. So the next time you're out shopping for your system don't be surprised, be satisfied. Remember the name TSE-HARDSIDE as your choice for quality, service and reliability.



**TSE-HARDSIDE**  
 6 South St. Milford, NH 03055 (603) 673-5144  
 TOLL FREE OUT-OF-STATE 1-800-258-1790



# Save \$2.00

If you or a friend would like to receive our TSE/HARDSIDE Complete Computer Catalog, simply send \$1.00 and receive a \$2.00 certificate good toward your first purchase of software, hardware, books or specialty items from TSE/HARDSIDE. I have a (check one)  TRS-80,  APPLE,  ATARI  PET. A photocopy of this coupon will be accepted.

Name \_\_\_\_\_  
 Address \_\_\_\_\_  
 City \_\_\_\_\_ State \_\_\_\_\_ Zip \_\_\_\_\_  
 MAIL TO: TSE/HARDSIDE  
 6 South Street  
 Milford, NH 03055





# GET FREE SOFTWARE FOR YOUR COMPUTER!

HOW? JUST ORDER ANY OF THE ITEMS BELOW, AND SELECT YOUR FREE SOFTWARE FROM THE BONUS SOFTWARE SECTION, USING THE FOLLOWING RULE: FOR THE FIRST \$100.00 WORTH OF MERCHANDISE ORDERED TAKE 1 ITEM; FOR THE NEXT \$200.00 WORTH OF MERCHANDISE ORDERED TAKE ANOTHER ITEM; FOR THE NEXT \$300.00 TAKE A THIRD ITEM, ETC. ALL AT NO COST.

HARDWARE by APPLE COMPUTER		PRINTERS		COMPUTER SYSTEMS	
APPLE II + .48K	1199	PASCAL LANG. SYS	397	HEATH/ZENITH:	
FLOPPY DR. + CNTRLR	535	FLOPPY DRIVE	455	Z89 FA Computer (48K)	2150
We carry the rest of the APPLE line at low, low prices! CALL!				Z19 Terminal	725
				Z47 Dual 8 Drive	2775
OTHER HARDWARE for APPLE		NEC SPINWRITERS & MATRIX PRINTERS:		WORDSWORTH by LEADING EDGE:	
D. C. HAYES:		25 CPS Daisy Par		(A Zenith Z89 & C. ITOH 25 cps Starwriter & CP/M & Full Word-Processing Software & Super-Calc)	
Micromodem II	300	Smartmodem	239	NEC:	
MICROSOFT:		45 CPS Daisy Par		PC801A 32K Computer	1099
Z80 Softcard	269	16K Ramcard	159	PC801A Dual Disk	1099
MOUNTAIN COMPUTER:		Daisy Tractor Option		Wordstar for NEC	299
CPS Multifunction	199	A/D + D/A Card	105	Super Calc for NEC	279
Expans. Chassis	595	Pompius	135	COMMODORE:	
CALL FOR MORE PRICES WE CARRY FULL LINE!		CALL FOR MORE PRICES WE CARRY FULL LINE!		VIC20 Computer	259
CALIF. COMPUTER SYSTEMS:		VIC20 Computer		VIC1515 Printer	315
Centronics Par. Int.	115	A/D Conv.	105	8032 Micro Mainframe	1100
Async. Serial Int.	135	Arith. Proc. /Disk	339	8250 2 MB Dual Drive	1760
CALL FOR MORE PRICES WE CARRY FULL LINE!		CALL FOR MORE PRICES WE CARRY FULL LINE!		4022 Printer	630
VIDEX:		VIC20 Computer		8024 7 Hi-Speed Printer	1345
80 Col. Board	275	Switchplate	15	ATARI:	
Enhancer I	105	Enhancer II	125	ATARI 800 (16K)	599
MORE OTHER HARDWARE FOR APPLE:		ATARI 400 (16K)		339	
SSM AIC	159	ABT Keypad	119	810 Disk Drive	449
SSM Serial ASIO	115	Keyboard Co. Keypad	129	825 Printer	619
SSM Par. APIO	99	Sunshine Joystick	40	16K Ram Memory	89
SSM A486 IEEE	425	Cisco Paddles	29	MICROSOFT BASIC	89
Navigation PL. CAT	339	Prometheus Z Card	229	VISICALC	159
VERSASWRITER	249	SUP'R MOD	29	815 Disk	1199
				INTEC 32K Ram	129
				Axon 128K Ram Disk	560
				XEROX:	
				820-1 System w/5" Dr.	2495
				820-2 System w/8" Dr.	3145
				WORDSTAR	419
				CP/M OP. SYS	175
				SUPERBRAIN by INTEC:	
				64K DD	2695
				DSS 10 Meg	3195
				Emulator	725
				Interlube	
				725	
OTHER SOFTWARE FOR APPLE:		ADD-ON MEMORY CARDS & DISK DRIVES FOR APPLE		CRT TERMINALS	
PERSONAL SOFTWARE:		MEMORY:		Heath/Zenith Z19	
Visicalc 3.3	159	Visitable	199	Televideo 920C	725
Visiplot	149	Visiplot/Visitrend	199	Televideo 950C	985
Visiterm	125	Visidex	169	Televideo 910	595
Desktop Pian II	169	Visipak	559	ADDS R25	875
MICROSOFT:		APPLE-COMPATIBLE FLOPPIES by MICRO-SOI:		ADDS R40	1175
APPLE Fortran (Z80)	149	APPLE Copol (Z80)	499	AMPEX Dialogue 80, 2-page, Detachable	995
TASC Basic Compiler	139	Olympic Dictation	25	IBM 3101-10	1199
MICRO-PRO:		APPLE-COMPATIBLE FLOPPIES by VISTA:		MODEMS	
Wordstar	245	Mail-Merge	99	CAT	159
Spell-Star	149	Data-Star	199	VENTE! 212-3, 1200 BD	849
PEACHTREE: BIZ Packages, all		SORRENTO VALLEY ASSOC:		LEX 11	149
CPA BIZ Packages, all		AMS 8000 Dual 8"		UNIVERSAL ORIG./ANS	180
		AMS 8000 Dual 8", Dbl. Sd.		UNIVERSAL AUTO. ANS	229
		AMS 5000 5 Mb. Drive		UNIVERSAL 1200 BD	259
		AMS 5010 10 Mb. Drive			
		Disk 2 + 2 Controller			
		359			
		CORVUS:			
		5 Mbyte			
		10 Mbyte			
		Mirror			
		4395			
		5600			
		675			
MORE OTHER SOFTWARE for APPLE:		MONITORS & PLOTTERS		\$100 CARDWARE	
DB Master	175	DB Master for CORVUS	399	SSM MB64 64K Mem	775
Data Factory	125	PFS	85	CCS 64K Dynamic	429
ASCH Express 3.3	55	PFS Report	85	HAYES S100 MODEM	
Sorcim Super Calc	250	Spellguard CP/M	235	DT Clock/Cal	135
Howard Tax Preparer	82	Bruderbund G Ledger	335		
Real Estate Analyzer	129	Bruderbund Payroll	335		
Ashton d Base II	495	dBase II Manual	50		
Graph Trax	49				
WORD-PROCESSORS for APPLE:		ZENITH:		FLOPPY DISCS	
Wordstar CP/M	245	EZWriter Prot. Sys.	215	3M 5" Soft SSSD/bx	29
Magic Wand CP/M	299	MUSE Super Text	125	3M 8" Soft SSSD/bx	33
Executive Secretary	199	Wordpower	50	Elephant 8"	
Letter Perfect	125	Hebrew II	55	Soft SSSD/bx	25
Magic Window	85	SuperScribe II	110	Soft SSSD/bx	29
Spellguard	235	Spellstar CP/M	149		
Word Handler (Gives 80 Col. & Inver case with no board!)	199				
		AMOEK:			
		12" Green			
		13" Color			
		135			
		13" Color			
		135			
		WATANABE FLATBED PLOTTER:			
		4 Pen		1150	
		6 Pen		1400	
		STROBE CYLINDRICAL PLOTTER:			
		Plotter		699	
		APPLE Infile		75	
		HOUSTON INSTR FLATBED PLOTTER:			
		DMP3 Smart Plotter		1299	
		6-Pen Adapter		349	

## BONUS SOFTWARE SECTION!

Let us acquaint you with MESSAGE-MAKING SOFTWARE. Just place the disk in the APPLE, enter the text, and colorful, dynamic messages appear on the screens of TV sets connected to the computer. Use the software to broadcast messages on TV screens in schools, hospitals, factories, store window, exhibit booths, etc. The following program is our latest release:

**SUPER MESSAGE:** Creates messages in full page "chunks". Each message allows statements of mixed typesizes, typesizes and colors, in mixed upper and lower case. Styles range from regular APPLE characters, up to double-size, double-width characters with a heavy, bold font. Six colors may be used for each different typestyle. Vertical and horizontal centering are available, and word-wrap is automatic. Users can chain pages together to make multi-page messages. Pages can be advanced manually or automatically. Multi-page messages can be stored to disc or recalled instantly.  
REQUIRES 48K & ROM APPLESOFT \$50

**APPLE PLOTS YOUR DATA & KEEPS YOUR RECORDS TOO!** APPLE DATA GRAPH 2.1. Plots up to 3 superimposed curves on the Hi-res Screen both X & Y axes dimensioned. Each curve consists of up to 120 pieces of data. Graphs can be stored to disc and recalled immediately for updating. Up to 100 graphs can be stored on the same disc. Great for Stock-market Charting, Business Management, and Classroom instruction!  
REQUIRES 48K & ROM APPLESOFT \$35

**APPLE RECORD MANAGER:** Allows complex files to be brought into memory so that record searches and manipulations are instantaneous. Records within any file can contain up to 20 fields, with user-defined headings. Information can be string or numeric. Users can browse thru files using page-forward, page-backward or random-search commands. Records can easily be searched, altered or sorted at will. Files can be stored on the same drive as the master program, or on another, if a second drive is available.

Records of files can be printed, if desired. Additional modules coming are a STATISTICS INTERFACE, CHECKBOOK, MAILING LIST & DATA-ENTRY.  
REQUIRES 48K & ROM APPLESOFT \$40

**APPLE LITERATURE DATABASE:** Allows rapid retrieval (via keywords) of references from total APPLE literature thru 1980, on 5.25" disk. Each entry in the data base consists of the article, author-name, periodical-name, date of issue, & page nos. The database is intended to support large magazine files which would require lengthy manual searching to recover information. Annual updates will be available.  
REQUIRES 48K & ROM APPLESOFT \$50

**WORDPOWER:** Is a simple, powerful, low cost, line-oriented word-processor program. It offers a fast machine language FIND & REPLACE. Text can be listed to screen or printer, with or without line-numbers. Lower-case adaptors are supported. You can merge files, move groups of lines, and easily add, change, or delete lines. WORDPOWER can be used to create and maintain EXEC files. It can also be used as a rapid, unstructured, information-storage and retrieval system via its rapid search capabilities.  
REQUIRES 48K & ROM APPLESOFT \$50

**LABELMAKER:** Allows users to quickly create address labels. A given label may be generated in any quantity from 1 to 32767. Space is allowed on labels for a personal and company name, but the space is automatically closed up if only a personal name is entered. Space is also allowed for foreign countries. The program can also generate labels for price-tags, part numbers and mail-messages such as "RUSH!", "FRAGILE!", etc. A self-incrementing feature allows theatre-tickets to be produced, with a date, and numbers running from 0000 to 9999. An editor is provided for editing labels prior to printing. All labels may be saved to disk for instant recall.  
REQUIRES 48K & ROM APPLESOFT \$35

Above software for APPLE DOS 3.2/3.3 only. Call for BONUS for other systems.

TO ORDER: Use phone or mail. We accept VISA, MASTERCARD, COD's, personal checks & money orders. Add 4% for credit card. Customer pays handling on COD orders. Foreign orders must be in American Dollars & include 10% for handling. Connecticut residents add 7.5% sales tax. Prices subject to change without notice.

**CONN. INFO. SYSTEMS CO.**

**(203) 579-0472**

**218 Huntington Road, Bridgeport, CT 06608**

# I/O Expansion for AIM

**The AIM 65 computer is well-suited to low-demand process control applications, due to its user-dedicated 6522 VIA. This article describes a method of adding two more VIAs to the AIM to triple the capacity of its input/output control hardware.**

Gary Finley  
Room P-102  
Biological Sciences  
University of Alberta  
Edmonton, Alberta  
Canada T6G 2E9

Many users of 6502-based microcomputers who have an interest in control-type applications have discovered the wealth of hardware utilities that is provided in the 6522 versatile interface adaptor (VIA). This well-named device provides an impressive array of input/output (I/O) facilities inside one \$10 package, including two 8-bit parallel ports, two 16-bit counter/timers, and an 8-bit shift register. The ports have bit-wise selectable data direction, optional input latching and four associated control (handshake) lines. The two timers can easily perform pulse counting, frequency generation and interval timing functions, and the shift register can be used to perform both serial-to-parallel and parallel-to-serial data conversions.

In the Rockwell AIM 65 computer, a 6522 chip is used to control the 20-column printer, the two cassette interfaces, and the teletype port. One of the timers in this chip is used to provide the five millisecond delay that is used to debounce the keyboard switches. The AIM 65 board holds a second 6522 VIA, and this one is available for user applications, with all 16 port bits and their four associated control lines

brought out to the 44 contact 'applications' connector at the left rear of the computer board. It was the provision of this user VIA that made the AIM 65 computer attractive to my colleagues and me at the psychology department of the University of Alberta.

Many of the experiments in psychological research that are conducted here represent low demand control tasks to which the AIM 65 and its user VIA are admirably suited. In a typical stimulus-response experiment, a control computer is used to present an auditory or visual stimulus to the subject. The computer then waits for him to choose from a number of possible responses, and records as data the identity of the response selected and the time taken by the subject to make his choice.

These tasks are easily accomplished with the facilities of the user VIA and some simple peripheral hardware. A few port bits are configured as inputs and connected to debounced response switches, a few others act as outputs — controlling lamps or tone generators through Darlington transistor drivers, and the programmable timers look after the measurement of the reaction times. Thus, with a minimum of external hardware, the AIM 65 can provide an excellent control facility at very modest cost to the user.

In the early days of this work (early 1980) the available capacity of 16 port bits seemed easily adequate for the demands of the type of experiment then conducted, and for any reasonable demand then foreseen for the future.

How times change! In the intervening months, we have found that port space acts like spending money — given an adequate supply, one soon develops a need for much more. As our experimenters became familiar with the computer, their confidence in the technique grew, and their ambitions were right behind. Soon the AIM 65

was running very demanding experiments involving simultaneous inputs from several subjects, the operation of stepping motors (which consume four port bits each), or combinations of similar tasks. The wealth of port space that had once seemed so generous was soon all spent, and the next experiment in line needed "just a few more bits" for the control of the apparatus and collection of the data.

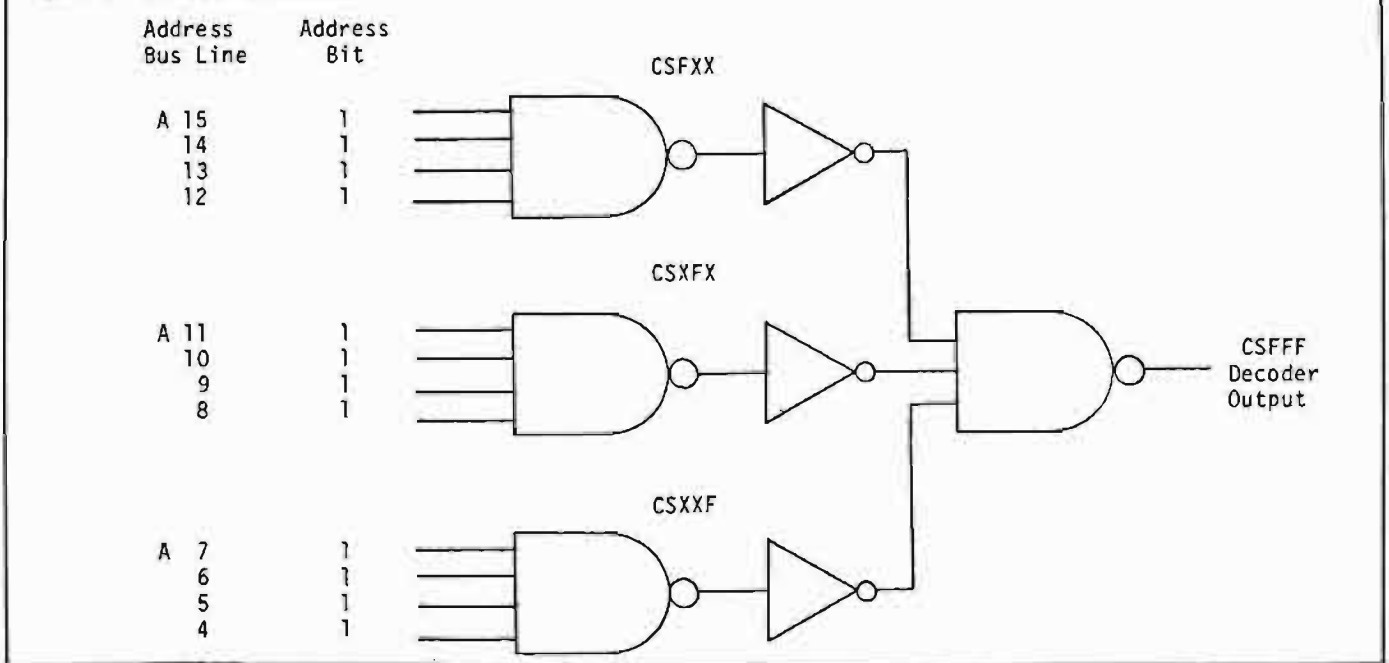
As these situations arose we met them at first with craft using tricks to make more efficient use of the available port space. By encoding 16 inputs into four bits, or multiplexing one set of four bits to run several motors at once, we made our 16 bits do the work of 24 or more. However, these stop-gap strategies were not very satisfactory. The hardware involved became complicated, and the programs became laden with extra routines containing the tricks that shared the port space among the various tasks to be done. Before too long it was clear that, although the AIM computer had plenty of computing power for our needs, the single user VIA was a bottleneck in the flow of control.

This article describes our solution to the problem: a simple add-on circuit for the AIM 65 that contains two additional 6522 VIAs. Using this design, any AIM 65 user who can do wire-wrap assembly can, in a few hours (at a cost of about \$40), triple the I/O capacity of his computer to a total of six bidirectional ports, twelve control lines, three shift registers and six programmable timers.

## Design of the I/O Expansion Board

To the 6502 microprocessor, a 6522 VIA looks like an array of 16 memory locations. Like any other memory chip, it must have connections to the system data bus and the control bus signals necessary for reading bytes of data from the data bus, or writing bytes to it.

Figure 1: A Decoder for Address \$FFF



These control signals are: the system clock ( $\phi$ 2), the read/write line (SYS R/W), and the reset line ( $\overline{\text{RES}}$ ). An additional connection is needed in order for the 6522 to be able to interrupt the microprocessor during interrupt-driven I/O functions. If this facility is desired, then each 6522 in the system must be connected to the interrupt request line ( $\overline{\text{IRQ}}$ ).

In addition to the data bus and the above control signals, a 6522 VIA must have connections to the system address bus, so that its 16 internal registers can be accessed one-at-a-time for the exchange of control and data bytes with the microprocessor. With only 16 internal locations, the 6522 needs only to decode the lowest four bits of address information. Like any other memory chip, it relies on an external address decoder circuit to tell it which section of the address space it is to respond to. In this case, the section is only 16 addresses long. The design of such an address decoder is a central part of this project.

In general, the address decoder must contain the logic necessary to produce a chip select signal for each VIA when one unique combination of bits is present on the highest 12 lines of the address bus. In commercial products, the address decoder logic is usually very general so that the purchaser can adjust the decoder, by means of DIP switches or wire jumpers, to fit the address requirements of the product into an area of the memory map of his system that is not already occupied. This degree of

generality is nice in principle, but it complicates the design of the decoder a little, increases the parts count, the cost of the project, and also adds to the construction time. In the design shown below, the decoder logic has been kept simple through the use of a fixed address assignment, chosen by the user before construction to suit the requirements of his system.

### Address Decoder Theory of Operation

As an example of the operation of an address decoder, consider one built to produce a chip select signal for the unique 12-bit address \$FFF (1111 1111 1111 binary). If the four address lines represented by each hexadecimal digit of the address are connected to the inputs of a four-input NAND gate [see figure 1], the gates will each produce logic LOW outputs only when all four of their inputs are in the logic HIGH state. If we form a second logical NAND function of the inverted outputs of these gates, the resulting output is a chip select signal that is LOW only when all 12 inputs are HIGH, corresponding to an input address of \$FFF. Any other address will cause at least one of the four-input gates to have a HIGH output, and no chip select (LOW decoder output) will be produced.

This example decoder is of no use whatever in the AIM 65, since no addresses starting with \$FFF are available to the user in that system. However, the decoder of figure 1 is easily changed into others that decode addresses that

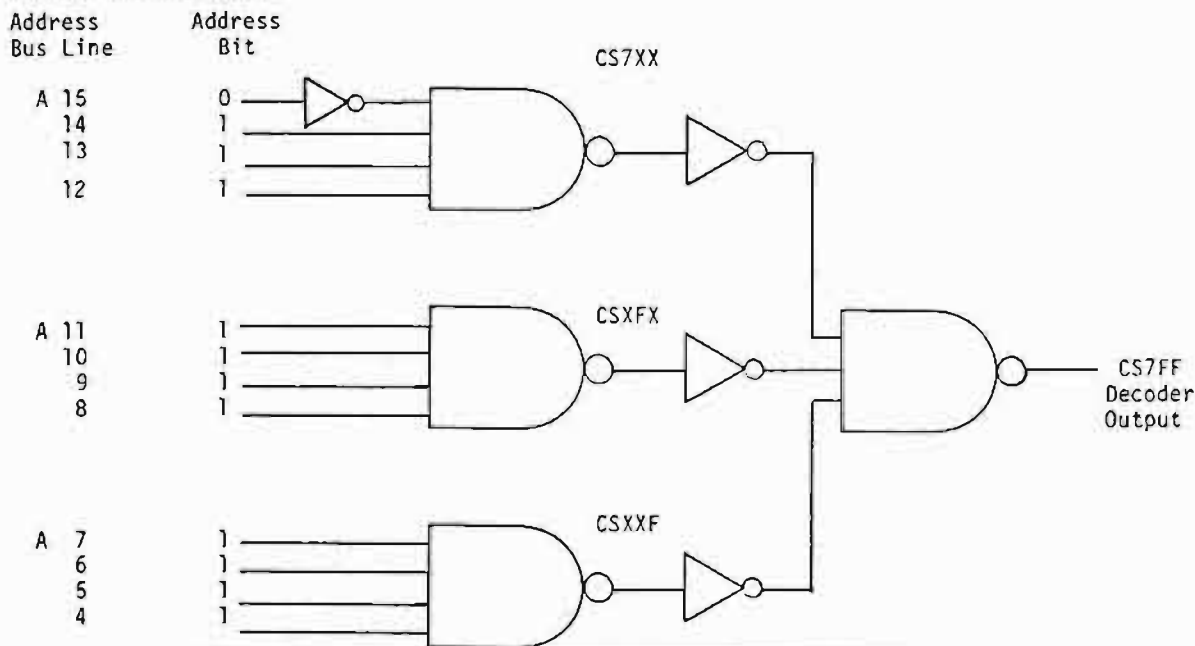
are available to AIM 65 users. If, in figure 1, the bit on the highest address line (A15) was changed from a one to a zero, the address would be \$7FF (0111 1111 1111 binary). The decoder of figure 1 doesn't give an output for this address. However, by the introduction of a single inverter between the address line A15 and its NAND gate input, we can alter the decoder so that it does respond to this new address. As drawn in figure 2, the decoder gives an output only for the new address \$7FF. From this example it is easy to generalize to the design of a decoder for any desired address in the range from \$000 to \$FFF. Simply write the address down in column form beside a diagram like figure 1, and wherever it contains a logic zero, put an inverter between that address line and the NAND gate input.

### An Address Decoder for the I/O Expansion Board

An I/O expansion board containing two VIAs requires two address decoders of the type described above: one to produce a chip select signal for each VIA. However, by choosing the addresses of the VIAs appropriately, we can produce two signals with little more hardware than was needed for the first one. Since each VIA has 16 internal registers, two VIAs must have their base, or lowest addresses separated by at least 16 addresses to avoid overlap. This means that their hex addresses must differ by at least one number in the third hex digit. The component count of the decoder is minimized if both VIAs have common first and second hex address



Figure 2: A Decoder for Address \$7FF



digits. In figure 3, the top four-input NAND gate decodes address bits A15 - A12, or the first hex digit, and gives an output when that digit is a '9.' Similarly, the second four-input gate decodes bits A11 - A8 (the second hex digit) and gives an output when that digit is an 'F.' By choosing both VIA addresses to be of the form \$9FX (where X is any hex digit), we can use the above two signals in the generation of chip selects for both of them with no added hardware.

In most AIM 65 systems, there is a large range of address space that is available for use by the I/O expansion board. In a computer with 4K of on-board memory, the entire range from \$1000 to \$9FFF is available. In a machine having a 16K memory expansion board, this range is reduced to \$5000 to \$9FFF, but there is still plenty of room for the 32 addresses occupied by the I/O board. For this reason, it is usually possible to choose the I/O

board addresses to be values convenient to the design of the decoder. In order to save wiring time, it is most convenient to choose the third hex digits of the addresses to use the fewest inverters in the decoder circuit. Since an 'F' uses no inverters, it is one logical choice. The other digit could be an 'E,' 'D,' 'B,' or a '7' using only one inverter. In the circuit shown in figure 3, this digit has been chosen to be an 'E,' because this way the two VIAs occupy 32 adjacent

## PERRY PERIPHERALS REPAIRS KIMs!! (SYMs AND AIMs TOO)

- We will Diagnose, Repair, and Completely Test your Single Board Computer
- We Socket all replaced Integrated Circuits
- You receive a 30-day Parts and Labor Warranty
- Labor is \$38.00 if 40-pin ICs are socketed (\$40.00 otherwise) — Parts Extra
- Your repaired S.B.C. returned via U.P.S. — C.O.D., Cash

Don't delay! Send us your S.B.C. for repair today  
Ship To: (Preferably via U.P.S.)

**PERRY PERIPHERALS**  
6 Brookhaven Drive  
Rocky Point, NY 11778

*Perry Peripherals carries a full line of the acclaimed HDE expansion components for your KIM, SYM, and AIM, including RAM boards, Disk Systems and Software like HDE Disk BASIC V1.1. Yes, we also have diskettes. For more information, write to: P.O. Box 924, Miller Place, NY 11764 or Phone (516) 744-6462.*

addresses, minimizing the address space between them which would otherwise probably be wasted.

Thus, in figure 3 we have the top four-input gate giving an output (logic zero) for 12-bit addresses of the form \$9XX, and the second four-input gate giving an output for addresses of the form \$XFX. The third four-input gate produces an output for addresses \$XXF, and the bottom four-input gate for addresses \$XXE. These signals all require inversion before they can be combined by the three-input gates on the right side of the diagram, so each is first passed through an inverter as shown in the middle. These inverters and the top three-input gate perform a logical AND function on the signals CS9XX (chip select from addresses of the form \$9XX), CSXFX, and CSXXF to produce a chip select signal whenever the current address is of the form \$9FF. The inverters and the bottom three-input gate do the same for the signals CS9XX, CSXFX and CSXXE to give a chip select signal for all addresses of the form \$9FE.

When these two chip select signals are connected to the two VIAs on the I/O expansion board, those VIAs will respond in exactly the same way as the built-in user VIA, but with base addresses \$9FE0 and \$9FF0. For example, in the VIA chip the interrupt flag register has the location (base address + D) hexadecimal. The user VIA has a base address of \$A000, so the user interrupt flag register is at the address

\$A00D. This same register is at the address \$9FED in one of the added VIAs and \$9FFD in the other.

The above base addresses were not chosen entirely to simplify the wiring of the address decoder. In the AIM 65 the system I/O addresses start at \$A000, and in machines with both the ROM-based assembler and BASIC language installed, the system memory map is full all the way up to the top of the address space at \$FFFF. The system address usage is put at the top of the address space to keep it out of the way of user memory which starts near the bottom (at \$0200). In order to leave the maximum amount of uncluttered address space for user memory expansion, it is good policy to follow the example of the AIM's designers and put the expansion I/O board address usage as high in the available address space as possible. The address decoder in figure 3 puts the two added VIAs in the last 32 addresses below the system's reserved area.

In systems that have this area already dedicated to some device, the decoder of figure 3 can easily be changed to put the added VIAs somewhere else. Two hex-inverter packages (74LS04) were used for the design shown in figure 3. Of these 12 inverters only the four in the middle of the diagram (between the sets of four-input and three-input NAND gates) are in required positions. The remaining eight inverters (of which only three are used by the circuit

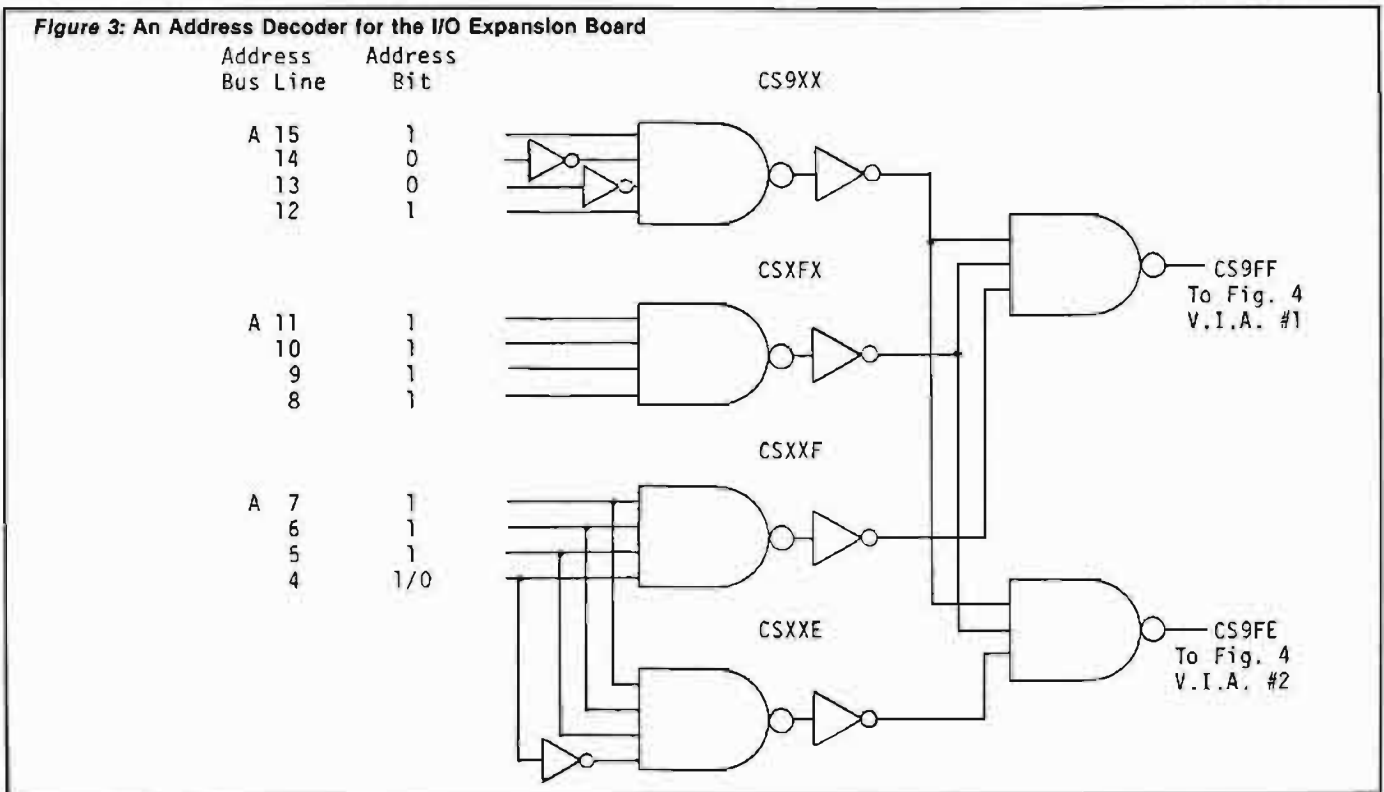
in figure 3) are available for the selection of the address lines that are to contain logic zeros in the desired addresses.

Figure 4 shows the circuit for the connection of the system data, address and control bus signals to the two VIAs. One of the chip select signals from the address decoder is connected to pin 23 of each one. The port bits and control lines on the right side of each package are connected to the peripheral devices as described in the assembly section below.

Once the address allocations of the I/O expansion board have been chosen, and an address decoder of the above form has been designed, the conceptual part of the project is finished. All that remains to be done is the actual wiring and the connection of the finished I/O expansion board to the computer.

### Assembly of the I/O Board

A small single-unit project of this sort is most easily and quickly built by the wire-wrap technique, and this connection scheme is particularly well-suited to this project with its hard-wired address assignment. If some future expansion of the computer should require the changing of the I/O board addresses, this can easily be done by the re-wrapping of a small number of the wires which determine the address bus lines that are inverted before connection to the NAND gate inputs. This



sort of change would be inconvenient if a circuit board had been etched to suit the initial choice of addresses.


In the psychology department shop, we build these I/O expansion boards on a perforated prototyping board. Radio Shack stores sell one of these (part number 276-152) that has a 44-contact edge connector identical to the AIM 65's 'expansion' connector. By wiring the address, data, and control bus signals to the appropriate contacts when the I/O expansion board is being built (following the assignments on the AIM 65 connector), the board can be made to connect directly to the AIM 65 expansion connector with a simple parallel-bus connector made from two 44-contact edge connectors (like the EDAC 307-044-500-202) and a short length of ribbon cable. This cable should be kept shorter than six inches, or some degradation of the unbuffered bus signals may occur.

Many of the AIM 65 systems in use here are built around a five-slot card cage made for the KIM/SYM/AIM bus by Microtechnology Unlimited. The bus connector of this card cage is designed for the memory expansion, video display and disk controller boards made for these computers by this company. The I/O expansion board fits handily into one of the slots in these systems, saving the rather tedious fabrication of a cable-type connector.

A second connector is required to carry the port bits and control lines to the devices that interface with the VIAs on the I/O expansion board. For this purpose we use a 50-contact wire-wrap-style ribbon cable connector, such as the ALPHA FCC-152-50. The 32-port bits and eight control lines from the two VIAs are wrapped to contacts on this connector, which mounts into a row of holes near the free edge of the prototype board. The loads or data inputs are connected to a ribbon cable terminated with a mating connector (ALPHA FCC-120-50) which can be plugged into the one on the I/O expansion board.

Several of our AIM 65 systems use an I/O card cage of local design which has this ribbon cable crossing the back of the chassis as a port-bit bus. Cards plugged into this chassis mate with card-edge connectors (ALPHA FCC-171-50) that are pressed onto the ribbon cable. Some of these cards carry load drivers like power Darlington transistors or optically-coupled triacs for the control of external devices. Other

Figure 4: VIA Connections



cards contain switch debouncing circuits for the input of switch-closure response data, or custom devices that require connection to I/O port space or control lines. With the advantages of expanded I/O capacity and modularly interchangeable I/O hardware, our AIM 65 computers have become powerful and flexible experiment controllers.

### Conclusions

The I/O expansion project described in this article was undertaken as a simple, quick and inexpensive solution to

the demand for increased I/O capacity. Some care must be taken by ambitious readers who desire a much more substantial addition to the I/O capabilities of their computers. The device described above should not be significantly expanded without some redesigning of the circuits.

Gary Finley is a member of the staff of the Psychology Department of the University of Alberta. He works in microcomputer software development and the design of custom peripheral hardware for both microcomputers and minicomputers.



# "NIBBLE<sup>®</sup> IS TERRIFIC" (For Your Apple)



**NIBBLE IS:** *The Reference for Apple computing!*

**NIBBLE IS:** One of the Fastest Growing Magazines in the Personal Computing Field.

**NIBBLE IS:** Providing Comprehensive, Useful and Instructive Programs for the Home, Small Business, and Entertainment.

**NIBBLE IS:** A Reference to Graphics, Games, Systems Programming Tips, Product News and Reviews, Hardware Construction Projects, and a host of other features.

**NIBBLE IS:** A magazine suitable for both the Beginner and the Advanced Programmer.

Each issue of NIBBLE features significant new Programs of Commercial Quality. Here's what some of our Readers say:

- "Certainly the best magazine on the Apple II"
- "Programs remarkably easy to enter"
- "Stimulating and Informative; So much so that this is the first computer magazine I've subscribed to!"
- "Impressed with the quality and content."
- "NIBBLE IS TERRIFIC!"

*In coming issues, look for:*

- Stocks and Commodities Charting
- Assembly Language Programming Column
- Pascal Programming Column
- Data Base Programs for Home and Business
- Personal Investment Analysis
- Electronic Secretary for Time Management
- The GIZMO Business Simulation Game

And many many more!

NIBBLE is focused completely on the Apple Computer systems.

Buy NIBBLE through your local Apple Dealer or subscribe now with the coupon below.

**Try a NIBBLE!**

**nibble**



We accept Master Charge & Visa

Box 325, Lincoln, MA. 01773 (617) 259-9710

I'll try nibble!

Enclosed is my \$19.95 (for 8 issues) Price effective Jan. 1, 1982  
(Outside U.S., see special note on this page.)

check  money order

Your subscription will begin with the next issue published after receipt of your check/money order

Card # \_\_\_\_\_ Expires \_\_\_\_\_

Signature \_\_\_\_\_

Name \_\_\_\_\_

Address \_\_\_\_\_

City \_\_\_\_\_

State \_\_\_\_\_ Zip \_\_\_\_\_

**NOTE**

- Domestic U.S. First Class subscription rate is \$36.50
- Canada Air Mail subscription rate is \$42.50
- Outside the U.S. and Canada Air mail subscription rate is \$47.50

All payments must be in U.S. funds drawn on a U.S. bank.

©1980 by MICRO-SPARC, INC. Lincoln, Mass. 01773. All rights reserved.  
\*Apple is a registered trademark of Apple Computer Company

## 6502 Bibliography: Part XL

### 1200. A.N.A.L.O.G. Magazine No. 1 (Jan/Feb, 1981)

- Bachand, Charles, "Parlez-vous Pascal?" pg. 6-8.  
Pascal and other languages for the Atari.
- Walter, Russ, "Graphically Speaking...", pg. 28-31.  
A graphics tutorial for Atari users.

### 1201. Apple Assembly Line 1, Issue 8 (May, 1981)

- Sander-Cederlof, Bob, "Hi-Res SCRNX Function for Applesoft," pg. 2-3.  
How to supply the HSCRNX(X,Y) function corresponding to the Lo-Res SCRNX(X,Y) on the Apple.
- Anon., "Shift Operations in 6502 Assembly Language," pg. 6-10.  
A tutorial on LSR, ROL, ROR, etc. op-codes.
- Sander-Cederlof, Bob, "Commented Listing of DOS 3.2.1," pg. 12-20.  
Covering \$B800-BCFF of the Apple DOS 3.2.1.

### 1202. Abacus II 3, Issue 4 (April, 1981)

- Yee, David R., "C.A.I. Programs: Binomial to the Nth Degree; Binomial Certain Term," pg. 4-5.  
Useful Apple programs for the math teacher.
- Avelar, Ed, "Some VisiCalc Applications," pg. 6-17.  
Some notes and discussion of applications of VisiCalc on the Apple.

### 1203. A.N.A.L.O.G. Magazine No. 2 (March/April, 1981)

- La Ferla, Robert, "What the PEEK and POKE Are You Talking About?" pg. 5.  
A short instructional article on the PEEK and POKE functions of the Atari microcomputer.
- Stewart, Ed, "Unleash the Power of Atari's CPU," pg. 20.  
How to get an increase of 30% in speed from your Atari CPU.
- Anon., "Flag Graphics Demo," pg. 22.  
A short program in Atari graphics.
- Repstad, Tom, "The Game Room," pg. 30-32.  
An Atari tutorial on game programming.
- Hartman, Robert and Pappas, Lee, "Download Terminal," pg. 36.  
Store Compuserve, Source or Bulletin Board in RAM and off line send it to disk or printer.
- Hoffman, Paul, "Machine Language to BASIC Conversion," pg. 43.  
A program to read a portion of Atari memory and then write the contents of the screen to BASIC Data Statements.

### 1204. The Target (January/February, 1981)

- Clem, Donald, "Memory-ASCII Dump," pg. 3-4.  
Program to provide a memory dump of a user-specified AIM 65 memory range.
- Wahlquist, John, "CB-2 Sound," pg. 5.  
Hardware and software for a sound generation technique on the AIM 65.
- Riley, Ron, "Riley Corner," pg. 7.  
Schematic and parts list for a power supply for the AIM 65.

### 1205. ByteLines 1, No. 7 (May, 1981)

- Anon., "Patch to Renumber," pg. 5.  
A patch to overcome a slight bug in the renumbering program on the DOS 3.3 Master Disk.

### 1206. Mini'app'les 4, No. 5 (May, 1981)

- Espinosa, Chris and Wyman, Paul, "PEEKs, POKEs and CALLs," pg. 8-9.  
A table useful to Apple programmers.

### 1207. The Apple-Dillo (May 1981)

- Sethre, Tom, "TRACE Debugging with DOS," pg. 13.  
A solution to the problem of using TRACE to test a program that performs disk I/O.

### 1208. From The Core (May, 1981)

- Anon., "Renumber," pg. 2.  
A patch for the bug in the Renumber programs in either DOS 3.2 or 3.3.
- Malpass, Mike, "MX-80 Block Graphics Characters," pg. 4.  
A hardware mod for the Epson/Apple interface card to permit printing block graphics characters.

### 1209. The Apple Barrel 4, No. 3 (May, 1981)

- Pardue, G.H., "Modifications of File Cabinet V," pg. 5-6.  
Changes to operate with the Epson MX-80 printer.
- Kramer, Mike, "Epson MX-80 Horizontal Tab Problem," pg. 7.  
A note on efficient use of the Epson MX-80 printer with the Apple.

### 1210. PEEK(65) 2, No. 5 (May, 1981)

- Cook, Willis H., "Graphics Utility for OS-65D," pg. 2.  
A utility for OSI users.
- Peabody, Al, "The Beginning Assembler," pg. 2.  
The first in a continuing series of instructional articles on machine language.
- Peabody, Al, "Indirect Files for Program Transfer," pg. 7.  
A tutorial on OSI files.
- Shingara, T.M., "A Real Time Clock Program," pg. 18.  
A clock program for the C1P-SBII.

### 1211. Compute! 3, No. 5, Issue 12 (May, 1981)

- Lock, Robert, "Introducing 'Super PET'," pg. 4-8.  
A new CBM micro has 134K mixed RAM and ROM with both 6502 and 6809 processors and separate ROM operating systems and several languages.
- Davis, Tony and DeJong, Marvin, "Using the AIM 65 as a Remote Terminal for an Apple," pg. 42.  
A telephone link with an AIM, a Novation CAT modem and an Apple on the other end.
- DeJong, Marvin L., "A Floating Point Multiplication Routine," pg. 52.  
A machine language routine for 6502 micros.
- Hartman, Tony A., "Naming Compounds," pg. 58-63.  
A PET CAI program for Chemistry students.
- Smith, M.R., "Using Named GOSUB and GOTO Statements in Applesoft BASIC," pg. 64-68.  
A routine to allow named subroutines in Applesoft as is possible in Apple Integer BASIC.
- Boom, Michael, "Using Strings for Graphics Storage," pg. 82-84.  
A method of Atari graphics generation using text strings to store pixel data.
- Brannon, Charles, "Atari Machine I/O," pg. 84.  
Three routines of interest to Atari machine language programmers.
- Lindsay, Len, "Disk Directory Printer," pg. 86.  
Two program listing routines for the Atari disk.

- Bills, Richard, "Real-Time Clock on the Atari," pg. 88-89.  
Utilization of the real-time hardware available on the Atari.
- Butterfield, Jim, "Getting to the Machine Language Program," pg. 112-113.  
Instructional article for PET users.
- Hudson, Arthur C., "A Thirteen Line BASIC Delete," pg. 116.  
A short program, entirely in BASIC, which allows you to delete any group of lines from an existing program on the PET.
- Brandon, Eric, "Using the Hardware Interrupt Vector on the PET," pg. 126-127.  
A utility for the PET.
- Zumchak, Gene, "Build Your Own Controllers."  
Notes on the design of single board computers, development systems, emulators, etc., based on 6502 systems.
- 1212. Call —A.P.P.L.E. 4, No. 4 (May, 1981)**
- Mosher, Paul W. and Howard, Clifton M., "A Catalog Label Printing Program," pg. 9-14.
- Walker, David W., "Super Apple BASIC," pg. 17-18.  
A review of a new language for the Apple.
- Greenberg, Harvey, "In the Depths of the Pascal Directory," pg. 27-28.  
Exploration of Pascal.
- Hilger, Jim and Golding, Val J., "Converting Binary Files to Data Statements," pg. 47.  
A utility for the Apple.
- Golding, Val J., "DOS Version Finder," pg. 53.  
This routine identifies DOS and master/slave type of disk.
- Zant, Robert F., "Alchemy and Other Wonders," pg. 61-62.  
A program to find file record length with random organization, on Apple disks.
- Berg, Arnie, "Basic 'Val' Function in Pascal," pg. 66.  
How to incorporate the VAL( ) function in Pascal.
- 1213. The Michigan APPLE-gram 3, No. 6 (June, 1981)**
- Rivers, Jerry, "INSTRS Function in Applesoft Revisited," pg. 4.  
A fix for a minor bug improves this program.
- Anon., "IAC ApNote: Modifications Needed to Operate the Apple Communications Card with a 9600 Baud Terminal," pg. 22-23.  
A hardware mod for the Apple card.
- Anon., "IAC ApNote: Apple II ROM Monitor Subroutines List," pg. 24-28.  
Table giving name, purpose, entry conditions, uses and example.
- 1214. KB Microcomputing 5, No. 6, Issue 54 (June, 1981)**
- Brieger, G.R., "Plan Your Retirement on Easy Street," pg. 50-53.  
A VisiCalc program for the Apple, PET, Atari, etc.
- Carr, Ronald W., "OSI Baud Mod," pg. 56-57.  
Double and quadruple your cassette storage speed with this circuit for the OSI Superboard and C1P.
- Cohen, Geoff A., "Double-Good OSI Protection," pg. 96.  
With this circuit you must hit the BREAK key twice.
- Lancaster, Don, "To and Fro with Apple's Inverted Decimal Code," pg. 98-101.  
A program to calculate Apple calls above 32767.
- Scanlon, Leo J., "Multiplying by 1's and 0's," pg. 110-120.  
Try binary multiplication in 6502 assembly language.
- Macauley, Colin, "Dump It On Cassette," pg. 130-131.  
An approach to saving OSI machine-language programs on tape.
- 1215. Apple Bits 3, No. 2 (March, 1981)**
- Kovalik, Dan, "Taking the Mystery and Magic out of Machine Language," pg. 3-6.  
An Apple utility "Integer Basic String" to replace strings.
- 1216. Apple Gram 3, No. 4 (April, 1981)**
- Meador, Lee, "Word Processors," pg. 2-4.  
A discussion of features of various available Apple word processor programs.
- Firth, Mike, "Definition 'Garbage Collection'," pg. 17.  
An explanation of what Apple garbage collection is all about.
- 1217. Apple Bits 3, No. 4 (April, 1981)**
- Kovalik, Dan, "Taking the Mystery and Magic out of Machine Language."  
Bell tone program for the NEO Apple Clock.
- 1218. Stems From Apple 4, Issue 4/5 (May, 1981)**
- Ward, Dennis, "DOS Commands During the Listing?" pg. 7.  
It is possible to have DOS commands executed during the listing of your program.
- Ward, Dennis, "The A.P.P.L.E. Educator," pg. 8-9.  
Notes on using assemblers on the Apple.
- 1219. Byte 6, No. 6 (June, 1981)**
- Carlson, Keith and Haber, Steve, "Four Word Processors for the Apple II," pg. 176-204.  
A review of several programs for the Apple.
- 1220. The Apple Peel 3, No. 6 (June, 1981)**
- Jenkins, Jerry, "Formatter Exec File," pg. 7.  
A utility for the Apple.
- 1221. Purser's Magazine: Special Atari Edition (June, 1981)**
- Staff, "Program Reviews," pg. 10-44.  
Forty-four pieces of Atari software are reviewed.
- 1222. Softwalk 1, No. 10 (June, 1981)**
- Wagner, Roger, "Assembly Lines," pg. 16-20.  
Several routines in assembly language for the Apple.
- 1223. MICRO No. 37 (June, 1981)**
- Tripp, Robert M., "It's Time to Stop Dreaming," pg. 7-9.  
A description of the features of the 6809 microprocessor.
- Faguy, Francois, "A C1P Dump Utility," pg. 27-30.  
A debugging tool for OSI machine language and BASIC programs.
- Cain, Les, "Machine Language to DATA Statement Conversion," pg. 33.  
A utility for 6502 users.
- Huntress, Wes, "Serial Line Editor for the Apple," pg. 59-63.  
An extended line editor allowing inserting, deleting, and several other features.
- Tenny, Ralph, "Improved KIM Communication Capabilities," pg. 65-69.  
A hardware/software combination to add new capabilities to the KIM.
- Hill, Alan G., "Amper Search for the Apple," pg. 71-77.  
High speed machine language search routine to find character strings in BASIC arrays.
- Boness, Fred, "Memory Expansion for the Superboard," pg. 79-80.  
A less expensive way to add memory to the OSI Superboard.
- Girard, John E., "Horizontal Screen Scrolling on the CBM/PET," pg. 81-82.  
Horizontal scrolling is a convenient method of displaying graphics functions that are too wide to fit on a PET screen.
- Guilbeau, James, "AIM 65 RS-232 Interface," pg. 97-98.  
A hardware article for the AIM users.
- Mason, James L., "Real Time Clock for Superboard," pg. 99-101.  
By providing a brief pulse once each second to the Superboard, and implementing this short program, the OSI computer will maintain and display real time in a background mode.
- Dial, Wm. R., "Resource Update," pg. 102-104.  
A list of publications which are good sources of information on the 6502 microprocessor and 6502-based micros.






# FOR YOUR APPLE II

Industry standard products at super saver discount prices

## PARALLEL PRINTERS



**C-ITOH 8510 PRINTER** Virtually identical to the NEC 8023. Same electro-mechanical internals. The only difference is the name and the price. Specifications: • 100 CPS dot matrix printer • 80 column print – 136 characters per line • Tractor/friction feed • 7 different print fonts included • 2K printer buffer • Proportional spacing • Bit image graphics and graphic symbols.

NEC & C-ITOH List: \$800

**Special Price with any other purchase ..... \$595**  
**EPSON 100 PRINTER ..... \$749**

## Z-80 CARDS FOR YOUR APPLE

**MICROSOFT SOFTCARD.** With CP/M® & MBASIC.

(List: \$399) .... **\$289**

**NEW! ADVANCED LOGIC SYSTEM Z-CARD.** With C/PM®. Has everything the Softcard has except MBASIC. Works with Microsoft's disks too.

(List: \$269) .... **\$209**

**NEW! U-Z-80 PROCESSOR BOARD (from Europe)**


Software compatible with Softcard and

ALS Software ..... (List: \$199) .... **\$149**

With CP/M®, ..... add: (List: \$75) ..... **\$49**

**NEW! ALS SYNERGIZER.** CP/M® operating package with an 80 column video board, CP/M® interface, and 16K memory expansion for Apple II. Permits use of the full range of CP/M® software on Apple II and Apple III.

(List: \$749) .... **\$595**



## 80 COLUMN VIDEO DISPLAYS FOR APPLE II

**SMARTERM.**  
(Not to be confused with SUPRTERM)

Software switching from 80 to 40 and 40 to 80 characters. 9 new characters not found on the Apple keyboard. Fully compatible with CP/M® and Apple PASCAL®. With lowest power consumption of only 2.5 watts.

(List: \$360) .... **\$279**

**SMARTERM EXPANDED CHARACTER SET.** Add to above: **\$40**  
7" x 11" matrix with true decenders.

**VIDEX-80 ..... \$279**

**WIZARD ..... \$269**

## MONITORS FOR YOUR APPLE

**AMDEX 300G ..... \$229**

### SUPER SPECIALS!

**12" GREEN MONITOR ..... \$139**

**12" BLACK & WHITE MONITOR ..... \$125**

## EXPAND YOUR APPLE II MEMORY

**16K MEMORY EXPANSION MODULE.** The preferred 16K RAM Expansion Module from PROMETHEUS. Fully compatible with CP/M® and Apple Pascal®. With full 1-year parts and labor warranty.

(List: \$169) ..... **\$99**


**MEMORY MANAGEMENT SYSTEM.** Provides more free memory in BASIC by moving DOS into 16K card.

(List: \$49) ..... **\$35**

**16K RAM ADD-ON KITS.** Eight 16K full specification RAMS.

Reduced to ..... **\$19**


**SATURN SYSTEMS 32K RAM CARD ..... \$199**



## VERSACard from PROMETHEUS

Four cards on one! With true simultaneous operation. Includes: (1) Serial Input/Output Interface, (2) Parallel Output Interface, (3) Precision Clock/Calendar, and (4) BSR Control. All on one card. Fully compatible with CP/M® and Apple Pascal®.

(List: \$249) .... **\$195**



## JOYSTICK

Takes the place of two Apple Paddle Controllers. From BMP Enterprises. Heavy duty industrial construction and cable. Non-self centering. With polarity switches for consistent motion control.

(List: \$59) ..... **\$39**

## MODEMS FOR YOUR APPLE II

**HAYS Smartmodem ..... \$229**

**NOVATION Apple Cat ..... \$349**

## GENTRONICS COMPATIBLE PARALLEL INTERFACE

**NEW!** Look out Grappler! From PROMETHEUS. For use with Epson, NEC, C-ITOH, and other printers. Fully compatible with CP/M® and Apple Pascal®.

Only ..... **\$69**

With Screen Dump Graphics for EPSON printer, add ... **\$25**



**Phone for Quick Shipment!**  
**(415) 490-3420**

**SGC**

**"The mail order specialists"**

**342 Quartz Circle, Livemore, CA 94550**

All equipment shipped factory fresh. Manufacturers' warranties included. Please add \$3.00 per product for shipping and handling. California: add 6% tax; BART Counties: 6½%.

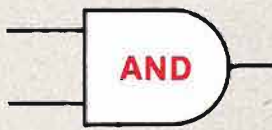


# Boolean Algebra

Boolean Algebra is the science of True and False. If statement A is True and statement B is False, then the statement "A AND B" must be False, because one of the component statements is False. However, the statement "A OR B" would be True, since only one of the components needs to be True. In high level programming, a typical Boolean statement would be, "IF Q P and P=R-5 THEN...." Both of the component statements have to be True for the statements immediately after the THEN to be executed. If the AND is replaced with OR, then only one of the statements needs to be True.

Assembly language programming relies a great deal on Boolean Algebra, too. Each bit position in a binary number may contain only a 1 (= True) or a 0 (= False). When a Boolean operator acts on a pair of numbers, the values for bit 0 in each are compared to determine the value for bit 0 in the result, and so on for all the bits in the two numbers. The 6809 has a COMPLEMENT instruction, which is equivalent to the Boolean NOT, and both the 6502 and 6809 have AND, OR, and EOR instructions.

These functions also apply to digital circuitry. Circuit elements called "gates" compare two or more signals to arrive at a single resulting signal. Usually +5 VDC is considered "True" and 0 VDC is considered "False." So, if an OR gate receives 0 V on one input and +5 V on the other, the output is +5 V. An AND gate with the same inputs would produce a 0 V output.



Description: If both statements are True (bit = 1), then the result is True. Otherwise, the result is False.


ML Application: ANDing a non-standard character code (such as for reverse field on the PET or Apple) with 0111 1111 will usually return the ASCII value.

Syntax: A AND B, A · B, AB  
 A × B  
 A ∧ B A ∩ B

A	B	A OR B
True	True	True
True	False	False
False	True	False
False	False	False

A	B	A AND B
1	1	1
1	0	0
0	1	0
0	0	0

Example:  
 AND    1011 0110  
          0111 0000  
          0011 0000



Description: Returns a True value if either statement or both statements are True (bit = 1).

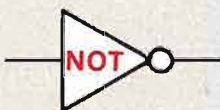
ML Application: Use to make sure a particular bit is set. ORing a character code with 1000 0000 will return the same code, except with bit 7 always set.

Syntax: A OR B  
 A + B  
 A ∨ B, A ∪ B

A	B	A AND B
True	True	True
True	False	True
False	True	True
False	False	False

A	B	A OR B
1	1	1
1	0	1
0	1	1
0	0	0

Example:  
 OR    1011 0110  
          0111 0000  
          1111 0110



Description: If a statement is True (bit = 1), NOT will return False (bit = 0), and vice versa.

ML Application: This can be accomplished with the 6502 using an XOR with 1111 1111 (\$FF).

Syntax: NOT A  
 A  
 A'  
 !A, ~A

A	NOT A
True	False
False	True

A	NOT A
1	0
0	1

Example:  
 A = 1011 0110  
 NOT A = 0100 1001





Description: Exclusive Or returns True if either statement is True, but not if both are True.

ML Application: A number XORed with 0100 0000 will result in the same number with bit 6 toggled; i.e., = 1 if it was originally 0, and = 0 if it was 1.

Syntax: A XOR B, A EOR B  
A ⊕ B

Example: XOR  $\begin{array}{r} 1011\ 0110 \\ 0111\ 0000 \\ \hline 1100\ 0110 \end{array}$

A	B	A XOR B
True	True	False
True	False	True
False	True	True
False	False	False

A	B	A XOR B
1	1	0
1	0	1
0	1	1
0	0	0



Description: The result is True only if both statements are False (bit = 0).

Application: This function is applied more in electronics than in programming.

Syntax: A NOR B  $\overline{A + B}$   $A \downarrow B$

Equivalent: NOT(A OR B)

A	B	A NOR B
True	True	False
True	False	False
False	True	False
False	False	True

A	B	A NOR B
1	1	0
1	0	0
0	1	0
0	0	1

Example: NOR  $\begin{array}{r} 1011\ 0110 \\ 0111\ 0000 \\ \hline 0000\ 1001 \end{array}$



Description: If either statement is False (bit = 0), then the result is True.

Application: This is used more in electronics than in programming. In fact most early logic used only NAND gates and inverters (NOT).

Syntax: A NAND B  $\overline{AB}$   $A \uparrow B$

Equivalent: NOT(A AND B)  
NOT A OR NOT B

A	B	A NAND B
True	True	False
True	False	True
False	True	True
False	False	True

A	B	A NAND B
1	1	0
1	0	1
0	1	1
0	0	1

Example: NAND  $\begin{array}{r} 1011\ 0110 \\ 0111\ 0000 \\ \hline 1100\ 1111 \end{array}$

Summary Table

A	B	AND	OR	XOR	NAND	NOR
1	1	1	1	0	0	0
1	0	0	1	1	1	0
0	1	0	1	1	1	0
0	0	0	0	0	1	1



# FOCUS ON THE 6809 MICRO WORTH SWITCHING FOR

## FOCUS ... ON ITS SUPERIOR HARDWARE

- 6809E Microprocessor provides 8-bit economy with 16-bit capabilities, position independent code and many advanced features
- Commercial quality Keyboard with full UPPER/lower case ASCII, numeric keypad and cursor control keys
- Two double sided, double density mini diskettes with 640K bytes of IBM compatible storage
- Full Video with programmable screen formats, bit mapped graphics, user definable character sets, reverse video and hardware scrolling, plus a light pen interface
- Full Communications support for RS-232 at 50 to 19.2K baud with programmable data formats
- Built-in I/O Drivers Include 6 parallel I/O ports, 3 serial I/O ports, 6 timers/counters, 20 mA current loop, and a programmable cassette interface

## FOCUS ... ON ITS EXTRAORDINARY SOFTWARE

- Choice of two 'Universal' 6809 Disk Operating Systems supported by many companies: FLEX™ or OS-9™
- Extended Floating Point Disk BASIC Interpreted and Compiled
- Text Editor and Macro Assembler
- Full feature MicroMon debugging monitor
- Built-In Word Processor


## FOCUS ... ON ITS VERSATILE EXPANDABILITY

- IEEE-488 Bus Controller option for Instrumentation
- Supports multiple 8" diskette drives
- PASCAL, FORTH and other high level programming languages are available
- Complete Application Packages are available from many software sources
- Add-on Hardware Includes: Date/Time, Opto-Isolators, Stepper-Motor Controller, A/D and D/A, RAM and EPROM Memory, and others from several manufacturers

## FOCUS ... ON YOUR APPLICATION REQUIREMENTS

- FOCUS provides a completely integrated system of hardware and software, so that you can concentrate on your application requirements

THIS IS  
FOCUS™



**\$3495<sup>00</sup>**

**VERY COMPLETE**

See us at the West Coast Computer Faire  
Booths #1629 and #1631  
March 19-21

THE  
**COMPUTERIST®**

34 Chelmsford Street  
Chelmsford, MA 01824  
Phone: 617/258-3649 Telex: 955318 INTL DIV



# Get more out of your Apple with the MICRO on the Apple series.

## VOLUME 2— just released!

You liked Volume 1—You'll love  
Volume 2!

More than 40 new programs on  
diskette to help you get more from your  
Apple:

- Machine Language Aids
- I/O Enhancements
- Runtime Utilities
- Graphics and Games
- Hardware and Reference Information

MICRO's new book for Apple users  
lets you:

1. Speed up machine language programming using 5 powerful machine language aids.
2. Add additional editing and input/output features at no cost!
3. Enhance the capabilities of Applesoft and Integer BASIC to include sorting, print using, and MORE.
4. Use your high-resolution graphics to plot graphs and display "compressed" pictures.
5. Add an interesting hardware project to your Apple.
6. Play the intriguing game "Galactic-Cube"—

And much, much more!

**31 choice articles**

**46 tested programs on diskette**  
(13 sector DOS 3.2 format)

Buy **MICRO on the Apple 2** at your  
local computer store

or

Call **1-800-227-1617, ext. 564 TOLL  
FREE** (in CA, 1-800-772-3545, ext.  
564) and charge it to your Mastercard  
or VISA

or

Send check for **\$24.95** plus \$2.00  
surface or \$5.00 air shipping to:

MICRO, Dept. MI  
P.O. Box 6502  
Chelmsford, MA 01824

Volume 1 also available at \$24.95. Together **MICRO on the Apple 1 & 2** provide more than 60 programs on diskette for less than \$1.00 each. No need to type in hundreds of lines of code.

# MICRO on the Apple

Volume **2**

INCLUDES  
DISKETTE



*Please allow 4-6 weeks for surface mail delivery.*

*Massachusetts residents add 5% sales tax.*



# MICRO

## It's All 1's and 0's

Much of this month's recreational page consists of exercises in Boolean algebra. To learn more about Boolean algebra, consult this month's Technical Data Sheet (pages 121-122) and Marvin De Jong's article "Beginning Boolean: A Brief Introduction to Boolean Algebra for Computerists" (MICRO 22:29).

Andrew Mossberg of North Miami Beach, Florida, sent in this list of secret machine instructions:

- AIJ Scatter Deck
- BAH Branch And Hang
- BBBF Branch on Bit Bucket Full
- BCF Branch on Chip box Full
- BF Blow Fuses
- BOHP Bribe Operator for Higher Priority
- BSST BackSpace and Stretch Tape
- CUN Cancel all User Numbers
- EMW Emulate Maytag Washer
- ERD Eject Removable Disk
- EXOI EXecute Operator Immediately
- IA Illogical And
- KCE Kill Consultant on Error
- MST Mount Scotch Tape
- MVLR MoVe and Lose Record
- PDM Play Drum Memory
- PLSC Perform Light Show on Console
- PS Print and Smear
- RBP Read Print and Blush
- RCASD Read Card And Scramble Data
- RFSC Read Feed and Shred Card
- RIG Read Inter-record Gap
- RSD Read and Shuffle Deck
- RWRT Read While Ripping Tape
- SD Scatter Deck
- SPD SPin dry Disk
- SSD Seek and Sear Disk
- UER Update and Erase Record

Harold Mathias of Southfield, Michigan, sent us this limerick:

*A MICRO subscriber named Tweed  
Taught his microcomputer to read.  
Now the damn machine  
Won't give up the magazine  
Though he does beg and plead.*

Each column represents the truth table for one of the simple Boolean operators (AND, OR, XOR, NAND, NOR). Fill in the missing 1's and 0's and name the functions. See technical data sheet (page 122) for answers.

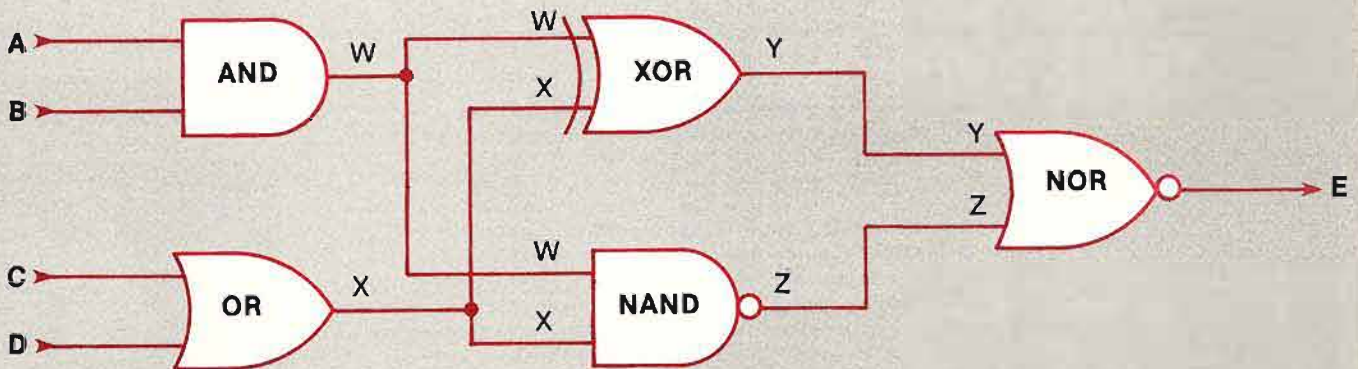
		Function				
A	B					
1	1	0	<input type="checkbox"/>	1	<input type="checkbox"/>	1
1	0	<input type="checkbox"/>	0	<input type="checkbox"/>	1	<input type="checkbox"/>
0	1	<input type="checkbox"/>	<input type="checkbox"/>	0	<input type="checkbox"/>	1
0	0	0	1	<input type="checkbox"/>	1	<input type="checkbox"/>

### Border

**Rules and Hints:** Combine the eight bits preceding each alphabetic separator with the eight bits following the separator to form a single 8-bit logical result which represents one ASCII character. The alphabetic separators stand for the following logical operations: a=AND, o=OR, x=Exclusive OR, na=NAND, and no=NOR. For example: 11010110a01011100 would AND the two values and get as a result 01010100, which is the ASCII code for the letter T. To make life easy, this month's message starts in the upper left corner. The / does not count for anything. It simply separates the individual values.

For answers to Border and Circuit puzzles, see page 103.

### Circuit Puzzle



What is the result if inputs A, B, C, and D are all 1's? All 0's?

How many of the 16 possible input combinations result in an output (E) of 0?

(Hint: Set up a table with the inputs, intermediate results, and final result in separate columns.)

# VIGIL

Exciting, new games interactive language.

- Easy to learn with 80+ powerful commands
- Double density graphics, large number display, sound!
- 8 complete programs including: Breakout, SpaceWar, Anti U.F.O., Maze
- PET/CBM version for OLDFINEW4.0 ROMs and 8K of memory
- VIC version has color and enhanced sound (req. 3K memory expander)
- Comprehensive 50 page manual

VIGIL for PET/VIC w/9 games on cassette (diskette add \$3.00) \$35  
 VIGIL User's Manual (refundable with software order) \$10  
 VIGIL Interpreter Listing (6502 Assembler Language) \$25

FOREIGN U.S. & CANADA \$40  
 \$12  
 \$30

## TINY BASIC COMPILER - PET

A true compiler that turns your BASIC program into fast machine code.

- Subset of PET BASIC compiles to 6502 machine code. Req. only 8K memory
- Has full floating point capabilities and functions
- Compiler listing available with 16K version (included)
- Can load compiled machine code anywhere in memory

On cassette (add \$3.00 for diskette) U.S. & CANADA FOREIGN  
 TINY Basic Compiler OLDFINEW4.0 ROMS/8032 with 8K memory \$25 \$30  
 TINY Basic User's Manual (refundable with software order) \$5 \$7

## PET & APPLE II USERS TINY PASCAL

Structured language alternative to BASIC for PET or APPLE II includes:

- LINE EDITOR - creates, modifies and maintains source language
- COMPILER - converts your source to an executable P-code format
- INTERPRETER - executes compiled P-code. Features built-in TRACE
- CASE OF, WHILE, DO, IF, THEN ELSE, REPEAT UNTIL, FOR, TO, DOWNTO, PROC, FUNC
- Graphics version has more: GRAPHICS, PLOT, POINT, TEXT, INKEY, ABS, SQR

APPLE II has more: HRES-COLOR, HGRAPHICS, HCOLOR, HPILOT, PDL and TONE

	U.S. & CANADA	FOREIGN
TINY Pascal PLUS GRAPHICS PET 32K NEW4.0 ROMS/8032/diskette	\$50	\$55
TINY Pascal PLUS GRAPHICS PET 32K NEW4.0 ROMS/8032/cassette	\$55	\$60
TINY Pascal PLUS GRAPHICS APPLE II 48K and DOS 3.2/3.3	\$50	\$55
TINY Pascal NON-GRAPHICS PET 16K/32K NEW4.0 ROMS diskette	\$35	\$40
TINY Pascal NON-GRAPHICS PET 16K/32K NEW4.0 ROMS cassette	\$40	\$45
TINY Pascal User's Manual (refundable with software order)	\$10	\$12
TINY Pascal 6502 Interpreter Listing-GRAPHICS version	\$25	\$30

## PIPER-THE MUSIC MACHINE

Here's the simplest way yet to compose, conduct and play music on your VIC/PET. Complete music capability - play all note values, list and edit your music, easily handles repeats and rests. Written in last machine language. Includes sample compositions and manual. VIC version does not require additional memory. PET version requires external CB2 speaker.

	U.S. & CANADA	FOREIGN
PIPER of PET/VIC on cassette (add \$3.00 for diskette)	\$25	\$30
PIPER User's Manual (refundable with software order)	\$5	\$7
PIPER 6502 Assembly Listing	\$25	\$30

## PET MACHINE LANGUAGE GUIDE

Now in its ninth printing. Learn the hidden talents of your OLD, NEW or 4.0 ROM PET/CBM with this easy to follow manual. Details 30 of the PET's built-in routines.

	U.S. & CANADA	FOREIGN
PET MACHINE LANGUAGE GUIDE for OLD, NEW or 4.0 ROMS	\$9	\$11

Orders prepaid in U.S. Dollars, VISA, MC, ACCESS, etc. Prices include postage.

ABACUS SOFTWARE  
 P. O. Box 7211  
 Grand Rapids, Michigan 49510  
 616 / 241-5610

# A-STAT

## A STATISTICAL ANALYSIS AND FILE MAINTENANCE SYSTEM FOR THE APPLE II™ MICROCOMPUTER

As a Subset Language of P-STAT™ 78...  
 A-STAT™ 79 computes:

- FREQUENCIES
- BI-VARIATE TABLES - CHI SQUARES
- CORRELATION MATRICES
- MULTIPLE REGRESSION
- RESIDUALS
- APPLE PLOT INTERFACE
- APPLE FILE CABINET INTERFACE
- FILE SORT
- AGGREGATION
- REPORT WRITING
- COMPLETE TRANSFORMATION LANGUAGE
- READS VISICALC FILES

## A-STAT™ 79

Uses Standard DOS Text File and EXEC's 48K Version - All programs in Applesoft™

A-STAT™ 79 is available from:

**ROSEN GRANDON ASSOCIATES**  
 7807 Whittier Street  
 Tampa, Florida 33617  
 (813) 985-4911

A-STAT™ 79 on disk with 80-page manual... \$145.00

Apple II™ is a trademark of the Apple Computer Inc.  
 P-STAT™ 78 is a trademark of P-STAT Inc., Princeton, N.J.  
 A-STAT™ 79 is copyrighted by Gary M. Grandon, Ph.D.

# 560 DOTS/LINE

## COSMOS SCREEN MIXER

### NORMAL HIGHLIGHT

### NORMAL HALF INTENSITY

### Half Intensity

### Over Write

SCREEN MIXER is a set of three modules for APPLE-II. Just plug-in these modules to your Apple-II, and you will have the Apple-II with more features you could not expect till now----

SCREEN MIXER provides:

- The mixed screen of any two of screens available for the Apple-II. Please note that all of HGR, LGR and Text screen has two pages. The mixing is done with hardware, not like Hi-Res Text Generator Programs, thus you need no software and the scroll speed is not reduced. Also, you can scroll the text without any effect to the graphic patterns.
- The Double Density High Resolution Graphics. Yes, you can plot 560 dots in one line. You have only 280 dots in one line on ordinary Apple-II. (Software is required)
- One of the most advanced character display. Besides Normal and Inverse characters which are already built-in you will have the choice of Half-Intensity and Highlighted characters. And more, you may Over-Write or Over-Type any character to other character if you want to do so! (Software is included)

**\$60** Introductory price **\$50**  
 Offer ends Apr. 31, '82

**COSMOS™** WORLD WIDE COMPUTER SUPER SHOP  
 Dealers inquiries invited.  
 For more information call or write to ASTAR INTERNATIONAL CO.  
 5676 FRANCIS AVE., CHINO, CA 91710 Phone 714-627-9887

Apple-II is a registered trademark of Apple Computer Inc.



Aardvark Technical Services, Ltd.	60	MICRO INK, Inc.	75, 124
Abacus Software	126	Micro Interface	36
Adventure International	IBC	Micro Post	120
American Software Club	96	Micro-Ware Distributing, Inc.	69
Andromeda, Inc.	8	Mittendorf Engineering	59
Ark Computers	104	Modular Systems	63
Astar International Co.	126	Nibble	116
Aurora Software Associates	55	Nikrom Technical Products	11
Beta Computer Devices	79	N.E. Computer Shows	74
Byte Microsystems Corp.	19	N.E. Financial Systems	41
Cases, Inc.	86	Olympic Sales Co.	53
Computer Mail Order	64-65	Omega Microwave, Inc.	16, 28
Computer Science Engineering	68	Orion Software Assoc.	42
Computer Systems Design	25	Passage Research	91
The Computerist, Inc.	123	Passport Designs	6
Connecticut Information Systems Co.	110	Peek 65	57
Consumer Computers	30	Percom Data Co., Inc.	7
Cortech	2	Perry Peripherals	113
Creative Computing	106	Pretzelland Software	57
Datamost	33, 81	Progressive Computing	63
Data Resource Corp.	50	RC Electronics Inc.	47
Data Transforms, Inc.	52	Rosen Grandon Associates	126
Deaf Communications Institute	11	Samuri Software	29
Decision Systems	101	Saturn Systems, Inc.	66
D&N Micro Products, Inc.	97	Scientific Software Associates	18
Eastern House Software	39	Sensible Software	14, 95
Elcomp Publishing	46	SGC	119
ESD Labs Co., Ltd.	32	S&H Software	12
Excert Inc.	34	6502 Program Exchange	41
Execom Corp.	97	Skyles Electric Works	99
Genesis Information Systems Inc.	86	Smoke Signal Broadcasting	4
Gimix, Inc.	1	Southeastern Micro Systems	80
GOSUB International, Inc.	22	Southwestern Data Systems	26-27
Hogg Laboratory	25	Stellation Two	84
Hudson Digital Electronics Inc.	76	Sublogic Communications Corp.	88, 97
Huntington Computing	BC	Systems International Inc.	58
Innovative Design Software	IFC, 48	G.E. Tolton	91
Interesting Software	63	TSE Hardside	108-109
Keystone Data Consultants	23	Versa Computing, Inc.	20, 82
Lazer Micro Systems, Inc.	70	Video Marketing, Inc.	45
MICRObits (Classifieds)	56, 92, 93	Voicetek	87
Micro Business World Inc.	73	Wesper Microsystems	102, 103
		Western New York Microcomputer, Inc.	56



# Next Month in MICRO

## 6809 Feature

Our April issue will cover 6502 to 6809 program translation, the FLEX operating system, and enhancements to Percom Data's CBUG monitor for the Radio Shack Color Computer. The PET Vet column will cover the role of the 6809 in the SuperPET. And, our new review department will make its debut with a concentration on 6809 products.

## PLUS...

- **A Single Drive Copier in BASIC** — Here's a versatile disk copying program for OSI C2-4P and C4P-MF systems.
- **Applesoft Array Dump** — This handy debugging utility presents a "dump" of current variable array values for Applesoft in ROM.
- **AIM User Device Arbiter** — Expand the AIM's user input and output ports. Up to 83 devices each with the User Device Arbiter.
- **A Real Tape Operating System** — Learn how to get the most out of your PET cassette system, in terms of convenience and reliability.
- **7SEG — PET Giant Character Set** — Use this routine to display alpha-numeric characters in a large, seven-segment display on the screen.
- **Programmable Reverse Video for the C1P** — This article provides instructions for adding 100% programmable reverse video, character by character. It also offers programming hints for highlighting your graphics listings or games.
- **Integer Cross-Reference Utilities** — This article and the accompanying program confront the task of generating a complete cross-reference table for Apple Integer BASIC programs.

# 20% OFF

Your money goes farther when you subscribe. During the course of a year, when you subscribe, you save 20% (in the U.S.).

Pay only \$24.00 (\$2.00 a copy) for 12 monthly issues of MICRO sent directly to your home or office in the U.S.

## More MICRO for Less Money When You Subscribe

But on the newsstand — if you can locate the issue you want — you pay \$30.00 a year (\$2.50 a copy).

**Special Offer** — Subscribe for 2 years (\$42.00) and get 30% off the single issue price.

Subscribe to MICRO today.

**MICRO**  
34 Chelmsford Street  
P.O. Box 6502  
Chelmsford, MA 01824

Please send me MICRO for  1 year  2 years  
NOTE: Airmail subscriptions accepted for 1 year only.

Check enclosed \$ \_\_\_\_\_  
Charge my  VISA account  
 Mastercard account

No. \_\_\_\_\_

Expiration date \_\_\_\_\_

Name \_\_\_\_\_

Address \_\_\_\_\_

City/State \_\_\_\_\_ Zip \_\_\_\_\_


### Subscription Rates Effective January 1, 1982

Country	Rate
United States	\$24.00 1 yr. 42.00 2 yr.
Foreign surface mail	27.00
Europe (air)	42.00
Mexico, Central America, Mid East, N. & C. Africa	48.00
South Am., S. Afr., Far East, Australasia, New Zealand	72.00

\* Airmail subscriptions accepted for only 1 year.  
For U.S. and Canadian 2-year rates, multiply by 2.

Job Title: \_\_\_\_\_

Type of Business/Industry: \_\_\_\_\_



The extended Basic for your Apple.

# APPLE SPICE

By: Corey Kosak & David Fox

\$29.95

042-0133  
APPLE 2 DISK 48K

## ALL YOU NEED TO EXTEND YOUR APPLESOFT BASIC.

APPLE SPICE is a set of fast, assembly language routines that alleviate some of the drudgery of writing programs in Applesoft BASIC. APPLE SPICE allows you to concentrate more on your program logic and less on things like "prettifying" the screen and detecting keyboard entry errors. APPLE SPICE also greatly expands Applesoft's capabilities by adding features found in many larger BASICs such as PRINT USING, STRING SEARCH (INSTR), IF-THEN-ELSE, and LINE INPUT.

- Easy-Patch - No machine language knowledge. Beginners can use it.
- Excellent tutorial step by step manual. Written in easy to understand English.

APPLE SPICE is not copy protected. You may include APPLE SPICE in your commercial programs without additional charge. Just mention you used APPLE SPICE on your title screen and in your documentation.

APPLE SPICE comes with a clearly written hands-on manual (52 pages) that explains every feature in detail. All of the examples listed in the manual are included on the APPLE SPICE diskette, as well as some user-friendly programs that make it a snap to change APPLE SPICE'S parameters and to relocate APPLE SPICE to where YOU want it in memory.



"Let your Apple II take care of the details so you can just program!"

**Adventure**  
INTERNATIONAL

A DIVISION OF SCOTT ADAMS, INC.

BOX 3435, LONGWOOD, FL 32750 • (305) 862-6917

AVAILABLE FROM YOUR FAVORITE DEALER OR  
CALL TOLL FREE (800) 327-7172  
SHIPPING & HANDLING EXTRA, PRICES SUBJECT TO CHANGE



# HUNTINGTON COMPUTING

ONE OF THE WORLD'S LARGEST INVENTORIES

Great Grandma  
Huntington said:

“Always buy your computer  
media at a discount.”

...And boy, do we ever let you  
do that!



## DISKS for APPLE®

Elephant .....	\$24.99 box
Maxell .....	\$36.99 box
Verbatim Datalife ...	\$28.99 box
Dysan .....	\$49.99 box

## Software for Apple®

Hodgepodge .....	\$17.99	Midnight Magic .....	\$31.39	Neutrons .....	\$26.89
Utility City .....	\$26.49	Raster Blaster .....	\$25.39	Photar .....	\$26.89
Bug Attack .....	\$26.89	Castles of Darkness .....	\$31.39	Soft 70 .....	\$44.99
The Game Show .....	\$35.09	Tax Preparer .....	\$134.99	Time Zone .....	\$87.89
Home Accountant .....	\$67.39	General Manager .....	\$89.89	The Dictionary .....	\$87.89
Torax .....	\$22.39	Roach Hotel .....	\$31.39	LISA .....	\$67.89
Volcanoes .....	\$44.49			Suicide .....	\$26.29

**NEW**

### Understand Yourself

Six great programs to test yourself. Packed with information. An outstanding buy. (Apple\*) on disk.

**\$24.99**

Z-Card .....	\$199.77
Kaga 12" Gr. Monitor ...	\$199.00
PIE: Word Processor .....	\$99.77
(Specify version)	
SuperScribe II .....	\$99.77
Paymar LCA .....	\$29.69
VisiCalc .....	\$149.00

**NEW**

### Computer Almanac

- Biorhythms
- Loan Amortization
- Weather Predictor
- Calorie Counter
- Much more on disk for Apple\*

**\$24.99**

We Also Carry PET®, Atari®, and TRS-80®

**Call Toll-Free 800-344-5106 (outside California)**

#### HUNTINGTON COMPUTING

Post Office Box 1297  
Corcoran, California 93212

Foreign Orders 209-992-4481  
In California 800-692-4146

Apple\* is a registered trademark of Apple Computer, Inc.  
Pet\* is a registered trademark of Commodore.  
TRS-80\* is a registered trademark of Tandy Corp.  
Atari\* is a registered trademark of Atari, Inc.

Outside Calif. 800-344-5106

We take MasterCard, American Express or VISA (include card # and expiration date). California residents add 6% tax. Include \$2.00 for postage. Foreign and hardware extra. Foreign: remit U.S. currency, use listed charge cards, or make direct wire transfers through Security Pacific Bank, Corcoran, for a \$6.00 charge. All overseas orders shipped by air. Send for free catalog. Prices subject to change without notice.