

REPTON

THRU TIME



PREHISTORIC REPTON



PRESENT DAY REPTON



EGYPTIAN REPTON



VICTORIAN REPTON




FUTURE REPTON

REPTON — THE TIME TRAVELLER

Where did Repton come from? Does he have an Egyptian mummy? Is he the real Jack the Repper? Where is he now? Where is he going to? We have been inundated with these and many other questions about our lovable hero. Now all is revealed in 40 new screens that vividly reveal Repton's evolution from prehistory to the future.

The PREHISTORIC screens with their caves, mountains and volcanoes, have Repton battling against pterodactyls and dinosaurs to collect edible berries. In EGYPTIAN times, Repton chases around pyramids and sphinxes collecting scrolls and meeting a mummy or two! Amidst the smog and grime of VICTORIAN times, Repton collects gold coins — but can he avoid the police and the gallows? PRESENT DAY Repton has even greater dangers to face as he rushes around the city's jungle of parking meters and skyscrapers, looking for cans of cola. If the gangster's machine gun doesn't get him, the traffic wardens will. Amazingly Repton may make it to the FUTURE. As he zooms through space collecting crystals, the Martians give chase. Will he succeed or disappear forever into the infinite depths of a black hole? Only you can help Repton Thru Time!



THE SCREEN EDITOR

Each copy of Repton Thru Time includes:

- the Repton 3 main program
- the Repton 3 editor and
- the 40 new game screens.

BBC Micro Cassette.....	£6.95	Acorn Electron Cassette.....	£6.95
BBC Micro 5¼" Disc.....	£7.95	BBC Master Compact 3½" Disc..	£9.95

(Compatible with the BBC B, B+ and Master Series computers).

The screen pictures show the BBC Micro version of the game.



THE CHARACTER EDITOR

PRIZE COMPETITION

If you complete all 40 screens of Repton Thru Time without using passwords, you can enter our competition. A draw will be made from all the correct entries received to select 25 prize winners. Each will receive an EGYPTIAN REPTON Cuddly Toy and a signed certificate.

Closing date: 30th September, 1988.



REPTON ORIGINAL Cuddly Toy

SPECIAL OFFER — NEW!

A unique range of Repton Cuddly Toys is now available. Each Cuddly Toy is about 24 inches high and has a realistic face and features corresponding to the particular Repton character. They are only available from Superior Software.

REPTON ORIGINAL	£9.95
ARCTIC REPTON	£9.95
TEENAGE REPTON	£9.95

Postage and packing free.

SUPERIOR SOFTWARE
Limited

ACORNSOFT

Dept. RT6, Regent House, Skinner Lane, Leeds LS7 1AX. Telephone: 0532 459453.

Please make all cheques payable to Superior Software Ltd.



24 HOUR TELEPHONE ANSWERING SERVICE FOR ORDERS

OUR GUARANTEE
• All mail orders are despatched within 24 hours by first-class post.
• Postage and packing is free.
• Faulty cassettes and discs will be replaced immediately. (This does not affect your statutory rights.)

Gallup Software Chart

Find out here all about the top-selling games that are currently topping the software chart.

4

News

The very latest hardware and software from the ever-expanding world of the Acorn Electron.

5

Machine Code


Find out about flags in Part 5 of Pete Bibby's beginner's guide to assembly language.

6

Rom Review

We test a new E00 ADFS upgrade for your Plus 3 disc drive system.

9



Adventures

More maps, hints, tips and solutions to mind-boggling puzzles from our resident man in the know.

10

In Action

Explore the fascinating world of artificial intelligence with this full Prolog compiler.

17

Software

Repton Thru Time and Barbarian are among the many new releases tested by our experts.

21

Arcade Corner

This solution to the level 1 of Ravenskull will give you a head start in the game.

25

Fox and Geese

Your Electron makes a wily opponent in this classic board game.

28



Hardware Review

A flexible multi-rom expansion cartridge comes under the microscope.

32

Hardware Projects

Our hardware expert turns his attention to the Plus 1's cartridge slots.

30

Solitair

Can you solve this computerised version of the classic puzzle?

36



Memory Map

Part 4 of our exploration of the Electron's memory examines its input/output buffers.

39

Micro Messages

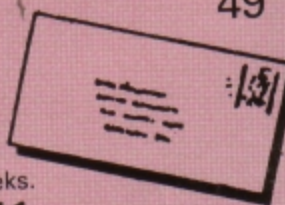
A selection from the many lively, interesting letters you have been sending us over the past few weeks.

41

Tracker

This powerful machine code disassembler will help you keep track of your programs.

49



Bargains galore!

Don't miss our special offers on Pages 44 and 45.

Published by Database Publications Ltd
Europa House, Adlington Park, Adlington, Macclesfield SK10 4NP.

Tel: 0625 878888 (Editorial, Admin, Advertising). 0625 879940 (Subscriptions.)
T/Gold Mailbox: 72:MAG001. Prestel: 614568383. Telex: 9312188888 DB

ABC

37,575 January-June 1986

Managing Editor
Derek Meakin

Group Editor
Alan McLachlan

Features Editor
Roland Waddilove

Production Editor
Peter Glover

Promotions Editor
Christopher Payne

Advertising Sales
John Snowden
Peter Babbage

News trade distribution:
Diamond Europress Sales & Distribution,
Unit 1, Burgess Road, Ivyhouse
Lane, Hastings, East Sussex TN35 4NR.
Tel: 0424 430422.

Printed by Carlisle Web Offset

Electron User is an independent publication. Acorn Computers Ltd, are not responsible for any of the articles in this issue or for any of the opinions expressed.

Electron User welcomes program listings and articles for publication. Material should be typed or computer-printed, and preferably double-spaced. Program listings should be accompanied by cassette tape or disc. Please enclose a stamped, self-addressed envelope, otherwise the return of material cannot be guaranteed. Contributions accepted for publication will be on an all-rights basis.

Subscription rates for 12 issues, post free:

£15 - UK
£23 Europe & Eire
£38 Overseas

ISSN 0952-3057

© 1988 Database Publications Ltd. No material may be reproduced in whole or in part without written permission. While every care is taken, the publishers cannot be held legally responsible for any errors in articles or listings.

Gallup Software Chart



THIS MONTH	LAST MONTH	TITLE (Software House)	COMMENTS	PRICE
1	1	SOCCER BOSS <i>Alternative</i>	Another month at number one for this Football Manager-type game at a budget price.	1.99
2	2	STAR FIGHT <i>Alternative</i>	Into the great unknown – a fun and simple space shoot-'em-up. Very popular thanks to its price.	1.99
3	3	COMBAT LYNX <i>Alternative</i>	Alternative scores a hat trick with this one at number three. Your mission is simply to survive in this wartime helicopter simulation.	1.99
4	●	BARBARIAN <i>Superior</i>	Highest new entry this week is this long awaited conversion – great for Yie-Ar Kung Fu fans.	9.95
5	5	PRO GOLF <i>Atlantis</i>	A good way to enter the world of professional golf without having to leave the screen.	2.99
6	●	TRIPLE DECKER 4 <i>Alternative</i>	A new compilation in the Triple Decker series. You may well have seen these games before, but they are worth adding to a collection.	1.99
7	4	FIVE STAR GAMES <i>Beau Jolly</i>	Beau Jolly are famous for their compilations – Geoff Capes Strongman, Deathstar, Twin Kingdom Valley, Repton and Combat Lynx.	9.95
8	7	WAY OF THE EXPLODING FIST <i>Mastertronic</i>	Martial arts is a perennial favourite both with software houses and gamers. This is a good budget-priced example of the genre.	1.99
9	9	FOUR GREAT GAMES <i>Micro Value</i>	Vindaloo, Wet Zone, Rig Attack and Alphasatron – your chance to play these again or add to your collection.	3.99
10	5	PSYCASTRIA <i>Alternative</i>	An old favourite which is still in the charts – join in by shooting ammo dumps while avoiding the aliens in this scrolling shoot-'em-up.	1.99
11	●	PAPERBOY <i>Elite</i>	This arcade conversion is your chance to deliver your neighbours' daily papers with the maximum of damage – beware of dogs and cars though.	9.95
12	10	AROUND THE WORLD IN 40 SCREENS <i>Superior</i>	Repton is still looming large – this time visiting the Orient, America, Africa, the Arctic and the Oceans.	6.95
13	●	GRID IRON <i>Top Ten</i>	You have been nominated as Coach of the Year – set in America this is a version of Football Manager with 3D graphics.	2.99
14	●	FOOTBALL MANAGER <i>Addictive</i>	The third soccer managing game in the charts this month – this one refuses to go away and sells and sells. An excellent simulation for football fans.	2.99
15	●	ANARCHY ZONE <i>Atlantis</i>	This new budget game is another shoot-'em-up. There are a lot of these programs around, but this is better than most.	1.99
16	●	TRIPLE DECKER 3 <i>Alternative</i>	Compilations are popular and at this price are excellent value – here are Lunar Invasion, Jam Butty and Lunar Lander.	1.99
17	●	THAI BOXING <i>The Micro Selection</i>	Basically a martial arts game which continues to pop back into the charts. Nice one at the price.	1.99
18	●	SPY CAT <i>Superior</i>	Spycatcher spoof with you trying to escape to Greenland to write your memoirs, on the way visiting No 10 and avoiding surveillance.	9.95
19	●	FOUR GREAT GAMES 3 <i>Micro Value</i>	These four are Kastle, US Drag Racing, Goal and Space Caverns. A fairly average compilation with no outstanding features.	3.99
20	●	FIVE A SIDE FOOTBALL <i>Anco</i>	Football simulations and games are definitely in abundance this month and this is your chance to play rather than manage.	6.99

electron user NEWS

Breakthrough aids program developers

A NEW wave of innovative products is on its way for the Electron thanks to a major investment by a leading company.

Surrey based Pres has bought the latest breakthrough in development devices from the States at a cost of £10,000.

Described as "a major leap forward in the field of eprom programmers", it is the first time the equipment has been used in the UK. "We feel this

will provide the key to extend the performance boundaries of the Electron once again", says John Huddleston of Pres.

"It will mean that we will be able to achieve that much more in-house in the area of programmable equipment with a much higher specification".

The device - known as the

Gang Pro - has already been used by Pres in the development of two new products for the Electron - the AP7 interface and a 32k Basic Editor.

"We are committed to serving the Electron market", says John Huddleston. "And this shows we are prepared to put our money where our mouth is to prove it".

Electron flower power

ELECTRONS are saying it with flowers - and business is blooming for Interflora as a result.

The international company has deployed Electron-based terminals known as Interflora Messengers in 2,500 of its outlets to handle shop-to-shop transactions.

The terminals - essentially Electron motherboards complemented by add-ons custom built by British Telecom's business equipment division - can cope with all the demands

of day-to-day business.

Staff are able to call up on-screen a simplified form to accommodate all the details a customer supplies - type of flowers, address, delivery date and even a message - and the Electron does the rest.

The details can then be passed automatically to the Interflora branch which will actually be handling delivery, via an onboard modem and custom-designed communications software.

OLYMPICS ARE COMING

IT'S time to get in shape for the Olympic Games, and Tynesoft (091-414 4611) is helping by devising a unique pentathlon.

Summer Olympiad, due for release this month, contains five events - triple jump, skeet shooting, fencing, high diving and hurdles - plus the colourful opening and closing ceremonies. Available on tape only, it costs £9.95.

Further good news for Electron users is that Tynesoft has signed a licence with DC Comics and First Star Software to publish a Superman game.



Bug-Byte's last release

Bug-Byte is back

ATTENTION all Electron games programmers - that's the urgent message from Grandslam Entertainments.

The company is making a bid for a bigger share of the leisure software market by resurrecting its Bug Byte label - but has hit a stumbling block.

"We definitely need programmers," said Grandslam's Duncan Lowthian, "then we can convert all our titles for the Electron".

Lack of personnel notwithstanding, Grandslam (01 247 6434) is promising to release six games a month - some of them for the Electron - and all at budget prices.

First on to the shelves, in September, will be Monkey Nuts, a colourful arcade style game. Price £1.99, cassette only.

Many future titles will be re-releases from the Domark and Argus Press Software stables, but Grandslam managing director Stephen Hall is hoping to include some original products.

Adventure hits snag

PROBLEMS have been hampering completion of the latest Electron game on the Go-Dax label from Maynard International (0734 302600).

Arcade adventure Cyboto should have been on the market already, but it could be the end of this month before it is available.

"It is a BBC Micro/Electron back-to-back product and we have no problems with the BBC version", said product manager Darryl Still.

"But the Electron version is taking longer. We converted it successfully but thought it looked horrible so we are trying to soup it up a bit.

"Another problem holding up production is that author Gary Pennington has been taking his 1st year exams at Middlesbrough University and hasn't always been free to help us".

The indirect approach

PETE BIBBY explains indirect addressing in Part 6 of his machine code series

CASTING your mind back to last month, you'll remember that in our efforts to get our machine code looping we discovered one new register and rather a lot of commands. This time things will be a little more sedate as we consolidate what we've learnt so far.

Having said that, by the end of the article we'll have dealt with three more addressing techniques and learnt how to do some simple sums. So let's meet the method behind the first two of our new addressing techniques.

This is called indexed addressing, and is much less formidable than it sounds. You'll recall that in Basic we can hold related data in single dimensional arrays. We could have an array called *example*, with

20 elements from *example(0)* to *example(19)*.

Each element of the array contains some data, and each element is indexed by the number inside the brackets – the subscript.

Now it doesn't take too much of an imaginative leap to picture our micro's memory as an array of contiguous memory locations, each capable of holding a number between 0 and 255.

We could create a sort of array by putting our data in a set of bytes one after the other.

If we know that the data starts at, say, address &70 it doesn't take much mathematical genius to figure out that the second byte will be at &71, the third at &72 and so on.

So provided we know where the table of data

starts we can use a number as an index to move along it accessing each byte in turn.

And this is what indexed addressing does. It allows you to get at – or more precisely, address – a table of data by using a pointer into it.

All you have to know is the start address of the table, and then specify a particular offset from this to get to the address you want – the effective address.

The method takes the general form:

```
Mnemonic startAddress, offset
```

where *startAddress* is the address of the first byte of the table, and *offset* is a value held in either the X or Y registers.

These registers, as you might guess from your

memories of instructions like INX and DEY, are ideal for the purpose of moving along an array byte by byte.

The 6502 uses indexed addressing in two ways. The first is zero paged indexed addressing, where the start address of the data lurks in – you guessed! – zero page. Program I combines the joys of zero page indexed addressing with a loop to display the alphabet.

```
10 REM Program I
20 MODE 6
30 codeStart=&2000
40 dataStart=&70
50 oswrch=&FFEE
60 ascii=65
70 PX=codeStart
80 REM Poke values into zero page
90 FOR loop=800 TO &19
100 dataStart?loop=ascii
110 ascii=ascii+1
120 NEXT loop
130 [ \ enter assembler
140 LDX #0 \ initialise index
150 .loop \ label to jump to
160 LDA dataStart,X \ zero page indexed addressing
170 JSR oswrch
180 INX \ add 1 to value in X register
190 CPX #&19
200 BNE loop \ go back to loop
210 RTS
220 ] REM Leave assembler
230 CALL codeStart
```

Program I

By now you should have no difficulty understanding how it works. The FOR...NEXT loop pokes the alphabet's Ascii codes into zero page, while the assembly code – by way of zero page indexed addressing using the X register – teases out the letters from this table. Figure I shows how the effective addresses are calculated.

As you'll find, page zero tends to be a bit cramped, with memory locations at a premium. Because of this, large tables of data normally live in main memory.

In this case absolute indexed addressing is used. As can be seen from Figure II and Program II, this is just a variation of the above.

A glance at the assembly listing produced shows that

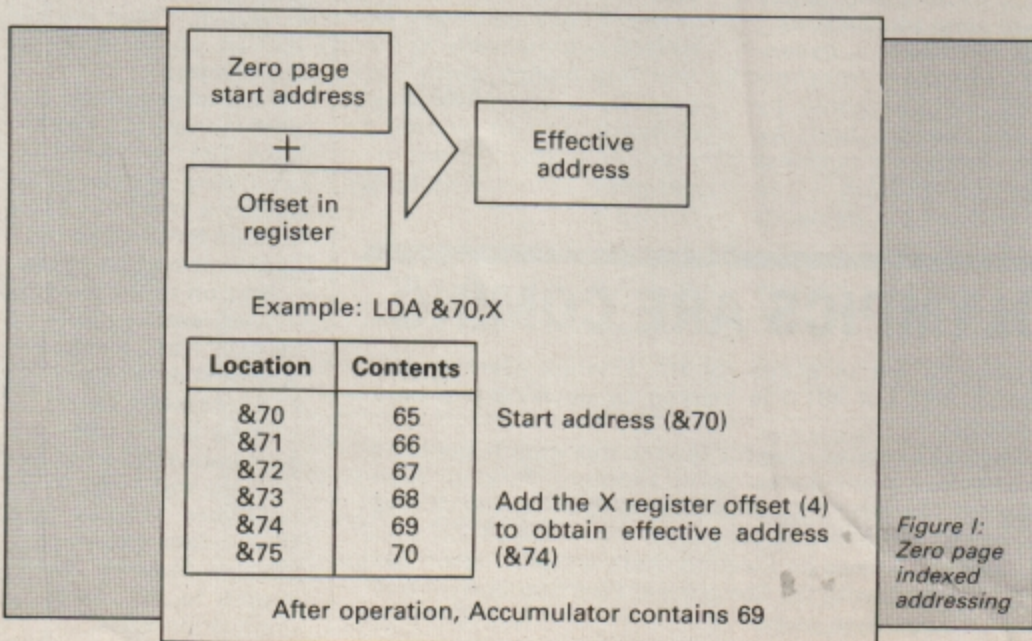


Figure I:
Zero page indexed addressing

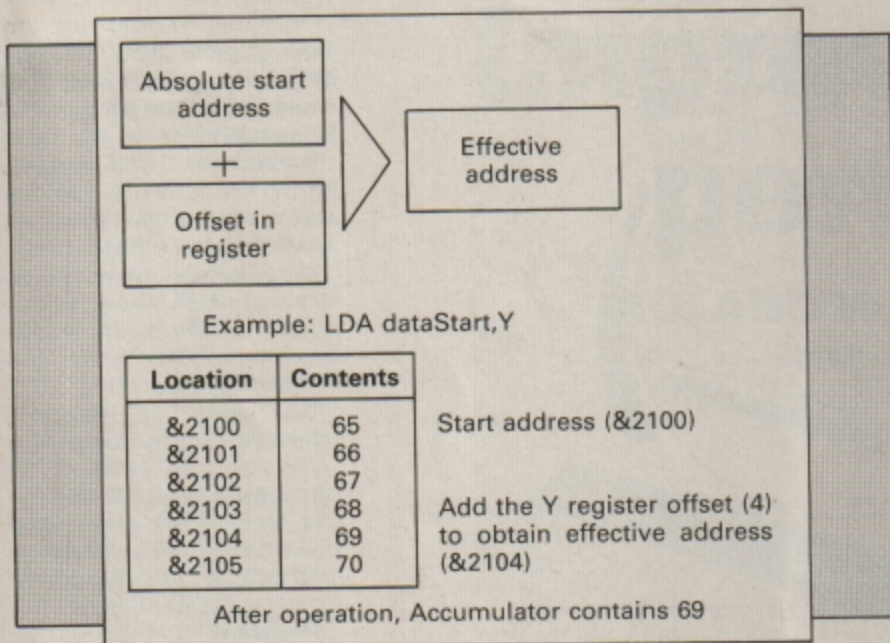


Figure II: Absolute indexed addressing

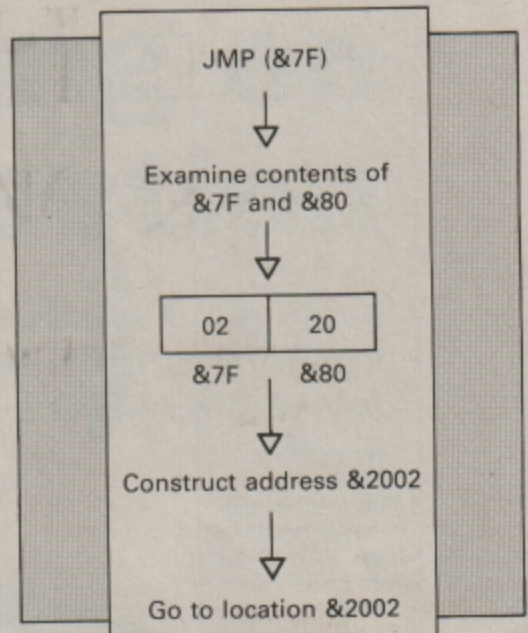


Figure III: How indirect addressing works

the price of this is that absolute indexed addressing uses one more byte than zero page indexed addressing. Sometimes such things count!

After you've thrilled to the way that Program II prints out the alphabet in reverse, using the Y register and a cunning DEY to calculate the offset from an absolute address, take a look at the branch in line 190.

Until now we've always used a compare instruction to condition the flags in the status register prior to our program's deciding whether to take a flying leap or not. So where's the compare?

The answer is that there isn't one. The point is that quite a few of the 6502's instructions affect one or more flags - though the compares are a sort of

catch-all.

In this case the DEY instruction sets or resets the negative flag of the status register as appropriate, just in time for the following BPL to decide on whether to jump or not. So, as you might surmise, there's a lot about the instructions that we've been using that I've not told you.

While I'm admitting things, I might as well point out that I've not been totally honest about all the addressing methods we've covered either.

Not all of them will work with every instruction. In fact, remembering which flags are set by which instructions and which addressing methods can be used with them isn't easy.

As you get further into assembly language pro-

gramming you'll find that you'll learn the most common ones. However, there'll always be some you don't know, and in that case you have to have recourse to a reference book containing the pertinent details.

By now you should know enough about assembler to pick your own, but look around before you buy, as prices vary wildly.

Let's now proceed to the third addressing method we'll meet this time - indirect addressing.

Pure indirect addressing is only ever used with the JMP command which, as you might guess, tells the program to jump to an address. When JMP is used in indirect addressing mode, this address is always enclosed inside brackets.

This tells the assembler that we don't want to jump literally to that address, but rather take the contents of that address and the byte following, and use the resulting 16 bit number as the actual destination address.

This may seem a bit odd, but if you think of it as something like *go to the cupboard in the corner and in it there's a piece of paper which will tell you where the treasure is buried* then that's indirect addressing - you're told where to find the

address of where you want to go to. The command takes the form:

```
JMP (indirectAddress)
```

where the brackets tell the microprocessor that indirection is being used, and that the final destination address is held in the two bytes forming the locations *indirectAddress* and *indirectAd-*

Turn to Page 8 ▶

```
10 REM Program II
20 MODE 6
30 codeStart=&2000
40 dataStart=&2100
50 oswrch=&FFEE
60 ascii=65
70 PX=codeStart
80 REM Poke values into memory
90 FOR loop=&00 TO &19
100 dataStart?loop=ascii
110 ascii=ascii+1
120 NEXT loop
130 [ \ enter assembler
140 LDY #&19 \ initialise index
150 .Loop \ label to jump to
160 LDA dataStart,Y \ absolute indexed addressing
170 JSR oswrch
180 DEY \ take 1 from value in Y register
190 BPL loop \ go back to loop unless Y contains a negative number
200 RTS
210 ] REM Leave assembler
220 CALL codeStart
```

Program II

```
10 REM Program III
20 MODE 6
30 codeStart=&2000
40 dataStart=&2100
50 ?&7F:&02:&80=&20:REM the address of the loop label
60 oswrch=&FFEE
70 ascii=65
80 PX=codeStart
90 REM Poke values into memory
100 FOR loop=&00 TO &19
110 dataStart?loop=ascii
120 ascii=ascii+1
130 NEXT loop
140 [ \ enter assembler
150 LDX #0 \ initialise index
160 .loop \ label to jump to
170 LDA dataStart,X \ absolute zero page addressing
180 JSR oswrch
190 INX \ add 1 to value in X register
200 JMP (&7F) \ indirect addressing
210 RTS \ this is never reached!
220 ]
230 CALL codeStart
```

Program III

ONE of the major faults of the otherwise excellent advanced disc filing system in the Acorn Plus 3 and Pres Advanced Plus 3 is the large amount of memory it requires for its workspace.

When the ADFS is initialised either on power-up or after a Control+Break reset, it grabs 3.75k of memory.

This means that in Modes 0 to 2 only 4,864 bytes are free, which isn't much, so many games and other programs and utilities simply won't work when transferred to disc.

Now this problem has been overcome by Pres, the company that has taken over production of the Plus 3 in a slightly modified form.

This is a major achievement, and many Electron owners will be jumping for joy at the news. The solution isn't that expensive, either.

The new E00 ADFS is supplied on a 3.5in or 5.25in disc, so you'll need either an original Acorn or Pres Plus 3 already if you are to make use of it. In addition, you'll also need the Pres Advanced Battery Backed Ram (ABR) cartridge.

If you've already got ABR it'll cost you just £17.19 for the E00 ADFS on 3.5in disc, but £50.95 if you haven't. This sounds expensive, but the ABR has many other uses apart from the ADFS.

Installing it is easy – simply plug in the ABR cartridge and boot the disc supplied. In use it appears to be no different to the standard Acorn ADFS, but one or two minor changes are worth noting.

A couple of serious bugs in the Acorn ADFS have now been fixed. The most obvious is that the ZYSYSHELP file is no longer written to a freshly formatted disc.

The old ADFS was unreliable when writing to the first few tracks of a disc, so this was a "fix" and simply involved writing a file full of garbage to the suspect part. The ADFS would then skip it.

Now you get the bonus of an extra 14k of disc space as Pres' version 1.26 of the ADFS correctly accesses all

parts of the disc.

The other small but important improvement is that the cursor is switched off when you compact the disc – I've lost track of the number of files I've corrupted by compacting discs with that blinking cursor.

The main advantage of the E00 ADFS is the fact that no memory is lost over a tape system. You can now load and run those long adventures and other programs straight from disc.

Memory-based databases have more room to store data, word processors have extra space for text, spreadsheets can be bigger and so on.

An extra bonus is that the Winchester hard disc code has been taken out of the rom, and the space used by adding the code to access the Pres Advanced Quartermeg Ram cartridge as a ram disc.

The disc containing the rom image also has the Help, Welcome and Library directories from the Welcome disc supplied with the Plus 3.

So far so good, but are there any disadvantages? One point which I found

annoying was the fact that the ABR cartridge takes up a slot in the Plus 1, and on top of this both 16k banks of the sideways ram are occupied.

Acorn Plus 3 owners won't be bothered too much by this as they still have a spare cartridge slot. However, the Pres Plus 3 interface plugs into the other Plus 1 cartridge slot.

This, unfortunately, means that the cartridge slots are all occupied and nothing else can be used. So View and Viewsheet are out, plus all the other peripherals and add-ons that make use of these slots.

The manual consists of a single sheet of paper, printed on just one side. However, this is all that is needed, as the E00 ADFS can only be used with a Plus 3, and a manual will have been provided with that.

The E00 ADFS and ABR costing £50.95 will give you 20,992 bytes free in Mode 6, and 8,704 bytes in Mode 0. An alternative would be to upgrade your Electron with a Slogger Master Ram

Improving on perfection

ROLAND WADDILOVE reviews
the new memory miser
E00 ADFS from
Pres



Board costing £59.95.

This will give you 25,344 bytes of memory in Mode 6, also the same in Mode 1, or any other for that matter. In addition to this, it will also speed up your micro to give you almost BBC Micro performance.

To sum up, if you've already got ABR, then the cost of the ADFS is a small price to pay for the extra memory and convenience of an E00 disc filing system.

If you haven't got ABR and simply want more memory for disc-based programs you've got a difficult decision on your hands: Should you buy the ABR and E00 ADFS, or stick with the original ADFS and upgrade with a Master Ram Board? The choice is yours.

Product: E00 ADFS
Price: £17.19
Product: ABR + E00 ADFS
Price: £50.95
Supplier: Pres, 6 Ava House,
High Street, Chobham,
Surrey GU24 8LZ.
Tel: 0276 72046



Adventures by Pendragon

Opening up a whole new experience

DURING the past year many readers, including Steven Wyeth, Peter Youde, Anne Kerr and Michelle Hurds have asked for a list of BBC Micro adventures which will run on Electrons fitted with Slogger's Master Ram Board in 64k mode.

The following list is not definitive, but will help fill many shopping lists with two dozen good quality BBC Micro adventures.

Temple of Terror, Adventure Soft.

Masters of the Universe, Adventure Soft.

Gateway to Karos, Acornsoft.

Kingdom of Hamil, Acornsoft.

Seventh Star, Acornsoft.

Quondam, Acornsoft.

Castle Blackstar, CDS.

Castle Dracula, Ducksoft.

Adventure Quest 1, Level 9.

Colossal Adventure, Level 9.

Dungeon Adventure, Level 9.

Emerald Isle, Level 9 (no graphics).

Lords of Time, Level 9.

Snowball, Level 9.

Price of Magik, Level 9.

Red Moon, Level 9.

Return to Eden, Level 9.

Worm in Paradise, Level 9.

Pen and the Dar, Mosaic.

Saga of Eric the Viking, Mosaic (no graphics)

Colditz Adventure, Superior

Gideon's Gamble, Superior

Lost City, Superior

Star Trek Adventure, Superior

Please note that with some games you will need to by-pass the loading screens. Others may load with unsightly Mode 7 characters.

The Master Ram Board opened up a whole new experience in adventures for me, and my Electron is almost permanently switched into 64k mode.

I would like to hear from anyone who has been able to run either The Hobbit or Lord of the Rings on their Electron.

A couple of months ago in the final part of the Enthar Seven solution I mentioned that I could find no obvious use for the blue flower.

A missive from Rob O'Leary of Robico informs me that not unlike a certain throat sweet, the flower enabled me to breathe more easily when I was in the vicinity of a certain rotting corpse.

Alan Davidson writes to ask where he can buy the old Magus Software games. Magus has now been defunct for two years and to my knowledge only produced three adventures: Village of Lost Souls, Locks of Luck and What's Eeyore's?

Robico released a re-vamped Lost Souls last year. You may be able to pick up copies of the other two games by writing to Glen McCauley at 4 Toronto Close, Durrington, Worthing, West Sussex.

Be prepared for outstanding news regarding new releases, next month. Until we need more ram, happy adventuring!

Adventurer's Glossary (continued from last month)

- Keys:** Try different keys in different locks.
- King:** Be humble and a reward may await you.
- Kitchen:** Examine all cupboards and work surfaces. Take care eating food, it may be poisoned.
- Knife:** Keep it sharp. Used for cutting and killing.
- Ladder:** Its use must be obvious - never neglect it and carry it with you for escaping from tricky locations.
- Lake:** Find a boat or build a raft.
- Lamp:** An important source of light.
- Leaves:** Clear them and search.
- Ledge:** Be careful if you traverse it.
- Lever:** Push or pull with care.
- Library:** Search or examine the shelves and read the books.
- Logs:** Chop them. Remember that most wood floats.
- Lucky charm:** Could be a rabbit's foot, a horseshoe or a four-leafed clover. Will have magical properties.
- Luminous gem:** A treasure or a source of light?



Readers' Hall of Fame

Village of Lost Souls – Peter Youde (continued from last month)

Collect the last few items for the final assault. Go SE, NE, OUT, N, N, NW, NE, IN, NE, get the pitchfork then SW, NW, N, NW, W. Get the boots and move N, GET SALT, SW, E, S, S, SE, OUT, SW, E, SW, SE, S E, SE and get the bucket.

Return to the ornamental well and throw everything down it. Travel SE, E, NE, W, NW, SW, W, W, W, W, W, E, E, E, E, E, SW and drop everything.

Go NE, W, W, W, W, W, NE, S, SE, S, IN, NE, GET ALL, SW. Examine the tapestry (clue to play BAGDAD), OUT, N, NW, N, W, E, E, E, E, SW. Open the tin, fill it with paint.

Go SE, drop the mattress, tie the rope to the well and drop everything again. Move NW, GET ALL, SE, DROP ALL, NW, GET ALL, SE, DROP ALL.

Go down the well yourself. Go DOWN and release the rope. Open the door at the bottom then GET LYRE, PLAY BAGDAD, DROP LYRE, WEAR GAUNTLETS, OPEN DOOR, DROP GAUNTLETS.

Destroy the smug aura and enter. GET CHALICE, THROW WATER, DROP CHALICE, WEAR BAND AND RING, GET SPADE TIN WAX HAMMER PITCHFORK BOOTS AND SALT, IN. Dig a hole in the snow in case you miss your jump and get fur skin.

SE, DOWN, WEAR SKIN, OUT, N, DIG, IN, UP, UP. Go to the crevasse and jump across E, JUMP NE. Then cross the room of fire to the pillar of ice E, WEAR BOOTS, E, DROP RING AND BOOTS, E, E, E, NE.

Free the helmet and go to meet the Satyr. SPRINKLE SALT, WEAR HELMET, UP, PUT WAX IN EARS, UP, S. Prepare to destroy the mirror. OPEN TIN, IN, THROW PAINT. To finish the game, break the mirror with the hammer.

Stranded – A complete solution by A.C. Davidson

Go W, TAKE FUEL, then N, D, W, N and climb the tree. Take the parachute then go D, S, E, S, S, E, N and take the lockpick.

Travel N, W, U, U, S, JUMP, take the laser, JUMP, S and shoot the robot. JUMP, PICK LOCK, DROP FUEL, PULL LEVER. Go N, W, N, W, N, PICK LOCK, E, E, and take the suit.

Travel W, W, S, S, E, E, E, S, S, TAKE CRYSTAL, N, N, W, W, W, N, PICK LOCK, N, DROP CRYSTAL, PUSH RED, S, S, W, S, TAKE KEY, N, E, N, N, PUSH WHITE, S, S, UNLOCK DOOR. SUCCESS!

Pendragon: I hadn't realised just how small this adventure is until I read this solution.

Circus – Part 1 of a solution by Miss S.A. Lockyer

Go E, E, TAKE SHOVEL, DIG, DROP SHOVEL, W, W, S, WALK ROAD. Then travel S, S, open the boot, TAKE FLASHLIGHT, TAKE SPANNER, N, N, WALK FIELD. Go N, DROP SPANNER, DROP CAN, DROP KEYS, LIGHT FLASHLIGHT.

Enter the tent and move N, W, EXAMINE FREEZER, TAKE FISH, E, S, E, E, SWIM, FEED SEALION, TAKE SNORKEL. Go W, W, W, kick the chest and examine it.

Take and wear the slippers, then E, N, CLIMB LADDER, ENTER TRAPEZE, SWING TRAPEZE. CUT CANVAS, ENTER TRAP, SWING TRAP, D, E, CLIMB LADDER.

ENTER TIGHTROPE, N, TAKE BAR, ENTER TIGHTROPE, S, D, W, N, W. Examine the cannon, read the sign then take and wear the helmet. ENTER CANNON, PULL LEVER, N, remove and drop the slippers, then drop the penknife and snorkel.

Go W, OPEN DOOR, ENTER DOOR, open and examine the locker and take the hacksaw. *(More next month)*

Castle Frankenstein – Part 1 of a solution by Emma Rutherford

At the inn go down through the trapdoor, PULL RING then journey E, N, W, W, W, S, S, E, E, N, N, N, W, N, N. Get the key then go W, FILL BOTTLE, E, S, S, E, S, E, S, S, S, W, W, W. Travel N, N, E, E, E, S, W, S, E, UP, and you're back in the storeroom.

From the end of the inn road go N, N, E, S, get the lamp, E, N, N, N, E, E, E, E, then S to the blind man's cabin and collect the paraffin and violin.

Go up the mountain path to the graveyard. Get the spade and dig the disturbed grave to get the coin. Return to the shop and buy the tin hat.


Go up the mountain path and from the pit go D, N, E, E, N, N, W, W. Get the mask and go E, E, S, U, U, U, U, S, S, E, E, then dig the EARTH. Travel U, U, and you're back to the mountain path.

Go past the graveyard, up the steep slope, but ensure that you are wearing the tin hat. Ignore the iron ring and go around to the back of the castle. Find the wooden door and go W, W, W, U, U. Pull the ring then go W, W, S, W and get the rod. Travel E, N, E, E, N, D, D, E, E.

You are now at the wooden door. Unlock it, prise it open and open it. Go in and get the knife from the dining room. Go back outside, up the stones and pull the ring.

Climb up the battlements and kill Ygor with the knife. Remember to get the knife after committing this ugly deed. *(More next month)*

Turn to Page 12 ▶



Problems Solved

This month I am not going to give any answers to readers' questions, but instead help you to solve your own problems.

One question I often get asked about adventures is what the experts do when they get stuck.

The answer, I suspect, is that they cheat. A simple program called a disassembler can be used to examine the memory after the program has loaded.

It will give a list of the words the program recognises and the statements it gives during the course of the adventure.

However, it won't work on every occasion. Some adventures, especially large machine code ones, use compaction techniques, while others are tokenised.

Of course these underhand methods are strictly a last resort, they're

not for the real he-men among you, and old Pen-dragon certainly would never stoop to using them ... would he? But that doesn't mean that he wouldn't come to the aid of anyone in distress.

So let's look at the basics first. A disassembler is a program that examines each address in memory, translates the machine code it finds there into assembly language and prints on the screen the address, the assembly language, the machine code and the Ascii code equivalent. For instance:

```
2000 JSR 84142 20 4C 41 LA
```

While this does give you the words you are trying to find, it is very tedious to use, since you have to read the words vertically.

Program 1, gives a listing

of the Ascii codes, translated into letters across the screen rather than down the side of it.

Since it only lists the letters, both compaction and tokenising techniques will be beyond it.

```
10 VDUI2;14
20 INPUT START ADDRESS F
OR CHEATING',AS
30 INPUT END ADDRESS FOR
CHEATING',BS
40 A=EVAL(A$):B=EVAL(B$)
50 FOR C=A TO B
60 D=?C
70 IF D<65 OR D>90 AND D
<97 AND D>122 THEN D=46
80 PRINT CHR$(D);
90 NEXT C
```

As you can see, it is very short. This is important since you have to fit it into memory alongside the adventure.

You should type it in and save it on a blank cassette. When you want to use it,

load it in at PAGE = &0E00 and then *LOAD the main program in at &0F00.

This will enable you to type in RUN without the program having been over-written.

Use the Shift key to scroll the screen and remember that it is important to type in the address as a hexadecimal number. That is, &0E00 and not 0E00.

One last tip. Some software houses alter the value of the codes. Sometimes you can bypass this by trying different values. For instance, insert a new line that alters the value of D such as:


```
75 D=D*2
```

or:

```
75 D=D/3
```

Happy hacking!

JOYSTICKS—THE COMPLETE SOLUTION



DELTA 3B SINGLE for a BBC B or ELECTRON PLUS 1 £12.95

A single joystick that in some ways can act as two. The custom made special "low noise" potentiometers are wired so that it will work as a left hand or right hand joystick. It can even run some programs written for two joysticks and has the fire buttons of both.

SPECIAL OFFERS

Webwars	99p
Repton 2	£2.49
Both for	£2.99

DELTA 3B TWIN for a BBC B or ELECTRON PLUS 1 £19.95

A direct but improved alternative for the original ACORN joysticks, with 2 joysticks wired to one plug. As with all our joysticks they have the fast action sprung to centre return of the steel shafted nylon covered joystick. The light action makes them ideal to hold and the 3 fire buttons allow left or right-handed use.



DELTA 3S SINGLE-MASTER COMPACT or ELECTRON FIRST BYTE INTERFACE

FIRST BYTE INTERFACE	£12.95
PLUS 1 INTERFACE	£19.95
	£49.95

3.5" Double Sided 135tpi	£10 for 10
5.25" DS/DD 40 or 80T	£5 for 10
TOSHIBA 40 track 5.25" DD/DS disk drive	
with case and power supply	£95
As above with AP3 and utility disc	£155
Non abrasive disk head cleaner kits 3.5" or 5.25"	£3.95
TV Aerial/Computer Switches	£1.95



PRICES ARE INCLUSIVE OF CARRIAGE AND VAT



Voltmace

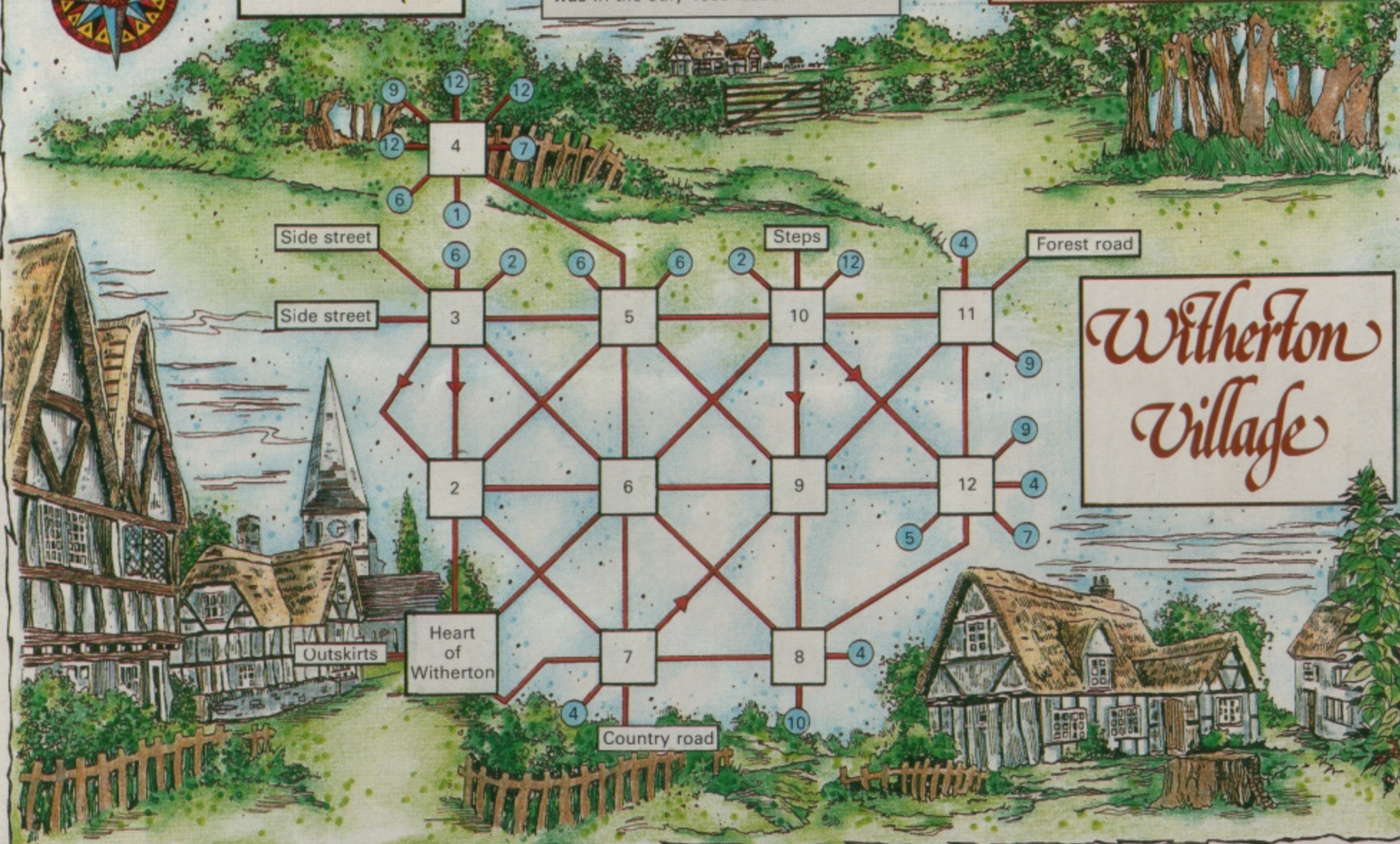
Unit 9 (Dept. EU)
Bondar Business Centre
London Road
Baldock
Herts SG7 6HP
Telephone: (0462) 894410



electron
user

Maze No. 2
Maze No. 1 – the coloured rooms and iron passages in Sphinx Adventure – was in the July 1988 issue.

PROJECT THESIUS



Witherton Village



SLOGGER

WHAT PRICE QUALITY? WHAT PRICE COMPATIBILITY?

To quote a well known phrase, "You only get what you pay for"
This we feel sums up SLOGGERS pricing policy. Our goods may not always be the cheapest, but the products are most certainly amongst the best.

THE PEGASUS 400 DISK DRIVE SYSTEM

Using only top quality components, the system comprises of:
The SLOGGER 40/80 Track double sided 5.25" Disk Drive which maintains

- * 400k storage per disk, built in power supply.
- * Manufacturers (NEC/TEAC) 1 year guarantee.
- * Internal Power Supply unit.
- * Compatibility with the inexpensive (yet most reliable) 5.25" disks.
- * Reliability at 3 m/s step rate (four times faster than some drives).

The SLOGGER PEGASUS Disk Interface which boasts

- * Excellent Computer Aided Design (CAD) production
- * Acorn approved design and standard WD1770 floppy disk controller
- * NEW Type-Ahead facility when used with Master RAM Board
- * READ/WRITE Shadow Screen when used with Master RAM Board
- * 90 page documentation usually provided as a separate purchase
- * Compatibility with the ACP ADFS Version 1.1, which offers a total 640k when used with SLOGGERS 5.25" Disk Drive

The SLOGGER SEDFS ROM, about which the Electron User magazine enthused

"I can recommend SEDFS unreservedly"
"Anyone considering upgrading to disk"
"SEDFS is the logical choice"

The quality of SEDFS speaks for itself, unlike other filing systems it offers

- * No loss of Electron memory, PAGE=&E00 (not &1D00)
- Full Acorn DFS (BBC Model B and MASTER SERIES) compatibility
- * All utilities built in, requires no additional menacing utility disk

PEGASUS 400 (Including Interface) £159.50 (inc VAT)
 PEGASUS INTERFACE (Only) £74.95 (inc VAT)

MASTER RAM BOARD

Upgrade your Electron to a 64K Machine

- * Fits inside the Acorn Electron, uses no cartridge ports.
- * Compatible with ALL reliable Electron hardware (except TURBO DRIVER).
- * Compatible with ALL Electron software, switching between 64K mode, TURBO mode (yes... the TURBO DRIVER IS BUILT IN), and normal mode.
- * For correctly written software, HIMEM is ALWAYS AT 8000 in 64K mode so leaving 28000 bytes for BASIC or WORD PROCESSING in ALL screen modes.
- * Doubles the speed of Word Processing.
- * Upto 300% speed increase for games.
- * Additional 12K for use as Printer Buffer with Expansion ROM 2.0.
- * Installation Service (See Details below) for those not confident of desoldering the 6502 Microprocessor

NEW FEATURES

- * 64K Mode fully compatible with 98% of Level 9 BBC Adventure games.
- * NEW OS 2.1 - PLAY ACORNSOFT'S ELITE WITH SLOGGERS JOYSTICK INTERFACE.

Master RAM Board Kit - code MR2 - Now Only £49.95

INSTALLATION SERVICE

Send your computer to us and we will upgrade and return your computer on the same day that we receive it

Order MR1 £59.95

PICASSO

With the power of the illustrator software you can now use your Electron to create drawings & graphic pictures controlled by the famous Digimouse.

The mouse is connected to your computer through the user port which requires one slot of the Rom Box Plus or Plus One.

The illustrator software is loaded from disc and contains all the programs and examples of what can be done with this package. The software is also programmed to print your creativity onto a printer.

The Picasso packages are:-

Digimouse, User port, Illustrator
 (5.25" disc) £75.00
 Digimouse, Illustrator (5.25" disc) £49.50

ROMBOX PLUS

SLOGGER's answer to the PLUS 1

Q. Why not buy the Acorn Plus 1?

A. Because "Excellent though the Plus 1 is, I think there is still room for improvement" said the Electron User Magazine.

The ROMBOX PLUS has this improved specification:

1. Four ROM/RAM sockets to free the cartridge slots for more important add-ons. Each socket can take the usual 8K/16K ROMs but can also take 16K RAMS offering a staggering 64K SIDEWAYS RAM
2. The PLUS1 Cartridge slots.
3. The PLUS1 centronics printer port.
4. The Expansion ROM 2.0
5. Switched Joystick interface available.
6. Analogue Joystick interface under development.

Still Only £54.95

EXPANSION ROM 2.0

for ROMBOX PLUS or PLUS 1

- * Supports Printer Buffer with 8K/16K sideways RAM or 12K with MASTER RAM BOARD.
 - * RSAVE command to save ROM images to tape or disc.
 - * RLOAD command to load Sideways RAM with a ROM image.
 - * ROMS command to display ROM/RAM in system.
 - * JOYSTICK command for the SLOGGER Joystick Interface
 - * Allows cassette loading in high resolution.
 - * Supports all standard functions (Printer, ADC, RS423)
 - * Simply fits into internal ROM socket.
- "There is room for improvement in the operating system. No doubt this was the idea behind Expansion 2" *Electron User, July 87*

Only £11.95

(£5 if purchased with 32K SIDEWAYS RAM or JOYSTICK INTERFACE)

32K SIDEWAYS RAM CARTRIDGE

for ROMBOX PLUS or PLUS 1

- * Ever popular on the BBC
 - * Best used with EXP ROM 2.0
- (1) Save ROM backups for loading into Sideways Ram.
 - (2) Set up a 16k Print Buffer
- * Splits as 2x16k pages VIEW and VIEWSHEET in one slot!!!
 - * Write protect option . . . prevents corruption of software.
- "A very powerful piece of hardware" *Electron User July 87*
- ONLY £34.50
(£39.50 with EXP ROM 2.0)

SLOGGER EPROM CARTRIDGE

- * Carries TWO 8K/16K ROM/EPROM software
- * Compatible with PLUS 1, ROMBOX PLUS and BBC Master.
- * Simply plugs into cartridge slot

£10.00 for a limited period

ROM SOFTWARE

STARSTORE 2 £29.95
SEDFS upgrade ROM for CUMANA owners ... £24.95

* BARGAIN CORNER *

STARWORD Word Processor £19.95
STARSTORE Database £9.95
STARGRAPH Graphic Utilities £9.95
ELKMAN ROM/RAM Manager £9.95
STARMON Machine code Monitor £9.95
PRINTER ROM Simplified Printer Control £9.95
STAR TREK Machine code disassembler .£9.95
PDG Printer Driver £9.95

TAPE TO DISK ROMS VERSION 2

- * Transfer the majority of Tape programs to disk
- * Acornsoft, Superior and Micropower no problem
- * Compatible with programs copied using Version 1
- * More successful than ever before
 - T2P3 for the Acorn Plus 3
 - T2CU for the Cumana DFS
 - T2P4 for AP4 and EOO DFS
 - T2SD for the Solidisk DFS
 - T2SEDFS for the SEDFS
 - T2PEG400 for Pegasus 400

ONLY £24.95

- * Upgrade 1-2 only £5 with original ROM

5.25" 40/80 Switchable
double sided 3MS
drive inc PSU
£129.00

Panasonic Printer NLQ, Epson
compatible
£179.00

Advanced User Guide
£3.95

NOTE

Slogger has moved to Bristol, so please note our new address and Telephone number. Please accept our apologies if any inconvenience has been caused by our move

SEND FOR THEM TODAY

Cheques payable to
SLOGGER LTD. Tel: 0272 237496

	Expiry Date	PLEASE SUPPLY	Cost
<input type="checkbox"/> Access No	_____	1 _____	£ _____
<input type="checkbox"/> Visa	_____	2 _____	£ _____
Name _____	_____	3 _____	£ _____
Address _____	_____	4 _____	£ _____
_____	_____	5 _____	£ _____
			Total £ _____

Please send orders to SLOGGER LTD, 7, APSLEY ROAD, CLIFTON, BRISTOL BS8 2SH

64k ACORN ELECTRONS

THESE ELECTRONS ARE FITTED WITH THE MASTER RAMBOARD AND ARE FULLY TESTED AND GUARANTEED WHEN PURCHASED DIRECT FROM SLOGGER

64k ELECTRON
(Switchable)
£99.00

JOYSTICK INTERFACE

for ROMBOX PLUS or ACORN PLUS 1

- * Uses inexpensive ATARI-type joysticks
 - * Compatible with ALL Tape and Disk systems.
 - * Emulation of keys by Expansion ROM 2.0
 - * Can be used with well written games either WITH OR WITHOUT a JOYSTICK OPTION
- "The ultimate Joystick Interface"

A&B July 87

"Well worth saving up for, I can recommend it to all Arcade Addicts"

Electron User May 87

Only £14.95

- * Requires Electron Expansion 2.0
- Only £5 with this unit

JOYSTICKS

Switched Joysticks for the Slogger Joystick Interface
Quickshot I £4.00
Quickshot II £6.00

Please contact us for your
Local dealer

HELP!

Contrary to what the critics used to say the Electron market is now established and respected. There are a variety of very good products available already (some better than the BBC) but I'm sure there are plenty more possible. Please contribute by writing to Helpline at our new address, giving your idea, and why you think it's suitable for the Electron. You never know you may receive a reward in the post.

All prices include VAT P&P UK Mainland only

If you want to start doing more with your micro than just playing games, this package is your ideal introduction to the four most popular applications for professional computers. All the programs have been designed for simplicity, so even a child can use them. Yet they include advanced features not yet available on programs costing many times as much!

**Finalist for the Home Software
of the Year Award**



**Contains 32 page booklet giving clear,
easy-to-follow instructions on all 4 programs**

Word Processor: Ideal for writing letters and reports. There is a constant display of both time and word count, plus a words-per-minute display to encourage the budding typist! A unique feature is the double-size text option in both edit and printer mode – perfect for young children and people with poor vision.

Database: You use this for storing information, just like an office filing cabinet. Facts you have entered can be quickly retrieved by just keying in a word or part of a word. They can be sorted, replaced, saved for future use or printed out.

Spreadsheet: Enables you to use your micro for home accounts or pocket money records. It creates a display of numbers in rows and columns. Continuous updating is possible, and a changed figure can be instantly reflected throughout the rest of the spreadsheet. Your results can be saved, to be used for future updates, or can be fed into its associated program . . .

Graphics: Part of the spreadsheet section, it lets you draw bar charts, pie charts and histograms to give a graphic presentation of your statistics. Helps to give life and colour to the duller figures!

☆ **Word Processor** ☆ **Spreadsheet**
☆ **Database** ☆ **Graphics**

**Now they're
all together -
in ONE simple
package**

Four full-scale
programs for
an incredible
low, low price! **£5.95**
cassette

TO ORDER PLEASE USE THE FORM ON PAGE 45

CAN a computer really think for itself? It's a question often asked by laymen, and most are disappointed when told that the answer still evades even the best scientific minds.

How can such a seemingly innocent question pose such formidable problems for the theorists?

The reasons are many, and the problems involved immensely complex. But in this two-part Computing In Action we shall be taking a look at some of the ideas behind current artificial intelligence (AI) research, with one objective in mind – to try and get the Electron to learn something by itself.

With our target already neatly defined, let's kick off by examining some of the basic ground rules of AI theory. Fundamental to the whole subject is the fact that a computer knows nothing that is not already programmed into it.

This sounds obvious, but there are still an amazing number of people who do not realise this.


Your Electron, for instance, knows π is equal to 3.14159265, but only because that value is programmed into the Basic rom. You can argue that it also knows the square root of any given number, but this is, of course, computed using a pre-programmed algorithm.

Another rule of AI is that any computer program can be made to exhibit apparent intelligence by a clever enough programmer.

You have probably heard of – or perhaps played with – a version of the famous psychiatrist program Eliza, written in the 1970s by a professor who wanted to demonstrate just this point.

Eliza plays the part of your friendly psychiatrist who listens patiently to your problems and worries, and answers with apparent concern.

Eliza is capable of sustaining an intelligent conversation for just as long as you let it. In fact, all the program is doing is examining your input for key words and phrases – which



I think, therefore I am

**Teach your Electron to think logically
with CHRIS NIXON's help**

are already programmed into an array – and pulling out a matching reply from another array.

And by answering questions with countering questions – the classic approach favoured by most analysts – the human participant is unwittingly manoeuvred into continuously supplying fresh stimulus to the conversation, which would otherwise die out very quickly.

A good choice of keywords, coupled with the right usage of Basic's RND function, will certainly fool a

lot of people. Indeed, an old AI maxim is as follows:

Place a human in an isolated room with a computer terminal, and run an Eliza type program on the terminal. If the human is incapable of discerning whether he or she is in communication with another human or a computer program through the terminal, then the program is, to all intents and purposes, human itself.

If this sounds trite, imagine all of the possible questions, jokes, political discussions and so on with

which the human could quite easily test the terminal.

If the program continues to fool the human, then surely we must have an intelligent computer. But is it really thinking for itself, or following such a complex route of programmed responses that it appears to be?

The simplest answer, which cuts through some of the jargon that professional AI researchers would have you understand first, is that

Turn to Page 19 ►

Learning CAN be fun

- Use your Electron to teach and amuse your children at the same time.
- Three packages crammed full of educational programs - and so easy to use!
- Each program has been educationally approved after extensive testing in the classroom.

ONLY
£4.95 tape
£5.95
3 1/2" disc



Ages 2-5

Alphabet
Colours
Counting
House
Magic Garden
Matchmaker
Numbers
Pelican
Seaside
Snap



PELICAN
Teach your children to cross the road safely at a Pelican crossing



HOUSE
Select the colours to draw a house - hours of creative entertainment

Ages 5-8

Balance
Castle
Derrick
Fred's Words
Hilo
Maths Test
Mouser
Number Signs
Seawall
Super Spell



NUMBER SIGNS
Provide the correct arithmetic sign and aim to score ten out of ten



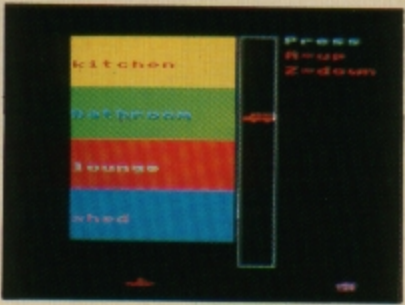
BALANCE
Learn maths the fun way. Type in the answer to balance the scales

Ages 8-12

Anagram
Codebreaker
Dog Duck Corn
Guessing
Hangman
Maths Hike
Nim
Odd Man Out
Pelmanism
Towers of Hanoi



HANGMAN
Improve your child's spelling with this fun version of the popular game



ODD MAN OUT
Find the word that does not fit - before your time runs out

TO ORDER PLEASE USE THE FORM ON PAGE 45

◀ From Page 17

if such a computer had not been programmed to look for certain phrases, and answer with pre-set responses – no matter how complex and devious – then that computer should be considered as intelligent.

Mind you, whether such a program is actually self-aware – the property which separates sentient beings from mere animal awareness – is probably best left well alone as the subject matter of the AI theorists.

This quite simply means that for a program to qualify in any way as intelligent, it

in Action features a very stripped-down version of the Prolog language. Although widely popularised as a cult language with which to produce AI programs, Prolog is simply a clever way to teach the computer associations between various things.

Prolog is what is known as a relational database. That is to say, it is not programmed in the conventional fashion associated with a language. Instead, you teach it the relationship between several different objects, according to the rules of the language.

Gradually, a model of

system prompt:], and you are not restricted in what you type. However, MiniLog is fussy about almost all of it.

Operating system commands may be entered freely, but beware of *COMPACT and similar memory-corrupting commands.

A relationship between two words is entered by typing the words, separated by an equals sign. For example, to enter the equivalent of "A cat is feline", type:

```
CAT=FELINE
```

And to add the second definition "Felines are tree climbers", type:

```
FELINE=TREE-CLIMBER
```

Note the use of the minus sign. There must be no spaces between parts of a definition, so use this or the underscore in place of the spacebar. To force MiniLog to follow the logic of its new definitions, type:

```
? CAT
```

And you should be answered with:

```
CAT=TREE-CLIMBER
```

Now type in the following definitions:

```
FELINE=MAMMAL
FELINE=QUADRUPED
FELINE=CARNIVORE
MAMMAL=GESTATE
MAMMAL=VERTEBRATE
QUADRUPED=FOUR-LEGGED
QUADRUPED=LAND-ANIMAL
CARNIVORE=MEAT-EATER
```

Now we have a complete set of definitions – or

clauses – for a cat entered into MiniLog. You should begin to see how the language works. Table I contains a complete list of the MiniLog commands, and you can test some of them now.

Type LIST, and every definition entered so far will be displayed, whereas typing LIST FELINE will just show all definitions beginning with FELINE=:

```
FELINE=MAMMAL
FELINE=QUADRUPED
FELINE=CARNIVORE
```

But now to test MiniLog's logic tracing abilities more thoroughly. Typing ? CAT should now produce:

```
CAT=TREE-CLIMBER
CAT=GESTATE
CAT=VERTEBRATE
CAT=FOUR-LEGGED
CAT=LAND-ANIMAL
CAT=MEAT-EATER
```

As you can see, MiniLog has made several logical conclusions from the information supplied to it concerning the word CAT.

We only actually stated that CAT=FELINE, but the definition of FELINE has been followed down through all of the following definitions, with MiniLog making all of the correct logical conclusions.

However, the intermediary steps have not been listed. We are not shown, for instance, that a definition of MAMMAL was involved in the final results. The command TRACE is provided for just this purpose.

Type TRACE CAT, and the

Turn to Page 20 ▶

WORD=WORD	Define a relationship
LIST (CLAUSE)	List all or some definitions
KILL CLAUSE	Remove all matching definitions
? WORD	Ask for conclusion to be made
TRACE WORD	Ask for logic chain to be shown
IS WORD=WORD	Test relationship for truth
CLEAR	Wipe database
SAVE filename	Save database
LOAD filename	Load saved database

Table I: List of MiniLog keywords

must be capable of learning something for itself.

And so we return to our original objective of teaching the Electron to learn one or more facts off its own bat.

There are several ways of achieving this, none of them easy. I must state, before going any further, that anything we may try is likely to be a half-way compromise between pre-stored information and actual intelligent deduction.

This is because the sheer difficulty of how to approach the task usually results in clumsy, partially hard-wired rules being added just to get the program working.

There have, to date, been several successful demonstrations of self-learning computer programs, but only a very few genuinely contain no in-built precepts or assumptions.

And the results of these few genuine programs – while intensely exciting to the computer scientist – tend to look pretty dull to the casual observer.

This month's Computing

interlinked facts is built up inside the computer, of which eventually quite complex questions may be asked.

Consider the following two statements:

```
A cat is feline.
Felines are tree climbers.
```

The logical conclusion from these two statements, although we have not said so in as many words, is:

```
A cat is a tree climber.
```

Prolog accepts facts similar to those above, although they have to be phrased carefully according to exact syntax requirements.

It is then capable of following the facts to their logical termination, and will arrive at the same conclusion that we have.

The listing is a version of Prolog called MiniLog, and at less than 3k in length you wouldn't expect it to be as capable as its bigger parent – but you may be surprised as to just what it can do.

When it is run, you are faced with an environment similar to Basic. There is a

Bad link attempt	Produced by any unrecognised input
No room for link	There is only room for 100 definitions
Can't find reference	MiniLog cannot find the named reference
Too many references	The chain of logic has become too involved
Bad question	An IS question has been incorrectly phrased
Bad filename	A space has been omitted after a SAVE or LOAD
No database to save	Nothing in memory

Table II: MiniLog error messages

ACTION

◀ From Page 19

complete chain of logic will be listed, showing all definitions which have a sub-definition as GROUPS, while the sub-definitions are shown as MEMBERS.

But we can do much more than this. MiniLog can actually test any named relationship for logical truth. Add the following two definitions:

```
DOG=CANINE
CANINE=MAMMAL
CANINE=QUADRUPED
CANINE=CARNIVORE
```

And then type:

```
IS DOG=TREE-CLIMBER
```

You should almost immediately receive the answer FALSE. This is because MiniLog follows the clause for DOG right through to its conclusion, but nowhere will it find a link between DOG and TREE-CLIMBER. However, typing:

```
IS DOG=FOUR-LEGGED
```

will illicit the response TRUE, because we have linked DOG to QUADRUPED via the definition of CANINE. Type TRACE DOG to see the complete chain of logic in action.

You can delete whole clauses at a stroke with the KILL command. Typing KILL CANINE would remove all definitions beginning with CANINE=, leaving the link between DOG and FOUR-LEGGED broken once more.

There is room for 100 separate definitions, although if a trace is operating on a database of over 80 the chain of logic may become so involved that you receive the message:

```
Too many references
```

This is because MiniLog builds a tree structure of the definitions involved whenever a conclusion, trace or question is requested, and it is possible for it to run out of room.

CLEAR wipes the current database completely. After a short pause the prompt will reappear, and all of the

definitions will have gone. You can save the current database with:

```
SAVE filename
```

and re-load it at a later date with the LOAD command. Play about with MiniLog, and test its ability to follow various chains of logic.

Don't restrict yourself to animals – the program may

fall far short of Prolog's versatility, but there are still a large number of different ideas you can try.

MiniLog is fully error-trapped, and all error messages and their meanings are shown in Table II.

The conclusion, unfortunately, is that MiniLog – and all similar relational databases, Prolog included – exhibit totally unintelligent

behaviour. MiniLog is as incapable of telling you just why a dog is not a tree climber as the dog itself – our quest for real intelligence must continue.

● Next month we'll take a stab at making the Electron intelligent, with a self-teaching noughts and crosses program that learns by its mistakes – or does it?

```
10 REM Mini Prolog
20 REM By Chris Nixon
30 REM (c) Electron User
40 REM
50 ON ERROR GOTO 450
60 MODE6:PROCsetup
70 REPEAT:PROCprompt:UNTI
Lend%
80 PRINT"MiniLog abandon
ed." :END
90 DEFPROCsetup:limit%=10
0:DIM link$(limit%,1),stack$(
50):PROCclear
100 CLS:COLOUR0:COLOUR129:
PRINTTAB(8,1)" Electron Mini
Prolog ":COLOUR1:COLOUR128:
PRINTSTRINGS(39," ")
110 end%=FALSE:VDU28,0,24,
39,3:ENDPROC
120 DEFPROCclear:FORLX=0TO
limit%:link$(LX,0)=STRINGS(1
5," "):link$(LX,1)=STRINGS(1
5," "):NEXT:FORLX=0TO50:stac
k$(LX)=STRINGS(15," "):NEXT:
max%=0:ENDPROC
130 DEFPROCprompt:VDU93:IN
PUT"AS
140 IFLEFT$(AS,1)="? PROC
tree(1):ENDPROC
150 IFLEFT$(AS,5)="TRACE"
PROCtree(2):ENDPROC
160 IFLEFT$(AS,4)="FIND" P
ROCFind:ENDPROC
170 IFLEFT$(AS,2)="IS" PRO
Ctest:ENDPROC
180 IFLEFT$(AS,4)="KILL" P
ROCKILL:ENDPROC
190 IFLEFT$(AS,4)="LOAD" P
ROCLoad:ENDPROC
200 IFLEFT$(AS,4)="SAVE" P
ROCSave:ENDPROC
210 IFLEFT$(AS,4)="LIST"
PROCList:ENDPROC
220 IF AS="CLEAR" PROCclea
r:ENDPROC
230 IF AS="BYE" end%=TRUE:
ENDPROC
240 IF LEFT$(AS,1)="#" OSC
LI AS:ENDPROC
250 IF AS="" ENDPROC
260 IF max%=limit% PROCerr
or(2):ENDPROC
270 P1%=INSTR(AS,""):IF P
1%=0 PROCerror(1):ENDPROC
280 link$(max%,0)=MID$(AS,
1,P1%-1):link$(max%,1)=RIGHT
$(AS,LENAS-P1%)
290 IF LENlink$(max%,0)=0
OR LENlink$(max%,1)=0 PROCer
ror(1):ENDPROC
300 max%=max%+1:ENDPROC
310 DEFPROCList:IFmax%=0 E
```

```
NDPROC
320 PX=INSTR(AS,""):IFPX>
0 MS=RIGHT$(AS,LENAS-PX)
330 FORLX=0TOmax%-1:IFPX>0
THENIF link$(LX,0)=MS PRINT
"link$(LX,0);" = ";link$(L
%,1)
340 IFPX=0 PRINT" link$(L
%,0);" = ";link$(LX,1)
350 NEXT:ENDPROC
360 DEFPROCerror(EX):RESTO
RE 370:FORLX=0TOEX:READ ES:N
EXT:PRINT"ES":ENDPROC
370 DATA ERRORS!
380 DATA "Bad link attempt
."
390 DATA "No room for link
."
400 DATA "Can't find refer
ence."
410 DATA "Too many referen
ces."
420 DATA "Bad question."
430 DATA "Bad filename."
440 DATA "No database to s
ave."
450 IF ERR=17 PRINT"Brea
k":GOTO70
460 REPORT:PRINT" at line
":ERL:GOTO70
470 DEFPROCtree(OX):IFmax%
=0 PROCerror(3):ENDPROC
480 PX=INSTR(AS,""):IF PX
=0 PROCerror(3):ENDPROC ELSE
OS=RIGHT$(AS,LENAS-PX)
490 FX=0:LX=0:ptr%=0:REPEA
T:IFlink$(LX,0)=OS FX=1:stac
k$(ptr%)=link$(LX,1):ptr%=pt
r%+1:IFptr%=50 PROCerror(4):
UNTIL1=1:ENDPROC
500 LX=LX+1:UNTILLX=max%:I
F FX=0 PROCerror(3):ENDPROC
510 PX=0:REPEAT:FX=0:MS=st
ack$(PX)
520 TX=0:LX=0:REPEAT:IFlin
k$(LX,0)=MS PROCfound:IF ptr
%=50 ENDPROC
530 LX=LX+1:UNTILLX=max%:I
F OX=1 AND FX=0 PRINT"OS"
="MS
540 PX=PX+1:UNTILPX=ptr%:E
NDPROC
550 DEFPROCtest:IF max%=0
PROCerror(3):ENDPROC
560 P1%=INSTR(AS,""):IF P
1%=0 PROCerror(5):ENDPROC
570 M1%=MID$(AS,4,P1%-4):M
2%=RIGHT$(AS,LENAS-P1%):TX=0
:FX=0:LX=0:ptr%=0:REPEAT:IFl
ink$(LX,0)=M1% FX=1:stack$(p
tr%)=link$(LX,1):ptr%=ptr%+1
:IFptr%=50 PROCerror(4):UNTI
```

```
L1=1:ENDPROC
580 LX=LX+1:UNTILLX=max%:I
F FX=0 PRINT"FALSE":ENDPROC
590 PX=0:REPEAT:FX=0:MS=st
ack$(PX):IFMS=M2$ UNTILMS=M2
$:PRINT"TRUE":ENDPROC
600 LX=0:REPEAT:IFlink$(LX
,0)=MS FX=1:stack$(ptr%)=lin
k$(LX,1):ptr%=ptr%+1:IFptr%=
50 PROCerror(4):UNTIL1=1:UNT
IL1=1:ENDPROC
610 LX=LX+1:UNTILLX=max%:P
X=PX+1:UNTILPX=ptr%:PRINT"FA
LSE":ENDPROC
620 DEFPROCload:PX=INSTR(A
S,""):IF PX=0 PROCerror(6):
ENDPROC
630 CHX=OPENIN RIGHTS(AS,L
ENAS-PX)
640 LX=0:REPEAT:INPUT#CHX,
link$(LX,0):INPUT#CHX,link$(
LX,1):LX=LX+1:UNTIL EOF#CHX:
CLOSE#0:max%=LX:ENDPROC
650 DEFPROCsave:IFmax%=0 P
ROCFind:ENDPROC
660 PX=INSTR(AS,""):IF PX
=0 PROCerror(6):ENDPROC
670 CHX=OPENOUT RIGHTS(AS,
LENAS-PX)
680 FORLX=0TOmax%-1:PRINT#
CHX,link$(LX,0):PRINT#CHX,li
nk$(LX,1):NEXT:CLOSE#0:ENDP
OC
690 DEFPROCfound:IF OX=2 A
ND TX=0 PRINT"Group : "MS:TX
=1
700 IF OX=2 AND TX=1 PRINT
SPC2"Member : "link$(LX,1)
710 FX=1:stack$(ptr%)=link
$(LX,1):ptr%=ptr%+1:IFptr%=5
0 PROCerror(4):UNTIL1=1:UNTI
L1=1:ENDPROC
720 ENDPROC
730 DEFPROCKill:PX=INSTR(A
S,""):IF PX=0 OR max%=0 PRO
Cerror(3):ENDPROC
740 MS=RIGHT$(AS,LENAS-PX)
:PX=0:REPEAT
750 FX=0:LX=0:REPEAT:IF li
nk$(LX,0)=MS PROCshunt
760 LX=LX+1:UNTILLX=max% O
R FX=1
770 UNTILFX=0:IF PX=0 PROC
error(3)
780 ENDPROC
790 DEFPROCshunt:FORTX=LX+
1 TO max%:link$(TX-1,0)=link
$(TX,0):link$(TX-1,1)=link$(
TX,1):NEXT:max%=max%-1:FX=1:
PX=1:ENDPROC
```

Repton takes his time

Product: *Repton Thru Time*
 Price: £6.95
 Supplier: Superior Software Ltd.,
 Regent House, Skinner Lane, Leeds
 LS7 1AX.
 Tel: 0532 459453

OUR little green friend is back again in a new set of 40 screens. *Repton Thru Time* covers various periods of history ranging from prehistoric and Egyptian, through Victorian, the present day and into the future.

All the screens are Repton 3 standard and will load into any version – but you get the game and screen designer as usual so if you haven't any of the earlier versions you don't need to worry.

You start up with the prehistory screen set where Repton is wearing an animal skin and searching for the ultimate invention – the wheel.

On his way he eats the green berries and avoids the red ones; the



dinosaurs need crushing by the unaltered boulders.

Spirits have become pterodactyls and seek out their caves before turning into berries.

The first screen was nice and easy, reminding you gently of all the usual Repton tricks – but don't make any mistakes because you can only get out of the start area once before it becomes blocked.

Repton moves next into the Egyptian period with very brightly designed characters.

The first screen has an original start with two wicker baskets at either side of Repton falling and opening to reveal serpents. It certainly grabs your attention.

The spirits are now mummies seeking out their tombs. The rest of the screens are occupied by pyramids, scorpions and scrolls which you need to collect.

The next set of screens cover the



A prehistoric Repton

Victorian era. The character designs are less clear with Repton in a frock coat and most of the supporting blocks being gaslights.

There's a little social comment since the creeping fungus is represented by smoking factories. But again there's a nice easy run at first with a good stiff gradient as the screens progress.

There's another tricky start in the present day screen set. The usual Repton key is represented by the Excess card of which there are two next to where you start. There are no diamonds (cans of coke) available and no boulders (suitcases) to shift; all you can do is collect the cards – and take a really good look at the map before you do.

The monster has become a traffic warden and ale houses are the safes, spirits are represented by flying newspapers, which don't seem to quite fit with the rest of the screen concept.

The final set of screens is called Future and they are really hard. Empty spaces and earth are now stars,



Guide your green friend to safety



whereas skulls and fungus are black holes. Time capsules look like teleports and are called time warps.

The first screen would be easy if the characters were anywhere near normal – but as it was it took me ages to finish.

Pushing around the robots was easy enough, but you can't tell at a glance how they are being supported. Out of crashed spaceships come the BEMs – bug-eyed monsters – spirits are a different type of alien which convert Tie fighters into crystals, and if you grab a laser gun Daleks get changed too.

This Repton group of screens is reputed to be the last that's going to be produced – I wonder...

Steve Turnbull

Sound.....	7
Graphics.....	8
Playability.....	9
Value for money.....	8
Overall.....	8

Bubbling with fun

Program: American Suds
Price: £4.00
Supplier: Riverdale Software, 95 Prin-
ton Avenue, Manchester M9 3JW.
Tel: 061-795 4549

REGULAR readers will be aware as to how impressed I was with Riverdale's first release, *Suds*. Now hot on its heels comes the sequel, entitled oddly enough, *American Suds*.

Bufs of Dynasty, *Dallas*, *Hill Street Blues* and the rest will find all their favourite characters here, albeit in slightly disguised form – only the names have been changed to protect the guilty. This must be the spoof to out-spoof all spoofs.

You begin this four-part adventure on the concourse of a major British airport and soon realise that you are reliving part of Mel Brookes' hilarious *Airplane*. An airline pilot wanders by, muttering: "My name is not Shirley".

Once you have mustered a variety of artifacts, discovered the amusing password to the computer and collec-

ted your boarding pass, you can begin the adventure in earnest. Providing, of course, you survive the customs.

Once aboard the aircraft you may wish you had never bothered, as the gags come thick and fast. The humour is sick at its worst and at times outrageous. A tube of rubber solution, a spanner and a silk sheet are all you need to leave this flying deathtrap, but it will take some experimentation and head-scratching to manoeuvre your escape.

You must sign a contract in blood and step back in fashion if you wish to progress to part two and star alongside JR (*Just Revolting*) in the new series of *Dullus*.

In the remainder of this laugh-along type-in, you will meet Captain Gorilla of the Kill Street precinct and discover that smoking really is good for you.

I found getting into the shed to be the most perplexing problem of the entire game. I eventually became enlightened to the fact that a nihilist approach to examination was most rewarding. The funniest sketch has to

be that involving the mice and the Pie Wiper of Hamelin, but I'll leave you to unearth the true humour for yourself.

My one and only criticism is a familiar grouch on my part – the adventure is written using *The Quill*. All the usual limitations of parser, input and room description apply here, as they do in other Quilled games. However, this adventure succeeds on every other score and will keep you in stitches for many hours.

Author David Edwards is fast becoming the unchallenged master of this genre of text adventures. I rate *American Suds* as more polished and funnier than anything from the Melbourne House stable and only perhaps equalled by Magus' majestic *Locks of Luck* and Riverdale's own *Suds*.

Pendragon

<i>Presentation</i>	7
<i>Atmosphere</i>	7
<i>Frustration factor</i>	9
<i>Value for money</i>	10
<i>Overall</i>	9

Disc-based adventures

Program: Countdown to Doom
Price: £9.95 (40T and 80T 5.25in disc)
Supplier: Topologika, PO Box 39, Stil-
ton, Peterborough PE7 3RL.
Tel: 0733 244682

I HAVE never been much of a science fiction fan, but *Countdown to Doom* was always one of my favourite Acornsoft adventures. Now released in a totally rewritten and revamped form by its author Peter Killworth, this game is definitely worth a second look.

It is presented in a stylish black folder with an excellent hint sheet and superb pamphlet on playing adventure games.

The adventure has been greatly enlarged with extra locations and excruciating puzzles, a new parser and layered atmosphere at each location.

You play the role of a pilot of an interplanetary spaceship which has crash landed on the planet Doomawangara, a world at its best inhospitable and at its worst your graveyard.

It has a weird climate that varies from desert to jungle, glacier to swamp, and is the home of many crashed treasure ships.

Your task is to find spares to repair your ship so you can escape from this galactic hell hole. The problems are

manifold and even if you have solved the original Acornsoft version of this game, that is no guarantee you will be successful this time.

The discs still need to be collected and inserted in the order in which you found them, and the blob is still present, but is encountered much later on in the game.

The goggles are essential protection and the rat must not be harmed. Other than that, everything else in the adventure has changed almost beyond recognition.


The beginning is complex, the main part of the adventure riddled with new problems and the end-game is quite novel.

The quest basically involves collecting an assortment of items and then deciding upon their correct use.

Even experienced adventurers will find themselves resorting to the hint sheet on more than one occasion and planning a new strategy or approach.

Peter Killworth has gone to great extremes to make the whole experience more polished and enjoyable. The constant disc-access slows down manoeuvres, but is worthwhile payment for a bigger and better game.

I wholeheartedly recommend this adventure, whether or not you have played the Acornsoft original. New



versions of *Acheton* and *Kingdom of Hamil* are promised and I await them with anticipation.

Pendragon

<i>Presentation</i>	10
<i>Atmosphere</i>	9
<i>Frustration factor</i>	8
<i>Value for money</i>	8
<i>Overall</i>	9

Costly addiction

Product: Tetris
 Price: £8.99 (cassette), £12.99 (disc)
 Supplier: Mirrorsoft, Athene House,
 66-73 Shoe Lane, London EC4P 4AD.
 Tel: 01-377 4645

WHEN I first read Mirrorsoft's rather spartan description on the packaging of its latest release, my first thought was that it looked like a rather simple game which would have all the appeal of a plate of soggy cabbage. Yet after only five minutes I was hooked. It's a very long time since I have sat up all evening, playing just one game.

First you enter your skill level – between 0 (novice) and 9 (super-human). I would suggest that you have a few practice games at the novice level first. But be warned. By the time you've finished practising, you'll be well and truly addicted.

One slightly annoying aspect is that immediately you select the level, the game starts. I would prefer a short countdown period first – just two seconds to position my hands over the correct keys would be useful, particularly at higher levels when things tend to be fast and furious.

The challenge starts with a shape which appears at the top of the playing field and begins to drop towards the bottom. As it is falling you can move it left or right or rotate it so that when it reaches the bottom it is positioned where you want it.

Now dexterity and quick thinking enter the scene. Immediately the first shape reaches the bottom, another – which can also be manoeuvred and rotated – appears at the top and starts to fall.

The idea is to manipulate the continuous supply of seven different shapes so that they fit together almost like a jigsaw puzzle – the object being to form complete, unbroken lines horizontally across the playfield.

When a line is completed it disappears and everything above it drops down into the empty space.

The difficulty lies in the fact that if a line has a space in it, it won't drop down. The game ends when the shapes have reached the top of the playfield, which is 20 lines high.

The scoring system is arranged so that you get a number of points for every shape which fits into the playfield and extra points for forming complete lines.

Your score is also modified by the level of the game – the higher the level, the higher the score. The lowest level is slow and you have plenty of time to manoeuvre the shapes – the highest level is so fast that you hardly



have time to realise what shape has appeared before it reaches the bottom.

As well as your score several other statistics are constantly displayed and updated on the screen. The useful ones are the total number of completed lines, the number of shapes which have been placed and the current level.

The inclusion of a table which tells you how many times each shape has appeared seems pointless. My guess is that when the game was prepared for release, someone decided the screen looked a bit empty so they decided to fill it up with something that would make things appear more complicated than they actually are.

The level of play increases after you have completed a number of lines. For instance, if you start at level zero the game automatically speeds up to level one once you have completed 11 lines. Level two starts at 21 lines, and so on. You can increase the level yourself by pressing the A key.

There are three other useful keys which you can use: X shows the next

shape that will appear, Z drops the current shape to the bottom extremely quickly and S allows you to turn off the sound, which comprises just a simple beep emitted when a shape reaches its resting place.

I noticed a small glitch when I tried to type in my name on the high score table. The delay before a depressed key started repeating must have been reduced for some reason and when typing in DESMOND I tended to end up with DESSMONND or some other strange mutation.

My only real criticism, however, has nothing to do with the game itself. I would like to know how Mirrorsoft can justify the exceptionally high prices for a game which looks to be a relatively simple piece of coding. And it's only fast enough to be fun on a Turbo Electron.

Desmond

Sound.....	6
Graphics.....	7
Playability.....	10
Value for money.....	5
Overall.....	9

This could slay you

Product: *Barbarian*
 Price: £9.95 (tape)
 Supplier: Superior Software, Regent House, Skinner Lane, Leeds LS7 1AX.
 Tel: 0532 459453

AFTER the blaze of publicity that preceded this game's release, with an expensive advertising campaign featuring two rather well-built and scantily clad models, I was really looking forward to a game full of excitement and action.

I wasn't disappointed. This game is similar to *Yie-Ar Kung Fu*, only this time the figure you control uses a sword instead of his hands to fight opponents.

In this one or two player game the scenario is a fight against the 10 evil minions of the sorcerer Drax – and finally the sorcerer himself – in order to free the beautiful Princess Mariana. At first the opposition is easy to despatch but as they get more proficient the task gets harder.

You can select your preferred keys for both players or you can play the game with a joystick. From there you are presented with the choice of combat practice or starting the game itself: *The Fight to the Death*.

The former gives you the choice of a demonstration which shows the 16 different fighting moves you can make, or you can practice against a passive opponent. The latter is useful, and it was while I was busy hacking away at some poor, helpless chap that I discovered it's possible to decapitate an opponent, which in turn leads to the most entertaining sequence in the whole game:

This involves a goblin-type creature which normally comes on at the left-hand side of the display once a combatant is dead, crosses the screen and exits at the right-hand side dragging the body behind him. If there's been a decapitation, the goblin collects the body as usual but casually

punts the head off screen.

While still in combat practice mode you can opt for either one or two player modes. In the first you are pitted against a warrior who you must defeat in order to have the privilege of fighting another, slightly more proficient, one.

This goes on until either you defeat 10 of them or, as is more likely, one of them beats you. A fight ends when one of the combatants has taken 12 hits or is decapitated. In the two-player mode you each control a warrior and fight against each other. The same victory conditions apply,



Fight to the death

but you also have the added pressure of having to complete the duel in 90 seconds.


If you do, by some miracle, manage to defeat all of the computer opponents you can enter Superior's own Barbarian competition.

The Fight to the Death is almost exactly the same as the combat practice mode. Again you can watch a demonstration, fight a passive opponent or a second player. The only difference is that if you opt for the *Fight to the Death* in one-player mode, you get to fight the evil sorcerer Drax after defeating the 10 Conan look-alikes.

Combat is punctuated by the sound of swords biting into flesh and the satisfying *thunk* as your warrior head-



The goblin undertaker



butts his opponent. These few sound effects can be turned off. There is no signature tune, which some would say is a blessing, but I find Superior's tunes are better than most and it's unusual for them not to bother with one.

My only disappointment was with the graphics. I've no grumble with the quality – which is excellent – but I was disappointed with the quantity. There seem to be only four screens, and the two arena ones featured on the packaging are the only ones I've come across in *Fight to the Death* mode.

You begin fighting in front of someone sitting on a throne. In the second bout you face your opponent in front of Drax and the captive Princess Mariana – who, by the way, bears no resemblance to the young lady featured on the packaging. Then it's back to the man on the throne again and so on.

The other two screens only appear in the combat practice mode. Again they alternate, this time featuring two wilderness scenes, the first in daylight and the second at night.

Another point is that your adversaries are exact clones of your warrior except that yours is wearing a white vest. Even so, there have been a few times when I've smugly watched one of the warriors making mincemeat out of the other congratulating myself on some nifty swordwork, only to realise that it's the bad guy who was doing the hitting.

If you are a fan of games which simulate physical combat, martial arts and the like, you will find *Barbarian* an excellent addition to your collection. To its credit, *Barbarian* has little for me to criticise.

Desmond

Sound.....	5
Graphics.....	9
Playability.....	9
Value for money.....	8
Overall.....	8

Let's finish off Snapper

BEFORE I get this month's column under way I would like to correct an error that appeared in the listing of the Snapper upgrade we printed in the March 1988 column.

The original listing included the line:

1780 ENDPROC

but unfortunately this disappeared somewhere on the long trek between my disc and the finished page.

I would also like to answer and expand on Peter Davey's letter - Micro Messages May - commenting on my call in the February issue for games to take advantage of the Slogger Master Ram Board.

I mentioned at the time that Pendragon has been bringing news of BBC Micro adventure games that work with the Electron + MRB. Because most adventure games are text-only, they use legal operating system printing routines - there's no reason for them not to.

However, as Mr Davey rightly pointed out, arcade games hinge on graphical output and inevitably poke the screen memory directly in order to save time.

In a case where the screen memory is resident in shadow ram, or on the "wrong" side of

the Tube in a dual-processor system, this technique would not work, because the game would be manipulating the wrong area of memory.

Accessing the screen legally invariably slows everything down, and I would not have made my point but for the fact that the MRB provides more than just extra memory - it also incorporates Slogger's Turbo Driver.

This very useful add-on - which is, incidentally, available separately - boosts the running speed of the Electron up to that of big brother.

The MRB has a three-way switch: Normal, Turbo and Shadow Ram plus Turbo Driver. Therefore any decrease in speed from the legal screen calls would be offset by the increase in machine speed.

The MRB has become a standard add-on for any Electron owner wanting to extend the power of his machine, and I hope that programmers and software houses will consider the 64k Electron as a viable and supportable machine in its own right.

Certainly software needs to progress all the time, and there are few enough BBC Micro games that take advantage of the many near-standard memory expansions available for that machine, so let's hear it for the Electron.

THIS month's column is composed almost entirely of lists of passwords. To start you off, here are the passwords for Repton's intercontinental jaunt, Around the World in Forty Screens.

Taking a trip with Repton

A	AMERICA 52463	ARCTIC 25363	ORIENT 18819
B	CURTAIN 57036	DIAMOND 28849	THRUST 47727
C	VAMPIRE 2457	RUBBISH 44028	COLONEL 29389
D	CREATED 2560	MANAGER 18455	PERSONS 29842
E	LUNATIC 16961	PACKAGE 18279	CRICKET 48573
F	MAXIMUM 15699	PRIVATE 43587	TUNNELS 13365
G	COMPOSE 56696	CAPITAL 8388	INTENSE 34674
H	COLOURS 18568	DUNGEON 21510	GALLERY 36424

A	OCEANS 34645	AFRICA 53997
B	MAGENTA 44892	WELCOME 54996
C	ELECTED 15334	WORKING 36857
D	DISEASE 14536	FIREMAN 13942
E	THEATRE 14089	KESTREL 25155
F	DREAMER 16710	REFRACT 26421
G	CURRANT 55886	ADDRESS 39384
H	GENERAL 13803	RECEIVE 51901

Codes with Impact

THESE are the 80 screen editor codes for Audiogenic's Impact.

1: AEMYP	28: LKCQH	55: NCFAA
2: GWIYP	29: BEPQA	56: MSBAA
3: ICEYP	30: AKLQM	57: KAOAA
4: LMAYA	31: HCHQG	58: GIKAI
5: HCNYI	32: PCDQH	59: OWGAN
6: HOJYA	33: BKMIP	60: IACAE
7: COFYP	34: AEIIA	61: LSPA I
8: CYBYA	35: MIEIK	62: AELAA
9: FYOYI	36: GAAIA	63: PWHAI
10: IGKYA	37: GANIA	64: OMDAM
11: JMGYA	38: MSJIA	65: IQMAI
12: MECYP	39: IEFIL	66: PEIAP
13: BAPYA	40: DEBIA	67: JUEAM
14: JELYA	41: AKOIE	68: BUA AK
15: KCHYA	42: LAKIA	69: BSNAH
16: JYDYA	43: KCGIA	70: PCJAI
17: OEMQP	44: KQCIA	71: CCFAI
18: BMIQP	45: NSPIH	72: CIBAI
19: HUEQA	46: BGLIA	73: LEOAE
20: LMAQM	47: BUHIJ	74: HCKAH
21: KWNQI	48: EADIP	75: FCGAH
22: GKJQA	49: EOMAK	76: LYCAH
23: JEFQA	50: LAIAD	77: EIPAD
24: FGBQA	51: JGEAM	78: JSLAB
25: HSOQQ	52: FWA AF	79: JIHAP
26: DOKQE	53: PCNAP	80: FADAK
27: MOGQP	54: GUJAI	

Turn to Page 26 ▶

◀ From Page 25

David Taylor has written in to ask for maps for Ravenskull. Level one appeared in the first Arcade Corner in the September 1987 issue of Electron User and level two appeared in the December 1987 issue – both available from the back-issues department.

Ravenskull: Level one – Superior Software

THIS month we take a departure from the norm, and present a full step-by-step solution to level one of Ravenskull. To finish each of the four screens, you must collect each piece of treasure and then pick up the quarter of the crucifix.

First you must take the green and blue key just to the left of your starting position, then travel anti-clockwise around the outer wall of the castle until you come to the spiked gate on the extreme left-hand side.

Make sure that you are standing just in front of the gate and use the key to open the top section. Drop the key outside – it is of no further use to you – and go inside.

Go downwards and take the pickaxe, then return to the main entrance. Head North and explore the surrounding area, making sure that you pick up the scroll and all the treasure. Use the scroll straight away, then abandon it.

It actually opens the back door to the castle – next to where you found the pickaxe – so you can get back into the castle if you are unfortunate enough to get killed.

Go up at the crossroads until you can see the Ravenbee buzzing backwards and forwards. Wait just below it until it has just passed you, then follow it and duck into the little alcove.

Run out as soon as it has passed you and make your way to the Northwest corner of the castle.

Take great care not to fall into the acid pools: One careless step and you will be thrown back outside the castle.

Take the green and magenta key in the Northwest corner and collect the three pieces of treasure from the far end of that passage, then return to the main entrance of the castle.

Go to the East: You will come to another crossroad with a roundabout in the middle. The other three exits are blocked by spiked gates. Walk up the path leading North and use the G/M key to open the gate.

As before, you might as well drop this key around the roundabout because, like most of the objects that you will find throughout the game, it can only be used once. Move North, not forgetting to collect the lone treasure, until you come to the four gates.

Enter the first on the right; pick up the scroll and use it. Do not go straight up, or the second door on the right will close, blocking off your only means of returning here.

When you use the scroll you will be transported to the bottom right-hand corner of the castle. Drop the scroll where you reappear, then take the pickaxe that is at the end of the passage to your left.

Make your way North, collecting all the treasures, until you eventually come out through the door above the one through which you found the second scroll.

Don't go straight across, but go down one

pace so that you are standing in front of the wall between the two left-hand rooms.

Use both pickaxes to dig out this wall, so you can get into either room and back out again without going through the doors. Go into the upper room, take the treasure and the magenta and blue key and drop both pickaxes.

Go back down to the roundabout and use the M/B key to open the lower gate. Don't go down just yet – collecting the treasure piece immediately below you will cause a spiked gate to appear immediately to your right, blocking off a large section of the game.

Instead, clear all the treasure pieces from the right and left-hand passages. When you get to the bottom of the passages down the left-hand side just above the Ravenbee, wait as before, then follow it and go up when you come to the second break in the wall.

Collect the treasure and move to the bottom left-hand corner of the castle, and collect the scroll.

Don't use it yet, but go back to the right avoiding the Ravenbee and duck up the entrance surrounded by acid pools – the one you bypassed on the way in. Collect the treasure and return to the roundabout.

Stand in front of the right-hand gate and open it with the scroll. Beware – this one reappears as soon as you have gone through.

Collect all the treasure and the pickaxe before going down: Make absolutely certain you have got everything, because two boulders slam together as you pass, blocking off your retreat.

Pick up the two treas-

ure pieces from the room with the two Ravenbees: Take great care – it's not easy. Walk around this room, not forgetting the treasure piece, until you come to the left-hand side of the Ravenbee room. The coffins in the room below will do you no harm – they're just a bit unnerving.

Go up and take the first turning on the right. Don't go straight up, because the two spiked gates will move to block off both the right-hand entrance and the way back. Pick up the scroll and drop it behind you. Don't use it: It is a trap and will kill you instantly.

Follow this path to its conclusion, then use the pickaxe to take out the section of wall immediately above you. Go through and drop the pickaxe, then pick up the treasure and the second green and blue key.

Go through the spiked doors and collect the treasure in front of you. This will cause another spiked door to appear behind you, but don't worry – you've completed that section. Go down and pick up the last two pieces of treasure, then return to the roundabout.

Go North and duck into the first room you come to (just before the four rooms with the slamming doors). Use the key to open the door, go through and pick up the first piece of the crucifix: You have now completed level one of Ravenskull.

If, when attempting to pick up the crucifix, you get the message *treasure?*, it means that somewhere along the way you have missed one or more of the pieces of treasure.

Unfortunately, this almost certainly means that you will have to start the assault on Castle Ravenskull all over again.

FREE MYSTERY GIFT WITH EVERY ORDER!

AMAZING OFFERS

SCOOP PURCHASE
ELECTRON COMPUTERS
 Includes power supply, aerial lead, user guide and 90 day warranty
ONLY £59.95

VIEW (Word Processor) ~~£29.95~~ **£14.95**
VIEW SHEET (Spreadsheet) ~~£29.95~~ **£14.95**
BUY BOTH £21.95!!

AUGUST SPECIALS
LOGO ROM
~~£59.95~~ **£24.95!**
Plus 3 Games Disc £4.95

Lloytron DATA RECORDERS
 Suitable for the Electron
only £19.95

HOME INTEREST

Crazy Tracer	£6.99	Desk Diary	£6.99
Snapper	£6.99	Graphs & Charts	£6.99
Boxer	£6.99	Theatre Quiz	£14.95
Turtle Graphics	£6.99	Watch Your Weight	£6.99
Chess	£6.99	The Complete Cocktail Maker	£6.99
Business Games	£6.99		

Any Five for Only £7.95

VOLTAGE TWIN JOYSTICKS
 for use with Plus One or BBC
 Normally ~~£19.95~~
Now Only £16.95!

NEW GAMES

Elite - Cass **£9.50!**

Computer Hits 3 or 4
 Acomsoft Hits I or II
 Superior Collection Vol III
 Cass
 Codename Droid*
 Strykers Run
 Crazee Rider*
 Palace of Magic*
 Spittfire
 Play it Again Sam*
 Spellbinder
 Bonecruncher
 Quest
 Play it Again Sam II
 Winter Olympiad
 Skirmish
 Kourtyard
 Spy Cat

Cassette ~~£9.95~~ **£7.45!**
 *3.5" Disc ~~£14.95~~ **£11.50!**

MICROPOWER GAMES

Felix in the Factory	£7.95	Stock Car	£6.95
Croaker	£7.95	Swoop	£7.95
Bumble Bee	£7.95	Jetpower Jack	£7.95
Gauntlet	£7.95	Cybertron Mission	£7.95
Killer Gorilla	£7.95	Galactic Commander	£7.95
Rubble Trouble	£7.95	Moonraider	£7.95
Electron Invaders	£7.95	Bandits at 3 O'Clock	£6.95
Felix Fruit Monsters	£7.95	Adventure	£7.95
Chess	£7.95	Swag	£6.95
Danger UXB	£7.95	Escape from Moon Base	£7.95
Frenzy	£7.95	Ghoul	£7.95
Felix meets the Evil Weevils	£6.95	The Mine	£7.95
		Gyroscope	£7.95

Any Five for Only £7.95

Micropower Magic
 Compilations 1 & 2
 Only
£5.95 each!

Electron Joystick Interface and Software
£14.95

Quickshot II Turbo Joystick
£13.95

Buy Both for only £25.00!

EDUCATION SPECIALS

Unkword Spanish	£14.95	Maths 'O' Level II	£12.05
Unkword Italian	£14.95	Where?	£6.95
Talkback	£6.95	Biology	£12.05
Workshop	£6.95	English	£12.05

BBC & ELECTRON AVAILABLE ANY TWO FOR £3.95

Maths with a Story 1 or 2
 BBC/ELE Cass ~~£11.95~~ **£9.95 each**

The best 4 language programs (set)
 The best 4 maths programs (set)
 BBC/ELE Cass ~~£23.43~~ **£17.95 per set**

LOOK!

ELECTRON PLUS 1 INTERFACE
 only £49.95!
 Plus 1, View & Viewsheet Roms **£69.95!**
 Electron Computer, Plus 1 & View **£109.95!**

Fantastic Offer
Brand New Ferguson 12" Green Screen Monitors (MM02)
Only £59.95
ELECTRON or BBC lead supplied FREE!

Answerback Junior Quiz		£7.95
Answerback Senior Quiz		£7.95
Identify Europe		£6.35
Mini Office I	£5.95	£4.45
Lisp Cartridge	£29.95	£9.95
Lisp Cassette	9.95	£2.95
Me & My Micro Book		£1.00
Advanced User Guide		£2.95
How to Write Adventure Games (Book)	£5.95	£4.75

Name _____
 Address _____

 I Claim my Mystery Gift **EU8**

Wild goose chase

Fox your Electron in this classic board game by CHRIS NIXON

FOX and Geese is a computerised version of the popular board game, but with one or two enhancements.

One player takes the part of the goose, represented by a white pawn, while a second player controls four foxes, represented by black pawns.

The object is simply to prevent the goose from breaking through the line of foxes and reaching the other side of the board.

The goose starts at the top of the board, and the foxes start on the last row at the bottom.

If the four foxes manage to corner the goose so that it cannot move, you have won the game.

In this computerised version, the Electron takes the goose's part, and you have to prevent its passage across the board.

Moves are very simple – all pieces can move just one square diagonally, but the foxes cannot normally move backwards. The first variation in this version is that you will lose by default if you fail to trap the goose within a set number of moves.

This limit on moves is chosen at the start of each game by selecting a difficulty level between one and five. One represents a maximum of 30 moves – for a relatively easy game – while five allows you only 20.

The second difference is that you have a choice as to whether your foxes can move forwards only, or backwards as well.



Purists may scoff at this option, but it provides more variety, and at the same time makes the game easier for younger children.

Furthermore, the number of foxes in play may be set to either three or four, providing yet another level of difficulty. These three options together allow the game to be better matched with individual playing skills.

Once your choices are made, the board will be drawn and the maximum moves allowed displayed. You will then be asked for your first move.

Input is made in the same way as with modern chess computers, that is, a grid reference system is used

where a letter and number represent the horizontal and vertical position of the target piece.

To make this easier, the bottom row of the board is marked with the letters A to H, and the left hand column with the numbers one to eight. Enter the letter representing the piece's column first, followed by the row number.

There is no need to press Return after each entry, as the keyboard is read using the GET function. The Electron will reply very quickly

to your move, and will check at this point whether it has been successfully hemmed in.

If it has, the game will be awarded to you. Otherwise, it moves the goose and checks to see whether it has reached the far edge of the board yet. If so, you lose.

Nine separate rules are built into the goose's strategy, and you may be surprised as to just how wiley it can be. The rules tell it to avoid obvious traps, but if you are patient and devious, you can surprise it.

```

10 REM Fox and Geese
20 REM by Chris Nixon
30 REM (c) Electron User
40 REM
50 IF PAGE=&E00 THEN 100
60 *FX21,0
70 *K.0 *T.IMFORIX=&O(TO
P-PAGE)STEP4:IX!&E00=IX!PAGE
:NEXT:MPAGE=&E00:MOLD:MRUNIM
80 *FX138,0,128
90 END
100 PROCsetup:REPEAT:MODE1
:VDU23;8202;0;0;0;:PROCnewga
me:PROCboard
110 REPEAT:PROCplay:UNTIL
win% OR lose%
120 COLOUR3:COLOUR128:CLS:
IFlose% PRINT"WIN!":FORL
X=200 TO 100 STEP-5:SOUND1,-
10,LX,1:NEXT ELSE PRINT"YOU
"WIN!":FORLX=100 TO 200 S
TEP5:SOUND1,-10,LX,1:NEXT
130 PRINT"ANOTHERGAME?"
(Y/N):REPEAT:GS=GETS:UNTI
LGS="Y"ORGS="N":UNTILGS="N"
140 END
150 DEFPROCsetup:DIM board
X(7,7),foxX(3,1)
160 VDU23,232,0,3,15,31,63
,63,127,127
170 VDU23,233,126,255,255,
255,255,255,255,255
180 VDU23,234,0,192,240,24
8,252,252,254,254
190 VDU23,235,127,255,255,
255,255,255,255,127
200 VDU23,236,255,255,255,
255,255,255,255,255
210 VDU23,237,254,255,255,
255,255,255,255,254
220 VDU23,238,127,127,63,6
3,31,15,3,0
230 VDU23,239,255,255,255,
255,255,255,255,126
240 VDU23,240,254,254,252,
252,248,248,192,0
250 ENDPROC
260 DEFPROCnewgame:VDU19,1
,4,0,0,0,19,2,6,0,0,0,19,3,1

```

```

,0,0,0
270 COLOUR2:COLOUR129:FORY
X=1T03:PRINTTAB(12,YX)STRING
$(17,""):NEXT:PRINTTAB(14,2
)"FOX AND GEES":COLOUR3:COL
OUR128:PRINT"SPC3"By Chris
Nixon - (c) Electron User"
280 COLOUR2:PRINTTAB(4,12)
"Counters move backwards (Y/
N)? ";:PROCkey("YN"):PRINTGS
:IFGS="Y"back%=TRUE ELSE bac
k%=FALSE
290 PRINT"SPC5"Three or
four counters (3/4)? ";:PROC
key("34"):PRINTGS:max%=ASC(G
S)-49
300 PRINT"SPC6"Difficult
y (1-easy 5-hard)? ";:PROCke
y("12345"):PRINTGS:maxmv%=18
+(+(10-(ASC(GS)-49))*2)
310 FORX%=0T0max%:foxX(X%,
0)=X%+2+1:foxX(X%,1)=0:board
X(foxX(X%,0),foxX(X%,1))=1:N
EXT:gxX=4:gyX=7:foxX=0:move%
=1:win%=FALSE:lose%=FALSE
320 CLS:COLOUR3:COLOUR129:
PRINTTAB(33,2)"FOX AND"TAB(3
3,3)" GEESE ":VDU28,33,25,39
,8
330 ENDPROC
340 DEFPROCplay:PROCplayer
:PROCcomputer:move%=moveX+1:
IFmove%=maxmv% lose%=TRUE:EN
DPROC ELSE ENDPROC
350 DEFPROCboard:FORYX=0TO
7:FORXX=0T07:PROCsquare(X%,Y
%):NEXT:NEXT
360 VDU5:GCOL3,2:FORYX=0TO
7:MOVEXX*128+96,31:PRINTCHRS
(65+XX):NEXT
370 FORYX=0T07:MOVE0,YX*12
8+120:PRINTCHRS(49+YX):NEXT
380 FORLX=0T0max%:PROCpiec
e(foxX(LX,0),foxX(LX,1),1):N
EXT:PROCpiece(gxX,gyX,2):END
PROC
390 DEFPROCsquare(X%,Y%):G
COLB,((X%MOD2)EOR(Y%MOD2))+1
:MOVEXX*128,YX*128:PLOT1,0,1
24:PLOT1,124,0:PLOT81,-124,-
124:PLOT81,124,0:boardX(X%,Y
%)=0:ENDPROC
400 DEFPROCpiece(X%,Y%,TX)
:VDU5:MOVEXX*128+17,YX*128+1
1:IFTX=2 GCOL0,3 ELSE GCOL0
,0
410 VDU232,233,234,10,8,8,
8,235,236,237,10,8,8,8,238,2
39,240:VDU4:boardX(X%,Y%)=TX
:ENDPROC
420 DEFPROCwipe(X%,Y%):GCO
L0,POINT(XX*128+8,YX*128+4):
VDU5:MOVEXX*128+17,YX*128+1
1:VDU232,233,234,10,8,8,8,23
5,236,237,10,8,8,8,238,239,2
40:VDU4:boardX(X%,Y%)=0:ENDP
ROC
430 DEFPROCplayer:REPEAT:C
OLOUR3:COLOUR128:CLS:PRINT'L
osing"Move ";maxmv%":COL
OUR2:COLOUR129:PRINT"Move ";
move%":COLOUR128:PRINT" E
NTER" MOVE:" :CHRS13
;
440 COLOUR1:COLOUR131:PROC
key("ABCDEFGH"):PRINTGS;:X1%

```

```

=ASC(GS)-65:PROCkey("1234567
8"):PRINTGS;:COLOUR2:COLOUR1
28:PRINT" ";
450 COLOUR1:COLOUR131:Y1%=
ASC(GS)-49:PROCkey("ABCDEFGH
"):PRINTGS;:X2%=ASC(GS)-65:P
ROCKey("12345678"):PRINTGS:Y
2%=ASC(GS)-49
460 IF boardX(X1%,Y1%)<>1
OR boardX(X2%,Y2%)<>0 OR ABS
(X2%-X1%)<>1 OR (back% AND A
BS(Y2%-Y1%)<>1) OR ((NOT bac
k%)AND Y2%<Y1%) UNTIL0
470 UNTILTRUE:foxX=-1:REPE
AT:foxX=foxX+1:UNTILfoxX(fox
X,0)=X1% AND foxX(foxX,1)=Y1
%:PROCwipe(X1%,Y1%):PROCpiec
e(X2%,Y2%,1):foxX(foxX,0)=X2
%:foxX(foxX,1)=Y2%:ENDPROC
480 DEFPROCkey(AS):REPEAT:
GS=GETS:P%=INSTR(AS,GS):UNTI
LPX>0:SOUND1,-10,198,2:ENDPR
OC
490 DEFPROCcomputer
500 REM **** RULE 1 ****
510 choice%=RND(2)
520 IF choice%=2 IF gxX>0
IF gyX=1 IF boardX(gxX-1,gyX
-1)=0 PROCwipe(gxX,gyX):gxX=
gxX-1:gyX=gyX-1:PROCpiece(gx
X,gyX,2):lose%=TRUE:ENDPROC
530 IF gxX<7 IF gyX=1 IF b
oardX(gxX+1,gyX-1)=0 PROCwip
e(gxX,gyX):gxX=gxX+1:gyX=gyX
-1:PROCpiece(gxX,gyX,2):lose
%=TRUE:ENDPROC
540 IF choice%=1 choice%=2
:GOTO520
550 REM **** RULE2 ****
560 choice%=RND(2)
570 IF choice%=2 IF gxX>1
IF gyX>1 IF boardX(gxX-1,gyX
-1)=0 IF boardX(gxX-2,gyX-2)
=0 PROCwipe(gxX,gyX):gxX=gxX
-1:gyX=gyX-1:PROCpiece(gxX,g
yX,2):ENDPROC
580 IF gxX<6 IF gyX>1 IF b
oardX(gxX+1,gyX-1)=0 IF boar
dX(gxX+2,gyX-2)=0 PROCwipe(g
xX,gyX):gxX=gxX+1:gyX=gyX-1:
PROCpiece(gxX,gyX,2):ENDPROC
590 IF choice%=1 choice%=2
:GOTO570
600 REM **** RULE3 ****
610 IF gxX>2 IF gyX>1 IF g
yX<7 IF boardX(gxX-1,gyX+1)=
0 IF boardX(gxX-3,gyX-1)=2 I
F boardX(gxX-2,gyX-2)=1 IF b
oardX(gxX,gyX-2)=1 PROCwipe(
gxX,gyX):gxX=gxX-1:gyX=gyX+1
:PROCpiece(gxX,gyX,2):ENDPRO
C
620 IF gxX<5 IF gyX>1 IF g
yX<7 IF boardX(gxX+1,gyX+1)=
0 IF boardX(gxX+3,gyX-1)=1 I
F boardX(gxX+2,gyX-2)=1 IF b
oardX(gxX,gyX-2)=1 PROCwipe(
gxX,gyX):gxX=gxX+1:gyX=gyX+1
:PROCpiece(gxX,gyX,2):ENDPRO
C
630 REM **** RULE4 ****
640 IF gxX>0 IF gyX>1 IF b
oardX(gxX-1,gyX-1)=0 IF boar
dX(gxX,gyX-2)=0 PROCwipe(gxX
,gyX):gxX=gxX-1:gyX=gyX-1:PR
OCpiece(gxX,gyX,2):ENDPROC

```


```

650 IF gxX<7 IF gyX>1 IF b
oardX(gxX+1,gyX-1)=0 IF boar
dX(gxX,gyX-2)=0 PROCwipe(gxX
,gyX):gxX=gxX+1:gyX=gyX-1:PR
OCpiece(gxX,gyX,2):ENDPROC
660 REM **** RULE5 ****
670 IF gxX>1 IF gxX<7 IF g
yX>1 IF gyX<7 IF boardX(gxX+
1,gyX+1)=0 IF boardX(gxX-2,g
yX)=1 IF boardX(gxX-2,gyX-2)
=1 IF boardX(gxX,gyX-2)=1 PR
OCwipe(gxX,gyX):gxX=gxX+1:gy
X=gyX+1:PROCpiece(gxX,gyX,2)
:ENDPROC
680 IF gxX<6 IF gxX>0 IF g
yX>1 IF gyX<7 IF boardX(gxX-
1,gyX+1)=0 IF boardX(gxX+2,g
yX)=1 IF boardX(gxX+2,gyX-2)
=1 IF boardX(gxX,gyX-2)=1 PR
OCwipe(gxX,gyX):gxX=gxX-1:gy
X=gyX+1:PROCpiece(gxX,gyX,2)
:ENDPROC
690 REM **** RULE6 ****
700 IF gxX>1 IF gyX>1 IF g
yX<7 IF boardX(gxX-2,gyX-2)=
1 IF boardX(gxX-1,gyX+1)=0 P
ROCwipe(gxX,gyX):gxX=gxX-1:g
yX=gyX+1:PROCpiece(gxX,gyX,2
):ENDPROC
710 IF gxX<6 IF gyX>1 IF g
yX<7 IF boardX(gxX+2,gyX-2)=
1 IF boardX(gxX+1,gyX+1)=0 P
ROCwipe(gxX,gyX):gxX=gxX+1:g
yX=gyX+1:PROCpiece(gxX,gyX,2
):ENDPROC
720 REM **** RULE7 ****
730 IF gxX=6 IF gyX<7 IF b
oardX(gxX-1,gyX+1)=0 IF boar
dX(gxX+1,gyX-1)=0 IF boardX(
gxX,gyX-2)=1 PROCwipe(gxX,gy
X):gxX=gxX-1:gyX=gyX+1:PROCP
iece(gxX,gyX,2):ENDPROC
740 IF gxX=1 IF gyX<7 IF b
oardX(gxX+1,gyX+1)=0 IF boar
dX(gxX-1,gyX-1)=0 IF boardX(
gxX,gyX-2)=1 PROCwipe(gxX,gy
X):gxX=gxX+1:gyX=gyX+1:PROCP
iece(gxX,gyX,2):ENDPROC
750 REM **** RULE8 ****
760 choice%=RND(2)
770 IF choice%=2 IF gxX>0
IF boardX(gxX-1,gyX-1)=0 PRO
Cwipe(gxX,gyX):gxX=gxX-1:gyX
=gyX-1:PROCpiece(gxX,gyX,2):
VDU7:ENDPROC
780 IF gxX<7 IF boardX(gxX
+1,gyX-1)=0 PROCwipe(gxX,gyX
):gxX=gxX+1:gyX=gyX-1:PROCPi
ece(gxX,gyX,2):VDU7:ENDPROC
790 IF choice%=1 choice%=2
:GOTO770
800 REM **** RULE9 ****
810 choice%=RND(2)
820 IF choice%=2 IF gxX>0
IF gyX<7 IF boardX(gxX-1,gyX
+1)=0 PROCwipe(gxX,gyX):gxX=
gxX-1:gyX=gyX+1:PROCpiece(gx
X,gyX,2):ENDPROC
830 IF gxX<7 IF gyX<7 IF b
oardX(gxX+1,gyX+1)=0 PROCwip
e(gxX,gyX):gxX=gxX+1:gyX=gyX
+1:PROCpiece(gxX,gyX,2):ENDP
ROC
840 IF choice%=1 choice%=2
:GOTO820
850 win%=TRUE:ENDPROC

```



Turn to port is a good move



In Part I of his latest project, JOE PRITCHARD introduces the Plus 1's cartridge expansion ports

WE take our leave of the analogue to digital converter of the Plus 1 for a while, as we begin a study of its cartridge slots.

These are designed primarily to hold rom cartridges, allowing the Electron to make use of rom software, even though it hasn't got the spare rom sockets possessed by the BBC Micro.

The boffins at Acorn obviously considered cartridges to be a good idea, as they incorporated similar cartridge slots – which are almost identical in specification – into the BBC Master.

Some games, several languages and some applications programs such as Iso-Pascal and View have been available on cartridge format for a long time, and have proved quite popular with Electron users.

This is because cartridge-based programs don't require any of the Electron's internal ram for program

storage – it's left completely free to hold any data needed by the rom software.

However, while the cartridge slots were originally intended for this purpose alone, they can be used for many other applications, thanks to a variety of control signals being present in each slot.

All the address lines of the 6502 microprocessor and the data bus – the internal connections which carry numbers and program instructions around the innards of the computer – are present in the cartridge ports.

Indeed, the connections made available to us are very similar to those on the BBC Micro's 1MHz bus, and several hardware manufacturers have made good use of this fact to produce cartridges that contain additional useful peripheral devices, such as I/O ports and joystick adaptors.

In fact, I reviewed the

Project Expansions I/O port in the March 1987 issue of *Electron User*, and this device was designed to be plugged into a cartridge slot.

Hardware add-ons can also be connected to the Electron via the expansion slot that the Plus 1 plugs into, so why not use this for interfacing instead? The reasons are:

- Some of the connections available at the slots are only available from the Electron by combining other signals together. If we used the edge connector, we'd have to do this ourselves, thus making our circuits more complicated.

- You've probably noticed that after plugging in the Plus 1, the expansion slot is no longer available for anything else. There are ways around this, but it's much easier to leave it alone and use the cartridge slots.

Before proceeding fur-

ther, some new terminology needs to be introduced. When discussing the signals available to us at the cartridge ports, the following terms will be used:

- **High:** A signal at logic one, or 5V.

- **Low:** A signal at logic zero, or 0V.

- **Active high:** A signal that is normally at 0V, but which goes high when in use.

- **Active low:** A signal which is normally high, but which goes to 0V when it is in use. In diagrams, an active low signal is often written with a horizontal line above the name of the signal.

- **Address line:** A connection to the 6502 microprocessor used to address the memory map of the computer.

The Electron, as you're probably aware, has 65536 bytes of memory available, with roughly half taken up by ram and half by rom.

Sixteen address lines are

needed to handle this, labelled A0 to A15, and a particular memory location is selected by placing a pattern of 5V and 0V signals upon these address lines, where 5V represents a one and 0V represents zero.

The actual address selected by a given pattern on the address lines is given as follows:

Assume that A1, A2, and A7 are all 1 while the other address lines are all set to 0.

The address selected is $2 \uparrow 1 + 2 \uparrow 2 + 2 \uparrow 7$, which is address 134 in memory. If A15 had also been set to one, the address selected would be $2 \uparrow 1 + 2 \uparrow 2 + 2 \uparrow 7 + 2 \uparrow 15$, which is 32902.

● **Data line:** A connection to the 6502 microprocessor in the Electron used to carry data or program instructions between the memory and the 6502. There are eight, labelled D0 to D7.

● **Control line:** These are signals generated by the 6502 to organise the workings of the computer. For example, a particular control line will determine whether a selected address is to be read from or written to.

● **Memory pages:** The Electron memory is said to be split into pages. Don't confuse this with paged ram or paged rom. An Electron memory page is 256 bytes long, so page zero is from address zero (&00) to 255 (&FF), page one from 256 (&100) to 511 (&1FF) and so on.

Sorry about all that – I don't intend to turn the article into a dictionary of computing terms. Let's now move on to examine a cartridge slot in detail.

Physically, the connection method used is a double sided, 22 way, 0.1 inch pitch edge connector. Anything that is to plug into the cartridge slot must be built in such a way that the connections on the add-on circuit are linked to the correct pins on the cartridge slot.

If you examine the business end of any rom cartridges, you'll see that manufacturers achieve this by using a double sided

printed circuit board and bringing the connections out to the edge of the board.

Normal 0.1 inch veroboard cannot be used to make the connection, because the copper strips are only on one side – the cartridge slot needs connections to be made on both sides of any circuit board inserted into the slot.

Don't worry, though. When we come to look at some practical circuits, I'll describe some construction techniques that will allow us to make full use of the slot without difficulty.

Those of you who are micro veterans will remember the 16k ram packs available for the ZX81. These interfaced to the machine in the same way that cartridges do with the Plus 1, but were notoriously prone to crashes as the ram pack wobbled, causing intermittent connections.

Fortunately the cartridge slot in the Electron isn't prone to this sort of problem, as the Plus 1's body offers support to cartridges plugged into the machine.

Most reference books refer to the side of the slot that is closest to the keyboard as the near – or B – side and the side closest to the back of the Electron as the far – or A – side.

The most useful connections available are:

A22, B22 – the zero volt lines. All add-ons connect their 0V lines to one of these points. These are internally linked to one another, and to the digital and analogue grounds of the ADC.

A1, B1 – the +5V lines. These are used as the power sources for add-ons that are to be using the cartridge slot.

The Electron power supply is capable of sourcing about 50mA for simple circuits, but for more complex devices it's a good idea for them to provide their own power.

B9 – the -5V line. Some devices, such as analogue to digital converter chips, require a -5V as well as a +5V supply. This, however, can only give us 20mA, and you should take care when

using it.

A20 – the +5V line. This isn't the same as the 5V lines discussed above – the 5V offered here is via a 4.7k resistor.

All eight of the 6502 data lines are made available to the user at the cartridge slot. These are arranged as follows:

D0	B19
D1	B21
D2	B20
D3	B3
D4	B9
D5	B8
D6	B7
D7	B6

These lines assume a value of 5V when carrying logic one, and 0V when carrying logic zero. However, they cannot supply much current, and the only things which we can safely connect to them are suitable logic chips, which I'll discuss next month.

Under no circumstances should you try and use the data lines to drive things like LEDs or relays directly, or through transistor switches. At best you'd crash the computer, at worst you could quite easily seriously damage the Electron.

The values on the data lines are changing all the time, flipping from zero to one, as different pieces of data are passed around the computer system.

In addition, sometimes the data lines will be carrying data from the memory to the 6502, and at other times they will be carrying information from the 6502 to memory. The eight data lines are collectively called the data bus.

Although the 6502 has 16 address lines, they're not all bought out to the cartridge slot.

Instead, we get the lines A0 to A13 and two extra address lines, called NPFC – Not Page &FC – and NPFD – Not Page &FD.

The address lines A0 to A13 function as described above, and they always carry information away from the 6502 processor to the rest of the computer system. Collectively they are

referred to as the address bus.

A0	-	B18
A1	-	B17
A2	-	B16
A3	-	B15
A4	-	B14
A5	-	B13
A6	-	B12
A7	-	B11
A8	-	A5
A9	-	B5
A10	-	B2
A11	-	B4
A12	-	A7
A13	-	A6

NPFC – pin A14 on cartridge slot – goes from 5V to 0V whenever the 6502 uses memory page &FC, which includes all addresses from &FC00 to &FCFF.

On an Electron, some of this page is used by the system and other parts of it are left on one side for the user to add his or her own devices into this area.

Thus by combining this signal together with some of the address signals using suitable logic gates, we can design a circuit that shows up at a particular location in page &FC. This is known as memory mapping a hardware device.

Of particular interest to us are the addresses from &FCB0 to &FCBF, which are provided to cater for the addition of a 6522 VIA, of the type used by the BBC Micro in its user port.

Also of interest are the addresses from &FCF0 to &FCFE, which are available for anything we care to think of. All other page &FC locations have been earmarked by Acorn for a particular function.

NPFD goes low whenever a memory address in the range &FD00 to &FDFF is accessed by the Electron. This page is intended to be used as an extended memory space, allowing access to 64k of ram or rom in 256 byte chunks. However, this memory is painfully slow to use.

● *Next month we'll look at control signals, and see how we can build a very simple input port to allow the Electron to read digital signals from the outside world via a cartridge slot.*

E-x-p-a-n-d-i-n-g horizons

ROLAND WADDILOVE examines a new rom expansion cartridge

ONE of the first, and now the most common, way of expanding the basic Electron and Plus 1 is with a rom expansion board of some sort.

There are two main types: Those that fit inside the Plus 1, like the AP6, reviewed in the May 1988 issue of *Electron User*, and those that plug into one of the two cartridge sockets.

This latter type is by far the most common, and now Jafa Systems has added its own cartridge – the Romplus-144 – to the half dozen or so already available. So what advantages does this offer?

The problem with rom expansion boards that plug into the cartridge slots is that only two roms can be mapped into each. The rear socket can hold roms zero and one, while the front socket can hold roms two and three.

The Jafa cartridge, constructed in matching Acorn cream plastic, contains nine sockets. One houses the Romplus-144 operating system, and in the review cartridge another contained a 32k ram chip – an optional extra.

This leaves seven sockets free for your roms. However, the Electron will only allow two roms per cartridge slot. The purpose of the Romplus operating system – which occupies one position – is to control selection of one of the seven other roms, or the ram chip.

There are several new star commands, and *HELP ROMEX prints a list, plus all the roms present. To select a rom *RSELECT is used. This resets the Electron, so care is needed when using it.

The Help message of any rom can be printed with *RHELP, and a command passed to a non-selected rom with *RCOMMAND. A rom can be disassembled with a fairly basic utility called with *RDISASSEMBLER, and can be saved to disc or tape with *RSAVE.

You can load rom images into the 32k ram chip with *RLOAD, and then the chip

can be selected like any other rom.

Two 16k roms can be loaded into the 32k ram with *RSUBSTITUTE, and this command locks out the Romplus operating system, enabling both ram-based roms to be initialised.

The 32k ram in the Romplus can be used as a ram disc, emulating the rom filing system. Its small size severely limits its usefulness, but for what it's worth, you can *BUILD text files, print them with *TYPE, copy from/to tape or disc with *COPY and *DUMP, and delete files with *DELETE.

These commands are filing system sensitive. So if you've selected the disc filing system, the ram commands are ignored, and are only used when the rom filing system is selected with *ROM.

Alternatively, you can use the ram as a 16k printer buffer. It is selected with the command *RBUFFER, and

cleared with *RPURGE. A large printer buffer enables you to carry on working while printing a large text file or program listing.

I liked the Romplus-144, though it does have its faults. Like all other cartridge-based rom expansion units, it takes up a valuable slot that you might need for a disc drive, user port and so on. And the screws in the Romplus case were so large I had to remove them to get it to slide into the slot.


A utility for saving roms isn't included with the hardware, and this could pose problems for some users trying to save cartridges like View, or Logo to disc. However, Jafa can provide one for an additional £2. I would like to

see this included with the hardware, particularly the Romplus with ram option fitted.

A minor improvement could be made when cataloguing the ram disc. The free space in bytes is printed in hex, and would be better in decimal.

These niggles are quite minor, and the Romplus-144 is an excellent add-on for anyone wishing to expand the capabilities of their Electron and Plus 1.

Product: Romplus-144
Price: £39 + £15 for ram option
Supplier: Jafa Systems, 9 Lon-Y-Garwa, Caerphilly, Mid-Glamorgan CF8 1NL.
Tel: 0222 887203



ICARUS

£9.95
cassette
BBC Model B, B+,
Master and Electron

£11.95 disc
BBC series:
5 1/4" or 3 1/2"



Split-screen action with different views for each player. When you are both in the same area the views are the same.

Crack the code to the forcefield, pass through the portals to raid the area of valuable credits, then head for the lift.

Now **TWO**
can play – and
experience ...

THE CHALLENGE OF A LIFETIME!

Starship Icarus is plummeting towards the sun, and the only hope of averting the impending cataclysm is for you to teleport on board, disable the master computer and regain control ...

This spectacular fast-action game has a unique split-screen which means that one player can complete the game on his own – or play simultaneously with a friend – to fight the trigger-happy droids which infest the ship. With 20 levels of nerve-racking excitement, forcefields, mines,

electronic doors, emergency lifts, movable walls, and opportunities to build up your armour, blaster and health ratings, this is one game you won't complete in a few weeks!

There can be no doubt that Icarus, with its incredible one- or two-player action, is one of the most exciting games ever created for the BBC Micro and Electron.

Check it out for yourself – and take up the challenge!

STOP PRESS

What the press have said:

"The best game out for the BBC this year"
– Micronet 8000

"With software of this calibre, Mandarin is destined for the top"
– Micro User, July 1988

"Icarus is superb"
– Electron User, June 1988

MANDARIN

SOFTWARE

Europa House, Adlington Park,
Adlington, Macclesfield SK10 4NP.

TELEPHONE ORDERS: 0625 879920 ENQUIRIES: 0625 879940

Available from all good stockists or order direct by sending a cheque or postal order made payable to Mandarin, together with your name and address. Access or Visa owners: Phone our hotline or send your card number with your order. Price include P&P.

PRES

THE ADVANCED PLUS 3

Now you can turn your Electron & +1 into a full disc system – no more waiting for tape loading or 'bad block/data?' messages. A.P.3. gives you . . .

1. A fully Acorn compatible 1770 interface
2. 80 track 3.5" disc drive, as used by Acorn (320k capacity)
3. Separate PSU
4. Acorn ADFS
5. Welcome disc
6. Utilities
7. Full documentation
8. All the advantages of the original Plus 3 PLUS extra ROM socket.

UNBEATABLE PRICES

OUR TOP SELLING PRODUCT

All this without dramatically increasing the required desk space! Now well into the SECOND THOUSAND production.

Remember – 2nd drives (3.5 or 5.25) can be added and the AP3 drive can be used on a BBC or Master computer! Also most Electron disc-based software is supplied on 3.5" ADFS discs.

The only fully compatible disc upgrade running Acorn's own preferred filing system (supplied on: Plus 3, Master 128, Master Compact and now the Archimedes)

****EXTRA BONUS****

3 games on disc – SNAPPER – DRAUGHTS – REVERSI

COMPLETE PACKAGE ONLY

£99.00 excl VAT; £113.85 inc VAT

ADVANCED PLUS 1 . . . The plus 1 is the main expansion for the Electron. It provides the Centronics parallel printer, printer port, joystick interface and 2 cartridge slots into which go ROM cartridges including View, Viewsheet, Pascal, Logo and our own popular AP4 disc upgrade.
£43.43 excl VAT; £49.95 inc VAT

ADVANCED PLUS 6 . . . a fully buffered 6 ROM expansion module for the Electron user. AP6 is fitted inside the advanced Plus 1 or a modified Acorn Plus 1 (when used with the Acorn Plus 3, 5 ROM sockets are available). All sockets are designed to accept either ROM/EPROMS or RAM chips. A further feature is the optional AP7 upgrade.
"A marvellous piece of design . . . don't hesitate, buy it!" – *EU, May '88*
£33.00 excl VAT; £37.95 inc VAT

UPGRADE SERVICE for the original Acorn Plus 1 to Advanced Plus 1 and AP6. This will provide all the benefits of AP6 and also includes the printer circuit modification for some modem printers. (AP6 can be fitted to original Plus 1 by users with soldering experience) for upgrade service add £7.00 + VAT to AP6 price ie
£40.00 excl VAT; £46.00 inc VAT

Incl. Mod, Fitting + Testing & Carriage. Send to:
P.R.E.S. Service Department, PO Box 34, Bradford BD17 6DE

ADVANCED ROM ADAPTER 2

An Acorn approved cartridge containing a card with special 'zero' profile sockets that allow you to fit compatible 8k or 16k EPROMS/ROMS. The cartridge is fully enclosed providing complete protection for your ROMS. Simple to use – No switching – complies fully to the Acorn (sideways) Rom filing system.

"The best ROM cartridge is by far the ARA 2...A&B Dec 86
£13.00 excl VAT; £14.95 inc VAT

ADVANCED BATTERY-BACKED RAM

A standard Acorn approved cartridge but containing 32k (2 x 16k) of sideways RAM. The added bonus is the battery-backed feature that holds the RAM contents when the power is switched off! Different ROM images can be loaded into either bank from ROM images previously saved. The banks can also be locked to imitate ROM use. Now it is possible to have View & ViewSheet in one cartridge every time you switch on. Other uses include &E00 ADFS, printer buffer, ROM software development. The use of ABR is simplified by the newly written PRES software utilities which include:- SaveROM, LoadROM, Lock, Unlock, Printer Buffer, Zero and MakeROM a new utility to put your own software from disc or tape into ABR & use the ROM filing system. All software is supplied in ABR with a simple menu to transfer the utilities to your own media. No hardware switching – totally software controlled. Instructions for using supplied software and necessary information for users developing their own applications.

"It's a superb add-on and a must for all serious Electron users". . . *Electron User*

£34.77 excl VAT; £39.95 incl VAT

ADVANCED QtrMeg RAM

A quarter megabyte is a whole 256k of extra sideways RAM. AQR provides this in a standard size, Acorn approved cartridge. Although ROM images can be loaded (with the appropriate software) into the various 16 banks of 16k RAM; AQRs primary and best use is as a RAM DISC. On an Electron this is achieved by using our ADFS 1.1 or ADFS &E00, both supplied with the necessary initialisation software to configure AQR as a 256k RAM DISC (the latter also regains 3.75k of main user memory on a Plus 3 system).

£69.52 excl VAT; £79.95 inc VAT

ADVANCED PLUS 2 ROM

We feel this is one of the best, low cost, additions we have produced for the Electron & +1 user, especially for Plus 3, AP3 & ABR users.

Now with this easy to fit upgrade you can add:

1. Fix for Tape filing system in Hi-res screen modes.
2. *ROMS – to display all ROMs/ROM images present on the system.
3. *UNPLUG – disable ROM/RAM image.
4. *INSERT – enables or inserts a previously unplugged ROM.
5. *KILL – to totally disable the Plus 1.
6. *LOCK – to lock a sideways RAM bank in ABR, AQR, AP7.
7. *LROMS – to lock all sideways RAM banks found.
8. *UNLOCK – to unlock a sideways RAM bank in ABR, AQR, AP7.
9. *UROMS – to unlock all sideways RAM banks found.
10. *SAVEROM – saves a copy of a ROM image to the current filing system.
11. *LOADRUN – loads a ROM image from the current FS into a RAM bank.
12. *FORMAT – will format an ADFS disc for Plus 3 or AP3.
13. *VERIFY – reads and tests every sector on an ADFS disc.
14. *VFORM – formats and verifies an ADFS disc in one command.
15. *BUILD – creates a text file that can be used by *EXEC (ie !BOOT).
16. *LIST – displays a numbered listing of a text file.
17. *TYPE – displays a file on screen with no line numbers.
18. *DUMP – to view a file's contents on screen.
19. *LANG – selects a default language to be booted on <CTRL-BREAK>
20. *HELP – provides a full 'help' list on all the ROM's commands
****STOP PRESS****
21. *AQRPAGE – selects the specified page in any AQR present.

Now there is no need to search for your utilities disc every time you want to Format/Verify a disc, Build a !Boot file or Lock/unlock/Load a ROM image into ABR PLUS much more . . . the ideal companion from the company that produces the Acorn Plus 1.

£11.00 ex VAT; £12.65 inc VAT

"The AP2 is the definitive Plus 1 Rom. . . I'm not sure what I'd do without it. . . Like all of PRES'S other products it's been well worth waiting for." *EU July '88*

NEW ** USER PORT **

A new low cost unit for those who just require a user port interface. Supplied in a standard size, Acorn approved cartridge, with the standard connector on top. Inside is a spare ROM socket which can also be configured for high priority use such as mouse software.

£19.99 ex VAT; £22.95 inc VAT

NEW ** ADVANCED PRINTER BUFFER

Newly written software from PRES that will use sideways RAM (ie ABR) to take text on its way to a printer from the computer & then continue to 'feed' the printer on demand while the computer is freed as soon as it has delivered up to 14k of text to the buffer. As printers are much slower than computers, this means you can carry on editing text in View while the printer takes text from the buffer at its own speed. Included are commands to turn the buffer ON/OFF, purge the buffer, control the effect <ESCAPE> has on the buffer and produce a buffer status report. Supplied on 3.5" ADFS or 5.25" DFS disc.

£9.00 ex VAT; £10.35 inc VAT

NEW LOW PRICES

NOW AVAILABLE - AP7
Ring for details

ADFS VERSION 1.1

Suitable for existing Plus 3 or A.P.4 users. This new version has the software fixes for Zsysshelp, write protect disable & compaction. Also Winchester code has been replaced with the necessary driving software to handle AQR as a 256k RAM DISC. Please note - ADFS is Acorns adopted standard filing system supplied on the Plus 3, Master 128, Master Compact & now the Archimedes. Supplied on 16k ROM with Welcome disc & utilities. Please state 3.5"/5.25" welcome disk.

£14.95 ex VAT; £17.19 inc VAT
(ADFS manual supplied separately)

ADFS E00

For Electron users with either Plus 3 or A.P.4 and 32k of S/W RAM i.e. ABR. All the benefits of ADFS but without all the loss of RAM! Includes all the software 'fixes' as in version 1.1 as well as the AQR/RAM DISC code and an 'FX' call for managing the new & original ADFS. One of the most frequent questions we are asked: "How do I get back the memory lost on my Plus 3 system?" Answer: PRES ADFS & E00 regains 3.75k leaving page @ & E00 the same as Tape!

ADFS E00 supplied; 3.5" ADFS (manual available separately)

£14.95 ex VAT; £17.19 inc VAT

5.25" ADFS (manual avail. sep.) £14.00 ex VAT; £16.10 inc VAT
5.25" DFS (2 discs+ADFS manual) £19.00 ex VAT; £21.85 inc VAT
(See Special Package Prices)

PRES ABR SOFTWARE

The new PRES ABR software now available separately containing: SaveROM, LoadROM, Lock, Unlock, Printer Buffer, Zero and MakeROM a new utility to put our own software from disc or tape into ABR & use the ROM filing system. Supplied on 3.5" ADFS or 5.25" DFS disc.

3.5" £9.99 ex VAT; £11.49 inc VAT
5.25" £8.99 ex VAT; £10.34 inc VAT

ADVANCED GAMES COMPENDIUMS - ON DISC

With so many of our products providing more 'serious' add-ons for the Elk; we thought it was time to allow easy access to some of the favourite games ON DISC! . . . Three volumes of popular games, previously only available on tape, now 'instantly' loadable from menu on disc. Each volume contains EIGHT menu selectable games. Available on 3.5" ADFS or 5.25" DFS.

Vol. I	Vol. II	Vol. III
Invaders	Felix and the Fruit	Danger USB
Jet Power Jack	Monsters	Ghouls
Killer Gorilla	The Mine	Felix and the Evil
Stock Car	Rubble Trouble	Weevils
Bandits @ 3	Swag	Adventure
Bumble Bee	Cybertron Mission	Positron
Croaker	Moonraider	Swoop
Felix in the	Frenzy	Chess
Factory	Escape Moonbase	Galactic Command
	Alpha	

3.5" £9.99 ex VAT each volume; £11.49 inc VAT
5.25" £8.99 ex VAT each volume; £10.34 inc VAT

DISC DRIVES

	Ex VAT	+VAT
Cumana 5.25" dbl/sided 40/80 track, switchable, inc. psu.	£129.56	£149.00
Cumana 5.25" sing/sided 40 track, inc. psu.	£112.17	£129.00
Cumana 3.5" dbl/sided 80 track, inc. psu.	£112.17	£129.00
PRES special 3.5" sing/sided 80 track, inc. psu.	£59.00	£67.85

DISCS

3.5" 10 in plastic library box - ideal for Plus 3 users	£19.95
5.25" 10 dbl/sided dbl/dens.	£12.99
5.25" 10 sing/sided sing/dens.	£8.99
5.25" Twin Gift Pack	£1.49

VIEW CARTRIDGE . . . the Acornsoft word processor for the Electron and Plus 1. Inc. full documentation. . . . £14.95
VIEWSHEET CARTRIDGE . . . the Acornsoft spreadsheet for the Electron and Plus 1. Inc. full documentation. . . . £14.95
VIEW & VIEWSHEET . . . both products as above 'special price'. . . . £22.00
LISP CARTRIDGE . . . the Acornsoft language cartridge for the Electron and Plus 1. . . . £9.99

ACCESSORIES

ELECTRON POWER SWITCH

For those who are fed up with removing the power connector every time when resetting the computer or for those whose jack-plug connector has become unreliable by removing the power at random! This useful accessory provides a double-pole in-line switch with a new power jack-plug already attached: just connect to the existing lead, having removed the old jack-plug.

£3.96 ex VAT; £4.55 inc VAT

AP3 2nd DRIVE LEAD

Replaces existing drive cable with one containing an extra connector for adding a second drive configured as Drive 1.

£5.96 ex VAT; £6.85 inc VAT

PLUS 3 2nd DRIVE ADAPTOR

Converts the fitting at the back of the original Acorn Plus 3, to take a standard disc drive connector when adding a second drive which has been configured to Drive 1.

£6.91 ex VAT; £7.95 inc VAT

A.D.F.S Guide Manual £5.00

SPECIAL PACKAGE PRICES

AP1 + AP3	£130.39 ex VAT	£149.95 inc VAT
AP1 + AP6	£69.52 ex VAT	£79.95 inc VAT
AQR + ADFS 1.1	£78.00 ex VAT	£89.70 inc VAT
ABR + 3.5" ADFS E00	£44.30 ex VAT	£50.95 inc VAT
ABR + 5.25" ADFS E00	£43.33 ex VAT	£49.95 inc VAT
ABR + 5.25" DFS (ADFS E00)	£47.00 ex VAT	£54.95 inc VAT

MUSIC 5000 - NOW AVAILABLE

The popular BBC Music System - Music 5000 for the Electron - provides mixing desk, stave editor etc.

Please call for details and requirements.

£99.00 ex VAT; £113.85 inc VAT

NEW PRODUCT

Adventure games 5 on each disc for Electron users:- Ultimate Prize, Dreamtime, Pirates Peril, Taroda Scheme + Stranded
3.25" ADFS £6.95 ex VAT; £7.99 inc VAT

THE TIMES COMPUTER CROSSWORD VOLUME 1

	Ex VAT	+VAT
ADFS 5.25"	£13.00	£14.95
ADFS 3.5"	£13.00	£14.95
DFS 5.25"	£11.26	£12.95
Cass	£8.65	£9.95

***** NEW *****

AP3 INTERFACE ONLY £52.00 ex VAT £59.80 inc VAT

PRINTER

Printer ideal for Electron Plus 1. Panasonic KX-P1081 Graphic Epson Compatible NLQ ready to connect including cable, delivery and VAT
£155.65 ex VAT £179.00 inc VAT

ELECTRON ADVANCED USER GUIDE . . . further reading and information for the Electron user. . . . £3.95
ELECTRON ASSEMBLY LANGUAGE . . . book by Bruce Smith containing many examples of how to program in assembler. . . . £2.95
Software on disc for the above 3.5" ADFS £3.50 - 5.25" DFS £2.50

COMING SOON

ADVANCED PLUS 7 . . . upgrade for AP6 allows for 2 banks of 16k battery backed sideways ram which can be fully write protected.
BASIC EDITOR+ . . . the ultimate basic toolkit for the Electron. £TBA
1MHZ bus, . . . a new single 1MHZ bus in standard size cartridge at a budget price . . . £TBA

Please send order to:-
P.R.E.S. LTD.,
6 Ava House, High Street,
CHOBHAM, Surrey, England.
GU24 8LZ. Tel: 0276 72046
(Mail order only)
All our prices include
UK delivery & VAT



(in event of any query - please include your tel. no.)

Product	Qty	@	Total
Name			
Address			
Postcode			
Tel:			I enclose payment for £
Credit Card No.:			Exp date (Ref E107)

SOLITAIRE has always been one of my favourite puzzles. Unlike some other patience-type games usually involving cards, it never seems to lose its attraction.

It comes in a variety of forms, ranging from a large plastic dish with depressions in which you place marbles, to small pocket sets which use plastic pegs.

Here is yet another version of Solitaire, this time in a computerised form to allow its many delights and frustrations to be experienced on your Electron.

The idea is simple. You fill the board with 32 pegs, but leave the middle hole empty. Then each peg must be removed by jumping an adjacent peg over it into an empty hole.

To solve the puzzle properly, the last peg must end up in the centre hole, which was left empty at the start of

In solitary pursuit of a solution

Put your logic to the test with **CHRIS NIXON's** version of a classic puzzle

the game. But this is not as easy as you might think.

I have never, in more than 12 years, managed to complete Solitaire properly. The best I have ever managed is to get down to the last peg. Perhaps that just says something about my brain power, or rather lack of it.

Mind you, I never tire of trying to find that elusive

sequence of moves which will lead to the solution. And now you can try it too, but don't blame me if you get frustrated – the author cannot accept responsibility for any dented or flattened Electrons resulting from usage of this program.


When you run the program the screen will go blank for a short while before the board appears. This delay might seem rather long if you don't have a Turbo board fitted, but it's actually only about 30 seconds.

When the board appears,

you will see the number of pegs remaining displayed at the top left of the screen. This is initially 32, and will drop with each peg taken.

At the top right of the screen is the high score tally. When you get stuck – that is, no more pegs can be taken – pressing Q will reset the board ready for a new game, and update the high score if you managed to remove more pegs than the number shown.

To remove a peg, place the white square cursor over an adjacent peg and press Return. Then move the



CONTROLS

Cursor left	Left
Cursor right	Right
Cursor up	Up
Cursor Down	Down
Return	Select/place peg
Space	Deselect peg
Q	Quit



cursor two positions in any direction to an empty hole, so that there is a peg between the cursor's position and the peg you are moving.

You will see that the peg you selected has turned white, and will stay this colour until you press Return to move it to its new position. The middle peg will vanish from the board, and the peg indicator at the top left of the screen will drop by one.

If you select a peg which

is physically impossible to move, due to there being no empty hole for it to land in, press the spacebar to deselect it. This is necessary because the program doesn't check whether a

selected peg can jump over another or not until you actually try it.

The computer will award

a win if you manage to get down to the last peg - I felt it was too mean to insist that it should end up in the middle hole as well.

PROCEDURES

setup	Initialise game
newgame	Start new game
board	Draw the pegs
play	Move a peg
score	Print remaining pegs
hiscore	Print high score
text	Print outlined text

VARIABLES

board%()	Holds peg positions
XM%	Cursor X coordinate
YM%	Cursor Y coordinate
OX%	Peg X coordinate
OY%	Peg Y coordinate
X1%	New peg X coordinate
Y1%	New peg Y coordinate
B%	High score
M%	Number of remaining pegs

```

10 REM Solitaire
20 REM By Chris Nixon
30 REM (c) Electron User
40 ONERROR GOTO 1290
50 MODE1:VDU23;8202;0;0;0

60 PROCsetup:REPEAT
70 PROCnewgame:REPEAT
80 PROCplay
90 UNTILwin% OR lose%
100 IF lose% FORSX=196 TO
100 STEP-5:SOUND1,-10,SX,1:N
EXT ELSE FORSX=100 TO 196 ST
EPS:SOUND1,-10,SX,1:NEXT
110 IF M%<B% B%=M%
120 PROCchiscore
130 UNTILO
140 DEFPROCsetup
150 FORCX=1103:VDU19,CX,0,
0,0,0:NEXT
160 VDU23,224,60,126,255,2
55,255,255,126,60
170 VDU23,225,255,255,255,
255,255,255,255,255
180 DIMboard%(7,7)
190 PROCtext(3,0,"S O L I
T A I R E",360,900)
200 PROCtext(2,0,"By Chris
Nixon",410,900)
210 PROCtext(2,0,"(c) Elec
tron User",360,840)
220 PROCtext(2,1,"PEGS",10
,800)
230 PROCtext(2,1,"LEFT",10
,760)
240 PROCtext(1,3,"HIGH",11
00,800)
250 PROCtext(1,3,"SCORE",1
006,760)
260 GCOLOR,3
270 MOVE SIN(0)*360+620,CO
S(0)*360+392
280 FORA=0 TO 2*PI STEP2*PI
/60
290 DRAWSIN(A)*360+620,COS
(A)*360+392
300 NEXT
310 GCOLOR,1
320 FORYX=392 TO 752 STEP4
330 PLOT 77,620,YX:NEXT
340 FORYX=392 TO 32 STEP-4
350 PLOT 77,620,YX:NEXT
360 *FX4,1
370 *FX15
380 BX=32
390 DATA 2,2,1,1,1,2,2
400 DATA 2,2,1,1,1,2,2
410 DATA 1,1,1,1,1,1,1
420 DATA 1,1,1,0,1,1,1
430 DATA 1,1,1,1,1,1,1
440 DATA 2,2,1,1,1,2,2
450 DATA 2,2,1,1,1,2,2
460 ENDPROC
470 DEFPROCnewgame
480 win%=FALSE:lose%=FALSE
490 XM%=0:YM%=3:M%=32
500 RESTORE:FORYX=0TO6
510 FORXX=0TO6
520 READboard%(XX,YY)
530 NEXT:NEXT
540 COLOUR129:PROCboard:VD
U20
550 COLOUR129:PROCscore
560 PROCchiscore:ENDPROC
570 DEFPROCboard
580 COLOUR129:COLOUR0
590 FORYX=0TO6:FORXX=0TO6
600 IFboard%(XX,YY)=1 COLO
UR2:VDU31,XX*3+10,YY*3+10,22
4
610 IFboard%(XX,YY)=0 COLO
UR0:VDU31,XX*3+10,YY*3+10,22
4
620 NEXT:NEXT:PROCpiece
630 GCOLOR,3
640 MOVE 480,532:PLOT1,-15
0,0
650 MOVE 480,532:PLOT1,0,1
50
660 MOVE 760,532:PLOT1,0,1
50
670 MOVE 760,532:PLOT1,150
,0
680 MOVE 480,262:PLOT1,-15
0,0
690 MOVE 480,262:PLOT1,0,-
150
700 MOVE 760,262:PLOT1,0,-
150
710 MOVE 760,262:PLOT1,150
,0
720 ENDPROC
730 DEFPROCpiece:COLOUR3
740 VDU31,XM%*3+10,YM%*3+1
0,225
750 SOUND1,-10,148,1:ENDPR
OC
760 DEFPROCfill
770 IF board%(XM%,YM%)=0 C
OLOUR0
780 IF board%(XM%,YM%)=1 C
OLOUR2
790 IF board%(XM%,YM%)=3 C
OLOUR3
800 VDU31,XM%*3+10,YM%*3+1
0,224
810 ENDPROC
820 DEFPROCplay
830 FX=0:REPEAT:PROCscan:U
NTILboard%(XM%,YM%)=1 OR los
e%:IF lose% ENDPROC
840 board%(XM%,YM%)=3:SOUN
D 1,-10,196,1:OX%=XM%:OY%=YM
%:FX=1
850 REPEAT:PROCscan
860 UNTIL (ABS(OX%-XM%)=2
AND OY%=YM%) OR (OX%=XM% AND
ABS(OY%-YM%)=2) OR lose% OR
GX=32
870 IF lose% ENDPROC
880 IF GX=32 THEN 830
890 IF XM%<OX% X1%=OX%-1:Y
1%=OY%
900 IF XM%>OX% X1%=OX%+1:Y
1%=OY%
910 IF YM%<OY% Y1%=OY%-1
=OY%-1
920 IF YM%>OY% Y1%=OY%+1
=OY%+1
930 IF board%(X1%,Y1%)<1
OR board%(XM%,YM%)<0 THEN 8
50
940 SOUND1,-10,196,1:COLOU
R0
950 VDU31,OX%*3+10,OY%*3+1
0,224
960 VDU31,X1%*3+10,Y1%*3+1
0,224
970 board%(XM%,YM%)=1
980 board%(OX%,OY%)=0
990 board%(X1%,Y1%)=0
1000 M%=M%-1:IF M%=1 win%=T
RUE
1010 PROCscore:ENDPROC
1020 DEFPROCscan
1030 REPEAT:REPEAT:GX=GET
1040 UNTIL(GX>135 AND GX<14
0) OR GX=13 OR GX=81 OR GX=3
2
1050 IFGX=81 lose%=TRUE
1060 IFGX=136 PROCleft
1070 IFGX=137 PROCright
1080 IFGX=138 PROCdown
1090 IFGX=139 PROCup
1100 UNTILGX=13 OR GX=32 OR
lose%
1110 IF GX=32 AND FX=1 boar
d%(OX%,OY%)=1:COLOUR2:VDU31,
OX%*3+10,OY%*3+10,224 ELSEIF
GX=32 THEN 1030
1120 ENDPROC
1130 DEFPROCleft:PROCfill
1140 XM%=XM%-1:IF XM%=-1 XM
%=6
1150 IF board%(XM%,YM%)=2 T
HEN 1140
1160 PROCpiece:ENDPROC
1170 DEFPROCright:PROCfill
1180 XM%=XM%+1:IF XM%=7 XM%
%=0
1190 IF board%(XM%,YM%)=2 T
HEN 1180
1200 PROCpiece:ENDPROC
1210 DEFPROCdown:PROCfill
1220 YM%=YM%+1:IF YM%=7 YM%
%=0
1230 IF board%(XM%,YM%)=2 T
HEN 1220
1240 PROCpiece:ENDPROC
1250 DEFPROCup:PROCfill
1260 YM%=YM%-1:IF YM%=-1 YM
%=6
1270 IF board%(XM%,YM%)=2 T
HEN 1260
1280 PROCpiece:ENDPROC
1290 REPORT:PRINT" at line
";ERL:END
1300 DEFPROCtext(C1%,C2%,AS
,X%,Y%)
1310 GCOLOR,C1%:VDU5
1320 FOR Y1%=Y%-4 TO Y%+4 S
TEP4
1330 FORX1%=X%-4 TO X%+4 ST
EP4
1340 MOVE X1%,Y1%:PRINTAS
1350 NEXT:NEXT:GCOLOR,C2%
1360 MOVE X%,Y%:PRINTAS
1370 VDU4:ENDPROC
1380 DEFPROCscore:GCOLOR,0
1390 MOVE 40,710:DRAW150,71
0
1400 PLOT85,40,650:PLOT85,1
50,650
1410 PROCtext(3,0,STR$M%+"
",40,700)
1420 ENDPROC
1430 DEFPROCchiscore:GCOLOR,0
1440 MOVE 1140,710:DRAW1250
,710
1450 PLOT85,1140,650:PLOT85
,1250,650
1460 PROCtext(3,0,STR$B%+"
",1140,700)
1470 ENDPROC

```

ACCESS & VISA
HOTLINE

TEL: JACQUI
0625 528885

21st. Software

MAIL ORDER ONLY

PRESENTS A SELECTION OF HARDWARE, UTILITIES & SOFTWARE FOR THE ELECTRON

**TYNESOFT'S
SUMMER
OLYMPICS**
Cass Only £7.50

NEW RELEASES

A.S.L. Impact	Cass 7.95	TOP TEN Warehouse	Cass 2.75
MANDARIN SOFTWARE Icarus	£7.95	GODAX Skirmish (joust game)	7.95
BLUE RIBBON Trapper	1.99	Kourtyard	7.95
R2	1.99	SUPERIOR SOFTWARE Barbarian	2.75
Mango	1.99	Spycat	7.75
3D Dolly	1.99	Quest	7.95
Videocard Arcade	1.99	Play It Again Sam II	7.95
		Repton Through Time	5.95

**BACK IN STOCK
FOR ELECTRON
OWNERS**
**INCENTIVE'S
ADVENTURE CREATOR**
Cass only £6.99

**MICRO POWER'S
POWER PACK**
3 Cassettes
Croaker, The Mine,
Frenzy
All 3 for just
£3.95
or £2.50 each
title

**NEW
P.R.E.S. AP+3**
only £110.00

**NEW NEW
TYNESOFT'S
SAIGON**
Cass only £7.95

A & F

Chukie Egg	3.90
Cylon Attack	3.90
ACORNSOFT	
Elite	10.95
Forth	8.95
Lisp	4.95
Boxer	1.00
Business Games	2.99
Desk Diary	2.99
Snapper	1.99
View Rom (Cart)	13.95
Viewsheet Rom (Cart)	13.95
Hopper Rom (Cart)	8.95
ISO Pascal Rom (Cart)	54.80
ACORN/LINKWORD	
Italian	8.95
Spanish	8.95
ATARISOFT	
Robotron	4.95
ATLANTIS SOFTWARE	
League Challenge	2.99
BLUE RIBBON	
Nightmare Maze	1.99
Castle Assault	1.99
Astro Plumber	1.99
Diamond Mine	1.99
Diamond Mine II	1.99
Darts	1.99
Joey	1.99
Ravage	1.99
Bar Billiards	1.99
Condition Red	1.99
BEAU JOLLY	
Five Star Games III	7.50
Computer Hits III	7.50
Computer Hits IV	7.50
Five Star Games	8.45
Five Star Games II	8.45
BUG BYTE	
Twin Kingdom Valley	2.99
Starforce 7	2.99
Tennis	2.99
Crickit	2.95
Jack Atac	2.95
Savage Pond	2.95
Skyhawk	2.99
Ice Hockey	2.99
Hunk Dory	2.99
Plan B	2.99
Dunjanz	2.99
Squeakaliser	2.99
Templeton	2.99
Plan B II	2.99
COMSOFT	
Serpents Lair	3.95
Playbox	3.95
S.A.S. Commando	3.95
C.D.S.	
Steve Davis Snooker	7.45
Birdie Barrage	6.95
Colossus Chess IV	8.45
Brian Clough's Fortunes	12.95
DR SOFT	
747 Flight Sim.	6.95
Phantom Combat	8.45
DATABASE	
Mini Office	4.95
Micro Olympics	4.95
French on the Run	8.95
DOMARK	
Star Wars	7.95

DR. SOFT
747 Flight Sim
£4.95
Phantom Combat
£4.95

ELITE

Paperboy	7.75
EPIC SOFTWARE	
The Lost Crystal	10.95
The Wheel of Fortune	7.45
Castle Frankenstein	5.95
The Quest of the Holy Grail	5.95
Kingdom of Klein	5.95
FIREBIRD	
Star Drifter	2.95
GREMLIN GRAPHICS	
Footballer of the Year	2.99
HEWSON	
Heathrow A.T.C.	6.95
Evening Star	7.95
ASL SOFTWARE	
Frankenstein 2000	5.95
Psycastris	6.50
The Last of The Free	6.50
Electron Power Pack	8.65
Thunderstruck	6.75
Thunderstruck II	6.95
Sphere of Destiny	6.75
Omega Orb	6.75
Graham Gooch Test Cricket	7.75
Ziggy	6.75
Electron Power Pack II	7.95
Ransack	7.95
Despatch Rider	7.25
INCENTIVE	
Adventure Creator	13.25
KOSMOS SOFTWARE	
French Mistress A or B	7.95
German Master A or B	7.95
Spanish Tutor A or B	7.95
Italian A or B	7.95
Answer Back Jun. or Sen	8.95
Answer Back Sport	8.95
Identify Europe	6.95
FACTFILE SERIES (Used with Answer Back Series)	
Arithmetic (6-11 yrs)	4.25
Spelling (8-12 yrs)	4.25
Natural History (10+)	4.25
English Words (12+)	4.25
First Aid (12+)	4.25
General Science (14+)	4.25
Know England (12+)	4.25
Know Scotland (12+)	4.25
Supersport (14+)	4.25
20th Century History (12+)	4.25
Association Football (14+)	4.25
L.C.L.	
Micro French ('O' Level)	21.50
Micro Maths (24 Progs 'O' Level)	21.50
Micro English (24 Progs 'O' Level)	21.50
Mega Maths ('A' Level)	21.50
LARSOFT	
Hex	3.65
Puppet Man	3.65

The Rising of Salandra	4.55
Wyehwood	3.65
The Nine Dancers	3.65
LOGOTRON	
XOR	7.75
MELBOURNE HOUSE	
Dodgy Geezers	7.75
MICROPOWER	
Micropower Magic II	6.95
Micropower Magic	6.95
Jet Power Jack	2.95
Positron	2.95
Swag	2.95
Gauntlet	2.95
Cheese	2.95
Killer Gorilla	2.95
U.X.B.	2.95
Felbx/Evil Weevils	2.95
Felbx/Fruit Monsters	2.95
Stock Car	2.95
Rubble Trouble	2.95
Bumble Bee	2.95
MIRRORSOFT	
Tetris	7.25
Spitfire 40	7.95
Harrier Strike Force	7.95
First Steps	7.95
Here/There with Mr Men	6.95
Quick Thinking Plus	5.95
ROBICO SOFTWARE	
Rick Hanson	7.75
Project Theelus	7.75
Myoram	7.75
Enthar 7 (5.25") Disc	16.45
Note the above disc-AP4 IF only	
The Hunt	7.95
Village of Lost Souls	7.95
SOFTWARE INVASION	
3D Bomb Alley	2.95
Gunsnake	2.95
Blitzkrieg	2.95
Super Pool	2.95
Vortex	2.95
Chipbuster	5.95
SOFTWARE PROJECTS	
Project Graphics	5.95
SQUIRRELSOFT	
Supergolf	6.50
Trafalgar	7.00
Cashcare	10.65
VAT Care	13.65
Building Soc. Care	8.95
Investment Care	12.95
T.V. Director	11.65
Squirrels Nuts Pack	7.95
ACORNSOFT AND SUPERIOR SOFTWARE	
Smash and Grab	6.95
Overdrive	6.50
Repton	7.95
Death Star	7.95
Repton 2	7.95
Citadel	7.95
Karate Combat	7.45
Thrust	6.75
Galaforce	7.75
Ravenskull	7.75
Repton 3	7.75
Acornsoft Hits Vol I	7.75

Acornsoft Hits Vol II	7.75
Superior Hits Vol III Cass.	7.75
Superior Hits III Plus 3D	12.95
Around World 40 Screens	5.95
Strykers Run	7.75
Codename Droid	7.75
Crazy Rider	7.75
Crazy Rider (Disc)	12.75
Palace of Magic	7.75
Palace of Magic (Disc)	12.75
Play It Again Sam	7.75
Elxir	7.95
Spellbinder	7.95
Life of Repton	5.95
Bonecruncher	7.95
TYNESOFT	
Winter Olympiad 88	7.75
Indoor Games	7.95
Boulderdash	7.95
Micro Value Gold	3.99
Spy vs Spy	7.75
Oxbridge	6.75
Phantom	6.75
Microvalue	3.49
The Big K.O.	6.75
Futureshock	6.75
Jet Set Willie II	6.75
Goal	6.75
Commonwealth Games	6.50
US Drag Racing	5.95
Jet Set Willy	6.50
Tynesoft Starter Pack I	6.50
Ian Botham Test	6.50
Rig Attack	3.95
Winter Games	6.50
Mousetrap	6.50
Five-A-Side Socca	2.95
Peg Leg	2.95
Bouncing Bombs	2.95
Wet Zone	3.95
Stratobomber	2.95
Caterpillar	2.95
Hyperdrive	2.95
Super Hangman	2.95
3D Maze	2.95
U.K. P.M.	2.95
Invader (I.J.K.)	2.95
Bozo the Brave	2.95
Cylon Attack	2.95
Trek II	2.95
Space Caverns	2.95
Physics 'O' Level	2.95
Chemistry 'O' Level	2.95
Maths 'O' Level	2.95
U.S. GOLD	
Crystal Castles	8.65
Rebel Planet (text adv)	6.95
Kayfeth	6.95

**UTILITIES AND HARDWARE
SECTION CONTINUED**

Advanced Plus 2	11.65
Advanced Plus 6	35.95
A. R. Manager	13.65
Advanced Rom Ad.	13.65
A.S. Ram	27.90
A.P.A.	75.98
A.P.S.	62.50
Plus I	47.95
AMS Mouse	65.95
FIRST BYTE	
Quickshot Joystick & I/Face	27.99
Quickshot II	9.99
Joystick Interface	18.25
BBC/E Printer Cable	£9.95
A1	
Super Smooth Power Supply + 2yr guarantee + on/off switch	20.45
P.M.S.	
E2P6502	85.00
SLOGGER	
Rombox +	51.95
Joystick Interface	18.65
Electron Expansion 2.0	10.65
Starstore II	27.25
Elkman	9.95
Starman	9.95
Stargraph	9.95
Starword	18.65
Starword Cumana	18.65
Printer Rom	18.65
16K Sideways Ram	27.95
Trek	9.95
S.E.D.F.S.	22.95
T2P3 or T2CU or T2P4	22.95
T2SD or T2SEDFS	22.95
Master Ram Board	48.95
Turbo Driver	27.95
Rom Cartridge	11.65
S.E.D.I. (Int. + Manual)	70.95
VINE MICROS	
Addcomm	26.00

PLUS 3 DISCS

ACORNSOFT'S	
Database	18.65
BLUE RIBBON	
Games Disc 1	8.95
C.D.S.	
Steve Davis	8.95
Birdie Barrage	8.95
KOSMOS SOFTWARE	
French A+B	18.65
German A+B	18.65
Italian A+B	18.65
Spanish A+B	18.65
Ans. Back Sen.	11.65
Ans. Back Jun.	11.65
Ans. Back Sport	11.65
Any Factfile	7.45
SUPERIOR SOFTWARE	
Superior Hits III	12.75
Codename Droid	12.75
Craze Rider	12.75
Palace of Magic	12.75
Play It Again Sam	12.75
Bonecruncher	12.75
Elxir	12.75

**UTILITIES AND
HARDWARE SECTION**

ACORN COMPUTERS	
Electron Power Supply	12.95
ADVANCED COMPUTER PRODUCTS	
A-Quarter Meg Ram	75.95
Advanced Battery Ram	37.99
Advanced Control Panel	32.20

EDUCATIONAL & GOVERNMENT ORDERS WELCOME
ALL PRICES ARE INCLUSIVE OF VAT AND CARRIAGE
OVERSEAS ORDERS PLEASE ADD £1.00 PER ITEM. INCLUDES INSURANCE

BOX OF TEN C20 COMPUTER CASSETTES £4.99 inc VAT & P&P

Please send me: Cass Plus 3 Disc

1.	£
2.	£
3.	£
4.	£

TOTAL £

Please make cheques payable to:
21st Software Ltd
Access No

□□□□ □□□□ □□□□ □□□□

Visa, Mastercard, Eurocard
Card holders name

Send Orders to:

21st SOFTWARE LTD. Dept EU
15 Bridgefield Avenue, Wilmslow SK9 2JS
Tel: Wilmslow (0625) 528885

Name _____

Address _____

Post Code _____

Tel. No (STD) _____

Electron Memory Map Part 4

PAGES &400 to &C00 of the Electron's memory are placed under the microscope this month.

The information in these locations tends to fall into one of three main categories – language work-space, sound processing and the main system

buffers. Therefore we've sorted the information into three separate tables, while preserving the sequential order of locations.

A point worth noting is that although the Electron has only one sound channel, all four channel buffers are used.

TABLE I: Language workspace

Address	Use
&400-&46B	Integer variables @% to Z%.
&46C-&47F	Temporary floating point storage area.
&480-&4EC	Start of variable linked list.
&4F6-&4F7	Start of PROC linked list.
&4F8-&4F9	Start of FN linked list.
&4FA-&4FF	Unused.
&500-&5A3	FOR/NEXT loop parameters – up to 10 blocks of 15 bytes each.
&5A4-&5B7	REPEAT/UNTIL loop start address low bytes – up to 20.
&5B8-&5CB	REPEAT/UNTIL loop start address high bytes.
&5CC-&5E5	GOSUB return address low bytes – up to 20
&5E6-&5FF	GOSUB return address high bytes.
&600-&6FF	String buffer or CALL parameter block.
&700-&7FF	Input buffer.

TABLE III: Main system buffers

Address	Use
&840-&84F	Sound buffer channel 0.
&850-&85F	Sound buffer channel 1.
&860-&86F	Sound buffer channel 2.
&870-&87F	Sound buffer channel 3.
&880-&8BF	Printer buffer.
&8C0-&8FF	Envelopes 1-4.
&900-&9BF	Envelopes 5-16.
&9C0-&9FF	Speech buffer (unused on the Electron).
&A00-&AFF	CFS output buffer (RS423 output buffer if interface is connected).
&B00-&BFF	CFS input buffer (RS423 input buffer if interface is connected).
&C00-&CFF	Soft key buffer.
	User defined characters 224-255.

TABLE II: Sound processing

Address	Use
&800-&803	Not used
&804-&807	Sound queue occupancy flag.
&808-&80B	Current amplitude.
&80C-&80F	Number of amplitude phases processed.
&810-&813	Absolute pitch value.
&814-&817	Number of pitch phases processed.
&818-&81B	Number of steps to process.
&81C-&81F	Duration.
&820-&823	Interval multiplier.
&824-&827	Envelope number/auto repeat parameter.
&828-&82B	Length of remaining note interval.
&82C-&82F	Sync hold parameter.
&830-&833	Sound chip current pitch setting.
&834-&837	Pitch deviation.
&838	Number of channels required for sync.
&839	Current amplitude step.
&83A	Current target amplitude.
&83B	Number of channels on hold for sync.
&83C-&83F	Sound parameter calculation workspace.
&83D	Low order frequency parameter as sent to sound generator.
&83E	High order frequency parameter as sent to sound generator.



Get one of these **FREE!**

when you take out a subscription to *Electron User* today!

Each of the *Ten of the Best* packages is crammed with the best games from *Electron User*. Plus each one has an unpublished machine code game thrown in. Each of the Classic card and board game packages includes nine superb games specially written for the Electron and BBC Micro.

9 Classic card & board games



For the BBC Micro

9 Classic card & board games
No. 2



For the BBC Micro and Electron

electron user of the **TEN of the BEST!**

ARCANE ACTION!
BRAIN TEASERS!
MAZE CHALLENGES!
SPORT SIMULATIONS!

A collection of the most popular games from the pages of *Electron User*

Volume 1

electron user of the **TEN of the BEST!**

ARCANE ACTION!
BRAIN TEASERS!
MAZE CHALLENGES!
SPORT SIMULATIONS!

A collection of the most popular games from the pages of *Electron User*

Volume 2

electron user of the **TEN of the BEST!**

ARCANE ACTION!
BRAIN TEASERS!
MAZE CHALLENGES!
SPORT SIMULATIONS!

A collection of the most popular games from the pages of *Electron User*

Volume 3

electron user of the **TEN of the BEST!**

ARCANE ACTION!
BRAIN TEASERS!
MAZE CHALLENGES!
SPORT SIMULATIONS!

A collection of the most popular games from the pages of *Electron User*

Volume 4

~~NORMAL PRICE~~
~~£5.95 tape~~
~~£7.95 3 1/2" disc~~
FREE!

Additional tapes or discs may be bought separately using the order form.

TO ORDER PLEASE USE THE FORM ON PAGE 45

MICRO MESSAGES

I WISH to commend you upon the continuing excellence of Electron User, and thank you for maintaining a high level of interest each month.

The magazine has grown with its readers, as we have grown in our competence and understanding.

As secretary for the Assemblies of God churches in the West Midlands I find my work immensely helped by the use of View and Desk Diary, and by the many useful articles and routines from your magazine.

As an Electron user I feel as if I am part of an exclusive club, which is, of course, now not likely to get very much larger. Should we have some sort of special handshake, a secret greeting, or wear a badge I wonder?

However, I feel your record of excellence was blemished in the June and July 1988 issues by the Superior Software advert

Blemished by a barbarian

for the game Barbarian.

I must admit to having a dislike anyway for games which take pseudo-pagan ideas as their themes, but in a secular society and a free country I have no wish to interfere with anybody's choice of entertainment. My choice is simply not to buy.

My real complaint is against the pictorial content of the advertisement which I suspect many people will find to be offensive, and particularly insulting to women.

Here we are, using late 20th century technology to depict women in their Stone Age (and not so remote) roles. I doubt whether many women today appreciate the prospect of having to be res-

cued by a Michael Hesaltine lookalike.

Another complaint concerns the almost total absence of decent clothing worn by the young lady.

Superior's software has been just that in the past – superior to most others, and its advertisements for Repton, Spy Cat and so on have been entertaining and also amusing.

I appreciate that this company is a major advertiser and you no doubt do not wish to jeopardise your account. However, maybe this letter – and those from many other readers, I hope – will add weight to your attempts to persuade Superior to think again, since I suspect your feelings

to be much the same also. – J. Clark, Wolverhampton, West Midlands.

● This is the only letter we have received complaining about this advert. Can we take it then, that the rest of the readership are quite happy with it?

Write in to Micro Messages and let us know your views on the subject.

Fascinating

curves

I WAS trying to draw a curve on my computer and typed in this program:

```
10 MODE 4
20 LET AX=700
30 LET BX=700
40 LET CX=700
50 FOR C=1 TO 700
60 MOVE B,AX
70 DRAW B%,CX
80 LET AX=AX+1
90 LET BX=BX-1
100 LET CX=CX-1
110 NEXT C
```

It not only worked, but a lovely pattern appeared. I am only nine and I hope you can publish my program. – Daniel Bhugan, – Cheshire.

Tackle dirty keys

I THINK that Electron User is brilliant, but as everyone has said it all before I won't labour the point.

I have a bit of advice for Electron users: If, after a while, your keys get a bit dirty, especially Shift, Return and the letter E, I have found a way of cleaning them.

First dampen your fingers, then wipe the keys with a little Blue-tac, and keep rolling it until the keys are clean. I needed just one

small piece of Blue-tac to remove three year's dirt, and it took just over 15 minutes to clean the whole keyboard.

I have another suggestion: In the software pages why not have a summary of the software not good enough for a full review, with just the name of the supplier and the marks, and perhaps a comment?

Also, why not have a readers' Top 10, and a

readers' Vile Pile? Something like in Pendragon's adventure section, but for arcade games. – Richard Blythe, Newquay, Cornwall.

● We tried the Blue-tac, but couldn't get it to clean the keys on one of our very old and grubby Electrons.

Mr Sheen however, brought it up a treat. Don't spray it directly on the keyboard though, spray it on a duster and then gently wipe the keys and case.

Seeking ADFS

on an AP4

HELP! I have just realised that the Advanced Plus 4 which I bought is not an AP4. The chips inside it are WD1770, Advanced Electron DFS, and HM626ALP –

Turn to Page 42 ►

◀ From Page 41

which I suppose controls everything in the AP4.

When I switch on the message printed is ACP 1770 DFS. How do I get the ADFS working, or is the Advanced Electron DFS not in fact ADFS?

The user guide tells you how to switch on the ADFS by pressing Break+A, or by typing:

*ADFS

but it won't work, even with my friend's ADFS discs. — John Ross, Edinburgh.

● The AP4 uses the DFS filing system — the same as in the old BBC Micro. The AP3 uses the ADFS filing system as used in the BBC Master Compact and Archimedes.

DFS discs are formatted in a special way, completely different to the way in which the ADFS formats discs. So the AP4 can't read ADFS discs and the AP3 can't read AP4 discs.

Top lopped

I AM having problems seeing the top line of graphics on my TV. Could you tell me if there is a command to lower the display? — J. Longshaw, Packmoor, Staffordshire.

● This is a very common problem and one we've answered before. Nothing can be done with the Electron. However, it is quite easy to adjust the height of the picture on your television.

Don't try it yourself though, as there are very high voltages inside the TV. Ask a qualified engineer to do it for you.

Missing

resistors

ON recently opening my computer to clean the keyboard I noticed that the positions R15 and R16 on the

ALL programs printed in this issue are exact reproduction of listings taken from running programs which have been thoroughly tested.

However on the very rare occasions that mistakes may occur corrections will be published as a matter of urgency. Should you encounter error messages when you type in a program

they will almost certainly be the result of your own typing mistakes.

Unfortunately we can no longer answer personal programming queries concerning these mistakes. Of course letters about suggested errors will be investigated without delay, but any replies found necessary will only appear in the mail pages.

Electron's power supply board were empty, but that wires were actually soldered to the board as though the resistors had just been removed.

Please could you tell me whether these positions should contain resistors, and if so, supply the necessary details for replacing them. — N. D. Harris, Halesowen, West Midlands.

● If your micro runs perfectly well without them then we'd suggest leaving it alone. Also, it's not necessary to open the Electron's case to clean the keyboard.

None of ours have been cleaned and they have worked perfectly since the day they were bought.

Sounds

exciting

I HAD only just started reading your excellent magazine when I noticed a friend had Volume 1 Number 1 and it had Sounds Exciting in it. But now, much to my disappointment, it's gone. Please bring it back. I have a little program for it if it ever does:

```
10 REM Nutty Noises
20 FOR k=1 TO RND(255)*R
ND(4) STEP RND(10)
30 ENV. 1,2,k,k,k,k,k,k,
126,0,0,-126,126,126
40 SO. 1,1,53,100
50 NEXT
```

— Christopher Whitworth (9), East Markham, Nottinghamshire.

Illegal

practices

THERE is one matter concerning the laws that protect copyrighted games that I would like to have cleared up. Please tell me, is it, or is it not illegal to transfer copyrighted games from tape to disc?

If it is illegal, then how is it that Slogger can sell its tape to disc roms? And in Peter Donn's advert for Image V2 in Electron User it says that Image must not be used to copy one cassette that is copyrighted to another cassette.

But it seems to say that it is all right to use Image to put software on disc. Please could I have the facts? — Daniel Moore, Boscombe, Bournemouth.

● It is illegal to make a copy of any commercial software unless expressly given permission to do so by the person or company holding the copyright. So tape to tape and tape to disc is definitely out.

Slogger is not copying software, it is selling a toolkit rom — so is not breaking the law. Anyone using the rom to copy software is breaking the law.

It's a bit like a hardware shop selling a crowbar, which is then bought by a burglar to force his way into a house. The shop isn't breaking the law; the burglar is.

The Image advert specifi-

cally states that you can only use the product to copy your own software (that you have written yourself), and that any person using the program for illegal purposes runs the risk of being prosecuted.

Electron

and Brother

While at the recent Electron and BBC Micro User Show I bought a Brother HR5 printer from Crown Computer Products.

When I got home I discovered there wasn't a manual with it, so I rang Crown Computers who said they would post one to me.

My problem is that I connected the printer to my Electron and attempted to print the alphabet. It tried, but it printed two of one letter, then missed one and printed two of the next, missed one, printed two of the next and so on.

I have tried everything I can possibly think of to get it to print the right letters, but it won't. — Louise Page, Retford, Nottinghamshire.

● We have a Brother HR5 here and it works perfectly without any modification at all. We would suspect the printer lead first.

If possible, try a friend's printer lead with your micro and printer. If this doesn't work the printer may be faulty, though this is unlikely as they are generally quite reliable beasts.

No Electron

editor

IN your guide to software and hardware products in the June 1988 issue of Electron User you listed Fleet Street Editor by Mirrorsoft.

I made a telephone enquiry to them and was told they do not do an Electron version of this pro-

gram. On obtaining the BBC Micro version I discovered that although I could load the software, I soon got stuck with some of the function keys.

For instance, after selecting an icon it is necessary to deselect it by pressing the Tab key.

I was stuck at this point and failed to deselect it until I pressed Break. I could not find a way of using this excellent program on the Electron.

Did you make a mistake in listing this in your guide, or am I missing something. — **Roger Newton, Birkenhead, Merseyside.**

● This product should not have appeared in the product guide. If Fleet Street Editor reads the keyboard directly using a negative INKEY value then you are stuck.

If however, it is reading the Ascii value produced with a positive INKEY, GET or INPUT then use Control+I to generate the same Ascii code as the Tab key on the BBC Micro.

Silence

please

IN the June 1988 issue of Electron User Philip Tee asked how to switch off the sound when playing games. I was particularly interested in the reply because I find the sound effects of Mr Wiz very annoying — especially when someone else is playing.

As you probably know, there is no facility for turning off the sound built into the game. I tried the suggested remedy of typing in *FX210,1 and it stopped the sound effects during loading.

However, it also freezes the game at the beginning of the first screen, making it unplayable. Is there an alternative way to silence the game and still play it? — **G. B. Taylor, Sidcup, Kent.**

● The only solution is a hardware modification —

Poking into Plus 1

I HAVE read several letters in Micro Messages on the subject of disabling the Plus 1 when a Turbo or Master Ram Board is fitted.

No account seems to have been taken of the fact that Slogger has produced more than one version of the operating system.

Here is an example which demonstrates the shortcomings of recommending a particular fixed value poke to the file vector &212/&213 when disabling the Plus 1:

```
*FX163,128,1
?&212=&55
?&213=&F2
?&2AC=0
```

Although this file vector poke works with Slogger's os 2.0, it crashes os 3.0 when a CHAIN"" command is subsequently issued.

All such fixed value pokes

Version	Osfile address Vector &FFDD	Contents &212 Default	Contents &213 Default
Acorn 1.0	&F1D6	&D6	&F1
Slogger 2.0	&F255	&55	&F2
Slogger 3.0	&F203	&03	&F2

Table 1: Osfile addresses

suffer from the disadvantage that they only apply to one particular version of the machine operating system. This is illustrated by Table 1.

It is to be expected that the absolute addresses of os routines may vary in different editions of the os rom, and consequently the default contents of the indirection vectors (&200 to &234) which point to those routines will correspond to their changed addresses.

The following method correctly disables the Plus 1

regardless of the os version:

```
*FX163,128,1
TX=!&FFB7 AND &FFFF
?&212=TX?&12
?&213=TX?&13
?&2AC=0
```

where T% represents the address of the default vector table. The address of the default vector table within the os rom can vary from version to version, but its address is always held in &FFB7.

either open the Electron and unplug the speaker, or extend the wires outside the case and add a switch.

There is a better solution though — the Electron Sound Master, available using the order form on Page 45 — will enable the sound to be switched on or off, and you can use Walkman style headphones with it too.

This means you can play games with full sound without disturbing the rest of the family.

Speedy

solution

I AM the proud owner of an Acorn Electron to which I have added a Plus 3, T2P3 and a Star NL-10 printer.

At the last UMIST Electron and BBC Micro User Show I bought the NTQ system from PMS. It took me half an

hour to install the two roms. I find this a very useful piece of software with which to produce my letters.

There is only one fault with the system — it is very slow indeed. The manual does say this, and to solve the problem it recommends the use of either the Master Ram Board, or the Turbo Driver, though it shows no preference.

Could you tell me which is more important: A bigger memory and/or a faster processor. Would the E2P 65C02 second processor do just as good a job? — **N.E. Regan, Newcastle-Under-Lyme, Staffordshire.**

● The Master Ram Board also incorporates the Turbo Driver and you can switch between them, so this is better than just a Turbo Driver alone.

The second processor will also add memory and speed up the Electron, but unfortunately it is incompatible with all games software.

Data maker

problems

AFTER reading your excellent series on graphics programming, and having bought the disc accompanying the series, I decided to write a game.

However, there is one point about the data maker that I can't successfully alter. As stated in the article, Maps II uses a fast sprite print routine, although the data maker does not work with it.

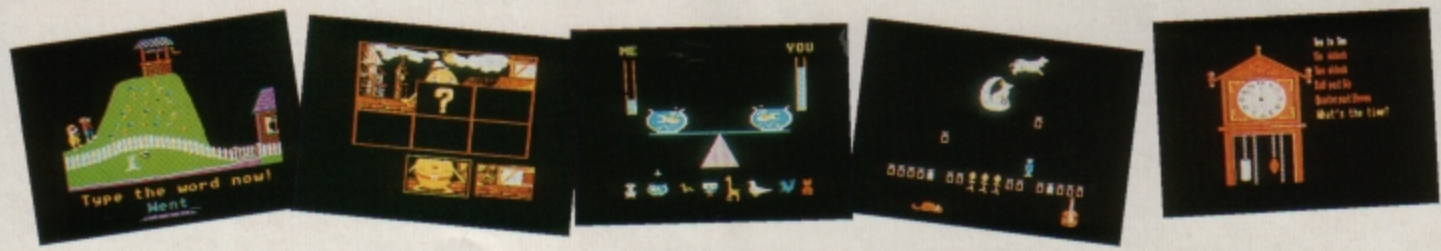
Can you publish a data maker that outputs data compatible with it? — **Owain James, Newport, Gwent.**

● We have had several requests for more information on this subject, so Roland has written an extra article to go with his series. This will appear in next month's Electron User.

nursery rhymes



5 fun-packed educational programs
... for young children everywhere



This delightful collection of programs is based around children's favourite Nursery Rhymes. There's plenty of sparkling colour, sound and captivating animation to keep them riveted – and as they play they'll be learning all the way.

- ★ Tell the time with Hickory Dickory Dock.
- ★ Assemble the jigsaw in Humpty Dumpty.
- ★ Learn to spell with Jack and Jill.
- ★ Match the animals in See Saw Marjory Daw.
- ★ Play an exciting game in Hey Diddle Diddle.

Children from two to nine will be entertained for hours with these interactive programs. Don't miss out on this beautiful gift for your family – and at a very special price.

ONLY £5.95 (cassette)
£6.95 (3½" disc)
Suitable for any Acorn Electron

TO ORDER PLEASE USE THE FORM ON PAGE 45

All prices include postage, packing and VAT
Overseas orders sent exclusively by Air Mail

Valid to August 31, 1988
Please enter number required in box

Electron User subscription £p

UK £15	3001	<input type="checkbox"/>
Europe & Eire £23	3003	<input type="checkbox"/>
Overseas £38	3004	<input type="checkbox"/>

Commence with _____ issue

Renewal

UK £15	3002	<input type="checkbox"/>
Europe & Eire £23	3476	<input type="checkbox"/>
Overseas £38	3477	<input type="checkbox"/>

FREE with subscription or renewal (see page 40)

NEW

Ten of the Best

* Volume 1	3016/3048	<input type="checkbox"/>
* Volume 2	3122/3049	<input type="checkbox"/>
* Volume 3	3030/3050	<input type="checkbox"/>
* Volume 4	3045/3051	<input type="checkbox"/>

Classic Card and Board Games

* No. 1	3046/3052	<input type="checkbox"/>
* No. 2	3047/3053	<input type="checkbox"/>

* Tick one box only

Education Special Vol. 2
Classroom Computing on the Electron

Magazine + Electron Cassette	£3.95	3007	<input type="checkbox"/>
Magazine + Electron 3.5" Disc	£4.95	3008	<input type="checkbox"/>

Add £2 for Europe (inc Eire); £4 for Overseas

Fun School (see page 30)

Ages 2-5	3080/3108	<input type="checkbox"/>
Ages 5-8	3081/3109	<input type="checkbox"/>
Ages 8-12	3082/3110	<input type="checkbox"/>

Add £1 for Europe/Overseas

Electron User back issues (see page 48)

January 1988	3222	<input type="checkbox"/>
February 1988	3223	<input type="checkbox"/>
March 1988	3224	<input type="checkbox"/>
April 1988	3225	<input type="checkbox"/>
May 1988	3226	<input type="checkbox"/>
June 1988	3227	<input type="checkbox"/>
July 1988	3228	<input type="checkbox"/>

£1.75 UK
£2.75 Europe inc. Eire
£3.75 Overseas

Cassette tape annual subscription

UK £35	3005	<input type="checkbox"/>
Europe/Overseas £45		

Commence with _____ issue

Renewal UK £35 3006
Europe/Overseas £45

Electron User tapes/discs (see page 48)
Tape £3.95, Discs £4.75. Add £1 for Europe/Overseas

Cosmic Guerrillas	Jan 1988	3322/3422	<input type="checkbox"/>
Super Digga	Feb 1988	3323/3423	<input type="checkbox"/>
Shove Penny	Mar 1988	3324/3424	<input type="checkbox"/>
Go-Pig	Apr 1988	3325/3425	<input type="checkbox"/>
Keyboard Gremlins	May 1988	3326/3426	<input type="checkbox"/>
Bomb Alert	June 1988	3327/3427	<input type="checkbox"/>
Carrot Quest	July 1988	3328/3428	<input type="checkbox"/>
Fox and Geese	Aug 1988	3329/3429	<input type="checkbox"/>

Readers in Europe (inc Eire) add £2. Overseas add £5 per item unless otherwise indicated

The Sound Master **SPECIAL** £p

£9.99	3000	<input type="checkbox"/>
-------	------	--------------------------

Add £2 for Europe (inc. Eire)/£7 for Overseas

Arcade Game Creator

Tape	£3.95	3118	<input type="checkbox"/>
3.5" Disc	£4.95	3127	<input type="checkbox"/>
5.25" Disc	£4.95	3010	<input type="checkbox"/>

Add £1 for Europe/Overseas

Adventure Anthology (see page 53)

Tape	£4.95	3044	<input type="checkbox"/>
------	-------	------	--------------------------

Add £1 for Europe/Overseas

Knitwear Designer

Tape	£8.95	3128	<input type="checkbox"/>
5.25" Disc	£9.95	3129	<input type="checkbox"/>

Add £2 for Europe (inc Eire); £5 for Overseas

Nursery Rhymes (see page 44)

Tape	£5.95	3018/3019	<input type="checkbox"/>
3.5" Disc	£6.95		<input type="checkbox"/>

Add £1 for Europe/Overseas

Getting Started in BBC Basic

£2.95	3100	<input type="checkbox"/>
-------	------	--------------------------

Add £1 for Europe/Overseas

Advanced User Guide (see page 54)

£3.45	3072	<input type="checkbox"/>
-------	------	--------------------------

Add £1 for Europe/Overseas

Mini Office (see page 16)

Tape	£5.95	3062	<input type="checkbox"/>
------	-------	------	--------------------------

Add £1 for Europe/Overseas

Ten of the Best (see page 40)

Volume 1	3068/3111	<input type="checkbox"/>
Volume 2	3069/3112	<input type="checkbox"/>
Volume 3	3070/3113	<input type="checkbox"/>
Volume 4	3120/3121	<input type="checkbox"/>

Add £1 for Europe/Overseas

French on the Run

Tape	£9.95	3115	<input type="checkbox"/>
------	-------	------	--------------------------

Add £1 for Europe/Overseas

Classic Card and Board Games (see page 40)

No. 1	Tape	£5.95	3090	<input type="checkbox"/>
	3.5" Disc	£7.95	3092	<input type="checkbox"/>
No. 2	Tape	£5.95	3091	<input type="checkbox"/>
	3.5" Disc	£7.95	3093	<input type="checkbox"/>

Add £1 for Europe/Overseas

Electron dust cover

£3.95	3058	<input type="checkbox"/>
-------	------	--------------------------

Add £1 for Europe/Overseas

Magazine binder

£3.95	3059	<input type="checkbox"/>
-------	------	--------------------------

Add £3 for Europe (inc Eire); £7 for Overseas

TOTAL

Send to: Database Publications, FREEPOST,
Macclesfield, Cheshire SK10 4YB

(No stamp needed if posted in UK) Please allow 28 days for delivery

Order at any time of the day or night

Telephone Orders: 0625 879920

Fax Orders:
0625 879966

Orders by Prestel:
Key *89, then 614568383

MicroLink/Telecom Gold
72:MAG001

Don't forget to give your name, address and credit card number

ENQUIRIES ONLY: 0625 879940 9am-5pm

Payment: please indicate method (✓)

Access/Mastercard/Eurocard/Barclaycard/Visa

Expiry Date / /

No.

Cheque/Eurocheque made payable to Database Publications Ltd.

Name _____ Signed _____

Address _____

Post Code _____

Tel _____ EUB

Loadsa Bargains.. Loadsa Bargains..

NEW TITLES THIS MONTH

Spycat	£7.50
Repton thru Time	£5.50
Barbarian	£7.50
Saigon	£7.50
Micro Values 1	£3.99
Micro Values 2	£3.99
Micro Values 3	£3.99
Steve Davis Snooker	£1.99
Grid Iron	£1.99

TRIPLE DECKERS

3 Games on 1 Cassette for £1.99

1. Grand Prix/Day at the Races/Manic Mole
2. Invasion Force/Haunted/Parachute
3. Lunar Invasion/Lander/Jam Butty
4. Howzat/Fishing/Golf
5. Starfight/Skramble/Karate Warrior
6. Cavern Capers/Snap Dragon/Castle of Sand
7. Atom Smash/Knock Out/Reaction Tester
8. Grebit/Mr. Freeze /Fruit Worm
9. Break Free/Missile Jammer/Code Breaker

TOWERHILL SPECIAL

KOURTYARD £3.95

SPRING BARGAINS

4 FANTASTIC GAMES IN EACH
COLLECTION
£3.99 each or both £7.50

Acornsoft Hits Vol 1:
*Magic Mushroom - Maze -
Planets - Monster

Acornsoft Hits Vol 2:
*Starship Command - Meteors -
Arcadian - Snooker

BUDGET TITLES

Pengwyn	£1.99
Xanagrams	£1.99
Stock Car	£1.99
Mini Office	£4.95
Dog Flight	£2.99
Combat Lynx	£2.99
Warehouse	£2.99
Suds	£3.99
Peter Scott Trilogy	£2.99
Cascade (50 Games)	£2.99
Daredevil Dennis	£1.99
Snooker (Visions)	£1.99
Tarzan (Martech)	£2.99
Football Manager	£2.99
Last of the free	£3.99
XOR	£4.99

ACORN CASSETTE

RECORDERS

Complete with lead and power
supply
£22.95

ACORNSOFT TITLES

Talkback	£1.50
Workshop	£1.50
Sphinx Adventure	£1.00
Starship Command	£1.00
Hopper	£1.00
Chess	£1.00
Desk Diary	£1.00
Business Games	£1.00
Boxer	£1.00
Me and My Micro	£1.00
Snapper	£1.00
Complete Cocktail Maker ...	£1.00
Watch Your Weight	£1.00
Linkword Italian	£2.25
Linkword Spanish	£2.25
Turtle Graphics	£2.25
Advanced User Guide	£3.25
Lisp	£1.99

IVAN BERG SERIES

English CSE/GCE	£2.00
Biology CSE/GCE	£2.00
Maths 1 CSE/GCE	£2.00
Maths 2 CSE/GCE	£2.00

ROM CARTRIDGES

View (Wordprocessing)	£11.95
Viewsheet	£11.95
Lisp	£7.75
Logo	28.50

CURRENT TITLES

Five Star Games Vol 3	£7.50
10 Computer Hits Vol 4	£7.50
Life of Repton	£5.50
Spellbinder	£7.50
Elixir	£7.50
Bone Cruncher	£7.50
Omega Orb	£6.25
Dispatch Rider	£6.95
Ransack	£7.50
Ziggy	£6.95
Impact	£7.50
Graham Gooch Cricket	£7.50
Powerpack II (7 Games)	£7.50
Play it again Sam	£7.50
Palace of Magic	£7.50
Collosus 4 Chess	£7.50
Superior Hits Vol 3	£7.50
Around World 40 Screens	£5.50
Paper Boy	£7.50
The Lost Crystal	£9.95
The Hunt	£7.50
Village of Lost Souls	£7.50
Spitfire 40	£7.50
Spy v Spy	£7.50
Brian Clough Football	£12.50
Five Star Games Vol 1	£7.50
Five Star Games Vol 2	£7.50
10 Computer Hits Vol 1	£7.50
10 Computer Hits Vol 2	£7.50
10 Computer Hits Vol 3	£7.50
Winter Olympiad '88	£7.50
Star Wars	£7.50
Quest	£7.50
Spycat	£7.50
Boulderdash	£7.50
Indoor Sports	£7.50
Tetris	£6.95
Icarus	£7.50
Phantom Combat	£2.99
Repton II	£2.99
Karate Combat	£2.99




TOWERHILL COMPUTERS LTD

Unit 5, Acacia Close, Cherry Court Way Ind. Est.

Leighton Buzzard, Beds.

Telephone: Leighton Buzzard (0525) 385329



Loads Bargains..

BUGBYTE AT £2.75 EACH

Uranians
Hunkydory
Tennis
Savage Pond
Cricket
Starforce
Ice Hockey
Twin Kingdom Valley
Jack Attack
Templetation
Dunjunz
Squeakalizer
Sky Hawk
Plan B II

ALTERNATIVES AT £1.99

Dead or Alive
Mineshaft
Video Pinball
Microball
Rik the Roadie
Soccer Boss
Olympic Spectacular
Crazee Ebert
Licence to Kill
Confusion
Night Strike

CDS BLUE RIBBON AT £1.99

Bar Billiards
Mango
3D Doty
Trapper
Return of R2
Video Card Arcade



ATLANTIS

League Challenge £2.99
Survivors £2.99
Panic £1.99
Cops and Robbers £1.99
Creepy Cave £1.99
Pro Golf £2.99



Bargains of the Month

Elite £9.00
Phantom Combat £2.99
Repton II £2.99
Karate Combat £2.99
Psycastris £2.99



SUPERIOR at £1.99 each

Fruit Machine
Invaders
Draughts
Reversi
Stranded
Mr. Wiz
Chess
Smash 'n' Grab
Repton I

Percy Penguin
Alien Dropout
World Geography
Centi Bug
Zany Kong Junior
Overdrive
Tempest
Death Star



ALL PRICES INCLUDE V.A.T. AND P&P.
OVERSEAS ORDERS ADD £1.00

DELTA COMPUTERS

BBC MASTER SERIES

Archimedes Ring for price
Master 128 £395.00
Master Compact Entry System £349.00
Master Compact Colour System £555.00

DISC DRIVES

5802 400K DS DD 40/80T £104.95
5802DB Dual 800K 40/80T £204.95
5802D as 5802DB+PSU £234.95
Opus DDOS (With a drive) £40.00

PRINTERS (inc lead)

Brother HR5 £69.95
Brother HR10 d/wheel inc Tractor feed £149.00
Citizen 120D £169.00
Star LC10 £195.00
Star LC10 Colour £259.00
Panasonic KX-P1081 £169.00
Amstrad DMP3160 £199.00
Amstrad DMP3250 DI £199.00

PRINTER RIBBONS

Brother M1009 £3.25
Brother HR5 £3.25
Canon PC1080A £3.25
Epson FX, MX, RX 80 £2.70
Epson LX80, LX86 £2.70
Epson FX, MX, RX 100 £3.35
Panasonic KX-P1081 £3.99
Citizen 120D/LSP10 £4.60
Citizen MSP10,20 £2.70
Citizen MSP15,25 £3.25
Kaga 810 £3.25
M Tally MT80 £3.50
Seikosha GP100/250 £2.65
Shinwa CP80 £3.50

All orders over £100 receive free Touchpad for BBC B (only).
(while stocks last).

MINIMUM ORDER £10.00

SPECIAL OFFERS

Acorn Electron + Acorn Cass player + 3 games + all leads and manual £79.99
As above + Stogger Rom box + Starword £119.99
Tatung Std. Res. Col. Monitor £169.00
Acorn Med. Col. Monitor £239.00
Philips 8833 Col. Monitor £259.00
Brother HR5 Printer £69.99

All prices include VAT

Please add £5 carriage on orders over £100

Mail Order only at this address

Trade and Educational enquiries welcome

85 Union Street Oldham Lancs

Tel: 061-626 3841 Fax No. 061 627 3578



MITHRAS SOFTWARE


Best selling software for your Electron at Bargain prices
New titles available from day of release

	RRP	Ours		RRP	Ours
Spycat	9.95	7.50	Skirmish	9.95	6.95
Repton thru Time	6.95	5.50	Evening Star	9.95	7.50
Saigon	9.95	7.50	Spitfire 40	9.95	7.50
Barbarian	9.95	7.50	Rick Hanson Trilogy	23.95	12.95
Icarus	9.95	7.50	The Lost Crystal	11.95	9.95
Quest	9.95	7.50	The Quill	16.95	12.95
Impact	9.95	7.50	The Hunt	9.95	7.50
Tetris	8.95	6.95	Village of Lost Souls	9.95	7.50
Ziggy	8.95	6.95	Project Thesis	9.95	7.50
Star Wars	9.95	7.50	Myorem	9.95	7.50
10 Computer Hits Vol. 4	9.95	7.50	Kayleth	7.95	6.50
Five Star Games Vol. 3	9.95	7.50	Oxbridge	7.95	6.25
Xor	9.95	5.50	Wheel of Fortune	5.95	5.25
Winter Olympiad	9.95	7.50	Castle Frankenstein	4.95	4.50
Despatch Rider	8.95	6.95	Quest for Holy Grail	4.95	4.50
Play it Again Sam	9.95	7.50	Kingdom of Klein	4.95	4.50
Play it Again Sam Vol 2	9.95	7.50	Rising of Salandra	-	4.50
Palace of Magic	9.95	5.95	The Nine Dancers	-	3.65
Bonecruncher	9.95	7.50	The Puppet Man	-	3.65
Elixir	9.95	5.95	Hex	-	3.65
Spellbinder	9.95	7.50	Wychwood	-	3.65
Superior Collection Vol. 3	9.95	7.50	Golden Baton	-	2.50
Around World 40 Screens	6.95	5.50	Waxworks	-	2.50
The Life of Repton	6.95	5.50	Wizard Akryz	-	2.50
Boulderdash	9.95	7.50	Perseus and Andromeda	-	2.50
Paper Boy	9.95	7.50	Escape from Pulsar 7	-	2.50
Kourtyard	9.95	4.95	Scott Adams Scoops (3 Adv)	-	1.95
Spy vs Spy	9.95	7.50	Forth	-	2.75
Colossus Chess	9.95	7.50	Lisp	-	2.75
Codename Droid	9.95	4.95			
Sphere of Destiny	7.95	3.95	DISCS	5.25"	3.5"
Pro Golf	-	2.95	Bonecruncher	9.50	-
Soccer Boss	-	1.99	Spellbinder	9.50	-
Way of the Exploding Fist	-	1.99	Elixir	-	10.95
Dunjunz	-	2.95	Life of Repton	6.35	-
Micro Value Vol. 3	-	3.65	Play it Again Sam	9.50	11.95
Warehouse	-	2.50	Palace of Magic	9.50	10.95
5 Computer Hits	-	2.50	Codename: Droid	-	11.95
Indoor Sports	9.95	7.50			

A full list of our Electron titles is sent with each order
ALL PRICES INCLUDE VAT & P&P IN UK. ORDERS NORMALLY DESPATCHED WITHIN
24 HOURS OF RECEIPT BY FIRST CLASS POST BUT PLEASE ALLOW 7 DAYS
(Orders to Europe and Eire add 50p for each item. Worldwide add £1 for 1st and 50p for each other item. Please
send cheque payable through a UK bank or give full details of your Visa, MasterCard or Eurocard).
Please Quote Electron (A BBC list is available on request) and send cheque, P.O., Access or Visa number and
cardholder's name to:



MITHRAS SOFTWARE
PO Box 151, Maulden, Bedford, MK45 2YH
Tel: (0525) 402630



Everything you ever wanted to know about your Electron but were afraid to ask is in these back issues of Electron User magazines and on the tapes and discs

ONLY
£1.75
each

electron
user

BACK ISSUES!

Don't miss out on the most informative Electron magazine on the newstands – bring yourself up to date with these back issues. Each one is packed with games, utilities, features and programming tutorials.

January 1988 issue:

Games: Caterpillar, Newmarket, The Golden Crown, Cosmic Guerillas. *Features:* Adventure hints and tips, Spy vs Spy author reveals all, Bug Byte Plan B map, hardware projects, printers explored. *Programming:* Pascal tutorial. *Utilities:* Disc drive toolkit, interrupt driven clock, bank loan calculator.

February 1988 issue:

Features: Adventure hints and tips, printer performance tests, Rainbow art package. *Utilities:* Font designer, sprite editor. *Programming:* Pascal tutorial, using View to edit programs. *Games:* Alien Invasion, Navigator, Super Digga, Odd One Out.

March 1988 issue:

Utilities: Machine code maths and sprite print routines, letterhead designer. *Programming:* Machine code beginners' tutorial part 1. *Games:* Shove Penny, Hiss, beer kit handbook. *Features:* Cheat mode for Acornsoft Snapper, hardware projects, using Viewsheet, adventure hints and tips.



April 1988 issue:

Games: Go-Pig, Dozer Disorder. *Features:* Part 1 of Codename Droid map, build an anemometer, guide to Viewsheet, adventure hints and tips, memory map explored part 1. *Utilities:* Squashed character sets, sprite print routines. *Programming:* Pascal tutorial, beginners' guide to machine code part 2.

May 1988 issue:

Programming: Machine code tutorial part 3. *Games:* Lion's Lair, Keyboard Gremlins, Lucas' Problem. *Features:* Quest author reveals all, Plus 6 reviewed, part 2 of Codename Droid map, Adventure hints and tips. *Utilities:* French to English translator, guide to Viewsheet, colour emulator, shadow ram database, machine code map making.

June 1988 issue:

Games: Fibonacci Nim, Bomb Alert. *Features:* Adventure hints and tips, four-page pullout guide to software, memory map part 2, Viewsheet guide. *Utilities:* Procedure and function lister, shadow ram routines, car route database. *Programming:* Machine code tutorial part 4, writing scrolling map routines.

electron
user

CASSETTES AND DISCS!

Give your fingers a break and save yourself hours of typing by getting these special tapes and discs with all the listings from the magazine ready for you to load and run.

Cassette
£3.95
Disc
£4.75



January 1988:

Games: Caterpillar, Newmarket, The Golden Crown, Cosmic Guerillas, disc drive toolkit, interrupt driven clock.

February 1988:

Rainbow, font designer, sprite editor, Alien Invasion, Navigator, Super Digga, Odd One Out.

March 1988:

Machine code maths and sprite print routines, letterhead designer. Shove Penny, Hiss, font output utility, Beer kit handbook.

April 1988:

Go-Pig, Dozer Disorder, squashed character sets, sprite print routines.

May 1988:

Lion's Lair, Keyboard Gremlins, French to English translator, machine code map display routines.

June 1988:

Fibonacci Nim, Bomb Alert, Procedure and function lister, car route database, scrolling map routines.

TO ORDER PLEASE USE THE FORM ON PAGE 45

IT has been a long time since *Electron User* last published a machine code disassembler, so here is a new, all assembly language version with a lot of useful features not normally found in a magazine listing of this type.

When Stuart Low reviewed Slogger's *TREK disassembler in the February 1987 issue of *Electron User*, I was immediately impressed by its many powerful facilities.

These included the ability to disassemble backwards, and to trace the program flow of any code it disassembled. I therefore decided to write a smaller version, suitable for publishing as a listing.

Tracker is written entirely in assembly language, making the whole disassembly process much faster. Furthermore, it has the ability to follow the path of any JMP or JSR it comes across, allowing you to follow a piece of code right through all of its sub-routines and branches.

If at any point the disassembly proceeds past &8000 into the current paged rom area, you are immediately prompted for the one you want to disassemble.

This is an invaluable feature, as up to 16 roms may occupy this area at some time. As Basic normally occupies this space, it may not be the rom you are interested in examining.

Enter Program I and save it using a suitable filename other than TRACKER. When run, a machine code file called Tracker will be saved to disc or tape; this is the disassembler proper.

The bottom of the screen will fill with random bytes during assembly, as this is where the machine code is being stored in order to leave the user ram free for holding the code to be disassembled.

Type *TRACKER to load and run the utility, and the screen will again fill with data. A neat bordered text

Going down the right track

MARK BOLTON presents a machine code disassembler that boasts some really powerful features

window will appear at the top of the screen to prevent the disassembler being overwritten with text while the program is being used.

Below is an illustration showing Tracker in action, with the function and purpose of various parts of the screen described.

Above the text window are the words JSR, JMP, RAM and PTR. Three of these indicate the state of selectable options available from Tracker, and are highlighted when selected

by pressing the appropriate key. All the keys used to control Tracker are shown in the table below.

The Tracker control options are described in detail below:

- The JSR option, when enabled, will pause disassembly whenever a JSR &XXXX is encountered with the message: *Follow? (Y/N)*.

Pressing Y will cause Tracker to recommence disassembly at the address specified after the JSR, while the N key will cause

the program to move on to the next instruction.

Tracker stores the current address each time a JSR is followed, so that when an RTS is encountered you will be returned to the point immediately following the calling JSR.

- The JMP option works in the same way as the JSR option. The only difference is that because a direct jump is involved, no return address is stored and any

Turn to Page 51 ►

Key	Action	Key	Action
A	Enter a new address from which to continue disassembly	J	Toggle the JSR option on and off
B	Move backwards 256 bytes	M	Toggle the JMP option on and off
F	Move forwards 256 bytes	P	Toggle the printer on and off
		Escape	Exit from Tracker

The control keys

Follow JSR option (off) → JSR

Follow JMP option (off) → JMP

Currently inside user ram → RAM

The disassembly window

Printer option (off) → PTR

```

72C1 AD 08 02 LDA&0208
72C4 85 88 STA&88
72C6 A9 D9 LDA#&D9
72C8 8D 08 STA&0208
72CB AD 09 02 LDA&0209
72CE 85 89 STA&89
72D0 A9 72 LDA#&72
72D2 8D 09 02 STA&0209
72D5 58 CLI
72D6 4C 57 77 JMP&7757
  
```

Ascii representation of the code → X L W w

Current instruction →

Follow? (Y/N) ←

Tracker program occupying screen memory

Asking whether to follow the JMP instruction


Tracker in action

SAVE ££££'s SAVE ££££'s SAVE ££££'s SAVE ££££'s SAVE ££££'s SAVE ££££'s SAVE ££££'s

WHOLESALE PRICES - DIRECT FROM THE WAREHOUSE!

Importers . . . Manufacturers . . . Distributors . . .
Telephone: 0664 410666

STORAGE BOXES



3.50" Lockable - Holds 40	£4.95
3.50" Lockable - Holds 80	£6.95
3.50" Lockable - Holds 120	£8.95
5.25" Lockable - Holds 50	£4.95
5.25" Lockable - Holds 100	£6.97
5.25" Lockable - Holds 140	£8.97

ALL WITH LOCK & TWO KEYS
DIVIDERS & ANTISTATIC!

ACCESSORIES

Mouse Mat	£4.95
BBC Printer Cable	£5.95
Atari etc Printer Cable	£6.95
3.5" Cleaning Kit (fluid)	£4.95
5.25" Cleaning Kit (fluid)	£3.95
Disk Notcher (doubler)	£4.95



Space Saver Printer Stand (80 col)	£24.95
------------------------------------	--------

!!! FLOPPY DISKounts!!! THE MORE YOU BUY - THE MORE YOU SAVE!!!

3.5" Bulk Packed-					
Price each disk	25+	50+	75+	100+	150+
Single Sided 135 T.P.I.	84p	82p	80p	78p	76p
Double Sided 135 T.P.I.	86p	84p	82p	80p	78p

ALL DISCS ARE SUPPLIED WITH LABELS AND ARE
CERTIFIED 100% ERROR FREE

5.25" Bulk Packed-					
Price each disk	25+	50+	75+	100+	150+
Single Sided 48 T.P.I.	42p	37p	32p	30p	29p
Double Sided 48 T.P.I.	44p	39p	34p	32p	31p
Double Sided 96 T.P.I.	46p	41p	36p	34p	33p
Double Sided Col. 96 T.P.I.	55p	49p	45p	39p	38p
Double Sided Rev. 96 T.P.I.	55p	49p	45p	39p	38p

COLOURED DISKS, COME IN FIVE COLOURS (RED,
BLUE, WHITE, YELLOW, GREEN)

REVERSIBLE DISKS HAVE TWO INDEX HOLES AND
TWO NOTCHES!

ALL DISKS COME WITH ENVELOPE AND LABEL SET
AND HAVE A HUB RING AND FULL GUARANTEE

BULK PACKED OFFERS - BEST VALUE IN TOWN

25 Double Sided 5.25" 96T.P.I. Disks with our storage box	£11.50
50 Double Sided 5.25" 96T.P.I. Disks with our storage box	£17.00
75 Double Sided 5.25" 96T.P.I. Disks with our storage box	£22.50
100 Double Sided 5.25" 96T.P.I. Disks with our storage box	£28.50

You can choose either 50 capacity storage box or 100
capacity storage box to go with your discs.
If you want a 140 capacity storage box just add a
further £2.50

20 Double Sided 3.5" 135T.P.I. Disks with our storage box	£19.95
40 Double Sided 3.5" 135T.P.I. Disks with our storage box	£36.95
60 Double Sided 3.5" 135T.P.I. Disks with our storage box	£49.95
80 Double Sided 3.5" 135T.P.I. Disks with our storage box	£64.95

You can choose either 40 capacity storage box or 80
capacity storage box to go with your discs.
If you want a 120 capacity storage box just add a
further £2.50

ALL BOXES COME WITH LOCK, 2 KEYS, DIVIDERS
AND ARE ANTISTATIC

ALL DISKS COME WITH LABELS AND ARE 100%
GUARANTEED ERROR FREE

MELTON COMPUTER SUPPLIES

PO Box 2, Melton Mowbray, Leics. LE13 1YG

Tel: 0664 410666 (24 hrs). Fax: 0664 410221

Phone for our best price before placing your order
EDUCATIONAL & GOVERNMENT ORDERS WELCOME



Please ask for
FREE
catalogue

All Disks are sent by
Trackback or Courier
Service at no extra cost!

E&OE

Remember the price you see is all you pay (U.K. only). Prices include VAT and carriage

SAVE ££££'s SAVE ££££'s SAVE ££££'s SAVE ££££'s SAVE ££££'s SAVE ££££'s SAVE ££££'s

C & F ASSOCIATES

BARGAIN PRICE ELECTRON SOFTWARE

ADDICTIVE	PRICE	CDS	PRICE	MIRRORSOFT	PRICE	Acomsoft Hits 1	7.75
Football Manager	2.99	Colossus Chess 4	7.75	Strike Force Harrier	3.95	SUPERIOR (continued)	PRICE
ALTERNATIVE		DATABASE		Spiritfire 40	7.75	Acomsoft Hits 2	7.75
All Titles	1.99	French on the Run	7.75	ROBICO		Ravenskull	7.75
A.S.L.		Mini Office	4.95	Myorem	7.95	Elite	10.95
Omega Orb	6.75	DOMARK		Village of Lost Souls	7.95	Death Star	1.99
Graham Gooch	7.75	Star Wars	7.75	The Hunt	7.95	Overdrive	1.99
Ransack	7.75	DR. SOFT		ROBICO SPECIAL OFFERS		Tempest	1.99
Despatch Rider	7.20	Phantom Combat	2.99	Rick Hanson	2.95	Invaders	1.99
Ziggy	7.20	GODAX		Project Thesis	2.95	Percy Penquin	1.99
Power Pack 2	7.75	Kourtyard	7.95	Rick Hanson Trilogy	10.95	Mr. Wiz	1.99
Impact	7.95	Skirmish	7.95	SUPERIOR		Smash 'n' Grab	2.99
ATLANTIS		IMAGINE		Barbarian	7.95	TYNESOFT	
Creepy Cave	1.99	Yie Ar Kung Fu 2	7.20	Quest	7.95	Saigon	7.95
Cope & Robbers	1.99	INCENTIVE		Play It Again Sam 2	7.95	Indoor Sports	7.95
League Challenge	2.99	Adventure Creator	12.95	Elixir (+ 3 disc)	12.95	Boulder Dash	7.95
BEAU-JOLLY		Confuzion	1.99	Spellbinder	7.75	Winter Olympiad 88	7.75
10 Computer Hits 4	7.95	LARSOFT		Bone Cruncher	7.75	Spy vs. Spy	7.75
10 Computer Hits 3	7.75	Hex	3.95	Repton Thru Time	5.95	Phantom	6.75
5 Star Games	7.75	Puppet Man	3.95	Life of Repton	5.95	The Big KO	6.75
5 Star Games 2	7.75	Nine Dancers	3.95	Life of Repton (5.25 Disc)	6.95	Commonwealth Games	6.75
5 Star Games 3	7.95	Wychwood	3.95	Play It Again Sam	7.75	Micro Value (4 games)	3.95
BUG-BYTE		Rising of Salandra	4.95	Palace of Magic (+3 disc)	12.95	Micro Value 2	3.95
Dunjunz	2.95	LOGOTRON		Palace of Magic (5.25 disc)	10.95	Micro Value 3	3.95
Plan B	2.95	Xor	7.75	Around the World	5.95	Micro Value Gold	3.95
Plan B2	2.95			Superior Collection 3	7.75	US GOLD	
Squeakaliser	2.95					Beach Head	6.95
Templeton	2.95						

Orders normally despatched by First Class Post on day of receipt. But allow max. of seven days. All prices include VAT & P&P (Overseas orders add £1)

Name	Title	Cost	Access orders accepted Make PO/Cheques payable to: C & F ASSOCIATES and send to: C & F ASSOCIATES 1 MOOREND, WEMBWORTHY DEVON EX18 7SE Tel: (0392) 413418
Address			
Make of Computer		Total	

◀ From Page 49

subsequent RTS instructions will just be disassembled and ignored, unless the JSR option is also enabled.

● The PTR option is the printer enable function. Pressing P – as shown in Table 1 – highlights this option, and all further output will be sent to the printer as well as the screen. Of course, the program will halt if the printer is off-line or disconnected.

● Finally, the RAM option is not so much a function as an indication of which area of memory is currently being disassembled.

It is always highlighted, and will show the words RAM, ROM or MOS depending on whether you are currently below &8000, between &8000 and &BFFF, or at/above &C000.

Toggled options

If you have a Plus 1, you may find that one or more of these options are set seemingly at random when you first *RUN Tracker. This is not a problem, as they can immediately be toggled to the required state.

Disabling the Plus 1 is one way to ensure this doesn't happen in the first place, and if you have Pres's new AP2 rom, the marvellously useful *KILL command will do the job for you.

When you first *RUN Tracker, the current contents of the integer variable D% are used to determine the initial address at which disassembly will start, and unless set up beforehand it will contain a useless value.

Therefore to examine memory at the required address press A, which will cause Tracker to prompt you to enter a new address at which to re-commence disassembly.

You can also press Escape and set D% to any address, followed by *GO. You will be placed back into Tracker, with the disassembly start-

ing from the new address. Here is an example:

```
(Escape)
D%=&2000
*GO
```

The use of D% as an initial start address is extremely useful when debugging your own machine code. As soon as you find a bug, just set D% to an address near to the suspect portion of code, and type *TRACKER.

There is another new star command available when

Tracker is installed – *RID. You must use this command when you've finished a session with Tracker, to reset the Osci vector at &208-&209 back to its original state.

Because Tracker sets this vector up to point into its own star command checking routine, forgetting to type *RID will cause your Electron to crash at the next star command, if the data area at the foot of the screen has been wiped by changing

mode. Pressing Break will also properly reset the Osci vector, and Control+Break is preferable if you want a complete system reset.

Tracker is fully compatible with the Slogger Master Ram Board, and will work perfectly in 64k mode.

It's probably better to use Tracker in 64k mode, because there will be no clutter at the foot of the screen, due to the fact that the screen memory is held in another bank of ram.

```
10 REM TRACKER
20 REM Machine Code
30 REM Disassembler
40 REM By Mark Bolton
50 REM
60 MODE6
70 addr=&70:temp=&72:op=&
74:mne=&75:fd=&78:inc=&79:in
dex=&7A:counter=&7B:code=&7C
:temp2=&7D:rom=&7F:stat=&80:
x=&81:y=&82:loc=&83:jsr%=&84
:jmp%=&85:ptr%=&86:flag=&87:
old=&88:pointer=&8F:bot=14
80 FOR LX=0 TO 2 STEP2
90 PX=&72C0:COPT LX
100 .int SEI:LDA&208:STA o
ld:LDA#command MOD256:STA&20
8:LDA&209:STA old+1:LDA#comm
and DIV256:STA&209:CLI:.endi
nt JMP start
110 .command STX&F2:STY&F3
:LDY#1:.lp1 LDA(&F2),Y:CMPC
om1-1,Y:BNE command2:INY:CPY
#3:BNE lp1:JMP start
120 .command2 LDY#1:.lp2 L
DA(&F2),Y:CMPCom2-1,Y:BNE c
ommand3:INY:CPY#4:BNE lp2:JM
P rid
130 .command3 LDX&F2:LDY&F
3:JMP(old)
140 .com1 EQUUS"GO":.com2 E
QUUS"RID"
150 .rid SEI:LDAold:STA&20
8:LDAold+1:STA&209:CLI:JSRvd
u26:LDA#12:JMP&FFEE
160 .hex PHA:LSRA:LSRA:LSR
A:LSRA:JSR hex2:PLA
170 .hex2 AND#&F:SED:CLC:A
DC#&9D:ADC#&84:CLD:JMP&FFEE
180 .char STYtemp2:STA&60:
LDA#&A:LDX#&60:LDY#0:JSR&FFF
1
190 LDA#23:JSR&FFEE:LDA#25
5:JSR&FFEE:LDA#0:JSR&FFEE:LD
X#1:JSR vdu:INX:INX:JSR vdu
200 INX:JSR vdu:INX:JSR vd
u:INX:INX:JSR vdu:LDA#0:JSR&
FFEE:JSR&FFEE
210 LDA stat:BEQ endv:LDY#
6:.vlp LDA&CF8,Y:EOR#255:STA
&CF8,Y:DEY:BPL vlp:.endv LDY
temp2:LDA#255:JMP&FFEE
220 .vdu LDA&60,X:JMP&FFEE
230 .vdu31 LDA#31:JSR&FFEE
:TXA:JSR&FFEE:TYA:JMP&FFEE
240 .main_loop
250 JSR get_info:JSR ptr_o
n:JSR address:LDA#0:STA stat
:JSR mnemonic:LDA#6:JSR xpos
260 JSR bytes:LDA#1:STA st
at:JSR mnemonic:JSR ascii:LD
A#10:JSR&FFEE:LDA#13:JSR&FFE
E:JSR ptr_off:JSR follow:JSR
&FFEE:CMPS#27:BEQ stop
270 CMP#ASC"B":BNE cont2:D
EC addr+1:JSR string:EQUUS" -
- Back --":BRK:JSR&FFEE7:JMP
main_loop
280 .cont2 CMP#ASC"F":BNE
cont3:INC addr+1:JSR string:
EQUUS" -- Forward --":BRK:JSR
&FFEE7:JMP main_loop
290 .cont3 CMP#ASC"P":BNE
cont4:JSR togptr:JMP cont0
300 .cont4 CMP#ASC"M":BNE
cont5:JSR togjmp:JMP cont0
310 .cont5 CMP#ASC"J":BNE
cont6:JSR togjsr:JMP cont0
320 .cont6 CMP#ASC"A":BNE
cont7:JSR input:JMP main_loo
p
330 .cont7 .cont0
340 CLC:LDAaddr:ADCinc:STA
addr:LDAaddr+1:ADC#0:STAaddr
+1
350 JMP main_loop
360 .stop JSR ptr_off:BRK:
BRK:EQUUS"Stop":BRK
370 .get_info
380 LDY#0:STY counter:JSR
read:STA op
390 LDA#table1 MOD256:STA
temp:LDA#table1 DIV256:STA t
emp+1
400 .glp LDA(temp),Y:CMPO
p:BEQ found
410 CLC:LDAtemp:ADC#3:STAT
emp:LDAtemp+1:ADC#0:STATemp+
1:INCCOUNTER
420 LDA counter:CMPS#152:BN
E glp
430 LDA#0:STA fd:STA index
:RTS
440 .found LDA#&FF:STA fd
450 LDY#1:LDA(temp),Y:STA
code:DEC code:INY:LDA(temp),
Y:STA index
460 LDA#table2 MOD256:STA
temp:LDA#table2 DIV256:STA t
emp+1:LDA code:BEQ skip
470 LDY#0:.flp LDA temp:C
LC:ADC#3:STA temp:LDA temp+1
:ADC#0:STA temp+1:INY:CPY co
de:BNE flp
480 .skip LDY#0:.lp2 LDA(t
emp),Y:STA mne,Y:INY:CPY#3:B
NE lp2
490 RTS
500 .read JSR what:STY&9D:
LDA addr+1:CMPS#&80:BPL read2
:JMP read5
510 .read2 CMPS#&C0:BMI rea
d3:JMP read5
520 .read3
530 STY temp2:CLC:LDA addr
:ADC temp2:STA&F6:LDA addr+1
:ADC#0:STA&F7:LDY rom:JSR&FF
B9:LDY&9D:RTS
540 .read5 LDA(addr),Y:RTS
550 .address LDA addr+1:JS
R hex:LDA addr:JSR hex:LDA#3
2:JMP&FFEE
560 .bytes LDY#0:.blp JSR
read:JSR hex:LDA#32:JSR&FFEE
:INY:CPY inc:BNE blp:LDA#16
570 .xpos STA temp2:.xlp L
DA#134:JSR&FFF4:CPX temp2:BP
L endx:LDA#32:JSR&FFEE:JMP x
lp:.endx RTS
580 .mnemonic LDA stat:BNE
mnemon:JMP number
590 .mnemon
600 LDA fd:BNE mne2:JSR st
ring:EQUUS"No such code":EQUB
0:RTS
610 .mne2 LDY#0:.mlp LDA m
ne,Y:JSR&FFEE:INY:CPY#3:BNE
mlp:.mne3
620 LDA index:BNE m1:JMP A
0
630 .m1 CMP#1:BNE2:JMP A1
640 .m2 CMP#2:BNE3:JMP A2
650 .m3 CMP#3:BNE4:JMP A3
660 .m4 CMP#4:BNE5:JMP A4
670 .m5 CMP#5:BNE6:JMP A5
680 .m6 CMP#6:BNE7:JMP A6
690 .m7 CMP#7:BNE8:JMP A7
```

Turn to Page 52 ▶

◀ From Page 51

```

700 .n8 CMP#8:BNEn9:JMP A8
710 .n9 CMP#9:BNEn10:JMP A
9
720 .n10 CMP#10:BNEn11:JMP
A10
730 .n11 CMP#11:BNEn12:JMP
A11
740 .n0 RTS
750 .ascii LDA#36:JSR xpos
:LDY#0:.alp JSR read:CMP#32:
BPL asc2:LDA#ASC":JMP asc3
760 .asc2 CMP#127:BMI asc3
:LDA#ASC".
770 .asc3 JSR&FFEE:INY:CPY
inc:BNE alp
780 RTS
790 .A0 LDA#32:JSR&FFEE:LD
A#ASC'A':JMP&FFEE
800 .A1 JSR hash:JSR amp:L
DY#1:JSR read:JMP hex
810 .A2 JSR amp:LDY#1:JSR
read:JMP hex
820 .A3 JSR amp:LDY#1:JSR
read:JSR hex:JSR comma:JMP p
x
830 .A4 JSR amp:LDY#2:JSR
read:JSR hex:DEY:JSR read:JM
P hex
840 .A5 JSR amp:LDY#2:JSR
read:JSR hex:DEY:JSR read:JS
R hex:JSR comma:JMP py
850 .A6 JSR amp:LDY#2:JSR
read:JSR hex:DEY:JSR read:JS
R hex:JSR comma:JMP px
860 .A7 JSR brack1:JSR amp
:LDY#1:JSR read:JSR hex:JSR
comma:JSR px:JMP brack2
870 .A8 JSR brack1:JSR amp
:LDY#1:JSR read:JSR hex:JSR
brack2:JSR comma:JMP py
880 .A9 JSR amp:LDY#1:JSR
read:STA temp:CMP#81:BMI B9
:SEC:LDA#8FE:SBC temp:STA te
mp+1:SEC:LDA addr:SBC temp+1
:PHA:LDA addr+1:SBC#0:JSR he
x:PLA:JMP hex
890 .B9 CLC:LDA#2:ADC temp
:STA temp+1:CLC:LDA addr:ADC
temp+1:PHA:LDA addr+1:ADC#0
:JSR hex:PLA:JMP hex
900 .A11 JSR brack1:JSR an
p:LDY#2:JSR read:JSR hex:DEY
:JSR read:JSR hex:JMP brack2
910 .A10 RTS
920 .px LDA#ASC'X':JMP&FFE
E:.py LDA#ASC'Y':JMP&FFEE:.b
rack1 LDA#ASC'(:JMP&FFEE:.b
rack2 LDA#ASC')':JMP&FFEE
930 .comma LDA#ASC',':JMP&
FFEE:.amp LDA#ASC&':JMP&FFEE
E:.hash LDA#ASC'#':JMP&FFEE
940 .number LDA index:CMP#
1:BEQ 12:CMP#2:BEQ 12:CMP#3:
BEQ 12:CMP#7:BEQ 12:CMP#8:BE
Q 12:CMP#9:BEQ 12
950 CMP#4:BEQ 13:CMP#5:BEQ
13:CMP#6:BEQ 13:.11 LDA#1:S
TA inc:RTS
960 .I2 LDA#2:STA inc:RTS:
.I3 LDA#3:STA inc:RTS
970 .str PLA:STA temp:PLA:
STA temp+1:LDY#0:BEQ ps2:.ps
LDA(temp),Y:BEQ ps1:JSR cha
r:.ps2 INC temp:BNE ps:INC t
emp+1:BNE ps:.ps1 LDA temp+1
:PHA:LDA temp:PHA:RTS

```

```

980 .string PLA:STA temp:P
LA:STA temp+1:LDY#0:BEQ ps5:
.ps3 LDA(temp),Y:BEQ ps4:JSR
&FFEE:.ps5 INC temp:BNE ps3:
INC temp+1:BNE ps3:.ps4 LDA
temp+1:PHA:LDA temp:PHA:RTS
990 .start LDA#28:JSR&FFEE
:LDA#0:JSR&FFEE:LDA#12:JSR&F
FEE:LDA#39:JSR&FFEE:LDA#0:JS
R&FFEE:LDA#12:JSR&FFEE:LDA#2
6:JSR&FFEE
1000 LDY#7:LDA#0:.stp1 STA&

```

```

LDY#0:JSR vdu31:JSR str:EQU
S' RAM :BRK:JMP vdu28
1140 .pptr JSR vdu26:LDX#35
:LDY#0:JSR vdu31:JSR str:EQU
S' PTR :BRK:JMP vdu28
1150 .pran JSR vdu26:LDX#12
:LDY#0:JSR vdu31:JSR str:EQU
S' RAM :BRK:JMP vdu28
1160 .prom JSR vdu26:LDX#12
:LDY#0:JSR vdu31:JSR str:EQU
S' ROM :BRK:JMP vdu28
1170 .pms JSR vdu26:LDX#12

```

```

1290 LDX#16:LDY#bot:LDA#9:J
SR spc
1300 LDX#18:LDY#0:LDA#16:JS
R spc
1310 JMP vdu28
1320 .follow
1330 LDA jmpX:BEQ f2:JSR fj
mp
1340 .f2 LDA jsrX:BEQ f3:JS
R fjsr
1350 .f3 RTS
1360 .fjmp LDA op:CMP#84C:B
NE fjmp2:JSR prompt:BCS fjmp
4:RTS:.fjmp4 JSR ffw:LDY#1:J
SR read:PHA:INY:JSR read:STA
addr+1:PLA:STA addr:LDA#0:S
TA inc:RTS
1370 .fjmp2 CMP#86C:BEQ fjm
p5:RTS:.fjmp5 JSR prompt:BCS
fjmp3:RTS
1380 .fjmp3 JSR ffw:LDY#1:J
SR read:PHA:INY:JSR read:STA
addr+1:PLA:STA addr:LDY#0:J
SR read:PHA:INY:JSR read:STA
addr+1:PLA:STA addr:LDA#0:S
TA inc:RTS
1390 .fjsr LDA op:CMP#820:B
NE fjsr3:JSR prompt:BCS fjsr
2:RTS:.fjsr2 JSR ffw:LDY poi
nter
1400 LDA addr:STA stack,Y:I
NY:LDA addr+1:STA stack,Y:IN
Y:STY pointer:LDY#1:JSR read
:PHA:INY:JSR read:STA addr+1
:PLA:STA addr:LDA#0:STA inc:
RTS
1410 .fjsr3 CMP#860:BNE fjs
r5:LDA pointer:BEQ fjsr5:JSR
ptr_on:JSR string:EQU$' --
Return --:BRK:JSR&FFEE7:JSR
ptr_off
1420 LDY pointer:DEY:LDA st
ack,Y:STA addr+1:DEY:LDA sta
ck,Y:STA addr:STY pointer:LD
A#3:STA inc
1430 .fjsr5 RTS
1440 .ffw JSR ptr_on:JSR st
ring:EQU$' -- Follow --:BRK
:JSR&FFEE7:JMP ptr_off
1450 .togjsr LDA jsrX:EOR#8
FF:STA jsrX:AND#1:STA stat:L
DA jsrX:AND pointer:STA poin
ter:JMP pjsr
1460 .togjmp LDA jmpX:EOR#8
FF:STA jmpX:AND#1:STA stat:J
MP pjmp
1470 .togptr LDA ptrX:EOR#8
FF:STA ptrX:AND#1:STA stat:J
MP pptr
1480 .ptr_on LDA ptrX:BEQ e
ndptr:LDA#2:JSR&FFEE:.endptr
RTS:.ptr_off LDA ptrX:BEQ e
ndptr:LDA#3:JMP&FFEE
1490 .input JSR vdu26:LDX#1
1:LDY#bot:JSR vdu31:JSR stri
ng:EQU$'Continue at 8:BRK:L
DX#table3 MOD256:LDY#table3
DIV256:LDA#4:STA table3+2:LDA
#0:JSR&FFEE
1500 .move LDA table4+4:CMP
#8D:BEQ inp2:LDA table4+3:ST
A table4+4:LDA table4+2:STA
table4+3:LDA table4+1:STA ta
ble4+2:LDA table4:STA table4
+1:LDA#48:STA table4:JMP mov
e
1510 .inp2

```



```

CF8,Y:DEY:BPL stp1:LDA#255:S
TA&CFB
1010 LDA#40:LDX#0:LDY#1:JSR
chr:LDA#40:LDX#0:LDY#bot-1:
JSR chr
1020 LDA flag:BNE miss:LDA&
410:STA addr:LDA&411:STA add
r+1:LDA#0:STA jsrX:STA jmpX:
STA ptrX:.miss
1030 LDA#0:STA stat:JSR pjs
r:JSR pjmp:JSR pptr
1040 LDA#8FF:STA loc:STA fl
ag
1050 LDA#1:STA stat:LDA jsr
X:BEQ st2:JSR pjsr:.st2 LDA
jmpX:BEQ st3:JSR pjmp:.st3 L
DA ptrX:BEQ st4:JSR pptr
1060 .st4
1070 LDA&410:STA addr:LDA&4
11:STA addr+1
1080 LDA#0:STA x:STA y:JSR
vdu28
1090 JMP main_loop
1100 .vdu28 LDA#28:JSR&FFEE
:LDA#0:JSR&FFEE:LDA#bot-2:JS
R&FFEE:LDA#39:JSR&FFEE:LDA#2
:JSR&FFEE:LDX x:LDY y:JSR vd
u31:JMP ptr_on
1110 .vdu26 LDA#134:JSR&FFF
4:STX x:STY y:JSR ptr_off:LD
A#26:JMP&FFEE
1120 .pjsr JSR vdu26:LDX#0:
LDY#0:JSR vdu31:JSR str:EQU
S' JSR :BRK:JMP vdu28
1130 .pjmp JSR vdu26:LDX#6:

```

```

:LDY#0:JSR vdu31:JSR str:EQU
S' MOS :BRK:JMP vdu28
1180 .what PHA:TXA:PHA:TYA:
PHA:LDA#1:STA stat
1190 LDA addr+1:CMP#880:BPL
what2:LDA loc:BEQ endwhat:L
DA#0:STA loc:JSR pran:JMP en
dwhat
1200 .what2 CMP#8C0:BPL wha
t3:LDA loc:CMP#1:BEQ endwhat
:LDA#1:STA loc:JSR pran:JSR
getrom:JMP endwhat
1210 .what3 LDA loc:CMP#2:B
EQ endwhat:LDA#2:STA loc:JSR
pnos
1220 .endwhat LDA#0:STA sta
t:PLA:TXA:PLA:TXA:PLA:RTS
1230 .getrom JSR vdu26:LDY#
0:STY stat:LDX#18:JSR vdu31:
JSR str:EQU$'ENTER ROM NUMBE
R:BRK
1240 LDX#16:LDY#bot:JSR vdu
31:JSR string:EQU$'ROM - ':B
RK
1250 LDA#0:LDX#table3 MOD25
6:LDY#table3 DIV256:JSR&FFF1
1260 LDY#0:.g1 LDA table4,Y
:CMP#13:BEQ g2:SEC:SBC#48:ST
A table4,Y:INY:JMP g1
1270 .g2 CPY#0:BNE g3:LDA#0
:STA table4:STA table4+1:JMP
g6:.g3 CPY#1:BNE g6:LDA tab
le4:STA table4+1:LDA#0:STA t
able4
1280 .g6 JSR dec:STA rom

```

```
1520 LDA#2:STA table3+2:LDA
#20:LDX#11:LDY#bot:JSR spc:J
SR vdu28
```

```
1530 JSR string:EQU$ -- Ne
w Address --:BRK:LDX#table4
MOD256:LDY#table4 DIV256:ST
X&F2:STY&F3
```

```
1540 JSR&FFFE7
```

```
1550 LDY#0:JSR num:STA addr
+1:INY:JSR num:STA addr:LDA#
0:STA inc:.clr LDY#4:.lo STA
table4,Y:DEY:BPL lo:STA inc
:RTS
```

```
1560 .spc PHA:JSR vdu31:PLA
:TAY:.sp LDA#32:JSR&FFEE:DEY
:BNE sp:RTS
```

```
1570 .chr PHA:JSR vdu31:PLA
:TAY:.cp LDA#255:JSR&FFEE:DE
Y:BNE cp:RTS
```

```
1580 .num LDA(&F2),Y:JSR in
str:CLC:ASLA:ASLA:ASLA:ASLA:
STA temp2:INY:LDA(&F2),Y:JSR
instr:CLC:ADC temp2:RTS
```

```
1590 .instr STY y:STA temp:
LDY#0:.loop LDA ldata,Y:CMP
temp:BEQ endins:INY:CPY#16:B
NE loop:LDY#0:.endins TYA:LD
Y y:RTS
```

```
1600 .ldata EQU$0123456789
ABCDEF
```

```
1610 .table3 EQU$ table4 MO
```

```
D256:EQU$ table4 DIV256: EQU
B2:EQU$ 32:EQU$ 127
```

```
1620 .table4 EQU$000000
```

```
1630 .dec LDA#0:STA temp2:L
DA table4:BEQ dec2:LDY table
4:.dpl LDA temp2:CLC:ADC#10:
STA temp2:DEY:BNE dlp
```

```
1640 .dec2 CLC:LDA table4+1
:ADC temp2:RTS
```

```
1650 .prompt JSR vdu26:LDX#
13:LDY#bot:JSR vdu31:JSR str
ing:EQU$Follow? (Y/N):BRK
```

```
1660 .pr1 JSR&FFFE0:CMP#ASC"
Y":BNE pr2:SEC:JMP pr3
```

```
1670 .pr2 CMP#ASC"N":BNE pr
1:CLC:JMP pr3
```

```
1680 .pr4 CMP#27:BNE pr1:JM
P stop
```

```
1690 .pr3 PHP:LDX#13:LDY#bo
t:LDA#14:JSR spc
```

```
1700 JSR vdu28:PLP:RTS
1710 .stack EQU$ STRINGS(12
8,CHR$0)
```

```
1720 .table1
```

```
1730 ]
```

```
1740 RESTORE 1750:FOR IX=1
TO 152:READAS,b,c:?PX=VAL("
```

```
8"+AS):PX?1=b:PX?2=c:PX=PX+3
:NEXT
```

```
1750 DATA 69,1,1,65,1,2,75,
1,3,60,1,4,79,1,5,70,1,6,61,
1,7,71,1,8,29,2,1,25,2,2,35,
2,3,20,2,4,30,2,6,39,2,5,21,
```

```
2,7,31,2,8
```

```
1760 DATA A,3,0,6,3,2,16,3,
3,E,3,4,1E,3,6,90,4,9,80,5,9
,F0,6,9,24,7,2,2C,7,4,30,8,9
,00,9,9,10,10,9,0,11,10,50,1
2,9,70,13,9
```

```
1770 DATA 18,14,10,08,15,10
,58,16,10,88,17,10,C9,18,1,C
5,18,2,05,18,3,CD,18,4,DD,18
,6,D9,18,5,C1,18,7,D1,18,8,E
0,19,1,E4,19,2,EC,19,4
```

```
1780 DATA C0,20,1,C4,20,2,C
C,20,4,C6,21,2,06,21,3,CE,21
,4,DE,21,6,CA,22,10,88,23,10
,E8,24,10,C8,25,10,E6,27,2,F
6,27,3,EE,27,4,FE,27,6
```

```
1790 DATA 49,26,1,45,26,2,5
5,26,3,40,26,4,50,26,6,59,26
,5,41,26,7,51,26,8,4C,28,4,6
C,28,11,20,29,4,A9,30,1,A5,3
0,2,85,30,3,AD,30,4
```

```
1800 DATA BD,30,6,B9,30,5,A
1,30,7,B1,30,8,A2,31,1,A6,31
,2,B6,31,3,AE,31,4,BE,31,5,A
0,32,1,A4,32,2,B4,32,3,AC,32
,4,BC,32,6
```

```
1810 DATA 4A,33,0,46,33,2,5
6,33,3,4E,33,4,5E,33,6,EA,34
,10,48,35,10,8,36,10,68,37,1
0,28,38,10,40,39,10,60,40,10
,38,41,10,F8,42,10
```

```
1820 DATA 78,43,10,AA,44,10
,A8,45,10,98,46,10,BA,47,10,
```

```
8A,48,10,9A,49,10,9,50,1,5,5
0,2,15,50,3,0,50,4,19,50,5,1
0,50,6,1,50,7,11,50,8
```

```
1830 DATA 2A,51,0,26,51,2,3
6,51,3,2E,51,4,3E,51,6,6A,52
,0,66,52,2,76,52,3,6E,52,4,7
E,52,6,E9,53,1,E5,53,2,F5,53
,3,ED,53,4,FD,53,6
```

```
1840 DATA F9,53,5,E1,53,7,F
1,53,8,85,54,2,95,54,3,8D,54
,4,9D,54,6,99,54,5,81,54,7,9
1,54,8,86,55,2,96,55,3,8E,55
,4,84,56,2,94,56,3,8C,56,4
```

```
1850 DATA 0,0,0
```

```
1860 [OPT L%:table2
```

```
1870 ]:RESTORE1900
```

```
1880 FOR IX=1 TO56:READAS:?
PX=ASCLEFTS(AS,1):PX?1=ASCMID
```

```
S(AS,2,1):PX?2=ASCRIGHTS(AS
,1)
```

```
1890 PX=PX+3:NEXT
```

```
1900 DATA ADC,AND,ASL,BCC,B
CS,BEQ,BIT,BMI,BNE,BPL,BRK,B
VC,BVS,CLC,CLD,CLI,CLV,CMP,C
PX,CPY,DEC,DEX,DEY,INX,INY,E
OR,INC,JMP,JSR,LDA,LDX,LDY,L
SR,NOP,PHA,PHP,PLA,PLP,RTI,R
TS,SEC,SED,SEI,TAX,TAY,TYA,T
SX,TXA,STX,ORA,ROL,ROR,SBC,S
TA,STX,STY
```

```
1910 NEXT
```

```
1920 OSCLI"SAVE TRACKER 72C
0 "+STR$PX
```

Adventure Anthology

This superb collection contains four of the best adventures taken from the pages of *Electron User*. In addition there is an unpublished masterpiece written by Bill Trevelyan, one of the magazine's foremost contributors. They range

The Golden Crown: The King has been robbed of his crown by a devious adversary. A knighthood and countless wealth is promised to whosoever can recover the crown.

Johnny: In this adventure by Bill Trevelyan you are cast in the role of a young boy. Your objective is to get to school on time. This is no simple task though, and many pitfalls and puzzles await you along the way.

These exciting adventures will keep you engrossed for weeks – and at less than £1 each this has to be one of the best bargains for intrepid adventurers ever devised.

Dracula: Take a deep breath and step across the threshold into Dracula's castle. Find Drava's Scroll of Runes and retrieve the lost fortunes.

Craal: A classic adventure in which you have to find the magical crown and return it to its rightful owner.

Necromancer: A peaceful village has been terrorised by an evil wizard. Search him out and take back the stolen treasures.

Only
£4.95



BBC/ELECTRON 'IMAGE' V.2

'IMAGE' was the ultimate tape back up system,
now, it's even better

You can be completely assured that this is the best and most able program of its type available. It can deal with:

- Locked programs
- Programs of any length
- 300† and 1200 BAUD
- Files
- ?s (Ctrl codes) in Filename
- Multiple back ups
- False or trick block info.
- Changing Filename†
- Continuous data stream†
- Locking and unlocking programs

It is VERY IMPORTANT INDEED purchasers take note that 'IMAGE' is for sale strictly for making BACK-UPS of your own software for your own use, for protecting your own programs, or as an aid to putting software on disk (by removing locks from tape software). Any person found using the program for illegal purposes runs the risk of being prosecuted.

To receive your copy of 'Image' send a cheque or P.O. for the sum of
An Astounding £5.80 to:

Peter Donn, Dept. EU, 38 Fitzwarren, Thorpe Bay, Essex
Please state BBC or Electron version. V1 owners can obtain V2 by sending £1.50+V1
AA269 without case † BBC version only

ADVERTISERS' INDEX

21st Software	38
A1 Computer Services	54
C & F Associates	50
Delta	47
Impact Posters	55
Jafa Systems	54
Kosmos Software	54
Melton Computer Supplies.....	50
Mithras Software	47
Peter Donn	54
Pres.....	34,35
Superior Software	2,56
Slogger.....	14,15
Software Bargains	18
Towerhill	46,47
Voltmace	12

NEW

ROMPLUS-144

INTELLIGENT SIDEWAYS ROM UNIT

with BUILT IN RAM FILING SYSTEM AND PRINTER BUFFER

Fits into a Plus One/ROMbox Plus slot and holds 7 ROMs plus a 32k RAM

ROMs software selectable via integral OS.ROM. Compatible with NTG fonts, Wordwise, VIEW, etc
Price only £39 + £15 for RAM

ELECTRON MODE 7 ADAPTOR

What the reviewers said:

"Here at last is a true Mode 7 adaptor . . . and very impressive it is too"-Electron User, Aug '87

"A quality product well made . . . buy it!"-A&B Computing, Feb '88

"Go on, spoil yourself!"-Acorn User, May '88

Prices: Full Unit-£89; Kit (Bare pcb, ROM + Parts list + layout)-£25 + £10 for case

MODE 7 SCREEN EDITOR

"Vudata" from Tendere Software on 3.5" disc. Price £10

ORIGINAL E2P SECOND PROCESSOR KIT

"An excellent add-on"-A&B Computing, April '86

Price (Bare pcb, construction notes) with software on cassette-£15, on 3.5" disc or ROM-£20

ALL PRICES ARE INCLUSIVE OF POSTAGE, ETC.

Please allow 28 days delivery

Jafa Systems

9 Lon-y-Garwa, Caerphilly, Mid-Glamorgan
Telephone (0222) 887203



TWO WAYS TO ENSURE YOU GET

A Database Publication
electron
user
EVERY MONTH

1. Complete and mail subscription form on Page 45
2. Hand this form to your newsagent.

Please reserve me a copy of Electron User magazine every month until further notice.

- I will collect
 I would like it delivered to my home.

Name _____

Address _____

Note to newsagent: Electron User should be obtainable from your local wholesaler, or contact Mike Rice
Circulation Manager on 0424 430422

KOSMOS

SOFTWARE

Whatever your subject...

French, First Aid, Football, Spelling, Science, Spanish, Sport,
Scotland, England, English Words, German,
General Knowledge, Geography, Italian, Arithmetic,
Natural History.

Let your computer help you learn

Write or phone for a FREE 20 page illustrated catalogue of our
Leisure and Educational Software

KOSMOS SOFTWARE LIMITED

FREEPOST (no stamp needed)

DUNSTABLE, Beds. LU5 6BR

Tel: 05255 3942 or 5406

A1 COMPUTER SERVICES

For your Computer Repairs and Supplies

We are Authorised Slogger and Amstrad Dealers
and also an authorised Microvitec Service Centre.
Used Equipment bought and sold.

We also supply coloured discs at discount prices

9 PADDOCK MOUNT, DAWLEY,
TELFORD, SHROPSHIRE. TF4 3PR
Tel: 0952-502737

THE IMPACT GAMES CLUB

OUR GUARANTEE

1. Over 200 titles always in stock.
2. Over 98% of all orders are sent out on the day they are received by 1st Class Post.
3. We immediately replace any faulty games purchased from us.
4. Prices are fully inclusive - nothing else to pay.

Plus we'll send you a free copy of our comprehensive club magazine featuring over 200 games, reviews, 1/2 price offers, compilation titles breakdown, competitions and the latest up-to-the-minute news.

Repton Thru Time (Superior Software)

This superb new set of 40 screens makes Repton's previous problems look trivial. Follow Repton from the prehistoric era, where dinosaurs were the least of his problems, through the Egyptian, Victorian and present time zones. Ultimately see what the future holds for our hero. Set against the stars, Repton will find that things are not always what they seem.

Cassette £5.50 BBC 5.25" Disc £6.35 Master Compact £7.50

FREE HELPSHEETS/MAPS

Spend over £4 on games and you may choose any ONE of the following helpsheets/solutions and maps absolutely FREE:- Spend over £10 and you may choose any TWO FREE:-

Spycat..... (Helpsheet + map)	Codename: Droid..... (Solution + map)
Plan BZ..... (Solution + map)	Thunderstruck..... (Solution + map)
Quest..... (Helpsheet + map)	Thunderstruck 2..... (Solution + map)
Ravenskull..... (Solution + 4 maps)	The Lost Crystal..... (Solution)
Citadel..... (Solution + map)	Last of The Free..... (Solution + map)
Plan B..... (Solution + map)	Kourtyard..... (Helpsheet + maps)
Spy Vs Spy..... (Helpsheet)	Grimmes Castle..... (Solution + map)
Spellbinder..... (Solution + map)	Palace of Magic..... (Solution + map)
Elixir..... (Solution + map)	Impact..... (Helpsheet + passwords)
Paperboy..... (Helpsheet)	Icarus..... (Helpsheet + maps)
Twin Kingdom Valley..... (Solution + map)	Sphinx Adventure..... (Solution)
Omega Orb..... (Helpsheet + map)	Rick Hanson 2..... (Solution)
Rick Hanson..... (Solution)	Philosopher's Quest..... (Solution + map)
Tarzan..... (Solution + map)	Rapton 2..... (Helpsheet + map)
Stranded..... (Solution)	

NEW

NEW

SHARK (ASL)

You are a lone fighter in this very good arcade adventure. There are 3 levels - the jungle, an oil refinery and a derelict town. Untold aliens will attack you in this game - it's similar to Ghosts 'n' Goblins. Don't miss it!
BBC/Electron Cassette £7.50
BBC 5 1/4" Disc £9.50

BREAKTHROUGH (ASL)

Another very good game from ASL. It is similar to Solomon's Key and features 100 different screens.

Set in a world of fire and mystery you must strive for your freedom. Highly recommended.
BBC/Electron Cassette £7.50
BBC 5 1/4" Disc £9.50

TITLE & PUBLISHER	BBC or Electron Cassette	BBC (or Electron) 5 1/4" Disc	Master Compact 3 1/2" Disc	TITLE & PUBLISHER	BBC or Electron Cassette	BBC 5 1/4" Disc	TITLE & PUBLISHER	BBC or Electron Cassette	BBC 5 1/4" Disc
* = Electron disc available M = Master compatible				BUDGET CASSETTES BBC B or Electron					
SUPERIOR				M = Master compatible				M = Master compatible	
Repton Thru Time M	5.50	6.35	7.50	ACORNSOFT			GODAX		
Barbarian M	7.50	9.50	11.95	Aviator (BBC Only)	4.95	-	Cyboto M	7.50	9.50
Spycat M	7.50	9.50	11.95	Revs & Revs 4 Tracks (BBC Only)	2.99	4.99	Skirmish M	4.95	5.95
Quest M	7.50	9.50	11.95	ASL			Kourtyard M	7.50	9.50
Play It Again Sam 2 M	7.50	9.50	11.95	Shark M	7.50	9.50	GREMLIN GRAPHICS		
Bonecruncher M	7.50	9.50	11.95	Breakthrough M	7.50	9.50	Krakout (BBC Only)	7.50	11.95
Spellbinder M	7.50	9.50	11.95	Impact M	7.50	9.50	Footballer of the Year	7.50	-
Play It Again Sam M	7.50	9.50	11.95	Powerpack 1 (7 games) Elec	7.50	-	HEWSON		
The Life of Repton M	5.50	6.35	7.50	Powerpack 2 (7 games) Only	7.50	-	Evening Star M	7.50	11.95
Elixir M	7.50	9.50	11.95	Ziggy M	6.95	8.75	Uridium (BBC Only) M	7.50	11.95
Palace of Magic M	7.50	9.50	11.95	Ransack M	7.50	9.50	INFOGRAMME		
Repton Around the World M	5.50	6.35	7.50	Despatch Rider M	7.50	9.50	Apocalypse (BBC Only)	7.50	11.95
Crazee Rider M	7.50	9.50	11.95	Thunderstruck	2.99	-	LOGOTRON		
Codename: Droid (Styker's 2) M	7.50	9.50	11.95	Thunderstruck 2 M	6.35	9.50	XOR M	7.50	10.35
Grand Prix Cons. Set M (BBC Only)	7.50	9.50	11.95	Sphere of Destiny M	6.35	9.50	LEISURE GENIUS		
Repton 3 M	7.50	9.50	11.95	Omega Orb M	6.35	9.50	Scrabble (BBC Only)	10.35	11.95
Revs & 4 Tracks (BBC Only) M	10.35	11.95	15.95	Graham Gooch Test Cricket M	7.50	9.50	Monopoly (BBC Only)	10.35	11.95
Elite M	10.35	11.95	15.95	BBC SOFT			MICROPOWER		
Acorn Hits Vol 1 or 2 M	3.99	9.50	11.95	Bismark (BBC Only) M	-	11.95	Imogen	5.95	7.50
Sup. Coll. 1 or 2 (BBC Only) M	7.50	9.50	11.95	Black Queen (BBC Only) M	-	11.95	(State 40 or 80 track disc)M		
Superior Coll. 3 (Elec Only)	7.50	9.50	11.95	White Knight Mk12 (BBC Only) M	-	11.95	MANDARIN		
Speech (BBC Only) M	7.50	9.50	11.95	BEAU JOLLY			Icarus M	7.50	9.50
Citadel M	7.50	9.50	11.95	Five Star Games 1 (5 games)	4.95	-	Time and Magic (BBC B+ and Master Computers only 80T)M	-	11.95
Ravenskull M	7.50	9.50	11.95	Five Star Games 2 (5 games)	4.95	-	MARTECH		
Thrust M	3.99	9.50	11.95	Five Star Games 3 (7 games)	7.50	-	War (BBC Only)	-	3.99
Galalorce M	7.50	9.50	11.95	Computer Hits 3 (10 games)	4.95	-	MIRRORSOFT		
				Computer Hits 4 (12 games)	7.50	-	Tetris M	6.95	10.35
				Computer Hits 5 (5 games)	4.95	-	Spirite '40 M	7.50	10.35
				BUGBYTE			Strike Force Harrier	7.50	10.35
				Bugbyte Comp. 1 (4 games) M	-	4.99	ROBICO		
				Bugbyte Comp. 2 (4 games)	-	4.99	Village Of Lost Souls (BBC Only) M	7.50	10.35
				Dunjunz M	2.99	4.99	TOPOLOGIKA		
				CDS			(Text Adventures 5 1/4" state 40 or 80 tracks)		
				Colossus Bridge (BBC Only) M	9.50	11.95	Return to Doom	-	10.35
				Colossus Chess (BBC Only) M	7.50	11.95	Kingdom of Hamil	-	7.95
				Sieve Davis Snooker M	1.99	4.50	Countdown to Doom	-	7.95
				Brian Clough Football M	7.50	9.95	Acheton	-	7.95
				DOMARK			Philosopher's Quest	-	7.95
				Not a Penny More (BBC Only) M	11.95	15.95			
				Star Wars M	7.50	10.35			
				Living Daylights (BBC Only)	7.50	10.35			
				Trivial Pursuits (All BBC Only)					
				Gertus Edition M	11.95	15.95			
				Young Players M	11.95	15.95			
				Baby Boomer M	11.95	15.95			
				ELITE					
				Paperboy	7.50	11.95			
				FIREBIRD					
				Sentinel (BBC Only) M	7.50	11.95			
				Cholo (BBC Only) M		14.35			

HOW TO ORDER

Simply fill in this coupon and send with a cheque or a postal order to Impact Posters.

- All games despatched by 1st class post
- FREE postage and packing (Overseas add £1)
- Despatch normally same day as order (over 98%)

IMPACT Posters
Impact Posters
Neepsend House
1 Percy St.
Sheffield S3 8AU
Tel. (0742) 769950

To: Impact Posters, Neepsend House, 1 Percy St., Sheffield, S3 8AU

Please send me the following games:

TITLE	FORMAT (Cassette etc.)	COMPUTER	PRICE

(BLOCK CAPITALS PLEASE)

Name

Address

Postcode

Please send me FREE helpsheets/solutions/maps for the following games (from those above)

1..... (Orders over £4)

I enclose a cheque P/O (made payable to Impact Posters) for £

BARBARIAN

The Ultimate Warrior

NOW AVAILABLE FOR:
BBC MICRO
ELECTRON

BARBARIAN
The Ultimate Warrior
©Palace Software, 1987
MADE UNDER LICENCE



A bout of
Mortal Combat



The Victorious
Gladiator



Nearing the End of
a Feroocious Battle



Under the Gaze of
Drax and Mariana

THE ULTIMATE WARRIOR • THE ULTIMATE GAME

At last, BARBARIAN, the most realistic and exciting of sword-fighting games reaches the BBC Micro and Electron.

One or two players—fight against the computer or a friend.

The evil sorcerer Drax has abducted the beautiful Princess Mariana to satiate his nefarious desires. A powerful warrior is sought to vanquish against Drax's demonic guardians and free the princess? You are that warrior: a mighty barbarian wielding your broadsword with deadly skill.

BBC Micro Cassette£9.95 Acorn Electron Cassette£9.95
BBC Micro 5¼" Disc£11.95 BBC Master Compact 3½" Disc£14.95

(Compatible with the BBC B, B+ and Master Series computers)

Please make cheques payable to "Superior Software Ltd".

PRIZE COMPETITION

£100 is the first prize in our competition, with 20 congratulatory certificates for runners-up.

To enter the competition, you must complete the game and write to us describing the final messages that you receive.
Closing Date: 30th September, 1988.

**SUPERIOR
SOFTWARE**
Limited

ACORNSOFT

Dept. B4, Regent House, Skinner Lane, Leeds LS7 1AX. Telephone: 0532 459453



24 HOUR TELEPHONE
ANSWERING SERVICE FOR ORDERS