

A Database Publication

electron

Vol. 4 No. 7 April 1987 £1

user

Fight against
time in ...

DRAGON'S DOOM

*Build your own
games paddle*

AMX Mouse reviewed

WIMPS

Create a Gem-like environment on
your Electron with windows, icons, clock,
card index, notebook, art package ...

FULL LISTING INSIDE

**MORE special
offers that
save you
£££s!**



The Acornsoft Hits

Volumes 1 & 2



These Acornsoft Hits compilation packages are the results of the recently announced venture between Superior Software and Acornsoft. The games have been carefully chosen to offer a balanced selection of the very best of Acornsoft's classic titles... at a price that is simply stunning value-for-money.

Acornsoft Hits Volume 1

Magic Mushrooms "What's magic about Magic Mushrooms? A lot. It's great stuff; go and buy it — you won't be disappointed." ... Acorn User.

Planetoid "It's fast and fun, annoying and addictive. In fact, it's one of the classic micro arcade games." ... Electron User.

Maze "Maze has certainly become my favourite pastime for the moment, and I'm sure I'll be playing it for some time to come." ... Acorn User.

Rocket Raid A superb sideways-scrolling arcade style game. You must fly your spaceship through the planetary caverns wherein are deadly aliens, guided missiles meteor storms and many other hazards.

Acornsoft Hits Volume 2

Starship Command Command a starship against the attacking aliens in this demanding high-resolution graphics game. Your ship is equipped with shields, long and short-range scanners and a sector display of the stars and alien ships.

Arcadians Watch out for the deadly dive-bombing tactics of the Arcadians as they fly in convoy overhead. 1-player and 2-player options, intriguing music and a demonstration mode are some of the features of this excellent game.

Meteors Steer your laser-ship through a hail of meteors, smashing them with your laser bolts as they hurtle towards you on all sides. Avoid being hit by missiles from the flying saucers. The hyperspace escape facility is available as a last resort.

Labyrinth Guide Mork through the labyrinth, eating fruit to replenish his dwindling energy supply. Crush the Tiger Moths, shoot the Flitterbugs and dodge the Threshers as you venture towards the magic crystals.

Acornsoft Hits Volume 1

Acorn Electron dual cassette**£9.95**
 BBC Micro dual cassette**£9.95**
 BBC Micro 5¼" disc**£11.95**
 BBC Master Compact 3½" disc **£14.95**

Acorn Electron Versions

Rocket Raid and Labyrinth are not available for the Acorn Electron.
 The Acornsoft Hits Volume 1 features:
 Magic Mushrooms, Planetoid, Maze, Monsters.
 The Acornsoft Hits Volume 2 features:
 Starship Command, Arcadians, Meteors, Snooker.

Acornsoft Hits Volume 2

Acorn Electron dual cassette**£9.95**
 BBC Micro dual cassette**£9.95**
 BBC Micro 5¼" disc**£11.95**
 BBC Master Compact 3½" disc **£14.95**

The BBC Micro versions are compatible with the BBC B, B+ and Master Series computers.



ACORNSOFT

Please make all cheques payable to "Superior Software Ltd".



24 HOUR TELEPHONE ANSWERING SERVICE FOR ORDERS

OUR GUARANTEE

- All mail orders are despatched within 24 hours by first-class post.
- Postage and packing is free.
- Faulty cassettes and discs will be replaced immediately.

Dept. AH4, Regent House, Skinner Lane, Leeds LS7 1AX. Telephone: 0532 459453.

News

All that's new in the ever-expanding world of the Electron. **5**

View Tutorial

The popular series looking at the serious side of the Electron continues with a discussion of page layout, stored commands and more editing functions. **10**

Showtime

Order your tickets here and make a date in your diary for the only show dedicated to Electron and BBC Micro Users. **13**

Software Surgery

Our panel of reviewers has been busy over the past few weeks: An arcade classic, two compilations and an adventure creator are among the packages evaluated. **16**

Fonts

All you ever wanted to know about print routines but were afraid to ask: Double height and width, underline, even upside down and back to front, they're all here. **20**



Hardware Review

The AMX Mouse and AMX Art from Advanced Memory Systems come under the microscope this month. **22**

Hardware Projects

Part four of the series moves on to show how to build your own games paddle and measure the size of resistors. **26**

Basics

Our down-to-earth series for those new to Basic investigates the INPUT command. **30**



Dragon's Doom

This fun educational game is ideal for youngsters learning to tell the time. **33**

Gridder

Exercise your brain cells and ponder the mysteries of this fascinating puzzle. **37**




Wimps

This handy utility will provide you with a Gem-like desktop environment complete with notepad, clock, art package and card index system. **40**

Micro Messages

The pages you write yourselves. A selection from the many lively, interesting letters you've been sending us over the past few weeks. **47**



Two short, yet most impressive listings from our clever readers. **55**

Adventures

More tips, clues and magic spells from our resident wizard as he endeavours to help those stuck in far-away and long-forgotten lands. **56**



Graphics

The plot thickens as our easy-to-read series delves deeper into the Electron's graphics commands, making the micro go dotty. **59**

Bargains galore!

Don't miss our special offers on Pages 50-53.

Managing Editor
Derek Meakin

Features Editor
Roland Waddilove

Production Editor
Peter Glover

Art Editor
Heather Sheldrick

Reviews Editor
Chris Payne

Advertisement Manager
John Riding

Advertising Sales
John Snowden

Published by Database Publications Ltd
Europa House, 68 Chester Road, Hazel Grove, Stockport SK7 5NY.

Telephone: 061-456 8835 (Editorial) 061-456 8383 (Administration) 061-456 8500 (Advertising)

Subscriptions: 061-480 0171. Telecom Gold Mailbox: 72:MAG001. Prester: 614568383.

Telex: 265871 MDNREF G. Quoting Ref: 72:MAG001

ABC 37.575 January-June 1986

News trade distribution:
Diamond-Europress Sales and Distribution,
Unit 1, Burgess Road, Ivyhouse Lane,
Hastings, East Sussex TN35 4NR. Tel:
0424 430422

Printed by Carlisle Web Offset.

Electron User is an independent publication. Acorn Computers Ltd, manufacturers of the Electron, are not responsible for any of the articles in this issue or for any of the opinions expressed.

Electron User welcomes program listings and articles for publication. Material should be typed or computer-printed, and preferably double-spaced. Program listings should be accompanied by cassette tape or disc. Please enclose a stamped, self-addressed envelope, otherwise the return of material cannot be guaranteed. Contributions accepted for publication will be on an all-rights basis.

Subscription rates for
12 issues, post free:

£12 UK & Eire (Sterling only)
£20 Europe
£35 Overseas

© 1987 Database Publications Ltd. No material may be reproduced in whole or in part without written permission. While every care is taken, the publishers cannot be held legally responsible for any errors in articles or listings.

BUG-BYTE



BUG BYTE CLASSICS

Dunjunz
Plan B
Cricket
Tennis
Skyhawk
Ice Hockey
Twin Kingdom
Valley

COMING SOON
for the Electron.
Our Game of the Year:



HUNKIDORY



AVAILABLE NOW

HUNKY DORY – another multi-screen arcade action packed classic from Bug Byte, the BBC and Electron leaders.

Bug Byte,
Victory House,
Leicester Place,
London,
WC2H 7NB
Tel: 01-439 0666

£2.99

electron user NEWS

April 1987

**BBC
Basic's
great,
says
Sir
Clive**

THE Electron has a new relative – it speaks the same language as the new Z88 lapheld computer.

In a surprise move Cambridge Computer installed BBC Basic as the resident programming language and assembler in Sir Clive Sinclair's new baby.

The industry is waiting to see whether the Z88 booms like Sir Clive's previous computer endeavours, or flops like his C5 electric vehicle and mini TV.

Meanwhile Electron users are laughing behind their hands at the U-turn.

Sir Clive, once a vehement critic of BBC Basic, has now eaten his words.

The official line is that the language was chosen because it was established, totally debugged, fast, familiar and could lead to future advantage in the education market.

"BBC Basic? It's just what we needed", Sir Clive was overheard to say at a recent show.

Disc power gives Electron a boost

DISC power is ensuring that the Electron is going from strength to strength.

To add to the renewed interest caused by the new production of the Plus 1, exclusively revealed in last month's *Electron User*, a wealth of new disc-based products will be on offer at the forthcoming Electron & BBC Micro User Show.

Slogger will demonstrate its Electron disc System. Designed to be compatible with the BBC Micro and the Acorn DFS, it includes commands to read 40 track discs to 80 track drive and RUNPROT for tape to disc users.

Commands

The rom has 90 page documentation covering use of a disc system and descriptions of commands.

The company is at present bundling the rom with a Mitsubishi disc drive in a special low price package.

Also from Slogger will be Version 2 of its tape-to-disc copier which is said to load Superior's Elite in 30 seconds.

The software also allows Database Software's Mini Office to be transferred to disc in its entirety, leading to easier use.

But perhaps most interesting from the Electron game player's point of view, Slogger will introduce its fully

compatible joystick interface.

Supplied as a cartridge, it works with the Plus 1 or the company's own Rambox Plus.

Games which have a joystick option can be played as normal.

For those without the option, Slogger has introduced a new command: *JOYSTICK, which allows the joystick to pretend to be any key on the board.

By public demand Superior has produced a compilation of games on disc. The Show will see the first set in the series, each of which will contain seven hits and a new title for £11.95.

Volume Three – the first for the Electron – includes Karate Combat, Repton, Deathstar, Repton 2, Overdrive, Smash

and Grab and Mr Wiz.

Watford's new range of peripherals will be on show for the first time. They include adjustable TV/monitor stands, 5.25in floppy discs, a disc file, an anglepoise copy holder, anti-glare filter, an easy holder, a 5.25in disc drive head cleaner and a printer stand. All will cost £25 or under.

For the first time, Shards Software's range of adventures will be released as a single-disc compendium for the Electron.

The compendium includes Operation Safras, Woodbury End, Pettigrew's Diary, Mystery of the Java Star and Galilee.

Tynesoft's latest sports simulation, Big K.O., will be presented at the Show, too.

Games on the way

SOFTWARE house Superior has bowed to pressure from Electron Plus 3 users keen to find more programs for their discs.

Following a series of letters in recent issues of *Electron User* and an editorial recommendation to pester the company, Superior received a barrage of letters and calls saying: "Why not games on disc?"

The company said it

received more than 400 letters and phone calls. This, as well as proving that the Electron still has a large user base, also persuaded Superior that games on disc for the machine were viable.

As part of a series of new compilations, there will be one on 3.5in disc especially for the Electron. This will be on show at the Electron & BBC Micro User Show at UMIST Manchester.

COMPETITION WAS A WINNER

More than 1,000 readers entered the double competition in last month's issue of *Electron User*.

And that resulted in a bumper postbag for hardware and software producer Advanced Computer Products which donated the contest's more than £500 worth of prizes.

Boss of APC, John Huddleston, told *Electron User*: "We've been bowled over with entries for what was possibly the most popular *Electron User* contest ever".

More than 200 entrants got

the quiz section of the 2-in-1 competition correct.

Winner of the first prize – an AP4 interface plus a 40/80 switchable double-sided Cumana disc drive – is Judith Bamber, of Runcorn, Cheshire.

The second prize – an Advanced Disc Toolkit and sideways ram goes to A.J. Gibbons, of Chelston, South Devon.

Winner of the third prize, an Advanced rom manager and Advanced rom Adapter 1, is William Darlington, from Glasgow.

This leaves Huddleston

with the task of working his way through the masses of entries for the second part of the competition in which readers were asked to suggest new APC products for the Electron.

"It's a nightmare trying to work out who will be the winners. *Electron User* readers have come up with some very imaginative ideas for new products", he said.

The three prizewinners from this section of the competition will be announced in next month's *Electron User*.



John Huddleston ... "bowled over with entries"



Mini disc has maxi memory

AS the use of discs with the Electron increases, a new product has been launched which claims to double storage capacity.

The MF2HD from Fuji Film has a memory of 1.6Mb, expandable to 2Mb, which means this double sided disc can store the equivalent of more than 625 pages of A4 text.

This, claims Fuji, is an increase of 60 per cent over standard 3.5in discs.

The company is also claiming increased reliability through the use of an ultra-thin shock absorbing magnetic layer.

Each disc is guaranteed to operate continuously on the same track for more than 20 million passes without deterioration in performance.

The disc comes in a plastic

wallet designed to withstand temperatures of up to 60 degrees Celsius.

To aid data protection the discs have a special "sensing hole" which enables the drive to detect whether or not the correct disc is being used.

The discs will be sold in packs of 10.

Alarm on the dole pays off

UNEMPLOYED electronics expert John Smith has found a way off the dole queue by making the world safer for Electrons.

He invented a portable alarm for micros and, with help from a Manpower Services Commission enterprise allowance scheme, has started a business to sell the

idea.

Trading as Heywood Electronics of Wellington, Somerset, Smith already has one order for 1,000 computer alarms from America in the pipeline.

A feature of the device is that once it has been activated by a thief it cannot be turned off or taken away.

Games update

KET, a new adventure trilogy for the Electron, is three games with the same theme.

Mountains of Ket, Temple of Vran, and The Final Mission pit the hero against a band of mad monks and the most beautiful woman in existence.

The games come together for £9.95.

NEW for the Electron from Epic is a follow-up to its bestselling game Wheel of Fortune.

The Lost Crystal is the company's first release in three years. It has 400 different locations, an advanced language interpreter, intelligent characters, real-time action, and help book. Price £9.95.

A BURST of activity at Blue Ribbon Software has resulted in two new games and three converted programs for the Electron.

New releases are pub game

simulation Bar Billiards and Condition Red in which the player has to hunt through 10 chambers to collect plutonium crystals.

The conversions are graphic space shoot-em-up Ravage, survival challenge Joey and three-games-in-one simulation Darts. Price £1.99 each.

A FOLLOW-UP to its bestselling arcade adventure Thunderstruck has been released for the Electron by Audiogenic.

Thunderstruck II – The Mindmaster is set in an underground cavern. Once again the player takes the role of Spreco, a space refuse collector.

Also new for the Electron from Audiogenic is Sphere of Destiny.

The game follows the quest of Bruce the Bashful Ball across the inter-station freeway.

Both games cost £7.95.

ACORN SOFT ELECTRON BONANZA

AMAZING OFFERS

VIEW

WORDPROCESSING
CARTRIDGE

BOTH WORK WITH
SLOGGERS ROMBOX
PLUS AND ACORN'S
PLUS ONE

~~£29.95~~ **£12.95***

VIEW

SPREAD SHEET
CARTRIDGE

SHEET

~~£29.95~~ **£12.95***

• **OR ONLY £19.95* FOR BOTH**

FINAL MONTH
AT THIS LOW PRICE

PRIMARY EDUCATION

HOME INTEREST BUSINESS

Sentence Sequence	£6.99	Business Games	£6.99
Word Sequence	£6.99	Desk Diary	£6.99
Snapper	£6.99	Graphs & Charts	£6.99
Boxer	£6.99	Theatre Quiz	£4.95
Talk Back	£6.99	Watch Your Weight	£6.99
Workshop	£6.99	The Complete Cocktail Maker	£6.99

• **ANY FIVE FOR ONLY £7.95**

NEW

AT LAST

Electron Games Cartridges!!

Plus 1 and Slogger Rombox Plus Compatible
3 Games on one cartridge for only £19.95
each

Games Cartridge I contains:	
Stockcar, Cybertron Mission, Bumble Bee	£19.95
Games Cartridge II	
Killer Gorilla, The Mine, Positron	£19.95
Games Cartridge III	
Felix in the Factory, Invaders, Chess	£19.95

MICROPOWER GAMES

Felix In the Factory	£7.95	Swoop*	£7.95
Croaker*	£7.95	Jetpower Jack	£7.95
Bumble Bee*	£7.95	Cybertron Mission	£7.95
Gauntlet	£7.95	Galactic Commander	£7.95
Killer Gorilla*	£7.95	Moonraider	£7.95
Rubble Trouble*	£7.95	Bandits at 3 O'clock*	£6.95
Electron Invaders	£7.95	Adventure	£7.95
Felix Fruit Monsters	£7.95	Swag	£6.95
Chess	£7.95	Escape from Moon Base*	£7.95
Danger UXB	£7.95	Ghoulis*	£7.95
Frenzy	£7.95	The Mine	£7.95

* BBC Compatible

• **ANY FIVE FOR ONLY £7.95**

NEW GAMES

Magic Sword	Classic Adventures
Gyroscope	Hampstead
Brian Jack	Geoff Capes
Gis Burne's Castles	Music Quiz
Dennis through the looking Glass	

SPECIAL ONLY £1.50 EACH
BBC and Electron

EDUCATION SPECIALS

Linkword German	£14.95	Maths 'O' Level II	£12.65
Linkword Spanish	£14.95	Where?	£6.95
Linkword Italian	£14.95	Me & My Micro (Cass & Book)	£12.95
I DO	£12.65	Biology	£12.65
Maths 'O' Level I	£12.65	English	£12.65

BBC & ELECTRON AVAILABLE ANY TWO FOR £3.95

ELECTRON LANGUAGES

Lisp Cassette	£9.95	£2.95
Turtle Graphics Cassette	£9.95	£2.95

**ELECTRON
JOYSTICK INTERFACE**
only £14.95

ROM CARTRIDGES

Logo Cartridge	£59.95	£29.95
ISO Pascal Cartridge	£59.95	£29.95
LISP Cartridge	£29.95	£9.95
Starship Command	£14.95	£2.95

ELITE

plus 3 Games disc	£11.95	£10.95
Me and My Micro	£19.95	£9.95
Book and cassette	£12.95	£2.95
Advanced User Guide	£9.95	£2.95

TEL



VISA



CHEQUES PAYABLE TO MICRO
POWER. GOODS DESPATCHED
WITHIN 48 HRS. P&P INCLUDED.
V.A.T. ACCESSIBLE.
SEND YOUR ORDER TO:
SOFTWARE BARGAINS, R.F.A.
REGENT STREET, CHAPEL
ALLERTON, LEEDS LS7 4PE.
DEALERS ENQUIRIES WELCOME
TEL: 0532 687735

Name _____

Address _____



SOFTWARE BARGAINS A division of The Micropower Group

Dept EA, 8.8A Regent Street, Chapel Allerton, Leeds LS7 4PE
Tel: 0532-687735

Please make cheques/P.O.'s payable to Software Bargains

PLEASE ADD 0.95p P&P

Advanced Computer Products

The Advanced Plus Four (A.P.4.)

- A FULLY ACORN COMPATIBLE disc 1/face for the 'ELK' & Plus 1
- Accepts any standard 5 1/4" or 3 1/2" disc drive with PSU
- Supplied with 1770 DFS (as supplied on the B+ & Master series) (A.E.D. is still available for Plus 3 users at £24.15 inc.)
- Page stays at &E00, the same as Tape F.S. NO LOSS of RAM
- Will allow more tape software to be run from disc
- Access compatible BBC disc-based software. No conversion program needed
- Extra sideways ROM socket fitted as standard
- A self-contained, well finished and fully tested product
- No 'short cuts' in design, finish or components
- ROM s/ware includes format, verify, free space and utils.
- Achieve greater BBC compatibility

£69.55 (+VAT)

"I can recommend it to anyone contemplating upgrading to disc".
Electron User, June '86
"The AP4 should be considered the standard interface for the Electron".
Acorn User, July '86



AP4 SPECIAL PACKAGE PRICES

AP4 100 = AP4 + 5 1/4" 40 track S/S including PSU £199.00
AP4 400 = AP4 + 5 1/4" track switchable D/S including PSU £229.00

AP4 special package prices includes securicor delivery + VAT

THE ADVANCED PLUS FOUR

"Disc drive compatibility at long last".
ELECTRON USER, JUNE '86



THE ADVANCED ROM ADAPTOR II

The Advanced ROM Adaptor II

Our versatile cartridge continues to grow in popularity and demand. This ROM/EPROM adaptor is a quality product fully enclosed in an Acorn approved casing, providing full protection for your valuable firmware! A.R.A. 2 not only allows 8K (2764) & 16K (27128) ROMS/EPROMS but also supports 27513 & 27011 devices (when used with the correct software) for which we are currently developing new products. Fully compatible with the Master Computer & Electron Plus I

A.C.P. + Acorn = PLUS I

A.C.P. are proud to announce they are now producing the Acorn Plus I
Introductory Price £49.95 inc VAT

AMX MOUSE

POINTS THE WAY FOR THE ELECTRON USER

AMX MOUSE

Catch an incredible AMX MOUSE! The advanced opto-mechanical device that brings to your ELECTRON facilities once only available on more expensive computers. Now you can use ICONS, WINDOWS, AND POINTERS in your own programs.

AMX PACKAGE

Plug the MOUSE into the user port, and the EPROM into your A.P.5. The latter contains fast machine code routines for creating on-screen windows, icons and pointers. And means that the MOUSE buttons can be programmed for use with commercial software such as Wordwise and View. There are two manuals included, explaining how to operate the MOUSE and the ROM routines, which are available in both basic and machine code programs.

Included in the package are two superb programs:

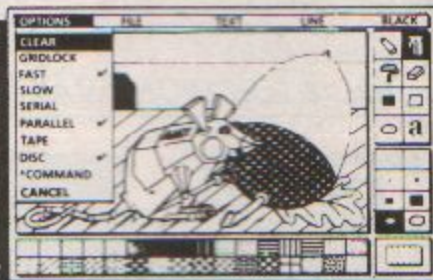
AMX ART has to be seen to be believed! It's a computer-aided drawing program that's just as good for serious applications - such as the preparation of detailed architectural and engineering drawings or teachers' worksheets - as it is for having lots of family fun! And if you're artistically inclined, you'll be astonished at the quality of work you can produce and save. It makes full use of on-screen menus, pull-down menus and icons: the ideal, easy way for novices to learn and gain in confidence.

ICON DESIGNER is an invaluable program for creating and storing icons for use in your OWN programs.

The ACP/AMX mouse package may be used on an ELECTRON fitted with a PLUS I & AP5. The 'ART' software is supplied on cassette but can be transferred to DISC (DFS not ADFS)

£69.95

MOUSE PACKAGE + AP5 £125.00



THIS IS WHAT ELECTRON USER SAID ABOUT A.P.5:-

"Looking at the A.P.5. shows it to be constructed to a high standard, it looks solid and robust. The A.P.5. Interface opens up the new Electron for a whole new type of computing." E.U Dec '86

16k EPROM
Advanced Disc Toolkit
containing over 30 commands

Advanced Computer Products

THE FOLLOWING ACP
PRODUCTS
Advanced Disc Toolkit
Advanced Disc Investigator
Advanced ROM Manager
Advanced 1770 DFS
ARE ALL

Compact
COMPATIBLE

Now being produced by A.C.P.
ACORN PLUS 1

ADVANCED DISC TOOLKIT

(01) /M/B/E £34.50

Any Acorn user including Master, BBC B+, Electron, DFS, 1770 DFS, ADFS, 2nd. & co-processors A.C.P.'s BEST SELLING product containing over 30 commands inc.: powerful memory & disc editor, search memory/disc/basic, catalogue/unplug ROMS, load/run programs below page, automatic menu, file transfer (inc. locked cassette files), ADFS utils etc. etc. ("it's superb" ... Database Pubs. - "A top-class toolkit I have no hesitation in recommending it ... Acorn User Nov. '86) (16K EPROM & FULL MANUAL)

ADVANCED ROM ADAPTOR 2

(03) /M/E+1/ £14.95

An Acorn approved cartridge containing a card with special 'zero' profile sockets that allow you to fit compatible 8K or 16K EPROMS/ROMS. The cartridge is fully enclosed providing complete protection for your ROMS. Simple to use - no switching - complies fully to the Acorn (sideways) Rom Filing System. A.R.A.2 contains 2 sockets.... A single adaptor is also available.... A.R.A.1 (02) /E/ £10.35 "The best ROM cartridge is by far the A.C.P. A.R.A.2" A&B Computing

ADVANCED SIDeways RAM

(04) /E+1/ £29.90

A highly versatile but simple to use s/w RAM cartridge that is automatically write protected on loading. Contains 16K RAM but can be switched (externally) to 2 X 8K RAM. Supplied with instructions & full software support (on cassette) to save ROM images to disc/tape, load RAM from file, Advanced Print Buffer & MakeRom a utility to merge several files from disc to be run from the ROM FS. (S/Ware on disc - please add ... £1 5 1/4 DFS .. £2 3 1/2 ADFS)

ADVANCED ELECTRON DFS

(05) /E/ £24.15

Electron & Plus 3 users ... gain BBC compatibility by adding the Advanced Electron DFS (1770 DFS) this is the same disc filing system supplied with the BBC B+. Now you can produce and access (compatible) BBC disc based software. A.C.P. also supplies 5 1/4" disc drives to add to your Plus 3 (inc. 2nd. drive adaptor). "ACP has produced another superb ROM for the Electron" ... Electron User Feb '86 (supplied on 16K EPROM + DFS MANUAL)

ADVANCED DISC INVESTIGATOR

(06) /M/B/E/C/ £28.75

A very powerful Disc utility for standard & non-standard discs. Backup most protected discs, edit any type of non-standard disc, check & repair faulty tracks, create new disc formats, copy 40track discs to 80track discs, verify two non-standard discs. ("ADI features an extremely comprehensive sector editor, and one of the finest I've seen" ... Tublink on Prestel) (supplied on 16K EPROM + manual)

ADVANCED ROM MANAGER

(07) /M/B/E/C/ £14.95

A friendly utility for ROM & sideways RAM. Examine ROM/RAMS, load files into RAM, move memory to/from Sways ROM/RAM, catalogue/kill ROMS, offer commands to specific ROMS, save ROMS to disc/tape, AUTOROM a file (inc. BASIC) to run from Sways ROM/RAM, execute specific machine code subroutine in a ROM, generate a ROM's checksum & CRC. "Representing amazing value for money. Go out and buy this real bargain." E.U Dec '86

ADVANCED PLUS 4

(08) /E+1/ £79.98

"Disc drive compatibility at long last" ... Electron User June '86. "The AP4 should be considered the standard interface for the Electron" ... Acorn User July '86. This sums up AP4 & ACP's approach to producing products. AP4 is a fully ACORN compatible disc i/face & will accept any standard drive inc. PSU, runs 1770 DFS (as fitted in the B+ & Master), keeps page & E00, utils in ROM & provides a spare rom socket. "ACP's Plus 4 comes out on top. I can recommend it to anyone ... Electron User, June '86. AP4 packages + D/Drive, AP4 100/AP4 400

ADVANCED PLUS 5

(09) /E+1/ £66.70

A triple interface cartridge providing...
1) a TUBE i/face allowing a second processor to be connected, increasing BOTH speed & memory (PAGE & 8000 HIMEM & 8000 in all modes)
2) a 1 MHz BUS for control applications & prommers
3) the USER PORT for mouse and graphic devices.
Also contains 2/3 ROM sockets and on board operating software for 2nd processor.

ADVANCED 1770 DFS

3 versions ADM (11) - ADB (12) ADE (13) £34.50

ACP have totally re-written the Acorn 1770 DFS, enhancing existing features & adding new ones. The result is probably the fastest & most powerful disc filing system your computer could have. With the ability to operate in double density occupying both sides of the disc (640K). Automatic file relocation, improved file handling, 62 file catalogue and Sways RAM can be used as a fast RAM DISC "An excellent buy for users with a 1770 Disc controller" M.U Dec '86

ADVANCED ELECTRON DFS E00

(14) /E+ASR/ £19.99

An alternative to our AED(05) for Plus 3 and ASR users. This optional alternative DFS is designed for use in Sideways RAM (ASR) and allows the user to operate a disc filing system & E00 when using the Plus 3 (in ADFS page would normally be & 1D00). The DFS is simply loaded using the software supplied with the ASR from disc. "I thought the 1770 DFS was superb but the E00 DFS is even better! I can recommend it to all Plus 3 owners." Electron User, Feb '87. (3 1/2" ADFS disc + manual)

OTHER PRODUCTS & SPECIAL OFFERS

VIEW cartridge (101) /E+1/	£12.95	3 1/2" discs 10/1/box (120) /M/B/E/	£24.00
Vsheet " (102) /E+1/	£12.95	5 1/4" discs ds/dd " (121) /M/B/E/	£12.99
VIEW & VSHEET (119) /E+1/	£19.00	5 1/4" discs ss/sd (122) /M/B/E/	£ 8.99
LISP cartridge (103) /E+1/	£ 9.99	3 1/2" disc drives (125)	£129.00
E/Adv User Guide (104) /E/	£ 3.95	5 1/4" disc drives (126)	£159.00
LOGO cartridge (106) /E/	£39.95	2nd. Drive Adaptor (130) /E+3/	£ 7.95
PASCAL cartridge (107) /E/	£39.95	3 1/2" library box 10 (124)	£ 2.95
VIEW pack BBC (118) /B/	£49.00	16K EPROMS (131)	£ 3.75
AP4 100 (140) /E+1/	£199.00	VIEWSTORE (117) /M/B/(e)	£57.95
AP4 400 (141) /E+1/	£229.00		
AP5+ Mouse (143) /E+1/	£125.00		

Equipment codes /M/ = Master /B/ = BBC /E/ = Electron /E+1/ = Electron + Plus 1 /C/ = Compact

Please send order to:
Advanced Computer Products Ltd.
6 Ave House, High Street,
CHOBHAM, Surrey, England
GU24 8LZ Tel 0276 76545
(mail order only)
All prices include UK
delivery and VAT.



NAME

ADDRESS

POSTCODE

TEL.

CREDIT CARD No.

EXPIRY DATE

(in event of any query -
please include your tel. no.)

I enclose payment for £
EXPIRY DATE (Ref 23)





We've got designs on your Electron

With View up and running, **ROLAND WADDILOVE** looks at formatting and page layout

THE price of Electron software has fallen dramatically over the past year and it is now possible to buy some very powerful packages for a fraction of their original cost.

In this series we're looking at some of the more serious packages, showing what they are capable of and how to get the best out of them.

Last month I introduced you to View - an impressive word processor from Acornsoft - and we looked at some of the basic editing commands.

I'm going to assume that you've read this article, you know how to get View up and running, and can enter text.

This month we're going to move on to formatting and page layout. Finally, in the last part in this section on View there will be a complete spelling checker to catch any slips or typing errors you may make.

Before we start to look at formatting and page layout we need some text so type in the three short paragraphs shown in Figure 1. Use tabs (Func+I), to indent the start of each one.

Up until now the width of the text has been the width of the mode 6 screen. However, we can change that quite easily. Move the cursor to the start of the second paragraph and press Func+, (hold down the Caps Lk/Func key and press comma).

You'll see a dotted line with asterisks appear, just like the one at the top of the screen. This is called the ruler.

The length of this line determines how wide the

text is, both on screen and on paper, when it is finally printed out.

The asterisks printed at regular intervals along the ruler mark the tab positions. If you press Func+I when entering text the cursor moves so that it lies directly beneath the next asterisk.

Move to the start of the ruler on the left of the screen. Make sure you're in overwrite mode (if there is an I in the top left corner of the screen you are in insert mode, so press Func+W), and overwrite the dots up until the first asterisk by holding down the spacebar.

Now place a > and move to the second to last asterisk. Place a < here and overwrite the remaining dots with spaces. Finally press Return.

What we've done is to design a new ruler setting a new width for the text. This is the distance between the angled brackets.

Notice that the text hasn't been altered at all, so press Func+B. This instructs View to format the following paragraph, ensuring that the edges line up with the markers at either end of the ruler.

Format the next paragraph by moving to its start and press Func+B again. Move your cursor to the start of text with Func+2 and you should now have a screen that looks like Figure 11.

Don't worry about the ruler appearing in your letter or document when you print it out, View skips this and carries on printing the following text at the new width. The ruler is printed

on the screen but not on paper.

Let's restore our text to its original form: Move the cursor to the ruler in the middle of the screen and press Func+8 to delete it.

Of course, the text below is still at its old width. We could use Func+B to re-format it, but there is an alternative. Tap the Escape key to enter command mode and format the whole of your text from beginning to end with:

FORMAT

and when it has finished tap Escape again to re-enter edit mode, pressing Func+2 to move to the start of text. Your screen should look like Figure 1 again.

You now know how to

```

FJI.....*.....*.....*.....*.<
      The price of Electron
software has fallen dramatically
over the past year and it is now
possible to buy some very
powerful packages for a fraction
of their original cost.
      In this series we're
looking at some of the more
serious software packages, showing
what they are capable of and how
to get the best out of them.
      Last month I introduced you
to View - an impressive word
processor from Acornsoft and we
looked at some of the basic
editing commands.
*****
  
```

Figure 1:
Standard
width text

```

FJ .....*.....*.....*.....*.<
The price of Electron
software has fallen dramatically
over the past year and it is now
possible to buy some very
powerful packages for a fraction
of their original cost.
>.....*.....<
In this
series we're
looking at some
of the more
serious software
packages, showing
what they are
capable of and
how to get the
best out of them.
Last
month I
introduced you to
View - an
impressive word
processor from

```

Figure II:
Altering the
width of
the text

alter the width of your text. You can do this as often as you like and use as many rulers as you need.

One final point: The width of your ruler and text isn't limited to the width of the screen, it can be over 130 characters wide.

If you make the ruler wider than the screen, the screen becomes a window on the text. This window will move left and right following your cursor.

When you move to the left margin you see the first 40 characters on each line. When you move to the right you see the last 40 characters, and in the middle you see the middle section.

Now we'll join paragraphs one and two together. Move to the end of the first paragraph just after the full stop. Press Func+/, remove the tab with Func+G and insert a space with Func+9.

Unfortunately, this has totally ruined our nicely formatted text, but this is easily remedied. Move to the start with Func+2, reformat it with Func+B and your screen should look like Figure III.

As we've seen, two paragraphs can be joined using Func+/. We can also carry out the exact opposite process and create two paragraphs from one long one.

Move to the word that

originally started the second paragraph (you have just joined them together) and press Func+. (Function and full stop) to split the line.

Move to the new paragraph with Func+F and insert a tab with Func+I. Now reformat the paragraph with Func+B and you should be back to Figure I again.

Have you noticed that the left and right edges of your text are nicely lined up, just like the text on this page?

This is called justification. The J in the top left corner of the screen shows that justification is on. However, if you don't like it this way you can turn it off with Func+K.

Press Func+2 to move to the start of text, switch off justification with Func+K

and reformat it with Func+B.

Notice the difference. The right hand edge is now ragged. But you can restore the original format with Func+2, Func+K, Func+B. So you have a choice of either a straight or ragged right edge.

We'll now move on to page layout and stored commands. This is an important and powerful feature of View and well worth mastering.

A stored command is one that is stored in the margin of the document. It does not have any effect on the text on the screen but it does effect how it looks on paper when printed out.

Figure IV shows a typical document with header and

footer. A header is a line of text printed at the top of each new page and a footer is printed at the bottom. It's often used for titles, chapters, names and so on.

We'll see how to create this document using View's stored commands.

When it comes to printing out your text, View needs to know how deep your paper is. This is called the page length or PL for short.

This information may be found in your printer manual but if it isn't you can always discover it by trial and error.

Move to the start of text with Func+2 and create some space by inserting seven blank lines with Func+7.

Press Func+O and type:

```
PL
```

not forgetting to press Return afterwards. Now enter the page length:

```
60
```

and press Return again. Don't worry about this blank line, it will be skipped when the document is printed.

The distance from the top edge of the paper to the header is the top margin, TM. Move down to the second blank line on the screen, press Func+O, and type:

```
TM 3
```

pressing Return after TM and 3.



```

FJ .....*.....*.....*.....*.<
The price of Electron
software has fallen dramatically
over the past year and it is now
possible to buy some very
powerful packages for a fraction
of their original cost. In this
series we're looking at some of
the more serious software
packages, showing what they are
capable of and how to get the best
out of them.
Last month I introduced you
to View - an impressive word
processor from Acornsoft and we
looked at some of the basic
editing commands.
*****

```

Figure III.
Joining
paragraphs



From Page 11

The distance from the header to the first line of text is the header margin, HM. So, on the next blank line type `Func+O` and enter:

```
HM 2
```

pressing Return after HM and 2.

Now define the corresponding footer and bottom margins FM and BM:

```
FM 1
BM 1
```

We're ready to define the header and footer themselves so now press `Func+O` and enter:

```
DH
```

View is waiting for you to define a header so type:

```
/Chapter/Title/Author/
```

There are three sections as you can see, separated by a /. These are printed to the left, middle and right of each page at the top. Define the footer with:

```
DF /Left/middle/right/
```

pressing Return after DF and the last /.

Of course, headers and footers aren't essential and you can set TM, HM, FM and BM to zero so that the text is printed straight out with no space at the top or bottom of the page.

If you have been following these steps carefully your screen should look like Figure V.

Don't worry about the blank lines at the start, they won't be sent to the printer, but, of course, the commands will be obeyed.

To get an idea of what

Chapter	Title	Author
---------	-------	--------

The price of Electron software has fallen dramatically over the past year and it is now possible to buy some very powerful packages for a fraction of their original cost.

In this series we're looking at some of the more serious software packages, showing what they are capable of and how to get the best out of them.

Last month I introduced you to View - an impressive word processor from Acornsoft and we looked at some of the basic editing commands.

Left	Middle	Right
------	--------	-------

Figure IV: A document with header and footer

your document will look like on paper press Escape to enter command mode and type:

```
SCREEN
```

This prints the text on the screen as it will appear on the printer. Finally print it out with:

```
PRINT
```

if you have continuous paper or:

```
SHEETS
```

if you have single sheets of paper.

The difference is that with SHEETS View will wait for you to take one sheet of paper out of the printer and insert another before continuing to print the next page. PRINT simply prints the whole lot in one go.

There are many more stored commands than these, some you may only use occasionally. Two of the more useful ones are CE and RJ.

To centre a heading in the middle of the page use:

```
CE This text is centred!
```

To print your address hard against the right

margin use RJ to right justify the lines:

```
RJ Database
RJ 68, Chester Rd
RJ Hazel Grove
RJ Stockport
```

On screen the text appears on the left, but remember RJ is a stored command and only comes into effect when the text is sent to the printer.

Let's sum up what we've learnt so far: Last month we saw how to enter and edit text using insert and overwrite modes and to move the cursor round the screen using some of the many different commands.

In this article we've seen how to alter the width of the text, setting the left and right margins, format, create and join paragraphs.

This is by no means the full range of editing and formatting commands, however it is sufficient to enable you to write letters and documents with fairly complex designs with the minimum of fuss.

● Next month is the last in this section on View and I'll present a spelling checker complete with dictionary.

This will automatically proof read your View text files, pointing out any typing errors or slips and providing you with the opportunity to correct them. Don't miss it!

```
FJI.....*.....*.....*.....*.<
PL 60
TM 3
HM 2
FM 1
BM 1
DH /Chapter/Title/Author/
DF /Left/Middle/Right/
-
The price of Electron
software has fallen dramatically
over the past year and it is now
possible to buy some very
powerful packages for a fraction
of their original cost.
In this series we're
looking at some of the more
serious software packages, showing
what they are capable of and how
to get the best out of them.
Last month I introduced you
to View - an impressive word
processor from Acornsoft and we
looked at some of the basic
editing commands.
```

Figure V:
Using
stored
commands

Two shows Electron users shouldn't miss

Renold Building
UMIST
Sackville Street
Manchester

20-22
MARCH

10am-6pm, Friday March 20
10am-6pm, Saturday March 21
10am-4pm, Sunday March 22



New Royal
Horticultural Hall
Westminster
London SW1

8-10
MAY

10am-6pm, Friday May 8
10am-6pm, Saturday May 9
10am-4pm, Sunday May 10

TWO showcases to keep you right up to date with all the new products now available – plus lots of bargains at rock-bottom prices!

Buy your tickets **NOW** and save **£1** per head!

Wherever you live there's a show dedicated to your favourite computer that's within easy travelling distance of your home.

Discount ticket for the Manchester Show

Advance ticket order for the London Show

Bring this coupon to the show to get 50p per person off the normal admission price of £3 (adults), £2 (children). Valid for up to four people.

50p OFF



10am-6pm, Friday, 20 March
10am-6pm, Saturday, 21 March
10am-4pm, Sunday, 22 March
**Renold Building
UMIST, Manchester**



Adult tickets at £2 (save £1) £
 Under 16s tickets at £1 £
 Total £
 Cheque enclosed made payable to Database Publications Ltd.
 Please debit my credit card account
 Access/Visa

 Admission at door:
 £3 (adults), £2 (under 16s)

New Horticultural Hall, London, May 8-10

Post to: Show Tickets, Europa House, 68 Chester Road, Hazel Grove, Stockport SK7 5NY.
 Name
 Address
 Signed
PHONE ORDERS: Ring Show Hotline: 061-480 0171
 Please quote code on order and full address. Ref EU4



SLOGGER

SLOGGER'S 'MASTER' RAM BOARD

Transform your Elk into a 64K Electron using the 32K Shadow RAM. This unit fits inside the Electron and is compatible with all current add ons (except the Turbo Driver). Compatibility with ALL software is achieved by being able to switch between NORMAL, SHADOW and TURBO modes (yes... the Turbo Driver is built in). For all correctly written programs HIMEM is ALWAYS at 8000 in Shadow mode and so Word Processing files (ie. STARWORD, VIEW etc.) or BASIC programs can be as large as 28000 bytes IN ANY SCREEN MODE. The 12000 bytes remaining from the max. 20K screen can be used with the latest ROMBOX+ or PLUS 1 UPGRADE as a 12K Printer Buffer.

The Master RAM Board is available in two forms.

1. In kit form... a fully built board including components, 6502 MICROPROCESSOR and switch.

Order MR2 for only £54.95

2. Installation service... send your Electron to us and it will be upgraded to 64K and returned to you within 7 days of its receipt, fitted, tested including carriage AND ONE FULL YEARS WARRANTY.

Order MR1 for only £69.95

NEW RELEASE

SLOGGER ELECTRON DISK SYSTEM (S E D S) BBC COMPATIBILITY WITH USEFUL ADDITIONS

A brand new combination of the excellent CUMANA DISK INTERFACE and the latest SLOGGER ELECTRON DISK FILING SYSTEM (SEDFS) now provides a BBC COMPATIBLE disk system which will accept ANY BBC DISK DRIVE with PSU. EXTRAS INCLUDE: All disk utilities provided on ROM, a valuable SPARE ROM SOCKET, BATTERY BACKED RAM with Page remaining at E00. A REAL TIME CLOCK with DAY, DATE and TIME STAMPING facilities. All this for the first time ever, with extensive 90 page documentation for immediate use with the ROMBOX PLUS or Acorn PLUS 1

SEDFS FOR ONLY £74.95
(Including 1st Class post and VAT)

SPECIAL OFFER DISK STARTER PACKS

Due to large purchasing preceding recent price increases, SLOGGER can, whilst stocks last, offer SEDS along with top-quality Mitsubishi Disk Drives direct from major BBC suppliers.

SEDFS along with a 40 Track Disk Drive
ONLY £179.95

SEDFS with an enormous 80 Track 400K Disk Drive
ONLY £199.95

SEDFS

A ROM for use by those who already own the CUMANA INTERFACE which will now offer all the facilities of the SEDS described above.
ONLY £24.95

Send orders to SLOGGER Ltd.

107 RICHMOND ROAD, GILLINGHAM, KENT

DEALER ENQUIRIES WELCOME. TEL: 0634 52303 (2lines)

ALL PRICE CHANGES ARE NOW IN OPERATION.

SLOGGER'S AUTHORISED DEALERS

- ALAN JAMES COMPUTERS, Birmingham, Tel: 021-778 5737
- ATOMIC COMPUTER SYSTEMS, Burnley, Tel: 0282 54299
- AVA COMPUTER EXCHANGE, Bristol, Tel: 0272 637981
- BITS AND BYTES, Bognor Regis, Tel: 0243 667143
- CALANCRAFT, Byfleet, Tel: 09323 42137
- CARDIGAN ELECTRONICS, Cardigan, Tel: 0239 614483
- CHESHIRE MICRO SYSTEMS, Warrington, Tel: 0925 414109
- COMPUFACE, Central London Tel: 01-580 0181
- CROYDON COMPUTERS, Thornton Heath, Tel: 01-683 2646
- DA COMPUTERS Ltd, Leicester, Tel: 0533 549407
- DATASTORE, Bromley, Tel: 01-460 8991
- ELECTRONEQUIP, Fareham, Tel: 0329 230671
- ENTHUSINET, Nationwide, Tel: 0453 64310
- FARNHAM COMPUTERS, Farnham, Tel: 0252 723107
- FIRST BYTE, Derby, Tel: 0332 635280
- GAMER COMPUTERS, Brighton, Tel: 0273 728681
- GLASGOW COMPUTERS, Glasgow, Tel: 041-332 3944
- HARBOROUGH COMPUTERS, Market Harborough, Tel: 0858 83058
- HOBBYTE, Luton Tel: 0582 457195
- MICROWAY, Rainham Tel: 0634 376702
- MICROWISE, Reading, 21 Duke Street
- MIKESOFT, High Street, Chase Terrace, Staffordshire,
- PMS, East Kilbride, Tel: 03552 32796
- PROJECT EXPANSIONS, Fareham, Tel: 0329 221109
- RAMS COMPUTERS, Milton Keynes, Tel: 0908 647744
- WEST WILTS MICROS, Trowbridge, Tel: 02214 62759
- WREXHAM COMPUTER CENTRE, 24 Abbott Street, Wrexham,
- VELOBYTE COMPUTERS, Schiedamsedijk 5A-6A, 3011 EB, Rotterdam, Netherlands, Tel: Rotterdam, Holland, 01 41 38197

MAIL ORDER ONLY

21st SOFTWARE, 15 Bridgefield Avenue, Wilmslow (0625) 528885

See us at UMIST, Manchester,
at the Electron User Show
March 20-22 1987
on Stands 11 and 12



ELECTRON THE ROMBOX PLUS

A replacement for the Plus 1

- *Two cartridge slots
 - *Four 8K/16K ROM sockets also selectable as RAM
 - *Centronics printer interface
 - *It supports RS423
- FREE 8K RAM for use as printer buffer with built in software
ONLY £54.95

STARWORD (16K ROM) (BBC/ELECTRON)

- *Does everything VIEW does plus MUCH MORE!
 - Designed for the home user, education or small business needs, STARWORD enables even those with limited typing skills to produce and print letters, manuals, reports or any large document.
 - *Very extensive printer control facilities including BOLD, UNDERLINE, and WIDE immediately available.
 - *Proper mailmerge with STARSTORE and STARSTORE II for producing standard letters.
 - *Internal printer driver for Epson compatible printers.
 - *Printer Driver Generator ROM available to permit use of most non-Epson compatible printers.
- Order P.D.G. at £9.95
- *Enhanced version using the clock feature within the CUMANA DISK INTERFACE for day, date and time stamping. "It is certainly the most powerful currently available for the Electron." *Electron User, April 1986*
- STILL ONLY £34.50

STARSTORE & STARSTORE II (BBC & ELECTRON)

THE SLOGGER DATABASES
Store and retrieve your names and addresses or any other information with either STARSTORE database ROM.
For cassette users, STARSTORE offers:

- *255 records with 30 fields per record.
- *All standard database functions such as searching, sorting and printing of files.

STARSTORE: Only £21.95

For disk users, the more powerful STARSTORE II provides:

- *9999 records with 90 fields per record.
- *Advanced database functions such as formatted printing to print fields in any position whilst retaining a simple to use menu-driven database.

STARSTORE II: Only £29.95

16K SIDEWAYS RAM

Has the provision to run Sideways ROMs as well as being selectable as a 16,000 byte print buffer, provided that you have ROMBOX-PLUS or PRINTER ROM.

- * COMPLETE WITH RAMS
- * WRITE PROTECTED
- * NO SOLDERING
- * SIMPLY FITS INTO A ROM SLOT ON ANY SLOGGER ROMBOX

* ONLY £29.95

ELKMAN (8K ROM)

An Electron system manager providing the ability to save and then load ROM images for use in sideways RAM. Gives complete control of all ROMs and interface units present on the system.

Only £14.95

TAPE TO DISK COPIERS

VERSION 2 - NOW MORE SUCCESSFUL
-SOLIDISK CRACKED!

An advanced ROM utility to transfer more protected tape programs than ever before to the various Electron Disk Systems. Eg. ALL ACORN SOFTWARE, ALL MICROPOWER and the majority of all other leading files.

Please order
T2SEDPS for SEDFS
T2P3 for the PLUS 3
T2CU for the CUMANA DFS
NEW T2SD for the SOLDER DISK DFS
T2P4 for ACP AP4 and EDD DFS
ONLY £24.95

To upgrade Version 1 - Version 2 please return your old ROM with a cheque for £5.00 and we will upgrade by return of post.

NEW JOYSTICK INTERFACE NEW

- *Brand new digital joystick interface allowing use of ATARI type 9 pin joysticks on the Electron.
 - *Plugs simply into ROMBOX PLUS or PLUS 1 cartridge slot.
 - *Supplied with software (on ROM) to allow compatibility with a large percentage of Electron games.
 - *Compatible with Electron disk systems and the new versions of the tape to disk copiers.
- ROMBOX PLUS version £19.95
PLUS 1 Version £19.95
(Including PLUS 1 Upgrade)

PRINTER AMSTRAD DMP 2000

A low cost printer now made available to Electron users. Featuring full EPSON COMPATIBILITY making it ideal for Word Processing and Graphics, a speed of 105 characters per second with a 2K buffer, ideal for listings, and an excellent 52 cps Near Letter Quality (NLQ), ideal for producing important letters and documents. Supplied with a Centronics lead suitable for use with either the ROMBOX PLUS or ACORN PLUS 1.
Introductory price £185.00 Including load.

ELK TURBO-DRIVER

(DESIGNED BY ANDYK LTD.)
INCREASES THE SPEED OF YOUR
ELECTRON COMPARABLE TO THE BBC

- ★★ UP TO 100% IMPROVEMENT IN SPEED ★★
 - ★★ ABLE TO RUN BBC SOFTWARE (Non Mode 7) ★★
 - ★★ WHERE SPEED WAS THE LIMITING FACTOR ★★
(Such as Acornsoft's Aviator Flight Simulator)
 - ★★ MAKE'S ELECTRON SOFTWARE RUN FASTER ★★
- CAN BE SWITCHED BETWEEN NORMAL & "TURBO DRIVE"

- ★★ OPERATES IN ALL ELECTRON MODES ★★
- ★★ NO SOFTWARE MODIFICATION REQD. ★★
- ★★ COMPATIBLE WITH ALL ADD-ONS ★★
- ★★ (Plus 1, Plus 3, Rombox, Adapter Boards, etc) ★★

All inclusive ONLY £44.95 (VAT Included)
Fitted, Tested, Including switch and carriage.
PLEASE QUOTE T-D1 ON ORDER FORM
The Upgrade "TURBO DRIVER" Kit available
(including switch)

PLEASE QUOTE ON FORM T-D2
£29.95 Inc P&P

ROMBOX

- *Maximum 8 ROMs instantly selectable
 - *Compatible with BBC ROMs (eg View and Viewsheet) and all Electron ROM based software
 - *Fully compatible with PLUS 1, PLUS 3 and other related add-ons
 - *Supports 8K and 16K sideways RAM
- Still Only £44.95

★ NOW AVAILABLE ★ ★ THE SLOGGER ROM CARTRIDGE ★

Twin ROM adaptors designed to carry any 8K or 16K Eprom for the Acom plus one. Slogger ROMBOX PLUS and the BBC Master Series.
Only £12.95

PLUS 1 ROM UPGRADE

Replacement 8K Eprom to allow loading of cassette. Software in High resolution Modes. Allows Basic to be called instead of being forced into another language on Switch On or CTRL-BREAK.
Only £11.95

STARGRAPH (8K ROM)

Graphics Rom giving screen dump to EPSON printer, printing of text at any angle or any size, circle, ellipse polygons, arc, dotted lines, colour filling plus more.
Only £21.95

PRINTER ROM (8K) (BBC/ELECTRON)

Allows use of sideways RAM as an 8K or 16K print buffer and offers a host of useful utilities for any printer, such as italics, fonts and underlining.
Only £19.95

*TREK (16K ROM)

A ROM disassembler with a difference. Ideal for beginners not only to Machine Code but to the Electron itself as this ROM Utility actually COMMENTS as it disassembles, a feature found in no other package.
SPECIAL INTRODUCTORY
PRICE £17.50

STARMON (8K ROM) MACHINE CODE MONITOR

- * Display of memory in: ASCII and binary, decimal, octal or hexadecimal.
 - * Full support of sideways ROMs.
 - * Comprehensive debugging facilities, including breakpoints, traces and events.
 - * "a very professional piece of firmware" ...Acorn User.
- Only £19.95

All prices include VAT P&P UK Mainland only

SEND
FOR
THEM
TODAY

Cheques payable to
SLOGGER LTD

	Expiry Date	PLEASE SUPPLY	Cost
<input type="checkbox"/> Access No	_____	1	£ _____
<input type="checkbox"/> Visa	_____	2	£ _____
Name	_____	3	£ _____
Address	_____	4	£ _____
_____	_____	5	£ _____
			Total £ _____

Please send orders to SLOGGER LTD, 107 RICHMOND ROAD, GILLINGHAM, KENT

Eight of the best

Program: *The Acornsoft Hits Volumes 1 and 2*
 Price: £9.95 each
 Supplier: Superior Software, Regent House, Skinner Lane, Leeds LS7 1AX.
 Tel: 0532 459453



EACH of these double cassette packs contains four games originally released by Acornsoft.


Volume 1 starts with Magic Mushrooms, which in my opinion is one of the best games Acornsoft ever produced. It is a ladders and platforms game in which you guide our hero, Murphy, along a series of escalators and conveyor belts, slides and trampolines, and past the odd nasty or two.

The object is to collect mushrooms dotted about the screen, but many other features appear in the nine screens making up the game.

You also have the facility to create and save your own screens, so it is possible to design them to be well within the limits of the newest novice or to test the most experienced. The sound is pleasing and the graphics colourful and well designed.

In Planetoid, a version of the arcade game Defender, the screen scrolls sideways allowing your spaceship to destroy raiders intent on kidnapping humans from the planet's surface. These alien invaders come in a variety of shapes all having their own method of attack.

This version is very fast. Smart bombs allow you to wipe out all the aliens on the screen, and a hyperspace



button means you can teleport out of danger.

Maze has simple but effective 3D graphics which change fairly quickly to give a good illusion of movement. You start on level one of a secret installation and must find three tags hidden in the maze. This will allow you to open a box and release the key which operates the lift to the next floor.

You can view a map of the maze, but this will only show those corridors which you have already travelled along. The position of the evil security robots is also indicated.

Monsters is another ladders and platforms game where you dig holes to trap the monsters, then fill in the holes before they can escape.

I was surprised to find two similar games in this compilation - I wonder if it wouldn't have been better to have replaced Monsters with another type. In spite of this, the pack represents excellent value and is almost worth buying just for Magic Mushrooms.

Volume 2 starts with Arcadians, an invaders-style offering in which the aliens are not happy to line up and be zapped - they randomly peel off from their formation to divebomb you.

It's simple but very playable, definitely one of the "let's have one more



try" type. Both sound and graphics are good and make this a very professional game.

Meteors comes next, and although a classic, I'm afraid it does look a little dated. Your spaceship sits in the middle of the screen as a meteor shower drifts across its path.

As you blast each boulder it breaks into smaller particles until finally it disappears. When all the meteors have been atomised another screenful appears.

The only variety is the periodic visit from one of two types of alien ships which buzz across the screen firing at you. However you get the feeling that they are only halfhearted about it all. Graphics are black and white only. I feel this one would have been better



left gathering dust in the archives.

Snooker is for two players, and is the best computer version I have seen. You play and score as in the original game and have the option of adding topspin or backspin to your shot.

The strength of shot can be adjusted by varying the length of cue shown on screen, and the effects of hard shots are realistic, with balls scattering in all directions.

Starship Command is a space shoot-em-up in which your battleship stays in the centre of the screen and the universe rotates around you.

As well as the viewscreen there is control panel and radar scanner to warn you of oncoming aliens, some of which are invisible. If your energy becomes low you may launch an escape capsule to return to starbase, where, depending on your prowess, you may be given another ship and another mission. If you are too late to launch an escape capsule you will be given a posthumous rating.

It's always easier to criticise than create, but I feel that Volume Two could have been improved by dropping Meteors and including a different type of game, perhaps Monsters or Boxer, another excellent ladders and platforms game.

If you don't already have these games as singles they are definitely worth buying, and if you have to make a choice I'd put Volume 1 as being the better value.

Beejay



Sound.....	7
Graphics.....	7
Playability.....	8
Value for money.....	9
Overall.....	8

Red alert

Program: *Condition Red*
 Price: £1.99
 Supplier: Blue Ribbon, CDS House,
 Beckett Road, Doncaster.
 Tel: 0302 21134

CONDITION RED refers to the danger point in an atomic reactor, and this offering from Blue Ribbon has you set in a malfunctioning plutonium plant where you are required to collect 50 plutonium crystals before a meltdown occurs.

This is a ladders and platforms game, and the plutonium crystals are spread over 10 screens, any of which may be accessed by means of a password.

A full list has been provided to enable you to enter any particular screen while in practice mode.

Controls are fairly standard, with Z and X providing the left and right movements and the Return key for jump.

It is possible to pause the action and switch off the sound effects. Plus 3 owners should ensure that the ADFS

is disabled before loading.

The various hazards range from collapsing floors to electrified ones – and the conveyor belts and escalators can carry you straight into trouble.

You must learn to cope with a fancy line in mutating monsters, and to make matters worse you are only equipped with a limited air supply, though this will be topped up after you complete each screen.

You start the game with three lives, but an extra one is given after every second screen.

Mode 2 is used for the graphics, and they are therefore extremely colourful. All the characters are remarkably well drawn, in fact one mutant, which resembles a little pink devil with white horns, is so appealing it is almost a pleasure to fall foul of it. Unfortunately the sound effects let the game down a little.

Movement is very smooth in spite of the fact that a lot is happening at once on each screen, and key presses in particular are very responsive.

It is easy to forget when playing this



game that it is in a budget price range, as the appearance is so good.

It is only let down by a lack of variety of mutants, as there are basically only three types – a devil, a robot and a bug eyed monster, all of which make quite predictable horizontal or vertical movements.

It would have been nice to have had a screen designer, but for £1.99 you can't complain.

Beejay

Sound.....	5
Graphics.....	7
Playability.....	7
Value.....	8
Overall.....	7

Pacman revisited

Program: *Crystal Castles*
 Price: £9.99
 Supplier: US Gold, Unit 2/3 Holford
 Way, Holford, Birmingham B6 7AX.
 Tel: 021-356 3388.

THE original Crystal Castles was an Atari arcade game. Now this Pacman variant has found its way on to the Electron – about two years too late.

Pacman, as you will remember, was designed around a maze in which the pathways were covered with dots. Crystal Castles uses the same idea, but divides the maze into squares.

These are then raised to create ramps and towers. Some of the taller towers can only be reached using lifts; others have tunnels beneath them.

Controlling a small character who looks like a little devil, you run round the maze collecting gems. Clear one maze of gems and you move on to the next.

Life is made difficult by the presence of an entourage of evil characters. First come the red balls.

There are only two on the first screen, but they are adept in luring you into corners.

Screen two sees the arrival of the trees, which operate in the same way as the balls but in greater numbers.

Other nasties include gem-guzzling caterpillars, a skeleton and a wicked witch.

Dawdle too long on any screen and a whirlwind appears to add to your problems. Fortunately there is a wizard's hat which when collected will provide you with temporary immunity against the nasties.

Having sped through the first six screens I was asked whether I wished to load a new set of nasties. If you want to amass a huge score reply no to this question as you will be returned to screen one and be allowed to run through all six screens again – with no increase in difficulty.

The castle files are only four blocks long and don't take long to load. However this loading routine every six screens will no doubt become tedious.

The 3D effect may have been clever



two years ago but is nothing special now. Animation is smooth, but some of the characters are poorly defined.

If you're feeling nostalgic and would like your own copy of Crystal Castles then be my guest.

On the other hand, unless you want an old fashioned game that wouldn't keep the average termite amused for more than five minutes, stay well clear.

Jon Revis

Sound.....	5
Graphics.....	7
Playability.....	5
Value for money.....	5
Overall.....	5

Do-it-yourself adventuring

Program: The Adventure Creator
Price: £14.95 (cassette)
Supplier: Incentive Software, 2 Minerva House, Calleva Park, Aldermaston, Berkshire RG7 4QW.
Tel: 07356 77288

TWO years ago I bought a copy of Jonathan Evans' *Adventurescape* for the Electron and spent many pleasant evenings constructing my first and only text adventure.

Since that time the market has been almost swamped with adventure-writing aids such as Gilsoft's *The Quill*, Logotron's *Adventure Writer* and LTS's *Your Adventure*.

I was therefore particularly interested to see how this new offering from Incentive compared with its peers, and especially concerned to ensure that it wasn't just a watered-down version of its big brother, *The Graphic Adventure Creator*.

I am not overly fond of graphically-illustrated adventures, and to my delight *The Adventure Creator* pretends to be nothing more than a very user-friendly utility for writing text-only adventures.

The package is attractive and houses a single cassette with an easy to understand 24 page manual. No programming experience is required to use it, which is perhaps one of its greatest attractions to adventure buffs. It is, however, an essential prerequisite to read the manual very carefully before launching into your first silicon fantasy.

The tape consists of four main files – *The Adventure Creator* – which is obviously the core program, a *Quickstart* file (an excellent help facility for the true novice), *Advman* (a small adventure from the manual which acts as a tutorial guide), and *Ransom* (a super demonstration adventure).

On loading you are presented with a menu which, although lengthy, soon becomes familiar. For instance pressing V allows you to set up and edit up to 255 verbs, such as GET, DROP, and EAT, which you may wish to use in your adventure, although the *Quickstart* file will supply you with a list of the more commonly used ones.

Pressing R on the main menu allows you the facility to enter room descriptions such as "You are in a dark, dank cabin with a hint of sunlight slipping through a narrow crack in the window boarding".

Only the amount of free memory limits the number of locations you can create, and obviously the briefer the descriptions, the greater the number

of rooms you can cram in.

If you press M on the menu you can enter up to 255 messages which will form the responses within the framework of your completed adventure.

Pressing N presents you with a set-up/edit option of nouns, and A provides adverbs which will allow your actions to be more realistically described.

The trickiest part of writing any adventure is setting up the puzzles. In *Adventurescape* and *The Quill* this was achieved by a flag-setting option.

However *The Adventure Creator* uses a conditions system which, though perplexing at first, is more user-friendly than the alternatives.

Having digested the more difficult bits you now progress to *Advman*, which allows you to journey at your own pace through a tutorial type adventure using the manual and tape.

You can simply view and fiddle or, like me, redescribe the given locations and have immense fun customising your own mini adventure. In doing so you will soon become familiar with the workings of the creator.

Ransom is an enjoyable demonstration adventure, but not altogether essential to beginning to write your own much better jaunt.

The text compression facility is good, as is the response to synonyms of commands and actions – so much so that Steve Maltz at Shards used this program to write *Operation Safras*, a BBC Micro and Electron best-seller.

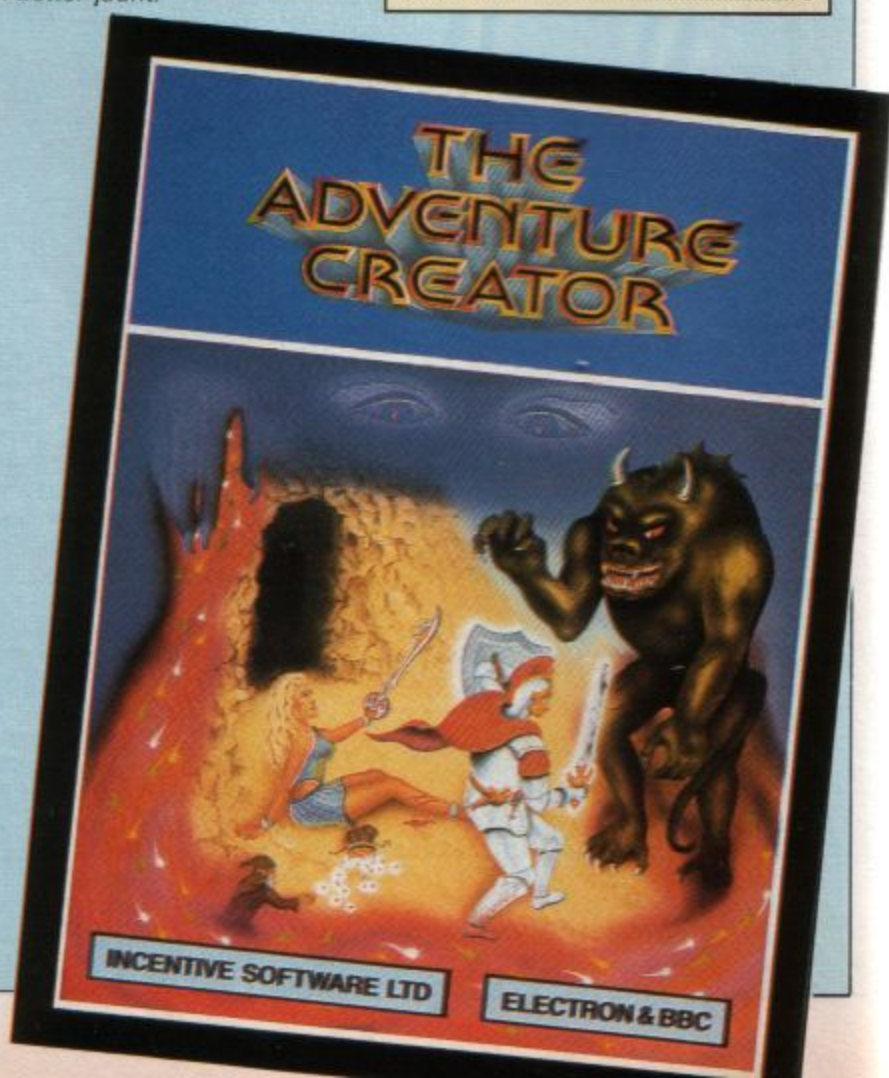
The Adventure Creator has the extra command Chain, which allows you to create massive multi-part tape-based adventures such as the infamous *Lord of the Rings* and the more recent *Ket Trilogy*.

Comparison with other adventure-writing utilities is difficult as each has its own advantages and disadvantages. I found the limitations of tape a little frustrating, and hope that Incentive will soon bring out 3.5in and 5.25in disc versions for the Electron.

Conversely, I found the speed of operation of the program and the commonsense of the manual an absolute joy. It certainly isn't a poor relation of its stablemate, *The Graphic Adventure Creator*, as precious memory is not taken up by irrelevant pictures, which means more text for your masterpiece.

Pendragon

Documentation	9
Ease of use	9
Value for money	9
Overall	9



PRINTING ROUTINES

IN his series starting in the April 1986 issue of *Electron User* John Woolard explored the osword system of calls on the Electron.

He explained how an osword call with A%=&0A will generate the dot matrix pattern of any Ascii character and how this will provide the programmer with the raw materials for a variety of interesting printing effects which are of particular use in the production of title pages and eye-catching labels.

So osword lets us take letters apart to provide a series of eight numbers. The question is now what can we do with them?

VDU 23 comes to the rescue, and by feeding the

```

10 REM Program I
20 REM Underline
30 MODE 4
40 PROCUnderline('ELECTRON
USER',13,15)
50 END
60 DEFPROCUnderline(AS,x,y)
70 LOCAL b,J,K
80 b=8900:AX=10:X%=b:Y%=b D
IV 8100
90 FOR J=1 TO LEN(AS)
100 ?b=ASC(MID$(AS,J,1)):CAL
L 8FFF1
110 VDU23,224
120 FOR K=1 TO 7:VDU(b?K):NE
XT
130 VDU 255-b?8
140 PRINT TAB(x+J,y)CHR$224
150 NEXT
160 ENDPROC
    
```

Program I

eight numbers back into a single character we can produce some novel effects.

For example, if we subtract each of these numbers from 255 and feed them back we will get colour inversion.

This could equally well be done by using the colour commands, but what COLOUR cannot do is invert part of a character.

After an osword call partial inversion becomes possible and Program I demonstrates this, inverting the bottom line of the new display to underline automatically.

By changing the conditions for inversion it is a simple matter to end up with letters that are half inverted, or indeed with other patterns.

To get the idea try modi-

```

10 REM Program II
20 REM Inversion
30 MODE 4
40 PROCinverse('UPSIDE DOWN
',14,15)
50 END
60 DEFPROCinverse(AS,x,y)
70 LOCAL b,J,K
80 b=8900:AX=10:X%=b:Y%=b D
IV 8100
90 FOR J=1 TO LEN AS
100 ?b=ASC(MID$(AS,J,1)):CAL
L 8FFF1
110 VDU23,230:FOR K=8 TO 1 S
TEP-1:VDU b?K:NEXT
120 PRINT TAB(x+J-1,y)CHR$23
0
130 NEXT
140 ENDPROC
    
```

Program II

fy Program I by typing in:

```

120 FOR K=1 TO 8
130 IF K<=4 VDU b?K ELSE VDU 2
55-b?K
135 NEXT
    
```

So far we have seen colour inversion, but we can

interpret inversion more literally and turn the letters upside down. Program II does this by reading the codes in reverse order.

Becoming a little more ambitious, we can split letters into two to produce double height, double width and other effects.

Double height print routines are published quite regularly so I'll concentrate on some of the other possibilities, starting with double width.

To understand how doubling the width works let's look at a single row from an Ascii character shown in Figure I.

To double the width of the row at the top and at the same time retain the pattern you have to double each bit in turn.

As you can see, it is quite difficult to see any simple mathematical relationship between the old and new codes.

It is at this stage that machine code programmers normally take over, because the calculation in Basic is unacceptably slow.

Such machine code programs are, of course, very efficient, but many Basic users find them difficult to adapt to their own requirements.

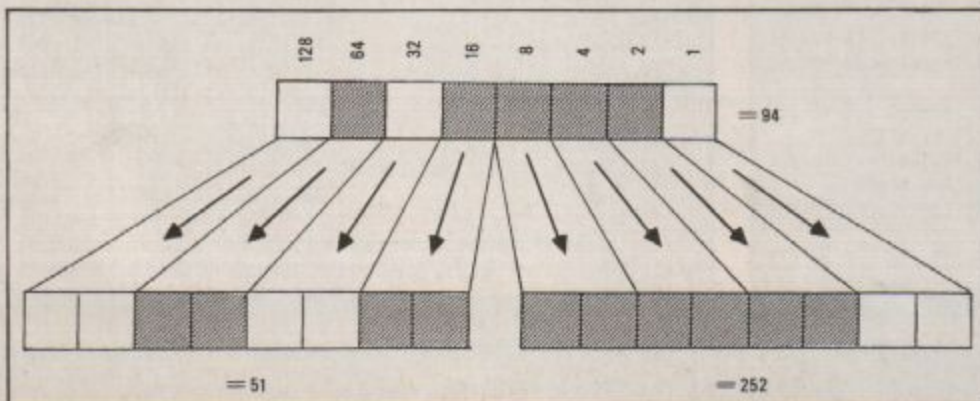


Figure I: Doubling the width

From Page 19

The way round this problem is simple enough – forget about the calculations, and look at Figure II.

When we double up a letter's width what we do is to use four bits of the old letter code to produce the new.

Because each bit can only be on or off – 1 or 0 – there are only 16 possible answers, and four of these

```

10 REM Program III
20 REM Double Width
30 AS="DOUBLE WIDTH DEMO FOR
ELECTRON USERS":Len=LEN(AS)
40 MODE 4:b=8900:AX=BA:XY=b
:YX=b DIV &100:DIM wide(15),Ln
(8),rn(8):FOR J=0 TO 15:READ wide
(J):NEXT
50 DATA &00,&03,&0C,&0F,&30
,&33,&3C,&3F,&C0,&C3,&CC,&CF,&
F0,&F3,&FC,&FF
60 CLS:PRINT TAB(2,12)AS
70 FOR J=1 TO Len:?b=ASC(MID
S(AS,J,1)):CALL &FFF1
80 FOR K=1 TO 8:ln(K)=wide(
b?K DIV &10):rn(K)=wide(b?K MO
D &10):NEXT
90 VDU23,230:FOR K=1 TO 8:V
DUln(K):NEXT:VDU23,231:FOR K=1
TO 8:VDUrn(K):NEXT
100 y=2*((J+2) DIV 38):x=(J*
2) MOD 38:PRINT TAB(x+y,16)C
HRS230;CHRS231
110 NEXT
    
```

Program III

are illustrated in the figure. This process is shown in Program III. Values for each "old" letter code from 0 to 15 are doubled as in Figure II and the new values appear in the data line to be read into a small array.

I have used hex for this data as a pattern in the sequence is clearly seen.

```

10 REM Program IV
20 REM Double Height and Wi
dth
30 MODE 4
40 PROCwidedata
50 PRINTTAB(1,12)'GETTING H
IGHER TOO!'
60 PROChigh('GETTING HIGHER
TOO!',1,15)
70 END
80 DEFPROCwidedata
90 DIMwide(15),ll(8),rr(8)
100 FOR J=0 TO 15:READ wide(
J):NEXT
110 DATA &00,&03,&0C,&0F,&30
,&33,&3C,&3F,&C0,&C3,&CC,&CF,&
F0,&F3,&FC,&FF
120 ENDPROC
130 DEFPROChigh(AS,x,y)
140 REM==GRAPHICS MODES ONLY
==
150 LOCAL b,CS,J,K
160 b=8900:AX=10:XY=b:YX=b D
IV &100:CS=CHRS(230)+CHRS(232)
+CHRS(10)+CHRS(8)+CHRS(8)+CHRS
(231)+CHRS(233)
170 FOR J=1 TO LEN(AS)
180 ?b=ASC(MIDS(AS,J,1)):CAL
L &FFF1
190 FOR K=1 TO 8:ll(K)=wide(
b?K DIV &10):rr(K)=wide(b?K MO
D &10):NEXT
200 VDU23,230:FOR K=1 TO 4:V
DULL(K):VDULL(K):NEXT
210 VDU23,231:FOR K=5 TO 8:V
DUL(K):VDUL(K):NEXT
220 VDU23,232:FOR K=1 TO 4:V
DUrr(K):VDUrr(K):NEXT
230 VDU23,233:FOR K=5 TO 8:V
DURR(K):VDURR(K):NEXT
240 PRINTTAB(x+(J+2)-2,y)CS
250 NEXT
260 ENDPROC
    
```

Program IV

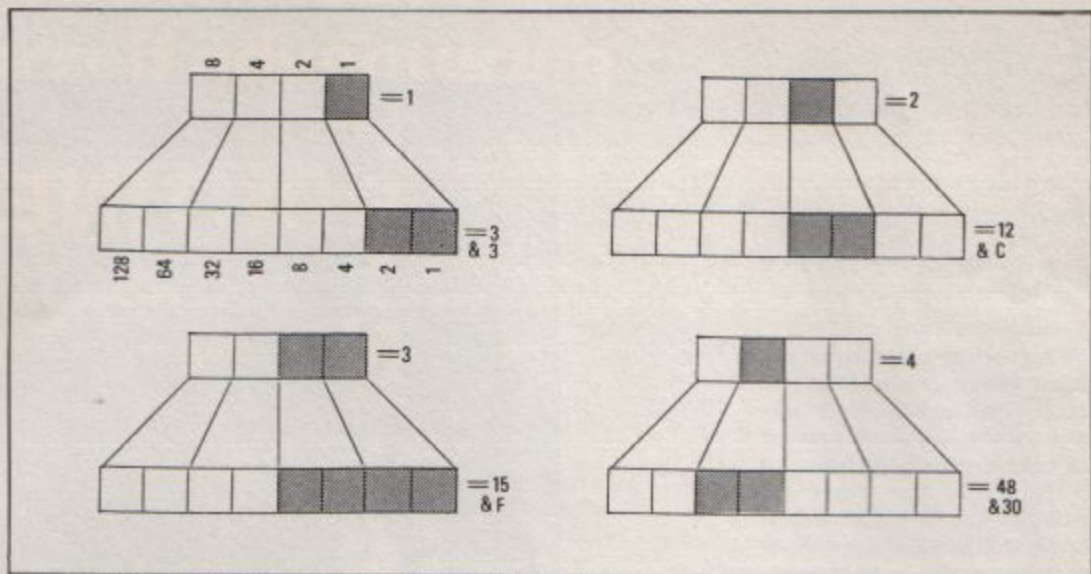


Figure II: Calculating the data for double width characters

Now to double the width of the letter we first set up the osword call. The eight values produced are then split into left, *ll* and right, *rr* halves by dividing by &10 (16) and taking the remainder using DIV and MOD.

The values stored in the *ll* and *rr* arrays are then converted to their doubled values by looking up the new value from the *wide* array.

We then use VDU 23 to produce two new characters each corresponding to half the old one.

These can then be printed together to produce double width.

Remember, though, that the new characters are separate and there are many other possibilities, such as colour changes or small displacements using VDU 5.

Program IV uses the same

method combined with the ubiquitous double height routine to define four characters, which when printed together produce giant letters for titles.

Program V uses a very similar system to that used in Program III to reverse letters.

The logic here is much the same but the data is different as is the process of constructing the new character.

Program VI can be used to write vertically up or down the screen. However, this is very slow as 64 pixels must be rotated through 90 degrees for each character printed.

The methods used in these programs allow new characters to be defined and printed very quickly, but just as importantly they can be combined and extended to produce even more interesting effects.

```

10 REM Program V
20 REM Reversal
30 MODE 4
40 PROCrevdata
50 PROCreverse('RUSSIAN ELE
CTRON USER',9,15):PRINT??
60 END
70 DEFPROCrevdata
80 DIMrev(15),ll(8),rr(8)
90 FOR J=0 TO 15:READ rev(J)
:J):NEXT
100 DATA &0,&03,&0C,&0F,&30,&33
,&3C,&3F,&C0,&C3,&CC,&CF,&F0,&F3
,&FC,&FF
110 ENDPROC
120 DEFPROCreverse(AS,x,y)
130 LOCAL b,J,K
140 b=8900:AX=10:XY=b:YX=b D
IV &100
150 FOR J=1 TO LEN(AS)
160 ?b=ASC(MIDS(AS,J,1)):CAL
L &FFF1
170 FOR K=1 TO 8:rr(K)=b?K D
IV &10:ll(K)=b?K MOD &10:NEXT
180 FOR K=1 TO 8:rr(K)=rev(r
r(K)):ll(K)=rev(ll(K)):NEXT
190 VDU23,230:FOR K=1 TO 8:V
DU(ll(K)+&10)+rr(K):NEXT
200 PRINT TAB(x+J-1,y)CHRS23
0;
210 NEXT
220 ENDPROC
    
```

Program V


```

10 REM program VI
20 REM Vertical
30 MODE 4
40 DIM overX(8)
50 PROCtwist('GOING UP',14,
20,-1)
60 PRINTTAB(16,10)'AND'
70 PROCtwist('GOING DOWN',2
0,11,0)
80 END
90 DEFPROCtwist(AS,x,y,up)
100 bX=8900:AX=10:XY=bX:YX=b
X DIV &100
110 FOR JX=1 TO LEN(AS)
120 ?bX=ASC(MIDS(AS,JX,1)):C
ALL &FFF1:IF up THEN PROCup EL
SE PROCdown
130 IF up PRINT TAB(x,y+JX)C
HRS224 ELSE PRINT TAB(x,y+JX)C
HRS224
140 NEXT
150 ENDPROC
160 DEFPROCdown
170 VDU23,224:FOR cX=1 TO 8:
colX=0:FOR kX=1 TO 8:overX(kX)
=(bX?kX)*2:bX?kX=overX(kX) MOD
&100:overX(kX)=(overX(kX) DIV
&100)*(2^(kX-1)):colX=colX+ov
erX(kX):NEXT:VDUcolX:NEXT
180 ENDPROC
190 DEFPROCup
200 VDU23,224:FOR cX=1 TO 8:
colX=0:FOR kX=1 TO 8:overX(kX)
=(bX?kX) MOD 2:bX?kX=(bX?kX) D
IV 2:overX(kX)=overX(kX)*(2^(8
-kX)):colX=colX+overX(kX):NEXT
:VDUcolX:NEXT
210 ENDPROC
    
```

Program VI

If you want to start doing more with your micro than just playing games, this package is your ideal introduction to the four most popular applications for professional computers. All the programs have been designed for simplicity, so even a child can use them. Yet they include advanced features not yet available on programs costing many times as much!

**Finalist for the Home Software
of the Year Award**



**Contains 32 page booklet giving clear,
easy-to-follow instructions on all 4 programs**

Word Processor: Ideal for writing letters and reports. There is a constant display of both time and word count, plus a words-per-minute display to encourage the budding typist! A unique feature is the double-size text option in both edit and printer mode – perfect for young children and people with poor vision.

Database: You use this for storing information, just like an office filing cabinet. Facts you have entered can be quickly retrieved by just keying in a word or part of a word. They can be sorted, replaced, saved for future use or printed out.

Spreadsheet: Enables you to use your micro for home accounts or pocket money records. It creates a display of numbers in rows and columns. Continuous updating is possible, and a changed figure can be instantly reflected throughout the rest of the spreadsheet. Your results can be saved, to be used for future updates, or can be fed into its associated program...

Graphics: Part of the spreadsheet section, it lets you draw bar charts, pie charts and histograms to give a graphic presentation of your statistics. Helps to give life and colour to the duller figures!

★ Word Processor ★ Spreadsheet
★ Database ★ Graphics

**Now they're
all together -
in ONE simple
package**

Four full-scale
programs for
an incredible
low, low price! **£5.95**
cassette

Also available from:

BOOTS COMET Currys Dixons WHSMITH
Greens John Menzies **BURKELOWS spectrum** and other computer stores

TO ORDER TURN TO THE FORM ON PAGE 53

Directing, doodling and designing

ALAN McLACHLAN puts an AMX mouse through its paces

WHEN the opportunity came to put the Advanced Memory Systems' AMX Mouse through its paces I leapt at it with enthusiasm.

As with most outstanding ideas, the concept behind this one is simple. You use the mouse to control the position of the cursor on the screen for a variety of different applications.

The mouse itself is a mechanical device which can be moved by one hand over a desk or any flat surface. It is a sort of liberated joystick fitting easily within the palm of your hand, although it is far more sensitive and natural than an ordinary joystick.

Inserted in its belly is a sensitive trak ball arrangement which, when rotated by rolling over a surface, moves the pointer or cursor to any screen position.

The package, consisting of mouse, a rom and additional software programs on cassette, is suitable for use with any Electron with Plus 1 and Advanced Computer Products' AP5.

Enabled and disabled by a simple star command, it does not interfere with the micro's normal operation.

The rom contains fast action machine code routines to create windows, icons and pointers on

screen - icon is the term for a symbol or mini picture. When used creatively in menu options and the like they make programs far more user friendly.

There are 64 icons already stored in the rom, and they can be supplemented by using the Icon Designer program which is part of the software package.

In its simplest form without the use of any other software the mouse may be used instead of the normal cursor keys.

This is achieved by entering *MOUSE ON and *MCURSOR ON. The former turns the mouse on and the latter hands control of the cursor over to it.

The mouse has three fire buttons which can be pro-

grammed to simulate three separate keys. For example, you may choose the Return, Copy and Delete keys for use in editing.

Among the many useful commands in rom is *WINDOW which incorporates windows in your programs. A pointer can also be implemented by typing in *POINTER ON and *SHOWPOINTER.

The first command initialises the pointer, the second displays it (it can be removed from the screen with *HIDE POINTER). Using this you can for example move your pointer to an icon of a garbage can to "trash" a file.

The mouse really comes into its own when used with its accompanying software

packages. When Icon Designer is selected the screen displays six windows of various sizes and two icons - a disc drive and a waste bin. The screen format is as shown in Figure I.

Each window has a different function. The largest, used to design your icons, is labelled with the current icon number. To the right is a small window which shows the size of the icon you are creating.

At the base of the screen are two further windows which will store the icons being worked on. Uppermost is the current set and the lower contains an alternative set.

To alter an icon simply use the mouse to position the pointer over the




Figure I: The icon designer

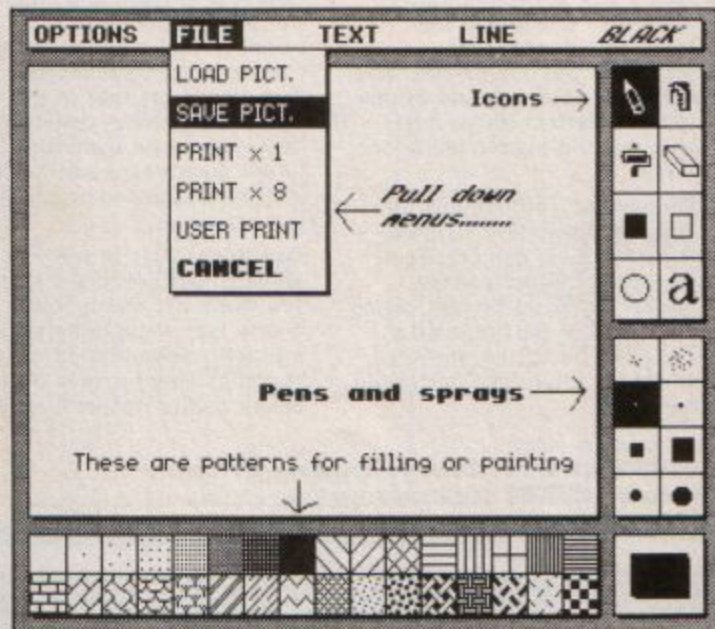


Figure II: The Art package

required icon in the lower window, hold down the "move" button and drag the icon across to the design window. There it is immediately displayed in an enlarged form labelled with its number.

If you move the pointer over any of the black squares which make up the icon and press the execute button, the colour of the square will be inverted.

The execute button toggles between black and white in this fashion to enable you to create your own icon as required.

The program is in fact a very sophisticated character definer.

When you are satisfied with the character, you simply pick it up using the pointer again, and put it into the upper icon store where the new version will overwrite the old one.

To save the new set to disc simply move the pointer to the disc drive icon, press execute and use the prompt to "Save Icons".

You can, in fact, save as many sets of icons as you wish, taking care to save each under a different file name.

The software comes equipped with two sets of icons already and these can be loaded and manipulated to suit individual tastes.

The second item of software, Art Designer, is an advanced drawing program with a wide range of uses in the preparation of illustrations, and for technical drawing.

Even if you don't intend to use it for such serious applications you'll find this part of the package totally compulsive and incredible fun. I did, and so did my children - spending lots of time at the machine just doodling and painting.

Of course all commands are available on screen in the form of icons, which can be selected by means of the

mouse and its buttons. The screen displays a large drawing board (Figure II), surrounded by the full range of icons that will be used, and four menu options.

Drawing facilities include a Pencil with rubber-banding, a Spray with eight different nozzles and a Paint Roller with 32 on-screen patterns to choose from.

There is also an Eraser, a Box and Frame mode, a Circle, and six text styles, all chosen via the pointer.

An Options menu allows you to select Clear the picture, Fast or Slow mouse response, Serial or Parallel printer dumps, Tape or Disc filing and the facility to enter star commands.

The Text menu allows selection of three styles in normal or italic fonts, while the Line menu gives a choice of full, dotted, black, white or inverted. The menus themselves are quite natty. You pull them down rather like a roller blind, then having made your selection they roll up to reveal your original artwork underneath.

Despite the vast range of options, the program is simplicity itself and the user manual provided is virtually redundant. It is impossible to do the package justice in such a short review, so I've let the screen dumps speak for themselves.

Even though this device has obvious applications for technical drawing or filing systems, my family and I got a great deal of fun out of it just using it to create pictures and patterns which we saved for future viewing.

The sensitivity of the mouse itself accounted for the high quality of the artwork.

My only criticism of the whole package is the price - it is very expensive and can only be used with a Plus 5 and DFS. So it would cost Plus 3 owners around £150, though it's under £70 if you've already got a Plus 4 and 5. However, it is the most powerful and flexible hardware/software package available on the Electron and you won't find anything better.

All in all the mouse has become a permanent fixture in my micro (*Editor please note*). Simple yet powerful, this is the one product I've met where the computer cliché really is true: Its potential is only limited by your own imagination. ■

Product: Mouse Package/
Mouse Package + AP5.
Price: £69.95/£125.00
Supplier: Advanced Computer Products, 6 Ava House, High Street, Chobham, Surrey GU24 8LZ.
Tel: 0276 76545.





Figure III: Doodling with AMX Art





TEL: JACQUI
0625 528885

21st. Software

ACCESS HOTLINE
SAME DAY SERVICE
(BBC VERSIONS AVAILABLE)

PRESENTS A SELECTION OF HARDWARE, UTILITIES & SOFTWARE FOR THE ELECTRON

NEW **IMAGINE**
YIE AR KUNG FU II
RRP. £8.95 OURS £7.45

NEW **INCENTIVES**
"THE KET TRILOGY"
All 3 classic Spectrum adventures transferred to the ELK on 1 Tape to form the KET TRILOGY. Each adventure can be played separately or together. No true adventure fan can do without this one.
RRP. £8.95 OURS £8.45

NEW **BUG BYTES**
ICE HOCKEY £2.99
HUNKY DORY £2.99
PLAN B £2.99
DUNJUNZ £2.99

NEW **SUPERIOR SOFTWARE'S**
HITS Vol III
8 Games
RRP £9.95 OURS £8.45
PLUS 3 DISC
Version
RRP. £14.95 OURS £12.95

	R.R.P.	OUR PRICE
A & F		
Cylon Attack	7.95	3.90
Chukie Egg	7.95	3.90
AARDVAAK		
Frak	7.90	6.90
Zalaga	7.90	6.90
ACORNSOFT		
Elite	12.95	11.85
Magic Mushrooms	11.95	10.95
Forth	16.85	8.95
Lisp	16.85	8.95
View Rom Cartridge	29.99	14.95
Viewsheet Rom Cartridge	29.99	14.94
Hopper ROM (Cart)	14.95	8.95
ISO Pascal ROM Cart.	58.80	54.80
ACORNSOFT/BES		
Happy Letters	8.95	7.95
Timeman One	8.95	7.95
Happy Numbers	8.95	7.95
Wordhang	8.95	7.95
Osprey	9.95	8.95
ACORN/LINKWORD		
Italian	14.95	8.95
Spanish	14.95	8.95
ADDICTIVE GAMES		
Football Manager	8.95	7.95
Boffin	9.95	7.95
ADVENTURE INT:		
Secret Mission	7.95	4.95
ALLIGATA		
Blagga	7.95	6.95
Bumper Bundle	7.95	6.95
Guardian	7.95	6.95
Tarzan Boy	7.95	6.95
Nightworld	7.95	6.95
ANCO		
Thai Boxing	5.95	4.95
ATARISOFT		
Robotron	9.95	4.95
ATLANTIS SOFTWARE		
League Challenge	2.99	
BLUE RIBBON		
Nightmare Maze	1.99	
Castle Assault	1.99	
Astro Plumber	1.99	
Diamond Mine	1.99	
Diamond Mine II	1.99	
Darts	1.99	
Joey	1.99	
Ravage	1.99	
Bar Billiards	1.99	
Condition Red	1.99	
BEAU JOLLY		
Computer Hits I	9.95	8.45
Computer Hits II	9.95	8.45
Computer Hits III	9.95	8.45
Five Star Games	9.95	8.45
BUG BYTE		
Twin Kingdom Valley	2.99	
Starforce 7	2.99	
Tennis	2.99	
Roboto	2.95	
Crickset	2.95	
Jack Atac	2.95	
Savage Pond	2.95	
Skyhawk	2.99	
BRITANNA		
Play Your Cards Right	7.95	6.95
COMSOFT		
Serpents Lair	4.95	3.95
Playbox	4.95	3.95
S.A.S. Commando	4.95	3.95
C.D.S.		
Steve Davis Snooker	8.95	7.45
Birdie Barrage	7.95	6.95
Colossus Chess IV	9.95	8.45
Brian Clough's fortunes	14.95	12.95
C.R.L.		
Test Match	7.95	6.95
DR. SOFT		
747 Flight Sim.	7.95	6.95
Phantom Combat	9.95	8.45

	R.R.P.	OUR PRICE
DATABASE		
Mini Office	5.95	4.95
Micro Olympics	5.95	4.95
Magic Sword	5.95	5.45
French on the Run	£9.95	£8.95
DURELL MARTECH		
Mineshaft	6.95	5.85
Geoff Capes	8.95	7.95
Combat Lynx	8.95	7.95
Gibburne's Castle	7.95	6.95
ENGLISH SOFTWARE		
Jet Boot Jack	7.95	4.95
Kissin Cousins	4.95	4.25
ELITE		
Commando	9.95	8.45
EPIC SOFTWARE		
The Wheel of Fortune	8.95	7.45
Castle Frankenstein	6.95	5.95
The Quest of the Holy Grail	6.95	5.95
Kingdom of Klein	6.95	5.95
FIREBIRD		
Star Drifter	3.95	2.95
GILSOFT		
The Quill	16.95	15.45
GOLEM LTD		
Education I	8.00	6.50
Education II	8.00	6.50
Fun with Words	8.00	6.50
Fun with Numbers	8.00	6.50
Jigsaw	8.00	6.50
GREMLIN GRAPHICS		
Footballer of the Year	9.95	8.45
HEWSON		
Heathrow A.T.C.	7.95	6.95
Southern Belle	7.95	6.50
ASL SOFTWARE		
Bug Eyes II	7.95	6.95
Frankenstein 2000	6.95	5.95
Caveman Capers	7.95	6.50
Psycastria	7.95	6.50
The Last of the Free	7.95	6.50
Electron Power Pack	9.95	8.65
Thunderstruck	7.95	6.75
Thunderstruck II	7.95	6.95
IMAGINE		
Yie Ar Kung Fu	8.95	7.95
Milke	8.95	7.45
INCENTIVE		
Confuzion	6.95	5.00
Millionaire	6.90	5.90
Adventure Creator	14.95	13.25
INTERCEPTOR		
Tales Arabian/Knights	6.00	3.00
KANSAS CITY		
Loony Loco	6.95	4.95
Ring of Time	9.50	4.50
Moon Buggy	6.95	4.95
KOSMOS SOFTWARE		
French Mistress A or B	8.95	7.95
German Master A or B	8.95	7.95
Spanish Tutor A or B	8.95	7.95
Welsh A or B	8.95	7.95
Italian A or B	8.95	7.95
Answer Back Jun. or Sen.	9.95	8.95
Answer Back Sport	9.95	8.95
Identify Europe	7.95	6.95
FACTFILE SERIES		
(Used with Answer Back series)		
Arithmetic (6-11 yrs)	4.95	4.25
Spelling (8-12)	4.95	4.25
Natural History (10+)	4.95	4.25
English Words (12+)	4.95	4.25
First Aid (12+)	4.95	4.25
General Science (14+)	4.95	4.25
Know England (12+)	4.95	4.25
Know Scotland (12+)	4.95	4.25
Supersport (14+)	4.95	4.25
20th Century History (12+)	4.95	4.25
Association Football (14+)	4.95	4.25
L.C.L.		
Micro French ('O' Level)	24.50	21.50

	R.R.P.	OUR PRICE
MICRO MATHS (24 Progs 'O' Level)	24.50	21.50
Micro English (24 Progs 'O' Level)	24.50	21.50
Mega Maths ('A' Level)	24.50	21.50
LARSOFT		
The Rising of Salandra	4.95	4.55
Wychwood	3.95	3.65
The Nine Dancers	3.95	3.65
LOGOTRON		
XOR	9.95	8.45
LONGMAN'S SOFTWARE		
First Moves (Chess 8+)	9.95	8.95
MACSEN SOFT		
Treasure Hunt	9.95	8.45
Block Busters	7.95	6.95
Gold Run	9.95	8.95
Bulls-eye	9.95	7.95
MELBOURNE HOUSE		
Way of Exploding Fist	9.95	8.95
Classic Adventure	6.95	5.95
Hampstead House	7.95	6.95
Terromolinos	7.95	6.95
Dodgy Geezers	8.95	7.75
MC LOTHLORIEIN		
Redcoats	6.95	5.95
Paras	6.95	5.95
Johnny Rab	6.95	5.95
Special Operations	6.95	5.95
Waterloo	9.95	8.95
Battlezone	6.95	5.95
M.P. SOFTWARE		
Firienwood	7.50	6.50
Blue Dragon	7.50	6.50
Survivor	7.50	6.50
Woodland Terror	7.50	6.50
Sadin Castle	7.50	6.50
MICROBYTE		
Er'Bert	4.95	3.95
Reversi	4.95	3.95
Pinball	4.95	3.95
MICRODEAL		
Space Shuttle	8.00	5.00
MICROPOWER		
Micropower Magic	7.95	6.95
Ghouls	7.95	3.95
Jet Power Jack	6.95	3.95
Positron	6.95	3.95
Swag	6.95	3.95
Gauntlet	6.95	3.95
Chess	7.95	3.95
Killer Gorilla	7.95	3.95
Moonraider	7.95	3.95
U.X.B.	7.95	3.95
Felix/Evil Weevils	6.95	3.95
Felix in Factory	7.95	3.35
Felix/Fruit Monsters	7.95	3.95
Cybertron	7.95	3.95
Stock Car	6.95	3.95
Rubble Trouble	6.95	3.95
Adventure	7.95	3.95
Bumble Bee	6.95	3.95
MIRRORSOFT		
Harrier Strike Force	9.95	8.45
Court with Olive	7.95	6.95
Look Sharp	7.95	6.95
Mr Men Storymaker	9.95	8.45
First Steps	8.95	7.95
Here/There with Mr Men	7.95	6.95
Quick Thinking Plus	6.95	5.95
Word Games	9.95	8.95
Mastermind	9.95	8.95
Crackit Towners	9.95	8.95
Giddy Gameshow	9.95	8.95
PEAKSOFT		
The Boss	7.95	6.95
ROBICO SOFTWARE		
Rick Hanson	9.95	8.45
Project Thesis	9.95	8.45
Myorem	9.95	8.45
Enthar 7 (5.25" Disc)	17.95	16.45
Note the above disc - AP4 IF only		
SALAMANDER		
737 Flight Sim	9.95	6.95

	R.R.P.	OUR PRICE
SHARDS		
Operation Safras	7.95	6.95
Petigrow's Diary	7.95	6.95
Mystery of Java Star	7.95	6.95
Woodbury End	9.95	8.95
Whoopsy	6.95	5.95
SHIELD		
Maths 'O' Level Examiner	9.95	8.95
Physics 'O' Level Examiner	9.95	8.95
Chemistry 'O' Level Examiner	9.95	8.95
SOFTWARE INVASION		
3D Bomb Alley	7.95	3.95
Gunsmoke	7.95	3.95
Blitzkrieg	7.95	3.95
Super Pool	7.95	3.95
Votax	7.95	3.95
Stairway to Hell	12.95	9.95
Chipbuster	7.95	5.95
SQUIRRELSOFT		
Supergolf	7.50	6.50
Trafalgar	8.00	7.00
Cashcare	11.95	10.65
VAT Care	14.95	13.65
Building Soc. Care	9.95	8.95
Investment Care	13.95	12.95
ACORNSOFT AND SUPERIOR SOFTWARE		
Mr Wiz	7.95	6.95
Smash and Grab	7.95	6.95
Overdrive	7.95	6.50
Tempest	9.95	7.95
Repton	9.95	7.95
Death Star	9.95	7.95
Repton 2	9.95	7.95
Citadel	9.95	7.95
Karate Combat	8.95	7.45
Thrust	7.95	6.75
Gaiaforce	9.95	8.45
Ravenskull	9.95	8.45
Repton 3	9.95	8.45
Acornsoft Hits Vol I	9.95	8.45
Acornsoft Hits Vol II	9.95	8.45
TYNESOFT		
The Big K.O.	7.95	6.75
Futureshock	7.95	6.75
Jet Set Willie II	7.95	6.75
Goal	7.95	6.75
Commonwealth Games	7.95	6.50
US Drag Racing	6.95	5.95
Vindaloo	7.95	6.50
Jet Set Willy	7.95	6.50
Tynesoft Starter Pack I	9.95	6.50
Ian Botham Test	7.95	6.50
Rig Attack	4.95	3.95
Supergran (Adv)	7.95	6.95
Winter Games	7.95	6.50
Mousetrap	7.95	6.50
Five-A-Side Soccer	4.95	3.95
Peg Leg	4.95	3.95
Bouncing Bombs	4.95	3.95
Wet Zone	4.95	3.95
Stratobomber	4.95	3.95
Caterpillar	4.95	3.95
Hyperdrive	4.95	3.95
Super Hangman	4.95	3.95
3D Maze	4.95	3.95
U.K. P.M.	4.95	3.95
Invaders (I.J.K.)	4.95	3.95
Bozo the Brave	4.95	3.95
Cylon Attack	4.95	3.95
Trek II	4.95	3.95
Space Caverns	4.95	3.95
TALENT		
West (Text Adv)	7.95	3.95
Laser Reflex	7.95	3.95
U.S. GOLD		
Beach Head	8.95	6.95
Impossible Mission	8.95	7.65
Crystal Castles	9.95	8.65
Rebel Planet (text adv)	7.95	6.95
Kayleth		

NEW

**SLOGGERS
S.E.D.S.**

Compatible with

**THE ROMBOX Plus
and Plus I**

RRP £74.95
OURS £70.95

NEW

**FIRST BYTE
JOYSTICK INTERFACE**

Includes conversion tape £19.94
+ Quickshot II Joystick £12.99

TOTAL £32.94 OUR PRICE £27.99

FIRST BYTE INTERFACE ONLY
R.R.P. £19.95 OUR PRICE £18.25

**VINE MICROS
ADDCOM**

R.R.P. £28.00 OURS £26.00

**NUTS TO ACORN
(Silly Prices)**

BOXER	£1.25
STARSHIP COMMAND	£2.99
BUSINESS GAMES	£2.99
DESK DIARY	£2.99
TREE KNOWLEDGE	£2.99
SNAPPER	£2.99
PERS. MONEY MAN.	£2.99
CRAZY TRACER	£2.99
WORKSHOP	£2.99

NEW

**FIRST BYTE
PRINTER INTERFACE**

R.R.P. £19.95 OURS £18.45

PRINTER CABLE (BBC)

£9.95

TOGETHER PRICE £27.50

NEW

**Squirrel's Nuts Pack
Contains:-**

1 Trafalgar
2 Bunfun
3 Polar Perils

All three for just £7.95

(All tapes are Squirrel software originals)

NEW

**SHARDS SOFTWARE
THE ADVENTURE PACK**
(21st Software exclusive)

4 Cassettes

1 Pettigrews Diary	RRP £7.95
2 Mystery Java Star	£7.95
3 Woodbury End	£9.95
4 Operation Safras	£7.95
TOTAL	£33.80

Our price for all four
ONLY £14.95!!!

NEW

**THE A1 SUPER SMOOTH
POWER SUPPLY**

Heavy Duty, 2 Year guarantee
Includes on/off switch
VAT & P&P included

£20.45

SLOGGER PRODUCTS

	R.R.P.	OUR PRICE		R.R.P.	OURS
Rombox Plus with Printer buffer	54.95	51.95	THE MASTER RAM BOARD, KIT ONLY	£54.95	£50.95
Rombox	44.95	41.95	THE TURBO DRIVER, KIT ONLY	£29.95	£27.95
Starstore II	29.95	27.25	SLOGGER ROM CARTRIDGE	£12.95	£11.65
Elkman	14.95	13.95	TAPE TO DISC ROMS	£24.95 each	OURS £22.95 each
Starmon	19.95	18.65	T2P3	T2P4	T2CU
Stargraph	21.95	19.95	PLUS 3	AP4	CUMANA
Starword	34.50	31.75			
Starword Cumana	34.50	31.75			
Printer Rom	19.95	18.65			
Plus 1 Rom Upgrade	11.95	10.95			
16k Sideways Ram	29.95	27.95			
Trek	17.50	15.95			
S.E.D.F.S.	24.95	22.95			

PLUS 3 DISC SECTION

Plus 3 owners look no further!

ACORNSOFT'S DATABASE R.R.P. £19.95 OURS £18.65

BLUE RIBBON GAMES DISC I

Nightmare Maze, Diamond Mines I-II, Castle Assault, Astro Plumber R.R.P. £9.95 OURS £8.95

C.D.S. SOFTWARE

Steve Davis Snooker R.R.P. £9.95 OURS £8.95

Birdie Barrage R.R.P. £9.95 OURS £8.95

KOSMOS SOFTWARE

	R.R.P.	OUR PRICE		R.R.P.	OUR PRICE
French Levels A+B	19.95	18.65	Answer Back Senior	12.95	11.65
German Levels A+B	19.95	18.65	Answer Back Junior	12.95	11.65
Italian Levels A+B	19.95	18.65	Answer Back Sport	12.95	11.65
Spanish Levels A+B	19.95	18.65	Any Factfile	8.45	7.45

A.C.P. PRODUCTS

	R.R.P.	OUR PRICE		R.R.P.	OUR PRICE
Advanced Disc Toolkit	34.50	32.20	Advanced Rom Adapter 2	14.95	13.65
A.P.4.	79.98	75.98	Advanced Sideways Ram	29.90	27.90
Advanced Electron D.F.S.	24.15	22.15	Advanced Disc Investigator	28.75	26.55
Advanced Rom Manager	14.95	13.65	AP5	66.70	62.50
Advanced Electron DFS E00	19.99	18.65			

CUT PRICE BOX

£2.45 EACH Stolen Lamp Roman Empire Corn Cropper	£3.25 EACH Escape from Pulsar 7 Time Machine Waxworks Golden Baton Circus	£3.99 EACH P.C.W. Games Collection Theatre Quiz I Do History Quiz Dating Game Music Quiz
£3.25 EACH TYNESOFT'S 'O' Level Physics 'O' Level Chemistry 'O' Level Maths	£3.45 EACH Wizard of Acryz Pharaoh's Tomb Kamakaze	£4.99 EACH Electron Assembly Language course £9.95 EACH Logic Learn Basic

SQUIRREL SOFTWARE'S

T.V. DIRECTOR

Make your own colour video as a T.V. director would - selecting images to cut, mix, and fade to your favourite music track in a T.V. gallery using the keyboard as a twin bank vision mixer, close ups, wide shots and reverse angles are available plus more. During replay the sound and pictures could be recorded on a home video recorder. 'Picture Maker' program supplied together with a comprehensive instructions manual

Cass
R.R.P. £12.95
OURS £11.65

SOFTWARE PROJECTS

PROJECT GRAPHICS

A logo type language to allow anybody to write turtle or logo graphics within a short time of experimenting with the program. Complex geometrical patterns can be created with just a few lines of program. Educational as well as entertaining. Includes a large comprehensive manual as well as many working demonstrations

Cass
OUR PRICES JUST
£5.95

NEW

**WIGMORE HOUSE
ANAMOUSE**

+ Tape containing user routines

£36.95
including VAT & p&p

NEW

**P.M.S.
E2P-6502
2nd Processor**

RRP £89.00
OURS £85.00
including VAT & p&p

NEW

**PROJECT EXPANSIONS
USER PORT**

RRP £29.95
OUPS £27.95
(Reviewed in last months issue)

**SPECIAL OFFER
ROBICO'S**

Rick Hanson Trilogy
3 Cassettes
Rick Hanson
Project Thesis
Myorem

RRP for 3 £29.85
OURS for 3 £20.95
Ends April 19

**THIS MONTHS
SPECIALS
ENDS APRIL 19**

Smash & Grab only £4.95
Stairway to Hell only £7.95
Frankenstein 2000 only £4.95
Quick Thinking Plus only £4.95
Salamander 737 only £5.95

NEW

**MICRO POWER'S
POWER PACK**

3 Cassettes
Croaker
The Mine
Frenzy

All 3 for just
£4.95

BOX OF TEN C20 COMPUTER CASSETTES £4.99 inc VAT & P&P

ALL PRICES ARE INCLUSIVE OF VAT AND CARRIAGE
OVERSEAS ORDERS PLEASE ADD £1.00 PER ITEM. INCLUDES INSURANCE

We guarantee all titles are originals. We offer a quick and reliable service. Most Electron and BBC titles are available on request with the guarantee of at least £1.00 off the R.R.P.

Please send me: _____ Cost _____

1. _____ £ _____

2. _____ £ _____

3. _____ £ _____

4. _____ £ _____

TOTAL £ _____

Access No. _____

Please make cheques payable:
21st Software Ltd

Please quote Access expiry dates.

Send Orders to:
21st SOFTWARE LTD
15 Bridgefield Avenue
Wilmslow SK9 2JS
Tel: Wilmslow (0625) 528885
Office Hours 9.30am-5.30pm (Mon-Fri)

Name _____

Address _____

Post Code _____

Tel. No _____

LAST month we saw how the push button inputs of the Plus 1's analogue port could be used to provide information from a variety of different types of switch.

These digital inputs are all very well, but we've already learned that the real world is an analogue place. We need to somehow make the real world available to our 4 analogue input channels.

This month we'll start an examination of how we can do this. Let's begin with a summary of the characteristics of the Plus 1's analogue to digital converter inputs.

- The maximum input voltage is 1.8V and this returns a value from the ADC of 65280.

- The minimum input voltage is 0V, returning a value of 0 from the ADC.

- An analogue channel is read using ADVAL(n), where n=1 to 4.

- The ADC is an 8 bit device, but returns a 16 bit number, somewhere between 0 and 65280.

So the output returned from the ADC by ADVAL(n) goes up in steps by 256 each time.

It's often desirable to convert the result of an ADVAL(n) call into a value in the range 0 to 255 by:

voltage=ADVAL(1) DIV 256

- We can get a rough idea of the voltage applied to the input of the ADC. Clearly, if a voltage of 1.8V produces an output of 65280, and 0V gives a value of 0, an input of 0.9V should give a value returned from ADVAL of around 32640.

If we can get the par-

ameter in the real world converted into a voltage we can measure this parameter with our Electron. All we need to do is get that voltage generated.

There are two ways of doing this. The first is to use a transducer which generates a voltage dependant upon the physical parameter of interest.

For instance, a photovoltaic cell will convert light into voltage – the brighter the light, the higher the output voltage. These cells are used on spacecraft for generating electricity from sunlight.

The second method is to use a transducer to convert a voltage that we supply into one that depends upon

the parameter being measured.

We could use the VREF voltage of 1.8V from the Plus 1 as our input and measure the output on one of our ADC channels. This is shown in Figure I.

This month we'll look at this second method which depends upon something called a potential divider, which in turn depends upon resistors.

Resistors in one form or another are important in interfacing. They're cheap and widely available from any of the mail order companies specialising in electronic components.

For all our experiments, you'll need to stick to the values given as closely as

possible. As well as the resistance value the wattage also needs to be specified when you're buying resistors. You need 1/8 or 1/4 Watt devices.

The potential divider is a very useful circuit indeed, consisting of just two resistors – shown in Figure II. The input voltage V_{in} is always greater than V_{out} , the output voltage.

Voltage is sometimes called potential, hence the name potential divider – a circuit that divides an input potential by a given amount to produce a smaller output:

$$\text{Voltage out} = (\text{Voltage in}) \times (R2 / (R1 + R2))$$

The output depends on the relative values of the

Four channels to the analogue world

Part IV of the Plus 1 series
by JOE PRITCHARD

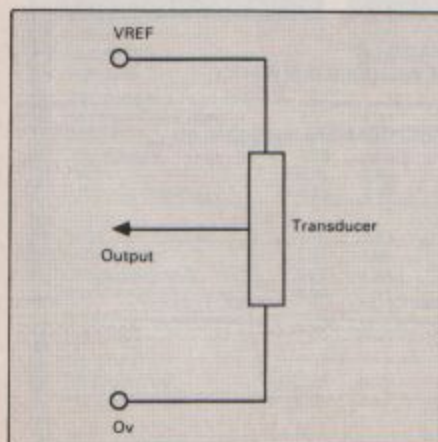


Figure I: A simple transducer circuit

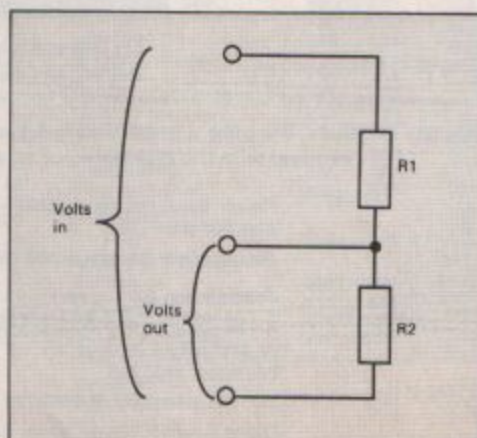


Figure II: A potential divider

Hardware Projects

two resistors. There's no need for us to go into the theory of all this. Just take it for granted that it's true.

However, our project this month is to prove this rule. We'll use VREF as our input voltage and measure the output voltage from the potential divider on channel 0 of the ADC using ADVAL(1).

You'll need several resistors: two 10k ones and one 6.8k, 3.3k, 2.2k and 1k. Note that in some places you'll see these values written as 3k3 or 2k2 and so on, these all mean the same thing - 3300 or 2200 ohms and so on.

You'll also need a D plug for the analogue port - you can use the same one you had last month - and a 3-way screw terminal block. Figure III shows how these components are to be wired up.

The screw terminal block is available from most electrical shops and no soldering is required.

When using VREF as a voltage source we say that the components between VREF and ground are the load on VREF.

The specifications for the Plus 1 require that there should be a minimum load of 10k for VREF.

Keeping R1 at 10,000 ohms will ensure that this criterion is satisfied, even if we have a low resistance for R2.

To alter the value of R2,

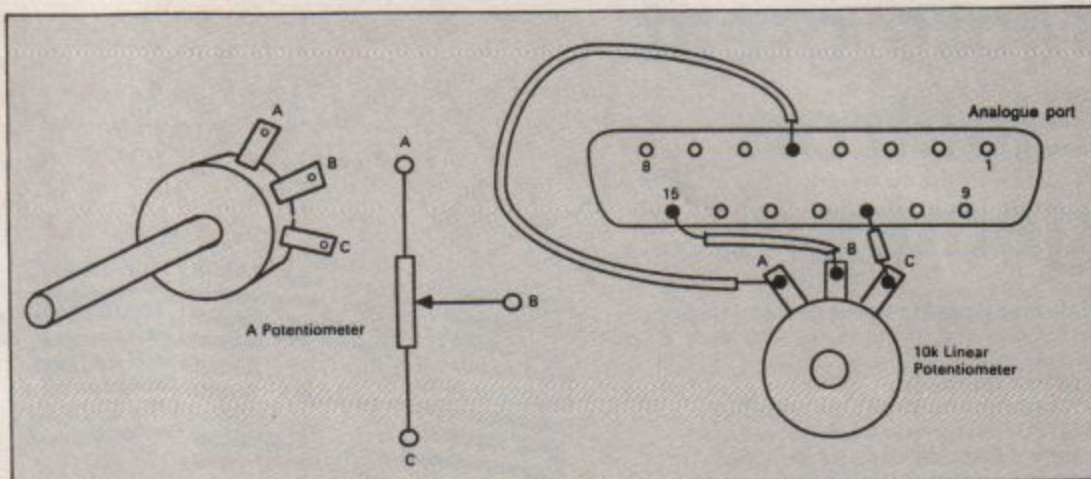


Figure IV: Using a linear potentiometer

remove it from the screw terminal block and replace it with a new value. I suggest you start at 10,000 ohms.

All we need now is the software. Enter and run Program I. It prompts you for the value of resistor you've chosen for R2, calculates what the voltage should be then measures the real voltage.

Note that the calculation of voltage is only approximate. Next month we'll see how we can calibrate the Plus 1's ADC to give a more accurate measurement.

The *scale* in line 40 gives us the size in volts for each of the 256 steps of the ADVAL output.

Line 90 uses the potential divider equation to calculate the voltage based on VREF equal to 1.8V.

Lines 100 to 140 read

ADVAl(1) 10 times calculating an average *inputvolts*.

Line 150 converts the value into the range 0 to 255 and finally into a voltage.

Run the program with different values of R2 and see how the potential divider alters VREF to give a different voltage at the input of channel 0.

So, we can vary the voltage produced by this circuit by altering the value of one resistor.

All we need to measure a physical parameter such as light or heat is to find a suitable transducer that converts it into a change in resistance.

Fortunately, this is fairly easy. There are a variety of transducers around and the simplest is probably the variable resistor, which converts the rotation of a

shaft into a change in resistance. This is shown in Figure IV.

The shaft rotates a sliding

```

10 REM Program I
20 REM Potential Divider Experiment
30 :
40 scale=1.8/255
50 :
60 REPEAT
70 CLS
80 INPUT "Value of R2 ",R2
90 PRINTTAB(2,10)"Calculate d voltage: ";1.8*(R2/(10000+R2))
100 inputvolts=0
110 FOR IX=1 TO 10
120 inputvolts=inputvolts+ADVAl(1)
130 NEXT IX
140 inputvolts=inputvolts/10
150 inputvolts=inputvolts/256
160 inputvolts=inputvolts*scale
170 PRINTTAB(2,12)"Actual voltage is about: ";inputvolts
180 PRINTTAB(2,20)"Press any key to go on"
190 *FX15,1
200 G=GET
210 UNTIL FALSE
    
```

Program I

```

10 REM Program II
20 REM Using a Variable Resistor
30 REM Resistor
40 :
50 REPEAT
60 input=ADVAl(1)
70 PRINTTAB(10,10);input/256;
80 UNTIL FALSE
    
```

Program II

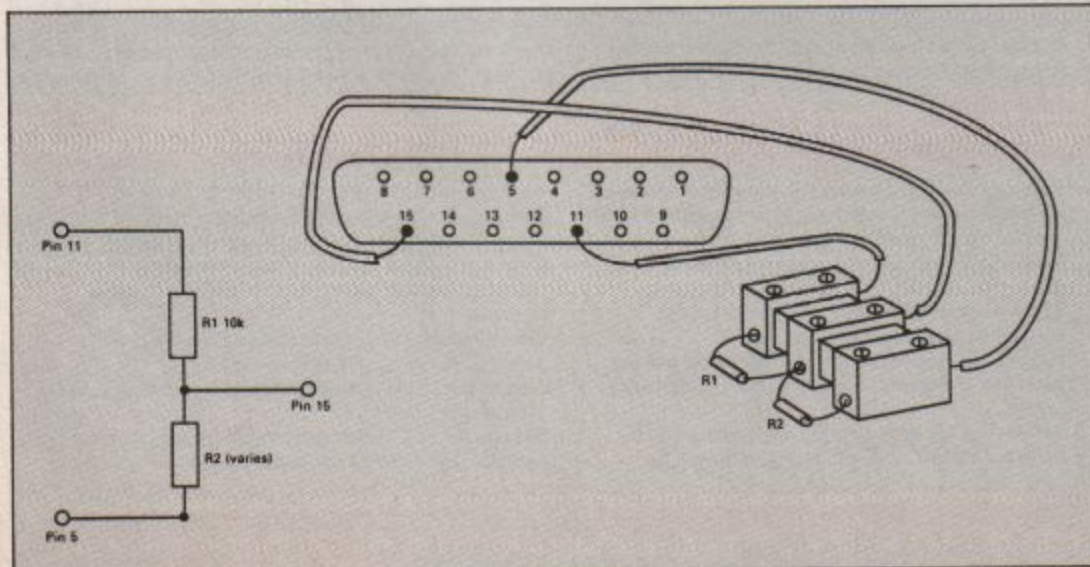


Figure III: Measuring the potential across R2

More great Electron games

This month we introduce a new volume in our Ten of the Best series – 10 more games to give you many hours of fun and entertainment.

These four packages are crammed with the best games from the last two years of Electron User. As an added bonus a previously unpublished game has been added to each one – stunning machine code masterpieces from our technical wizard, Roland Waddilove.

So give yourself a treat... with the most popular games compilations we've ever produced.



Volume 1

Jam Butty: Machine code simulation of high drama on a building site.

Golf: Play a round by yourself, or play against your pals

Haunted House: Fight against all the odds to get out alive.

Space Hike: Another classic, Help the spaceman avoid marauding monsters.

Parky's Peril: Help Parky through an invisible maze, racing against time.

Rally Driver: All the thrills of high-speed driving with none of the risks.

Alphaswap: Your letters are in a twist. Can you put them in order.

Knockout: Fast and furious action as you batter down a brick wall.

Money Maze: Avoid ghosts and collect coins in an all-action arcade classic.

Lunar Lander: The traditional computer game specially written for the Electron.

Volume 2

Atom Smash: Machine code thrills as you help to save the world from destruction.

Bunny Blitz: Go egg collecting, but keep away from proliferating rabbits.

Castles of Sand: Build castles – but beware the rising tide and hungry sandworms.

Reaction Timer: Test your reactions with this traffic lights simulation.

Solitaire: The Electron version of the age-old game

of logic and patience.

Jumper: Jump for your life in this exciting arcade action game.


Break free: Test your wits and reflexes in this popular classic ball game.

Code breaker: Crack the code in a colourful if frustrating brainteaser.

Parachute: Save the plunging sky divers from a watery end.

Star fighter: Attack the bandit ships in this fast-moving 3D punch up.

Volume 3



Rockfall: Come diamond mining in this fun packed game with its own screen designer.

Karate Warrior: Win your black belt in this gruelling test of karate skill.

Grand Prix: Battle your way into the lead in this tricky racing simulation.

Invasion Force: Can you survive wave after wave of relentlessly advancing aliens.

Grebit: Guide the frog across the busy road then across the fast-flowing river!

Fruit Worm: Steer the worm towards the fruit while avoiding rocks and its ever-growing tail.

Manic Mole: Watch out for melting platforms and conveyor belts in your quest for jewels.

Skramble: Fly your fighter fast and low over the landscape to penetrate enemy territory.

Mr. Freeze: You'll need speed and strategy to reach the ice blocks before they melt away.

Paint Roller: Steer a speeding roller, run over paint pots but keep clear of the rocks.

Volume 4



Lunar Invasion: Defend the moon from wave after wave of marauding aliens in this superb multi-screen arcade game.

Howzat: Try not to get caught out in this vivid recreation of a day's test cricket.

Snapdragon: Enjoy this two-player micro version of the familiar card game.

Day at the Races: Fancy a flutter? You can bet your shirt in safety in this two-player horse racing game.

Reversi: Combine cunning and chance as you try to out-think your Electron at this classic

board game.

Fishing: Relax and enjoy a quiet afternoon by a shady brook. You'll regret if you let this one get away.

Cavern Capers: Escape from the depths of the planet by blasting oil drums and dodging deadly fireballs.

Craal: Escape from the maxe and win the beautiful princess in this superb text adventure.

Oxo: High strategy meets low cunning in a logic game to strain your brain.

Missile Attack Defend your city from a missile invasion and save it from certain doom.

TO ORDER TURN TO THE FORM ON PAGE 53

From Page 27

arm across a track of resistive material, such as carbon. This alters the amount of track, and hence the resistance, between A and B and B and C. The resistance between A and C stays the same.

It's like a potential divider, with the A-B resistance forming R1 and the B-C resistance forming R2. For our experiments, you'll need a 10k linear potentiometer.

A potentiometer is simply a variable resistor. The linear part of the name refers to the way in which the resistance changes as the slider moves across the track.

A 10 degree rotation at one end of the track will cause the same resistance change as a 10 degree rotation at the other end.

With logarithmic potentiometers the change in resistance for identical amounts of shaft rotation is different at different points on the track.

The simplest way to connect the potentiometer is shown in Figure IV. Use a 10k potentiometer.

Enter and run Program II. This reads a value from ADVAL(1) and prints the result. By rotating the shaft you should be able to get all values between 0 and 255.

Figure V shows a simple games paddle you can build. It can be read with ADVAL(1), and ADVAL(0) can be used to find out when the button is pressed.

The button and potentiometer can be mounted in a plastic box and 5 core ribbon cable can be used to connect it to a D plug.

When you mount the controls in a box you'll need to cut the potentiometer shaft down. The switch should be a push to make, release to break type.

● That's all for now. Next month we'll look at special resistors whose values depend upon light and heat.

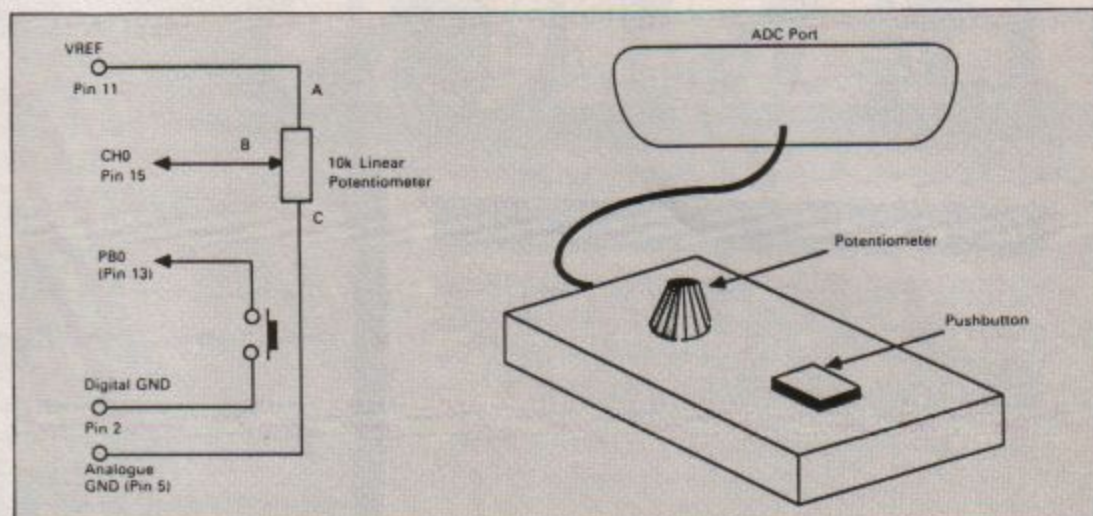


Figure V: Building a games paddle

RESISTORS

A resistor is an electronic component which, when a voltage is applied across it, limits the amount of current flowing through it.

This is very useful in electronic equipment as it allows us to generate many different voltages and currents from a single voltage.

The amount of current flowing through a resistor is given by:

$$\text{current} = \text{volts/resistance}$$

$$I = V/R$$

The current is measured in Amps, the voltage in Volts and the resistance in Ohms. If you know two of the parameters you can calculate the third by rearranging the equation above:

$$V = I * R$$

$$R = V/I$$

$$I = V/R$$

In modern electronics we often need large resistors in the thousands of Ohms range.

The symbol k stands for 1000 ohms so a 10,000 ohm resistor is often written as 10k and a 3,300 ohm resistor is written as 3.3k or 3k3.

The value of a resistor is not written on the side, but is coded in the stripes. This is shown in Figure VI.

Suppose we've got a resistor with stripes of red, violet, red and silver. This would be 2, 7, 2 zeroes and 10 per cent tolerance - 2k7 or 2700 ohms.

The tolerance indicates the percentage accuracy so the resistor will be 2700 ohms plus or minus 270 ohms. It could be anywhere between 2430 ohms and 2970 ohms.

Finally, resistors have a wattage. Current passing

through a resistor generates heat and the more current, the more heat produced.

The wattage indicates the amount of heat that a resistor can get rid of before going phut.

As we're dealing with small currents, we needn't worry too much about this, so 1/4 watt resistors will be fine.

When soldering resistors you may need to scrape grease off the leads of the resistor. You can use a hard pencil rubber or gently scrape the wires with a knife.

Go easy on the soldering as too much heat can change the value of resistance. However, it would be difficult to change the resistance sufficiently to affect our experiments.

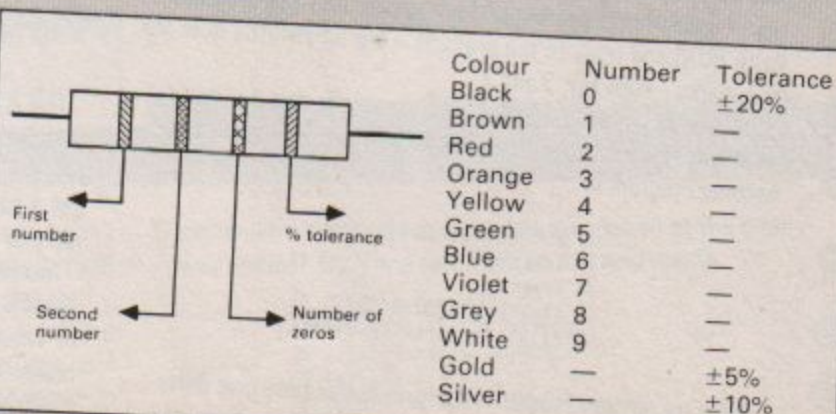


Figure VI: The colour coding on resistors

BACK TO BASICS

Part eight of
TREVOR ROBERTS'
down-to-earth series

Getting into programs

THE last bit of Basics had us pondering over Program I – last month's Program VII – which contains a previously unseen keyword, INPUT. Let's go through the program line by line, seeing what happens as the micro does the same.

```
10 REM Program I
20 INPUT length
30 INPUT breadth
40 area=length*breadth
50 PRINT "The area is ";area
```

Line 10 just identifies the program as Program I, using a REM statement to do so. Remember that everything in a line following a REM is ignored.

The next line contains our first INPUT. This tells the Electron to look at the keyboard, take the number we type in, and store its value in the variable *length*. In effect it performs:

```
look at the keyboard
note the number written there
store this in the variable after INPUT
```

or:

```
get some keyboard input
LET the following variable hold this input
```

All we see of this process is a forlorn little question mark, the input prompt. This reminds us to type in a value and press Return to send it from the keyboard into the computer.

One thing about INPUT is that it takes charge of things. The program won't go any further unless and until you satisfy the demand for input. As soon as this is done, Program I proceeds to line 30 and hits another INPUT.

This time the keyboard input is placed in the variable *breadth*. The final two lines just multiply *length* and *breadth*, storing the result in *area* and displaying this result.

INPUT
MAKES
LIFE
EASIER

Do it over again

IF that were all there was to Program I and INPUT, then it wouldn't be very impressive. However, there's a lot more to it than might seem apparent at first glance. Run the program (with RUN) and reply to the prompts – our lonely little question marks – with say, 3 and 2.

From what we've said before, you should see that 3 ends up in *length* while *breadth* becomes 2. In effect, Program I has become Program II.

```
10 REM Program II
20 length=3
30 breadth=2
40 area=length*breadth
50 PRINT "The area is ";area
```

Now try running Program I again, only this time give different answers to the prompts, say 20 and 15. Now Program I does the same job as Program III. Yet we've only run one

program, Program I.

```
10 REM Program III
20 length=20
30 breadth=15
40 area=length*breadth
50 PRINT "The area is ";area
```

This is the joy of input. It allows the same program to be run over and over again using different values of *length* and *breadth* each time. The same program processes fresh data to get a new result. And you don't have to alter the lines, just reply to the prompts as necessary.

Instead of the program just calculating the area of one specific rectangle, as happens in Programs II and III, the area of any rectangle can be calculated. In other words INPUT makes the program general. Also the user decides what the program does as it runs, rather than the programmer beforehand.

Strings and input

SO far we've just used INPUT to take numbers from the keyboard and store them in numeric variables – the ones without the \$ sign at the end of their names. Program IV shows how INPUT can be used to take a string from the keyboard and store it in a string variable.

```
10 REM Program IV
20 INPUT name$
30 PRINT "Hello " name$.
```

What happens is that line 20 has the program waiting for keyboard input, the solitary question mark telling you that the micro wants your attention. Whatever you type in now – hopefully your name – will be put into the string variable *name\$*. The last line prints a friendly greeting.

Although this example is fairly trivial, you'll find that INPUT is used a lot in serious programming. And often it is used to find out a name so the program can do things like search out your address or credit rating. Program V uses two INPUTs to discover your full name.

```
10 REM Program V
20 space$=""
30 INPUT firstName$
40 INPUT surName$
50 fullName$=firstName$+space$+surName$
60 PRINT "Hello" space$ fullName$
```

Here I would type in Trevor in answer to the first question mark and Roberts to the second. Hence *firstName\$* would hold Trevor while *surName\$* would contain Roberts. Line 50 concatenates these, using *space\$* to make things more legible when the last line displays the message. Try omitting *space\$* and see what happens to the output.

Readers of an observant and inquiring nature may have wondered why I didn't just INPUT the lot into *fullName\$* in the first place. The answer is that it's more flexible to hold them this way. I can have a program address a letter to Mr. Roberts:

```
"Mr. " + surName$
```

and start it with "Dear Trevor":

```
"Dear " + firstName$
```

When the full name is required it can always be constructed from its components.

Input in a twist

BY now Program VIII should hold no fears for you, and I won't insult your intelligence by trying to explain it. However I will set you a few problems to keep you busy until next month.

What happens if you just hit Return at the prompt, without typing anything in? Is it the same for both strings and numerics? And what happens if you get your input mixed up

Prompt action

WHILE I've been waxing lyrical about how useful INPUT is, I must admit to one irritating aspect of the command. This is its use of question marks as prompts. They're not very informative, are they?

In Program V we had two of them. The first wanted the user's first name while the second wanted the surname. The trouble is there's no way of telling which is which, as both are prompted for by a question mark.

Suppose that the program wanted them in the reverse order sometimes used for names? This would have my name as Roberts, Trevor. Yet how could I tell from the program. In fact, how do I know that it is my name it wants?

It's easy to see that unless you know its workings, Program V is all but useless. You have to guess what the question marks mean. A much better way of doing things is to use the PRINT command to give the user more meaningful prompts. Program VI shows this being done.

```
10 REM Program VI
20 space$=""
30 PRINT "Please enter your first name"
40 INPUT firstName$
50 PRINT "Please enter your last name"
60 INPUT surName$
70 fullName$=firstName$+space$+surName$
80 PRINT "Hello" space$ fullName$
```

Now lines 30 and 50 spell out what's required by way of input. Try out Programs V and VI on people who know nothing about programming and you'll find that Program VI is the one they can use. Mind you, they may need an extra PRINT reminding them to press Return.

This combination of INPUT with a printed, more explicit prompt is so useful that those awfully clever people at Acorn have put it in their Basic.

Instead of using a separate PRINT statement you can put your message between the INPUT and the variable that's to hold whatever you reply to the prompt. Program VII illustrates this.

```
10 REM Program VII
20 space$=""
30 INPUT "Please enter your first name"
firstName$
40 INPUT "Please enter your last name"
surName$
50 fullName$=firstName$+space$+surName$
60 PRINT "Hello" space$ fullName$
```

Notice that the question marks have disappeared. You can always get them back by inserting a comma between the message and the variable used to hold the input.

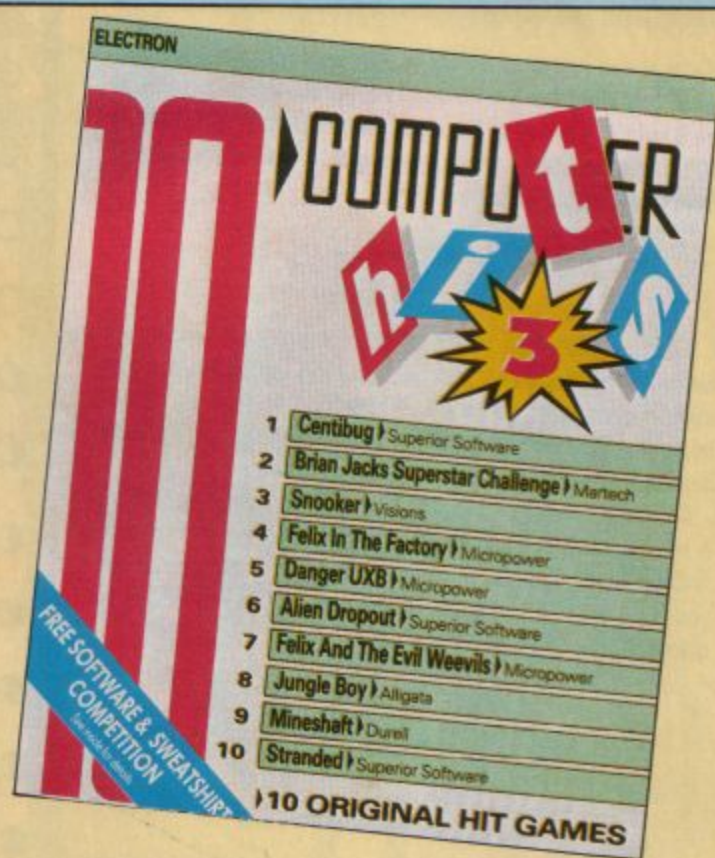
and enter a string where a number is expected or the other way around? Try it and see. More on this next month.

```
10 REM Program VIII
20 INPUT "String" anyString$
30 INPUT "Numeric" anyNumber
40 PRINT "The string is " anyString$
50 PRINT "The number is " ;anyNumber
```

These are the games everyone wants to play!

Ten top games from leading software houses compiled into a double cassette package . . . no wonder it's been No1 in the Electron charts for week after week after week!

And now, for readers of Electron User, it's an even bigger bargain. We've done a special deal on your behalf that slashes the price even more!



**Save
£3**

(cassettes only)

**Save
£6**

(cassettes+sub)

	RRP	Special reader offer	YOU SAVE	Offer including subscription	YOU SAVE
Twin cassette	£9.95	£6.95	£3	£15.95	£6



Acornsoft's classic Database can now be yours for **LESS THAN HALF PRICE!**

This popular package is an easy-to-use database system which displays records in filing-card format. It allows for up to 240 characters per field and up to 32 fields per record. Alphabetical or numerical sorting can be performed on ALL fields, and there is a very comprehensive search facility.

Data can also be converted to View format, edited using the View word processor and printed out from View.

The package includes a step-by-step tutorial.

RRP £19.95

Our Price £9.95

Will only run with the Electron Plus 3

TO ORDER TURN TO THE FORM ON PAGE 53

DRAGON'S DOOM

By **ANDREW**
and **STEPHEN**
WEIR

DRAGON'S Doom is a fun, educational game for children. It's bright and cheerful with an interesting screen display showing a battle between a knight in shining armour and a fierce dragon.

It is designed to test and improve children's ability to read an ordinary analogue clock and tell the time.

Long ago a thief gained entry to the king's strong-room and took the royal crown jewels.

And although he was caught in the market the following day, there was no sign of the jewels and the thief would not speak.

So it's up to you, cast in the role of a mediaeval knight, to recover your king's lost treasure.

After travelling for many days you discover them at the back of a large cave.

However, just as you approach the mouth of the cave a large dragon appears out of the gloom barring your way.

You must fight and drive away the dragon to reach the jewels. This is achieved by answering a series of questions as fast as possible.

A large clock is drawn in the bottom right corner of the screen and on the left is the time written in four different ways.

Three of them are wrong and one is right – you have to decide which is the correct one.

For instance, is it five to twelve, 11 o'clock or 12:55?


Use the up and down cursor keys to highlight the correct time then press Return when you are sure.

Don't take too long deciding as there is a time limit, and if the second hand on the clock completes one sweep of the clockface you forfeit your go.

If your answer is correct you will move towards the dragon, eventually driving it away with your sword.

However, if you answer incorrectly three times the dragon will rush out of the cave and gobble you up.

Good luck in your quest for the treasure – and watch out for that dragon.



CONTROLS

- Cursor up** = Move highlight up.
- Cursor down** = Move highlight down.
- Return** = Confirm answer.

VARIABLES

- name\$** Your name.
- level%** Difficulty level.
- SC%** Your score.
- right%** The correct answer.

PROCEDURES

- assemble** Assemble the machine code.
- man** Print the man.
- diamond** Print the diamonds.
- question** Print the question.
- high** Print the high score table.
- bench** Set up the screen.

**Full listing starts
on Page 35**

The most adventurous and original way
to test your French ever devised.



FRENCH

on the
RUN!



£9.95
cassette

The adventure game with a big difference.

**You're on
your own in
Occupied
France —
facing the
toughest test
that a British
pilot has
ever had to
experience!**

The year is 1943. As an RAF officer stranded in Occupied France you have one aim — to get back to Britain.

The only way to do this is to try to pass as a Frenchman, but if your French isn't good enough you risk capture and interrogation by the police or even the Gestapo.

Even the simplest tasks — from buying food to taking buses — place you at risk. And to add to your problems you've got limited funds: "Should I hitch a lift or take the train?", "Do I sell my belongings or get a job?"

Whatever you decide to do, time is short. And there are always people willing to denounce you . . .

French on the Run is that rare combination: A truly educational program that's also a thoroughly enjoyable game. This text adventure not only tests your grammar and vocabulary, but your knowledge of France and the French way of life.

And as your French improves the language problems get harder and the situations become progressively more dangerous. There are four routes to complete in sequence — you need the password from the last before attempting the next. The standard of French required is about O level, though on the last route it rises to just below A level.

And there's a chance for you to try out the French you'll learn in practice: We are offering a **FREE WEEKEND IN PARIS** as a prize to the first person to get back to England alive, having broken a code near the end of the final route.

For teachers: French on the Run uses multi-choice questions with randomised distractors, all carefully chosen to illustrate linguistic points or points concerning things French. The program is meant for individual assessment, but can be used just as effectively for classroom work. A sealed envelope contains details of how the secret passwords are created.

DATABASE SOFTWARE


TO ORDER TURN TO THE FORM ON PAGE 53

From Page 33

```

10 REM Dragon's Doom
20 REM By Andrew and
30 REM Stephen Weir
40 REM (c) Electron User
50 MODE5:*FX16
60 ON ERROR IF ERR=17 PROCs
peedoff:RUN ELSE VDU22,6:REPOR
T:PRINT at line ";ERL:END
70 PROCinitialise:PROCmain.
program
80 DEF PROCinitialise:*FX15
90 PROCassemble:VDU23;820;
0;0;0;+FX4,1
100 *FX11
110 VDU17,2,31,1,8:PROCbig('
Do you want sound?'):PROCspeed
off:REPEAT key$=GET$:UNTIL INS
TR('YnN',key$):IF INSTR('Nn',
key$) OSCLI'FX210,1' ELSE OSCL
I'FX210'
120 VDU23,140,255,255,255,25
5,255,255,255,255,23,142,128,1
28,192,192,224,240,252,255,23,
143,255,252,240,224,192,192,12
8,128,23,146,224,248,254,255,2
55,254,248,224,23,147,0,0,0,25
5,255,0,0,0
130 VDU23,149,0,0,255,255,25
5,255,0,0,23,150,224,224,224,2
24,224,224,224,224,23,151,7,7,
7,7,7,7,7,23,152,0,0,15,63,1
27,255,248,224,23,153,0,0,240,
252,254,255,31,7,23,154,224,24
8,127,127,63,15,0,0,23,155,7,3
1,255,254,252,240,0,0
140 VDU23,230,184,136,184,16
0,184,0,0,0,23,231,240,16,112,
16,240,0,0,0,23,232,240,128,24
0,144,240,0,0,0,23,233,240,144
,240,16,16,0,0,0
150 ENVELOPE1,2,1,-1,0,2,2,0
,126,0,0,-126,126,126:ENVELOPE
2,2,20,20,20,10,10,10,126,0,0,
-126,126,126:ENVELOPE3,1,-4,+4
,0,20,20,0,126,0,0,-126,126,12
6:DIMHNS(5),HS$(5),c$(4):RESTO
RE230:FORI%=5TO1STEP-1:HS$(6-I
X)=IX+10:READHNS(6-I%):NEXT
160 ENDPROC
170 REM Tune data
180 DATA100,100,100,0,100,0,
100,100,0,100,100,96,96,96,96,
80,80,80,80,80,80,80,80,100,10
0,0,100,100,80,80,80,80,80,80
190 DATA0,80,80,72,72,0,72,7
2,80,80,80,72,68,68,80,80,100,
100,0,100,100,0,100,100,88,88,
96,96,100,100,100,108,108,108,
108,108,108
200 DATA80,80,100,100,0,100,
100,0,100,100,0,100,100,96,96,
96,96,80,80,80,80,80,80,80,80,
100,100,0,100,100,80,80,80,80,
80,80,0,80,80,72,72,0,72,72,00
0,80,80,72,68,68,80,80,0
210 DATA100,100,0,100,100,0,
100,100,88,88,96,96,96,100,0,1
00,100,100,100,100,100,0,0,0,0
,0,0,0,0,-1
220 REM Famous knights
230 DATA Lancelot,Galahad,Geo
rge,Arthur,Andrew
240 REM Knight
250 DATA0,0,0,0,0,0,0,0,255,
0,0,0,0,0,0,0,0,0,0,0,0,0,0,
0,0,0,0,5,5,5,39,175,37,5,5,5,

```



```

1,1,1,1,0,0,0,0,0,17,17,48
,24,0,16,0,255,241,17,241
260 DATA241,113,17,17,1,17,1
7,58,50,50,116,36,14,204,238,1
02,228,100,198,196,236,254,253
,254,253,253,254,237,14,240,24
2,178,116,116,116,36,14
270 REM Diamond
280 DATA17,51,118,255,118,51
,16,0,128,200,224,200,128,0
290 REM Dragon
300 DATA0,0,0,0,0,0,0,0,16,
1,48,33,67,37,67,7,67,135,15,7
5,135,15,165,15,67,37,67,18,33
,48,33,67,67,7,135,165,67,67,3
3,0,0,0,0,0,1,22,165,15,75,1
4,12,12,0,8,17,51,51,17,17,8,0
,8,8
310 DATA12,8,224,90,165,15,
15,9,6,7,11,12,45,15,15,67,0,0
,0,0,0,180,15,15,15,8,0,0,0,0,
0,0,153,247,242,248,252,252,11
8,119,54,55,23,31,151,105,30,1
4,28,33,67,165,15,135,15,15
320 DATA64,100,115,112,125,
60,60,60,48,16,16,0,34,119,2
55,250,250,250,242,242,242,242
,242,243,241,241,241,248,248,2
29,45,15,15,15,15,15,15,12,
0,0,0,196,232,192,192,128,128,
0,0,0,0,0,204,247,245,245,24
4,244,246,242,242
330 DATA243,241,241,249,249
,120,150,15,15,15,15,15,15,15,
8,0,0,0,0,0,0,0,0,0,0,0,0,0,
17,51,255,253,249,241,241,241,
243,242,242,242,242,242,227,21
8,173,143,15
340 DATA15,15,15,15,15,0,0,

```

```

0,33,33,33,1,16,16,16,0,0,0,0,
0,0,0,136,204,230,241,224,226,
192,196,120,152,97,135,15,135,
15,15,9,6
350 DATA15,15,15,15,15,15,7
,0,12,14,207,139,15,15,14,135,
135,67,67,7,33,33,1,16,16,33,3
3,7,67,15,135,15,15,15,15,1,
5,15,15,15,112,8,12,15,15,15,1
5,15,0,7,15,15,40,42,0,81
360 DATA30,15,15,72,14,30,4
5,15,30,45,15,15,30,15,15,15,3
0,15,15,30,15,44,104,129,7,15,
0,0,14,15,15,15,0,15,13,14,160
,170,0,85,80,15,12,0,0,0,128
,12,12,44,194,14,14,14,104,192
,12,72,128,0,0,12,14,10,0,0,
0,8,15,13
370 DEF PROCmain.program REP
EAT name$=FNname:Level%=1:PROC
bench:REPEAT PROCinit:REPEAT P
ROCquestion:correct%=FNget.ans
wer:IF correct%<0 PROCright EL
SE PROCwrong
380 PROCchands(time%):UNTIL L
ives%=0 OR dragon%=FALSE:IFdra
gonX=0PROCwin ELSE PROClose
390 UNTILFNanother=FALSE:PRO
Chigh:UNTILFALSE
400 DEFPROCbig(A$):FORCHX=IT
OLEN$A:ASCIDS(A$,CHX,1):CAL
LLd:NEXT:ENDPROC
410 DEF FNname CLS:PROCspeed
on
420 RESTORE:VDU31,4,3,17,3:P
ROClarge('DRAGON'S DOOM'):VDU3
1,5,10,17,2:PROCbig('What is y
our'):VDU31,8,13:PROCbig('name
?'):COLOUR3:PRINTTAB(0,27)'RET

```

```

URN'):COLOUR2:PRINT'when fini
shed:COLOUR3:PRINT'DELETE';
430 COLOUR2:PRINT'to correct
' a mistake':VDU17,1,
31,2,19,152,31,17,19,153,31,2,
23,154,31,17,23,155,31,2,20,15
0,8,10,150,8,10,150,31,17,20,1
51,8,10,151,8,10,151:PRINTTAB(
3,19):STRING$(14,CHR$(149)):TAB(
3,23):STRING$(14,CHR$(149));
440 PRINTTAB(3,7):STRING$(15
,CHR$(149)):COLOUR3:n$='':PRINTT
AB(4,21):*fx 15,1
450 PROCspeedoff:RESTORE180:
REPEAT PROCtune(1):key%=INKEY(
0):IF key%>31 AND key%<127 AND
POS<16 VDUkey%:n$=n$+CHR$(key
%)
460 IF key%=127 AND LENn$ n$
=LEFT$(n$,LENn$-1):IF POS>3 VD
Ukey%
470 UNTIL key%=13:*FX21,5
480 mistakes%=0:SCX%=0:IFn$='
' n$='Lazy'
490 =n$
500 DEF PROCtune(VX):READ pi
%:IF pi%<0 RESTORE180:READpi%
ELSE IFpi%=0 SOUND1,0,0,1 ELSE
SOUND1,VX,pi%,2
510 ENDPROC
520 DEF PROCbench CLS:PROCsp
eedon:VDU17,3,31,4,2:PROCbig('
Dragon's Doom'):VDU17,2,31,0,5
:PRINTname$:VDU17,1,31,13,5:PR
INT'Level':VDU5,18,181,1:MOVED
,380:PRINTSTRING$(20,CHR$(140)):
MOVED,412

```

From Page 35

```

530 VDU140,142,13,11,140,13,
11,140,13,11,140,13,11,140,13,
13,11,140,140,143,13,11,140,1
40,140,140,143,13,11,140,140,1
40,140,140,146,13,11,140,140,1
40,140,142,13,11,140,140,142,1
3,11,140,142,13,11,142
540 MOVE32,636:GCOL0,0:PRINT
Den:PROCspeedoff:VDU19,3,7;0
;0::ENDPROC
550 DEF PROCclock VDU26,18,0
,3:MOVE1120,310:FORIX=0T0360ST
EP20:DRAW1120+SIN(RAD(IX))*160
,160+COS(RAD(IX))*150:NEXT
560 FORIX=0T0330STEP30:MOVE1
120+SIN(RAD(IX))*160,160+COS(R
AD(IX))*150:DRAW1120+SIN(RAD(I
X))*140,160+COS(RAD(IX))*130:N
EXT
570 VDU5:GCOL0,2:MOVE1100,28
0:VDU230:MOVE1220,170:VDU231:M
OVE1100,56:VDU232:MOVE990,170:
VDU233:ENDPROC
580 DEF PROCdiamonds RESTORE
590:FORIX=1T05:READaddress:188
6:address:CALLdiamond:NEXT:END
PROC
590 DATA86D5C,86EA2,86E92,86
FEB,86FD8
600 DEF PROCman !880=manx%:C
ALLman:ENDPROC
610 DEF PROCinit lives%:=3:dr
agon%=TRUE:manx%:=86E58:PROCman
:VDU26,5,18,181,1:MOVE1160,860
:VDU32,127:PRINT:level%:=1882=
86AF8:CALLdragon:PROCdiamonds:
PROCwindow(19):PROCclock:VDU4:
ENDPROC
620 DEF PROCclose !882=86AF8:
FORIX=86AF8 TO(manx%-828-8280)
STEP8:CALLdragon:!882=IX:CAL
Ldragon:SOUND0,-10,4,1:A=INKEY
(20):IFIY=manx%-8280-848 CALLm
an
630 NEXT:FORIX=1T03:FORIX=1T
0100:VDU7:FX15
640 NEXT:A=INKEY20:NEXT:ENDP
ROC
650 DEF PROCquestion PROCwin
dow(14):REPEAT
660 IFlevel%=1 time%=(RND(12
)-1)*100 ELSE IF level%=2 time
%=(RND(12)-1)*100+(RND(2)-1)*3
0 ELSE IF level%=3 time%=(RND(
12)-1)*100+(RND(4)-1)*15 ELSE
IF level%=4 time%=(RND(12)-1)*
100+(RND(12)-1)*5 ELSE time%=(
RND(12)-1)*100+RND(59)-1
670 UNTIL time%DIV100<>time%
MOD100 DIV5:PROCchands(time%):C
LOUR3:right%:=RND(4):d%:=0:FORc
%:=1T04
680 IF c%=right% a$=STRS(tim
e% DIV100):b$=STRS(time% MOD10
0):type%:=RND(3) ELSE a$=STRS(t
ime% MOD100DIV5):b$=STRS(time%
DIV100+5):d%:=d%+1:type%:=d%
690 IFa$=0a$="12"
700 PROCwrite:PRINTTAB(0,2*c
%-1):c$(c%):COLOUR2:NEXT:ENDPR
OC
710 DEF PROCwrite IFtype%=1
c$(c%)=a$+:+STRINGS(2-LENb$,
"0")+b$+:IFRND(2)=1 c$(c%)=c$(c
%)+ "pn" ELSE c$(c%)=c$(c%)+
an

```

```

720 IFtype%=1 ENDPROC
730 IFtype%=3 c$(c%)=STRINGS
(2-LENa$,0)+a$+STRINGS(2-LEN
b$,0)+b$+" hours":ENDPROC
740 IFb$="15" b$="quarter pa
st" ELSE IFb$="30" b$="half p
ast" ELSE IFb$="45" b$="quart
er to":a$=STRS(VAL(a$)+1) ELS
E IFb$="0" b$="O'clock"
750 IFVALb$>30 b$=STRS(60-VA
Lb$)+" to":a$=STRS(VAL(a$)+1)
ELSE IFVALb$>0 b$=b$+" past"
760 IFa$="13" a$="1"
770 IFb$="O'clock" c$(c%)=a
$b+b$ ELSE c$(c%)=b$a+a$
780 ENDPROC
790 DEF PROCchands(min%) hr=(
min%/100)*30:min%=min%MOD100+6
:GCOL3,3:MOVE1120+SIN(RAD(min%
-90))*7,160+COS(RAD(min%-90))*
7:MOVE1120+SIN(RAD(min%-90))*
11,160+COS(RAD(min%-90))*-11:P
LOT85,1120+SIN(RAD(min%))*132,
160+COS(RAD(min%))*122
800 MOVE1120,160:DRAW1120+SIN
(RAD(hr))*90,160+COS(RAD(hr))
+80:ENDPROC
810 DEF PROCchand2(sec%) GCOL
3,1:MOVE1120,160:DRAW1120+SIN

```

This is one of hundreds of programs now available FREE for downloading on **MicroLink**

```

RAD(sec%))*140,160+COS(RAD(sec
%))*130:ENDPROC
820 DEF FNget.answer PROCChan
d2(0):line%=1:m%:=0:n%:=0:FX21
830 REPEAT key%=INKEY0:IF ke
y%=138ORkey%=139 COLOUR2:PRINT
TAB(0,2+line%-1):c$(line%)
840 IFkey%=139 line%=line%-1
ELSE IFkey%=138 line%=line%+1
850 IFline%<1 line%=1 ELSE I
Fline%>4 line%=4
860 IFkey%=138ORkey%=139 COL
OUR3:PRINTTAB(0,2+line%-1):c$(
line%)
870 n%:=n%+1:IF n%>55-level%
10 n%:=0:PROCchand2(m%):PROCchand
2(m%+6):m%:=m%+6:SOUND1,-5,255,
1
880 UNTILkey%=130Rn%>=360:PR
Ochand2(m%):IF m%>=360 =1 ELSE
=(line%=right%)
890 DEF PROCright PROCwindow
(14):VDU17,3,31,2,2:PROClarge("
Correct!"):SOUND1,2,50,4:PROC
man:manx%:=manx%-810:PROCman:SC
%:=SC%+5:IF manx%<86D00 dragon%
=0
900 ENDPROC
910 DEF PROCwrong PROCwindow
(14):COLOUR3:IF correct%=0 VDU
31,3,0:PROClarge("Wrong!") ELS
E VDU31,2,0:PROClarge("Too Slo
w!")
920 VDU17,1,31,0,5:PRINTThe
time was:VDU17,2,31,(12-LENC
$(right%))DIV2,7:PRINTc$(right
%):+fx21
930 I%=INKEY400:lives%:=lives
%-1:mistakes%:=mistakes%+1:SC%
:=SC%-10:ENDPROC
940 DEF PROCwin SOUND0,-15,7

```

```

,1:SOUND1,-15,230,1:PROCwindow
(19):VDU17,2,31,2,1:PROCbig("S
core"):VDU17,3,31,3,5:PROCbig(
STR$SC%):!882=86AF8:CALLdragon
:RESTORE590:FORgetX=1T05:READa
ddress:FORIX=manx%-88 TO 86D60
STEP-8:CALLman:manx%=IX
950 PROCman:SOUND0,-5,4,1:A=
INKEY(6):NEXT:!886=address:CAL
Ldiamond:!886=86D5C:CALLdiamond
:FORIX=86D60 TO 86E50 STEP 8
:CALLman:CALLdiamond:manx%=IX:
!886=IX:PROCman:CALLdiamond:S0
UND0,-5,4,1:A=INKEY(6):NEXT
960 FORIX=86E50 TO 87FD0 STE
P 8:140:FORJX=1XT0IX+87STEP4:CA
LLdiamond:!886=JX:CALLdiamond:
SOUND1,-10,87FD0-JX DIV 8128,1
:NEXT:NEXT:CALLdiamond:SOUND&1
,-15,230,1:VDU31,3,5:SC%:=SC%+
10:PROCbig(STR$SC%+""):NEXT:EN
DPROC
970 DEF FNanother PROCwindow
(19):VDU17,3:IFlives%>0 AND le
vel%>5 PROCcongrats:=0 ELSEVDU
31,1,0:PROCbig("Would you like
to"):IF lives%>0 PRINTTAB(0,3
):PROCbig("try the next level
?") ELSE PRINTTAB(2,3):PROCbi
g("be reincarnated?")
980 VDU17,2,31,4,8:PRINT"Pre
ss Y or N":REPEAT:AS=GETS:SZ=
INSTR("YyNn",AS):UNTILSZ>0:IFl
ives%>0 level%=level%+1:IFleve
l%>5level%=5
990 IFdragon%=-1 PROCdiamond
s
1000 VDU24,244;384;1279;544;1
6:IF5<3 SOUND1,3,100,6:=-1 EL
SE =0
1010 DEF PROCwindow(XX) VDU4,
26,28,0,31,XX,22,12:ENDPROC
1020 DEF PROChigh PROCspeedon
:IFSC%>=HNS(5) PROCshunt
1030 VDU26,12,31,4,3,17,3:PRO
CLarge("Knobles Knights"):VDU31
,3,7,17,1:PRINTSTRINGS(15,CHRS
245):FORIX=1T05:NS="Sir "+HNS(
IX):VDU17,3,31,0,9+IX*3:PROCbi
g(NS):VDU17,2,31,20-LEN(STR$HS
X(IX)),9+IX*3:PROCbig(STR$HSX
(IX)):NEXT
1040 PROCspeedoff:PROCkey:END
PROC
1050 DEF PROCshunt HSX(5)=SC%
:HNS(5)=name$:FORIX=5T02STEP-1
:IFHSX(IX)>HSX(IX-1) SX=HSX(IX
):HSX(IX)=HSX(IX-1):HSX(IX-1)=
SX:NS=HNS(IX):HNS(IX)=HNS(IX-1
):HNS(IX-1)=NS
1060 NEXT:ENDPROC
1070 DEF PROClarge(AS) FORKX=
1T0LENAS:BS=MID$(AS,KX):?870=A
SC BS:AX=10:XX=870:YX=0:CALL &
FFF1:VDU23,252,?871,?871,?871,
?871,?872,?872,?872,?872:VDU23
,253,?873,?873,?873,?873,?874,
?874,?874,?874
1080 VDU23,254,?875,?875,?875
,?875,?876,?876,?876,?876:VDU2
3,255,?877,?877,?877,?877,?878
,?878,?878,?878:FOR PX=1 TO 4:
VDU251+PX:IF PX<4 VDU 8,10
1090 NEXT:VDU11,11,11:NEXT:EN
DPROC
1100 DEF PROCcongrats VDU26,1
2:PROCspeedon:VDU31,5,3,17,3:P
ROCbig("Well done!"):VDU31,4,5
,17,1:PRINTSTRINGS(12,CHRS245)
:VDU31,1,8,17,2:PROCbig("You h

```

```

ave completed"):VDU31,2,11:PRO
Cbig("all five levels"):COLOUR
3
1110 VDU17,2,31,7,14:PROCbig("
with"):VDU17,3,31,4,17:IF mis
takes%>0 PROCbig("no") ELSE PR
OCbig(STR$mistakes%)
1120 PROCbig(" mistakes!"):VD
U17,2,31,2,20:PROCbig("Now let
's see if"):VDU31,2,23:PROCbig
("someone else can"):VDU31,4,2
6:PROCbig("beat you..."):PROCs
peedoff:PROCkey:ENDPROC
1130 DEF PROCkey:FX15
1140 VDU17,0,17,129,31,0,31:P
RINT" Press a key ";RES
TORE100:REPEAT:PROCTune(-10):A
=INKEY(0):UNTILNOTA:COLOUR128:
CLS:ENDPROC
1150 DEF PROCspeedon FORIX=1T
03:VDU19,1X,0;0;:NEXT:ENDPROC
1160 DEF PROCspeedoff VDU19,1
,2;0;0;19,2,3;0;0;19,3,7;0;0;:
ENDPROC
1170 DEF PROCassemble PROCspe
edon:RESTORE240:FORbyte=0T0509
:READdata:byte?85000=data:NEXT
:oswrch=&FFEE:osword=&FFF1:new
=87A:rows=&7C:columns=&7D:temp
1=87E:FORpass=0T02STEP2:PX=890
0:COPTpass
1180 .d STAb:LDA#10:LDX#b AND
255:LDY#b DIV256:JSRswrch:LDA
#0:STAJ:d1 LDA#23:JSRswrch:L
DAJ:ORA#224:JSRswrch:LDAJ:ASL
A:ASLA:TAX:LDY#4:.d2 INX:LDA#b,
X:JSRswrch:JSRswrch:DEY:BNEd
2:INCJ:LDAJ
1190 CMP#2:BNEd1:LDX#4:.d3 LD
A#X:JSRswrch:DEX:BPld3:RTS
1200 .man LDA#80:STANew:LDA#8
1:STANew+1:LDA#800:STANewdata+
1:LDA#850:STANewdata+2:LDX#4:S
TXcolumns:LDY#24:STYrows:LDY#0
:JSRput:RTS
1210 .diamond LDA#86:STANew:L
DA#87:STANew+1:LDA#860:STANewd
ata+1:LDA#850:STANewdata+2:LDX
#2:STXcolumns:LDY#7:STYrows:LD
Y#0:JSRput:RTS
1220 .dragon LDA#82:STANew:LD
A#83:STANew+1:LDA#86E:STANewda
ta+1:LDA#850:STANewdata+2:LDX#
10:STXcolumns:LDY#40:STYrows:L
DY#0:JSRput:RTS
1230 .put:loop1:LDAnew+1:STA
temp1+1:LDAnew:STAtemp1:LDXrow
s:loop2:.newdata LDA 83000,Y:
EOR(new),Y:STA(new),Y:INCnewda
ta+1:BNep3:INCnewdata+2:.p3 LD
ANew:AND #7:CMp#7:BEQbottom2
1240 INCnew:BNep4:INCnew+1:.p
4 BNE next2
1250 .bottom2 CLC:LDAnew:ADC#
839:STANew:LDAnew+1:ADC#1:STAN
ew+1:.next2:DEX:BNep loop2:LDA
temp1:ADC#8:STANew:LDAtemp1+1:A
DC#0:STANew+1:DECCOLUMNS:BNELo
op1:RTS
1260 .b:J
1270 j=b+9:s=j+1:s$=CHRS11+CH
RS225+CHRS8+CHRS10+CHRS224:NEX
T:ENDPROC

```

This listing is included in this month's cassette tape offer. See order form on Page 53.

GRIDDER is a fascinating puzzle designed to give the old grey matter a good workout. It's a cross between Rubik's Cube and a sliding block puzzle and just as frustrating.

It may seem a simple enough game, but it's difficult to play well.

You are presented with a large five by five grid of coloured blocks with an arrow on one side. Figure I shows the screen at the start of the game.

The object is to generate a large version of the small target-like pattern displayed on the left of the screen. Figure II shows what the puzzle will look like when you've completed it.

You can slide a row or column of blocks in the direction of the arrow by pressing the spacebar. In Figure I the middle row will slide left.


The leftmost block will be removed, the other four will slide left and the block removed is placed to the far right at the end of the row – difficult to explain but very easy to understand if you try it and see.

The arrow can be moved around the grid with < and > so you can select any row or column.

There is a time limit so you'll have to work as fast as possible. Don't be too surprised if you don't complete it first time – but it can be done with practice.

If you solve the puzzle within the allotted time you move on to a more challenging puzzle with more blocks.

Gridder is fun, addictive and should keep you occupied for many hours. Good luck!



By William McGregor

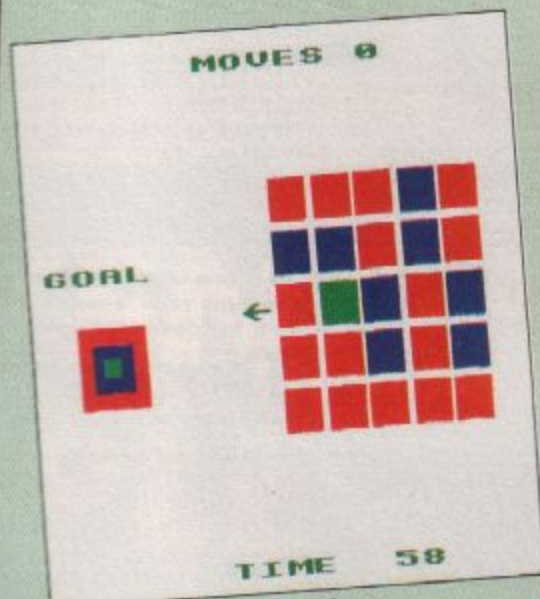


Figure I: The puzzle mixed



Figure II: The puzzle solved

PROCEDURES

vars Initialises the variables.
square Draws a square.
set_boxes Draws the screen display
move Slides a line of squares.
delay Slows the program down.
finished Prints final message
tune Plays some music.

VARIABLES

box% The colours of the grid.
size% The size of the grid.
test% See if you've done it.
move% Number of moves made.
px%,py% Coordinates of the pointer.
limit% Time limit.

CONTROLS

Space = Slide blocks
 > = Move anticlockwise
 < = Move clockwise

Full listing starts
on Page 38

From Page 37

```

10 REM Gridder
20 REM By William McGregor
30 REM (c) Electron User
40 DIM box$(7,7)
50 ENVELOPE1,5,1,0,1,1,1,1,
126,0,0,-126,126,126
60 PROCcharacters
70 size%=3
80 MODE4:VDU23,1,0;0;0;0;:*
FX16
90 PROCtitle
100 MODE5:VDU23,1,0;0;0;0;
110 VDU23,1,0;0;0;0;
120 REPEAT
130 VDU5:CLS
140 PROCvars
150 VDU19,1,0;0;
160 VDU19,2,0;0;
170 VDU19,3,0;0;
180 PROCset_boxes
190 VDU19,1,1;0;
200 VDU19,2,5;0;
210 VDU19,3,3;0;
220 SOUND1,-15,200,2
230 PROCmove
240 VDU4
250 COLOUR2
260 PRINTTAB(2,30);"PRESS R
TO PLAY"
270 REPEAT:UNTILINKEY(-52)
280 UNTILsize%=7 OR NOTFNtes
t
290 IF FNtest VDU4:PROCfinis
hed
300 RUN
310 :
320 DEFPROCvars
330 test%=FALSE
340 move%=-1
350 px%=0:py%=-1
360 IF size%<7 size%=size%+1
:REM between 4 and 7 inc.
370 left%=800-100*(size%+1)D
IV2
380 bottom%=550-100*(size%+1
)DIV2
390 IF size% MOD 2=0 yellow%
=1 ELSE yellow%=4
400 green%=size%*4-8
410 limit%=3000*size%-6000
420 ENDPROC
430 :
440 DEFPROCsquare(x%,y%)
450 GCOL0,box$(x%,y%)
460 MOVEx%*100+left%,y%*100+
bottom%
470 PLOT0,80,0
480 PLOT81,-80,80
490 PLOT81,80,0
500 ENDPROC
510 :
520 DEFPROCcol_one
530 REPEAT
540 x%=RND(size%+1)-1
550 y%=RND(size%+1)-1
560 UNTIL box$(x%,y%)=1
570 ENDPROC
580 :
590 DEFPROCset_boxes
600 PROCtarget
610 FOR x%=0 TO size%
620 FOR y%=0 TO size%
630 box$(x%,y%)=1

```

```

640 NEXT
650 NEXT
660 FOR c%=1 TO green%
670 PROCcol_one
680 box$(x%,y%)=2
690 NEXT
700 FOR c%=1 TO yellow%
710 PROCcol_one
720 box$(x%,y%)=3
730 NEXT
740 FOR x%=0 TO size%
750 FOR y%=0 TO size%
760 PROCsquare(x%,y%)
770 NEXT
780 NEXT
790 PROCcursor(0)
800 COLOUR3
810 VDU4
820 PRINTTAB(6,0);"MOVES"
830 PRINTTAB(6,30);"TIME ";
Limit% DIV100
840 PRINTTAB(0,12);"GOAL"
850 VDU5
860 PROCadd
870 ENDPROC
880 :
890 DEFPROCmove
900 *FX15,1
910 A=GET
920 TIME=0
930 REPEAT
940 REPEAT
950 VDU4
960 PRINTTAB(12,30);(Limit%-
TIME)DIV100;"
970 VDU5
980 IFINKEY(-104) PROCz:SOUN
D0,-10,4,1
990 IFINKEY(-103) PROCx:SOUN
D0,-10,4,1
1000 PROCdelay(3)
1010 UNTIL INKEY(-99)ORTIME>L
imit%
1020 IFTIME>limit% GOTO1050
1030 PROCadd
1040 PROCswitch
1050 UNTILTIME>limit% OR FNtes
t
1060 IF FNtest PROctune
1070 ENDPROC
1080 :
1090 DEFPROCz
1100 PROCcursor(240)
1110 IF px%=-1 OR px%=size%+1
GOTO1160
1120 IF py%=-1 px%=px%-1 ELSE
px%=px%+1
1130 IF px%=-1 py%=0 ELSEIF p
x%=size%+1 py%=size%
1140 PROCcursor(0)
1150 ENDPROC
1160 IF px%=-1 py%=py%+1 ELSE
py%=py%-1
1170 IF py%=-1 px%=size% ELSE
IF py%=size%+1 px%=0
1180 PROCcursor(0)
1190 ENDPROC
1200 :
1210 DEFPROCx
1220 PROCcursor(240)
1230 IF px%=-1 OR px%=size%+1
GOTO1280
1240 IF py%=-1 px%=px%+1 ELSE
px%=px%-1
1250 IF px%=-1 py%=size% ELSE

```

```

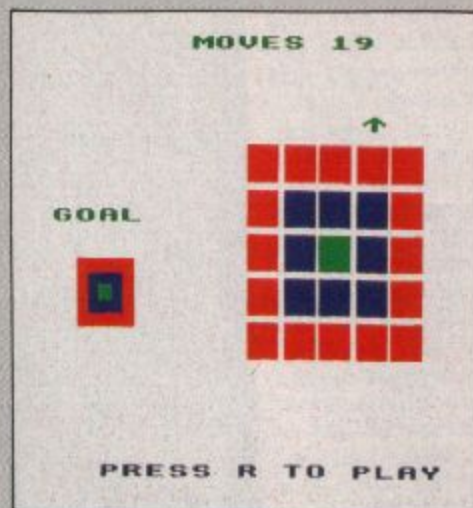
IF px%=size%+1 py%=0
1260 PROCcursor(0)
1270 ENDPROC
1280 IF px%=-1 py%=py%-1 ELSE
py%=py%+1
1290 IF py%=-1 px%=0 ELSEIF p
y%=size%+1 px%=size%
1300 PROCcursor(0)
1310 ENDPROC
1320 :
1330 DEFPROCcursor(chr%)
1340 IF chr%=240 GCOL0,0 ELSE
GCOL0,3:PROCchr
1350 MOVE px%*100+left%+20,py
%*99+bottom%+50
1360 PRINT CHR$(chr%)
1370 ENDPROC
1380 :

```

```

=1 ELSE tx%=size%:rx%=size%-1:in
c%=-1
1590 temp%=box$(tx%,py%)
1600 FORLX=t%TOsize%-r% STEPi
nc%
1610 box$(LX,py%)=box$(LX+inc
%,py%)
1620 NEXT
1630 box$(size%-tx%,py%)=temp%
1640 FORrx%=0TOsize%
1650 PROCsquare(x%,py%)
1660 NEXT
1670 ENDPROC
1680 :
1690 DEFPROCdelay(delay%)
1700 mark%=TIME+delay%
1710 REPEAT
1720 UNTIL TIME>mark%
1730 ENDPROC
1740 :
1750 DEFPROCadd
1760 VDU4
1770 move%=move%+1
1780 PRINTTAB(12,0);move%
1790 VDU5
1800 ENDPROC
1810 :
1820 DEFFNtest
1830 test%=TRUE
1840 FORy%=1TOsize%-1 STEP(si
ze%-2)
1850 FORrx%=1TOsize%-1
1860 IFbox$(x%,y%)<>2 test%=F
ELSE
1870 NEXT
1880 NEXT
1890 FORx%=1TOsize%-1 STEP(si
ze%-2)
1900 FORy%=2TOsize%-2
1910 IFbox$(x%,y%)<>2 test%=F
ELSE
1920 NEXT
1930 NEXT
1940 mid%=size% DIV2
1950 IFsize% MOD2<>0 THEN 198
0
1960 IFbox$(mid%,mid%)<>3 tes
t%=FALSE
1970 =test%
1980 FORx%=mid% TO mid%+1
1990 FORy%=mid% TO mid%+1
2000 IFbox$(x%,y%)<>3 test%=F
ELSE
2010 NEXT
2020 NEXT
2030 =test%

```



This is one of hundreds of programs now available FREE for downloading on **MicroLink**

```

1390 DEFPROCchr
1400 IF px%=-1 chr%=241:ENDPR
OC
1410 IF py%=-1 chr%=242:ENDPR
OC
1420 IF px%=size%+1 chr%=243:
ENDPROC
1430 IF py%=size%+1 chr%=244:
ENDPROC
1440 :
1450 DEFPROCswitch
1460 SOUND1,-15,176,3:SOUND1,
-15,184,3
1470 IF px%=-1 OR px%=size%+1
GOTO1580
1480 IF py%=-1 tx%=0:rx%=1:inc%
=1 ELSE tx%=size%:rx%=size%-1:in
c%=-1
1490 temp%=box$(px%,tx%)
1500 FORLX=t%TOsize%-r% STEPi
nc%
1510 box$(px%,LX)=box$(px%,LX
+inc%)
1520 NEXT
1530 box$(px%,size%-tx%)=temp%
1540 FORYx%=0TOsize%
1550 PROCsquare(px%,y%)
1560 NEXT
1570 ENDPROC
1580 IF px%=-1 tx%=0:rx%=1:inc%

```

```

2040 :
2050 DEFPROCfinished
2060 CLS
2070 PRINTTAB(2,10)"CONGRATULATIONS"
2080 PRINTTAB(6,13)"YOU HAVE"
2090 PRINTTAB(5,15)"COMPLETED"

2100 PRINTTAB(4,17)"THE PUZZLE"
E'
2110 COLOUR131
2120 FORyX=13TO15
2130 PRINTTAB(15,yX)" "
2140 PRINTTAB(15,17)" "
2150 NEXT
2160 COLOUR128
2170 *FX15
2180 A=GET
2190 ENDPROC
2200 :
2210 DEFPROCtitle
2220 COLOUR0:COLOUR129
2230 PRINT TAB(14,1)"GRIDDER"

2240 COLOUR1:COLOUR128
2250 PRINT"The object of this puzzle is to slide the rows and columns of a multicoloured grid around to make a target-like pattern. (The target is displayed to the left of each grid)."
2260 PRINT"If you complete the puzzle within the time limit you move to a more complex pattern"
2270 COLOUR0:COLOUR129:PRINT"Controls"
2280 COLOUR1:COLOUR128:PRINT"<.....rotate pointer anticlockwise"
2290 PRINT">.....rotate pointer clockwise"
2300 PRINT"SPACE...slide the blocks in the TAB(8) direction of the pointer"
2310 COLOUR0:COLOUR129
2320 PRINTTAB(11,30)"PRESS ANY KEY"
2330 *FX15
2340 A=GET
2350 ENDPROC
2360 :
2370 DEFPROCtune
2380 RESTORE 2440
2390 FOR rX=1 TO 8
2400 READ noteX,lengthX
2410 SOUND&0001,-15,noteX,lengthX

2420 NEXT
2430 ENDPROC
2440 DATA148,3,164,4,148,3,164,3,176,4,164,3,176,3,196,12
2450 :
2460 DEFPROCcharacters
2470 VDU23,240,255,255,255,255,255,255,255,255
2480 VDU23,241,24,48,96,255,255,96,48,24
2490 VDU23,242,24,24,24,153,219,126,60,24
2500 VDU23,243,24,12,6,255,255,6,12,24
2510 VDU23,244,24,60,126,219,153,24,24,24
2520 ENDPROC
2530 :
2540 DEFPROCbox(aX,bX,widthX,colourX)
2550 GCOLOR,colourX
2560 MOVEaX,bX
2570 PLOT0,widthX,0
2580 PLOT81,-widthX,widthX
2590 PLOT81,widthX,0
2600 ENDPROC
2610 :
2620 DEFPROCtarget
2630 dataX=2710+(sizeX-4)*10
2640 RESTORE dataX
2650 IF sizeX<6 numreadsX=3 ELSE numreadsX=4
2660 FOR LX=1 TO numreadsX
2670 READ aX,bX,widthX,colourX
2680 PROCbox(aX,bX,widthX,colourX)
2690 NEXT LX
2700 ENDPROC
2710 DATA 75,375,150,1,105,40,5,90,2,135,435,30,3
2720 DATA 60,360,180,1,90,390,120,2,120,420,60,3
2730 DATA 45,345,215,1,75,375,150,2,105,405,90,1,135,435,30,3
2740 DATA 30,330,245,1,60,360,180,2,90,390,120,1,120,420,60,3

```

This listing is included in this month's cassette tape offer. See order form on Page 53.

ADVENTUROUS PEOPLE LOVE ROBICO



ROBICO SOFTWARE, 3 FAIRLAND CLOSE, LLANTRISANT, MID GLAM. Tel. (0443) 227354

Devon: C&F Associates 02373 619

North Humberside: Fees Distribution 0724 857652

West Yorkshire: R&R Distribution 0977 795544

Kent: S.D.L. 01-309 0300

Midlands: Software Express 021 328 3585

Bucks: Microdealer Int. 0908 74000

Cheshire: 21st Software Ltd. 0625 528885

WIMPs, Desktop and Gem are terms you may have heard recently, perhaps in connection with Master Compact, Amstrad PC and Atari ST computers.

The terms refer to an operating environment providing a friendly interface between the computer and the user.

It is commonly found on powerful micros with large amounts of ram and costing many hundreds of pounds, not on home computers like the Electron.

Gem is Digital Research's Graphics Environment Manager which uses WIMPs - Windows, Icons, Menus and Pointers. It is designed with the novice in mind and enables you to use a computer with the minimum of fuss.

You don't need to know anything about the micro, operating system, how to load or save files, command syntax and so on, as files are often represented on screen by small pictures or icons.

A pointer can be moved round the screen, using a mouse or cursor keys, and a file, program or utility selected and run by clicking the mouse button when pointing at an icon.

You can easily enter a word processor, spreadsheet or database, leave it

WIMPS

Transform your Electron with a fully fledged desktop environment, featuring Gem-like windows, menus and pointers

By ROLAND WADDILOVE

and enter another package simply by pointing to an icon or menu option and clicking the select button.

This is the ultimate in user-friendly environments and enables anyone with just a passing knowledge of computers to use powerful and flexible packages.

Now, with the aid of the utility presented here, you can have your own Electron

desktop package featuring Gem-like windows, menus and pointers.

It provides you with a notepad complete with text editor, real or elapsed-time clock, art package and card index database system all in one short program.

When Wimps is run you'll see a menu with five options printed across the top of the screen. A pointer just below

this can be moved left and right using the cursor keys and an item is selected by pressing Copy.

The first menu option, Pad, can be seen in Figure 1. This is the notepad which can be used for jotting down short notes, memos, shopping lists, telephone numbers and letters.

You can move the flashing text cursor anywhere on the screen by holding down Control and pressing A, Z, < and >. To enter text simply type away.

Using the cursor left and right keys followed by Copy you can select any of the five pad menu options at the top of the screen. These can be used to load, save, print and erase the text on the notepad.

When you quit, the text is stored in memory and will still be there if you return to the notepad later. Of course, it will be lost if you switch off your Electron without saving it.

Please note that if you are running Wimps from tape you won't see any cassette prompts or messages. You should press Play (and Record if recording), whenever a prompt for a filename appears. Press Stop when the file has finished loading.

Wimps is best when run

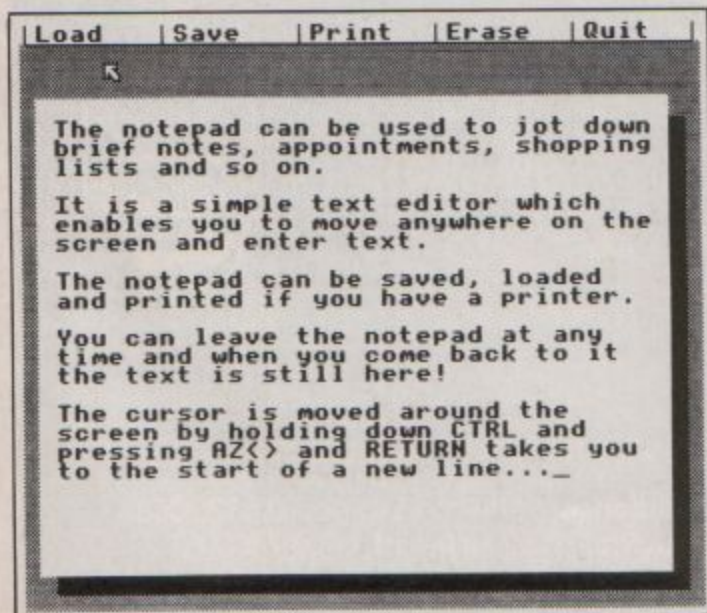


Figure 1: The notepad

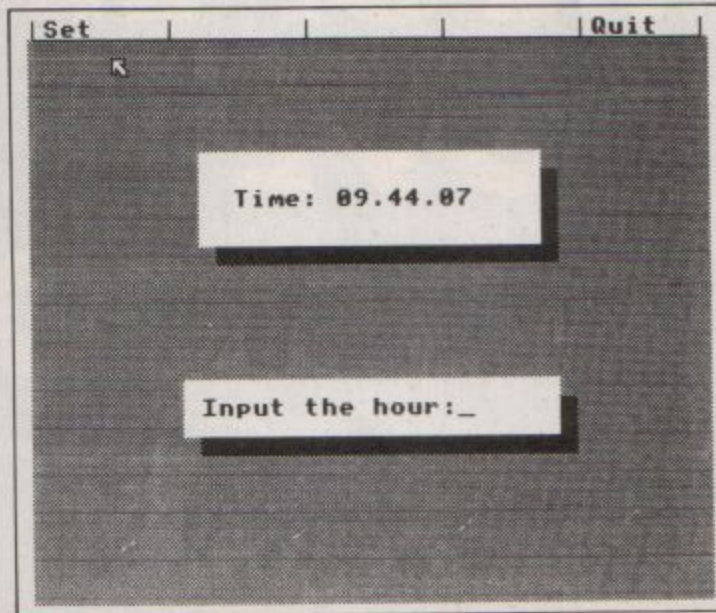


Figure 2: The clock

from disc because of the great speed increase when loading and saving the notepad, card index and art screens.

The second option from the main menu is to see the clock, shown in Figure II. This will display the time elapsed since you started up Wimps but if you wish you can set it to the true time by selecting the first option from the clock menu.

The clock will keep the time while using the program's other facilities so you can come back to it whenever you wish to see what the time is.

The third option from the main menu enters the art package, shown in Figure III. This can be used to draw pictures and design screens which can then be saved on tape or disc.

When you enter Art you'll be presented with a blank screen with a pencil in the middle. Use A, Z, < and > to move it round the screen, (the keys are the same as with the notepad except that you don't need to hold down Control).

To draw a line press Return to fix one end, move to the other and press Return again. A rubber banding technique is used which enables you to stretch the line from the start point and move it round the screen before setting its final position.

Circles can be drawn by selecting the Circle option from the art menu at the top of the screen. Move the pointer using the cursor




Figure III: The art package

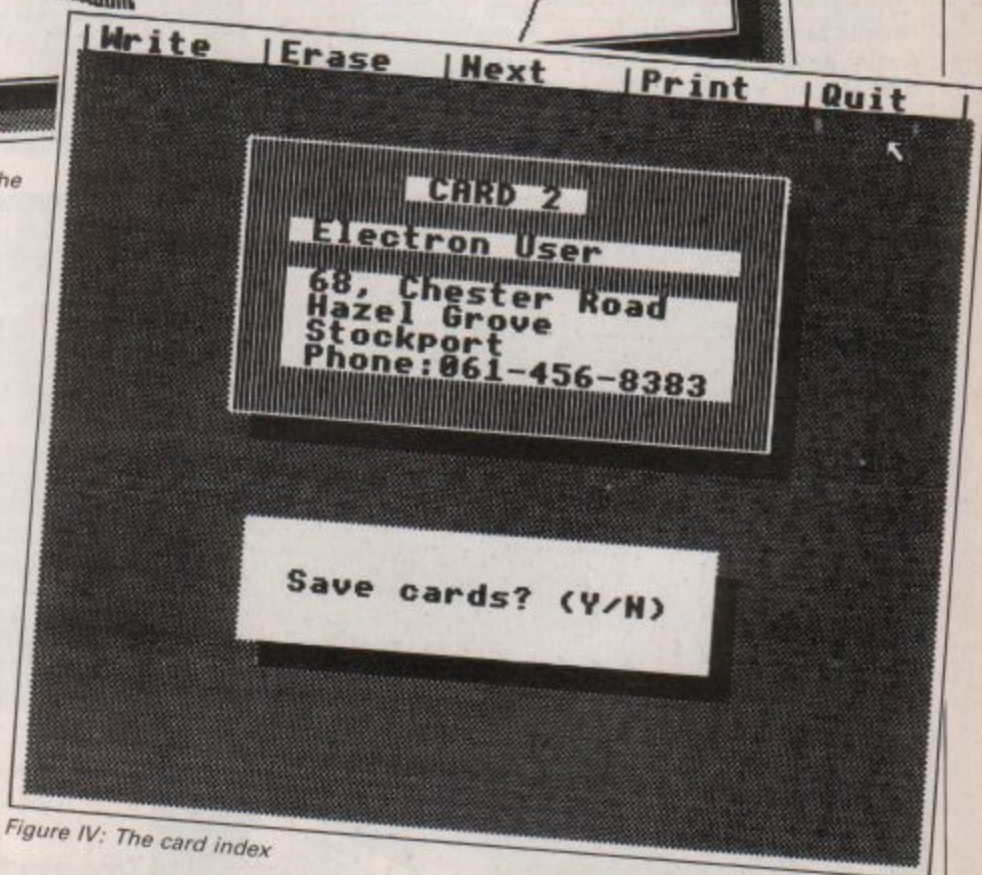


Figure IV: The card index

VARIABLES

S%	The option selected from the main menu.
X%	The pointer's x coordinate.
T%	The time.
name\$	The filename.
pad	Used for the notepad.
cards	Used to store the card index.
sin, cos	Sines and cosines for drawing circles.

PROCEDURES

menu	Print the main menu.
cls	Clear the screen.
pointer	Move the pointer.
select	Select an option.
window	Set up a window.
name	Ask for filename.
initialise	Dimension arrays.

Utility

From Page 41

keys and press Copy to select.

You'll now see a small circle drawn where the pencil was. Use < and > to alter the size and Return to fix it in position.

Shapes can be filled by choosing the Fill option from the menu and pressing Copy. It fills from the pencil position.

Quit will destroy the picture, so, if you intend to keep it remember to save it first before returning to the main menu.

The fourth main menu option takes you to the card index, shown in Figure IV. These cards may be used as a simple database to store names and addresses, telephone numbers, appointments and so on.

On selecting Card from the menu you'll first be

asked if you want to load a file. Any number of index files can be stored, each holding 20 cards.

Following this the screen will clear and the first card will be displayed. You can write a record by selecting the first menu option.

You'll see a cursor appear in the top box on the card. Enter up to 20 characters and press Return. Now enter the information into the larger box below.

This part of the card requires one input only so don't press Return until you've typed everything you wish to appear in this box.

Select Next from the menu and hold down Copy to flick through the card index.

The Print option can be used to print either all the cards or the currently displayed one and a prompt will appear asking which

you require.

When you quit this section you'll be asked if you wish to save the cards.

They are stored in memory until you either switch off or load another card index file and you can return at any time to browse through them - don't forget to save them before loading a new file or switching off.

The final option from the

main Wimps menu is to quit the desktop program. You'll be asked to confirm this in case you've forgotten to save the notepad or card index.

You should find Wimps a powerful, friendly and very useful utility. I have just hinted at some of the possibilities and I'm sure you'll find many more applications. ■

Wimp listing

```

10 REM WIMPs
20 REM By R.A.Waddilove
30 REM (c) Electron User
40 ON ERROR MODE6:REPORT:PR
INT" at Line ";ERL:OSCLI"FX12,
4":OSCLI"FX4":END
50 MODE 4
60 PROCinitialise
70 PROCmenu
80 MODE 6:OSCLI"FX21":*FX4

110 DEF PROCinitialise
120 DIM cards 2100:c$=STRING
$(100,""):FORI%=0 TO 19:(car
ds+I%*101)=c$:NEXT
130 DIM pad 1000:FORI%=0 TO
25*37 STEP4:I%:pad=820202020:N
EXT
90 END
100
    
```

VISION SOFTWARE

OR LEARN YOUR LESSON THE HARD WAY

In our competitive world it has never been more important to study for success - whether in exams or continuous assessment. Now **VISION SOFTWARE** can help. Both in the classroom and revising at home, **VISION SOFTWARE** provides that vital reinforcement essential to those taking CSE, GCE, 16-plus or GCSE courses.

Each subject is covered in depth and presented as a course of separate units, so your syllabus can be met precisely. Extra information is always provided by the software to give the encouragement that is so essential, while each disk and cassette pack comes complete with a User Guide containing all the necessary study diagrams.

Developed by teachers - proven in the classroom - isn't it about time **VISION SOFTWARE** was helping you.

AVAILABLE ON MAIL ORDER FOR:

Amstrad 464, 664 and 6128
BBC B, B+ and Master
Electron
Spectrum 48K, 128K
and Spectrum-plus.

Prices from
£10.90
inc VAT,
p&p

FOR A FREE CATALOGUE: simply complete the coupon and send it to Disney Limited, FREEPOST, Sutton Coldfield, West Midlands B72 1BR (No stamp required).



Please send my **FREE** catalogue of Vision Software.

Subjects of interest and microcomputers are:

Name _____

Address _____

Post code _____

Amstrad BBC

Electron Spectrum

Chemistry Physics

Biology Computer Science

History Geography

French German

Information Processing Other _____

Other _____


EU/4/87

**SAVE
£3**

Create your own adventures with this professional package

- Handles complex sentences and multiple command lines
- Accepts abbreviations, as well as 'it'
- Built in text-compression routine
- Produce massive multi-loading adventures using the Chain command
- Comes complete with 24-page manual

And once you've written your adventure you are free to market it through any company – without payment to Incentive.



Normal Price £14.95

SPECIAL OFFER PRICE **£11.95**

ADVENTURE CREATOR	RRP	Special reader offer	YOU SAVE	Offer including subscription	YOU SAVE
Cassette	£14.95	£11.95	£3	£20.95	£6

**SAVE
£5**

Three adventure classics – together for the first time!


Rick Hanson, Project Thesisus and Myorem are among the best adventures available for any computer. Now you can buy them in one great package. . . Rick Hanson Trilogy – Saga of a Spy. .

The handsome, black and gold presentation box contains:

- Three cassettes
- Three hint sheets
- An instruction booklet
- An Adventurer's notebook
- A smart Robico pen

Previously the three titles would have cost you £29.95. Saga of a Spy, with its extra goodies, retails at £23.95. But we've gone one better – with a special offer price of

ONLY £18.95



RICK HANSON TRILOGY	RRP	Special reader offer	YOU SAVE	Offer including subscription	YOU SAVE
Cassette	£23.95	£18.95	£5	£25.95	£10

TO ORDER PLEASE USE THE FORM ON PAGE 53




... up to £5 on nine quality educational programs

Full-length programs designed to stimulate, educate and entertain – in school and at home




Windmill: Word, number and colour recognition



Angler: Fun with angle estimation



Spelldroid: Learn to spell with our friendly robot




Tortal: Teach and test the rules of single addition



Educational Computing on the Electron



Volume 2 of *The Micro User Education Special* contains nine full length programs written to the highest standards and each picked to combine educational worth with sheer enjoyment. The nine programs cover topics from early reading and simple sums to the rules of punctuation and angle estimation – and there's an excellent introductory database.

The programs on the tape and disc have been adapted for the Electron and the magazine contains all the original listings together with advice on how they can be adapted to cater for individual needs.

Covers all age ranges from infants to secondary.




 +
 
 =
 £3.95
£2 Saving!
 Normal price £5.95


 +
 
 =
 £4.95
£5 Saving!
 Normal price £9.95

PLUS:

Database: A comprehensive database for the young learner.

Chinese Takeaway: Teach and test the rules of simple subtraction.

Fun Factors: Arcade style factor learning.

Discovery: A strategy based phrase identification game.

Punctuation: Test and teach the rules of punctuation.

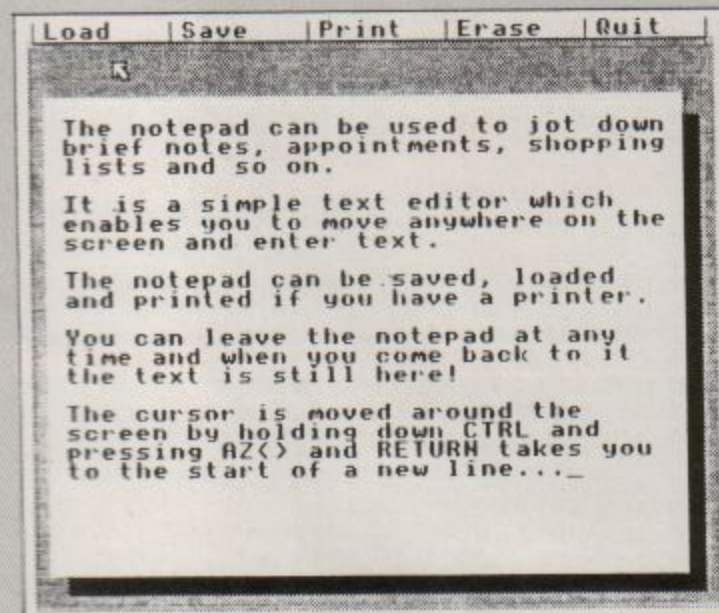
To order turn to the form on Page 53

From Page 42

```

140 DIM sin(18),cos(18):FOR
IX=20 TO 360 STEP 20:sin(IXDIV
20)=SIN(RADIX):cos(IXDIV20)=CO
S(RADIX):NEXT
150 TIME=0
160 OSCLI"FX16":OSCLI"FX4,1"
:*OPT1
170 VDU23,224,85,170,85,170,
85,170,85,170:REM Screen
180 VDU23,225,16,16,16,16,16
,16,16,16:REM Bar
190 VDU23,226,255,130,143,13
4,163,177,249,175:REM Pointer
200 VDU23,227,224,208,136,68
,34,17,10,4:REM Pencil
210 COLOUR129:COLOUR0:VDU26:
FORIX=0 TO 4:PRINT STRINGS(248
,CHR$224):NEXT
220 COLOUR128:VDU30,11
230 GCOL 0,1:MOVE 0,0:DRAW 0
,994:DRAW 1278,994:DRAW 1278,0
:DRAW 0,0
240 GCOL 0,0:MOVE 16,956:PLD
T 1,1244,0
250 ox%=3:XX=3
260 ENDPROC
270
280 DEF PROCcls
290 COLOUR129:VDU26
300 FORIX=3 TO 30:PRINT TAB(
1,IX)STRINGS(38,CHR$224):NEXT
310 ENDPROC
320
330 DEF PROCmenu
340 REPEAT
350 VDU23,1,0;0;0;0;
360 PROCcls
370 PRINTTAB(0,1)CHR$225"Pad
"CHR$225"Clock "CHR$225"A
rt "CHR$225"Card "CHR$225
"Quit "CHR$225
380 PROCpointer
390 REPEAT
400 PROCselect
410 UNTIL SX
420 ON SX GOSUB 700,1020,129
0,1820,460
430 UNTIL SX=5
440 ENDPROC
450
460 REM Quit
470 PROCwindow(8,10,4,22)
480 PRINT" Are you sure?
(Y/N)":*FX21
490 KX=GET AND &DF
500 IF KX<>89 SX=0
510 RETURN
520
530 DEF PROCpointer
540 ?880=POS:??81=VPOS:!!882=
!8308:REM store window
550 COLOUR129:VDU26,31,ox%,3
,224,31,XX,3,226:ox%=XX
560 VDU28,??82,??83,??84,??8
5,31,??80,??81:REM restore win
dow
570 ENDPROC
580
590 DEF PROCselect
600 XX=XX+(INKEY(-26) AND XX
>1)-(INKEY(-122) AND XX<38)
610 IF XX<>ox% PROCpointer
620 IF INKEY(-106) SX=(XX-1)

```



```

DIV8+1:VDU7 ELSE SX=0
630 ENDPROC
640
650 DEF PROCwindow(XX,YY,HX,
WX)
660 COLOUR128:VDU28,XX+1,YY+
1+HX,XX+1+WX,YY+1,12
670 COLOUR129:VDU28,XX,YY+HX
,XX+WX,YY,12
680 ENDPROC
690
700 REM Pad...Keys:RETURN an
d CTRL plus AZ<>
710 PRINT TAB(1,1)"Load "C
HR$9"Save "CHR$9"Print "CHR
$9"Erase "
720 FOR IX=100 TO 600 STEP 1
00:MOVE 640-IX,400-IXDIV2:PLOT
1,0,IX:PLOT 1,IX+IX,0:PLOT 1,
0,-IX:PLOT 1,-IX-IX,0:NEXT
730 PROCwindow(1,5,24,36):GC
OL0,1:MOVE 32,864:PLOT 1,1180,
0
740 FORIX=0 TO 923:VDU pad?I
X:NEXT:VDU30
750 VDU23,1,1;0;0;0;:*FX21
760 REPEAT KX=INKEY0
770 IF KX=28 IF POS+VPOS VDU
8
780 IF KX=1 IF VPOS VDU11
790 IF KX=26 IF VPOS<24 VDU1
0
800 IF KX=30 VDU9
810 IF KX=13 IF VPOS<24 VDU1
3,10
820 IF KX>31 AND KX<127 ?(pa
d+POS+37+VPOS)=KX:VDU KX
830 IF KX=127 IF POS+VPOS VD
U KX:?(pad+POS+37+VPOS)=32
840 PROCselect
850 IF SX=1 OSCLI"LOAD"+FNna
me+STR$(pad):CLS:FORIX=0 TO 2
5*37-2:VDU pad?IX:NEXT:VDU30,2
3,1,1;0;0;0;:PROCpointer
860 IF SX=2 OSCLI"SAVE"+FNna
me+STR$(pad)+ "3E8":VDU23,1,
1;0;0;0;:PROCpointer
870 IF SX=3 PROCprint
880 IF SX=4 CLS:FORIX=0 TO 2

```

```

5*37 STEP4:IX!pad=32:NEXT
890 UNTIL SX=5
900 SX=0
910 RETURN
920
930 DEF PROCprint
940 *FX3,10
950 FOR IX=0 TO 25*37-1
960 IF IXMOD37=0 VDU13
970 VDU pad?IX
980 NEXT
990 VDU13:*FX3
1000 ENDPROC
1010
1020 REM Clock
1030 PRINT TAB(1,1)"Set "+
STRINGS(3,CHR$9+" ")
1040 PROCwindow(10,8,4,19)
1050 REPEAT UNTIL NOT INKEY-1
06
1060 REPEAT
1070 TX=TIME DIV100:HX=TXDIV3
600:TX=TXMOD3600:MX=TXDIV60:S
X=TXMOD60
1080 PRINT TAB(2,2)Time: ";F
Nzero(HX);HX;";FNzero(MX);MX
;";FNzero(SX);SX
1090 PROCselect
1100 IF SX=1 PROCset_clock
1110 UNTIL SX=5
1120 SX=0
1130 RETURN
1140
1150 DEF FNzero(VX)=CHR$(-48+
(VX<10))
1160
1170 DEF PROCset_clock
1180 VDU23,1,1;0;0;0;
1190 PROCwindow(9,20,2,21):*F
X21
1200 CLS:INPUT" Input the ho
ur:HX
1210 CLS:INPUT" Input the mi
nute:MX
1220 VDU23,1,0;0;0;0;
1230 TIME=100*(HX*3600+MX*60)
1240 PROCcls
1250 PROCpointer
1260 PROCwindow(10,8,4,19)

```

```

1270 ENDPROC
1280
1290 REM Art...Keys:RETURN an
d AZ<>
1300 PRINT TAB(1,1)"Circle "C
HR$9"Fill "CHR$9"Load "CHR
$9"Save "
1310 FOR IX=100 TO 600 STEP 1
00:MOVE 640-IX,400-IXDIV2:PLOT
1,0,IX:PLOT 1,IX+IX,0:PLOT 1,
0,-IX:PLOT 1,-IX-IX,0:NEXT
1320 PROCwindow(1,5,24,36)
1330 GCOL0,0:MOVE 36,68:DRAW
36,856:DRAW 1208,856:DRAW 1208
,68:DRAW 36,68
1340 GCOL0,129:GCOL3,1
1350 px%=600:py%=500:PROCpen
1360 FX=FALSE:*FX21
1370 REPEAT KX=INKEY0 AND &DF
1380 IF FX PROcline ELSE IF K
X=13 FX=TRUE:AX=px%:BX=py%
1390 IF KX<223 PROCpen:px%=px
X+8*((KX=12)-(KX=14)):py%=pyX+
8*((KX=90)-(KX=65)):PROCpen
1400 PROCselect:VDU24,40;72;1
204;852;
1410 IF SX=1 IF FX=FALSE PROC
pen:PROCcircle:PROCpen
1420 IF SX=2 IF FX=FALSE PROC
pen:PROCFill:PROCpen:*FX21
1430 IF SX=3 IF FX=FALSE OSCL
I"LOAD"+FNname+"5000":PROCpen:
PROCpointer
1440 IF SX=4 IF FX=FALSE PROC
pen:OSCLI"SAVE"+FNname+"5000 8
000":PROCpen:PROCpointer
1450 UNTIL SX=5
1460 SX=0:GCOL0,0
1470 RETURN
1480
1490 DEF PROcline
1500 IF KX=13 PROCpen:GCOL0,0
:FX=FALSE
1510 FOR IX=1 TO 2:MOVE AX,BX
:DRAW px%,py%:NEXT

```

This is one of hundreds of programs now available FREE for downloading on

MicroLink

```

1520 IF KX=13 GCOL3,1:PROCpen
1530 ENDPROC
1540
1550 DEF PROCpen:MOVEpx%,py%:
VDU5,227,4:ENDPROC
1560
1570 DEF PROCFill
1580 GCOL0,0:??8359=&AA
1590 FOR KX=4 TO 4 STEP8
1600 IX=px%:JX=py%
1610 REPEAT
1620 PLOT 77,IX,JX
1630 JX=JX+KX
1640 UNTIL POINT(IX,JX)<>1
1650 NEXT
1660 GCOL3,1
1670 ENDPROC
1680
1690 DEF PROCcircle
1700 RX=50:VDU29,px%,py%:*FX
21
1710 REPEAT
1720 RX=RX+16*((INKEY-103 AND
RX>5)-(INKEY-104))

```

Wimp listing

From Page 45

```

1730 FOR I%=1 TO 2
1740 IF INKEY=74 I%=3:GCOL0,0
:VDU7
1750 MOVE RX,0:FOR J%=1 TO 18
:DRAW R%*cos(J%),R%*sin(J%):NE
XT
1760 NEXT
1770 UNTIL I%=4
1780 REPEAT UNTIL NOT INKEY=7
4
1790 GCOL3,1:VDU29,0;0;:*FX21
1800 ENDPROC
1810
1820 REM Card
1830 PRINT TAB(1,1)"Write 'C
HR$9"Erase "CHR$9"Next "CHR
$9"Print "
1840 IF FNask("Load") OSCLI"L
OAD"+FNname+STR$"cards:PROCc1s
1850 PROCpointer
1860 PROCwindow(8,5,10,23):?&
358=&AA:CLS
1870 MOVE 252,864:GCOL0,1:PLO
T 1,768,0:PLOT1,0,-352:PLOT 1,
-768,0:PLOT1,0,352
1880 C%=0:PROCcard
1890 REPEAT
1900 PROCselect
1910 IF S%=3 C%=(C%+1)MOD20:P
ROCcard:*FX21,5

```

```

1920 IF S%=2 $(cards+C%*101)=
STRINGS$(100,""):PROCcard
1930 IF S%=4 PROCprint_cards
1940 IF S%=1 PROCwrite
1950 UNTIL S%=5
1960 S%=0
1970 IF FNask("Save") OSCLI"S
AVE"+FNname+STR$(cards)+"+82
0"
1980 RETURN
1990
2000 DEF PROCwrite
2010 $(cards+C%*101)=STRINGS$(
100,""):PROCcard
2020 VDU28,10,8,29,8,12
2030 VDU23,1,1;0;0;0;:*FX21
2040 INPUT LINE"Name$
2050 C$=LEFT$(name$,20):C$=C$
+STRINGS$(20-LENc$, " ")
2060 PRINT CHR$(26);TAB(10,8)C$
2070 VDU28,10,13,29,10,12
2080 INPUT LINE"Name$
2090 C$=C$+LEFT$(name$,80):C$
=C$+STRINGS$(100-LENc$, " ")
2100 $(cards+C%*101)=C$:PROCc
ard
2110 VDU23,1,0;0;0;0;
2120 VDU28,8,15,31,5
2130 PROCcard
2140 ENDPROC
2150
2160 DEF PROCprint_cards

```

```

2170 IF FNask("ALL") A%=0:B%=
19 ELSE A%=C%:B%=C%
2180 PROCc1s:PROCpointer
2190 *FX3,10
2200 FOR I%=AX TO BX
2210 C$=$(cards+I%*101)
2220 PRINT"
2230 FOR J%=0 TO 4
2240 PRINT MID$(C$,1+J%*20,20
)
2250 NEXT
2260 NEXT
2270 *FX3
2280 PROCwindow(8,5,10,23):?&
358=&AA:CLS
2290 MOVE 252,864:GCOL0,1:PLO
T 1,768,0:PLOT1,0,-352:PLOT 1,
-768,0:PLOT1,0,352
2300 PROCcard
2310 ENDPROC
2320
2330 DEF PROCcard
2340 C$=$(cards+C%*101)
2350 PRINT TAB(7,1)"CARD ";C
%+1;" "
2360 PRINT TAB(2,3)LEFT$(C$,2
0)
2370 FOR I%=1 TO 4
2380 PRINT TAB(2,4+I%)MID$(C$
,1+I%*20,20)
2390 NEXT
2400 ENDPROC

```

```

2410
2420 DEF FNask(opt$)
2430 PROCwindow(9,20,4,20)
2440 PRINT" " opt$ cards?
(Y/N):*FX21
2450 REPEAT K%=GET AND &DF
2460 UNTIL K%=89 OR K%=78
2470 PROCc1s
2480 =(K%=89)
2490
2500 DEF FNname
2510 ?&80=POS:??&81=VPOS:!!&82=
!&808:REM store window
2520 PRINT CHR$(26)TAB(1,3)ST
RINGS(38,CHR$(224))
2530 VDU28,2,3,36,3,12
2540 VDU23,1,1;0;0;0;:*FX21
2550 REPEAT INPUT "Enter fil
ename:"name$:UNTIL LENname$
2560 VDU23,1,0;0;0;0;
2570 PRINT CHR$(26)TAB(1,3)ST
RINGS(38,CHR$(224))
2580 VDU28,??&82,??&83,??&84,??&
85,31,??&80,??&81:REM restore win
dow
2590 =" "+name$+" "

```

This listing is included in this month's cassette tape offer. See order form on Page 53.

QUAL-SOFT

THOUGHTWARE

Sports simulations

SOFTWARE THAT CHALLENGES, SOFTWARE THAT LASTS!!

Way back in 1983 we introduced LEAGUE DIVISION 1 for the BBC Micro. In September 1984 the original version of SOCCER SUPREMO, an Electron Version of this game, was introduced. In both games you become the manager of a newly promoted 1st division team, which you have to build up into a challenger, and hopefully winner, of the 1st Division Championship. The game uses professional simulation techniques which produce a true, natural management simulation rather than the simple minded mental arithmetic exercises of other "simulations". This caused this response:

"Hugely enjoyable but dangerously addictive" says Dr. Trevor Harley, Department of Psychology, University of Warwick

(He's bought four of our soccer management games)

YOU AIN'T SEEN NOTHING YET!!

WELL DR HARLEY

THE NEW

SOCCER SUPREMO

A SOCCER MANAGEMENT SIMULATION

TAPE 1
6 Seasons
League Division 1
The F.A. Cup

TAPE 2
European Cup
U.E.F.A. Cup
Cup Winners Cup

To the original version of SOCCER SUPREMO we've added; the F.A. Cup, the European Cup, the U.E.F.A.Cup and the European Cup Winners Cup. We've introduced multiple DATA files for the different seasons and to allow a massive transfer market of over seventy players, from World Cup stars to top scoring non-league players, we've retained the 3D, 22 man, 90 minute football match graphics, improving the graphics' layout. We've added sound, in-match injuries, named goal scorers, penalty shoot-outs (European matches), and replaced the complicated match statistics with a post match individual player assessment. We've well, lots of other small improvements.

The game is now almost three times the size of the original, using two tapes plus the multiple datafiles. But

WE'VE ADDED NOTHING TO THE COST!

The new SOCCER SUPREMO is supplied DIRECT from Qual-Soft on a same day basis. TAPE 1 + TAPE 2 + MANUAL, P&P and VAT still costs £9.95. Payment by cheque, PO or Access authorisation, made payable to Qualsoft.

QUAL-SOFT
Dept. EU,
18 Hazlemere Road
Stevenage SG2 8RX

Tel: 0438
721936



Please supply:
SOCCER
SUPREMO
for my Electron

Name: _____
Address: _____
Access No. (if applicable) _____

Micro Messages

The pros and cons of checksums

I ENJOY the various utility listings which you publish from time to time and I would enjoy them even more if you employed a checker program such as those used by some other computer magazines.

I find these very helpful as they make the task of typing in long programs much less daunting and time consuming.

Could you please tell me where I could obtain a copy of the book *Lisp on the BBC Microcomputer and Acorn Electron* by Cattell and Norman?

When I was last in the UK I tried all the book shops in my area but none were stocking it. I need it to enable me to understand and operate the Lisp cartridge I bought recently. — J.H. Salt, Sliema, Malta.

● We have considered the possibility of employing a checksum utility in our listings but it can create problems as well as solving them.

They can confuse novices and occasional readers and the presence of a checksum is no guarantee that the program is bug free.

All our programs (after

being thoroughly tested), are now transferred directly from an Electron to a professional laser typesetting machine.

The listings from this are pin-sharp and you should have far fewer problems entering them.

Watford Electronics at Jessa House, 250 Lower High Street, Watford has several books on Lisp and should be able to supply a manual.

We'll be following up our series on View with a beginners' guide to this fascinating language starting in the June issue of *Electron User*.

Printer switches

I AM a regular subscriber to *Electron User* and always will be. I find your pages most useful as I use my

Electron mainly for business.

Could you please help me with a problem that is not uncommon? Can you give me a program which enables the Brother HR5 printer to produce graphics without the double line spacing?

I have found the code to print text without any spacing, but not the correct one for graphics. I want to print notepaper for business and T-shirts, so would be most grateful for your help or advice as to who to ask.

I have tried so many things on various computer buffs' advice — but to no avail. I also have Slogger's printer rom but that doesn't do the trick either. — Miss I.H. Legat, Ryde, Isle of Wight.

● If your text or graphics output is double spaced you need to alter one of the dip switches inside the printer. They are rather awkward to reach but there's a diagram

in your manual showing their location.

Flick switch number 2 to the opposite side and you should find the problem is cured.

Error Messages

WE HAVE recently bought an *Electron* with Plus 1 but when we try to load some games with it fitted we get so far but they will not run.

This happens with two collections we have bought, *Computer Hits 3* and *Electron Power Pack*. The games which present this problem are *Mineshaft* and *Stranded*.

On *Power Pack*, *Wizzy's Mansion* will not load at all and *Space Ranger* will only load as far as the heading. We have tried using the command *FX163,128 but this has no effect at all.

Another problem we have encountered this week is in typing in *Tommy* and the *Toadstools* from the February 1987 issue of *Electron User*. We continually get the message "Syntax Error at line 1890".

We have typed this program out twice (the first time we failed to save it, our own fault) with the same error message coming up each time. We have carefully checked the listing.

We did wonder if lines 120 and 150 were correct as these appear to have an odd number of brackets. We tried changing the last closed bracket to the number 1 but this didn't affect the syntax error.

Being novices at computer games can you help us to get on the boat in the second level of *Wondo*

More on random numbers

AFTER reading the letter from Philip Ord in your February 1987 issue of *Electron User* on the subject of random numbers, I decided at once to type in and run the short program to see if my micro had the same handicap.

No, I ran the program four or five times and got a completely different set each time, so I ran it 10 times and recorded the results.

They seem to be random. I have not been able to discover any sequence or pattern, perhaps a mathematician or a statistician can do so?

Can it be that I've found a new use for the Slogger

Turbo Driver? I also have a request to make. Can we possibly have an article showing how to write assembly language programs making use of floating point arithmetic?

I want to program the *Electron* to sum the sequence of reciprocals. In Basic it is a simple matter but takes hour after hour, even with Slogger's *Turbo Driver*. — Allan L. Stevens, St. Andrews, Fife.

● The *Electron*'s random number generator starts producing a sequence of random numbers when it is switched on. The point Philip Ord made is that the sequence produced is

always the same.

Every time you ask your *Electron* for a random number it works out the next in the sequence. So, when you run your program you're looking at a different part of this sequence.

Try switching your micro off, then switch on and run your program once only, making a note of the numbers.

Switch off, switch on then run it again and you'll find the same sequence is output — it always starts off at the same point.

There's an article and program in next month's issue dealing with the subject of floating point arithmetic in machine code.

From Page 47

(Electron Power Pack)?

We can manage to avoid the bullets, but don't seem able to jump on to the boat as it doesn't come in far enough.

Also in *Stranded* (Computer Hits 3), we can't seem to get past the robot. We have tried all sorts of commands to no avail. The pickaxe and fuel capsule don't seem to help.

We bought the *Electron* for our son's Christmas present. He was thrilled, in fact we all are and already have had hours of enjoyment from it.

The television hardly ever gets watched nowadays and one of our favourite games is *Snapper* which came free with it. My wife has managed to score 83880 and the rest of us are catching up.

Thank you for *Electron User* which we enjoy reading and find very helpful and informative.

We have typed in quite a few of the programs, though not without mistakes, but we are gradually learning from our errors. — Pat and Joan Williams, Baltonsborough Glastonbury, Somerset.

● The listing is correct so you must have made a typing error when entering it. It is quite likely that you have confused 1 and l — one and lower case L.

It is quite a problem and with this particular program very easily done. We do look out for this sort of thing and whenever possible change l to L before listing it.

Watch out for *ladd%*, the first character is a lower case L not a one. Remember that all variables must start with a letter and the *Electron* will not accept *1add%* with a one.

Can any readers help with tips on *Wondo* and *Stranded*?

Sound effects

THE ELECTRON is a great little machine and the graphics it can produce are outstanding.

The standard of graphics

WHAT would you like to see in future issues of *Electron User*?

What tips have you picked up that could help other readers?

Here is your opportunity to share your experiences.

Remember that these are the pages that you

write yourselves. So tear yourself away from your *Electron* keyboard and drop us a line.

The address is:

**Micro Messages
Electron User
Europa House
68 Chester Road
Hazel Grove
Stockport SK7 5NY.**

in games has steadily improved over the past year or two. Although the *Electron* has only 32k of memory we are now seeing games that are comparable to those found on more powerful computers such as the *Commodore 64* — *Yie-Ar Kung Fu* for instance.

However, with all the add-ons now available hasn't anybody ever thought of developing a sound synthesizer for the *Electron*, or isn't it possible?

I'm sure that if it is, there would be a huge market for such a device.

It would also be nice to hear my *Electron* "speak" as in *Speech* from *Superior Software* for the *BBC Micro*.

Keep up the good work. — A.J. Giljillan, Nottingham.

● There aren't any add-ons available to improve the sound of the *Electron* or add speech. Although it is possible it would be expensive, requiring both hardware and software.

Electron Elite

I HAVE recently bought a *Plus 3* and noticed on the outer package of the box three pictures of a *Plus 3* in use.

Only when I looked closely at the third picture did I realise that it showed the *BBC Micro* disc version of *Elite* being played on a normal *Electron* with *Plus 3* added.

Does this mean that a *BBC Micro* version can be found on 3.5in disc and if so will it work on an *Electron*? — Paul Adams, Redhill, Surrey

● Even though the screen quite clearly shows the *BBC Micro* version of *Elite* you

can't play the *BBC* version, whether on disc or cassette, on the *Electron*.

If you look very closely at the picture the *Elite* box next to the *Electron* says it's the *BBC Micro* cassette version and what's more the *Electron* isn't plugged in.

Are Acorn implying that we can play the *BBC Micro* cassette version of *Elite* on the *Electron* with *Plus 3* without even plugging the micro in?

It's obvious that Acorn had a *BBC Micro* hidden under the table when the photograph was taken!

Expanding horizons

I PURCHASED an *Acorn Electron* a few weeks ago from my local *Currys* and have decided that I would like to extend the basic machine into a more useful tool for my requirements, that is word processing and financial calculations.

After some research into the availability of equipment for the computer, I find to my horror that all the *Electron Plus 1* interfaces have been sold, so I am faced with the problem of extending it to my requirements.

I must be one amongst hundreds of people faced with the same problem: Is there a *Plus 1* substitute, if so, where?

I would be very grateful for any information which you could provide in order to help with my enquiries. — R.N. Ward, Harrogate, North Yorks.

● *Sloggers's Rombox Plus* will provide you with everything you need — the ability to plug in roms and cartridges, printer, disc

drive and joysticks.

You'll find a full review in the November 1986 issue of *Electron User*. Also *Advanced Computer Products* is producing the *Plus 1* originally made by Acorn.

Mission impossible

AT LAST a game to challenge those produced by *Superior Software*. I am talking of course about one of the greatest computer games ever, if not the greatest — *Impossible Mission*.

After four days of continuous play, apart from going to school, I have completed it in four hours 48 minutes, scoring 14,962. Can anyone beat that?

Am I correct in thinking that this means more US *Gold* conversions for the *Electron*?

Please could you help my dad? He has a problem with *Elite*: Having reached galactic hyperdrive but it wouldn't work. Is there any way round this? — Peter McCosh, Torphichen, W. Lothian

● *Impossible Mission* is a great game and we would also like to see more US *Gold* titles on the *Electron* market.

There was a bug in early versions of *Elite* that prevented the galactic hyperdrive from working. Later copies don't suffer from this problem.

You can change galaxies occasionally if you keep hitting *Control*, *H*, *V* and the spacebar but more often than not it doesn't work.

Analogue joystick

I AM the owner of a new *Acorn Electron*. The basic computer is all I have at the moment, but I would dearly like to use an analogue joystick.

As I've found it impossible to get a *Plus 1*, could you please tell me if there is an analogue joystick interface

available? – **Andy Mountney, Drimpton, Beaminster, Dorset.**

● The only analogue joystick interface available for the Electron is the Plus 1.

Acorn no longer manufactures it but it has been taken up by Advanced Computer Products who now produce it.

Many interfaces are available, such as the First Byte, to enable you to use switched Atari style joysticks. Some games players prefer these.

Serious software

I WOULD like to know if Logo is available for the Electron. I'm writing because our class are doing Logo at school.

I haven't a Plus 1 so I can't take advantage of the answer given to Stuart's letter in the March 1986 issue of Electron User.

I would like to know where I can buy it and the price please. – **Colin Markwell, Ipswich, Suffolk.**

● Turtle Graphics – a subset of Logo is available on cassette for £2.95 from MicroPower at 8, Regent Street, Chapel Allerton, Leeds LS7 4PE. Our serious software series will be looking at Logo in a later issue.

Listing errors

AFTER purchasing a copy of your February 1987 issue, I attempted to enter your listing of Maze on pages 33-36. It would not run.

I spent several hours checking the magazine against my listing and not finding any difference I think that there may be an error in the published listing.

I found the two lines which appeared to be printed incorrectly – 1000 and 1040.

Could it be that the last line in column 2 page 35 should be the second line in line 1040?

No matter how I change the program I still get either Syntax error line 1790 or

Mistake in 1790. – **I.C. Satherley, Filton, Bristol.**

● Unfortunately there is an error in these two lines – somewhere along the line they became muddled. They should read:

```
1000 DEFPROC17:MOVE507,0:DRAW
1019,0:DRAW1019,425:DRAW896,44
9:DRAW896,123:DRAW507,123:MOVE
1019,0:DRAW896,123:ENDPROC
1040 DEFPROCddoor:GCOL3,1:MOV
E385,0:DRAW417,123:DRAW601,123
:DRAW633,0:DRAW385,0:MOVE463,1
23:DRAW439,0:MOVE509,123:DRAW5
09,0:MOVE555,123:DRAW579,0:GCO
L3,2:VDUS:MOVE561,80:VDU141,4:
ENDPROC
```

The rest of the listing is correct and it sounds like you've made a typing error in the machine code section. Check lines 1460 to 1730.

Bargain basement

I HAVE just subscribed to Electron User and at the same time have taken advantage of your tremendous offers on the Plus 1 with View and the Plus 3 with Database and I am very pleased. What a bargain!

As well as the Electron I also own an Amstrad CPC6128 and since Database publish Electron User and Computing with the Amstrad (both very good magazines) I think you will be able to answer my question.

The Amstrad is, as you know, sold with a monitor – in my case the colour version which I would put at roughly medium resolution as I find

no problem using 80 columns when word processing.

I was wondering if it was possible to use the Amstrad monitor with my Electron, not as a power supply, but purely as a monitor. Is the idea feasible?

I hope you can be of some assistance. Keep up the good work on both magazines. – **Barry Nolan, Nelson, Lancs.**

● The Amstrad monitor can be used with the Electron. The display isn't as good as a monitor designed for the BBC Micro or Electron, but it is better than a TV.

But you may find that the top line of the display is off the top of the screen and the picture slightly dull.

Transferring game tapes

I AM now totally confused. My dad bought me a Plus 3 for Christmas and naturally I want to copy all my tape-based games on to disc.

I bought Electron User last December and noticed T2P3, a rom made by Slogger. I phoned Gamer of Brighton and they told me that I needed a Plus 1 to use T2P3.

Please could you tell me if this is true? – **Leon Penny, age 13, Hastings Old Town, E. Sussex.**

● You need a Plus 1 and blank rom cartridge or Slogger's Rombox to plug roms in as there aren't any sockets within the Electron or Plus 3.

ALL programs printed in this issue are exact reproduction of listings taken from running programs which have been thoroughly tested.

However on the very rare occasions that mistakes may occur corrections will be published as a matter of urgency. Should you encounter error messages when you type in a program

they will almost certainly be the result of your own typing mistakes.

Unfortunately we can no longer answer personal programming queries concerning these mistakes. Of course letters about suggested errors will be investigated without delay, but any replies found necessary will only appear in the mail pages.

Jumping to conclusions

PLEASE could someone tell me how to use the jump facility in Superior Software's Ravenskull?

I have collected all the treasures without losing a life, but no matter when or how much I hammer the J key, it will not produce a jump.

Do you have to use the lightning scroll in some way? Please tell me where and how. I don't know what to do. – **Paul Askew, Bishopmead, Tavistock, Devon.**

● Can any readers help Paul with a solution to Ravenskull?

Compatible recorder

HAVING bought Electron User since February, 1984 I must congratulate you on this excellent publication.

Your bugs hunt series has helped me in starting to correct my errors in the Chess Timer program.

In answer to Fraser Johnson's question in the November 1986 issue of Electron User about a compatible cassette recorder: I use a Philips D6340 and find once the tone and volume are set I can load most programs. – **W. West, Kent.**

Games tips needed

RECENTLY I bought the Five Star games pack including Geoff Capes, Deathstar, Twin Kingdom Valley, Repton and Combat Lynx.

I was greatly disappointed at the instructions provided for Geoff Capes and Combat Lynx. They seem to be poorly explained.

Please could you tell me how to start off on these two games? – **J. Wilson, Whitburn, Tyne and Wear.**

● Can any readers help with some tips and clues for these games?

Learning CAN be fun

- Use your Electron to teach and amuse your children at the same time.
- Three packages crammed full of educational programs - and so easy to use!
- Each program has been educationally approved after extensive testing in the classroom.

ONLY
£4.95 tape
£5.95
3½" disc



Ages 2-5

Alphabet
Colours
Counting
House
Magic Garden
Matchmaker
Numbers
Pelican
Seaside
Snap



PELICAN
Teach your children to cross the road safely at a Pelican crossing



HOUSE
Select the colours to draw a house - hours of creative entertainment

Ages 5-8

Balance
Castle
Derrick
Fred's Words
Hilo
Maths Test
Mouser
Number Signs
Seawall
Super Spell



NUMBER SIGNS
Provide the correct arithmetic sign and aim to score ten out of ten



BALANCE
Learn maths the fun way. Type in the answer to balance the scales

Ages 8-12

Anagram
Codebreaker
Dog Duck Corn
Guessing
Hangman
Maths Hike
Nim
Odd Man Out
Pelmanism
Towers of Hanoi




HANGMAN
Improve your child's spelling with this fun version of the popular game



ODD MAN OUT
Find the word that does not fit - before your time runs out

TO ORDER TURN TO THE FORM ON PAGE 53

Devise your own Repton screens ... and baffle your friends!



First there was Repton, voted Game of the Year in 1985. Then came the universally acclaimed Repton 2 with a whole set of new challenges. Now comes Repton 3 – all the fun of the first two games but with even more appeal!

Not only are there 24 screens with a host of brand new challenges, there is also a feature-packed screen designer.

Now you can devise your own fiendish screens for your family and friends to solve. Position timebombs, sprinkle the growing fungus, and set devious puzzles of rocks and diamonds.

It's certainly a game which will keep you entertained for months! You can buy Repton 3 from us and **SAVE £2** on the normal selling price.

Or you can take out a subscription and **SAVE a massive £5**.



Design a screen then playtest it



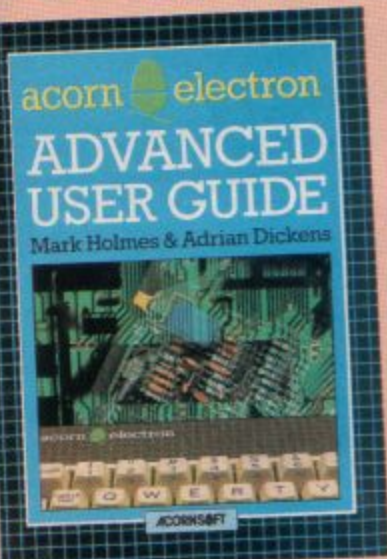
You can even change the characters

SAVE UP TO £5

	RRP	Special reader offer	YOU SAVE	Offer including subscription	YOU SAVE
Cassette	£9.95	£7.95	£2	£16.95	£5

TO ORDER PLEASE USE THE FORM ON PAGE 53

This is THE ultimate guide to the Electron!



This detailed guide to the Electron's operating system is a must for every serious Electron user. In its information packed pages you'll find:

- ★ Full details of how to implement the powerful *FX/OSBYTE calls.
- ★ Page ROMs revealed: The way they work and how to write your own.
- ★ Programming the ULA - all you need to know.
- ★ Full coverage of memory allocation and usage - make every byte count.
- ★ Complete circuit diagram: How to use the expansion capabilities Electron's exciting to the full.

and much, much more . . .

Save
£3
on this
classic book!

Quite simply, the Electron Advanced User Guide is THE essential handbook that will allow you to exploit the full potential of the Electron.

Don't miss this money-saving offer!

Only £3.45 (inc. P&P)

SAVE a massive £6!


(Normal price £9.45)

UK readers only

Exclusive offers ONLY for readers of Electron User

This best-selling book takes the reader through the fundamentals of writing programs. Its hands-on approach has been specifically designed to teach the absolute novice not only the formal rules of Basic but also that elusive quality - good programming style.

By working through its many examples, the reader will gain a clear insight into structured programming and will quickly acquire the ability to use structured techniques in creating his own programs.



DATAWARE PUBLICATIONS

UK readers only

Was £5.95 NOW £2.95

ONLY £3.95



Your Electron needs protecting!

Protect your Electron with our luxury dust cover made of soft pliable water-resistant vinyl, bound with strong cotton and decorated with the Electron User logo.

Keep your copies neat and clean!

This handsome binder is bound in attractive red pvc with the Electron User logo in gold blocking on the spine. It will hold 12 magazines firmly secured in place by metal rods.

ONLY £3.95



TWO WAYS TO ENSURE
YOU GET

A Database Publication
electron
user

EVERY MONTH

1. Complete and mail subscription form on Page 53
2. Hand this form to your newsagent.

Please reserve me a copy of Electron User magazine every month until further notice.

- I will collect
 I would like it delivered to my home.

Name _____

Address _____

Note to newsagent: Electron User should be obtainable from your local wholesaler, or contact Frank Everett, Circulation Manager on 0424 430422

ANNOUNCING ANOTHER GENERATION OF SOFTWARE
BARGAINS FROM
POTTER PROGRAMS "THE HOTTER PROGRAMS"

BRIDGEMASTER - Price £5.95

An entertaining, 100% machine code simulation of bridge, suitable for the beginner and experienced player alike.

A comprehensive bidding system; a competitive playing algorithm; high resolution graphics and player interaction are all major features of this game which can be played in two ways.

Superb value at only £5.95

POTTERS ARCADE 4 PACK - Price: £5.95

Four Arcade type games on 1 tape, which include:

THE THREE CRYSTALS - A three part, "3D"

Arcade adventure.

YARTSIE - An exciting computerised dice game for

1-3 players, which combines both chance and skill. Full

playing instructions are included.

FRUITY - A 4 reel Fruit Machine simulation.

HUNCHBACH - Enthralling arcade action as you

help Quasimodo rescue Esmeralda. Joystick and

sound options.

All four games truly tremendous value at only £5.95

POTTER'S ADVENTURE 4 PACK - Price: £5.95

Four typically fiendish text adventures on 1 tape

which include:

INNER SPACE -

HEXAGRAM OF TRUTANIA VALLEY -

STRANDED ON ILOOFRAX -

PHILOSOPHER'S STONE -

All four adventures terrific value at only £5.95

THE TWIN ORBS OF AALINOR - Price: £3.95

A very difficult and entertaining machine code

fantasy adventure with data compression, giving

approximately 20,000 characters of text. Features

include a split screen display; score and rating

system; interactive characters and well over 100

locations with detailed descriptions. Set in the Land of

Aalinor, can you harness the power of the Twin Orbs

to overcome the evil Gorgoroth?

FLINT STRIKES BACK - Price: £2.95

Once again our hero does battle with the hideous

T.E.R.D. organisation. Can you save England from

ruin? A real time adventure with over 100 locations

and a multi-statement interpreter.

THE RETURN OF FLINT - Price: £2.95

The sequel to the very popular SUPER AGENT

FLINT. As the Super Agent you have successfully

docked your captured rocket with the British Space

Station, only to find that it has been infiltrated by the

dastardly T.E.R.D. organisation. This is where your

mission begins.

SUPER AGENT FLINT - Price: £2.95

The dreaded T.E.R.D. (Terrorist for England's Ruin

and Destruction) organisation has reared its ugly

head. Only you as Super Agent Flint can capture

their interstellar rocket and secret plans. "Quite fast

and fun to play ... at the price I must recommend it"

Electron User.

GALADRIEL IN DISTRESS - Price: £2.95

The Princess Galadriel has been abducted and an evil

spell holds her prisoner. You must seek aid from the

Wise Lore Master to release her and save yourself

from the wrath of King Theoden.

THE STAFF OF LAW - Price: £2.95

Can you track down the Staff of Law and master its

potent earth power to defeat the Despiser?

"Extremely fiendish ... well worth buying" Electron

User.

GROUNDLED - Price: £2.95

A strategic adventure, set in a hostile tropical land.

Only a calculating and aggressive mind can do battle

with murderous beasts and make ancient magic to

escape. Are you up to it?

All adventures with full save game facility for the Electron or BBC B. SPECIAL OFFER on games priced £2.95 each.

ANY THREE games for £5.95 or FOUR games for only £7.95.

OR ALL FIVE games £9.95.

Please add 50p P&P per order (£1 for orders outside the U.K.). Also hint sheets available 20p each game.

Send Cheque or P.O. with your order to:

Dept 16, POTTER PROGRAMS, 7 Warren Close, Sandhurst, Camberley, Surrey GU17 8JR. Telephone: 0252 877608

JOYSTICKS—THE COMPLETE SOLUTION

DELTA 3B SINGLE—BBC B or ELECTRON PLUS 1

£12.95

A single joystick that in some ways can act as two. The custom made special "low noise" potentiometers are wired so that it will work as a left hand or right hand joystick. It can even run some programs written for two joysticks and has the fire buttons of both.



DELTA 3B TWIN—BBC B or ELECTRON PLUS 1

£19.95

A direct but improved alternative for the original ACORN joysticks, with 2 joysticks wired to one plug. As with all our joysticks they have the fast action sprung to centre return of the steel shafted nylon covered joystick. The light action makes them ideal to hold and the 3 fire buttons allow left or right-handed use.



DELTA 3S SINGLE—MASTER COMPACT or ELECTRON FIRST BYTE INTERFACE

£12.95

The same light, hand-held, fast, light action of a 3B but fitted with switches for use with a switched joystick interface, such as a First Byte.

FIRST BYTE INTERFACE £19.95

SPECIAL OFFER £29.95

Buy a DELTA 3S and a FIRST BYTE INTERFACE together for £29.95

NEW III DELTA 3S0 SINGLE—MASTER COMPACT or ELECTRON FIRST BYTE INTERFACE

£19.95

Optical Feed Back. The joystick is fitted with 5 coloured lights to show you exactly when a switch has operated, so you need only move the joystick a minimum amount, and can be certain that you have given a true diagonal signal to the computer.



Available from your dealer or direct from us



Voltmace Limited

Park Drive
Baldock
Herts
SG7 6EW
Telephone (0462) 894410

Big Letters

LINERS

THIS handy routine from N.Gorton prints text in extra large characters across the screen. Type in a string at the prompt then sit back and watch. The string is first printed at the bottom of the

screen in black ink on black paper so you can't see it.

However, your Electron can and it looks at each pixel in turn, enlarging and redrawing them in the middle of the screen.

```
1 MODE 5:VDU 19,1,0;0;
2 INPUT"ENTER A WORD";WORD$
3 IF LEN(WORD$)<6 CSX=4 ELSE
  CSX=2
4 LWX=LEN(WORD$)+64
5 SPX=640-(LWX/2)+CSX
6 CLS:VDU 5:GCOL 0,1:MOVE
  0,32:PRINT WORD$:GCOL 0,2
7 FOR XX=0 TO LWX STEP 4
8 FOR YY=0 TO 34 STEP 2
9 IF POINT(XX,YY) PLOT 69,
  SPX+XX+CSX,500+YY+8:PLOT 69,SPX+
  X+XX+CSX,502+YY+8:PLOT 69,SPX+
  8+XX+CSX,502+YY+8:PLOT 69,SPX+
  2+XX+CSX,502+YY+8
10 NEXT:NEXT
```



Road Racer

TRY your hand at grand prix racing with this exciting simulation by David Harrington. It features multiple skill levels, fog and fast screen scrolling. It also records the best score so far. Use Z and X for left and right.

Some of the lines are very long and you'll have to abbreviate the commands whenever possible otherwise you won't be able to type them in. These can be found in the user guide.

```
1 Q=1:RX=8:SX=0:H%=200:NS=
"ELK":MODE5:COLOUR2:VDU23,255,
90,126,90,24,219,255,255,219,2
3,254,31,32,64,255,128,128,255
,0,23,253,255,3,5,249,10,12,24
8,0,23,252,60,60,60,24,255,24,
36,195,23;8202;0;0;0;:PROCmenu
:FX16
2 CLS:CX=RX+2+W%/2:COLOUR1
:FORs=1TO16:PRINTTAB(RX,s)CHRS
254;CHRS253;SPC(W%);CHRS254;CH
RS253:NEXT:FORa=1TO13:?(2240+a
)=1:NEXT:VDU31,CX,16,255:COLOU
R2:FORq=3TO8STEP-1:SOUND1,-15,
100,1:VDU31,0,1,g+48:FORp=1TO1
000:NEXT,:COLOUR1
3 SOUND1,1,150,15:VDU31,CX
,16,32:GCOL0,1:ENVELOPE2,1,-1,
1,-1,1,1,1,1,1,1,1,1:SOUND1,
q,20,255:REPEATOSCLI"FX19":VDU
31,CX,16,255:OSCLI"FX19":VDU31
,CX,16,32:;SX=SX+1:CX=CX+INKEY
(-98)-INKEY(-67):PROC:UNTILPO
```

```
INT(CX*64+16,496)=1
4 SOUNDB,-15,6,30:VDU31,CX
,16,252:WIDTH1:COLOUR3:PRINTTA
B(0,0)"You crashed.But scored
";SX:WIDTH255:OSCLI"FX15,1":FO
Rp=1TO5000:NEXT:CLS:IFSX>HX:VDU
19,2,9;0;:COLOUR2:PRINT"*** N
ew High Score **:COLOUR3:INPU
T"Enter your name:"NS:H%=SX
5 CLS:VDU19,2,6;0;19,3,5;0
;:PRINT".....Road Racer.....
""TAB(5)"Written by""TAB(2)"
David Harrington":COLOUR2:PRIN
T"Last score was""SX""Hi
gh score is""HX""By""TAB(5)
NS""Press SPACE to play.:RE
PEATUNTILINKEY(-99):RX=8:SX=0:
PROCmenu:GOTO2
6 DEFPROC:IFRX>BANDRND(1)
<.45RX=RX-1ELSE IFRX<(15-W%)AN
DRND(1)>.55RX=RX+1
7 PRINTTAB(RX,0)CHRS254;CH
RS253;SPC(W%);CHRS254;CHRS253;
```

```
CHRS11:ENDPROC
8 DEFPROCmenu:CLS:VDU19,2,
2;0;19,3,4;0;:FX=0:WX=4:COLOUR
2:PRINT".....Road Racer.....
":COLOUR3:PRINT""TAB(8)"Menu"
:COLOUR2:PRINT""1-Default opt
ions""2-Change options":REPEA
TM=GET:M=M-48:UNTILM>0ANDM<3:1
FM=1GOTO10ELSE PRINT""Road W
idth(2-6)?"
9 REPEATWX=GET:WX=WX-48:UN
TILWX>1ANDWX<7:PRINTWX""Fog"
""0=No Fog""8=Low Visibility
":REPEATFX=GET:FX=FX-48:UNTILF
X>-1ANDFX<9:PRINTFX""Engine
Sound""0-off""1-on":REPEATQ
=GET:Q=Q-48:UNTILQ>-1ANDQ<2:IF
Q=1 Q=2
10 IFFX=0VDU19,1,1;0;:ENDPR
OC ELSE VDU19,1,8;0;:OSCLI"FX9
,"+STR$(5*FX):OSCLI"FX10,"+STR
$(9-FX)*3):ENDPROC
```

04 007000 450 0050070 000

Time to put pen to paper

WHILE gazing at my astrolabe during Lent, I was mortified to read of impending despair for Electron and BBC Micro adventurers.

Level 9 Computing – probably the greatest adventure software house for any home micro in this country – intends to pull out of the BBC Micro market and abandon plans to recode its adventures for the Electron.

On the surface it appears to be the age-old problem of a company which has grown to such a size that it deems it unprofitable to continue releasing adventures for a disc-based BBC Micro market and doesn't have the time to enter the realm of the Electron.

I believe Level 9 did approach Robico with a suggestion to convert its current 10 titles for the Electron, but Rob O'Leary was understandably busy

enough with his own successful series of adventures.

In collaboration with *Micro User* I ask you to write in your thousands to urge Level 9 to have a change of heart and to prove that Electron owners are the most dedicated and loyal adventurers around.

I also put out a plea that if any software house out there feels it has the time and expertise to take on board the Level 9 titles for the Electron, it should also write to: Mrs Margaret Austin, Level 9 Computing, P.O.Box 39, Weston-super-Mare, Avon, BS24 9UR.

How about it, Superior or Epic or someone?

The good news this month includes a message from King Pellinore that Larsoft's new adventure, *The Puppet Man*, has now been released for the Electron.

It follows in the tradition of *The Nine Dancers* and is

an essential purchase for any discerning adventurer.

I have also received a copy of Orbit Software's *The Banished Prince*. After a cursory ramble it confirms my belief that the general standard of adventures is improving all the time.

Also in a brighter vein may I take time to thank readers for the multitude of maps I have received for *Circus* and *Philosophers Quest*.

I should like to thank especially James Ritchie, John Tipper, Derek Cheal, Toby Bedding, Mark Deehan, Graham Thompson and Lee Harland for their most concise solutions.

Don't forget that there's a copy of *Adventure Soft's Rebel Planet* waiting for the first solution to *Castle of Riddles* to arrive on my desk.

I have been sent many requests for help with *Savage Island Part 1* – a most difficult adventure.

I have managed to decompile the room descriptions and obtain a complete verb list but am totally stuck solving the force field problem.

I therefore have a copy of Larsoft's *Wychwood* to give away in exchange for a complete solution to this teaser.

Terry Gammon has written to query Martin Hanson's solution to *Robin of Sherwood* in last September's Hall of Fame.

It appears that the sequence involving the capture of the Sheriff isn't quite correct. Can any one send me a flawless solution?

On the subject of unsolved problems, I have recently received letters from Mary and Derek Cheal of *Wooton Bridge* and Geoff Livesey of *Maastricht* asking



for assistance with *Island of Secrets*.

I am afraid that I have not seen this game and would generously reward anyone for a solution – or even a copy of it.

I must also reiterate that regrettably I do not have time to give help with arcade games such as *Citadel* and *Jet Set Willy*.

This column is dedicated to text adventures only – albeit that a few, such as *TKV*, also have graphics.

Quite a few people have written to me asking what has happened to *Hall of Fame*.

I have a stockpile of excellent offerings for this section and promise to reintroduce it in a couple of months time.

In the meantime I am continually fighting for space for everything else, such as listing when help has been given in the past for particular adventures.

This month it is the turn of *Sphinx Adventure*.

The following back issues will furnish you with the most useful help: August, October and November 1985, January (Special), April, May, August, September, October and November 1986, January 1987.

Jos Van Eijden of *Cereslaan 63, 1402 LH Bussum, The Netherlands*, would like to hear from any Electron adventurers who would like to correspond with him.

That's all for this month, so until the cryptic becomes logical, happy adventuring.

KNIGHTS OF THE ROUND TABLE

This section is dedicated to fellow adventurers who offer help with specific adventures. If you write to one of my Knights, don't forget to enclose a stamped addressed envelope.

This month I begin by reknighting Sir Tony Haynes of 78 Rowden Drive, Lyndhurst Estate, Erdington, Birmingham, B23 5UH, who after a spot of questing has returned with an enlarged batch of adventures with which he can offer assistance:

Adventureland, *Arrow of Death* parts 1 and 2, *Circus*, *Crown Jewels*, *Countdown to Doom*, *The Count*, *Castle Frankenstein*, *Feasibility Experiment*, *Galadriel in Distress*, *Golden*

Baton, *Gremlins*, *Ghost Town*, *The Incredible Hulk*, *Kingdom of Klein*, *Mystery Fun House*, *Pirate Adventure*, *Pyramid of Doom*, *Perseus and Andromeda*, *Quest for the Holy Grail*, *Ring of Time*, *Staff of Law*, *Sphinx Adventure*, *Secret Mission*, *Strange Odyssey*, *Super Agent Flint*, *Stranded*, *Stolen Lamp*, *Ten Little Indians* and *Wheel of Fortune*.

Also kneel and arise Sir Steven Leonard of 57, Lincoln Avenue, Nuneaton, Warwickshire, CV10 9LX, who can offer help with the following: *Arrow of Death* parts 1 and 2, *Crown Jewels*, *Circus*, *Sphinx Adventure*, *Stolen Lamp*, *Ten Little Indians* and *Terrormolinos*.

PROBLEM SOLVED

I would like to begin this section by thanking Mr R. Asher for his superb solution to Wheel of Fortune. If anyone would like a copy, please send a large stamped addressed envelope.

I have been quite overwhelmed by the number of requests for help I have received for Hampstead.

I hope that the current series of maps of this adventure will provide respite, but for some of the more desperate cases:

James Hauxwell asks how to avoid getting mugged - find some means of transport James.

Stephen McGlynn has been trying to go the wrong way up a one-way street - catch a train instead.

Des Docherty needs to know whether to take the dogs or the book from the Oxfam shop - don't bother with either of these pre-tentious items.

And Tom Duchin can't find the cocktail party - visit a few bars Tom.

One of Merlin's Lords of Adventure, Chris Lowe, wishes it to be known that he lives in Chaddesden and not Chaddeston as printed in last November's *Electron User*.

Chris also asks how to move the old dragon in Sorcerer of Claymorgue Castle. Geoff Larsen kindly gives the following sequence as an answer: EXAMINE DRAGON - THROW DUST - GO HOLE.

Both Chris and Lee Horland provided me with the following calls to rerun Adventure Soft games if you should accidentally press Break. Apparently both CALL &1E2E or CALL &1D9B will work.

Mary and Derek Cheal seem to have problems in moving through the hollow tomb in Usborne's Silver Mountain.

I think you need to clear the rubble from the end of the passage and then use your new-found route as an alternative to crossing the bridge.

In exchange, Mary and Derek sent me some vital

information to help with Peter Armstrong's problem in the same game.

He should empty the phial into the goblet in the mosaic floored hall, return to the stable for the horseshoe, give the brooch to the hermit and get the ring from the well.

Having achieved all that they confidently inform me that Ogban will be dead when you return to the hall.

Tony Rainbird has been driven to distraction by the bull in Rick Hanson - I know the feeling, Tony.

You must dodge the bull after waving the red seat cover or you're bound to meet a gory end.

In Project Thesis, Grant Rencourt is stuck trying to enter the castle. You have

done well to get so far, Grant - now look for a manhole and put that spanner to good use.

I have a feeling that this last paragraph should be titled Kansas corner.

Mark Deehan and James Bainbridge appear to have frog catching problems in Revenge of Zor. If you fish in the dark marsh with the net and drop a few flies as bait you are bound to get lucky.

In Ring of Time, the saddle is in the safe, Mark.

Finally, D. Broughton asks how to carry the oil and whether he can enter the secret passage in Dracula Island.

You need to fill your lantern with oil and then light it to enter the subterranean passage.



BEGINNERS

In the past two issues I have dwelt briefly on pictorial methods of mapping an adventure. I now wish to ponder upon a rather more sophisticated method.

For the following logical procedure I am deeply indebted to my colleague in *Micro User*, The Mad Hatter.

Each location encountered is given a room number - hence the opening room is usually numbered 001.

There then follows a précis of the room description; in the inset of the first few locations of Twin Kingdom Valley - I have called the opening scenario "Road outside cabin".

Then list the exits and the result of moving in a particular direction - this usually results in a new room number. Hence moving North East from 001 in TKV takes me to a babbling brook at 006; or moving North results in my entering the cabin at 002.

To begin with it is prudent to make such jottings on rough paper until a pattern emerges such as that displayed in Table 1.

Then all the relevant

information can be transcribed to neat lined paper or a View file.

It is unimportant how you number the rooms, as long as each location has a different number and you are aware of your own numerical logic.

What is important, however, is that you annotate in the description box any treasures or objects which you may find on your journey.

I can vividly remember during my first excursion through Sphinx Adventure that I came across some Stilton cheese in the goblin's dairy but forgot to make a note of its location.

Later I discovered a mouse scurrying around the castle dungeons but all efforts I made to catch it failed. It then dawned on me that mice like cheese, but could I remember where I had seen that Stilton?

It took some two hours of hitting the keys and a few choice profanities before I could retrace my steps to the dairy and that prized blue-veined morsel.

I certainly made sure that I became more thorough in my mapping after that.

Next month I will look in more depth at problem solving skills.

Room	Description	Exits	Move	Result
001	Road outside cabin	Cabin Babbling brook Road Road	N NE W E	002 006 003 004
002	Cabin(Jug,Lamp, Keys)	Outside cabin	S	001
003	Road	Clearing Outside cabin Quarry	N E W	005 001 016
004	Road	Outside cabin Spring Road Woods	W N E S	001 007 009 008

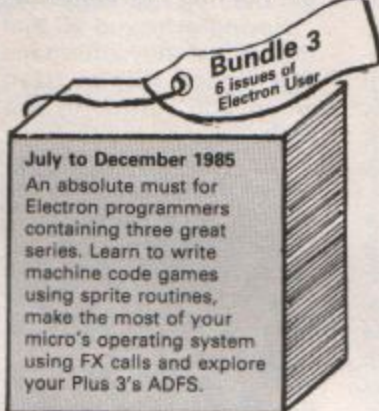
Table 1: Mapping the first few locations in Twin Kingdom Valley



Bundle 1
8 issues of
Electron User



Bundle 2
6 issues of
Electron User



Bundle 3
6 issues of
Electron User

This could be your last chance to build up a library of fun and knowledge from our back issues!

Only **£5.90** per bundle
Or send **£17.95** and we'll also include the appropriate monthly tapes! Need a binder for your magazines? We'll send one for **£3.95**

To order, use the form on Page 53

Programs from Electron User – on tape £3.95 each!

April 1987

DRAGON'S DOOM A fun educational game for youngsters learning to tell the time. **GRIDDER** A fascinating puzzle that will strain your brain. **WIMPS** A complete desktop environment with windows, icons, menus and pointers. **10 LINERS** Two short, yet impressive listings.

March 1987

SUPER BOSS Try for the league and FA cups in this exciting football management simulation. **AWARI** A classic African board game for one or two players. **ELKZAP** Recover lost files with this powerful Plus 4 disc editor. **10 LINERS** Two short, yet impressive listings.

February 1987

MAZE Escape from the creepy castle. **KEYBOARD PLAYER** Turn your micro into an electronic organ. **TOMMY** Guide little Tommy through the woods. **CARPET** An impressive graphics display. **GCOL** Experiment with extra colours. **10 LINERS** Two short but impressive listings.

January 1987

GRID WARRIOR Battle with alien gladiators deep in space. **MODE 7** A Mode 7 simulator providing teletext graphics. **SMILEY HUNT** The final version of AI's scintillating magagame. **10 LINERS** Zap the alien intruder and dodge the asteroids. **LISTER** A utility to enable you to list programs directly from disc or tape.

December 1986

SANTA'S SLEIGH Help Father Christmas fill his sleigh with presents in this fast arcade game. **YULE SPELL** Spelling can be fun with this seasonal variation on the old favourite hangman. **POGO** A Logo turtle graphics compiler. **FUNCTION KEY LISTER** Keep track of your function key definitions with this helpful utility. **10 LINERS** Two short but impressive graphics demonstrations.

November 1986

TRAIN TROUBLE You've just robbed a bank. Can you escape the forces of law

and order in this chase over the carriages of a fast moving express? **DAY AT THE RACES** You can gamble away to your heart's content in safety with our entertaining two player horse racing game. **BASIC COMPILER** This superb utility will turn your Basic programs to machine code in no time at all. **10 LINERS** A routine from our fascinating series of short programs.

October 1986

RAT CATCHER Try your hand at pest control with this fast action arcade game. **MATHS RUN** Put your powers of mental arithmetic to the test with this educational program. **BOS** This on screen editor will take the tedium out of debugging listings and sort out your typing slips. **CROSSWORD** Two programs for crossword lovers – one to design crosswords and the other to help you solve them. + **BONUS game:** **QUASIMODO'S QUEST** Rescue Esmerelda in this colourful version of the all time favourite.

September 1986

CAVERN CAPERS Blast your way from the depths of the labyrinth to escape from the planet. **DRAW WRITER** A superb utility to translate your on screen graphics to the procedures to create them. **COMPANY COUNT** Work your way up the company pecking order in this educational maths test. **TEN LINERS** Another short but fascinating program. + **BONUS game:** **ROCKFALL** Go diamond mining in this intriguing multi-screen arcade romp.

August 1986

HOWZAT! A vivid recreation of a day's test cricket for two players. **3D MAZE** Quick reactions and a sense of direction are needed to escape from our twisty maze. **TEXTED** Let this versatile text editor turn your micro into an electronic typewriter. **DRIVER** A powerful printer driver for View.

July 1986

ROYAL WEDDING Celebrate the royal event with our ingenious sliding block puzzle. **SNAPDRAGON** Two player

version of the classic card game. **ATTRIBUTES** Colourful two player strategy game. **FORMATTER** Make your listings easier to read. **DISCS** Extended star commands. **EXTRA COMMANDS** A WHILE . . . WEND command for your micro. **PLUS** superb digitised picture of Andrew and Sarah.

June 1986

FISHING Enjoy a quite day by the river, and maybe catch your tea as well! **TACTICAL PURSUIT** A two player strategy game played with pawns on a chess board. **MINIBASE** Create an electronic telephone directory. **EXTRA COMMANDS** Add more commands to Basic. **SCREEN DUMP** Multi-tone screens dumps for Epson compatible printers.

May 1986

MISSILE JAMMER Defend the city of Pezina from a missile invasion. **VECTOR LETTERS** Use *LINE to create double height text. **DEGREES** Convert from Centigrade to Fahrenheit and vice-versa. **CROCODILE TEARS** Spell well or end up as a crocodile's dinner. **ZAP** Blast the marauding aliens. **EXTRA COMMANDS** Adding new keywords to Basic.

April 1986

INVASION FORCE Exciting zap 'em space game. **EASTER EGG HUNT** Seasonal game using compass points. **BACH TO BASICS** Music tutor. **NOTICE BOARD** Text scrolling utility. **SEARCH and RECOVER** Two routines from the disc article. **NOTEBOOK** Recursion backwards.

March 1986

GRAND PRIX Exciting race game. **DICER** A clever test of strategy. **MARCHING ORDER** Counting and ordering numbers. **FIND AND REPLACE** Useful editing program. **SECTOR EDITOR** Excellent disc utility. **TIMEPIECE** Superb graphics demonstration. **OXO** Game of cunning. **TRICIRC** A circle of triangles.

To order, use the form on Page 53

The PLOT thickens...

STRAIGHT down to work this time as we put our Electrons into Mode 5 with:

MODE 5

and start to draw a line with:

PLOT 4,300,300

which moves the graphics cursor to point 300,300 followed by:

PLOT 5,500,500

which actually draws the line.

One thing that we've taken for granted about the lines that we've made is that they are solid and drawn in the current foreground colour. However, as the song goes, "it ain't necessarily so". You'll see this if you move the cursor back to 300,300 with:

PLOT 4,300,300

and then apply a quick:

PLOT 7,500,500

After doing this, the line running from 300,300 to 500,500 disappears. It's as though we've applied CLS or CLG to just a portion of the screen.

The clue to what's happened is in the 7 of the PLOT 7. This is a code which tells the Electron to draw a line, but in the background colour rather than the foreground colour we've used before.

A line drawn in this way blends into the background, effectively disappearing.

Since our line in the

background colour uses exactly the same coordinates as our previous one in the foreground colour, the result is that our first line disappears.

The coordinates used with PLOT 7 are absolute coordinates. Readers with an enquiring mind (or just a good memory for how our previous plots worked), will probably suspect the existence of a similar PLOT using relative coordinates. It exists in the form of PLOT 3.

Program 1 shows PLOT 7 in action with Table I summing up all the PLOTS so far.

Try changing the PLOT 7 of line 110 to PLOT 3. Can you explain what happens when you run it?

One thing all our PLOTS

have had in common is that they all produce solid lines. All right, I agree that sometimes we may not be able to see them, but they're there.

There is a set of PLOT codes that allows us to draw dotted lines. The codes are very similar to our previous PLOTS and are shown in Table II.

Let's put the Electron into Mode 1 with:

MODE 1

and try to draw a dotted line. From Table II we can see that we use:

PLOT 21,500,500

to give us a dotted line going from 0,0 to 500,500. Following this:

PLOT 20,0,0

takes the cursor back to the bottom left corner of the screen. From here we can draw a similar line using:

PLOT 23,500,500

This dotted line, however, is drawn in the background colour. The result is that our first dotted line disappears.

As you can see from Table II, there are relative dot commands as well as the absolute ones we've just explored. To see them at work, move the graphics cursor to 400,400 with:

PLOT 20,400,400

Now we can get:

PLOT 17,200,200

to draw a dotted line to 600,600. Following this with:

PLOT 16,-200,-200

has our long-suffering



Code	Action
0	Move relative to last point
1	Draw relative to last point
3	Draw relative in background
4	Move absolute
5	Draw absolute
7	Draw absolute in background

Table I: Where PLOTS draw the line.

Code	Action
16	Move relative to last point
17	Draw relative to last point
19	Draw relative in background
20	Move absolute
21	Draw absolute
23	Draw absolute in background

Table II: Dotty PLOTS.

```

10 REM Program 1
20 MODE 0
30 FOR loop=0 TO 9
40 PLOT 4,loop*100,loop*100

50 PLOT 5,loop*100+100,loop*100+100
60 NEXT loop
70 FOR delay=1 TO 500
80 NEXT delay
90 FOR loop=0 TO 9 STEP 2
100 PLOT 4,loop*100,loop*100

110 PLOT 7,loop*100+100,loop*100+100
120 NEXT loop
  
```

Program 1

‘But it ain't necessarily so...’

Graphics

From Page 59

cursor moving down back to 400,400 again. Finally we can erase the dots using:

```
PLOT 19,200,200
```

The similarity between the PLOT codes in Table I and those of Table II is striking. The actions of corresponding codes are exactly the same except for the line produced being

solid or dotted.

This is the result of an offset of 16 between the codes. PLOT 5 draws a solid line, PLOT 21 (5+16) a dotted one.

Similarly PLOT 1 draws a solid line using relative coordinates, while PLOT 17 (1+16) does the same for dotted lines.

This offset idea is extremely useful. For a start it enables you to learn just

```

10 REM Program II
20 MODE 1
30 PROCwindow(0,0)
40 PROCdelay
50 PROCwindow(0,2)
60 PROCdelay
70 PROCwindow(16,0)
80 PROCdelay
90 PROCwindow(16,2)
100 END
110 DEF PROCwindow(offset,sw
itch)
120 PLOT 4+offset,100,100
130 PLOT 5+offset+switch,400
,100
140 PLOT 5+offset+switch,400
,800
150 PLOT 5+offset+switch,100
,800
160 PLOT 5+offset+switch,100
,100
170 ENDPROC
180 DEF PROCdelay
190 FOR delay=1 TO 1000
200 NEXT delay
210 ENDPROC
    
```

Program II

Solid	Dot	Action
0	16	Move relative to last point
1	17	Draw relative to last point
3	19	Draw relative in background
4	20	Move absolute
5	21	Draw absolute
7	23	Draw absolute in background

Table III: All the PLOTs so far.

one "family" of PLOTs and simply add the required offset to get another. All the dotted PLOTs are the solid ones with 16 added.

In fact the idea of an offset can be used inside a family. All the relative coordinate PLOTs are 4 less than the corresponding absolute coordinate plots.

Table III sums up all the codes we've used.

The idea of the offsets is much more than a memory aid. It can be used in programs to get the same bit of

code to do several different jobs.

To see what I mean, have a look at Program II, where PROCwindow draws four different rectangles, depending on the offsets sent to it.

Explore it and see how it works. Then try extending it to draw a rectangle of any type and size, anywhere on the screen.

● *That should keep you busy until next month when we'll be looking at the points involved in yet further PLOTting.*

C & F ASSOCIATES BARGAIN PRICE ELECTRON SOFTWARE

Title	RRP	OUR PRICE	Title	RRP	OUR PRICE	Title	RRP	OUR PRICE
Yie Ar Kung Fu II	8.95	7.20	Jet Set Willy 2	7.95	6.75	Treasure Hunt	9.95	7.50
Acornsoft Hits I	9.95	7.75	Goal	7.95	6.75	Word Games with Mr Men	9.95	7.50
Acornsoft Hits II	9.95	7.75	Mouse Trap	7.95	6.50	Magic Storymaker	9.95	7.50
French on the Run	9.95	7.75	Rick Hanson	9.95	7.95	1st Steps with Mr Men	8.95	6.95
Brian Clough Football Fortunes	14.95	12.95	Project Thesis	9.95	7.95	Here & There Mr Men	7.95	6.50
The Big K.O.	7.95	6.75	Myorem	9.95	7.95	Wheel of Fortune	8.95	6.95
Footballer of the Year	9.95	7.75	Repton 2	9.95	7.50	Quest/Holy Grail	6.95	5.95
Elite	12.95	10.95	Phantom Combat	9.95	7.50	Castle Frankenstein	6.95	5.95
Colosuss Chess IV	9.95	7.75	5 Star Games	9.95	7.75	Kingdom of Klein	6.95	5.95
Ravenskull	9.95	7.75	Strike Force Harrier	9.95	7.50	Terrormolinos	7.95	6.50
Repton 3	9.95	7.75	Winter Olympics	7.95	6.50	Dynabyte Collection	7.99	3.95
Gala Force	9.95	7.50	Beach Head	8.95	6.95	Action Pack	4.99	4.50
Future Shock	7.95	6.75	Tempest	9.95	7.50	Chess	7.95	6.50
Psychastria	7.95	6.75	Karate Combat	8.95	6.95	Chip Buster	7.95	5.95
Thrust	7.95	6.50	Adventure Creator	14.95	12.95	Overdrive	7.95	6.50
Mikie	8.95	6.95	The Quill	16.95	14.95	Thai Boxing	5.95	4.95
Impossible Mission	8.99	7.20	Power Pack	9.95	7.75	Fantastic 4 Pt. 1	7.95	6.50
Commonwealth Games	7.95	6.50	Eddie Kidd	7.95	3.95	Micro Olympics	5.95	4.95
Commando	9.95	7.50	Brian Jacks	7.95	3.95	Vindaloo	6.95	5.95
Citadel	9.95	7.50	Geoff Capes	8.95	3.95	League Challenge		2.95
Crystal Castles	9.99	7.75	Stairway to Hell	12.95	9.95	Golf		2.95
Dodgy Geezers	8.95	6.95	Football Manager	8.95	6.95	Vegas Jackpot		1.99
Exploding Fist	9.95	7.50	Southern Belle	7.95	6.50	Alphatron		2.95
Yie Ar Kung Fu	8.95	6.95	Caveman Capers	7.95	6.50	Quest for Freedom		1.99
Thunderstruck	7.95	6.75	Ian Botham Test Match	7.95	6.50	Nightstrike		1.99
Last of the Free	7.95	6.75	Steve Davis Snooker	8.95	6.95	Tarzan Boy		2.95
10 Computer Hits 3	9.95	7.75	Combat Lynx	8.95	6.75	Video Pinball		1.99
Jet Set Willy	7.95	6.50	Blockbusters	7.95	6.50	Nightworld		2.95

Orders normally despatched by First Class Post on day of receipt. But allow max. of seven days. All prices include VAT & P&P (Overseas orders add £1)

Name _____	Title _____	Cost _____	Access orders accepted
Address _____	_____	_____	Make PO/Cheques payable to:
_____	_____	_____	C & F ASSOCIATES
_____	_____	_____	and send to:
Make of Computer _____	_____	Total _____	C & F ASSOCIATES
			PO BOX 2
			BIDEFORD EX39 3RE.
			Tel: (023 73) 619

MITHRAS SOFTWARE

Buy Best Sellers at our Discount Price or pay the normal retail price and choose one of our Bargain Games FREE. New titles are available from release day.

BEST SELLERS	Price with free		Discount	game	Price
	game	Price			
Superior Collection (cas.)	9.95	7.50	—	Bumper Bundle (Alligata)	8.95
Superior Collection 3.5" Disc	14.95	12.50	—	Yie Ar Kung Fu II	8.95
Acornsoft Hits Vol I	9.95	7.50	—	Kayleth	7.99
Acornsoft Hits Vol II	9.95	7.50	—	Impossible Mission	8.95
Ravenskull	9.95	7.50	—	Crystal Castles	8.95
Repton 3	9.95	7.50	—	Five Star Games	9.95
Galalorce	9.95	7.50	—	Computer Hits Vol 3	9.95
Thrust	7.95	6.50	—	Thunderstruck	7.95
Citadel	9.95	7.50	—	Thunderstruck II	7.95
Way of the Exploding Fist	9.95	7.50	—	ASL Power Pack	9.95
Future Shock	7.95	6.50	—	Psycastris	7.95
Jet Set Willy	7.95	6.50	—	The Last of the Free	7.95
Jet Set Willy II	7.95	6.50	—	Dodgy Geezers	8.95
The Big K.O.	7.95	6.50	—	Rick Hanson	9.95
Goal!	7.95	6.50	—	Project Thesis	9.95
Footballer of the Year	9.95	7.50	—	Myorem	9.95
Winter Olympics	7.95	6.50	—	The Quill	16.95
Football Manager	—	5.95	12.95	The Adventure Creator	14.95
Tennis	—	2.95	7.50	Phantom Combat	9.95
Cricket	—	2.95	7.50	Strike Force Harrier	9.95
Ice Hockey	—	2.95	6.95	Yie Ar Kung Fu	8.95
Jack Attack	—	2.95	6.95	Karate Combat	8.95
Savage Pond	—	2.95	6.95	Beach-Head	8.95
Plan B	—	2.99	7.50	Colossus Chess	9.95
QuestProbe 1: The Hulk	—	2.95	2.95	Forth	—
QuestProbe 2: Spider-Man	—	2.95	2.95	Lisp	—

THE BARGAIN LIST

Stock Car	Adventures
Killer Gorilla	Pettigrews Diary
Cybertron Mission	Arrow of Death
Escape from Moonbase Alpha	Circus
Galactic Commander	Escape from Pulsar 7
Rubble Trouble	Golden Baton
Swag	Perseus & Andromeda
Frenzy	Time Machine
Danger UXB	Ten Little Indians
Felix & the Fruit Monsters	Warworks
Electron Invaders	Wizard Alkryz
Swoop	Stolen Lamp
Bandits at 3 o'clock	Pharaoh's Tomb
Star Drifter	Adventure (Micropower)

1 FOR 2.75 2 FOR 5.25 3 FOR 7.50
4 FOR 9.50 5 FOR 11.50 6 FOR 13.50

Please give one or two alternatives in case your choice is unavailable

ALL PRICES INCLUDE P&P FOR UK AND DESPATCH WITHIN 7 DAYS OF RECEIPT OF ORDER BY FIRST CLASS POST

(Orders to Europe and Eire add 50p for each item, Worldwide add £1 for 1st and 50p for each other item.)

Please send cheque payable through a UK Bank or arrange for payment by Postal Girocheque.)

PLEASE QUOTE ELECTRON (a BBC List is available on request)

and send cheque or PO payable to:

MITHRAS SOFTWARE

PO Box 151, Maulden, Bedford MK45 2YH Tel: 0525 402630

MORE RAM AND SPEED!

E2P-6502

PMS ADD SECOND PROCESSOR POWER TO THE ELK!

Disappointed by the speed of your Electron?
Would you like an ELK that performs like a Beeb?
Is shortage of RAM getting you down?
Unable to use 80 column display with View?

IF YOUR ANSWER IS YES - THEN PMS HAVE THE SOLUTION

LOOK AT THIS INCREDIBLE SPECIFICATION:

- 300% speed increase in Basic (Mode 0)
- 3.5 times more text in View (Mode 3)
- 30K Basic programs in all modes
- 60K free for machine code
- 'HI' Languages (Basic & View) give at least 44K
- Absolutely no modifications required
- Plugs into Plus 1 slot or ROMBOX Plus
- Runs BBC ROM Languages

ONLY £89

INC VAT
+ £2 DELIVERY

THE ULTIMATE "ADD-ON" FOR THE ELECTRON

WORDWISE PLUS ON THE ELECTRON!!

Now, thanks to the power of the E2P Second Processor, Electron users can run the most popular BBC wordprocessor - Computer Concept's WORDWISE PLUS. PMS programmers have re-written the MODE 7, WORDWISE screen handling, and keyboard routines to work on an Electron with E2P.

Not only this, but because a Second Processor is being used, a massive 42K - yes! over 42,000 characters - of text can be handled, with PREVIEW ALWAYS in an 80 column MODE!! Add to this the fact that E2P WORDWISE PLUS is totally disk based, requiring NO ROMS or cartridges.

E2P WORDWISE PLUS is a full implementation of the original WORDWISE PLUS, with all the SEGMENT MENU features maintained. WORDWISE files created on a BBC can be loaded into the Electron and vice versa.

PMS are offering E2P WORDWISE PLUS at an introductory price of **ONLY £39.95 (inc VAT & delivery)**.

E2P WORDWISE PLUS is supplied on 3.5" or 5.25" disk (state size & DFS format, when ordering) together with full WORDWISE documentation. E2P WORDWISE PLUS is available ONLY from PMS. *NOTE: This is a special version of WORDWISE which will NOT run on a BBC or unexpanded Electron.*

PMS overseas dealers: VELOBYTE COMPUTERS, Schiedamsedijk 5A-6A, 3011 EB Rotterdam, Netherlands.

ORDER FORM

Please send me _____ E2P-6502 Second Processor(s)
_____ E2P Wordwise Plus Disk(s) (3.5"/5.25")

I enclose cheque/postal orders for a total of £ _____

OR

Please debit my ACCESS/VISA account by £ _____

A/c No. _____ Expiry date _____

NAME _____ SIGNED _____

ADDRESS _____

POST CODE _____


E2P Operating System required on:

5.25in disk/3.5in disk/tape/ROM (delete as required)

CHEQUES SHOULD BE MADE PAYABLE TO 'PERMANENT MEMORY SYSTEMS'

Send to: Permanent Memory Systems, 38 Mount Cameron Drive,
St Leonards, EAST KILBRIDE G74 2ES
Please allow 28 days for delivery

PHONE 03552 32796



DEALER ENQUIRIES WELCOME

PRICE BREAKTHROUGH FOR ROM CARTRIDGES

CLEARANCE SALE

	RRP	Softshop Price	Our Price
★ VIEW Rom Wordprocessor	£29.95	£12.95	£9.95
★ VIEW SHEET Rom Spreadsheet	£29.95	£12.95	£9.95
★ LISP Rom Programming Language	£29.95	£12.95	£9.95
★ Hopper Rom Cartridge			£7.95
★ BBC/Electron Cassette Leads 7 pin Din to Mic, Ear and Remote			£2.95

Buy two or more of the above and we give you "HOPPER" Rom or Cassette Leads FREE

All prices include VAT, Post and Packing.
All major credit cards accepted
(Visa preferred)

PHONE ORDERS
0753 888866

E.E.C. LTD.
77A PACKHORSE ROAD,
GERRARDS CROSS, BUCKS SL9 8PQ

£9
Cassette only

Fixed Odds Forecaster

£9
Cassette only

GUARANTEED WINS!

*Displays in seconds: *Forecasts *StarBets *Bankers*

Form Finder II has been produced with the fixed odds clients very much in mind. And because **'Bankers'** (best homes) selected by the program have an **80% minimum guarantee**, we can confidently predict a suitable perm, eg. **8 from 10 Bankers**, on your long list, will bring you **wins within 13 weeks**, including any stakes lost in that period. Your program gives you the various choices of bets that you can make that are covered by your **guarantee**.

Form-Finder II's unique formulas consistently produce results even on the extremely difficult sections list. Whether your bet preferences are for **pools, individual bets, fixed odds** or any other football forecasts, **Form Finder II** is the one complete package that is a 'must' if you want to take more than chances!

*Displays in seconds: *Pools values *match or coupon numbers*

Added New Feature Bet Running Calculator

For your copy of **Form Finder II** complete the priority order form below and send to **ALLAN DATA**
1 Lorn Road, Dunbeg, Connel,
Argyll. PA37 1QG.

PRIORITY ORDER

EU 3

Please rush me within seven days, my copy of **Form Finder II** for my **Electron/BBC**, I enclose cheque/P.O. no. _____ for **£9.00** made payable to **ALLAN DATA**, which I understand will be refunded to me in full should the program not perform as stated above within 13 weeks.

Please print clearly. **NAME** _____

ADDRESS _____

ADVERTISERS' INDEX

21st Software.....	24 & 25	PMS.....	61
ACP.....	8 & 9	Potter Programs.....	54
Allan Data.....	62	Project Expansions.....	62
Andyk.....	62	Qualsoft.....	46
Bug Byte.....	4	Robico Software.....	39
C & F Associates.....	60	Slogger.....	14 & 15
Disney.....	42	Software Bargains.....	7
EEC.....	61	Superior Software... 2 & 64	
Logotron.....	63	Voltmace.....	54
Mithras Software.....	61		

USER PORT AND ART PACKAGE

Simply plugs into a Plus 1 or Rombox plus cartridge slot

Gives your Electron 8 bit input/output capability

Pin compatible with the BBC user port

Comes complete with booklet describing operation, and example routines

The Art program is Icon driven, providing easily used facilities for use with digital mice eg: Digimouse, AMX, Megamouse, etc.

Also available: Radio teleprinter, (SAE for details)

5% off recommended price of all Slogger Products

Prices

User Port & Art Program (cassette) **£29.95**

User Port only (For your own applications) **£25.00**

Prices inclusive of P&P, etc

PROJECT Expansions

5 TEAL CLOSE, FAREHAM, HAMPSHIRE PO16 8HG
Tel: 0329 221109

ANDYK Ltd



EPROM CARTRIDGE

Able to take application software. Also one or two ROMs. Allows use of utility ROMs. Plugs into Plus 1: **£9.99 + £1 P&P**

RS423 SERIAL PORT

Has drive capability and software interface as the BBC Model 'B', plugs directly into Plus 1 cartridge slot.

Price: **£34.99 + £1 P&P**

COMMS PACKAGE I

RS423, eprom cartridge plus "Termi II" offering V252, BBC soft, TTY and user defined terminals **£79.99**

COMMS PACKAGE II

RS423, eprom cartridge plus "Communicator" offering VT100 emulation **£109.99**

MODEMS FOR USE WITH ABOVE PACKAGES
AVAILABLE WHILE STOCKS LAST **£24.99**

USER PORT AND EPROM PROGRAMMER DETAILS
AVAILABLE SOON

58 PARK LANE, WESHAM
LANCASHIRE PR4 3HG
TEL: (0772) 682658



BBC/ELECTRON PROFESSIONAL SOFTWARE

Our educational software is used in thousands of schools and homes throughout Great Britain.

EDUCATIONAL 1

BBC/ELECTRON

Tape £6.95 Disc £8.95

Hours of fun and learning for children aged five to nine years. Animated graphics will encourage children to enjoy counting, maths, spelling and telling the time. The tape includes six programs: MATH 1, MATH 2, CUBECOUNT, SHAPES, SPELL and CLOCK.

... 'An excellent mixture of games'... Personal Software - Autumn 1983.

EDUCATIONAL 2

BBC/ELECTRON

Tape £6.95 Disc £8.95

Although similar to Educational 1 this tape is more advanced and aimed at seven to twelve year olds. The tape includes MATH 1, MATH 2, AREA, MEMORY, CUBECOUNT and SPELL.

FUN WITH NUMBERS

BBC/ELECTRON

Tape £6.95 Disc £8.95

These programs will teach and test basic counting, addition and subtraction skills for four to seven year olds. The tape includes COUNTING, ADDING, SUBTRACTION and an arcade type game called ROCKET MATHS which will exercise addition and subtraction. With sound and visual effects.

These are excellent programs which teachers on the project have no hesitation in recommending to other teachers. ... Computers in Classroom Project.

FUN WITH WORDS

BBC/ELECTRON

Tape £6.95 Disc £8.95

Start your fun with alphabet puzzle, continue your play with VOWELS, learn the difference between THERE and THEIR, have games with SUFFIXES and reward yourself with a game of HANGMAN.

... 'Very good indeed'... A&B Computing - Jan/Feb 1984

JIGSAW AND SLIDING PUZZLES

BBC/ELECTRON

Tape £6.95 Disc £8.95

There are two jigsaw and four sliding puzzles on a 3 x 3 and 4 x 4 grid. Each program starts off at an easy level to ensure initial success but gradually becomes harder. It helps children to develop spatial imagination and in solving problems. The tape includes: OBLONG, JIGSAW, HOUSE, NUMBERS, CLOWN and LETTERS.

★ SPECIAL OFFER ★

Buy three titles and deduct £4.00

Add 50p p&p per order. Please state BBC or Electron.

5.25" 40 or 80 Track. 3.5" BOT available (Plus 3, or Compact)

Golem Ltd, Dept E, 77 Qualitas, Bracknell, Berks RG12 4QG. Tel: 0344 50720



XOR

XOR

The Ultimate Maze Challenge

There are no random events in XOR's labyrinthine palace, and there is no premium on hand-eye coordination. You have all the time in the world to work out the precise nature of the hazards you encounter. Logical thinking, strategy and tactical problem solving are all part of the XOR experience. And XOR is not simply about finding solutions. If you can solve the entire puzzle (15 levels plus an encrypted anagram), you qualify to be a member of the Order of XOR. With a certificate and a badge to prove it.

"...this is one of the most compulsive, cunning and attractive programs I've seen for some time! the game is superb - a very classy original twist on the basic maze theme" A+B Computing

XOR's Features

- 15 graded mindbending mazes - each maze approximately 16 screens
- super smooth high speed scrolling
- high resolution quality graphics
- high speed or step by step replay feature
- intriguing logical problems
- interactive dynamic puzzles

XOR MAZE GENERATOR

The XOR Maze Generator is a truly professional utility, in fact it's the very same generator we used to create the first collection of XOR puzzles. The package is fully menu driven and simple to use, the user simply places any predefined icons onto the

maze screen. Included in the package is an ICON DESIGNER so that you can change the appearance of the game characters to baffle and delight your friends.

BBC B, B+, MASTER SERIES,
ELECTRON
XOR

BBC Disk	£12.95
BBC Cassette	£9.95
Electron Cassette	£9.95
XOR Maze Generator	
BBC Disk	£14.95
BBC Cassette	£11.95
Electron Cassette	£11.95

24 HOUR TELEPHONE ANSWERING
SERVICE FOR ACCESS AND VISA
ORDERS

Logotron Guarantee:

All orders dispatched within 5 days of receipt of order.

Faulty software will be replaced immediately.

Postage and Package Free.



The Superior Collection

Volume 3

For the Acorn Electron

NEW RELEASE



SYNCRON

Voted COMPUTER GAMER'S BBC OF THE YEAR 1985



REPTON



REPTON 2



KARATE COMBAT



DEATHSTAR



MR. WIZ



SMASH AND GRAB



OVERDRIVE

A New Concept in Compilations

The Superior Collection Volume 3 features one brand new game, Synchron, together with 7 of Superior Software's classic hits for the Acorn Electron.

Synchron is a fast-action game set against a backdrop of an enormous graphically-detailed scrolling landscape. The landscape is, in total, 1024 times the size of the screen. You must endeavour to complete 16 hair-raising missions; in each mission you have to collect a number of power cylinders, land your spacecraft on a runway with each cylinder in turn, and finally locate and bomb the HQ Building. Whilst skilfully manoeuvring your spacecraft between the defence pylons and force-fields, you are attacked by alien spacecraft and missiles launched from the land bases. A superb game, worth at least £7.95 in its own right.

Here's what the computer press said about some of the other titles on this compilation package:—

REPTON: "This is an astounding game reaching new heights in Electron arcade adventures." ... ELECTRON USER

REPTON 2: "Repton 2 is better than anything I've played on the BBC Micro or Electron. Brilliant!" ... ACORN USER

DEATHSTAR: "Deathstar is a super fast, all action arcade classic. It's the sort of game that you can't put down ... The graphics are excellent and the scrolling is very smooth in all four directions. The pace is fast and furious even on the starting screen. This action packed game is recommended for all arcade gamers." ... ELECTRON USER

SMASH AND GRAB: "As usual with Superior products the graphics are excellent, with a good use of colour and no flicker. I expect this game will have you rolling with laughter. I certainly did.

Instructions	95%	Awarded ★★★★★ (Top Rating)"
Playability	95%	
Graphics	100%	
Value For Money	100%	
... HOME COMPUTING WEEKLY		

Acorn Electron dual cassette	£9.95
Acorn Electron 3½" disc.....	£14.95

Now available on 3½" disc for the Acorn Electron — due to public demand.



Dept. SCB3, Regent House, Skinner Lane, Leeds LS7 1AX. Telephone: 0532 459453.

Please make all cheques payable to 'Superior Software Ltd'.



24 HOUR TELEPHONE ANSWERING SERVICE FOR ORDERS

OUR GUARANTEE
 • All mail orders are despatched within 24 hours by first-class post.
 • Postage and packing is free.
 • Faulty cassettes and discs will be replaced immediately.