

A Database Publication

electron

user

Vol. 3 No. 6 March 1986 £1

All the
thrills and
spills of
**GRAND
PRIX**

11 pages
of games, graphics,
educational and
utility listings

Colours galore!
New series starts
on Electron
graphics

To all Electron/BBC Owners

Tynesoft's January big name and value for money releases – watch out for our new titles on your machine every month in 1986.

FOR THE BBC/ELECTRON

IAN BOTHAM'S TEST MATCH

We think the best sports simulation yet on the BBC/Electron and special features include:
Four Bowling Options, Four Batting Options, One Player Mode, Limited Over game (16 overs), One Day game (32 overs), Test Match (Two full innings), Demonstration Mode

R.R.P. **£7.95**

RIG ATTACK

One of our value for money tapes at a R.R.P. of £4.95. Rig Attack is an action packed game demanding skill and quick reflexes to guide your helicopter from rig to rig without coming under attack from enemy submarines. The submarine is equipped with the latest missiles, your copter carries short range bombs that need to be dropped at low altitude to reach that darting submarine in the waters below.

R.R.P. **£4.95**

Other leading titles for the Electron in the near future:
JET SET WILLY
NINJA CHALLENGE



WINTER OLYMPICS

Your opportunity to compete with the best in the world in the following Winter events: Down Hill, Ski-Jump, Cresta Run, Speed Skating, Slalom Skiing and Curling. Best of Luck in your challenge to become World Champion.

Release date **1st March, 1986**

R.R.P. **£7.95**

FORTHCOMING RELEASES:

JET SET WILLY
NINJA CHALLENGE
MOUSE TRAP

TYNESOFT

COMPUTER SOFTWARE

If you require any of our software fill in the Order Form below.

All games are post and packing free or you can order by Access/Visa by ringing 091 414 4611.

You can also register on our Mail List by filling in the form below and sending it to:
Tynesoft Computer Software, Addison Industrial Estate, Blaydon, Tyne & Wear, NE21 4TE.

<input type="checkbox"/>	I. B. TEST MATCH	£7.95
<input type="checkbox"/>	RIG ATTACK	£4.95
<input type="checkbox"/>	WINTER OLYMPICS	£7.95
<input type="checkbox"/>	Register on Mail List	£0.00

Title (Tick) Initials Surname

Mr Mrs Miss

Address

<input type="text"/>	<input type="text"/>	<input type="text"/>	<input type="text"/>	<input type="text"/>	<input type="text"/>	<input type="text"/>	<input type="text"/>	<input type="text"/>	<input type="text"/>
<input type="text"/>	<input type="text"/>	<input type="text"/>	<input type="text"/>	<input type="text"/>	<input type="text"/>	<input type="text"/>	<input type="text"/>	<input type="text"/>	<input type="text"/>
<input type="text"/>	<input type="text"/>	<input type="text"/>	<input type="text"/>	<input type="text"/>	<input type="text"/>	<input type="text"/>	<input type="text"/>	<input type="text"/>	<input type="text"/>

Post code Telephone no. (including STD code)

News

All that's new in the expanding Electron world.

5

Grand Prix

Nimble fingers and fast reactions are needed to succeed in this exciting race game.

9

MicroLink News

A monthly update on the potential of our online database.

12

Software Survey

Follow the Stairway to Hell and enter the Diamond Mine. Alternatively you could get to Mexico '86 via the Maniac Mower.

13

Oxo

High strategy meets low cunning in a logic game to strain your brain.

17

Beginners

Trigonometric functions are easier to use than spell - if they're approached from the right angle.

20



Dicer

An age old game comes up to date as your Electron learns to roll dem bones.

24

ADFS

ADFS Sector Editor. Modify the contents of your discs with this powerful utility for Plus 3 owners.

28

Notebook

Need a circle of triangles? It's all a matter of degree.

30



Timepiece

An animated display of a fob watch shows the amazing potential of the Electron's graphics.

31

Ready Reference

The second of our useful hint sheets. A guide to string handling functions.

36

Hardware

Wigmore's Tarantula Touch Tablet put through its paces.

37

Marching Order

Help with counting and ordering of numbers for pre-school children.

41

Merlin's Cave

Philosophers Quest and Gremlins explored by our resident wizard. Plus more hints and tips for intrepid adventurers.

43

Maths Workout

If you thought EOR is a donkey you're not being very logical.

45



Find and Replace


FIND your way quickly through Basic listings and REPLACE the tedium of manual searching.

47

Graphics

If you're in the mood for colourful mode changes our new series is for you.

51



Micro Messages

The pages you write yourself. A selection from the many interesting letters you've been sending us over the last few weeks.

53

Expand your Electron

Don't miss the biggest money-saving offer we've ever made. You'll find full details in the centre pages.

Managing Editor
Derek Meakin
Features Editor
Pete Bibby
Editorial Assistant
Roland Waddilove
Production Editor
Peter Glover
Art Editor
Heather Sheldrick
Advertisement Manager
John Riding
Advertising Sales
John Snowden
Editor in Chief,
Database Publications
Peter Brameld

Published by Database Publications Ltd
Europa House, 68 Chester Road, Hazel Grove, Stockport SK7 5NY.
Telephone: 061-456 8835 (Editorial) 061-456 8383 (Administration) 061-456 8500 (Advertising)
Subscriptions: 061-480 0171. Telecom Gold Mailbox: 72-MAG001. Prestel: 614568383.
Telex: 265871 MONREF G. Quoting Ref. 79-MAG001.

ABC 26.435 January-June 1985

News trade distribution: Europress Sales and Distribution Limited, 11 Brighton Road, Crawley, West Sussex RH10 6AF. Circulation 0293 27053.

Electron User is an independent publication. Acorn Computers Ltd, manufacturers of the Electron, are not responsible for any of the articles in this issue or for any of the opinions expressed.

Electron User welcomes program listings and articles for publication. Material should be typed or computer-printed, and preferably double-spaced. Program listings should be accompanied by cassette tape or disc. Please enclose a stamped, self-addressed envelope, otherwise the return of material cannot be guaranteed. Contributions accepted for publication will be on an all-rights basis.

Subscription rates for 12 issues, post free:

£12 UK & Eire (Sterling only)
£20 Europe
£35 Overseas

© 1986 Database Publications Ltd. No material may be reproduced in whole or in part without written permission. While every care is taken, the publishers cannot be held legally responsible for any errors in articles or listings.



A GREAT NEW DOUBLE BILL

SOFTWARE INVASION

STAIRWAY TO HELL

**OUR MOST AMBITIOUS
GAME YET!**

**48K of machine code game (in four parts)
on a standard BBC Micro Model B/Electron**

"... 1895 and the indomitable Sir Charles Frobisher O.S. D.F.S. is about to embark on the most dangerous exploration of the century. A journey to the centre of the earth ..."

The Daily Scoop

FEATURING

Mining Trollies, Rock Falls, Gold Nuggets, Ladders, Pistons, Crushers, Falling Stalactites, Stalagmites, Magic Squares, Diamonds, Rats, Iron Bridges, Buckets and Chains, Pearls, Snow, Fir Trees, Ice Ladders, Moving Ice Platforms, Snowballs, Frozen Waterfall, Ice Webs, Ice Flows, Water Drops, Growing Plants, Giant Butterflies, Mushrooms, Gourds, Giant Sundew Plants with Deadly Flying Seed Pods, Tropical Apples, Tropical Vegetation, Falling Berries, Gold "Oscars" Snakes, Swamp Trees, Killer Mosquitoes, Swamp Fruit, Alligators, Swamp Rivers, Funny Little Red Fruity Things, Rock Formations, Growing Cacti, Succulents, Steers Heads, Falling Rock, Voodoo Medalians, Fire with Leaping Flames, Rock Ladders, Falling Lava, Gold Crosses, Fire Balls, An Audience with The DEVIL!

"STAIRWAY TO HELL"
is available on

**Cassette £12.95
Disk £15.95**

Our prices are inclusive
of VAT and Post & Packing.

(Please note that disks are
available by mail order only and
when ordering, please state
which DFS you use and whether
you require 40 or 80 track.)

COMPETITION

**£1,500 of computer equipment
of your choice to be won!**

**1st Prize worth £750
2nd Prize worth £500
3rd Prize worth £250**

Details in every "Stairway to Hell" pack!
Competition ends 30th April 1986



CHIP BUSTER

The object of "Chip Buster" is to keep a computer circuit board in working order by running about the tracks repairing damage caused by "bugs" which "byte" large holes in the board.

- 3 Different circuit boards.
- Various bugs including Spiders, Ladybirds, Ants, Woodlice.
- Super Smooth 4 way scrolling. (BBC Only).
- Joystick Option. (BBC only).
- Great sound with music.
- Damage report, Circuit Board Explosion.
- High Score, Freeze Game.
- Invisible Tracks on Higher Levels.
- Countdown Timer.
- 100% Machine Code.

**Cassette £7.95
Disk £10.95**

**For Mail Order please write to:
SOFTWARE INVASION, P.O. BOX 68,
LONDON SW19 4TX Tel: 01-947 8876**

electron user NEWS

Repton 2 collects award

STRATEGIC treasure hunt - cum - jigsaw puzzle Repton 2 from Superior Software - which is available for both the Electron and the BBC Micro - has won the title 1985 BBC Game of the Year.

The award was decided by a poll of readers of Computer Gamer magazine and presented at a ceremony held at the Regents Palace Hotel, London.

Repton 2, which features in a special subscription offer in this month's issue of *Electron User*, beat *Revs* from Acornsoft into second place in a close-run race.

Third was *Knight Lore* from Ultimate.

Disc book

A FREE 70-page handbook describing its disc drive operating system for the Electron has been published by Cumana.

The publication covers detailed technical information, all operating procedures and functions, from data storage through to fitting an additional ROM.

Electron owners can obtain a copy by writing to Cumana Limited, Pines Trading Estate, Broad Street, Guildford, Surrey GU3 3BH.

Interface opens up software range for Electron

A DRAMATIC breakthrough on the Electron front has opened up the machine to "a vast pool" of disc based software currently restricted to the BBC Micro range.

In all several hundred titles are involved, including many of the leading educational programs available in the UK.

All this is due to Advanced Computer Products going into production with an Electron disc interface. Known as the AP4, it will feature 1770DFS as standard running with page at E00.

Priced in the region of £70 - the price has still to be settled - the interface will allow the transfer of files between systems. This includes not only tape to disc but

DFS to ADFS and vice versa.

"One of the main complaints from Electron users has always been the lack of good software around", says John Huddleston of ACP. "Now the AP4 will change all that".

Advanced Computer Products also hopes to launch another major enhancement for the Electron on the heels of the AP4.

To be called the AP5 this combines a 1 MHz bus, user port providing the same I/O as the BBC Micro and a Tube interface.

The Tube will allow

Acorn's second processor to be connected to the Electron, so providing a major boost in speed. It will also create additional memory - some 40k in Basic usable RAM and more than 60k machine code.

Meanwhile ACP has added another new product to its range to supplement the Advanced Disc Toolkit.

The Advanced ROM Manager gives user ability to handle ROMs in ROM filing system.

Priced at £20, it allows users to run their own software from sideways ROM

The mouse is coming!

THE new AP5 interface (see main story) will allow Electron users for the first time to enjoy the advantages of the critically acclaimed AMX Mouse.

Such was the success of the original mouse for the BBC Micro that it sold 10,000 units in the first nine months alone.

Now the opto mechanical device from Advanced Memory Systems will offer Electron users what its manufacturers describe

as "an entirely new approach to computing that makes the keyboard seem almost old fashioned".

The AP5 will also allow the Electron to run AMX Art. This is a computer-aided drawing program utilising on-screen windows, icons, pull-down menus and pointers for producing professional standard drawings or mere doodles that can be saved and printed.

BATTLE OVER MEXICO

SOFTWARE publisher Malcolm Howard is fighting off an attempt to suppress his World Cup football management simulation for the Electron, Mexico '86.

Leading games manufacturer US Gold feels it has sole rights to the title due to a licensing deal with FIFA, the world football ruling body and organisers of the World Cup finals.

Solicitors for US Gold recently wrote to Howard's company, Qual-Soft, stating their objection to the mail order firm's use of the title.

But Qual-Soft has been marketing its Mexico '86 game for nine months, and Howard says he sees no reason to give up the title.

"The official FIFA logo with the words Mexico '86 has been registered but never published, so it is not in force according to our legal advisors", Howard told *Electron User*.

A COMBAT READY PHANTOM II WILL COST YOU £14M

"Well produced and technically good futuristic combat flight simulation featuring some of the best and smoothest 3D graphics I've come across on the Beeb." -

Computer Trade Weekly

RATED 8 OUT OF 10 FOR QUALITY, GRAPHICS, PLAYABILITY & VALUE!



RAF PHANTOM PILOT
FLT. LT. PAUL
COURTNAGE
ON VIDEO
'PHANTOM COMBAT!
'MARVELLOUS ... QUITE
EXCELLENT ... BEST MICRO
FLIGHT SIMULATION I'VE
EVER SEEN ... TOTALLY
CAPTIVATING!!'
In-depth review to follow

More than 'just' a very fast full-flight Simulator 'Phantom Combat' offers the excitement and energy of 1500 mph air to air combat in high resolution 3D colour graphics. This 100% machine code package has been written by a military flight simulator software engineer together with the B.A. captain who wrote the best selling '747' simulator for Doctor Soft.

A SIMULATOR INSIDE A SIMULATOR

In one of the training modes (formation mode: FORM) it is actually possible to fly the Phantom AND control the Enemy aircraft which can be clearly seen flying in 3D outside your fully equipped cockpit. Alternatively, a friend can pilot the aircraft (on separate keys) while you attack.

THE ADVERSARY

Now, at last, enemy aircraft are NOT shown as arcade 'sprites', they are computer drawn, navigated and 'flown' at a smooth 15 Frames per second. The delta outlines reflect Soviet Mig 21 (Fishbed) Su 15 (Flagon) performance. In combat mode (CBAT) they fight back, intelligent and dangerous.

INSIDE

Instrumentation is comprehensive with a wealth of clear and precise displays, featuring both analogue and digital readouts, eq speed in knots as shown on a dial AND digitally, with a separate Mach number display; radar computed target range altitude and bearing shown; target pointer and gunsight; military 'Tacan' navigation (Tactical air navigation) etc.

'OUTSIDE'

External views includes Horizon, other aircraft, a network of ground detail points, separate landing runways and animated 'strobe' approach lighting. NO 'chunky' pixels, all objects are drawn in fine, high resolution coloured lines. The view is recomputed and redrawn 15 times every second.

AIR TO AIR COMBAT

Warning: There are no 'lives' but your single one, your score is zeroed and the program restarted if you are shot down or crash. This motivates you to try and 'bring home' a damaged aircraft. May different forms of damage can occur. Most are survivable, eq a gear up runway landing if smooth enough. If you can't land, use the EJECTION seat and survive.

THE BEST ALTERNATIVE?.. £9.95

PHANTOM COMBAT
Flight Simulator
3rd generation flight software
by Nick Brown and Roger Selby



Available at your Local Dealer, distributed by Microdealer, Leisuresoft, & Centresoft. Also direct from Doctor Soft:



MAIL ORDER
FIRST CLASS BY RETURN,
POST FREE



BBC ELECTRON BBC DISK*

*Add £3 for disk version. Cheques/PO payable to "Doctor Soft Ltd" or state Access No. Overseas: add Airmail at cost.

Name

Address



DOCTOR SOFT
simulations
Doctor Soft Advanced Software

P.O. Box 66 - East Preston - Littlehampton
West Sussex - BN14 2TX

Telephone: (0903) 770044
Accounts: (0903) 776000
Telex: DocSoft 878152 (WCTC)

BBC 32K ELECTRON versions

Electron takes over parish paperwork

MINISTERING unaided to a parish of about 15,000 people near Mansfield, Nottinghamshire, makes every day a busy one for the Rev Robin Walford.

But he has been able to cut the job down to manageable size since he bought an Electron 18 months ago.

Like his colleague down the road in Nottingham, the Rev Leslie Cowley, whose story was carried in last month's *Electron User*, he finds a computer takes a lot of the strain out of parish paperwork.

Priest-in-charge of St Alban the Martyr in the mining community of Forest Town, Mr Walford's conversion to serious computing with the Electron has been a gradual process.

He said: "I discovered the Electron shortly after I arrived in

the parish and bought it with the intention of playing games and with some vague ideas of using it for administration.

"The games quickly palled, but my Electron didn't, and I have gradually developed my usage as well as the equipment over the time.

"In order to cope single handed with my workload I'm required to be very efficient in my administration and ministry, and my Electron plays a big part in this.

"My use of the machine falls into two main areas, word processing and database.

"My use of View is continually growing and what a blessing it is.

"All my correspondence is produced this way and I store on disc all of the standard forms for baptism and marriage, banns certificates,



Rev Robin's Electron takes the strain

deeds of covenant, and application for permission to videotape wedding services.

"I use macro letters to write to, say, all the users of the church hall about some matter, in conjunction with the database to write to bereaved relatives on the anniversary of the death of their loved one, and to send encouraging notes to church members who have fallen by the wayside.

"I also store and reproduce various hand-

outs which I use for courses I run and produce the various rotas for church duties.

"On my database I keep the church electoral roll, bereavement contacts, baptism contacts and names and addresses of those who covenant to our church.

"I have not yet got round to using Viewsheet, but have in mind its application in budgeting, balance sheets and covenants.

"My use of the Electron continually grows".

Aussies like our cricket

RETURNING to its originators like a boomerang is Australian best seller Arnie's Armchair Cricket.

North East software house Tynesoft bought the rights to convert the game for the Electron and retitled it Ian Botham's Test Match.

But the Australians – who did not have their own Electron version – liked the conversion so much they bought the rights to sell it back Down Under.

Tynesoft's version of the cricket simulation game is now on sale in the UK, price £9.95. It is one of its three new releases.

The game has a choice of one or two players and selected number of overs, one day or test match. The user also has a choice of players, their strengths, positions and speed of play or can ask the computer to preselect them.

An Electron conversion of the classic arcade games Jet Set Willy and Rig Attack, are the company's other two releases. They cost £7.95 and £5.95 respectively.

More from Ribbon

BUDGET software specialist Blue Ribbon has added two new programs for the Electron to its range.

The first, Astro Plumber, has the user flying around the screen trying to seal leaks before either the air supply runs out or he is captured by cavern dwellers.

In the second – Diamond Mine II – the user is sent scurrying underground to collect as many of the precious stones as possible.

Both games cost £2.50 on cassette.

LEARNING MATHS THE HAPPY WAY

HAVING fun and learning maths aren't incompatible activities any more thanks to a suite of programs produced by ISMEC – the Independent Schools Microelectronics Program – for the Electron.

Number Games is aimed at primary school pupils and consists of six programs which explain and teach basic maths by providing simple and enjoyable games for children to play.

Boxes, Number Knight, Ladder, Little Blokes, Nimble Knight and Light Up are designed to please the eye and stimulate the youngsters' minds.

For example, in Little Blokes the user is introduced to adding by

moving a figure around a grid system, a process that involves calculating a series of moves.

Price of the cassette, which is transferable to disc and Econet compatible, is £9.95.



One for snooker fans

THE game Electron-owning snooker fans have been waiting for has been released by software house CDS.

Steve Davis Snooker comes with computer play options giving demonstration games and has two particularly novel features.

It is the only snooker game which gives the user the option of making a player who

produces a foul shot resulting in a snooker go again.

And clearly visible on the screen is the score in the current break and the colour selected by the player at table, allowing the game to be left for a period and resumed when convenient.


There are a number of skill levels, three table speeds, and a large

range of power settings make for precise cue control.

You can choose from one player, two players and even no player games. If you ask Steve to play you get a demonstration game which allows you to study his technique and improve your play.

Steve Davis Snooker costs £8.95 on cassette and £12.95 on disc.

Now you can link your Electron to the telephone, here's how to make the most of your new hobby!



No. 1

Special supplement: Guide to Microcomputing on Prestel. Contains hundreds of page numbers covering games, education and business and utility programs for the BBC, Apple, Commodore and Spectrum. Plus hints, tips and reviews of comms products.



No. 2

Special supplement: Guide to Communicating with your Micro. All you want to know about user-to-user communications, protocols, how modems work, an introduction to networking and PSS. Plus a guide to 39 modems listing all their special features.



No. 3

Special supplement: Guide to Bulletin Boards in the UK. An in-depth survey of what bulletin boards offer and what they cost, how to access them, interviews with 12 leading sysops. Plus a complete listing of 39 bulletin boards, pinpointed on a map of the UK.



No. 4

Includes the first Teletext & Viewdata News, highlighting all the latest industrial news. Plus features on financial, legal and educational databases, start of a guide to Knowledge Index, how to work out your phone bill and a survey on portable micros with comms facilities.




No. 5

Special supplement: Guide to Communications Software. A survey of 37 communications software packages for 11 of the most popular micros. Plus advice on viewdata graphics, description of the de facto standard for UK bulletin boards, Xmodem, and online humour from Punch editor Alan Coren.



No. 6

Special supplement: Guide to teletext page design. A leading expert tells how to achieve eye-catching viewdata graphics. Plus all about coin-operated Prestel, setting up educational viewdata systems, using packet radio to cut phone bills, on-line credit reporting.



No. 7

Special supplement: Guide to using electronic mail. A detailed expert introduction to electronic mail's time-saving and cost-cutting features. Plus a challenge to Prestel's monopoly, launch of the BBC's Datacast, interview with a top US hacker, and how Farmlink is branching out.

ORDER FORM

Valid to February 28, 1986

	UK & Eire	Europe	O'seas Airmail	(✓)	£ p
Subscription to the next 12 issues of TeleLink (Commence with issue No. _____)	£12	£20	£35	<input type="checkbox"/> 5001	_____
Tick this box if you would like a free 3 months' subscription to Micronet, worth £10.				<input type="checkbox"/> 5019	FREE
No. 1 (Nov/Dec 1984)	£1.25	£1.75	£2.25	<input type="checkbox"/> 5005	_____
No. 2 (Jan/Feb 1985)	£1.25	£1.75	£2.25	<input type="checkbox"/> 5006	_____
No. 3 (Mar/Apr 1985)	£1.25	£1.75	£2.25	<input type="checkbox"/> 5007	_____
No. 4 (May/June 1985)	£1.25	£1.75	£2.25	<input type="checkbox"/> 5008	_____
No. 5 (July/Aug 1985)	£1.25	£1.75	£2.25	<input type="checkbox"/> 5009	_____
No. 6 (Sept/Oct 1985)	£1.25	£1.75	£2.25	<input type="checkbox"/> 5010	_____
No. 7 (Nov/Dec 1985)	£1.25	£1.75	£2.25	<input type="checkbox"/> 5011	_____
No. 8 (Jan/Feb 1986)	£1.25	£1.75	£2.25	<input type="checkbox"/> 5012	_____
Binder	£3.95	£6.95	£6.95	<input type="checkbox"/> 5017	_____
Total £					_____

Debit my credit card: Cheque enclosed made payable to Database Publications Ltd.

Access _____ Expiry date _____

Visa _____ / _____

Name _____ Signed _____

Address _____


Post to: TeleLink, Database Publications, 68 Chester Road, Hazel Grove, Stockport SK7 5NY.

Phone orders: 061-480 0171
Telecom Gold: Mailbox No. 72:MAG001
Prestel: Key *89. Mailbox No. 614568383

Don't forget to include your credit card number and full address.

Grand Prix

By
STEPHEN MERRIGAN



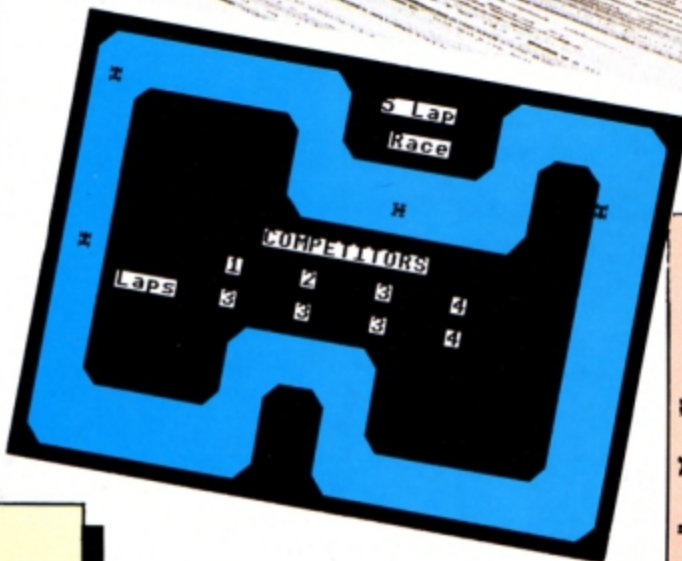
ZIP up your fireproof suit, don your crash helmet and slide into the cockpit of your grand prix racing car. Strap yourself in and prepare for the big race.

It may be a Grand Prix but at times it'll seem more like the dodgems as you battle your way to the front of the pack. Once you're in front, hang on.

If you're first across the line at the finish you move up into the next race class.

There the skill of the competitors increases to match your own so there's always a challenge. You won't find these drivers so easy to beat.

The keys are < to turn anticlockwise and > to turn clockwise. There isn't an accelerator or brake - it's an automatic, you go flat out all the time.



VARIABLES

B%() Stores the track.
A%() Cars' directions.
Q%,W% Your car's coordinates.
q%,w%
a%,s% The other cars' coordinates.
d%,f%


PROCEDURES

var Sets the variables, defines the characters and envelopes.
draw Draws the track.
car1
car2 } Moves the other cars.
car3
raceover Ends the race and moves you up to the next class if you've won.
ins Prints the instructions.
move_man Moves your car.

```

10 REM Grand Prix
20 REM By S.Merrigan
30 REM (c) Electron User
40 ON ERROR GOTO910
50 MODE6:VDU23,1,0;0;0;0
:CLS:PROCins
60 MODE4:DIMX(2,8):DIMB
Z(4):DIMBZ(39,31):PROCCread
70 PROCvar:tiZ=5:XX=5:ZZ
=5:PROCdraw
80 PROCstarter
90 REPEAT:PROCCcar1:PROCC
ar2:PROCCcar3:PROCCmove_man
100 TIME=0:REPEAT UNTIL T
IME>tiZ:IF QZ=qZ AND WZ=wZ
OR QZ=aZ AND WZ=sZ OR QZ=dZ
AND WZ=fZ PROCdelay
110 UNTIL GZ(1)=XZ OR GZ(
4)=XZ
120 TIME=0:REPEAT UNTIL T
IME>200
130 MODE4:PROCCrace_pos
140 IF GZ(1)>GZ(4) MODE4:
PROCCbeaten:GOTO70
150 MODE4:PROCCraceover
160 GOTO80
170 DEF PROCCrace_pos:VDU2

```



Grand Prix listing

From Page 9

```

3,1,0;0;0;19,0,1;0;
100 MOVE0,0:DRAW1279,0:DR
AW1279,1023:DRAW0,1023:DRAW
0,0
190 MOVE476,916:DRAW796,9
16
200 VDU5:MOVE400,950:PRIN
T;"GRAND PRIX":MOVE474,946:
BCOLO,0:PRINT;"GRAND PRIX":
VDU4
210 PRINTTAB(0,5);"1st";T
AB(0,10);"2nd"
220 IF GZ(1)>GZ(4) PRINTT
AB(16,5);"CAR 4";TAB(16,10)
;"BETWEEN CAR 1,2 & YOU"ELS
E PRINTTAB(16,5);"YOU";TAB(
16,10);"CAR 4"
230 PRINTTAB(13,VPOS+5);"
PRESS SPACE";REPEAT UNTIL I
NKEY0=32
240 ENDPROC
250 DEF PROCdelays:FOR LX=
1 TO 5:TIME=0:REPEAT UNTIL
TIME>5:SOUND0,-15,5,1:SOUND
1,-15,LX*5,1:PROCCar1:PROCC
ar2:PROCCar3:VDU31,GZ,WX,(2
29+DIRZ):NEXT:ENDPROC
260 DEF PROCvar
270 VDU23,1,0;PRINT"":C
LS
280 RESTORES20:FOR JX=1TO
0:READA,B:AZ(1,JX)=A:AZ(2,J
X)=B:NEXT
290 VDU23,225,255,255,255
,255,255,255,255,255
300 FORIX=220 TO 255:VDU2
3,IX,0,0,0,0,0,0,0,0:NEXT
310 VDU23,226,255,127,63,
31,15,7,3,1;23,227,255,254,
252,248,240,224,192,128
320 VDU23,228,1,3,7,15,31
,63,127,255;23,229,128,192,
224,240,248,252,254,255
330 VDU23,230,0,119,34,12
6,126,34,119,0;23,231,10,31
,14,95,248,112,248,00
340 VDU23,232,66,126,90,2
4,90,126,90,0;23,233,80,248
,112,250,95,14,31,10
350 VDU23,234,0,238,68,12
6,126,68,238,0;23,235,10,31
,14,95,250,112,248,00
360 VDU23,236,0,90,126,90
,24,90,126,66;23,237,80,248
,112,250,95,14,31,10
370 VDU23,238,0,90,126,90

```

```

,24,90,126,90;23,225,255,25
5,255,255,255,255,255,255
380 ENVELOPE1,1,-4,-2,-1,
1,5,-1,-1,0,0,0,0,0
390 QZ=22:WX=0:DIRZ=5
400 QZ=22:WX=9:AZ=22:WX=7
:DX=22:FX=6
410 VX=1
420 FOR I= 1 TO 4:GX(I)=0
:NEXT
430 ENDPROC
440 DEF PROCread:RESTORE
570:FOR rX=0 TO 26:FOR tX=0
TO 39:READYZ:BX(tX,rX)=VZ:
NEXT:ENDPROC
450 DEF PROCmove_man:DIRZ
=DIRZ-INKEY(-103):IF DIRZ>=
9 DIRZ=1
460 DIRZ=DIRZ+INKEY(-104)
:IF DIRZ<=0 DIRZ=0
470 IF QZ=22 AND WX<15:IF
VZ=1 GX(4)=GX(4)+1:PRINTTA
B(22,15);GX(4):VZ=0
480 IF QZ=22 AND WX>15:VZ
=1
490 VDU31,QZ,WX,32
500 IF BX(QZ+AZ(2,DIRZ),W
X+AZ(1,DIRZ))>WX:WX=WX+AZ(1,
DIRZ):QZ=QZ+AZ(2,DIRZ):ELSE
SOUND1,-15,50,1
510 VDU31,QZ,WX,(229+DIRZ
):ENDPROC
520 DAT0,-1,1,-1,1,0,1,1
,0,1,-1,1,-1,0,-1,-1
530 DEF PROCdraw:VDU19,1,
RND(7);0;0;0
540 FOR rX=0 TO 26:SOUND1
,-15,100+rX*2,1:FORtX=0 TO3
9 STEP2:VDU225-BX(tX,rX),22
5-BX(tX+1,rX):NEXT
550 PRINTTAB(14,11);"COMP
ETITORS";TAB(12,13);"1";TAB
(17,13);"2";TAB(22,13);"3";
TAB(27,13);"4";TAB(20,2);IX
;" Lap";TAB(21,4);"Race";TA
B(5,15);"Laps"
560 ENDPROC
570 DAT0,0,0,0,0,0,0,0,0
,0,0,0,0,0,0,0,0,0,0,0,0
,0,0,0,0,0,0,0,0,0,0,0,0
,0,0,0,0,0,0,0,0,0,0,0,0
,5,5,5,5,5,5,5,4,-1,0,0,0,0
,0,0,0,0,0,0,-2,5,5,5,5,5,5
,5,5,4,-1,0
580 DAT0,6,5,5,5,5,5,5,5
,5,5,5,5,5,5,5,3,0,0,0,0,0
,0,0,0,0,0,0,6,5,5,5,5,5,5
,5,3,3,0,0,7,7,5,5,5,5,5,5,

```

```

5,5,5,5,5,5,3,3,0,0,0,0,0
,0,0,0,0,0,7,7,5,5,5,5,5,3,
3,3,3,0
590 DAT0,7,7,7,-3,0,0,0,0
,0,0,0,0,0,-4,3,11,3,0,0,0
,0,0,0,0,0,0,7,7,7,-3,0,0
,-4,3,3,3,3,0,0,7,7,7,0,0,0
,0,0,0,0,0,0,3,3,3,-1,0
,0,0,0,0,0,0,-2,7,7,7,0,0
,0,0,3,3,3,3,0
600 DAT0,7,7,7,0,0,0,0,0
,0,0,0,0,0,0,3,3,5,5,5,5,5,
9,5,5,5,5,5,7,7,7,0,0,0,0,3
,3,3,3,0,0,7,7,7,0,0,0,0,0
,0,0,0,0,0,3,5,5,5,5,5,5,9
,5,5,5,5,5,5,7,7,0,0,0,0,3,
3,3,3,0
610 DAT0,6,7,7,0,0,0,0,0
,0,0,0,0,0,0,4,5,5,5,5,4,5,
9,5,5,4,5,5,5,5,7,0,0,0,0,3
,3,3,3,0,0,7,7,7,0,0,0,0,0
,0,0,0,0,0,-4,5,6,5,5,5,5,5,
9,6,5,5,5,5,6,5,-3,0,0,0,0,
3,3,3,3,0
620 DAT0,7,7,7,0,0,0,0,0
,0,0,0,0,0,0,0,0,0,0,0,0,0,4
,3,3,3,0,0,7,7,7,0,0,0,0,0
,0,0,0,0,0,0,0,0,0,0,0,0,0
,0,0,0,0,0,0,0,0,0,0,0,3,
3,3,3,0
630 DAT0,7,7,7,0,0,0,0,0
,0,0,0,0,0,0,0,0,0,0,0,0,0,3
,3,11,3,0,0,7,7,7,0,0,0,0,0
,0,0,0,0,0,0,0,0,0,0,0,0,0,3
,3,3,3,0
640 DAT0,7,7,7,0,0,0,0,0
,0,0,0,0,0,0,0,0,0,0,0,0,0,3
,0,0,0,0,0,0,0,0,0,0,0,0,0,3
,3,3,3,0,0,7,7,7,0,0,0,0,0
,0,0,0,0,0,0,0,0,0,0,0,0,0,3
,0,0,0,0,0,0,0,0,0,0,0,0,3,
3,3,3,0
650 DAT0,7,7,7,0,0,0,0,0
,0,0,0,0,0,0,0,0,0,0,0,0,0,3
,0,0,0,0,0,0,0,0,0,0,0,0,0,3
,3,3,3,0,0,7,7,7,0,0,0,0,0
,0,0,0,0,-2,2,1,1,1,1,1,1,1,
-1,0,0,0,0,0,0,0,0,0,0,0,0,
3,3,3,3,0
660 DAT0,7,7,7,0,0,0,0,0
,0,0,0,0,3,3,1,1,1,1,1,1,1,
0,0,0,0,0,0,0,0,0,0,0,0,0,3
,2,3,3,0,0,7,7,7,0,0,0,0,0,0
,0,0,0,0,3,3,3,1,1,1,1,1,7,7
,0,0,0,0,0,0,0,0,0,0,0,0,3,

```

```

3,3,3,0
670 DAT0,7,7,7,0,0,0,0,0
,0,0,0,0,3,11,3,-3,0,0,-4,7
,7,7,0,0,0,0,0,0,0,0,0,0,0
,0,3,3,3,3,0,0,7,7,7,-1,0,0,0
,0,0,0,0,-2,3,3,3,0,0,0,0,0
,7,7,7,0,0,0,0,0,0,0,0,0,0,0
,0,3,3,3,3,0
680 DAT0,7,7,7,1,1,1,1,1
,1,1,1,1,1,3,3,0,0,0,7,7,7,
7,-1,0,0,0,0,0,0,0,0,0,-2
,3,3,3,3,0,0,7,7,1,1,1,1,1,1,
1,1,1,1,1,1,3,0,0,0,0,7,7
,7,1,1,1,1,1,1,1,1,1,1,1,1,1,
1,1,3,3,0
690 DAT0,7,7,7,1,1,1,1,1
,1,1,1,1,1,1,2,0,0,0,0,7,7,7,
1,1,1,1,1,1,2,1,1,1,1,1,1,1,1
,1,1,2,0,0,-4,0,1,1,1,1,1,1,1
,1,1,1,1,1,-3,0,0,0,0,-4,
0,1,1,1,0,1,1,1,1,0,1,1,1,1,
1,1,1,-3,0
700 DAT0,0,0,0,0,0,0,0,0
,0,0,0,0,0,0,0,0,0,0,0,0,0
,0,0,0,0,0,0,0,0,0,0,0,0,0
,0,0,0,0
710 DEF PROCcar1:cX=BX(QZ
,WX):IF cX=9 GX(1)=GX(1)+1:
cX=5:PRINTTAB(27,15);GX(1)
720 VDU31,QZ,WX,32:QZ=QZ+
AZ(2,cX):WX=WX+AZ(1,cX):VDU
31,QZ,WX,229+cX:ENDPROC
730 DEF PROCcar2:IF RND(3
0)=1 ENDPROC
740 cX=BX(aX,sX):IF cX=9
GX(2)=GX(2)+1:cX=5:PRINTTAB
(17,15);GX(2)
750 IFcX=11 cX=RND(2)+2
760 VDU31,aX,sX,32:aX=AZ+
AZ(2,cX):sX=sX+AZ(1,cX):VDU
31,aX,sX,229+cX:ENDPROC
770 DEF PROCcar3:cX=BX(dX
,fX):IF cX=9 GX(3)=GX(3)+1:
cX=5:PRINTTAB(12,15);GX(3)
780 IFcX=11 cX=RND(2)+2
790 VDU31,dX,fX,32:dX=dX+
AZ(2,cX):fX=fX+AZ(1,cX):VDU
31,dX,fX,229+cX:ENDPROC
800 DEF PROCt:TIME=0:REPE
AT UNTIL TIME>3:ENDPROC
810 DEF PROCraceover
820 VDU23,1,0;0;0;0;:FX1
5
830 tiZ=tiX-1:IF tiX<0 ti
X=0
840 IX=IX+RND(2):IF IX>10
IX=10
850 ZX=ZX+1:IF ZX=10 ZX=X

```

```

X-RND(3)
860 PRINTTAB(2,0);"You Ha
ve been promoted to FORMULA
";tiX+1;"racing,";TAB(0,2)
;
870 FOR I=29 TO1STEP-1:PR
OCT:VDU11:SOUND0,1,30,1:SOU
ND1,-15,I*3,1:NEXT:SOUND1,1
,30,10
880 PRINTTAB(15,31);"PRES
S SPACE":FOR I=1TO15:PROCT:
VDU10:SOUND0,1,30,1:SOUND1,
-15,I*3,1:NEXT
890 REPEAT UNTIL INKEY=3
2
900 PROCvar:PROCdraw:ENDP
ROC
910 MODE6:VDU7:REPORT:PRI
NT;" at line ";ERL:END
920 DEF PROCbeaten
930 PRINTTAB(0,0);"We are
sorry to inform you that y
ou""have not qualified for
formula ";tiX+1;"racing."

```

```

940 FOR I=30TO1STEP-1:PRO
CT:VDU11:SOUND0,1,30,1:SOU
ND1,-15,I*3,1:NEXT:SOUND1,1,
30,10
950 PRINTTAB(15,31);"PRES
S SPACE":FOR I=1TO15:PROCT:
VDU10:SOUND0,1,30,1:SOUND1,
-15,I*3,1:NEXT
960 REPEAT UNTIL GET$=""
970 ENDPROC
980 DEF PROCstarter
990 SOUND1,1,200,0:PRINTT
AB(20,6);"READY":K=INKEY(50
):SOUND1,1,150,0
1000 PRINTTAB(20,6);"STEAD
Y":K=INKEY(50):SOUND1,1,100
,6
1010 PRINTTAB(20,6);" 60
":K=INKEY(50):SOUND1,1,50,
4:K=INKEY(60)
1020 ENDPROC
1030 DEF PROCins:PRINT:VDU
19,1,0;0;0;0;
1040 A$="" PRESS ";B$=""

```

```

SPACE ";IX=0
1050 PRINTSPC(14);"INSTRUC
TIONS"SPC(14);"*****
""
1060 PRINT" You are a form
ula six racing driver""st
riving to improve to bec
ome a""formula 1 driver.
"
1070 PRINT"On the grid you
are car number three""wat
ch out for car 4 as he is u
sually""the ace driver in
the race."
1080 PRINT"If you win a ra
ce you get promotion.""On
losing a race you are re
turned""to formula six."
1090 PRINT" Crashing into
other cars causes you""to
have to wait for a short sp
ell to""have your car repa
ired."
1100 PRINT'SPC(13);"Your
Keys Are""SPC(7);"> - revo

```

```

lve clockwise"SPC(7);"< -
revolve anti-clockwise"
1110 VDU20:COLOUR0:COLOUR1
29
1120 REPEAT:IX=IX+1:IF IX=
10 IX=0
1130 TIME=0:REPEAT UNTIL T
IME>10
1140 IF IX=2 SOUND1,1,50,0
:TIME=0:REPEAT UNTIL TIME>0
0
1150 SOUND1,1,IX*RND(3),1
1160 PRINTTAB(21,22);RIGHT
$(B$,9-IX);LEFT$(B$,IX)
1170 PRINTTAB(12,22);RIGHT
$(A$,IX);LEFT$(A$,9-IX)
1180 UNTIL INKEY=32
1190 ENDPROC

```

This listing is included in this month's cassette tape offer. See order form on Page 61.

EPIC ADVENTURES...EPIC ADVENTURES...EPIC ADVENTURES...EPIC ADVENTURES...EPIC ADVENTURES



No true adventurer should be without them

Electron User October 1985.

All Epic Adventures contain the following features:

- Written in machine code to give fast response
- At least 220 fully described locations
- Commands can be entered as full sentences
- Fast game-save on tape
- Large vocabulary
- Lots of objects, treasures and puzzles to solve

The Wheel of Fortune has many additional features including an advanced command interpreter which accepts multi-statement sentences and also allows you to talk to the intelligent characters in the game.

The Wheel of Fortune

VOTED THE TOP ADVENTURE BY ELECTRON USER READERS

You are transported to a fantasy world of magic and mystery. As you wander this mystical land you encounter some strange people. They may help you to find valuable treasures but don't upset them or you may not live to find the Wheel of Fortune and return to civilisation.

THE QUEST FOR THE HOLY GRAIL: To become a Knight of the Round Table, you must find the Holy Grail and return it to Camelot. Sounds simple, but you will have to face the deadly Black Knight, befriend the beautiful maiden, summon the mystical monk and solve a host of other problems to complete your quest.

CASTLE FRANKENSTEIN: The Frankenstein monster is terrorising the villagers. You have been elected to seek out and destroy him, but where do you start? Perhaps the graveyard holds some clues, or the deserted shack? Once you enter Frankenstein's castle, your adventure has only just begun...

THE KINGDOM OF KLEIN: The Wicked Witch of the Mountain has stolen the magic Klein Bottle from the palace. She has sworn to put a hideous curse on whoever tries to recover it. Can you discover the mystical properties of the Bottle and destroy the witch? Can you then escape from her domain alive?

ORDER FORM

	PRICE	Qty	Help Sheet Tick Box
The Wheel of Fortune	£8.95		
Castle Frankenstein	£6.95		
The Quest for the Holy Grail	£6.95		
The Kingdom of Klein	£6.95		

Please add 50p for Postage & Packing

I ENCLOSE CHEQUE/P.O. TO THE VALUE OF (Payable to 'Epic Software')

To: Epic Software, 10 Gladstone St., Kibworth Beauchamp, Leicester LE8 0HL

NAME _____

ADDRESS _____

AVAILABLE ON CASSETTE FOR THE ACORN ELECTRON

ALL ORDERS DEPARTED WITHIN 24 HOURS

Send letter if you don't want to cut magazine.

EPIC ADVENTURES - TOP QUALITY ADVENTURES FOR THE ACORN ELECTRON

NEWSLETTER

WORD WINGS DOWN FROM WICK

CAITHNESS Glass, the company that made the Mastermind presentation bowl and many other famous engraved glass trophies, is using MicroLink for a pilot project which may eventually lead to a network linking it with its UK sales reps, agents and concession shops.

Famous all over the world for its collectors' paperweights and glass-and-silver jewellery, the firm has a greater need than most for reliable, high speed communications.

Situated in Wick, just about as far north as you can get in mainland Scotland, the company has factories in Perth and Oban, its sales office in Stoke-on-Trent, and reps, agents and retail outlets all over the UK.

"Considering the shortcomings of the postal system it would be ideal for everyone to have their own mailbox on a closed MicroLink network to facilitate ordering, financial accounting and stock control", said accounts and systems manager Homer Lindsay.

"It might even be possible to open up a section for micro owners among the 11,000 people around the world who are registered collectors of our paperweights so they can go on-line for the latest news about our products".

YOUR chance to join MicroLink - Page 39

The password is...

WHEN someone joins MicroLink they are issued with their personal mailbox number and a unique password.

This is usually a six letter word - six is the minimum number of letters the system will accept - and the subscriber is, of course, free to change the password as often as required.

Human nature being what it is, do subscribers often lose or forget their passwords?

Says system manager Colin Rogerson: "Not very often now that MicroLink is well established. But in the early days we averaged one such

case a week.

"However the problem is easily overcome. After taking the most stringent steps to establish the subscriber's credentials we refer them to the original password they were allocated, which is kept on permanent file at MicroLink's head office, and reissue it to their mailbox.

"But it does point up the fact that subscribers should always be careful to keep a record of whatever password they are using at the moment - although not in too obvious a place - just in case they suffer a lapse of memory".

Hold that train...

THE train now standing at Platform 4 can be caught courtesy of MicroLink, making subscribers rail journeys simple to organise from home or office.

If they hold a Visa, Access, American Express or Travel Key credit card they can book British Rail tickets, seat and sleeper reservations using MicroLink's new telebooking service.

Seats can be reserved at an extra cost of £1 - or £2 on Pullman services - and the charge for sleeper accommodation is £15 a berth.

MicroLink even helps subscribers choose their trains by carrying constantly updated British Rail timetables, together with fares between London and 20 major cities throughout England, Scotland and Wales.

Log on to the Flying Pig

LONDON subscriber Adrian Mars is using MicroLink to operate what he claims is the world's cheapest, completely independent, professional computer consultancy service ever.

He's even calling his organisation Flying Pig Services as an indication that he believes just about anything is possible with the help of MicroLink.

Flying Pig will help both home and business micro users choose their hardware, peripherals and software and also solve technical problems.

For £5.40 clients receive via MicroLink one or more versions of a comprehensive questionnaire relating to their specific area of interest.

The completed form will be assessed by Flying Pig consultants who, says Mars, will promptly offer "an unbiased reply that could well save lots of money". The client is also entitled to 15 minutes consultancy over the phone.

LINK OVERCOMES HANDICAPS

MICROLINK has been chosen as the electronic medium for an innovative scheme to introduce disabled people to the world of telecomputing.

Over the next few months the Central Remedial Clinic in Dublin will operate a pilot project involving half a dozen or so people of normal intelligence but who have physical handicaps ranging from slight motor impairment to the inability to move or speak coherently.

The project is thought to be unique in that, as well as using MicroLink's electronic mail facility, it will also embrace speech synthesis and speech recognition technology in helping the disabled to communicate with the outside world.

Microelectronic resources manager Bob Allen said: "We hope that their increased ability to communicate will lead to fuller lives. I won't guarantee them a job, but at least it will give them a fighting chance in the marketplace".

Interestingly, the disabled people involved in the project aren't thrilled at the prospect of telecomputing from home.

"At first we took the traditional view that this would mean independence for them", said Allen, "but they told us it would remove the social dimension from their lives and tend to isolate them.

"So we have compromised and will arrange for them to attend centres where there is a human element combined with the working environment".

Software Surgery

THE COLUMN THAT TAKES A LOOK INSIDE THE LATEST RELEASES

Kissin' Cousins
English Software Co.

THIS is a good old fashioned arcade game containing the two vital ingredients for success – it's addictive and it's fun.

The aim of the game seems to be to navigate the male cousin past all manner of hazards until he meets his female counterpart.

It all looks very simple. You move the little chap straight across the screen on a road, jumping him over the odd bush and post box.

The quality of the background graphics is so good that you may find your mind wandering from the task in hand.

Another problem is the severe shortage of time. You lose a life if you don't cross the

Having fun with the relatives

screen quickly enough. Not only that, you are being bombed as well.

It won't be long before you manage screen 1 with confidence and can then tackle the moving caterpillars on screen 2. Success here leads you on to the bouncing kangaroos, and by shooting these defenceless beasts you can obtain bonus points.

By now the road has led to the wooded countryside, and you encounter bats and moving mushrooms. These are pretty taxing, and avoiding them requires a lot of practice.

Screen 6 brings you to

some rather cute frogs, but also to a long, dissolving bridge. This one defeats me, so I don't know what happens next.

I have two criticisms. Firstly, a multi-screen game like this should give you the option of starting with any screen.

Secondly, the game lacks a high score table, merely keeping a record of the highest score.

Those points apart though, this is an entertaining family game. The graphics and the animation are of a superb standard and the sound is



adequate.

An extra bonus is that the tape contains both BBC and Electron versions of the game. (Make sure you load the right one.)

Recommended for arcade addicts of all ages.

Rog Frost

Helpful Mr Men

Word Games with the Mr Men
Mirrorsoft

THIS follows in the same promising steps as the earlier Mr Men programs from Mirrorsoft. Now the number of little characters is reduced to four, but the graphics execution is greatly improved.

Mr Noisy's Word Game features Mr Funny and Mr Silly as well as Mr Noisy, and the intention of the series of activities is to practise opposites and comparatives.

Any of the nine activities can be selected from the menu, and these include options in which the child can conjure up on the screen any of the characters in any given dimensions, so a tall Mr Noisy can stand beside a wide Mr Silly.

The young children I tried this with obviously enjoyed these activities, yet a great amount of vocabulary was



being used, orally and in reading and typing at the keyboard. There is a screen dump facility included.

My favourite program, and that of many of my fellow players, was Read with Mr Bounce.

Again there is a menu with just five choices and this time the intention is to encourage practice in reading through the repetition of a number of phrases.

All in all, a fine program with a very real educational purpose, yet an equally high enjoyment factor. I highly recommend it.

Phil Tayler

The first steps

Make Sam Smile
Garland Educational Software

THREE separate packages, Counting, Word Matching and Spelling are designed to help with the first steps in learning to read and count.

Each is divided into three or four sections with activities relating to the growing skills of the children using them. All have superb graphics and a most appealing format.

Number recognition, learning to count and an introduction to simple addition are all included in the activities of the first package, Counting.

As with the others in the series this program features Sam, a friendly little chap who's very sad, but easily pleased by getting the right answers to his questions.

There are four games in the counting program. The first two require you to match numerals with a number of



objects. In Game 1 a random number of croaking frogs, wriggling worms, skipping girls or barking dogs is displayed. I've discovered 18 different shapes so far.

The numeral cycles through from 1 to 10. If the number matches then Return should be pressed, if not, the Spacebar should be used.

Game 2 is similar except the numeral stays constant but the number of objects cycles through from 1 to 10.

Games 3 and 4 display two sets of different objects, and

From Page 13

the total number has to be matched with the numeral. This activity is a simple introduction to the concept of counting.

It is most important that these programs are carefully introduced to a child by an adult. The various aspects of each game are not really apparent from the screen display and the child needs to be shown what to do.

Changing from one activity to another is achieved by pressing a function key but there is no prompt on the screen to tell you when to do that.

I turned to the Word Matching program next. It has been designed to encourage the child who's just beginning to read. Objects are displayed on the screen and they have to be matched with the correct word. Again, this program only requires the use of the Spacebar to reject a word, and Return to indicate the correct answer.

The character Sam enters the screen and draws an empty box and a familiar object with the word for the object above it.

In Game 1 words are placed randomly in the box until the correct match is obtained – the

child is matching word to word.

Game 2 requires the child to remember an object word that is flashed on to the screen and match it correctly as the words are shown in turn.

Game 3 is the same but no dots are displayed after the object word leaves the screen. In all three, incorrect responses cause successive letters of the answer to appear.

The vocabulary is restricted but although the number of words is limited the quality of graphics is very high.

An interesting feature is a caterpillar that crawls along the bottom of the screen. Each correct response causes it to crawl a little further until it reaches a leaf, then a butterfly emerges and flutters back across the screen. That piece of graphics is a real credit to the program.

Finally I tried out the Spelling package. This could not be introduced to a child until the rudiments of word recognition have been mastered. The vocabulary is a subset of the Word Matching program and so forms a good follow up exercise.

However, spelling is a far higher level activity than the word matching exercises and care should be taken that the child is ready for this type of work. **John Woollard**

It's a long slog to Hell

Stairway To Hell Software Invasion

BY far the biggest game I've yet seen for the Electron, Stairway To Hell is basically a graphics action game. But it has been produced on such a scale that it takes on the aura of an adventure program.

It is actually four linked programs – the first three consist of four separate screens each, and the last of these three, making a total of 15 screens, each of which is nearly a game in itself.

The object is to guide your explorer on his journey to the centre of the Earth through the various hazards to the last screen – an audience with the Devil.

I haven't seen this final screen yet, but the preceding 14 constitute a bewildering variety of detailed graphics and excellent animation.

Each is a variation on a familiar theme – climbing over obstacles, up and down ladders, jumping holes or moving hazards and collecting objects

for points.

Variation is the key word here, and I can't think of a possibility which has not been covered in some way in one or another of the locations.

Moving is by the usual keys (Z, X, * and ?) and Return for a jump. Each section of the game has some short instructions, informing you of the environments, how to score points and bonus marks, and what to look out for.

Part 1 takes you down into the subterranean world through mines, the pump room and the grotto, each with its own brand of hazard such as rock falls, trolleys and rats.

From here you move into the realms of ice and snow, which gradually thaws to become a sub-tropical forest with mutant plants.

The temperature rises still further in part three, where snakes abound in the jungle, crocodiles in the swamp, and mosquitos in the mangroves.

Should you survive the desert and the entrance to Hell, fire and brimstone are everywhere as your explorer avoids falling lava and jumps flaming pits.

I'd really love to know what the audience with the Devil is like! The instructions do have the strange observation "Is this your journey's end?", so perhaps Software Invasion are keeping something up their sleeves.

My favourite screen is the Grotto, featuring invisible tunnels which you can only enter when approaching from the correct direction. Walking happily along you suddenly find yourself on a different level!

Along the way the very skilful will have accumulated enough points and information to enable them to solve the final screen, and in doing so stand a chance of winning one of the prizes being offered – the first worth £750.

Sound, however, is only adequate but to be fair this is not surprising when you consider how much has been packed in.

Stairway To Hell has all the

Strategy on the lawn

IF you fancy a peaceful job like mowing a lawn, then this program is designed to put you off. Mind you, the rewards are quite high, with more than £1,000 – in points – to be earned by the keen and careful operator.

Your garden is, presumably, right next to Taunton Cricket Ground with Ian Botham in full flow. Quite an amazing number of cricket balls join the elastic bands and other debris lying about.

Any contact with these harmless looking bits and pieces means a new mower is required and you've only got three. A further problem is that your mower gets ruined if you venture on to grass that's already cut!

The biggest danger to life and limb is the rival mower.

Maniac Mower Kansas

This little beast is hell-bent on colliding with you, or on making you bump into the garden walls or one of the nasty objects. You can do the same and try to trap the maniac mower for additional points.

To complete the misery a karate expert is practising in the garden and he is very keen to give you the chop.

This game ought to be fun to play but it is too slow for real arcade action. There is a lot of strategy involved in keeping your mower going and trapping your rival, and the game is enjoyable at that level. But one bad feature is that the chosen

colours are awful, producing moving diagonal lines on black and white or colour TVs. Needless to say, all is well if you have a monitor.

As seems to be usual with Kansas games the instructions are excellent and a model for other software houses to copy. A feature of the program which I like is that it is written in Basic and listable, which means you can modify it to your heart's content. I'd also recommend the game to BBC Micro owners where the speed of action is good.

Arcade addicts will unfortunately find this game a disappointment, but if you prefer a slow action strategy problem and enjoy tinkering with programs then why not consider Maniac Mower?

Rog Frost

hallmarks of a very classy production. If you enjoy this sort of game, you'll love this one, and like all good adventures it will take a lot of time and perseverance to complete.

One final point. This cassette is one of an increasing number with the Electron version on one side and the BBC Micro version on the other. The result is that many shops are now stocking Electron games where previously they only carried those for the BBC Micro. Manufacturers save on production costs as one tape is cheaper to produce than two, and of course more Electron programs in the shops means more tapes sold.

This has to be good for the industry in general and Electron users in particular, and I would like to see this practice adopted by all software houses whenever it is practical.

Nick Rhodes



**Not much
down the
mine**

Diamond Mine
Blue Ribbon Software

AT just £2.50, this program is aimed quite definitely at the "pocket money" market.

However the low cost is well matched by a low interest level, little originality and little in the way of addiction.

It's not that the program is particularly bad, but just that I cannot really find very much to get enthusiastic about.

Imagine a mine - which is

essentially a vertical maze - and at the top is the beginning of a pipeline.

You must guide the pipeline down through the mine in search of diamonds. There are a number of rather cute bugs which have a disconcerting habit of eating the pipeline, and these must obviously be avoided using the usual Z,X,* combination of keys.

The walls of the mine must also be negotiated, or else a length of pipeline is lost.

Having said that, there is remarkably little to add. It is not a particularly easy game to play, although naturally success comes with practice.

Sadly, I found that boredom also set in, although the game might keep some younger players interested for a few hours.

The Electron has been around a long time now, and the level of much other software makes this particular program look rather poor in comparison.

Pat Hillery

**Packin'
a lot in**

Mexico '86
Qualsoft

HAVING played a variety of football management simulations, I eagerly loaded the first of these twin cassettes, which deals with the qualifying stages.

Actually it also includes a couple of European friendlies and the South American tour, which give ample opportunity to review your strengths and weaknesses. It also gave me the ideal opportunity to do the same to Qualsoft's program.

In some respects I was a little disappointed, for I began at the easiest skill level where the results seemed just too random and often incredible.

The sound effects are not particularly exciting, but these can be turned off. The most disappointing aspect was when I actually managed to reach the final where England beat Italy, but there wasn't a cup in sight - merely a one word message of congratulations!

The graphics, however, do give the impression of a

football match, with 22 little match men rushing up and down the pitch with great effort, although poor skill. This is, naturally, computer-controlled so you can just watch the action for a minute or so.

At the higher skill levels the whole idea becomes far more interesting, with the players' strengths and weaknesses taken into far greater account. Great skill is needed, as I found it very easy to lose many a critical game.

However when the England team does eventually qualify it is necessary to save the data on to a blank cassette, which can then be reloaded into the second part, that dealing with the finals in Mexico.

Once there a squad of 20 is

selected from the players so far used. Yes, there is an option to add extra players, so you too can play for your country! The stages here are really very authentic, but when you've won the cup once I would strongly suggest that you try at a more competitive level in order to capture the real challenge the program offers.

Sadly, although the qualifying cassette can obviously be reused there is no save facility elsewhere, and the whole program is a bit monotonous at one sitting. Still, it is a credit to Qualsoft to see just how complex an idea can be programmed into the Electron.

Phil Taylor

All singing, all dancing science

The Mole Concept
BBC Soft

THIS package in the Secondary Science series breaks new ground by being in the format of "computer synchronised audio".

This means that a tape commentary - spoken by Fred Harris - is played while the software runs. The two are kept in step by the simple method of pressing a key when Fred tells you to.

The programs are disc based only. In fact the drive is kept very busy throughout the presentation which lasts about half an hour. During that time, you will be stunned by the beautiful graphics that your computer can produce, seemingly instantly.

The package aims to teach or reinforce the chemist's rather specialised concept of a mole. To him it is a unit of measurement, not a furry animal. This is achieved by tutorial sessions followed by questions.

When used with pupils aged 15 and 16 there seems to be a good balance between teaching and questioning and the novel presentation of the information encourages them to solve the problems.

If any pupil finds questions difficult then a worked answer is given on screen.

The topic is covered thoroughly during the presen-

tation, with domestic and industrial applications brought in.

In fact, long after Fred Harris has finished talking you can still be carrying out titration simulations and working out the molarity of solutions.

The accompanying booklet implies that this software should be used by individual students. Many schools would not be able to afford the computer time for this, but in fact the software works well with groups of pupils.

However it is used, there can be little doubt that students on O level or CSE chemistry courses will benefit from this software.

These pupils enjoy the novel format, the interesting voice and a touch of humour, not to mention the really lovely graphics. The learning they achieve is almost a side issue, but in fact a lot of knowledge sinks in.


This is a program that chemistry teachers really should find time for. It is a positive aid for pupils in coming to terms with this difficult idea.

Rog Frost

WORN OUT with
wordprocessing?
DEPRESSED with
databases?
OPPRESSED with
machine code?

Then you need...

(It's the perfect antidote to
microcomputer malaise!)



Volume 1 contains:

Jam Butty

Machine code simulation of high drama on a building site

Golf

Play a round by yourself, or play against your pals.

Haunted House

Fight against all the odds to get out alive.

Space Hike

Another classic. Help the spacemen avoid marauding monsters.

Park's Peril

Help Parky through an invisible maze, racing against time.

Rally Driver

All the thrills of high-speed driving, with none of the risks.

Alphaswap

Your letters are in a twist. Can you put them in order?

Knockout

Fast and furious action as you batter down a brick wall.

Money Maze

Avoid ghosts and collect coins in an all-action arcade classic.

Lunar Lander

The traditional computer game specially written for the Electron.

Volume 2 contains:

Atom Smash

Machine code thrills as you help to save the world from destruction.

Bunny Blitz

Go egg collecting, but keep away from the proliferating rabbits.

Castles of Sand

Build castles - but beware the rising tide and hungry sandworms.

Reaction Timer

Test your reactions with this traffic lights simulation.

Solitaire

The Electron version of the age-old game of logic and patience.

Jumper

Jump for your life in this exciting arcade action game.

Break free

Test your wits and reflexes in this popular classic ball game.

Code Breaker

Crack the code in a colourful if frustrating brainteaser.

Parachute

Save the plunging sky divers from a watery end.

Star Fighter

Attack the bandit ships in this fast-moving 3D punch-up.

**ONLY
£5.95
each**

TO ORDER, PLEASE USE THE FORM ON PAGE 61

OXO



**demands
high
strategy
and low
cunning**

1. BILL

4

2. MARY

6

	A	B	C	D	E	F	G	H	I	J	
0	:	:	:	:	:	:	:	:	:	X	0
1	:	X	:	:	X	X	0	:	X	:	1
2	:	0	X	0	X	X	:	X	X	:	2
3	:	0	:	:	0	X	0	:	0	X	3
4	:	:	X	0	X	X	X	:	:	:	4
5	0	X	0	0	0	X	0	:	:	:	5
6	:	:	X	:	:	:	:	:	:	:	6
7	:	:	:	0	X	0	:	:	:	:	7
8	:	:	:	:	X	X	:	:	X	:	8
9	:	:	:	:	X	X	:	:	:	:	9

2. MARY goes now . . .

OXO is a game of strategy between two players. Each opponent takes it in turn to place either an X or an O on the 10 by 10 grid.

The object is to make as many combinations of the word OXO as possible.

The game ends when all the places are filled or when a

player resigns. The motivation I had for writing this program came from my class at school. All credit for the ideas, layout of

By JOHN WOOLLARD

advantage or disadvantage, but it does mean that a mistake in the early part of the game may be fatal.

The computer selects which player goes first and his or her name is displayed at the bottom of the screen.

A character is placed on the grid by typing the coordinate of the required position as a letter followed by a number.

The character X or O is then pressed. Delete can be used at any time if you make a mistake.

When you're sure that the entry is correct press Return.

The game continues until, after 100 moves, the grid is full. The winner is then declared.

It is possible to resign by pressing the Escape key.

This game has been written to a structured format to help with debugging and to allow changes to be made more easily.

Lines 10 to 490 contain the main sequence of events.

From this section of the listing all the procedures and functions are called. These are contained in lines 500 onward.

the screen, design of the grid and colour combination must go to the pupils of 3R2 at Broom Field School.

The program can be loaded and run on an ordinary Electron.

However if it is to be used with a disc drive the value of PAGE must be lowered to &E00.

The program requires a lot of memory to store all the grid values and to accommodate the high resolution graphics mode. The ADFS reduces the micro's memory.

When you run the program the first prompt to be displayed is Sound? Tapping Y within 10 seconds will give full sound cues throughout the game.

The names of the two players are then entered. Only 11 characters are allowed for each name.

The prompt Auto start? then appears. If Y is pressed the Electron will randomly place up to 20 crosses on the grid at the start of the game.

We have found that this speeds up the start and makes it more interesting. It does not give the first player any

PROCEDURES

- autoplay** Puts randomly selected Xs on the grid at the start of autoplay.
- cube** Draws a cube.
- display** Draws grid, cube and scorepad.
- endmessage** States the winner.
- gamesetup** Clears grid before the start of play.
- get(low%,high%)** Waits until a key is pressed in the range defined by the parameters. VDU7 if out-of-range key is pressed.
- initiate** Dimension variables for such things as the grid, sets up double height routine, reads data.
- input** A double height utility input.
- oxo1, oxo2** Analyses grid for a winning combination of O-X-O.
- play** Displays the prompt and receives player's move.
- print(x%,y%,a\$)** Prints a\$ out at TAB(x%,y%) in double height.
- printsetup** Contains the machine code assembly for the double height print routine.
- score** Uses FNoxo1 and FNoxo2 to calculate score.
- tune** Plays a five note sequence.

Full listing starts on Page 18

From Page 17

```

10REM A game of strategy
20REM By W.J.Woollard
30REM Class 3R2
40REM Broom Field School
50REM Leigh Park, HAVANT
60REM (c) Electron User
70REM
80gameword$="OXO"
90*KEY10OLD:MRUN:IM
100MODE1
110VDU23,1;0;0;0;0
120COLOUR129:COLOUR2:CLS
130PROCinitiate
140PROCprint(10,7,"A game
of strategy")
150COLOUR3:VDU19,3,11,0,0
,0
160PROCcube(150,460,660)
170COLOUR0
180PROCprint(10,27,"Sound
?")
190*FX15
200*FX210,1
210IFINKEY(999)=89THEN*FX
210
    
```

```

220PROCtune
230PROCprint(10,10,"Name
1: ")
240names$(1)="1."+FNinput
250PROCtune
260PROCprint(10,21,"Name
2: ")
270names$(2)="2."+FNinput
280PROCtune
290PROCgamesetup
300PROCprint(10,27,"Auto
start ?")
310autoX=0:IFINKEY(999)=8
9THENautoX=1
320PROCdisplay
330IFautoXTHENPROCautopl
y
340COLOUR1:COLOUR128
350ONERRORPROCendmessage:
RUN
360goX=0
370playerX=RND(2)
380REPEAT
390playerX=playerXMOD2+1
400REPEAT
410goX=goX+1
420COLOUR3:COLOUR128
    
```

```

430PROCplay
440COLOUR2:COLOUR129
450PROCscore
460UNTILgoX=100ORscoreX=0
470UNTILgoX=100
480PROCendmessage
490RUN
500DEFPROCautoplay
510COLOUR2
520FORkX=1TO20
530lX=RND(10)+1:nX=RND(10
)+1
540PROCprint(lX*2+8,nX*2+
3,CHR$(s2X))
550gridX(lX,nX)=s2X
560NEXT
570ENDPROC
580DEFPROCcube(lenX,xposX
,yposX)
590MOVExposX,yposX
600PLOT2,0,-lenX:PLOT2,1e
nX,0
610PLOT2,0,1enX:PLOT2,-1e
nX,0
620PLOT2,1enXDIV2,1enXDIV
4:PLOT2,1enX,0
630PLOT2,-1enXDIV2,-1enX
    
```

```

IV4
640PLOT0,1enXDIV2,1enXDIV
4
650PLOT2,0,-1enX:PLOT2,-1
enXDIV2,-1enXDIV4
660PLOT0,-1enX+24,1enXDIV
2
670VDU5,79,88,79,4
680ENDPROC
690DEFPROCdisplay
700LOCALc1X,c2X
710CLS
720PROCcube(150,80,935)
730FORc1X=1TO10
740PROCprint(c1X*2+10,4,C
HR$(64+c1X))
750FORc2X=2TO11
760PROCprint(c1X*2+10,c2X
*2+3,CHR$(gridX(c1X,c2X)))
770NEXT
780NEXT
790FORc2X=1TO10
800PROCprint(9,c2X*2+5,CH
R$(47+c2X))
810PROCprint(33,c2X*2+5,C
HR$(47+c2X))
820NEXT
    
```

QUAL-SOFT

THOUGHTWARE

Sports simulations

"A real challenge to the thinking football fan... Bobby Robson could do worse than have a crack at this in his preparation for the World Cup".

AMSTRAD ACTION
REVIEW Jan '86

QUAL-SOFT COMMENT: At last an INTELLIGENT management game for the knowledgeable soccer enthusiast!

TAPE 1
QUALIFIERS

MEXICO '86*

TAPE 2
FINALS

A WORLD CUP MANAGEMENT SIMULATION

Summer 1984 and English International football is at its lowest ebb. We have failed to qualify for the European Nations Cup, and had a string of very poor International results. In a few months we will set out on the '86 World Cup qualifying trail. You have been given the most important job of restoring English pride in their football. You have a match in Paris, the USSR at Wembley, and a South American tour, to assemble a team, first to qualify, and then to beat the world's best in Mexico.

TAPE 1 (Qualifiers)

- * Current squad of 16 players + 20 user defined players.
- * Friendlies in Paris, at Wembley + South American tour.
- * ANY team formation you choose. 2 from 5 substitutes.
- * In match tactics: any no. of individual player adjustments.
- * Your qualification group: full results and table.

TAPE 2 (Finals)

- * Choose a 20 man squad to take to the finals.
- * Group of 4 prelims. 16 to final knockout comp.
- * Extra Time, PENALTY SHOOT-OUTS, where relevant.
- * Formation and strength information on opposition.
- * 2 from 9 substitutes (the FA tells us so).

ENGLAND'S GAMES: FULL PITCH, 22 MAN, 3D GRAPHICS & SOUND EFFECTS

QUAL-SOFT comments: With 5 levels of play, 12 depths of sophistication, and "fun" graphics, this game can be enjoyed by an 8 year old youngster as a "fun" game, and by the most sophisticated as a tactical/strategy challenge of the highest order.

PACKAGE: Tape 1 plus Tape 2 plus 20 Page Manual in "Video Cassette" style pack. Only £9.95 (57K RAM usage. Some would call this a MEGAGAME. YES IT WILL RUN ON YOUR 32k ELECTRON.

QUALSOFT GUARANTEE: Sent by 1ST CLASS POST on day of the order with P.O.. Cheque, Access payment is received. Telephone Access orders accepted.

* The use of the name MEXICO '86 does not imply any association with FIFA

QUAL-SOFT,
Dept. EU
18 Hazelmere Rd.,
Stevenage, Herts SG2 8RX.

Tel: 0438
721936

Please supply:
MEXICO '86
Electron
BBC 'B'

Name:
Address:
.....
Access No. (if applicable)

```

830names$(1)=LEFT$(names$(1),8)
840names$(2)=LEFT$(names$(2),8)
850PROCprint(0,10,names$(1))
860PROCprint(0,17,names$(2))
870ENDPROC
880DEFPROCendmessage: endmessage$=STRING$(35," ")
890PROCtune
900COLOUR1
910PROCprint(0,29,endmessage$)
920IFscore%(1)=score%(2) THENendmessage$="This is a draw!"
930IFscore%(1)>score%(2) THENendmessage$=names$(1)+" is the winner!"
940IFscore%(1)<score%(2) THENendmessage$=names$(2)+" is the winner!"
950PROCprint(0,29,endmessage$)
960*FX21
970i%=INKEY(999)
980ENDPROC
990DEFPROCgamesetup
1000FORc1%=0TO13
1010FORc2%=0TO13
1020grid%(c1%,c2%)=46
1030NEXT: NEXT
1040score%(1)=0: score%(2)=0
1050ENDPROC
1060DEFFNget(low%,high%)
1070LOCALget%
1080IFlow%>high% THENget%=1
ow%: low%=high%: high%=get%
1090REPEATget%=GET
1100IFget%<(low%ORget%)>high% THENVDU7
1110UNTIL(get%=low%) AND (get%<=high%)
1120=get%
1130DEFPROCinitiate
1140s1%=ASC(gameword$)
1150s2%=ASC(MID$(gameword$,2))
1160PROCprintsetup
1170DIMgrid%(13,13),check%(8,8)
1180DIMnames$(2),score%(2)
1190FORc1%=1TO8: READcheck%(c1%,1),check%(c1%,2): NEXT
1200DATA-1,-1,0,-1,1,-1
1210DATA-1,0,1,0
1220DATA-1,1,0,1,1,1

```



```

1230ENDPROC
1240DEFINinput
1250LOCALvpos%,hpos%,get%,string$
1260vpos%=VPOS:hpos%=POS
1270get%=0:string$=""
1280REPEAT
1290IFget% THENstring$=string$+CHR$(get%)
1300PROCprint(hpos%,vpos%,string$+" ")
1310get%=GET
1320IFget%=127 THENstring$=LEFT$(string$,LEN(string$)-1):get%=0
1330UNTILget%=13ORLEN(string$)>10
1340IFstring$="" THENstring$=""
1350=string$
1360DEFNNoxol
1370LOCALc1%
1380score%=0
1390FORc1%=1TO8
1400IFgrid%(1%+check%(c1%,1),n%+check%(c1%,2))=s2% AND grid%(1%+check%(c1%,1)*2,n%+check%(c1%,2)*2)=s1% THENscore%=score%+1
1410NEXT
1420=score%
1430DEFNNoxol2
1440LOCALc1%
1450score%=0
1460FORc1%=1TO4
1470IFgrid%(1%+check%(c1%,1),n%+check%(c1%,2))=s1% AND grid%(1%+check%(c1%,1),n%+check%(c1%,2))=s1% THENscore%=score%+1
1480NEXT
1490=score%
1500DEFPROCplay
1510*FX21
1520PROCprint(2,29,STRING$(35," "))
1530PROCprint(3,29,names$(player%)+ " goes now!")
1540REPEAT
1550REPEAT
1560PROCprint(25,29,". . .")
1570letter%=FNget(65,75)
1580PROCprint(25,29,CHR$(letter%))
1590number%=FNget(48,58)
1600PROCprint(27,29,CHR$(number%))
1610REPEAT
1620symbol%=FNget(s1%,s2%)
1630UNTILsymbol%=s1%ORSymbol%=s2%
1640PROCprint(29,29,CHR$(symbol%))
1650i%=letter%-63:n%=number%-46
1660UNTILgrid%(1%,n%)=46
1670UNTILGET=13
1680ENDPROC
1690DEFPROCscore
1700score%=0
1710IFsymbol%=s1% THENscore%=FNNoxol
1720IFsymbol%=s2% THENscore%=FNNoxol2
1730score%(player%)=score%(player%)+score%
1740IFscore%>0 THENPROCtune

```

```

ore%=score%+1
1480NEXT
1490=score%
1500DEFPROCplay
1510*FX21
1520PROCprint(2,29,STRING$(35," "))
1530PROCprint(3,29,names$(player%)+ " goes now!")
1540REPEAT
1550REPEAT
1560PROCprint(25,29,". . .")
1570letter%=FNget(65,75)
1580PROCprint(25,29,CHR$(letter%))
1590number%=FNget(48,58)
1600PROCprint(27,29,CHR$(number%))
1610REPEAT
1620symbol%=FNget(s1%,s2%)
1630UNTILsymbol%=s1%ORSymbol%=s2%
1640PROCprint(29,29,CHR$(symbol%))
1650i%=letter%-63:n%=number%-46
1660UNTILgrid%(1%,n%)=46
1670UNTILGET=13
1680ENDPROC
1690DEFPROCscore
1700score%=0
1710IFsymbol%=s1% THENscore%=FNNoxol
1720IFsymbol%=s2% THENscore%=FNNoxol2
1730score%(player%)=score%(player%)+score%
1740IFscore%>0 THENPROCtune

```

```

1750grid%(1%,n%)=symbol%
1760PROCprint(3,13,STRING$(score%(1)))
1770PROCprint(3,20,STRING$(score%(2)))
1780PROCprint(11%*2+8,n%*2+3,CHR$(symbol%))
1790ENDPROC
1800DEFPROCprint(xtab%,ytab%,word%)
1810IFword$="" THENENDPROC
1820REM PRINTTAB(xtab%,ytab%,word%);word%:;ENDPROC
1830LOCALc1%
1840FORc1%=1TOLEN(word%)
1850X%=xtab%+c1%:Y%=ytab%
1860A%=ASC(MID$(word$,c1%)):CALLdblp
1870IFA%=32 THENSOUND1,-15,49+4*RND(9),1
1880NEXT
1890VDU11
1900ENDPROC
1910DEFPROCprintsetup
1920DIMdblp%FF:q=%FFEE
1930FOROpt=0TO2STEP2
1940P%=dblp
1950[OPT]Opt
1960STA#70:STX#79:STY#7A
1970LDA#10:LDX#70:LDY#0:JSR#FFF1
1980LDA#23:JSR#FFEE:LDA#25
5:JSR#FFEE:LDA#71:JSR#FFEE:JSR#FFEE:LDA#72:JSR#FFEE:JSR#FFEE:LDA#73:JSR#FFEE:JSR#FFEE:LDA#74:JSR#FFEE:JSR#FFEE:LDA#31:JSR#FFEE:LDA#79:JSR#FFEE:LDA#7A:JSR#FFEE:LDA#255:JSR#FFEE
1990LDA#23:JSR#FFEE:LDA#25
5:JSR#FFEE:LDA#75:JSR#FFEE:JSR#FFEE:LDA#76:JSR#FFEE:JSR#FFEE:LDA#77:JSR#FFEE:JSR#FFEE:LDA#78:JSR#FFEE:JSR#FFEE:LDA#31:JSR#FFEE:LDA#79:JSR#FFEE:LDA#7A:ADC#1:JSR#FFEE:LDA#255:JSR#FFEE:RTS:;:NEXT
2000ENDPROC
2010DEFPROCtune
2020SOUND1,-15,97.5
2030SOUND1,-15,105.5
2040SOUND1,-15,89.5
2050SOUND1,-15,41.5
2060SOUND1,-15,69,10
2070ENDPROC

```

This listing is included in this month's cassette tape offer. See order form on Page 61.

LAST month we took a look at some of the Basic functions available on the Electron.

First we touched briefly on the string handling functions we already knew and loved, examples being ASC and CHR\$.

Then we went on to cover some of the functions used to handle numbers such as INT and SQR.

Finally we say how COUNT, POS and VPOS could be used in screen layouts.

This month we'll be looking at some more – the trigonometric functions such as SIN and COS that you may remember from school. We'll also be meeting a resident integer variable, @%.

But first we'll take a look at a constant, a number that never changes. Try entering:

PRINT PI

into your micro and pressing Return. Quick as a flash the Electron will hurl:

3.14159265

back at you.

Now this is strange behaviour, quite out of character for our normally fussy Electron. After all, we haven't assigned PI a value. Usually if we do something like:

PRINT A

without having first given it a value, the Electron comes up with:

No such variable

Well we haven't given PI a number, yet the micro accepts it in a PRINT command without so much as a murmur. What's going on?

The answer is that PI isn't a variable, it's a constant. That 3.14159265 – or 3.142 to its friends – is so useful a number that those awfully clever Acorn people have built it into the machine, available at the drop of a PI.

And PI stays at that value. You can't change it, as you'll find if you try:

LET PI=89

This PI is Pythagoras' Constant, that rather special number that mathematicians love. You've probably used it

It's all a question of trigonometry

PETE BIBBY turns to SIN, COS and PI

to find the area of a circle which is PI times the square of the radius.

It's an amazing number, turning up in all sorts of unexpected places in maths – but what is it doing inside the Electron?

Before we answer that let's have a look at two more functions, RAD and DEG, which deal with angles.

Again you'll probably remember about angles from school, with things like "the interior angles of a triangle add up to 180 degrees" and "an angle of 90 degrees is called a right angle" burnt into your memory. Figure 1 shows some examples.

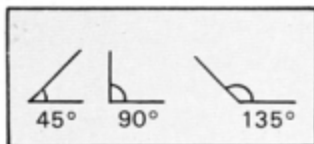


Figure 1: Angles and degrees

However while you may measure angles in degrees, the Electron uses a different system of measurement called radians. You're both measuring the same thing but using different units.

It's not unlike the way we have two scales for measuring temperature, Fahrenheit and Celsius. A Fahrenheit degree is not the same as a Celsius degree, each representing the same temperature with a different number. However, whether we call it 0 degrees Celsius or 32 degrees Fahrenheit, it's still freezing point.

It's the same with radians and degrees, they measure the same thing but in different units. And if you're really keen I'll tell you that one radian is the angle subtended at the centre of the circle by an arc of the same length as the radius of that circle.

Maybe Figure 2 will make that clearer. But don't worry if it doesn't, because the Electron will do it all for you, without you having to worry about radians.

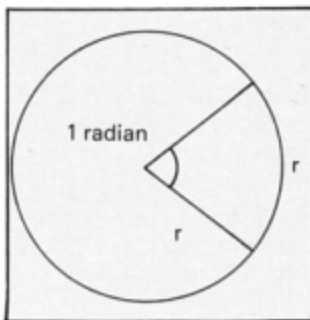


Figure 2: A radian

It's easy. If you know the number of degrees in an angle then the RAD function converts this to radians. So if the angle is 45 degrees use:

PRINT RAD(45)

to give you the result:

0.785398163

Using RAD you can convert from degrees to radians without knowing much about either. Program 1 does it for you.

```
10 REM Program 1
20 INPUT "Give me an angle in degrees " angle
30 PRINT
40 PRINT ;angle" degrees is the same as ";RAD(angle)" radians"
```

Program 1

If you're like me you'll find all the long decimals produced by RAD rather difficult to remember. There is an easier way to think about them. Try:

PRINT RAD(180)

which, unless your Electron is

very different from mine, should result in:

3.14159265

Now doesn't this remind you of something? Like our old friend PI?

In fact an angle of 180 degrees measured in radians – or circular measure as it's sometimes called – is exactly PI radians. And an angle of 360 degrees is 2*PI radians while one of 90 is 0.5*PI radians. Try it and see.

This is how we normally talk about angles measured in radians, in terms of "so many" PI radians where "so many" is a positive number.

And it's here the constant PI comes in useful as is shown in Program 2, which converts degrees into radian measure in the "so many" PI form. Don't worry about @% for the time being, we'll deal with it later.

Table 1 shows some of the more significant radian measures:

Degrees	Radians
30	PI/6
45	PI/4
60	PI/3
90	PI/2
180	PI
360	2*PI

Table 1: Radians and degrees

```
10 REM Program 2
20 @X=4282
30 INPUT "Give me an angle in degrees " angle
40 PRINT
50 PRINT ;angle" degrees is the same as ";RAD(angle)/3.14159265" PI radians"
60 @X=48898A
```

Program 2

Having spent so long on PI,

RAD and radians I'll now inform you that there's a Basic function that turns radian measures into degrees.

It's the aptly named DEG function. So, if your Electron has gone through a long and involved calculation and presented you with a result in radians, you can use DEG to convert it to the more meaningful degrees. Program III shows it in action:

```
10 REM Program III
30 INPUT "Give me an angle in radians " angle
40 PRINT
50 PRINT ;angle" radians is the same as ";DEG(angle)" degrees"
```

Program III

After all that, let's see what use we can make of angles measured in radians. Again you'll probably be familiar with the trigonometric functions from the classroom. Figure III should brush up your memory.

The three basic trig functions – as they're known for short – are available on the Electron in the form of SIN, COS and TAN. If you want to know the sine of an angle, say 30 degrees, all you have to do is use SIN. However, beware. If you think that:

SIN(30)

will give you the sine of 30 degrees then think again. Remember that the Electron uses radian measure, not degrees as we do. So the 30 degrees has to be translated into radians using RAD and then this result is used inside the brackets of SIN. So:

PRINT RAD(30)

gives the radian equivalent of 30 degrees:

0.523598775

SIN then gets to work on this and:

PRINT SIN(0.523598775)

gives the result 0.5 which is the sine of 30 degrees.

However that's a bit longwinded. We can get the same effect with:

PRINT SIN(RAD(30))

provided that we're careful with our brackets. While you're at it you can find the cosine and tangent of 30 degrees using:

PRINT COS(RAD(30))

and:

PRINT TAN(RAD(30))

As well as having functions to allow you to determine the sines, cosines and tangents of angles, the Electron has functions to do the reverse. These are ACS, ASN and ATN. Their argument – the figure in the brackets – is taken to be a trigonometric value and the function produces the angle that corresponds to that value.

Suppose we knew that the number 0.5 is the sine of an angle, but we don't know which angle. We can then use ASN to tell us what the angle is. So SIN gives the sine of an angle while ASN determines the original angle from its sine.

To find the angle that has 0.5 as its sine we use:

PRINT ASN(0.5)

However the resulting:

0.523598775

isn't all that meaningful, is it?

It's an angle all right but it's measured in radians. The function DEG comes to our rescue as:

PRINT DEG(0.523598775)

shows. As before it's easier if we do both operations in the same step:

PRINT DEG(ASN(0.5))

Similarly ACS undoes the work of a cosine while ATN reveals the angle behind a tangent as:

PRINT DEG(ACS(0.5))

and:

PRINT DEG(ATN(1))

demonstrate.

Now you know about the trig functions what can you do with them? The answer is quite a lot. The trouble is that it's mostly in mathematical applications that are really beyond the scope of a beginner's series or in graphics.

Happily there's a graphics series starting in *Electron User* soon so you'll get plenty of opportunity to use your new found knowledge.

In the meantime let's try out our trig functions on the rather artificial problem shown in Figure IV.

Have you ever been to one of those summer fairs where the army has an aerial runway? It's a tower with a rope running to the ground at a shallow angle. Intrepid or lemming-related fun-lovers hurl themselves off the tower using a pulley to slide down the rope in safety if not in comfort.

Now while the length of the tower is fixed – we'll assume 100 units – the angle between

the rope and the ground, and hence the length of rope needed, varies with the distance of the landing point from the tower. The shallower the angle the longer the rope.

Program IV allows you to try out different distances from the tower, giving you the angle and rope length in each case.

```
10 REM Program IV
20 towerHeight=100
30 INPUT "How far away is the landing point from the tower? " groundLength
40 angle=ATN(towerHeight/groundLength)
50 ropeLength=towerHeight/SIN(angle)
60 PRINT
70 PRINT "The rope length is ";ropeLength
80 PRINT
90 PRINT "The angle is ";DEG(angle)" degrees"
100 PRINT
```

Program IV

As I've said it's a fairly artificial problem but it does show the trig functions in use.

Try altering it to solve other aspects of the tower problem. Suppose the rope was only 200 units long. What's the maximum distance the landing point can be from the tower? And see what happens if you decide the distance will be zero (presumably you're abseiling!). Can you mugtrap the input to avoid this error?

● All that should keep you busy until next time when we'll be exploring that mysterious @% and looking at alternatives to INPUT.

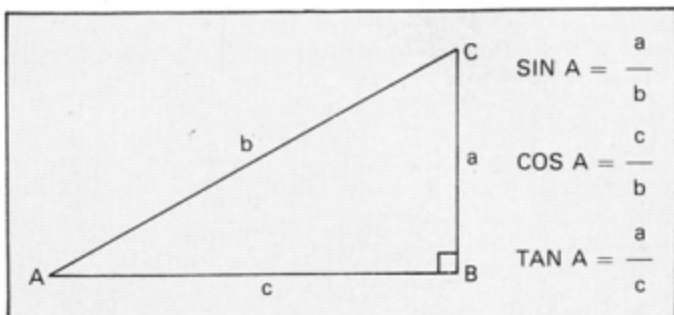


Figure III: Trigonometric functions

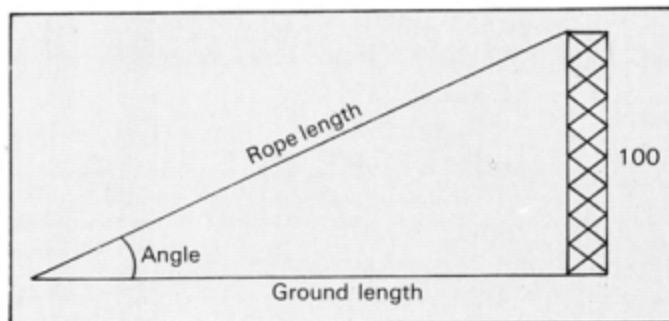


Figure IV: Tower and triangles

A NEW BREAKTHROUGH!!!

FROM



AT LAST!

SLOGGER THE ELK TURBO-DRIVER

(DESIGNED BY ANDYK LTD)

**PUTS YOUR ELECTRON INTO OVER-DRIVE
INCREASES THE SPEED OF YOUR ELECTRON COMPARABLE TO THE BBC**

The ELK TURBO/DRIVER opens up new worlds
for the discerning serious owner and is also a must
for all experienced games players!

No longer be frowned upon by BBC owners

THE METAMORPHOSIS CAN NOW BE ACHIEVED

★★ UP TO 100% IMPROVEMENT IN SPEED ★★

★★ ABLE TO RUN BBC SOFTWARE (Non Mode 7)

WHERE SPEED WAS THE LIMITING FACTOR ★★
(Such as Acornsoft's Aviator Flight Simulator)

★★ MAKES ELECTRON SOFTWARE RUN FASTER ★★

CAN BE SWITCHED BETWEEN NORMAL AND "TURBO-DRIVE"

★★ OPERATES IN ALL ELECTRON MODES ★★

★★ NO SOFTWARE MODIFICATION REQUIRED ★★

★★ COMPATIBLE WITH ALL ADD-ONS

Plus 1, Plus 3, Rombox, Adaptor Boards, etc) ★★

Your upgraded Electron will be returned within 7 days of receipt by SLOGGER

All Inclusive ONLY £42.00 (VAT included)

Fitted, Tested, Including switch, carriage paid both ways PLUS 1 YEARS WARRANTY

WHEN ORDERING PLEASE QUOTE T-D1 ON ORDER FORM

The Upgrade 'TURBO-DRIVER' Kit available (including switch) **£29.95** Incl. P&P

PLEASE QUOTE ON FORM T-D2

Parcel Post
Amount of
postage to be
paid by
licensee

Postage Forward Parcel Service
Licence no. GJC1

No postage stamp
necessary
unless posted in
Channel Islands
Isle of Man or
Republic of Ireland

**SLOGGER LTD
107 RICHMOND ROAD
GILLINGHAM
KENT
ME7 1BR**

P

Slogger's unique guarantee!!!

The guaranteed seven day installation service
SLOGGER is providing a unique service with guarantees
to return your Electron with the "TURBO-DRIVER"
installed **WITHIN SEVEN DAYS OF ITS RECEIPT!!!**

Simply enclose your order with your Electron (in its
original packing if possible) and send using the "Free
post" address label opposite.





SLOGGER



ROMBOX

Want to make serious use of your Electron? . . . Then fit the ROMBOX and you will have access to a wide range of ROM based software (including many BBC ROMs).

- ★ Superb value for money.
- ★ Runs all good (non mode 7) BBC ROM software.
- ★ Fully compatible with Plus 1 and Plus 3.
- ★ Up to 8 ROMs instantly selectable.
- ★ Supports 8K and 16K sideways RAM.
- ★ Allows further expansion at rear.

ONLY £44.95

STARWORD (16K ROM)

A Professional word Processor for UNDER £35
★ Does everything VIEW does plus MUCH MORE!
Designed for the home user, education or small business needs, STARWORD enables even those with limited typing skills to produce and print letters, manuals or reports using the Electron.

- ★ Easy to use.

ONLY £34.50

STARSTORE (ON ROM)

Store and retrieve your names and addresses or any other information with the STARSTORE DATABASE, written specially for the Electron, STARSTORE works with STARWORD for personalising standard letters (mailmerging).

ONLY £29.95

PRINTER DRIVER for STARWORD

Use most printers with STARWORD

Cassette £7.95 ROM £9.95

SLOGGER BUSINESS PACKAGES

ROMBOX-P + STARWORD + STARSTORE + FREE PRINTER ROM.

ONLY £120.00 BP1

ROMBOX + STARWORD + STARSTORE

ONLY £105.00 BP2

TAPE TO DISC FOR CUMANA TP2CU £19.95

STARWORD FOR CUMANA £34.50

Also available:
Vine Micro's ADDCOMM £28.00
Plus 1 ROM upgrade £7.95

Also available:
A wide selection of Rom Software from other leading manufacturers. Please phone for details.

AND NOW . . . ROMBOX-P

Offers all the features of ROMBOX Plus built-in centronics printer interface and FREE Printer ROM (worth over £20).

- ★ Up to 8 ROMs instantly selectable.
- ★ Selectable 8/16K Print buffer to increase throughput.
- ★ Ideal as a word-processing station with Plus 3 fitted.
- ★ FREE Printer ROM included.
- ★ Superb value for money at **ONLY £69.95**

STARMON

- ★ Display of memory in: ASCII and binary, decimal, octal or hexadecimal.
- ★ Full support of sideways ROMs.
- ★ Comprehensive debugging facilities, including breakpoints, traces and events.
- ★ "a very professional piece of firmware" . . . Acorn User.

ONLY £22.50

16K SIDeways RAM FOR ROMBOX

- ★ Fully compatible with Plus 1, Plus 3, etc.
- ★ No soldering.
- ★ Complete with RAMs.
- ★ Write protect option.

ONLY £29.95

ELKMAN

The most powerful ROM manager on the BBC is now available for the Electron.

ONLY £17.50

PRINTER ROM

Allows use of sideways RAM as 8K or 16K print buffer and offers a host of useful utilities for EPSON printers. Ideal for all your printing requirements.

- ★ Electron/BBC compatible.

ONLY £24.95

STARGRAPH

Graphics Rom giving screen dump to EPSON printer, printing of text at any angle or any size, circle, ellipse polygons, arc, dotted lines, colour filling plus more.

ONLY £21.95

T2P3

Transfer the majority of cassettes Tapes 2 Plus 3 disk system, for much faster loading.

ONLY £19.95

All prices include VAT P&P UK Mainland only



Cheques payable to:
SLOGGER LTD.

Access No.

Visa

Name

Address

Signed Tel. No:

Send Orders to: **SLOGGER LTD.**
107 RICHMOND ROAD, GILLINGHAM, KENT


PLEASE SUPPLY

Cost


1	_____	£ _____
2	_____	£ _____
3	_____	£ _____
4	_____	£ _____
5	_____	£ _____

Total £

DEALER ENQUIRIES WELCOME. TEL: 0634 52303 (2 lines)



**ROBERT and
MICHAEL CROWE**
introduce you to this
deceptively tricky,
intriguing and some
times infuriating game



DICER is a simulation of a compelling, traditional dice game which can be played by one to four players. The object is to get the highest score possible by using a set of five dice to tick off each one of a special list of scoring combinations.

Players take turns at throwing the dice, each turn consisting of a maximum of three throws. After each of the first two throws you may:

- Throw all the dice again.
- Hold selected dice and throw the rest.
- Accept the throw as seen.

On the third throw of the dice you must accept the dice shown.

Your task – and the crux of the whole game – is to choose one of the available scoring combinations for that turn's score. Once you've chosen an option you can't pick it again, so take care.

Having made a valid selection your score for that option is calculated and displayed on the score sheet, your running total is updated, and play passes to the next person. The game cycles round all the players until everyone has had

13 turns – sufficient to cover all the scoring combinations possible.

If you should wish to hold some of the dice and re-throw the others, first answer Y to the re-throw prompt.

You will then see displayed above the dice five tick symbols. These indicate the number of the dice that you

wish to retain will change the tick to a cross symbol.

If you find you have made an error, entering the number of the appropriate dice will change its symbol back to a tick. Once you are satisfied with your selection, confirm it by pressing the Spacebar and the remaining dice will be thrown again.

When you decide to accept a throw, enter N at the

re-throw prompt and you will be asked to enter the category number in which you wish your score to be entered.

There are two sections to the score sheet. The upper section simply totals the number of like dice as shown in Figure 1. The lower section consists of special scores based on special combinations such as triplets, as shown in Figure II.

Should the total scores achieved in the upper section – options 1 to 6 – be greater than 61, a bonus of 30 points is awarded.

There will be occasions when the combination displayed after three turns does not match any of the remaining scoring options. You might, for instance, have chosen it earlier.

Should this occur you must pick one of the outstanding options – which will be ticked off the list for a score of zero. The point is that you must always score something at the end of your turn, even if it is a zero.

You'll find Dicer intriguing, thought-provoking and infuriating. Do yourself a favour – type it in today.

DICER!
=====

No.	Category	Score	Player		
			1	2	3
1	1's	1xNo. of 1's			
2	2's	2xNo. of 2's	4		
3	3's	3xNo. of 3's	6		
4	4's	4xNo. of 4's		8	
5	5's	5xNo. of 5's			8
6	6's	6xNo. of 6's			8
7	Triplets	dice total			29
8	Quads	dice total			25
9	Full house	25	25		25
10	Low straight	30			
11	Hi-straight	40			40
12	Dicer!	55			
13	Lucky chance	dice total			
TOTAL:			35	48	54
(Player)			1	2	3

Player 2:
Use keys:
12345
SPACE-CONFIRM
X- THROW
X- HOLD



Combination	Scoring	Range
Ones	Total all ones	1-5
Twos	Total all twos	2-10
Threes	Total all threes	3-15
Fours	Total all fours	4-20
Fives	Total all fives	5-25
Sixes	Total all sixes	6-30

Figure I: Upper section of score sheet - options 1 to 6

Combination	Description	Score
Triplets	Any three dice the same	Total value of ALL dice Total value of ALL disc 25 points 30 points 40 points 55 points Total value of ALL dice
Quads	Any four dice the same	
Full house	Two dice the same, the other three the same	
Low straight	A consecutive run 12345	
High straight	A consecutive run 23456	
Dicer	All five dice the same	
Lucky chance	Any five dice	

Figure II: Lower section of score sheet - special scores

FUNCTIONS

- FNval1-6** Used to calculate score.
- FNdicetot** Totals all five dice.
- FNnumber%(no%)** Calculates how many numbers thrown.
- FNreplay** Another game?

ARRAYS

- cat%(4,13)** TRUE when category used.
- dice%(5)** Each dice's value.
- total%(4)** Player's current score.
- true%(5)** TRUE when re-throw required.
- sc%(4,13)** Stores each player's score in each category.

MAJOR VARIABLES

- goes%** Round number.
- times%** Player's turn.
- tries%** Number of re-throws for current player.
- pl%** Number of players.
- dot%** Puts dots on dice.
- c%** Chosen category.
- name\$** Category name.

PROCEDURES

- envelope** Defines SOUND envelope.
- colour** Changes colour.
- characters** Defines characters.
- players** Prompts for number of players.
- variables** Initialises arrays.
- set_up** Sets up screen.
- window** Clears text window.
- cancel** Toggles tick and cross signs.
- choose** Prompts for re-throw.
- throws** Random number generator for dice.
- draw** Draws dice.
- dice** Prints ticks and crosses.
- cat** Category input.
- value** Works out points scored.
- printscore** Updates and prints totals.
- addition** Calculates final totals.

Dicer listing

```

10 #FX229,1
20 REM DICER!
30 REM BY R and M CROWE
40 REM (c) ELECTRON USER
50 MODE1
60 ON ERROR GOTO 2300
70 VDU23;8202;0;0;0;
80 PROCenvelope
90 PROCcolour
100 PROCcharacters
110 PROCplayers
120 PROCvariables
130 PROCset_up
140 FOR goes=1TO13
150 FOR times=1TOpl%
160 PROCwindow
170 tries=1
180 PROCcancel
190 PROCchoose
200 NEXT;NEXT
210 PROCaddition
220 a$=FNreplay;IF a$="N"
OR a$="n" END ELSE RUN
230 REM*****
240 REM setup envelope
250 DEFPROCenvelope
260 ENVELOPE1,1,1,1,1,2,0
,32,126,0,0,-126,126,126
270 ENDPROC
280 REM Number of players
290 DEFPROCplayers
300 PROCtitle
310 #FX15,1
320 PRINTTAB(9,15)"Number
of players(2-4)?"
330 REPEAT:8OUND1,-15,140
,1
340 key$=GET$:pl%=VAL(key
$)
350 UNTIL pl%<5 AND pl%>1
360 ENDPROC
370 REM*****
380 REM Set up variables
390 DEFPROCvariables
400 DIM cat%(4,13),dice%(
5),total%(4),true%(5),sc%(4
,13)
410 FORloopX=1TO5:true%(l
oopX)=TRUE;NEXT
420 FORloopX=1TO4;FORloop
2%=1TO13:cat%(loopX,loop2%)
=FALSE;NEXT;NEXT
430 ENDPROC
440 REM*****
450 REM define characters
460 DEFPROCcharacters

```

Dicer listing

From Page 25

```

470 VDU23,224,0,1,2,4,136
,80,32,0,23,225,129,66,36,2
4,24,36,66,129,23,226,255,2
55,255,255,255,255,255,255
480 ENDPROC
490 REM*****
500 REM Set up screen
510 DEFPROCset_up
520 PROCtitle
530 COLOUR0:COLOUR131:PRI
NTTAB(0,3);STRING$(40," ")
540 COLOUR0:COLOUR131:PR
INTTAB(1,3);"No. ";TAB(4,3);
" Category ";TAB(17,3);
Score ";TAB(29,3)"Pla
yar"
550 colX=1:COLOUR120
560 FORloopX=29TO(27+(pl
iX*3)) STEP3
570 COLOUR colX:IF colX=4
COLOUR1
580 PRINTTAB(loopX,4);col
X
590 colX=colX+1
600 NEXT
610 FORloopX=1TO13
620 COLOUR1:PRINTTAB(0,lo
opX+5);loopX;". ";
630 NEXT
640 FORloopX=1TO6
650 COLOUR3:PRINTTAB(0,lo
opX+5);loopX;"s"
660 COLOUR2:PRINTTAB(17,1
oopX+5);loopX;"xNo.of";loop
X;"s"
670 NEXT
680 RESTORE2400
690 FORloopX=7TO13
700 READ name$,scX
710 COLOUR3:PRINTTAB(4,lo
opX+5);name$
720 COLOUR2:PRINTTAB(17,1
oopX+5);IF scX=0 PRINT;"di
ce total" ELSE PRINT;" "
;scX
730 NEXT
740 MOVE125,400:DRAW125,0
90:MOVE310,400:DRAW310,090:
MOVE90,400:DRAW90,090:MOV
E0,400:DRAW1279,400:MOVE0,4
00:DRAW0,090:MOVE1279,400:D
RAW1279,090:MOVE0,040:DRAW1
279,040
750 PRINTTAB(1,20);"TOTAL
";TAB(1)"(Player)"
760 FORloopX=1TOpliX:COLO
UR loopX:IF loopX=4 COLOUR1
770 PRINTTAB(9+(4*loopX),
21);loopX:NEXT
780 COLOUR129:VDU20,0,29,
20,24:CLS
790 ENDPROC
800 REM*****
810 REM change yellow to
cyan
820 DEFPROCcolour
830 VDU19,2,6,0,0,0
840 ENDPROC
850 REM*****
860 REM Print title
870 DEFPROCtitle
880 COLOUR1:CLS
890 PRINTTAB(17,0)"DICER!
"
900 COLOUR3:PRINTTAB(17,1
)"*****"
910 ENDPROC
920 REM*****
930 REM ask if rethrow is
needed
940 DEFPROCchoose
950 PROCthrows
960 triesX=triesX+1
970 VDU26:PROCwindow
980 +FX15,1
990 COLOUR2:PRINTTAB(0,2)
;"RETHROW(Y/N)"
1000 REPEAT:t$=GET$:UNTIL
t$="Y"OR t$="N"
1010 IF t$="N" PROCcat:END
PROC
1020 PROCwindow:COLOUR2
1030 PRINT"Use keys:"TAB(3)
)"12345"TAB(0)"SPACE-CONFIR
M":PRINTCHR#224;"- THROW":P
RINTCHR#225;"- HOLD"
1040 PROCdice
1050 PROCthrows:IF triesX=
3 PROCcat:ENDPROC
1060 GOTO960
1070 ENDPROC
1080 REM*****
1090 REM produce random nu
mber
1100 DEFPROCthrows
1110 FOR throwX=1TO5
1120 IF trueX(throwX)=TRUE
diceX(throwX)=RND(6):PROCd
raw(diceX(throwX),throwX)
1130 NEXT
1140 ENDPROC
1150 REM*****
1160 REM draw dice
1170 DEFPROCdraw(noX,dX)
1180 SOUND#11,1,00,3
1190 xX=(dX+125)-25:BCOLO
131
1200 VDU24,xX-75;100;xX;17
5;:CL0:VDU26
1210 RESTORE(2400+(noX*10)
)
1220 FORDotX=1TOnoX:READ p
X,yX
1230 SOUND#10,-15,70,2
1240 BCOLOR,0;pX=pX+xX-75;y
X=yX+100:FOR1X=pX-2TOpX+2:F
ORhX=yX-2TOyX+2:PLOT69,1X,h
X:NEXT:NEXT
1250 NEXT
1260 ENDPROC
1270 REM*****
1280 REM delete ticks and
crosses
1290 DEFPROCcancel
1300 FORloopX=1TO5:trueX(1
oopX)=TRUE:
1310 VDU5:BCOLOR,1:MOVE(loo
pX+125)-70,210:PRINTCHR#226
1320 NEXT:VDU4
1330 ENDPROC
1340 REM*****
1350 REM option to hold di
ce
1360 DEFPROCdice
1370 PROCcancel:VDU5
1380 FORloopX=1TO5
1390 BCOLOR,0:MOVE(loopX+12
5)-70,210:PRINTCHR#224
1400 MOVE(loopX+125)-70,94
:PRINT;loopX
1410 NEXT
1420 REPEAT:+FX15,1
1430 A$=GET$:UNTIL A$=" "
OR INSTR("12345",A#)<>0
1440 IF A$=" " VDU4:ENDPRO
C
1450 t=EVAL(A#)
1460 MOVE(t+125)-70,210:IF
trueX(t)=TRUE trueX(t)=FAL
SE:BCOLOR,1:PRINTCHR#226:BCO
L0,0:MOVE(t+125)-70,210:PRI
NTCHR#225 ELSE trueX(t)=TRU
E:BCOLOR,1:PRINTCHR#226:BCOL
0,0:MOVE(t+125)-70,210:PRIN
TCHR#224
1470 GOTO1420
1480 REM*****
1490 REM enter category no
.
1500 DEFPROCcat
1510 REPEAT
1520 PROCwindow:COLOUR2
1530 +FX15,1
1540 PRINTTAB(25,24);"Ente
r cat. no.;"
1550 INPUT cX:UNTIL cX>0 A
ND cX<14
1560 IF catX(timesX,cX)=T
RUE GOTO 1510
1570 catX(timesX,cX)=TRUE
1580 PROCvalue:PROCprintsc
ore(cX):ENDPROC
1590 REM*****
1600 REM clear text window
1610 DEFPROCwindow
1620 SOUND#11,-15,150,3
1630 COLOUR120:VDU20,25,31
,39,23:CLS
1640 COLOUR timesX:IF time
sX=4 COLOUR1
1650 PRINTTAB(0,0);"Player
";timesX;" "
1660 ENDPROC
1670 REM*****
1680 REM value dice depend
ing on category
1690 DEFPROCvalue
1700 IF cX<7 scX(timesX,cX)
)=FNval1(cX):ENDPROC
1710 IF cX=7 scX(timesX,cX)
)=FNval2(3):ENDPROC
1720 IF cX=8 scX(timesX,cX)
)=FNval2(4):ENDPROC
1730 IF cX=9 scX(timesX,cX)
)=FNval3:ENDPROC
1740 IF cX=10 scX(timesX,c
X)=FNval4:ENDPROC
1750 IF cX=11 scX(timesX,c
X)=FNval5:ENDPROC
1760 IF cX=12 scX(timesX,c
X)=FNval6:ENDPROC
1770 IF cX=13 scX(timesX,c
X)=FNdicetot:ENDPROC
1780 REM*****
1790 REM Print score and u
pdate total
1800 DEFPROCprintscore(pX)
1810 COLOURtimesX:IF time
X=4 COLOUR1
1820 VDU26:PRINTTAB((26+(t
imesX*3)),5+pX);scX(timesX,
pX);
1830 totalX(timesX)=totalX
(timesX)+scX(timesX,pX)
1840 PRINTTAB(9+(4*timesX)
,20);totalX(timesX)
1850 ENDPROC
1860 REM*****
1870 REM final totals
1880 DEFPROCaddition
1890 VDU20,0,31,39,20,17,1
20,12
1900 FORloopX=1TOpliX
1910 COLOUR loopX:IF loopX

```

```

=4 COLOUR1
1920 PRINTTAB(1,loopZ*2)*P
layer "jloopZj" Score "jtot
alZ(loopZj)+BONUS("j
1930 noZ=scZ(loopZ,1)+scZ(
loopZ,2)+scZ(loopZ,3)+scZ(
loopZ,4)+scZ(loopZ,5)+scZ(
loopZ,6)
1940 IF noZ>=62 totalZ(lo
opZ)=totalZ(loopZ)+30:PRINT
j30j ELSE PRINTj0j
1950 PRINT*) =*j:PRINTjtot
alZ(loopZ):NEXT
1960 ENDPROC
1970 REM*****
1980 REM functions
1990 DEFFNnumber(noZ)
2000 testZ=0:FORloopZ=1TO5
2010 IF diceZ(loopZ)=noZ t
estZ=testZ+1
2020 NEXTj:testZ
2030 REM*****
2040 DEFFNval1(kZ)
2050 =(kZ+FNnumber(kZ))
2060 REM*****
2070 DEFFNval2(kZ)
2080 flagZ=FALSE
2090 FORI=1TO6
2100 IF FNnumber(IZ)=(kZ)
flagZ=TRUE
2110 NEXT
2120 IF flagZ=TRUE =FNdice
tot ELSE =0
2130 REM*****
2140 DEFFNval3
2150 IZ=0:FORloopZ=2TO5
2160 IF diceZ(loopZ)<>dice
Z(1) IZ=diceZ(loopZ)
2170 NEXTj:IF IZ=0 THEN =0
2180 IF (FNnumber(diceZ(1)
)=3 AND FNnumber(IZ)=2) OR
(FNnumber(diceZ(1))=2 AND
FNnumber(IZ)=3) THEN =25 EL
SE =0
2190 REM*****
2200 DEFFNval4
2210 IF FNnumber(3)>1 AND
FNnumber(4)=1 AND ((FNnum
ber(1))=1 AND FNnumber(2))=
1)OR (FNnumber(2)=1 AND FN

```

```

number(5))>1)OR (FNnumber(5
))=1 AND FNnumber(6)=1) T
HEN =30 ELSE =0
2220 REM*****
2230 DEFFNval5
2240 IF FNnumber(2)=1 AND
FNnumber(3)=1 AND FNnumber(
4)=1 AND FNnumber(5)=1 AND
(FNnumber(1)=1 OR FNnumber
(6)=1) THEN =40 ELSE =0
2250 REM*****
2260 DEFFNval6
2270 fiveZ=FALSE
2280 FORI=1TO6:IF FNnumbe
r(IZ)=5 fiveZ=TRUE
2290 NEXTj:IF fiveZ=TRUE =5
5 ELSE =0
2300 REM*****
2310 DEFFNdiceTot
2320 =(diceZ(1)+diceZ(2)+d
iceZ(3)+diceZ(4)+diceZ(5))
2330 DEFFNreplay
2340 COLOUR1:COLOUR120:
2350 PRINT'TAB(14)"ANOTHER
GAME(Y/N)?"

```

```

2360 REPEAT:replay$=GET$:U
NTIL INSTR("Yn",replay$)<
>0
2370 =replay$
2380 MODE6:REPORT:PRINT *
at line "j:ERL
2390 REM CAT. DATA
2400 DATATriplets,0,Quads,
0,Full house,25,Low straight
t,30,Hi-straight,40,Dicer!,
55,Lucky chance,0
2410 DATA37,37
2420 DATA10,65,65,10
2430 DATA10,65,37,37,65,10
2440 DATA10,65,65,10,10,10
,65,65
2450 DATA10,65,65,10,10,10
,65,65,37,37
2460 DATA10,65,65,10,10,10
,65,65,10,37,65,37

```

This listing is included in this month's cassette tape offer. See order form on Page 61.

ANSWER BACK

The ANSWER BACK QUIZ Series (BBC and Electron)

ANSWER BACK - JUNIOR (£9.95 cassette, £10.95 disc)
An enormous collection of general knowledge quizzes and a superb fairy-tale game for the 6-11 year olds.

ANSWER BACK - SENIOR (£9.95 Cassette, £10.95 disc)
A space game and a gigantic collection of general knowledge quizzes. Ages 12-Adult.

ANSWER BACK - SPORT (£9.95 Cassette, £10.95 disc)
Two sports games and a massive series of quizzes on all the popular sports. Ages 14-Adult.

ANSWER BACK Program Features:

- Unlimited quiz creation, editing and saving facilities. (No knowledge of programming required).
- Multiple choice, True-False? and complete-the-answer modes.
- Immediate display of mistakes; performance summary and optional re-run of questions incorrectly answered.
- Correct answers gain further turns in the compelling games.

The FACTFILE 500 Series (BBC and Electron)

Each pack contains a supplementary database of 500 questions and 2000 multiple choice answers for use with the above ANSWER BACK programs. The modules have been compiled by teachers, experts and specialists.

NATURAL HISTORY (Ages 10+)	£3.95 Cassette, £5.45 disc
ARITHMETIC (Ages 6-11)	£3.95 Cassette, £5.45 disc
SPELLING (Ages 8-12)	£3.95 Cassette, £5.45 disc
ENGLISH WORDS (Ages 12+)	£3.95 Cassette, £5.45 disc
KNOW ENGLAND (Ages 12+)	£3.95 Cassette, £5.45 disc
KNOW SCOTLAND (Ages 12+)	£3.95 Cassette, £5.45 disc
FIRST AID (Ages 13+)	£3.95 Cassette, £5.45 disc
GENERAL SCIENCE (Ages 14+)	£3.95 Cassette, £5.45 disc
SUPER SPORTS (Ages 14+)	£3.95 Cassette, £5.45 disc

All prices include VAT, P&P and 24-hour despatch.
Send cheque, PO, ACCESS number or an official order.
Detailed catalogue available on request.

KOSMOS SOFTWARE LIMITED
FREEPOST, DUNSTABLE, BEDS LU5 6BR. Tel: 05255 3942

TWO WAYS TO ENSURE YOU GET

electron user

EVERY MONTH

1. Complete and mail subscription form on Page 61.
2. Hand this form to your newsagent.

Please reserve me a copy of Electron User magazine every month until further notice.

I will collect

I would like it delivered to my home.

Name _____

Address _____

Note to newsagent: Electron User should be obtainable from your local wholesaler, or contact Steve Fletcher, Circulation Manager on 0293 27053.



LAST time we saw how to use **Osword & 72** to read and write data from or to the disc. This month we'll use the same method to produce a sector editor, a utility that will enable us to modify the contents of the disc.

It not only allows files to be edited, but directories as well and this will enable filenames and load and execution addresses to be altered. It can even be used to recover deleted files.

When the editor is run you'll be asked for a disc address in hexadecimal. Enter any number between 0 and &4FF. This is the sector number counting from sector zero on track zero. The sector selected is now loaded into RAM and displayed in both hexadecimal

and Ascii.

There are quite a few control keys to remember so I've listed them in Table 1.

Each sector is 256 bytes long but only 128 bytes are displayed on the Mode 6 screen. Shift+cursor up displays the first 128 bytes and Shift+cursor down the second 128.

Square brackets enclose the byte to be altered in the hex dump and the cursor flashes underneath the corresponding Ascii character on the

right of the screen. The four cursor keys when used on their own allow you to move throughout the 128 bytes displayed.

Shift+cursor right moves on to the next sector while Shift+cursor left moves back a sector. To move quickly across the disc a track at a time use Ctrl+cursor left or right.

To alter a byte press either A to input an Ascii character or H to input the new value in hexadecimal. Note however that this only alters the copy of

the sector that has been loaded into RAM. The disc remains unaltered.

The altered sector can be written to the disc by selecting S to save it. You'll see a flashing message at the bottom of the screen asking for confirmation. Pressing Y will save the sector and N will leave it as it was.

A sector editor is a very powerful and essential tool for the disc owner. Be careful though – you can quite easily destroy the contents of a disc.

Disc content? Call in the sector editor!

BBC/ELECTRON PROFESSIONAL SOFTWARE

Our educational software is used in thousands of schools and homes throughout Great Britain.

EDUCATIONAL 1

BBC/ELECTRON

Tape £6.95 Disc £8.95

Hours of fun and learning for children aged five to nine years. Animated graphics will encourage children to enjoy counting, maths, spelling and telling the time. The tape includes six programs: MATH 1, MATH 2, CUBECOUNT, SHAPES, SPELL and CLOCK.

... 'An excellent mixture of games'... Personal Software – Autumn 1983.

EDUCATIONAL 2

BBC/ELECTRON

Tape £6.95 Disc £8.95

Although similar to Educational 1 this tape is more advanced and aimed at seven to twelve year olds. The tape includes MATH 1, MATH 2, AREA, MEMORY, CUBECOUNT and SPELL.

FUN WITH NUMBERS

BBC/ELECTRON

Tape £6.95 Disc £8.95

These programs will teach and test basic counting, addition and subtraction skills for four to seven year olds. The tape includes COUNTING, ADDING, SUBTRACTION and an arcade type game called ROCKET MATHS which will exercise addition and subtraction. With sound and visual effects.

These are excellent programs which teachers on the project have no hesitation in recommending to other teachers.... Computers in Classroom Project.

FUN WITH WORDS

BBC/ELECTRON

Tape £6.95 Disc £8.95

Start your fun with alphabet puzzle, continue your play with VOWELS, learn the difference between THERE and THEIR, have games with SUFFIXES and reward yourself with a game of HANGMAN.

... 'Very good indeed'... A&B Computing – Jan/Feb 1984

JIGSAW AND SLIDING PUZZLES

by P. Warner BBC/ELECTRON

Tape £7.95 Disc £9.95

There are two jigsaw and four sliding puzzles on a 3 x 3 and 4 x 4 grid. Each program starts off at an easy level to ensure initial success but gradually becomes harder. It helps children to develop spatial imagination and in solving problems. The tape includes: OBLONG, JIGSAW, HOUSE, NUMBERS, CLOWN and LETTERS.

★★SPECIAL OFFER★★

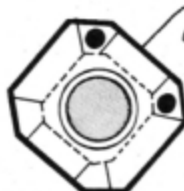
Buy three titles and deduct £3.00

Add 50p p&p per order. Please state BBC or ELECTRON or 40 or 80 track for discs.

Golem Ltd, Dept E, 77 Qualitas, Bracknell, Berks RG12 4QG. Tel: 0344 50724

★ NEW ★ NEW ★ NEW

★ ELECTRON TRACKBALL



Add a new dimension and mouse-like control to your Electron graphics, art, drawings, CAD, X-Y movements and games. Interfaces to analogue port on Plus 1.


£24.90 Incl. VAT

★ MOUSEPAINT SOFTWARE

Superb icon driven drawing package for both Trackball and Tablet. Cassette save and load, outline or solid circles, ellipses, rubber rectangles, text, corrected dotted or solid lines, rubber band lines, colour choice, scribble, infinite paint brushes, hatch or plain fill in 4 out of 8 colours.

£9.90 Incl. VAT

★ TARANTULA TOUCH TABLET



The most natural way for a designer or artist to conveniently draw or trace into an Electron with an exciting electronic pad and stylus. Includes a free copy of the Mousepaint paint package.

£69.90 Incl. VAT



WIGMORE HOUSE LTD
32 Saville Row,
London W1X 1AG.

01-734 0173
01-734 8826

P&P = £2.00

However you can just as easily restore a corrupted disc as well. Experiment with the editor using a disc which has nothing valuable on to begin with.

Try examining a few discs and see what's there. Find out what happens to the contents when you delete a file, by examining it before and after. ● Next time we'll see how to restore deleted and corrupted files and we'll write a recover utility.

Cursor	Move throughout the display
Shift+cursor up/down	Display first or second 128 bytes
Shift+cursor left/right	Move back or forward one sector
Ctrl+cursor left/right	Move back or forward one track
A	Ascii input
H	Hexadecimal input
S	Save the sector

Table 1: A summary of the control keys

```

10 REM Sector Editor
20 REM By R.A.Waddilove
30 REM (c) Electron User
40 ON ERROR OSCLI"FX4":R
EPORT:PRINT" at line ";ERL:
END
50 MODE 6:HINEM=&5000
60 PROCinitialise
70 REPEAT key$=CHR$GET
80 IF INSTR("^|\",key$)
AZ=AZ-(key$="|")+ (key$="^"
)-16*((key$="\")-(key$="^"))
):PROCdisc("read");PROCdisp
lay
90 IF key$="" OX=0:PROC
display
100 IF key$="_" OX=&80:PR
OCdisplay
110 IF INSTR("AHah",key$)
PROCinput
120 IF INSTR("Ss",key$) P
ROCsave
130 PROCmove:#FX21
140 UNTIL FALSE
150
160 DEF PROCinitialise
170 VDU19,0,4;0;
180 VDU28,1,24,39,0
190 #MOUNT
200 #FX4,1
210 #FX16
220 cursor$=CHR$136+CHR$1
37+CHR$138+CHR$139
230 FDC=&900:osword=&FFF1
240 REPEAT
250 INPUT"Input disc add
ress...&A$
260 IF A$="" A$=&FFF
270 AZ=VAL("&"+A$)
280 UNTIL AZ>-1 AND AZ<&5
00
290 CLS:PRINT TAB(8,1)"AD
FS Sector Editor";TAB(8,3)"
Track:";TAB(12,3);"Sector:"
;TAB(25,3);"Address:&"
300 PROCdisc("read")
310 PROCdisplay
320 xxZ=0:yyZ=0:key$="":P
ROCmove
330 ENDPROC
340
350 DEF PROCdisc(function
$)
360 AZ=(AZ+&500)MOD &500
370 ?FDC=0
380 FDC!1=&5000
390 IF function$="write"
FDC?5=&0A ELSE FDC?5=&0B
400 FDC?6=AZ DIV&10000:FD
C?7=(AZ DIV &100)AND &FF:FD
C?8=AZ AND &FF
410 FDC?9=1
420 ZX=AZ:AZ=&72:YX=FDC D
IV 256:XX=FDC MOD 256:CALL
osword:AZ=ZX
430 IF ?FDC>0 PRINT TAB(0
,24)"*** Disc Error ***";CH
R$?; ELSE PRINT TAB(0,24);S
PC(20);
440 ENDPROC
450
460 DEF PROCdisplay
470 AZ=(AZ+&500)MOD &500:
REM get within range
480 PRINT TAB(6,3);AZDIV1
6;" ";TAB(19,3);AZMOD16;" "
;TAB(34,3);"AZ
490 PRINT TAB(0,5);
500 FOR IX=0 TO 15
510 A$="":PRINT;"(OX+IX*8
)DIV16;(IX*8)MOD16;"":CHR$
9;
520 FOR JZ=0 TO 7
530 BZ=?(&5000+OX+IX*8+JZ
)
540 IF BZ>31 AND BZ<127 A
$=A$+CHR$BZ ELSE A$=A$+" "
550 PRINT;"BZDIV16;"BZMOD
16;CHR$9;
560 NEXT
570 PRINT CHR$9;A$
580 NEXT
590 ENDPROC
600
610 DEF PROCmove
620 PRINT TAB(3+xxZ*3,5+y
yZ);" ";CHR$9;CHR$9;" "
630 xxZ=xxZ-(key$=CHR$137
)+(key$=CHR$136):yyZ=yyZ+(x
xZ(0)-(xxZ=8):xxZ=(xxZ+8)MO
D8
640 yyZ=yyZ-(key$=CHR$138
)+(key$=CHR$139):yyZ=(yyZ+1
6)MOD16
650 PRINT TAB(3+xxZ*3,5+y
yZ);"[";CHR$9;CHR$9;"]";TAB
(29+xxZ,5+yyZ);
660 ENDPROC
670
680 DEF PROCinput
690 PRINT TAB(0,23);"Inpu
t ";
700 IF INSTR("Hh",key$) I
NPUT "Hex &A$:IF LEN(A$) B
Z=VAL("&"+A$)
710 IF INSTR("Aa",key$) I
NPUT "Ascii ";A$:BZ=ASC(A$)
720 PRINT TAB(0,23)SPC(30
)
730 key$=CHR$137
740 IF A$="" ENDPROC
750 ?(&5000+xxZ+yyZ*8+OX)
=BZ
760 PRINT TAB(4+xxZ*3,5+y
yZ);"BZDIV16;"BZMOD16;TAB(2
9+xxZ,5+yyZ);
770 IF BZ>31 AND BZ<127 V
DU BZ ELSE PRINT". ";
780 ENDPROC
790
800 DEF PROCsave
810 PRINT TAB(10,23)"Ar
e you sure?"
820 REPEAT key$=INKEY$50:
#FX21
830 COLOUR1:COLOUR128:PRI
NT TAB(0,23)"SAVE";:COLOUR0
:COLOUR129:PRINTCHR$9;"DATA
"
840 FOR IX=0 TO 2000:NEXT
850 COLOUR0:COLOUR129:PRI
NT TAB(0,23)"SAVE";:COLOUR1
:COLOUR128:PRINTCHR$9;"DATA
"
860 UNTIL INSTR(" YvNn",k
ey$)>1
870 IF INSTR("Yy",key$) P
ROCdisc("write")
880 PRINT TAB(0,23)SPC(30
)
890 ENDPROC

```

This listing is included in this month's cassette tape offer. See order form on Page 61.

Triangular Circles

Notebook

THIS month's program has the Electron producing a circle made up of triangles, courtesy of the functions RAD, SIN and COS along with a little relative plotting.

```

10 REM CIRCLE OF TRIANGLES
20 REM TREVOR ROBERTS
30 MODE 0
40 VDU 29,640,512;
50 FOR loop= 0 TO 360 STEP 15
60 angle=RAD(loop)
70 x=200*SIN(angle)
80 y=200*COS(angle)
90 PROCtriangle(x,y)
100 NEXT loop
110 END
120 DEF PROCtriangle(x,y)
130 MOVE x,y
140 PLOT 1, 50,50
150 PLOT 1,50,-50
160 PLOT 1,-100,0
170 ENDPROC
    
```

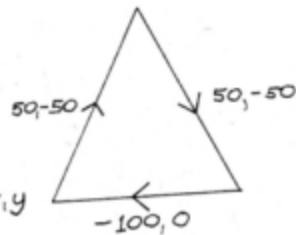
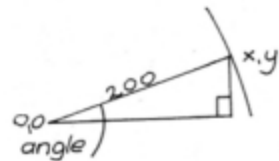
FOR...NEXT
loop cycles
24 times
calling
procedure
each time

procedure
definition

origin to
centre of screen

calculates point
on circle's edge

relative plotting



- 10,20 Label the program. Everything on a line after a REM is ignored by the micro.
- 30 Puts the Electron into Mode 0, the two colour, high resolution mode. This uses up a lot of memory, 20k, but since the program is so short it's not a problem.
- 40 Moves the graphics origin – the zero point for the MOVE and DRAW commands – to the centre of the screen.
- 50-100 Form a FOR...NEXT loop with control variable *loop*. This cycles 24 times as *loop* goes from 0 to 360 in steps of 15. If this reminds you of your school geometry, full marks. It's no coincidence that there are 360 degrees in a circle.
- 60 Uses the function RAD to convert the value of *loop* into a number of radians and stores them in *angle*. This is done because the functions COS and SIN work in radian measure, not the more familiar degrees.
- 70,80 Use SIN and COS to calculate the coordinates of a point on a circle centred on the origin and with radius 200.
- 90 Calls PROCtriangle using the coordinates calculated in the previous two lines. As the loop cycles each of these pairs of coordinates will be positioned further round the circumference of the circle. The

- 110 result is the circle of triangles. Stops the program crashing into the procedure definition.
- 120-170 Make up the procedure which draws the triangle. When it's called from the main program values are passed to the procedure to use in place of the dummy variables, *x* and *y*.
- 130 MOVES the graphics cursor to the point *x,y*. Each time the procedure is called *x,y* will be further round the circle.
- 140 The PLOT 1,50,50 command tells the Electron to draw a line from the present position of the graphics cursor to the point which is 50 units further along the X axis and 50 units further up the Y axis. Notice that these coordinates are relative, not absolute. If the graphics cursor is at *x,y* then PLOT 1,50,50 will move the graphics cursor to *x+50,y+50*.
- 150,160 Also draw lines using relative plotting. Three lines are drawn and, as the totals of the relative X and Y coordinates are 0 and 0 respectively, they come back to the starting point. A triangle is born!
- 170 Ends the procedure. Can you write one that produces rectangles or stars or even circles?

Try adding these lines and see what happens to the triangles:

```

44 BCOL 3,3
48 FOR T=1 TO 5
100 NEXT T
100 PROCtriangle(x,y)
    
```

Trevor Roberts

TIMEPIECE is a superb graphics program which animates the hands on a fob watch.

When the program is **RUN** a set of arrays are initialised to speed up the drawing of the watch.

This takes quite some time – no pun intended – so please be patient.

Once this is complete the fob watch is drawn on the screen with great speed and you can enter the correct time.

You can reset this by pressing the Shift key once the hands are moving.

Now you can sit back, relax and enjoy the superbly animated hands as they sweep around the clock face.

TIMEPIECE



By **KEN GOODACRE**

PROCEDURES

array	Initialises data arrays.
case	Draws sections of the case.
seconds	Updates second hand.
minutes	Updates minute hand.
hour	Updates hour hand.
init	Initialises variables.
error	Traps program errors.
knurl	Draws knurl at top of watch.
face	Draws clock face.
name	Draws name on clock face.
set	Sets clock to specified time.
reset	Erases hands from clock face.
strike	Sounds chime each hour.

Timepiece listing

```

10REM Timepiece
20REM By K.Goodacre
30REM (C) Electron User
40ON ERROR:MODE6:PROCerr
or:END
50MODE4:VDU23,1;0;0;0;0;
:PROCinit
60PRINTTAB(10,2)*T I M E
- P I E C E*
70PRINTTAB(14,6)*. B y
.*
80PRINTTAB(10,9)*K . G o
o d a c r e*
90PRINTTAB(14,13)*Please
Wait,*
100PRINTTAB(4,16)*While A
rray's Are Calculated.....
*
110PROCArray(0.5,0.8,6,0)
120PRINTTAB(7,19);B#cXC$:
cX=cX+1
130PROCArray(1.6,0.23,12,
1)
140PRINTTAB(7,21);B#cXC$:
cX=cX+1
150PROCArray(1.6,0.25,12,
2)
160PRINTTAB(7,23);B#cXC$:
cX=cX+1
170PROCArray(1.6,0.35,12,
3)
180PRINTTAB(7,25);B#cXC$:
cX=cX+1
190PROCArray(0.4,0.6,12,4
)
200PRINTTAB(7,27);B#cXC$:
cX=cX+1
210TIME=0:REPEAT UNTIL TI
ME>=00
220CLS:VDU20,15,7,39,5:VD
US
230PROCcase(0,1,310,345,6
30,1,1,30)
240PROCcase(0,1,350,340,6
20,1,2,30)
250PROCcase(0,1,130,325,6
30,1,2,30)
260PROCcase(0,1,120,315,6
30,1,2,15)
270PROCcase(15,1,350,340,
620,1,3,30)
280PROCcase(0,2,350,730,3
45,1,0,60)
290PROCcase(0,2,310,730,3
60,1,0,60)
300PROCcase(0,2,300,730,3
60,3,0,60)
310PROCcase(0,1,290,730,3
60,2,0,60)
320PROCcase(0,2,110,715,2
00,4,0,60)
330PROCcase(0,2,95,1160,3
90,1,0,60)
340PROCcase(0,2,60,1125,3
90,3,0,60)
350PROCcase(4,2,330,730,3
55,1,0,6)
360PROCcase(4,2,325,730,3
55,1,0,6)
370PROCcase(0,2,55,1125,3
90,4,0,60)
380PROCcase(0,1,60,1125,3
90,4,4,30)
390PROCknurl:PROCface:PRO
Cset:GCOL3,1
400REPEAT:REPEAT:IFINKEY-
1:PROCreset
410UNTIL TIME>=100:TIME=0
:PROCseconds
420IFflagX=1:PROCstrike
430UNTIL FALSE
440:
450DEFPROCArray(tilt,pitc
h,stepX,bneX)
460BZ=0:FORA=0TO360STEPst
epX
470X=(COS(tilt)*COS(RAD(A
))+SIN(tilt)*SIN(RAD(A))*pi
tch)
480Y=(COS(RAD(A))*SIN(til
t)-SIN(RAD(A))*COS(tilt)*pi
tch)
490IFbneX=0xa0(BZ)=X:ya0(
BZ)=Y

```

Turn to Page 34

Never before have there been such money-saving offers for readers of a computer magazine!



EXPAND your Electron

... for much, much less than the price you'd normally pay

How the Plus 1 helps you make the most of your Electron

With the Plus 1, you and your Electron enter a whole new computing dimension. The Plus 1 turns your Electron into a fully fledged micro capable of using printers, joysticks and cartridge ROMs – the software that comes on a chip. In addition, the Plus 1's analogue to digital port gives access to the outside world – while the slots for the ROM cartridges allow the Electron to take advantage of the latest, most exciting hardware developments yet to be released.


If you want to use your Electron to the full, then it's essential you get a Plus 1.

Normal

Spec
for re
Elect

£3

Inc. F
ROM



EXPAND - with the Electron Workstation

Now you can transform your Electron into a serious micro Workstation. This package consists of a Plus 1 and the wordprocessor and Viewsheet spreadsheet, both on cartridge. Workstation makes the Electron a hard-working yet inexpensive office. From business letters to your first novel, from cash flow crises, it can take them all in its stride.

Normal price £119.80

Electron Use

EXPAND - with the Electron Database

Bring the speed of discs and the organised memory of a personal computer to your Electron with the Electron Data Manager. It consists of a software interface and Acorn's official disc-based Database – a disc that can keep track of things quickly, reliably and efficiently. Sophisticated and fast, the Data Manager is a must for all serious Electron users.

Normal price £248.95

Electron Use

All prices include VAT and carriage.

Please use the order form



ay!

make

price £59.90

Special price
for readers of
Electron User

9.95

FREE game
cartridge

Workstation!

Now with the Electron
the acclaimed View
cartridge ROMs. The
comprehensive tool for home
and home economics to

Normal price £69.95

Meta Manager!

A powerful database to
manage lists of the Plus 3
that allows you to
create, accurate and
applications.

Normal price £149.95

EXPAND - with the Electron Language Lab

Now you can dramatically extend your programming horizons with this exclusive offer from Electron User. It comes complete with the Plus 1 interface and the Pascal and Logo cartridge ROMs. The Language Lab frees you from the limitations of Basic by giving you the two most educationally favoured high level programming languages - Logo and Pascal.

LOGO: Acclaimed by teachers, parents and pupils alike, it's the language that's put the fun back into learning the fundamentals of programming. It's simple enough for a child to use, yet complex enough to satisfy the most exacting computer buff.

PASCAL: The language that's set the computer world ablaze. When you've programmed in Pascal you'll wonder why you ever used anything else. Powerful, elegant, yet easy to learn, it's a fascinating language designed to improve both programming and programs.

With these exciting languages available instantly on ROM, the Language Lab gives your Electron two new, exciting and very different personalities. It's the best package for the Electron yet. No programmer will want to be without it. And it comes to you at LESS THAN HALF the usual price!

Normal price £197.90

Electron User price £89.95



on Page 61

Timepiece listing

From Page 31

```

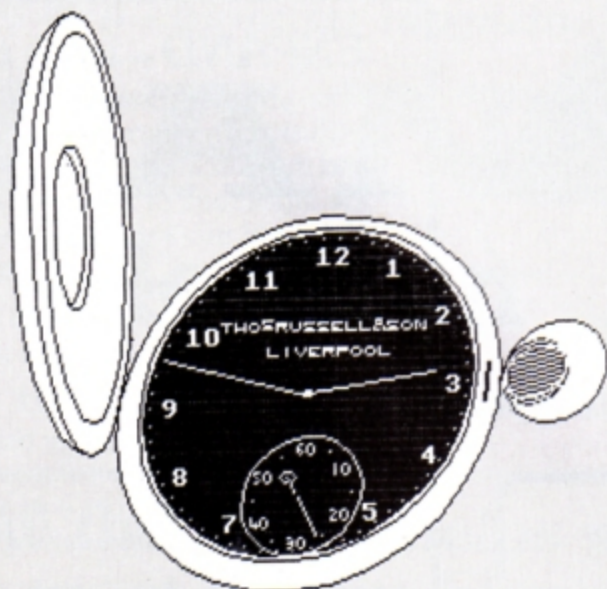
500IFbneZ=1xa1(BZ)=X:ya1(
BZ)=Y
510IFbneZ=2xa2(BZ)=X:ya2(
BZ)=Y
520IFbneZ=3xa3(BZ)=X:ya3(
BZ)=Y
530IFbneZ=4xa4(BZ)=X:ya4(
BZ)=Y
540BZ=BZ+1:NEXT:ENDPROC
550:
560DEFPROCcase(stZ,stepZ,
xizeZ,xposZ,yposZ,beqZ,bneZ
,finZ)
570IFbeqZ=0ORbeqZ=2ORbeqZ
=4GCOL0,0ELSEGCOL0,1
580IFbneZ=0MOVExposZ+xize
Z*xa0(stZ),yposZ+xizeZ*ya0(
stZ)
590IFbneZ=1MOVExposZ+xize
Z*xa1(stZ),yposZ+xizeZ*ya1(
stZ)
600IFbneZ=2MOVExposZ+xize
Z*xa2(stZ),yposZ+xizeZ*ya2(
stZ)
610IFbneZ=3MOVExposZ+xize
Z*xa3(stZ),yposZ+xizeZ*ya3(
stZ)
620IFbneZ=4MOVExposZ+xize
Z*xa4(stZ),yposZ+xizeZ*ya4(
stZ)
630FORB=stZTOfinZSTEPstep
Z
640IFbneZ=0XZ=xposZ+xizeZ
*xa0(B):YZ=yposZ+xizeZ*ya0(
B)
650IFbneZ=1XZ=xposZ+xizeZ
*xa1(B):YZ=yposZ+xizeZ*ya1(
B)
660IFbneZ=2XZ=xposZ+xizeZ
*xa2(B):YZ=yposZ+xizeZ*ya2(
B)
670IFbneZ=3XZ=xposZ+xizeZ
*xa3(B):YZ=yposZ+xizeZ*ya3(
B)
680IFbneZ=4XZ=xposZ+xizeZ
*xa4(B):YZ=yposZ+xizeZ*ya4(
B)
690IFbeqZ=1ORbeqZ=4DRAWXZ
,YZ
700IFbeqZ=2PLOT69,XZ,YZ
710IFbeqZ=3MOVExposZ,ypos
Z:PLOT85,XZ,YZ
720NEXT:ENDPROC
730:
740DEFPROCseconds
750MOVE705,200:DRAWxZ,y
Z

```

```

760MOVE705,200:DRAWxZ,yb
Z
770MOVExZ-12,ybZ+12:VDU2
25
780SZ=SZ+1:bZ=bZ+1
790xZ=705+90*xa0(SZ)
800yZ=200+90*ya0(SZ)
810xbZ=705+40*xa0(bZ)
820ybZ=200+40*ya0(bZ)
830MOVE705,200:DRAWxZ,y
Z
840MOVE705,200:DRAWxZ,yb
Z
850MOVExZ-12,ybZ+12:VDU2
25
860IFSZ=50PROCminutes
870IFSZ=60SZ=0
880IFbZ=60bZ=0
890ENDPROC
900:
910DEFPROCminutes
920MOVE729,359:DRAWxZ,y
Z
930MZ=MZ+1:IFMZ=60MZ=0
940xZ=730+290*xa0(MZ)
950yZ=360+290*ya0(MZ)
960MOVE729,359:DRAWxZ,y
Z:GCOL0,0
970MOVE730-12,360+12:VDU2
26:GCOL3,1
980IFMZ=20RMZ=140RMZ=260R
MZ=380RMZ=50PROChour
990IFMZ=50RMZ=200RMZ=350
UND1,1,100,1
1000IFMZ=50flagZ=1
1010ENDPROC
1020:
1030DEFPROChour
1040MOVE731,361:DRAWxZ,yh
Z
1050HZ=HZ+1:IFHZ=60HZ=0
1060strikeZ=HZ+10
1070IFHZ=55strikeZ=5
1080xhZ=730+230*xa0(HZ)
1090yhZ=360+230*ya0(HZ)
1100MOVE731,361:DRAWxZ,yh
Z:GCOL0,0
1110MOVE730-12,360+12:VDU2
26:GCOL3,1
1120ENDPROC
1130:
1140DEFPROCinit
1150DIMxa0(60):DIMya0(60)
1160DIMxa1(30):DIMya1(30)
1170DIMxa2(30):DIMya2(30)
1180DIMxa3(30):DIMya3(30)
1190DIMxa4(30):DIMya4(30)
1200HZ=50:MZ=50:SZ=50:cZ=0
1210RESTORE2260:FORA=225TO

```



```


246
1220READB,C,D,E,F,G,H,I
1230VDU23,A,B,C,D,E,F,G,H,
I:NEXT
1240B$="Set Up x and y Arr
ay"
1250C$="ok!"
1260ENVELOPE1,2,3,0,0,0,0,
0,00,-1,-1,-1,90,90
1270ENDPROC
1280:
1290DEFPROCerror:VDU14
1300REPORT:PRINT" at line"
;ERL:ENDPROC
1310:
1320DEFPROCknurl:GCOL0,0
1330FORA=344TO400STEP8
1340MOVE1000,A:DRAW1170,A+
20
1350NEXT:ENDPROC
1360:
1370DEFPROCface:GCOL0,0:PR
OCname
1380A=241:cZ=1:nZ=51
1390FORB=5TO60STEP5
1400XZ=720+260*xa0(B)
1410YZ=370+260*ya0(B):MOVE
XZ,YZ
1420IFcZ<7ANDcZ<20PRINTCH
R$(nZ)
1430IFcZ>7ANDcZ<11PRINTCHR
$(49)+CHR$(mZ)
1440IFcZ=10cZ=1:nZ=40
1450IFcZ=7mZ=79
1460IFcZ=8mZ=49
1470IFcZ=9mZ=50
1480nZ=nZ+1:cZ=cZ+1:NEXT
1490FORB=0TO50STEP10
1500XZ=700+85*xa0(B)
1510YZ=220+85*ya0(B):MOVE
X,YZ
1520PRINTCHR$(A):A=A+1:NEX
T
1530FORB=5TO55STEP10
1540XZ=715+90*xa0(B)
1550YZ=200+90*ya0(B)
1560PLOT69,XZ,YZ:NEXT:ENDP
ROC
1570:
1580DEFPROCname:RESTORE163
0
1590X=580:Y=490:FORA=1TO15
:READB
1600MOVEX,Y:PRINTCHR$(B):X=X
+24:NEXT
1610X=660:Y=450:FORA=1TO9:
READB
1620MOVEX,Y:PRINTCHR$(B):X=X
+24:NEXT
1630DATA235,236,233,239,23
1,234,238,238,230,227,227,2
40,238,233,237
1640DATA227,228,229,230,23
1,232,233,233,227
1650ENDPROC
1660:
1670DEFPROCset:GCOL0,0:fla
gZ=0
1680*FX21
1690MOVE730-12,360+12:VDU2
26
1700VDU4:INPUT"HOURS?"hZ:V
DU5
1710IFhZ<10rhZ>12hZ=12
1720hZ=hZ+5
1730IFhZ=10hZ=hZ-10:GOTO1
750
1740IFhZ<10hZ=hZ+50
1750IFSZ=30bZ=SZ-30:GOTO1
770

```

1760IFs%<30b%#S%+30	1940VDU4:INPUT"MINUTES?"m% :VDU5	2100ENDPROC	.0.0.0.128.126.128.248.0.0
1770GCOL3.1	1950IFm%<10Rm%>60m%=0	2110:	.0.0.32.32.32.32.0.0.0.0.1
1780xs%#705+90*xa0(S%)	1960IFm%>10m%#m%-10:GOTO1	2120DEFPROCreset:H%=50:M%=	36.136.80.32.0.0.0.0.248.1
1790ys%#200+90*ya0(S%)	980	50:S%=50	28.224.248.0.0.0.0.248.248
1800xb%#705+40*xa0(b%)	1970IFm%<10m%#m%+50	2130MOVE705,200:DRAWxs%,ys	.144.136
1810yb%#200+40*ya0(b%)	1980GCOL3.1	%	2270DATA0.0.0.0.248.248.12
1820MOVE705,200:DRAWxs%,ys	1990IFm%>50REPEAT:PROCmin	2140MOVE705,200:DRAWxb%,yb	8.128.0.0.0.0.112.136.136.
%	utes:UNTILM%=m%	%	112.0.0.0.0.136.136.136.11
1830MOVE705,200:DRAWxb%,yb	2000GCOL0.0:MOVE730-12,360	2150MOVExb%-12,yb%+12:VDU2	2.0.0.0.0.248.32.32.32.0.
%	+12:VDU226	25	0.0.0.136.136.248.136.0.0.
1840MOVExb%-12,yb%+12:VDU2	2010VDU4:INPUT"SECONDS?"s% :VDU5	2160MOVE729,359:DRAWxm%,ym	0.0.200.168.168.152.0.0.0.
25	2020IFs%<10Rs%>60s%=0	%	0.248.128.112.248
1850xm%#730+290*xa0(M%)	2030IFs%>10s%#s%-10:GOTO2	2170MOVE731,361:DRAWxh%,yh	2280DATA0.0.0.248.128.112.
1860ym%#360+290*ya0(M%)	850	%	248.0.0.0.0.112.80.112.136
1870MOVE729,359:DRAWxm%,ym	2040IFs%<10s%#s%+50	2180PROCset:ENDPROC	.236.0.0.0.140.146.146.146
%	2050GCOL3.1	2190:	.140.0.0.0.196.41.73.137.2
1880xh%#730+200*xa0(H%)	2060IFs%>50REPEAT:PROCsec	2200DEFPROCstrike:SOUND1,1	30.0.0.0.199.41.233.41.198
1890yh%#360+200*ya0(H%)	onds:UNTILS%=s%	,193.1	.0.0.0.134.137.169.249.36
1900MOVE731,361:DRAWxh%,yh	2070VDU4:PRINT"Press Space	2210SOUND2,1,177,1:SOUND3,	0.0.0.0.230.137.73.41.196.0
%	Bar To Start"	1,165.1	.0.0.102.137.201.169.70
1910GCOL0.0:MOVE730-12,360	2080PRINT"Press Shift To R	2220strike%=strike%-5	
+12:VDU226	eset"	2230IFstrike%#eflag%=0	
1920GCOL3,1:REPEAT:PROChou	2090REPEATUNTILGET=32:TIME	2240ENDPROC	
r:UNTILH%=h%	=0:CLS:VDU5	2250:	
1930GCOL0.0:MOVE730-12,360		2260DATA0,60,66,129,66,60,	
+12:VDU226		0.0.0.0.56.124.56.0.0.0.0	

This listing is included in this month's cassette tape offer. See order form on Page 61.

JOYSTICKS— THE COMPLETE SOLUTION



DELTA 3B SINGLE—BBC B or ELECTRON PLUS 1 £12.00

A single joystick that in some ways can act as two. The custom made special "low noise" potentiometers are wired so that it will work as a left hand or right hand joystick. It can even run some programs written for two joysticks and has the fire buttons of both.

DELTA 3B TWIN—BBC B or ELECTRON PLUS 1 £19.95

A direct but improved alternative for the original ACORN joysticks, with 2 joysticks wired to one plug. As with all our joysticks they have the fast action sprung to centre return of the steel shafted nylon covered joystick. The light action makes them ideal to hold and the 3 fire buttons allow left or right-handed use.



Available from your dealer
or direct from us



Voltmace Limited

Park Drive
Baldock
Herts
SG7 6EW
Telephone (0462) 894410

THOSE of you who have used light pens on the Electron will have discovered their limitation – low resolution. This is because a light pen can only respond to a character-sized cell.

Sometimes this is overcome by introducing a drag factor whereby a cursor is dragged in the general direction the pen is moving, giving the illusion of pixel resolution.

However this can be clumsy, and only works if the pen is moving – not ideal for drafting.

The Tarantula Touch Tablet from Wigmore House works in a similar way to a light pen except that the tablet takes the place of the screen and will give you pixel resolution.

It is small enough to fit neatly beside your Electron, but can easily be moved to a more convenient position as it comes with a metre of flex. It connects into the ADVAL port of the Plus 1.

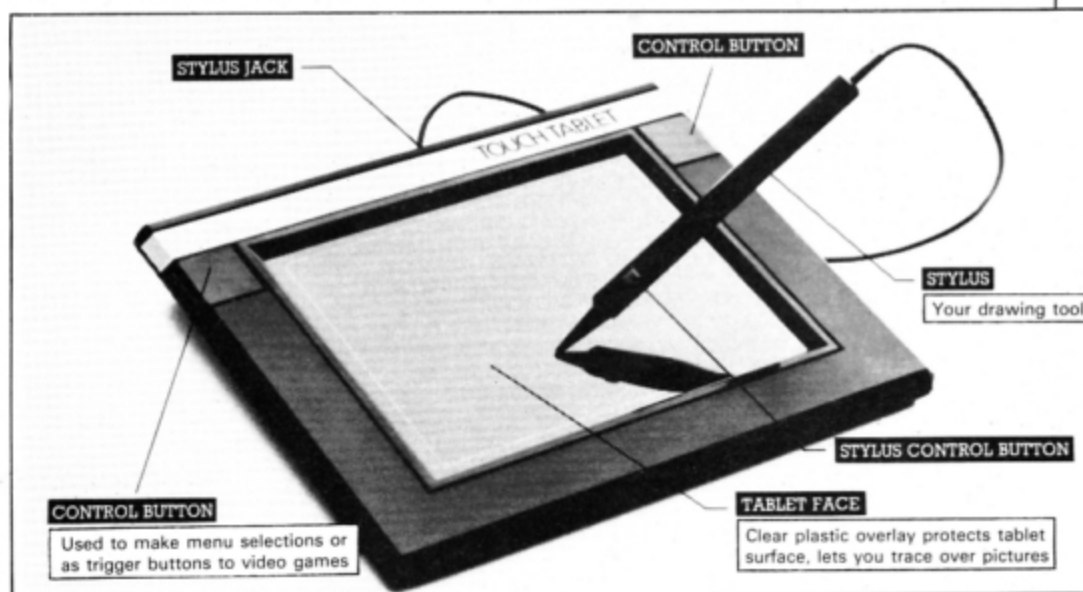
You draw on the tablet with a pen which is connected to it by about half a metre of wire. A button on the end of the pen switches it on and off.

Being triangular rather than round, the pen is easy to hold and the button comfortable to press.

The program accompanying the Tarantula is Mousepaint, the same program used by the Wigmore trackball with a few extensions. (We reviewed the trackball in the October 1985

Try a tablet for pixel resolution

ROBIN NIXON tests the Tarantula Touch Tablet



issue of *Electron User*.)

Mousepaint runs in Mode 1. Down the right hand side of the screen is a menu of icons

and letters showing the options available.

To select from the menu you touch the corresponding area on the tablet with your pen and press the button.

Some of the many options available are listed in the adjoining panel.

Let's follow one of these options through in practice. To draw a rectangle you first move to the rectangle icon and press the switch.

Then move over to one corner of the rectangle and press the switch again.

Now as you move the pen you see a rectangle being dragged about. When you are satisfied with its size and position you press the switch again and the rectangle is fixed in place.

The horizontal/vertical line draw is a nice idea which I used a lot.

You plot two points roughly

where you want a line to be and the program will put the line exactly in place. This is very useful if your hands are still shaking from the night before or you accidentally jerk the pen at the last moment.

The program is so easy to use that the only time you need to touch the keyboard is when you are entering text.

On selection of the text icon a prompt appears in a small window at the bottom of the screen. You then type in your text, press Return, move the pen to where you want the text to go, and press the button.

All in all this is a nice package which has many applications, from designing your own screens and title pages to quite sophisticated technical drawing.

As the software's in Basic and is unprotected you can adapt the Tarantula so that it grows with your needs.

- ★ **Freehand sketching.** What you draw is what you get.
- ★ **Line rubber-banding.** After plotting a start point a line is stretched between it and wherever the pen is positioned until the button is pressed, when the line is fixed in place.
- ★ **Rectangle rubber-banding.** As with line rubber-banding, only producing rectangles.
- ★ **Horizontal/vertical line draw.** A feature to make perfect horizontal or vertical lines out of slightly diagonal ones.
- ★ **Circles.** Where you plot the centre and a point on the circumference.
- ★ **Dotted lines.** As with line rubber-banding but dotted.
- ★ **Text.** This enables you to enter text anywhere you want it on screen.
- ★ **Fill.** A partial fill which may need to be used several times to fill large, complicated shapes.

Some of the options available using the Tarantula Touch Tablet

Ready Reference

Collect the Electron User Ready Reference charts — and have all the facts at your fingertips!

ASC

Returns the Ascii code of the string inside the brackets. Hence:

```
PRINT ASC("a")
```

gives 97. Notice that:

```
string$="centigrade"  
PRINT ASC(string$)
```

just gives the Ascii code of the first letter of the string.

STRING\$

Used to create large strings from smaller ones. So if you want a line of 20 asterisks you can use:

```
asterisk$=STRING$(20,"*")  
PRINT asterisk$
```

It's recommended when using a lot of spaces, as it's easier to accurately enter:

```
PRINT STRING$(10," ")
```

than:

```
PRINT "      "
```

though:

```
PRINT STRING$(10,CHR$(32))
```

is even clearer.

CHR\$

Translates an Ascii code into the character it represents. So:

```
PRINT CHR$(65);CHR$(66);  
CHR$(67)
```

gives:

ABC

You can also use the Ascii control codes, so:

```
PRINT CHR$(7)
```

rings the bell while the printer can be turned on and off with:

```
PRINT CHR$(2)  
PRINT CHR$(3)
```

LEN

Provides the answer to the question: "How long is a string?" It gives the number of characters in a string. Hence:

```
PRINT LEN("centigrade")
```

returns 10. Notice that:

```
PRINT LEN("-12")
```

gives the answer 3. The minus sign counts.

STR\$

Turns a number or expression into a string. So if you've got a number 32 and you want it to be a string you use:

```
string$=STR$(32)
```

Notice that it is now a string. You can't do maths with it as you'll see if you try:

```
PRINT string$ *2
```


MicroLink

Your personal passport to the world of communications with

TELECOM GOLD

Telecom Gold is a trademark of British Telecommunications plc

What it offers the Electron user . . .

Electronic mail is much cheaper than the post

Sending mailbox messages to other subscribers, whose numbers are rapidly growing, is the cheapest form of communication possible. You can send a message of any length to another mailbox for less than the cost of a first-class stamp. And it doesn't cost a penny more to send the same message to 500 different mailboxes! Even a message sent to a mailbox on the other side of the world only costs 30p.

The biggest bulletin board of them all

The number of bulletin boards is growing rapidly. The only snag is that the vast majority are single-user boards – which means lots of other people are also trying to make contact and all too often all you get is the engaged tone. But with the MicroLink bulletin board there is no limit to the number of people using it at the same time. And no limit to the number of categories that can be displayed on the board.

Give your micro mainframe power

With MicroLink your micro becomes a terminal linked directly to the Telecom Gold mainframe computer, and able to tap its tremendous power and versatility. Right away you'll be able to use giant number-crunching programs that can only run on a mainframe.

The mailbox that is always open

MicroLink is in operation 24 hours a day, every day. That means you can access your mailbox whenever you want, and from wherever you are . . . home, office, airport – even a hotel bedroom or golf club! No-one needs to know where you are when you send your message.

We're only a local phone call away

The majority of MicroLink subscribers can connect to our mainframe computer in London by making a local phone call. This is possible because they use British Telecom's PSS system, which has access points all over Britain. A local phone call is all you need, too, for direct access via MicroLink to all the other countries belonging to the international Dialcom system.

Telemessages – at a third off

The modern equivalent of the telegram is the telemessage. Send it before 10pm and delivery is guaranteed by first post the following day (except Sunday). The service was intended for people phoning their message to the operator, which costs £3.50 for 50 words. But you can now use it via MicroLink, for only £1.25 for up to 350 words! For an extra 65p your message can be delivered in an attractive greetings card.

Go teleshopping on your micro

With MicroLink you can study the British Rail timetable – and then buy your ticket in advance. You can book theatre tickets. And even order a bouquet of flowers. It's all part of the tele-shopping revolution!

Send and receive telex messages

With MicroLink you can turn your micro into a telex machine, and can send and receive telex messages of any length. You will be able to communicate directly to 96,000 telex subscribers in the UK, 1½ million worldwide – and even with ships at sea via the telex satellite network. Business people can now send and receive telexes after office hours, from home or when travelling.

What does it all cost?

Considering all the services you have on tap, MicroLink is remarkably inexpensive. You pay a once-only registration fee of £5, and then a standing charge of just £3 a month. On-line costs are 3.5p a minute (between 7pm and 8am) or 11p a minute during office hours. There is an additional 2.5p a minute PSS charge if you are calling from outside the 01- London call area. Charges for telex, telemessages and storage of files are given on the next page.

How much it costs to use MicroLink

Initial registration fee: £5.

Standing charge: £3 per calendar month or part.

Connect charge: 3.5p per minute or part - cheap rate; 11p per minute or part - standard rate.

Applicable for duration of connection to the Service. Minimum charge: 1 minute. Cheap rate is from 7pm to 8am, Monday to Friday, all day Saturday and Sunday and public holidays; Standard rate is from 8am to 7pm, Monday to Friday, excluding public holidays.

Filing charge: 20p per unit of 2,048 characters per month.

Applicable for storage of information, such as telex, short codes and mail files. The number of units used is an average calculated by reference to a daily sample.

Information Databases: Various charges.

Any charges that may be applicable are shown to you before you obtain access to the database.

MicroLink PSS service: 2.5p per minute or part (300 baud); 3p per minute or part (1200/75 baud).

Only applies to users outside the 01-London call area.

Telex registration: £10.

Outgoing telex: 5.5p per 100 characters (UK); 11p per 100 (Europe); 18p per 100 (N. America); £1.25 per 400 (Rest of world); £2.75 per 400 (Ships at sea).

Deferred messages sent on the night service are subject to a 10 per cent discount.

Incoming telex: 50p for each correctly addressed telex delivered to your mailbox. Obtaining a mailbox reference from the sender incurs a further charge of 50p.

It is not possible to deliver a telex without a mailbox reference. If a telex is received without a mailbox reference the sender will be advised of non-delivery and asked to provide a mailbox address.

Each user validated for telex and using the facility will incur a charge of 6 storage units a month. Further storage charges could be incurred depending on the amount of telex storage and the use made of short code and message file facilities.

Telemessages: £1.25 for up to 350 words.

Telemessages can be sent with an illustrated greetings card for 65p extra.

Radiopaging: No charge.

If you have a BT Radiopager you can be paged automatically whenever a message is waiting in your mailbox.

International Mail: For the first 2,048 characters - 20p to Germany and Denmark; 30p to USA, Australia, Canada, Singapore, Hong Kong and Israel. For additional 1,024 characters - 10p; 15p.

These charges relate to the transmission of information by the Dialcom service to other Dialcom services outside the UK and the Isle of Man. Multiple copies to addresses on the same system host incur only one transmission charge.

Billing and Payment: All charges quoted are exclusive of VAT. Currently all bills are rendered monthly.

Software over the telephone

MicroLink is setting up a central store of software programs which you'll be able to download directly into your micro. The range will include games, utilities, educational and business programs, and will cover all the most popular makes of micros.

Talk to the world - by satellite

MicroLink is part of the international Dialcom network. In the USA, Australia and a growing number of other countries there are many thousands of users with electronic mailboxes just like yours. You can contact them just as easily as you do users in Britain - the only difference is that the messages from your keyboard go speeding around the world via satellite.

What you need to access MicroLink

You must have three things in order to use MicroLink: a computer (it can be any make of micro, hand-held device or even an electronic typewriter provided it has communications facilities), a modem (it can be a simple Prestel type using 1200/75 baud, or a more sophisticated one operating at 300/300 or 1200/1200 baud), and appropriate communications software.

MicroLink

in association with

TELECOM GOLD

Application Form

I/We hereby apply to join MicroLink

- I enclose my cheque for £5 payable to Database Publications as registration fee to MicroLink.
- I also wish to use Telex. I authorise you to charge an additional £10 to my initial bill for validation.
- I confirm that I am over 18 years of age.
- I confirm that I accept the terms and conditions for the time being in force.

Signature _____

Date _____

FOR OFFICE USE ONLY:

Mailbox assigned _____

Start date _____

Password _____

SEND TO:
MicroLink
Database Publications
Europa House
68 Chester Road
Hazel Grove
Stockport SK7 5NY.

* Telecom Gold is a trademark of British Telecommunications plc.

Name

Position

Company

Address

Postcode Daytime telephone

Commencement of Service

Please indicate month of commencement

19

Allow 10 days for validation of mailbox

Payment

Whilst Database Publications Ltd is the supplier of all the services to you, the commission and billing thereof will be handled by Telecom Gold as agents for Database Publications Ltd.

Date of first payment to be on 15th of month following commencement.

Please complete billing authorisation form A, B or C below:

A. Direct Debiting Mandate (Enter full postal address of Bank Branch)

To

I/We authorise you until further notice in writing to charge to my/our account with you on or immediately after 15th day of each month unspecified amounts which may be debited thereto at the instance of British Telecommunications plc - TELECOM GOLD by Direct Debit. Bills are issued 10 days before debit is processed.

Name of Account to be debited

Account Number

B. Please debit my/our Access/Visa/*American Express account number

* Overseas subscribers only

I/We authorise you until further notice in writing to charge to my/our account with you on or immediately after 15th day of each month unspecified amounts which may be debited thereto at the instance of British Telecommunications plc - TELECOM GOLD. Bills are issued 10 days before charge is applied to your account.

Signature _____ Date _____

C. Please invoice the company/authority.

- If you select this option, which is ONLY AVAILABLE to government establishments and Public Limited Companies, you will be sent an authorisation form for completion which will require an official order number to accept unspecified amounts.

Give the bricklayer his marching orders



ROBIN NIXON presents an entertaining teaching aid for young children

MARCHING Order is designed as an aid to teaching simple numeracy and ordering of numbers between 1 and 9.

The program is in two sections. In the first the pupil is shown a group of numbers which light up in turn.

As each number appears the pupil must press the Spacebar the same number of times. For each press a brick will appear above the number.

Delete can be used if too many bricks are chosen and

Return confirms selection.

In the second section the pupil must place the numbers in the correct order to enable a man to march up the bricks.

To arrange the bricks in the correct order the pupil presses the Spacebar until a man appears under the lowest number. The bricks above this number then re-position themselves at

the bottom of the screen when Return is pressed.

When all the bricks have been re-positioned in the correct order the pupil is rewarded with a short animated sequence.

At the end of each game

the selection menu is re-displayed so that you can change the level of difficulty should you wish to do so.

Marching Order listing

```

100 REM*****
110 REM*
120 REM* MARCHING ORDER *
130 REM*
140 REM* By Robin Nixon *
150 REM* (c) Electron *
160 REM* User *
170 REM*
180 REM*****
190 REM
200 IF PAGE=&E00 THEN GOT
D 240
210 *KEYB*CLS:FX13,2IM*T.
INFORIX=PAGE TO TOP STEP4:
(&E00+IX-PAGE)=!X:NEXT:PA
E=&E00IMOLDIMRUNIM*
220 FX130,0,120
230 END
240 FX13,0
250 FX16
260 MODE2:VDU23;B202;0;0;
0;19,0,5,0,0,0,19,4,6,0,0,0
:PROCinitdouble:PROCTitle
270 LDx=1:DIM Bx(9),Cx(9)
:VDU 23,241,255,255,255,255
,255,255,255,23,242,56,
56,146,124,16,40,40,40:REPE
ATUNTILINKEY(-99)=0:FX20
280 MODE1:VDU23;B202;0;0;
0;:PROCInstructions:REPEAT:
MODE1:VDU23;B202;0;0;:PRD
Cselect:MODE 2:VDU23;B202;0
;0;0;:PROCbox:PROCCount:PRD
Corder:UNTIL 0
290 END
300 DEFPROCinitdouble:DIM
AX(3):FX20
310 VDU 23,64,0,0,0,0,0,0
,0,0:ENDPROC
320 DEFPROCdouble(IX,YX,C
X,SX,CH%):BCOL0,CX:CH=ASC(
CH%)-64:FOR Y1X=1 TO 0:FOR
X1X=7 TO 0 STEP -1:IF ?(&BF
F+CHX+0+Y1X) AND 2^X1X PROC
square
330 NEXT X1X:NEXT Y1X:END
PROC
340 DEFPROCsquare:MOVE IX
+(7-X1X)*SX,YX-Y1X*SX:MOVE
XX+(7-X1X)*SX+SX,YX-Y1X*SX:
PLOT 85,XX+(7-X1X)*SX,YX-Y1
X*SX-SX:PLOT 85,XX+(7-X1X)*
SX+SX,YX-Y1X*SX-SX:ENDPROC
350 DEFPROCTitle:PROCback
ground:A$="MARCHING":FOR NX
=0 TO LEN(A$)-1:PROCdouble(
NX+160+12,1000,NX MOD 4+1,1
6,MID$(A$,NX+1,1)):NEXT:A$=
"ORDER":FOR NX=0 TO LEN(A$)
-1:PROCdouble(NX+160+260,82
0,NX MOD 4+1,16,MID$(A$,NX+
1,1)):NEXT
360 PROCreveal:ENDPROC
370 DEFPROCbackground:FOR
XX=0 TO 15:VDU 19,XX,XX-0,
0,0,0:NEXT:FOR XX=6 TO 7:VD
U 19,XX,0,0,0,0:NEXT:CX=5:F
OR XX=640 TO 0 STEP -8:BCOL
0,CX:CX=CX+1:IF CX=8 CX=5
380 MOVE XX,0:DRAW 1280-X
X,639:MOVE XX,639:DRAW 1280
-XX,0:NEXT:FOR YX=320 TO 4
STEP -4:BCOL 0,CX:CX=CX+1:I
F CX=8 CX=5
390 MOVE 0,YX:DRAW 1279,6
40-YX:MOVE 1279,YX:DRAW 0,6
40-YX:NEXT:ENDPROC
400 DEFPROCreveal:BCOL1,8
:FOR YX=640 TO 0 STEP -4:MO
VE 0,YX:DRAW 1279,YX:NEXT:C
OLOUR 4:VDU 31,3,13:PRINT*B
y Robin Nixon":COLOUR 1:VDU
31,4,30:PRINT*Press Space
":REPEAT:FOR X1=1 TO 3:OSCL
I*FX19*:ON X1 GOTO 410,420,
430
410 VDU19,13,1,0,0,0,19,1
4,3,0,0,0,19,15,4,0,0,0:GOT
0440
420 VDU19,13,4,0,0,0,19,1
4,1,0,0,0,19,15,3,0,0,0:GOT
0440
430 VDU19,13,3,0,0,0,19,1
4,4,0,0,0,19,15,1,0,0,0
440 FORYX=1 TO 50:NEXT YX
,YX:UNTILINKEY(-99):ENDPROC
450 DEFPROCheader:FX15
460 CLS:VDU 31,12,0:COLOU
R 3:COLOUR 129:PRINT*MARCHI
NG ORDER*:ENDPROC
470 DEFPROCInstructions:P
ROHeader
480 COLOUR128:COLOUR2:PRI
NT""*Marching Order is de
signed as an aid to""teach
ing simple numeracy and ord
ering""of numbers between
1 & 9.""*COLOUR 3:PRINT*T
he program is in two sectio
ns. In the""first the pupi
l is shown a group ";
490 PRINT*of""numbers wh
ich flash in turn. As each
""number flashes the pupil

```

Marching Order listing

From Page 41

must press the "Space Bar the corresponding number of "times. For each press a brick will "appear above the number. "

500 PRINT "Delete can be "used if too many bricks are chosen and "Return enters a selection. "": COLOUR 1: PRINT "In the second section the pupil must "place these numbers in the correct "order to enable a man to search up"

510 PRINT "the bricks.": VDU 31,14,31: COLOUR 1: COLOUR 130: PRINT "PRESS SPACE": REPEAT UNTIL GET=32: COLOUR 128

520 PROC header: COLOUR 128: COLOUR 2: PRINT "To arrange the columns of bricks in the "correct order the pupil presses the "Space Bar until a man appears under the "lowest number. the bricks above this"

530 PRINT "number then re-position themselves at "the bottom of the screen when Return is "pressed. "": COLOUR 3: PRINT "When all the bricks have been "re-positioned in the correct order the "pupil is rewarded with a short animated"

540 PRINT "sequence. "": COLOUR 1: PRINT "At the end of each 'game' the difficulty "selection menu is re-displayed to allow "the level to be changed."

550 VDU 31,14,31: COLOUR 1: COLOUR 130: PRINT "PRESS SPACE": REPEAT UNTIL GET=32: REPEAT UNTIL INKEY(-99)=0: ENDPROC

560 DEFPROC box
570 VDU 23,240,255,213,171,213,171,213,171,255: VDU 28,0,30,19,0: COLOUR 129: CLS: VDU 26: COLOUR 2: COLOUR 133: PRINT STRING\$(20,CHR\$(240)): FOR Y=1 TO 29: VDU 31,0,Y: PRINT CHR\$(240): VDU 31,19,Y: PRINT CHR\$(240): NEXT Y: PRINT STRING\$(20,CHR\$(240)): ENDPROC

580 DATA "E Easy 1-3

590 DATA "A Average 1-5

600 DATA "H Hard 1-7

610 DATA "V Very hard 1-9

620 DATA "I Instructions

630 DEFPROC select
640 COLOUR 128: PROC header: COLOUR 2: VDU 31,1,18: PRINT "Press E,A,H,V or I then Space to play"

650 RESTORE 580: FOR IX=1 TO 5: READ A\$: IF LDZ=IX COLOUR 1: COLOUR 135 ELSE COLOUR 7: COLOUR 128

660 #FX15,1

670 VDU 31,12,IX*2+3: PRINT A\$: NEXT: REPEAT IX=IMSTR("E AHVI ",GET#): UNTIL IX: SOUND 1,-8,150,1: IF IX=5 PROC instructions: GOTO 640 ELSE IF IX=6 REPEAT UNTIL INKEY(-99)=0: ENDPROC ELSE LDZ=IX: GOTO 650

680 DEFPROC count: LLZ=LDZ+2+1: FOR IX=1 TO LLZ: BX(IX)=IX: NEXT: FOR IX=1 TO LLZ+2: R1Z=RND(LLZ): R2Z=RND(LLZ): R3Z=BX(R1Z): BX(R1Z)=BX(R2Z): BX(R2Z)=R3Z: NEXT: COLOUR 4: COLOUR 129: FOR IX=1 TO LLZ: VDU 31 (20-LLZ)/2+IX-1,14: PRINT BX(IX): NEXT

690 LLZ=(20-LLZ)/2-1: FOR IX=1 TO LLZ: COLOUR 2: COLOUR 133: VDU 31,LLZ+IX,14, BX(IX)+48

700 ZX=0: REPEAT

710 REPEAT UNTIL INKEY(-99) OR INKEY(-74) OR INKEY(-90): IF INKEY(-74) SOUND 1,-4,60,1

720 IF INKEY(-99) AND ZX<9 ZX=ZX+1: FOR JX=1 TO 14-ZX: PROC brick(LLZ+XX,JX): PROC wait: PROC erase(LLZ+XX,JX): NEXT: PROC brick(LLZ+XX,JX-1)

730 IF INKEY(-90) AND ZX<0 FOR JX=14-ZX TO 1 STEP -1: PROC brick(LLZ+XX,JX): PROC wait: PROC erase(LLZ+XX,JX): NEXT: ZX=ZX-1

740 REPEAT UNTIL INKEY(-99)=0 AND INKEY(-90)=0
750 UNTIL INKEY(-74): IF ZX<>BX(XX) FOR JX=1 TO 13: PROC erase(LLZ+XX,JX): NEXT: GOTO 700

760 COLOUR 4: COLOUR 129: VDU 31,(20-LLZ)/2+IX-1,14, BX(IX)+48

770 NEXT: ENDPROC

780 DEFPROC wait: ENDPROC

790 DEFPROC brick(IX,IXZ): SOUND 1,-4,IX*5+150-IXZ*10,1: COLOUR 0: COLOUR 134: VDU 31,IX,IXZ,240: ENDPROC

800 DEFPROC erase(IX,IXZ): COLOUR 1: VDU 31,IX,IXZ,241: ENDPROC

810 DEFPROC order: COLOUR 1: VDU 31,0,29,241: FOR IX=1 TO 5000: NEXT: FOR IX=0 TO LLZ-1: COLOUR 0: VDU 31,IX,29,242: FOR YZ=1 TO 500: NEXT: COLOUR 1: VDU 31,IX,29,241: NEXT: COLOUR 0: VDU 31,IX,29,242

820 FOR IX=1 TO 9: CX(IX)=0: NEXT

830 ZX=0: XI=1: NX=1

840 REPEAT

850 REPEAT

860 REPEAT: IF CX(IX)=1 COLOUR 1: VDU 31,LLZ+XX,15,241: ZX=ZX+1

870 IF ZX>LLZ ZX=1

880 UNTIL CX(IX)=0

890 COLOUR 6: COLOUR 129: VDU 31,LLZ+XX,15,242: REPEAT UNTIL INKEY(-99)=0: REPEAT UNTIL INKEY(-99) OR INKEY(-74): SOUND 1,-8,150,1: IF INKEY(-99) COLOUR 1: VDU 31,LLZ+XX,15,241: ZX=ZX+1: GOTO 860

900 UNTIL INKEY(-74): IF BX(XX)<>NX GOTO 850

910 FOR ZX=BX(XX) TO 1 STEP -1: FOR JX=14-ZX TO 1 STEP -1: PROC brick(LLZ+XX,JX): PR

OC wait: PROC erase(LLZ+XX,JX): NEXT: FOR JX=LLZ+XX TO 18: PROC brick(JX,1): PROC wait: PROC erase(JX,1): NEXT

920 FOR JX=1 TO 16: PROC brick(18,JX): PROC wait: PROC erase(18,JX): NEXT: FOR JX=18 TO LLZ+BX(XX) STEP -1: PROC brick(JX,16): PROC wait: PROC erase(JX,16): NEXT

930 FOR JX=16 TO 28-(BX(IX)-ZX): PROC brick(LLZ+BX(IX),JX): PROC wait: PROC erase(LLZ+BX(IX),JX): NEXT: PROC brick(LLZ+BX(IX),JX): NEXT: CX(IX)=1: NX=NX+1: UNTIL NX=LLZ+1

940 COLOUR 4: COLOUR 131: FOR JX=LLZ+BX(IX)+1 TO 18: VDU 31,JX,30-(BX(IX)-ZX),240: FOR LZ=1 TO 3: PROC wait: NEXT: NEXT

950 NX=29: COLOUR 129: FOR JZ=LLZ TO LLZ+BX(IX): COLOUR 0: VDU 31,JZ,NX,242: FOR LZ=1 TO 3: PROC wait: NEXT: COLOUR 1: VDU 31,JZ,NX,241: NX=NX-1: NEXT: COLOUR 0: VDU 31,JZ,NX+1,242: COLOUR 1

960 VDU 31,19,29-(BX(IX)-ZX),241: FOR LZ=1 TO 5000: NEXT: FOR JX=LLZ+BX(IX)+1 TO 19: COLOUR 0: VDU 31,JX,29-(BX(IX)-ZX),242: FOR LZ=1 TO 3: PROC wait: NEXT: COLOUR 1: VDU 31,JX,29-(BX(IX)-ZX),241: NEXT: COLOUR 0: COLOUR 129

970 VDU 31,19,29-(BX(IX)-ZX),242: FOR XZ=0 TO 5000 STEP 129: VDU 19,RND(7),RND(7),0,0,0,19,RND(7),RND(7),0,0,0: SOUND 1,-8,XX,1: NEXT: VDU 20: FOR XZ=1 TO 10000: NEXT: ENDPROC

This listing is included in this month's cassette tape offer. See order form on Page 61.



Off into the



sunset - with a blast

YOU may remember my asking in November's column whether anyone had managed to get out of the repository in *Classic Adventure*.

Well H. Bastien has written in to say how it can be done, thus earning himself a copy of Pettigrew's Diary.

Go to the second room of the repository and get the black rod. Take it to the first room and drop it.

When you are back in the second room type in BLAST. Some elves will carry you off into the sunset.

Neither of us can figure out why this should work, but it does.

This is obviously not the end of the game as it can be done with only 14 treasures. Has anyone managed to solve it yet?

Peter Bailey and Ian Horsham say that the following BBC games work on the Electron - *Escape from Pulsar 7*, *Ten Little Indians* and *Secret Mission*.

Brian Rodwell wants to know if I have considered writing a book of hints and tips for frustrated adventurers. Does anyone else think this would be a good idea?

R. Henderson has sent in a tip for *Adventure*. He says that it is easy to press the Escape key by accident and that typing *FX229, 1 will disable it.

This is obviously a good tip for any program that doesn't disable the Escape key.

Paul Campbell wants to

know whether *Terrormolinas* from Melbourne House is available for the Electron. The version released is suitable for both the BBC Micro and the Electron.

Several people have written in over the last couple of months about Rog Frost's review of *Greedy Dwarf*.

Lou Carey doesn't agree with Rog and writes that he finds the game slow and awkward to play.

Martin Beint, on the other

hand, agrees with Rog and goes on to say that it was this game that first got him hooked on adventures.

The whole point of a review is to give readers a critical, informed, but above all fair opinion about a piece of software.

However it is still one person's opinion, and as such is not going to please everybody.

Stuart Kelly and Geoff Larsen both feature in the Hall

of Fame this month. Stuart, judging by his 52,680 high score on *Snapper*, is as much at home with arcade games as adventures, and Geoff is an ex-Spectrum and ZX-81 adventurer who has now bought an Electron and is avidly devouring the games available.

CORNER PROBLEM

Before we look at some answers to readers problems, I have had a couple of letters recently that have caused me to ask those of you who write in to make sure that you are precise about the help you want and the way you ask for it.

One letter from a reader in Northants proved to be mainly illegible. Another asked for help with five adventures but didn't tell me where he was stuck, and yet another asked me if I could help but neglected to mention the adventure.

I welcome letters from anybody, but, please, if you have a question, make sure you give me as much information as possible.

Tony Bevan asks for help with *Repton*. He wants to know all the passwords and threatens to throw the game away if I don't tell him.

The passwords are Chameleon, Terrapin.

FEEDBACK

J. Scott writes, following Helen William's problems with *Manic Mole*, that she should leave out line 1070, which stops the screen becoming invisible and that leaving out line 1250 stops the girders melting in screen 4.

Matthew Pyecroft has written in to answer Carl Marlow's problem with *Fighter Pilot*. Apparently accelerating and pressing the UP key works 50 per cent of the time, and if this fails he can always press Caps Lock and invoke the automatic landing approach option.

Matthew goes on to give some tips for *Crown Jewels*. There is no Telecom Tower location, use TORCH ON in the Chamber of Horrors and you cannot attract the attention of the policeman or tower guard.

Lou Carey gives fuller information on the toad poisoning in *Galadriel in Distress*:

● To get the toad out of the pond you must examine the cake to get the fly and then FEED FLY TO TOAD.

● To find the antidote to the toad poisoning you must examine the pond and pull the plug. Once the pond has drained you should examine it again to find the bottle. If you examine the bottle and the goblet you will find they both have writing on. Take both of them to the loremaster for deciphering.

The secret is that both are poison and that to nullify them you have to drink from both at the same time. Try DRINK FROM BOTTLE AND GOBLET.

From Page 43

Sidewinder, Gecko, Python, Salamander, Iguana, Cuttlefish, Octopus, Giant Clam and The Kraken.

Incidentally, I managed to solve all the screens in this game but I still can't believe it's possible to do so without losing a life.

David McGloin has written in with questions about three adventures. The stars in **Philosophers Quest** are just an indication of nearby danger and can otherwise be ignored.

In the **Eye of Zoltan** the gloves are hidden in the wizard's bedroom. You use the password in the secret passage with the keys to get out of the castle.

In **Spiderman** use the computer to start the presses.

G.B. Lambert wants to know where the orb is in **Crown Jewels**. I haven't seen the game yet, but as far

SOS

Michael Peters would like to know how to get back to the ship once you have the treasures and how to translate the writing on the boulder in **Strange Odessey**.

R. Henderson is having problems with **Alligata's Nightworld**. He says the instructions are very vague and that he can't find the

as I know the orb is inside one of the waxworks. Use the matches and you should find it.

Paul Campbell has found that he can't get into the hole in the side of the chasm in **Greedy Dwarf**. Use the chain and choose the right direction.

Michael Peters can't get out of the pit or the tank in **Mystery Fun House**. Use the trampoline and give the mermaid something for her

secret rooms and passages or replenish his energy.

Tony Haynes wants to know how to read the stone tablet on the river bed in **Staff of Law**.

Martin Beint has the same problem as me in **Five Stones of Anadon**. Where is the cross to exorcise the ghost? Can anyone help us?

hair and then drain the water out.

Philip Stout has some questions about **Pettigrew's Diary**. How do I get into the underground station? You can't!

What do I do with the Japanese tourists? You have to do two things. When you meet the tourist on his own you should take his map and read it.

Later on you will meet a

party of tourists. You will get some money and a camera from them if you tell them where you saw their friend.

Martin Beint has found everything except the pirate's chest in **Classic Adventure**. From the west end of the hall of mist go: S, E, S, S, S, N, E, E, NW.

Nick Southgate wants to know how to dock in **Super Agent Flint**. You don't! But if you have the suit and helmet and can insert the right disc into the computer you will be able to blast off and finish the game.

Nick also wants to know how to get past the slug in **Blue Dragon**. I managed to complete the game without finding a way past it, or into the cave, so I assume you can't do either.

Andrew Spratling can't find the time crystal in **Stranded**. Assuming you have already found the radiation suit, you should go S,E,E,S,S from the control room of the Tardis.

HALL OF FAME

Philosophers Quest - Stuart Kelly

The treasures: ruby, amulet, brass trophy, silver chain, ancient book, ivory tusk, gold tooth, jewelled platypus, treasure chest, filigree slipper, cheque, stuffed albatross.

Important locations: Curly passage, room full of holes, philosopher's room for contemplation, elephant's graveyard, whale's mouth, thin E-W corridor, octopus' room, sea cupboard, solicitor's office after dropping will, albatross room.

The dogs:

- Past the elephant's graveyard.
- Spot is in the bare cell past the danger room.
- Go to kennel room, get the dog and then go under the paint dropper to make it visible.

The danger room: JUMP NORTH, CRAWL NORTH, HOP SOUTH, RUN SOUTH.

The albatross: Go to the worker in the M.E. passages.

The octopus: Throw a bottle of ink.

The whale: Drop the driftwood and set fire to it by the gold tooth.

The portcullis: Rub amulet.

The mouse: Get the gorgonzola cheese if you are wearing a gas mask.

The elephant: Carry the mouse.

Sorcerer of Claymogue Castle - Geoff Larsen

M. Tiplady has not solved as much of the game as he thinks. The answer to his problems are:

Stars are stored inside a tree in the forest.

There are two odd feelings. One as you age and one as you grow younger. The two must balance each other. The spell of Methuselah makes you grow old and the Fountain of Youth has the opposite effect. If the effect of one outweighs the other then you die and the game is over. A DRY towel wipes away the water droplets of youth.

You do not open the loft in the ballroom. The loft is reached by

casting the correct spell while standing on the fallen chandelier.

The stone door is opened by casting the seed spell.

Invisibility is the key to entering the dragon's lair.

The oak door does not need to be opened.

In response to Julian Holden and Matthew Hall's problems:

To get through the stone door you need the seed spell. To enter the castle without using the spell, enter the moat and HOLD BREATH, SWIM DOWN, SWIM DOWN, SWIM EAST.

To get the can from the battlements you must throw the firebrick. A helping hand to do this can be acquired across the lava through the stone door.

Gremlins - Geoff Larsen

The electric drill is used to drill a hole in a metal plate which has been welded across the smashed vent in the hardware department.

The hacksaw is used to cut two pipes. One pipe is behind the bar in Dorry's tavern and the other is attached to the gas bottle. In the pub K. and D. Harper should go behind the bar.

The mail box can be cut up into metal pipes using the welding torch, once you have coaxed Stripe, the worst of the gremlins, out of the box.

The film show at the cinema is handy for keeping the gremlins occupied while exploring the rest of the town.

Giles Harris should examine the counter to get the tape that will enable him to attach the gas bottle pipe to the whole in the metal pipe.

Circus - Geoff Larsen

In answer to David Anderson's problems:

Repair the generator and then you can syphon out the petrol with the snorkel.

You need a bar to prise open the door when trying to get into the wagon. The bar is reached by walking across the tightrope. Some soft shoes found inside the chest will help here, and if you can't open the chest you will need to give it a good kick.

MATHS WORKOUT

MIKE BIBBY continues his exposé on how the Electron does its sums

EOR's a way to spot who's telling the Exclusive truth

IN the last article we looked at the AND and OR operations on binary numbers – logical operations, as they are known. These were simply rules for combining numbers bit by bit. We shall continue our exploration this month with a look at the EOR operation.

EOR stands for Exclusive OR – sometimes people call it XOR. Either way it's the same thing. EOR is a variant on the way we normally use the term OR.

For example, if I say: *Mike OR Pete wears glasses* this is true if Mike wears glasses, OR Pete wears glasses, OR both Mike and Pete wear glasses.

Now it's this last case of OR we're interested in, where they both wear glasses. EOR works just like OR up to this point. However, EOR does not "allow" both of them to wear glasses. Either one does, or the other, but not both.

To put it another way, the one who wears the glasses does so *exclusively*.

If both are wearing glasses then while:

Mike OR Pete wears glasses would be true,

Mike EOR Pete wears glasses would be a downright lie!

We could signify that a statement is true with the letter T, and use F for false. At school our teachers used ticks for truth and crosses for false. Since we're using computers, though, we'll use numbers: 1

will denote true and 0 will denote false. We've chosen 1 and 0 because they fit in so well with the binary system.

So, in the above example, if Mike has glasses we can give Mike the value 1. If Pete hasn't glasses we can give Pete the value 0.

Table I shows the idea, applied to each combination of spectacle user. The ones and zeros are known as truth values, states or conditions.

As you can see, there are four possible cases as far as Mike and Pete wearing glasses are concerned: neither can wear them as in case 1, where both Mike and Pete has 0 value. Then again, Pete may wear them (1) whereas Mike does not (0), case 2, and so on.

If you look carefully at the

numbers involved in all four cases, you see that we've got four pairs of bits we can combine.

Each pair of bits is made up of the "truth bit" for Mike and the "truth bit" for Pete.

What I've done in Table II is to combine these pairs for all four cases in accordance with our OR rules. We've stored the result in a third column.

We call such a table a Truth Table. In this case, it's the truth table for OR. We can use it to work out the result for any OR combination of two bits.

All we have to do is to find the row that starts with the two bit values we're combining and then look in the third

	Wears glasses		
	Mike	Pete	
Case 1	0	0	neither wears glasses
Case 2	0	1	Pete wears glasses
Case 3	1	0	Mike wears glasses
Case 4	1	1	Both wear glasses

Table I: Truth values

Mike wears glasses	Pete wears glasses	Mike OR Pete wears glasses
0	0	0
0	1	1
1	0	1
1	1	1

Table II: OR truth table

From Page 45

column for the result.

Table III shows a similar table for:

Mike AND Pete wear glasses

Again the first two columns are identical, covering all four possible cases. The third column combines them according to the AND rules.

Look again at Table II. This corresponds in a sense to our binary rule for OR: you get a 1 if either or both bits you combine contain a 1.

However if when talking about Mike and Pete you mean OR in the exclusive sense, EOR, then the combination of Mike wearing glasses and Pete also wearing glasses would have to be false.

This is because EOR means either one or the other wears glasses, but not both – it's *exclusively* one or the other.

If we do mean EOR in this exclusive sense we'd write our statement about them as:

Mike EOR Pete wears glasses

Its Truth table is given in Table IV:

If you look at each case, you'll see that the only time Mike EOR Pete is true is when either one or the other wears glasses, but not both (or neither).

More formally, if both bits are 0, or both bits are 1 the result is 0. If either is 1 and the other is 0 the result is 1.

To put it another way, if the bits are identical the result is 0, otherwise the result is 1.

Let's have a look at how we EOR binary pairs of numbers. It's the same as for OR and

Mike wears glasses	Pete wears glasses	Mike AND Pete wear glasses
0	0	0
0	1	0
1	0	0
1	1	1

Table III: AND truth table

Mike wears glasses	Pete wears glasses	Mike EOR Pete wears glasses
0	0	0
0	1	1
1	0	1
1	1	0

Table IV: EOR truth table

'We tend to use AND, OR and EOR quite often, particularly in animation'

AND – just apply the rules for EORing to each pair of bits in succession. For example:

```

X10110110
EOR X11100101
gives X01010011
    
```

Take a look at what happens when you EOR a number with zero:

```

X10110110
EOR X00000000
gives X10110110
    
```

that is, when you EOR a number with zero it leaves that number unchanged. Also something interesting happens when you EOR a number with itself:

```

X10110110
EOR X10110110
gives X00000000
    
```

Whenever you EOR a number with itself, the result is zero. This is as it should be: remember, when you EOR two

identical bits the result is zero.

Now EOR has a property which makes it quite useful – let's look what happens when we take a number, EOR it with a second number and then go on to EOR the result once more with that second number.

```

First number   X10101101
Second number EOR X01101000
Result         X11000101
Second number EOR X01101000
Final result   X10101101
    
```

As you can see, the first number has magically re-appeared! This always happens when you EOR twice with the same number as, in a sense, the two EORings cancel each other out.

Table V summarises the process for all four possible pairs of one-bit numbers.

As you can see, for all the cases the final resulting bit (when the first bit has been EORed twice with the second) is identical to the first bit.

Another way to think of it is that we are doing:

first number EOR second number EOR second number

Taking the underlined part first, we've already seen that any number EORed with itself gives a zero result. So what we're really doing is:

first number EOR 0
which, as we've also seen, must leave just the first number, since EORing with

zero leaves a number unchanged.

All this may seem rather abstruse, but actually it's quite useful. In fact we tend to use AND, OR and EOR quite often in graphics, particularly in animation.

To simulate movement we frequently print something on the screen, then after leaving it there for a while to register on the eye, we blank it out and print it in a new position and so on.

Sometimes we blank the character out by printing it again in the same place but in the background colour.

We can, however, use EOR. If we use EOR to place our character on the screen – never mind exactly how for the moment – when it comes to wanting rid of it, we can just repeat ourselves.

That is, we just EOR the character on again. As we've seen, the effect of two EORs is to cancel each other out. In this case, they cancel out to the original background – and the character disappears.

Don't worry too much about the details, I just want to convey the general idea.

The point is, logical operators, as AND, OR and EOR are known, can be invaluable to both the Basic and machine code programmer.

● *Next time we'll continue our series with a brief look at the idea of masks.*

First bit	Second bit	Result 1st EOR	Second bit again	Result 2nd EOR
0	0	0	0	0
0	1	1	1	0
1	0	1	0	1
1	1	0	1	1

Table V: Combined truth tables



Find and replace that string

WHEN writing fairly long programs I often find that I'm not sure whether I've used a certain variable name before, or of the exact whereabouts of a particular procedure.

I also use very long variable names for the sake of clarity, which occasionally cause the dreaded No Room error.

For these reasons I wrote Find and Replace – which is really two programs rolled into one.

The first part, Find, will go through an entire Basic program highlighting any occurrences of the string being searched for.

The second part, Replace, replaces any occurrences of the search string with another string.

When called, Find and Replace prompts you with the question *FIND?* to which you enter the string you are looking for. You are then prompted with *REPLACE?*

If you press Return at this point, Find and Replace will begin to search through the program without replacing anything. If, instead of pressing Return, you enter a string you are then prompted with the question *GLOBAL?*

If you answer yes to this, Find and Replace goes ahead and automatically changes every occurrence of the search string with the replace string. Otherwise each occurrence will be highlighted in turn and the computer will wait for you to type Y or N for whether or not you want to replace.

The way it works is really

Ever tried to find a particular string in a long, long listing? With this search utility by ROBIN NIXON your micro will do the chore for you

quite simple, although you coding is a little tricky. As you may know, in BBC Basic each program line is stored in a tokenised form.

This means that keywords such as FOR, NEXT and THEN each have a corresponding single character which is substituted for the keyword itself. This is done to make program execution easier and faster and to enable longer programs to be typed in.

Because the lines are tokenised it is not possible to compare a search string with sections of a program line because they are not in the same format. So immediately after you enter search or replace strings the utility tokenises them so that they are of the same format.

Next, the program takes each line in turn and checks whether or not the search string is contained in it – in much the same way as INSTR works. If so it records the number of times and where the matches occur.

Having done that, if you have not selected the Replace option each occurrence is highlighted while the program waits for a key press. This continues until the end of the program is reached or you

press Escape.

If you have selected the Replace option the line is copied, bit by bit, into a buffer at &700 with each search string being substituted where required by a replace string.

The new line now held in &700 – which is the keyboard input buffer – is then entered into your program as if it had been typed in at the keyboard.

As it stands Find and Replace tucks itself in just under HIMEM in Mode 6. Therefore if you later change mode it will be wiped out. This is fine if you only need temporary use of the utility.

But if your Electron is cassette-based and you wish to keep Find and Replace resident in memory, the simplest thing to do would be to set PAGE to &1200 and then load Find and Replace by typing:

```
PAGE=&1200  
LOAD "FINDREP"
```

assuming of course, that it has previously been saved as FINDREP. Then change the value of *START* in line 210 to &E00 and run the program.

If you have a disc-based Electron and want to keep the utility resident in memory –

and don't mind losing use of the function keys – just change *START* to &900 and run the program.

In each of these cases the object code will be saved either to tape or disc as FR.

Whenever you need to use Find and Replace in the future *LOAD FR and, depending on the value *START* was set to when FR was assembled, type one of the following:

```
CALL &900  
CALL &E00  
CALL &5000
```

&900 is for disc users only, &E00 is if you wish to keep Find and Replace resident in memory and &5000 is the default if you don't change the listing.

When using this utility always ensure that you have saved the program you are working on as you may accidentally change something you don't wish to.

For example, if you changed all occurrences of IF to : you could not then change all occurrences of : to IF and still have a working program – you would then have no statement separators.

Also, if you have a fairly long line and start replacing small chunks of it with larger ones, it may end up longer than the maximum 255 characters allowed. In this case your line will finish up being garbled.

Full listing starts on Page 48

Find and Replace listing

From Page 47

```

100 REM *****
110 REM * *
120 REM * FIND REPLACE *
130 REM * *
140 REM * By R.Nixon *
150 REM * *
160 REM * (c) Electron *
170 REM * User *
180 REM * *
190 REM *****
200 REM
210 MODE 6:START=45000
220 FOR PASS=0 TO 3 STEP3
230 P%-START
240 [
250 OPT PASS
260 \
270 .start
280 \
290 SEI
300 LDA &F4
310 CMP #10
320 BEQ basic
330 CMP #11
340 BEQ basic
350 PLA
360 PLA
370 \
380 .basic
390 \
400 LDA #10
410 STA &F4
420 STA &FE05
430 CLI
440 LDA #0
450 STA &6
460 LDA #00
470 STA &7
480 JSR &BFCF
490 EQU 22
500 EQU 6
510 EQU "FIND & REPLACE"
520 EQU 10
530 EQU 10
540 EQU 13
550 EQU "Find? "
560 LDA #0
570 STA osword
580 JSR input
590 LDA #0
600 JSR token
610 LDA &600
620 CMP #13
630 BEQ start
640 JSR &BFCF
650 EQU 13

660 EQU "Replace? "
670 LDA #40
680 STA osword
690 JSR input
700 LDA #0
710 STA &80
720 LDA &640
730 CMP #13
740 BEQ noglob
750 LDA #40
760 JSR token
770 JSR &BFCF
780 EQU 13
790 EQU "Global? "
800 LDA #0
810 JSR &FFE0
820 BCC notesci
830 JMP escape
840 \
850 .notesci
860 \
870 JSR &FFEE
880 STA &80
890 \
900 .noglob
910 \
920 JSR &FFE7
930 JSR &FFE7
940 LDA &18
950 STA &74
960 LDA #0
970 STA &73
980 STA &7B
990 \
1000 .check
1010 \
1020 LDA &7B
1030 CMP #&FF
1040 BNE cont
1050 RTS
1060 \
1070 .cont
1080 \
1090 JSR incprog
1100 CMP #&FF
1110 BEQ alldone
1120 STA &82
1130 JSR incprog
1140 STA &81
1150 JSR incprog
1160 STA &83
1170 LDA &73
1180 STA &7B
1190 LDA &74
1200 STA &79
1210 LDA #0
1220 STA &84
1230 STA &85

1240 STA &70
1250 STA &75
1260 STA &76
1270 STA &77
1280 LDA #1
1290 STA &89
1300 STA &86
1310 \
1320 .compare
1330 \
1340 INC &75
1350 JSR incprog
1360 STA &71
1370 LDY &70
1380 CMP &600,Y
1390 BNE nomatch
1400 CMP #13
1410 BEQ endline
1420 LDA &84
1430 BNE nocopy
1440 LDA &75
1450 STA &84
1460 \
1470 .nocopy
1480 \
1490 INC &70
1500 LDY &70
1510 LDA &600,Y
1520 CMP #13
1530 BEQ match
1540 JMP compare
1550 \
1560 .nomatch
1570 \
1580 LDA #0
1590 STA &84
1600 STA &70
1610 LDA &71
1620 CMP #13
1630 BEQ endline
1640 JMP compare
1650 \
1660 .match
1670 \
1680 INC &85
1690 LDY &85
1700 LDA &84
1710 STA &600,Y
1720 LDA &71
1730 CMP #13
1740 BEQ endline
1750 LDA #0
1760 STA &84
1770 STA &70
1780 JMP compare
1790 \
1800 .endline
1810 \

1820 LDA &85
1830 BNE display
1840 JMP check
1850 \
1860 .alldone
1870 \
1880 RTS
1890 \
1900 .display
1910 \
1920 LDA &81
1930 STA &2A
1940 LDA &82
1950 STA &2B
1960 JSR &9923
1970 \
1980 .dloop
1990 \
2000 LDA #1
2010 STA &76
2020 LDA &86
2030 LDY &89
2040 CMP &600,Y
2050 BEQ begin
2060 TAY
2070 LDA (&7B),Y
2080 CMP #13
2090 BNE ptoken
2100 JMP gocheck
2110 \
2120 .ptoken
2130 \
2140 JSR &B50E
2150 LDY &77
2160 STA &700,Y
2170 INC &77
2180 INC &86
2190 JMP dloop
2200 \
2210 .find
2220 \
2230 LDA &640
2240 CMP #13
2250 BNE reprint
2260 JSR &FFE0
2270 BCC reprint
2280 JMP escape
2290 \
2300 .reprint
2310 \
2320 JSR restore
2330 LDY #&FF
2340 JSR dispfr
2350 JMP incap
2360 \
2370 .begin
2380 \
2390 LDA #0

```


2400 STA &76	2980 BEQ chckfin	3560 LDA #&FF	4140 \
2410 LDA &318	2990 LDY #40	3570 BIT &FF	4150 LDA idat,Y
2420 STA &87	3000 LDA #32	3580 BPL disdone	4160 JSR &FFEE
2430 LDA &319	3010 \	3590 \	4170 INY
2440 STA &88	3020 .spaces	3600 .escape	4180 CPY #4
2450 JSR inverse	3030 \	3610 \	4190 BNE iloop
2460 LDY #&FF	3040 JSR &FFEE	3620 BRK	4200 RTS
2470 JSR dispfr	3050 DEY	3630 EQUB 17	4210 \
2480 TYA	3060 CPY #0	3640 EQUB 18	4220 .idat
2490 CLC	3070 BNE spaces	3650 EQUB 13	4230 \
2500 ADC &86	3080 LDA #13	3660 EQUB 7	4240 EQUB 17
2510 STA &86	3090 JSR &FFEE	3670 EQUB "Escape"	4250 EQUB 0
2520 JSR normal	3100 LDY &77	3680 EQUB 0	4260 EQUB 17
2530 LDA #1	3110 LDA #13	3690 \	4270 EQUB 129
2540 STA &76	3120 STA &700,Y	3700 .osword	4280 \
2550 LDA &640	3130 LDA &82	3710 \	4290 .ndat
2560 CMP #13	3140 STA &2A	3720 EQUB 0	4300 \
2570 BEQ find	3150 LDA &83	3730 EQUB 6	4310 EQUB 17
2580 LDA &80	3160 STA &2B	3740 EQUB 64	4320 EQUB 1
2590 CMP #ASC*Y*	3170 LDY #1	3750 EQUB 32	4330 EQUB 17
2600 BEQ replace	3180 LDA (&73),Y	3760 EQUB 128	4340 EQUB 128
2610 JSR &FFEE	3190 STA &7B	3770 \	4350 \
2620 BCC notesc2	3200 INY	3780 .token	4360 .dispfr
2630 JMP escape	3210 LDA (&73),Y	3790 \	4370 \
2640 \	3220 STA &7A	3800 STA &37	4380 INY
2650 .notesc2	3230 LDA &81	3810 LDA #6	4390 LDA &600,Y
2660 \	3240 STA &2A	3820 STA &38	4400 CMP #13
2670 CMP #ASC*Y*	3250 LDA &82	3830 JSR &8951	4410 BEQ disdone
2680 BNE find	3260 STA &2B	3840 RTS	4420 JSR &B50E
2690 \	3270 LDY #0	3850 \	4430 LDA &76
2700 .replace	3280 JSR &BC8D	3860 .incprog	4440 BEQ dispfr
2710 \	3290 LDA &7A	3870 \	4450 LDA &600,Y
2720 JSR restore	3300 STA &2A	3880 CLC	4460 LDX &77
2730 JSR inverse	3310 LDA &7B	3890 LDA &73	4470 STA &700,X
2740 LDY #&3F	3320 CMP #&FF	3900 ADC #1	4480 INC &77
2750 JSR dispfr	3330 BEQ chckfin	3910 STA &73	4490 JMP dispfr
2760 JSR normal	3340 STA &2B	3920 LDA &74	4500 \
2770 LDA #&FF	3350 JSR &9970	3930 ADC #0	4510 .disdone
2780 BIT &FF	3360 SEC	3940 STA &74	4520 \
2790 BPL incmp	3370 LDA &3D	3950 LDY #0	4530 RTS
2800 JMP escape	3380 SBC #3	3960 LDA (&73),Y	4540 \
2810 \	3390 STA &73	3970 RTS	4550 .restore
2820 .incmp	3400 LDA &3E	3980 \	4560 \
2830 \	3410 SBC #0	3990 .inverse	4570 LDA #31
2840 SEC	3420 STA &74	4000 \	4580 JSR &FFEE
2850 LDA &89	3430 JMP check	4010 LDA #idat MOD &100	4590 LDA &87
2860 SBC &85	3440 \	4020 JMP storvar	4600 JSR &FFEE
2870 BCS noinc	3450 .chckfin	4030 \	4610 LDA &88
2880 INC &89	3460 \	4040 .normal	4620 JSR &FFEE
2890 \	3470 JSR &FFE7	4050 \	4630 RTS
2900 .noinc	3480 JMP check	4060 LDA #ndat MOD &100	4640]
2910 \	3490 \	4070 \	4650 NEXT
2920 JMP dloop	3500 .input	4080 .storvar	4660 DSCL("SAVE FR "+STR
2930 \	3510 \	4090 \	"*START+" "+STR\$*PX)
2940 .gocheck	3520 LDX #osword MOD &100	4100 STA iloop+1	
2950 \	3530 LDY #osword DIV &100	4110 LDY #0	
2960 LDA &640	3540 LDA #0	4120 \	
2970 CMP #13	3550 JSR &FFF1	4130 .iloop	

This listing is included in this month's cassette tape offer. See order form on Page 61.

Learning can
be fun

**FUN
SCHOOL!**

**10
programs
on each
cassette
or disc**

**Help with
reading:**

From simple shapes
and letters to
spelling and
anagrams

**Early
learning -
the easy way
on the BBC
Micro and
Electron**

All
programs
classroom
tested and
educationally
approved

**3 cassettes
for 3 age groups**

- Under-5's
- Ages 5-8
- Ages 8-12

**Help with
maths:**

From number
recognition and
sums and games
of logic

**Only
£4.95
cassette**

Use the special order form
on Page 61. No stamp needed.

Educational Computing on the Electron

9 FULL LENGTH programs
designed to stimulate, educate
and entertain – both
school and at home

The Micro User Education Special
Volume 1 has now sold out But
Volume 2 is still available

It contains nine full length
programs written to the highest
standards and each picked to
combine educational worth with
sheer enjoyment. The nine
programs cover topics from early
reading and simple sums to the
rules of punctuation and angle
estimation – and there's an
excellent introductory database.

The magazine contains the
complete listings of all the
programs together with advice on
how they can be adapted to cater
for individual needs.

Fun Factors: Arcade style factor
learning. **Windmill:** Word, number
and colour recognition. **Angler:**
Angle estimation fun. **Spelldroid:**
Learn to spell with our friendly
robot. **Tortal:** Teach and test the
rules of simple addition.
Discovery: A strategy based
phrase identification game.
Punctuation: Test and teach the
rules of punctuation. **Junior
Database:** A comprehensive
database for the young learner.
Chinese Takeaway: Teach and
test the rules of simple
subtraction.



Education Special Volume 2

Magazine	£1.50
Cassette	£4.95
Cassette and Magazine	£6.00

Order on Page 61

MAKE IT
A RED—OR BLUE,
OR YELLOW—
LETTER DAY

TREVOR ROBERTS
starts a new series
on Electron graphics



FOR a micro that's supposed to have 16 colours, the Electron's screen display is fairly drab when you switch on.

All you get when you type at the keyboard is white letters appearing on a black background.

Now inspired by the knowledge that although the Electron is in Mode 6 when you switch on there are several other modes available, you might want to try exploring these.

To change mode—and we'll deal with what that actually means later—you just type in MODE followed by the mode number you require and press Return.

There are seven different modes in all, ranging from Mode 0 to Mode 6 (the default mode). So by entering:

MODE 0

through to:

MODE 6

in turn we can explore each of their characteristics.

Again, it's a bit disappointing for those who want a bit of colour in their computing life. Although the appearance of the letters you type in and the number of characters per line and lines to a screen differ with each mode, the colours stay obstinately black and white. Or to be precise, white letters on a black background.

Figure 1 sums up the changes you can expect as you

travel from mode to mode.

As you can see from the text column of Figure 1, the number of lines of text you can display from top to bottom of the screen varies from mode to mode.

In Mode 1 there are 32 lines while in Mode 3 there are 25. In Mode 0 you can have a massive 80 characters on a line while in Modes 2 and 5 you can only have 20.

Now the second column of Figure 1 seems to indicate that some of the modes can have more than one colour. We're told that Modes 1 and 5 have four colours, while Mode 2 has sixteen. But if that's so, why, when we entered Mode 5 with:

MODE 5

did the letters appear in only black and white? What of the other two colours?

The answer is that the other two colours are there and

ready to be used, but we haven't told the Electron we want to use them. Until we do, we are stuck with the colours established by the default condition.

You probably understand what is meant by a default condition. If you don't, don't worry, because you meet them all the time.

When you switch on your Electron or press Break, the micro starts up in Mode 6 (25 lines, each capable of holding 40 characters).

It has to start up in one mode or another, and the mode that is chosen is Mode 6. If you want another mode you have to use a MODE command to get to it.

Hence the term default condition, it's the mode you get by default. If you want another you have to tell the micro.

It's the same with the colours available when you

enter a mode.

If you think about it, you only really need two, a foreground colour for the text and a background colour.

And the default colours picked by Acorn are black and white. The letters are white and the background black. These are the defaults.

If you want another pair of colours, such as black letters on a white background, or red letters on a yellow background, then you have to do something about it.

You have to change the default conditions so you get the shades of text and background that you want. And you do this using the COLOUR command.

Let's concentrate on Mode 5, which Figure 1 promises us has four colours and 32 lines of 20 rather chunky characters. Put the Electron into Mode 5 by entering:

MODE 5

and pressing Return.

As usual, the text is white on a black background. Now try entering:

COLOUR 1

and see what happens. Unless your Electron is very different from mine you should see that the prompt — > — is now red rather than white. Now try typing a few letters such as:

PRINT "It's a red letter day"

and you'll see now that the foreground or text colour is red.

So, when you're in Mode 5 the command COLOUR 1 ensures that any letters that appear on screen after the command are red. Now try the command:

COLOUR 2

and you'll see that the prompt on the next line is yellow. Further keyboard athletics should convince you that now the text colour is yellow.

A quick:

COLOUR 3

returns the Electron to producing white text on a black background.

The result of all this is that

Mode	Number of colours	Text		Memory used
		lines	char	
0	2	32	80	20k
1	4	32	40	20k
2	16	32	20	20k
3	2	25	80	16k
4	2	32	40	10k
5	4	32	20	10k
6	2	25	40	8k

Figure 1: Electron modes

Graphics

From Page 51

now, unless you've cleared the screen or you've been so verbose that it's scrolled to make room for more text, you should have four colours on screen. They are white, red, yellow and black.

Lose one mark if you forgot about black. That's counted as a colour, even though it's a background colour. In fact you can get black text as you'll see – or rather not see – if you use:

COLOUR 0

The problem is that the black text merges into the black background, so you can't see what you're typing. Not a good idea!

The easy way out of this is to hit the Break key, which returns you to the default set-up, white text on a black background.

The drawback is that you're now in Mode 6, not Mode 5. Still:

MODE 5

will remedy that.

Now that we've seen how to change the foreground or text colours you might want to have a go at changing the background too.

This is easy if you remember the numbers you used with COLOUR to alter the foreground. All you do is add 128 to these numbers and the background turns to that colour.

So assuming that you're back in Mode 5 in the default black and white, try:

COLOUR 129

The result is that you should

see a white prompt appear on small patch of red background. The new background colour is red and any letter printed on the screen will appear against a small patch of red. If you want the whole background to go to red just use CLS to clear the screen. Spectacular isn't it?

To get a yellow background you just use:

COLOUR 130

as 130 is 128+2. To get a white background:

COLOUR 131

is the command. However this isn't too bright an idea, as now you can't see the white letters against the white background.

Again, if you can't type in

should do the trick, while:

COLOUR 1:COLOUR 130:CLS

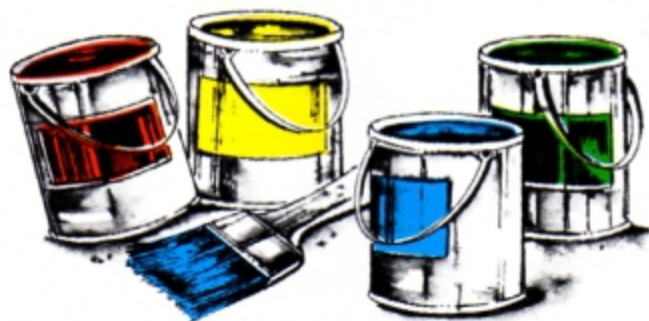
will provide red letters on a yellow background.

So we've four colours available in Mode 5 and the promise of Figure 1 has been fulfilled.

The colours are selected with a COLOUR command, each colour having a reference number.

Black is colour 0, red is 1, yellow is 2 and white is 3. Adding 128 to the number allows us to alter the background.

It seems simple and straightforward, and so it is. However there is more to the COLOUR command than meets the eye. The numbers



commands that you can't see, the Break key should help.

As you've probably guessed, the command COLOUR 128 has the black background re-emerging.

With this mastery of the colour command in Mode 5 we can now get the foreground/background combinations we wished for earlier.

For black letters on a white background:

COLOUR 0:COLOUR 131:CLS

that we use to refer to the colours in our COLOUR commands are known as logical colour numbers.

So far the logical colour number 0 has referred to black, the logical colour number 1 has meant red and so on.

When you think about it, this is a bit limited. What if you wanted green or blue letters on a background of magenta, cyan or even on flashing blue-yellow?

Can you get these colours? The answer is yes.

You can think of our familiar logical colour numbers as codes standing for colours.

When you enter Mode 5 the code number 0 stands for black, while 2 means yellow. Now this selection is one of the Electron's default conditions.

Although it's like that when you enter the mode it needn't be like that all the time. If you want, you could have code 0 referring to blue and code 3 referring to magenta, so:

COLOUR 0

would result in blue letters, while:

COLOUR 3

would give magenta text.

How we actually do that we'll leave to next time. The point to grasp is that the logical colours can be filled with other shades than the ones allocated by the Electron.

If you wished they could all be flashing yellow-blue, though that would be a bit silly.

If you have difficulty with the concept, just think of the logical colour numbers as being paint pots. When you enter Mode 5 you've got four of these paint pots numbered 0 to 3 that just happen to be filled with black, white, red and yellow paint.

You can change the paint in these pots if you want different colours, but you're only allowed four pots at one time.

Figure 11 shows the four logical colours with their default colours, along with some of the colours that could actually be used.

For the moment, however, stick with the default colours allocated to the four logical colours we're given in Mode 5.

Try out different combinations of foreground and background colours until the COLOUR command gets to be second nature.

Next time we'll look at how to fill those pots with different paints – or, if you want to be formal, assign non-default actual colours to the logical colours.

We'll also look at some of the modes other than Mode 5.

Logical colours	Flashing			
	Black	Blue	Black-white	Blue-yellow
Colour 0	Black	Blue	Black-white	Blue-yellow
Colour 1	Red	Magenta	Red-cyan	Magenta-green
Colour 2	Yellow	Cyan	Green-magenta	Cyan-red
Colour 3	White	White	Yellow-blue	White-black
	Actual colours			

Figure 11: Mode 5, its default colours and the ones it could use

Micro Messages

I CANNOT get double height characters on my Electron.

I know that for the BBC Micro you only have to type in PRINT CHR\$(141) "Hello" and you get double height straight away.

So I would like to know how it is done in the easiest possible way. — **Girbinder Singh, Nottingham.**

● Below is a program that will print double height characters in any mode.

Set the colour with COLOUR and the position with TAB.

```
10MODE 2
20PRINT
30PROCbio("Electron User
")
40GOTO 40
50END
60DEF PROCbio(string$)
70LOCAL I%,A%
80FOR I%=1 TO LEN string$
90%#70=ASC(MID$(string$,
I%,1))
100A%=10:Y%=#70:Y%=0:CALL
%FFF!
110FOR J%=0 TO 1
120VDU 23,225
130FOR K%=2 TO 9
140VDU ?(870+4*J%+K%DIV2)
150NEXT
160VDU 225,10,8
170NEXT
180VDU 11,11,9
190NEXT
200ENDPROC
```

Connecting joysticks

I HAVE an Electron and several MicroPower programs, Gorilla, Bandits at 3 o'clock, Croaker.

I wish to connect joysticks, but would also like to use the Plus 1 interface for printer and ROMs.

Is this compatible or will I have to buy a Plus 1 and also another joystick interface such as the First Byte one? Maybe

The way to make a big impression

there is another printer/joystick interface that is more suitable? — **A.D. Butcher, Romsey.**

● The Plus 1 is all that you require. Any analogue joysticks can be used with this.

Joyplus in the April 1985 issue of *Electron User* will convert nearly all of the early Micro Power games to work with the Plus 1 and analogue joysticks.

Cartridges for Plus 1

LAST summer I bought a Plus 1 unit for my Electron. At the same time I bought a pair of joysticks and the Hopper ROM cartridge.

I am still very pleased with my Plus 1 but the only problem is that other than *Snapper* and *Countdown to Doom*, I have not seen any other cartridges suitable for the Plus 1.

Is this because there aren't any or am I missing out on something?

If so could you please inform me what is available. — **Stuart Robinson, London.**

● There are quite a few ROM cartridges available for the Electron.

Acornsoft have produced Lisp, Logo, Pascal, View and Viewsheets.

ACP's ROM adaptors can be used to plug ROMs into the Plus 1 cartridge sockets. This means that you can make up your own ROM cartridges.

Micro magic

HAVING read yet another article about David Hambly and micro magic, I feel moved to correct your statements.

As far as I am aware I was

using a BBC B in my close-up magic act in 1983. This led to my programming the *Paul Daniels Magic Show* for Acornsoft, which has been on the market since last January for both BBC and Electron.

It contains 10 magical (rather than mathematics dressed up as magic) tricks. One even fooled Paul Daniels himself!

The pack is difficult to find, owing to Acornsoft's unerring way of advertising a product before Christmas but releasing it after the event. But I believe it's by far the best pack on the market, being programmed by a skilled programmer (I wrote most of the Acornsoft adventures) who is also a semi-professional magician.

Incidentally, I note that my *Philosopher's Quest* is No. 2 in your Top Ten adventures, for which many thanks. Acornsoft never told the public of the Electron versions, alas, also in true Acornsoft style. — **Peter D. Killworth, Oxford.**

View printer driver

IN the December issue of *Electron User* you asked whether anyone had used a View printer driver with the Electron. I have been using one for a while.

My setup is Electron, Plus 1, Plus 3, View and Epson LX-80 printer. I have sometimes used an FX-80 printer.

The printer driver from Watford for the FX-80 printer and BBC computer works perfectly well with the Electron, although it is a bit awkward at the start.

The printer driver I am using just now is one for the MX-80 and works perfectly.

If you can, get a tape

version of the printer driver, otherwise you will have to know someone with a BBC running View to transfer your driver to tape. — **David Climie, Glasgow.**

Plus 3 software

PLEASE would someone tell me how I can get my hands on some decent software for the Plus 3? I have just bought a Plus 3 but I can't find anyone that sells Electron software on disc.

Is this because software houses can't be bothered to transfer their programs to disc or isn't it possible?

Also Robert Sloan (December *Micro Messages*) doesn't need to use *JOY on Ghouls. Just use the built in joystick option when the first part has loaded. — **Andrew Dix, Ipswich.**

● Don't throw your tape software away. Sloggers T2P3 ROM will transfer most of your tape software to Plus 3 disc — protecting it at the same time.

As the number of Electron users with discs increases, so will the amount of software on disc.

Way out of the galaxy

WE have an Electron with Elite on cassette.

Despite having our 100,000 credits and an intergalactic hyperdrive, it is not possible to progress beyond *Galaxy I* following the instructions provided.

Could you please offer any

→

From Page 53

suggestions of how we may progress onto other galaxies?

— Mike Fleadrian, Gloucester.

● Your problem arises from the fact that early versions of Elite have a bug.

If you look at Micro Messages for June 1985 in the *Electron User* you will find a way around this.

It also might be worth contacting Acornsoft to see if they will replace your copy.

Way into the dock

I'M having problems with Elite — I just can't dock.

It takes me half an hour to get the entrance port on the screen and then another quarter of an hour to get it any where near the proper position to dock! Can anyone help?

I am a first time adventurer. Can anyone recommend a reasonably priced, descriptive adventure game with a good vocabulary. My favourite games are Repton, Elite and Hopper. — Ian Wright, aged 9, Chester.

● You should find Sphinx Adventure is what you are looking for.

Our sister magazine *The Micro User*, featured an Elite player's guide in its January edition that should answer all your problems.

All the facts on *FX

IS there any way I can find out comprehensive information about the *FX codes, as the User Guide only glances over them? I am sure this is only the

WHAT would you like to see in future issues of Electron User?

What tips have you picked up that could help other readers?

Now's here is your opportunity to share your experiences.

Remember that these are the pages that you write yourselves. So

tear yourself away from your Electron keyboard and drop us a line. And please, if you want a reply, enclose an SAE.

The address is:

**Micro Messages
Electron User
Europa House
68 Chester Road
Hazel Grove
Stockport SK7 5NY.**

tip of the iceberg. For example *FX200,2 clears memory when Break is pressed. — F. Lawler, Radlett.

● The Electron Advanced User Guide provides a list of all the available *FX calls.

John Woollard's series on *FX calls covers them in more detail. This started in the July 1985 issue.

Show generosity

I BOUGHT a switched joystick and interface at the Electron & BBC Micro Show from Vulcan Electronics.

I then went around looking at various exhibits, but after I left and was walking back towards the Underground I noticed that I was only carrying one bag when I should have had two.

I ran back to the hall and went around asking the various officials if anyone had handed in a bag. None knew of anything being handed in. I then went back to the Vulcan stand to see if anyone had handed the bag into them as it had their logo on the side.

They said it hadn't been handed in but the guy on the stand said that he would take

the loss as theirs and handed me another joystick and interface.

So I am writing to say a public thank you to Vulcan Electronics, as I am very grateful for their generous action.

Also I would like to say thank you to Database for organising such a show where I could buy cut price hardware and software for my Electron.

I prefer the longer programs in the Electron User as they are well worth typing in. — P. Johnson, Whitstable.

● Thanks for the praise, and well done Vulcan. We've always believed our shows to be the most user friendly, and your experience proves it.

Our next show is at the New Horticultural Hall, Westminster, May 8 to 11.

Plus 3 and discs

I AM buying a Plus 3 expansion unit and I read in your magazine that the Plus-3 has an 80 track disc drive. But there are 40 and 80 track 3.5in blank discs.

Will the Plus 3 use both types of blank discs, when formatted?

If not, will it take Hewlett

Packard 3.5in single or double sided blank discs, when formatted? — Jamieson Kirkhope, Wokingham.

● The Plus 3 will format the disc 80 tracks, single sided using its own formatter.

It will not be able to read discs that have a different format to the ADFS, unfortunately.

Basic modes

I HAVE found a way of putting the Acorn Electron Basic sign into different modes.

All you have to do to put it into Mode 0 is type in:

*FX 255,107

then press Break. To put it into Mode 1 type in:

*FX 255,100

then press Break, and so on. — Darren Butler, age 13, Brentwood.

Software for handicapped

WE have recently obtained a grant to produce computer software for mentally handicapped people which will be the subject of a three-year project at the University of Keele.

We have just finished our first two pieces of software including the first ever computer arcade game aimed at mentally handicapped people, Mr Ugh.

We would be very interested to hear from anyone who has a similar interest or who would like to receive a copy of our free bulletin which is produced at regular intervals. — Rob Collins and John Hegarty, University of Keele, Keele, Staffordshire ST5 5GB.

Colour galore

AFTER having read thoroughly my copy of Electron User I have seen in Micro Messages a young gentleman asking

THANK you for producing such excellent games. During the last couple of months they have picked up tremendously.

Games like *Dungeon Quest*, *Skramble*, *Tex 'N' Dan* and most of all a superb martial arts called *Karate Warrior* — great stuff, please keep it up.

Please include more music

programs as I like music on the Electron, especially short easy to write out programs.

I am thinking of getting a Cumana disc drive. Could you please tell me if the disc interface comes with the drive itself — Nick Southgate, Upminster.

● You'll have to buy a separate

interface when you get a Cumana disc drive. Unfortunately they don't come in a single package as standard.

Make sure the drive has its own power supply as it can't be run off the Electron's supply.

As for music programs, watch out for future issues.

how to get more than his quota of colour.

Although your short program gave a reasonable demo of "more colour", please give my program a try:

```
10C=4:MODE 2
20REPEAT
30GCOL C,1
40C=C+1
50MOVE 0,0
60MOVE 0,1024
70PLOT 85,640,512
80PLOT 85,1280,1024
90PLOT 85,1280,0
100MOVE 640,512
110PLOT 85,0,0
120UNTIL FALSE
```

This may prove addictive viewing, as it does for my two small sons.

You should leave it running for about five minutes. — **Karl O'Brien, Abram, Lancs.**

Where's Frak?

I WAS wondering if there is an Electron version of *Ardvaark's Frak*. I have been to all of the good computer stores but half of them have never heard of the game.

So please could you put me out of my misery and tell me if there is one? — **Derek Irving, 12, Glasgow.**

PS. *Manic Mole* is the best game that's ever been printed in a magazine. Keep up the good work!

● The day we received your letter we learnt of *Frak's* Electron debut!

Choice of ROM box

I OWN an Electron with Plus 1 and Plus 3. I am now considering buying a ROM box.

However I do not think I will ever need all the ROM sockets offered by the Slogger ROMbox. I was therefore thinking of buying the *Advanced ROM Adaptor* offered by ACP.

Will the ROM software offered by Slogger work with this product? — **Stuart Murdoch, Edinburgh.**

● ACP's ROM adaptor

I'M glad to see that Electron User has moved a little up market. Early issues tended to be a bit "comicy", but recent articles and programs have shown your awareness that us tyros are becoming more discriminating.

Micro Messages is my favourite section, but I am surprised at the number of youngsters looking for ways to cheat at games.

Perhaps I should declare that I'm pushing 40 with two young children, and I certainly will not allow them to cheat.

After all, there is no sense of achievement unless you actually play the game to a

provides a single ROM socket. Any ROM can be plugged into the adaptor, then plugged into the Plus 1.

All Electron ROMs work in either Slogger's ROMBox or ACP's adaptor.

See *Micro Messages*, January 1986, for a list of ROMs that work on the Electron.

Transferring software

AFTER reading your review of the *Cumana Disc Interface* I rushed out and bought it, and I can thoroughly recommend it.

It makes such a difference saving and loading at such speed.

However, there is one question I'd like to ask you. Where can I obtain disc versions of commercial software, or how do I transfer my cassette originals to disc?

I know you are going to give us the never-ending statements about copyright, but surely if someone has a cassette original they should be allowed to transfer it to disc? — **Terry Newman, Norwich.**

● As yet there is very little software on disc for the Electron. However, Slogger has a ROM which will transfer your software on tape to *Cumana* disc for you.

Move in the right direction

conclusion — even if you don't beat the current high score.

In a recent issue a young lady, namely Helen Williams, bemoaned the lack of Electron software in Gloucester shops.

This seems to come and go. Boots had quite a stock a few weeks ago, as did W.H. Smith.

Smiths seem to have lost interest recently, but there are still some good programs left in Boots.

She also liked typing in programs from the magazine. This is where I get most

pleasure from the machine, and in fact have yet to find one that fails to work.

This brings me to another point. There seems to be a lack of perseverance from some of your readers.

Complaints that programs do not work are in every case the result of insufficient care taken at the typing stage.

Come on out there, think about what your doing and read the User Guide — it's there to help! — **John Jamieson, Abbeydale, Gloucester.**

Non-starter

COULD you please tell me if it would be possible to use the motor racing game *Revs* on the Electron using the new Tube interface and a second processor?

If so could I use other BBC games on the Electron?

My final question is are there any alien items in *Elite* and if so which galaxy are they in? — **David Ramsden, 13, Dewsbury.**

● *Revs* is not available for the Electron and the BBC version will not work even with a second processor attached.

We don't think there are any alien items in the Electron version of *Elite*. Has anyone found any?

Quality games

WHO are these people who keep trying to tell us the Electron is dying? I would like to get my hands on them and shake the truth into them.

The people who say that software is of poor quality ought to look at games such as *Magic Mushrooms*, *Repton I or II*, *Deathstar*, *Beach Head*, *Guardian*, *Zalaga*, *Mineshaft*, *Tempest*, *Hampstead* and *Terrormolinos* to name but a few.

Also in regard to *Dare Devil Denis* and S. Whigham's letter in the December issue, it is possible to get past the policeman and the tree although it is very difficult.

I have only managed it once. To do so ride up to the policeman and jump between him and the tree. Split second timing is required.

It is good to see that the add-ons range has increased with new support coming from ACP as well as increased support from Pace who have brought us that marvellous comms package. — **D.P. Cumbers, St Ives, Cambs.**

Killer stick

I TOOK advantage of your *Beach Head* offer in October's issue and the game has certainly lived up to my expectations — superb graphics, stunning sound and very hard to beat.

However, I have knocked out the fortress of *Kuhn-Lin* several times, making a best score of 109,600.

I can also recommend *Tarzan Boy* by *Alligata*. I can almost get on to the third screen but I keep getting killed by the walking stick type object that moves up and down the right hand side of the screen. Has anyone got past it? — **Steven Talbott, Swavesey, Cambs.**

Now YOU - and your Electron - can enter the exciting, ever-changing world of telecomputing!



APPROVED for use
with telecommunication systems
run by British Telecommunications
in accordance with the conditions
in the instructions for use.

The fastest growing, most exciting field of micro-computing is communications. Just one phone call away there's a vast range of fascinating electronic information and services such as:

★ **MicroLink:** A specialised service on Telecom Gold, Britain's leading carrier of electronic mail. MicroLink gives you your own private letter box, the ability to send and receive telex messages, to send telex messages for next-day delivery to any address in the UK or USA, ready access to up-to-the-minute computer news, a large range of mainframe services and much, much more.

★ **Prestel/Micronet:** More than 300,000 pages of information, electronic magazines and special interest clubs, with news, advice and reviews. And there's a wealth of software just waiting to be downloaded directly into your Electron.

★ **Bulletin Boards:** News, views, software and specialist help - they're all available on the scores of home-brewed electronic notice boards that are springing up all over the country.

This *Electron User* communications package includes the Pace Nightingale modem, RS423 interface and Tellstar software, FREE registration to MicroLink (worth £5), FREE quarter's subscription to Micronet (worth £10), and your chance to win a fabulous holiday in New York! (The Plus 1 is not included.)

For many months we at *Electron User* have been looking for a communications package sophisticated enough to meet our exacting requirements.

Now at last it's here - the Tellstar/Nightingale combination.

The Pace Nightingale is a tried and tested, fully BT approved, multi-baud modem that plugs into a standard telephone socket.

Telstar complements it perfectly. It allows easy access to all the major electronic information providers, including MicroLink and Prestel, and while not available in full colour it contains all the other features expected of advanced communications software.

And of course, the package includes the necessary serial interface to link directly with your Electron via your Plus 1.

Now there's nothing to stop you playing your part in the communications revolution - dial up, log on and have fun!

Normal retail price: £160.95 (incl. VAT)

Electron User
special price: £145 (SAVE £15.94)
including VAT, postage & packing

TO ORDER, PLEASE USE THE FORM ON PAGE 61

If you want to start doing more with your micro than just playing games, this package is your ideal introduction to the four most popular applications for professional computers. All the programs have been designed for simplicity, so even a child can use them. Yet they include advanced features not yet available on programs costing many times as much!

**Finalist for the Home Software
of the Year Award**



**Contains 32 page booklet giving clear,
easy-to-follow instructions on all 4 programs**

Word Processor: Ideal for writing letters and reports. There is a constant display of both time and word count, plus a words-per-minute display to encourage the budding typist! A unique feature is the double-size text option in both edit and printer mode – perfect for young children and people with poor vision.

Database: You use this for storing information, just like an office filing cabinet. Facts you have entered can be quickly retrieved by just keying in a word or part of a word. They can be sorted, replaced, saved for future use or printed out.

Spreadsheet: Enables you to use your micro for home accounts or pocket money records. It creates a display of numbers in rows and columns. Continuous updating is possible, and a changed figure can be instantly reflected throughout the rest of the spreadsheet. Your results can be saved, to be used for future updates, or can be fed into its associated program . . .

Graphics: Part of the spreadsheet section, it lets you draw bar charts, pie charts and histograms to give a graphic presentation of your statistics. Helps to give life and colour to the duller figures!

- ☆ Word Processor
- ☆ Spreadsheet
- ☆ Database
- ☆ Graphics

**Now they're
all together -
in ONE simple
package**

Four full-scale
programs for
an incredible
low, low price! **£5.95**
cassette

Also available from:

BOOTS COMET Currys Dixons WHSMITH

Greens **Star Menus** **BUNBLOWS** **spectrum** and other computer stores

Use the special order form on Page 61 – No stamp needed!

Listings galore!

ONLY
£3.75
each



On the March 1986 tape:

GRAND PRIX Exciting race game.
DICER A clever test of strategy.
MARCHING ORDER Counting and ordering numbers.
FIND AND REPLACE Useful editing program.
SECTOR EDITOR Excellent disc utility.
TIMEPIECE Superb graphics demonstration.
OXO Game of cunning.
TRICIRC A circle of triangles.

On the February 1986 tape:

NECROMANCER Superb text adventure.
GREBIT Arcade action.
FAST BACKUP Disc utility.
MACHINE CODE How to write an arcade game.
TAPEDISC More software transferring techniques.
SIWAYS RAM Example program.

On the January 1986 tape:

FRUIT WORM An arcade classic.
HELICOPTER RESCUE Pilot an air sea rescue helicopter.
MACHINE CODE Detect collisions between sprites.
TAPEDISC Transfer your software to disc.
MODE012 Multi-Mode screens.

On the December 1985 tape:

GET SET SANTA Christmas fun collecting presents.
MISSILE ATTACK Save your cities!
PROGRAM PROBE Using joysticks.
SPACE COUNT Counting for youngsters.
CHRISTMAS CARD Cards and carols for all.
DISC MENU Disc Menu creator.

On the November 1985 tape:

KARATE WARRIOR Electrifying combat.
ULA Mode 6 Mode 7!
PAINT ROLLER Colourful arcade action.
DEFUSE Beware the bombs.
SPRITE PRINT Machine code graphics utility.
TRAIN Far from stationery graphics.

On the October 1985 tape:

DUNGEON QUEST An amazing all action arcade adventure.
PILOT Computer assisted learning language.
RAVING ROLLER Arcade action in the garden.
TRAIN Animated action.
KALEIDOSCOPE Colourful graphics action.

On the September 1985 tape:

TEXNDAN 3D Wild West shootout.
PINTCURSOR Machine code graphics.
SPRITE/ED Sprite editor.
COMPOSE Writing music simplified.
REVERSI Cunning strategy game.
SIMPLEFILE Save and read data.
BOUNCE BALL Two player action.
ROTATE Animation in a spin.

On the August 1985 tape:

DIGGA Exciting arcade action beneath the earth.
DODGE THE ASTEROIDS Fun deep in space among the asteroids.
M/CODE GRAPHICS Sliding pints of beer!
***FX** The OS explored.
MOVEIT An intriguing sliding puzzle.
HEXGRAM An educational game to increase your word power.

On the July 1985 tape:

MANIC MOLE Machine code action at its best.
HIGHER OR LOWER Guess the card.
TIME BOMB Carefully collect TNT.
M/CODE GRAPHICS Two demonstrations.
FX1/2 The OS on call.
PIRATE MATHS Sum fun.
NOTEBOOK Password Generator.

On the June 1985 tape:

QUASIMODO Bellringing classic.
DISASSEMBLER Machine code utility.
ACTIVITIES Educational fun.
REFLECT Aggressive aliens.
ENGINE Animation.
DODGE Race track action.
STRINGALONG Scrolling fun.
CASTLE Medieval graphics.
MATHS CURVE Angles and art.
NOTEBOOK Trees.

On the May 1985 tape:

SKRAMBLE! Compulsive arcade action.
SHEEPNIM The logic game.

TEXTWRITER

Screen utility. **LIFE** A cultured classic.
CEDRIC Educational fun.
THREE-D Outstanding utility.
SPOKES Fascinating graphics.
MOONORBIT Heavenly displays.
BLAZON Heraldic devices.
FLOWERS A Basic bouquet.
NOTEBOOK Annotated animation.

On the April 1985 tape:

SUPER ARCHER Target practice.
BINARY SEARCH Search data efficiently.
JOYPLUS Switched joystick routine.
ODD ONE OUT Educational fun.
POLYGONS 3D rotation.
MONEY CRAZY Arcade action.
STARCHART The night sky.
FORTUNE TELLER Horoscope.
COLLISION DETECTION Alien encounters.
HILO Guessing game.
NOTEBOOK Hello to assembler.

On the March 1985 tape:

MR. FREEZE Ice cube arcade action.
SCREENDUMP Two procedures for printer dumps.
FILLER The machine code fill routine.
FRED'S WORD GAME Educational fun.
BIG LETTERS Large text utility.
PERCY Beat the burning fuse.
ANIMATION Two example programs.
PIGS Frying bacon.
NOTEBOOK Display formatting.

On the February 1985 tape:

CRAAL The mystifying maze adventure.
BOUNCY Addictively annoying action.
PAIRS Can you remember the cards?
BASE A Binary/hexadecimal conversion utility.
CATCHER Collect the eggs before they break.
CLOCK Time-keeping utility.
RACER Grand Prix action.
NOTEBOOK Graphics windows.
TRIG All the right angles.

On the January 1985 tape:

SPACE BATTLE Destroy the deadly descending aliens!
NEW YEAR A sound and graphics greeting.
ESCAPE FROM SCARGOV Minefield action.
PIE CHART Statistics made simple.
CLAYPIGION An Electron birdshoot.
ORGAN Music maestro please!
NOTEBOOK An original program.
RANDOM NUMBERS Or not so random!
SNAKES Reptilian arcade action.
CHEESE RACE Beat rival mice.

On the December 1984 tape:

CHRISTMAS BOX Align the presents logically.
SILLY SANTA Sort out the middle.
SNAP Match the Xmas pictures.
SNAP The Bad Program message tamed.
CAROL Interrupt driven music.
AUTODATA A program that grows and grows.
NOTEBOOK Simple string handling.

On the November 1984 tape:

STAR FIGHTER Anti-alien missions.
SCROLLER Wrap around machine code.
URBAN SPRAWL Environmental action game.
SPELL Alphabetic education.
JUMPER Level headed action.
CAESAR Code breaking broken.
KEYBOARD Typing game.

On the October 1984 tape:

BREAKFREE Classic arcade action.
ALPHASWAP A logic game to strain your brain.
SOUND GENERATOR Tame the Electron's sound channels.
MULTICHARACTER GENERATOR Complex characters made simple.
RIGEL 5 Out of this world graphics.
MAYDAY Help with your mouse code.
NOTEBOOK Palindromes and string handling.

On the September 1984 tape:

HAUNTED HOUSE Arcade action in the spirit world.
SPLASH A logic

game for non-swimmers.
SORT SHOWS How sorting algorithms work.
SHORT TIME The time they take.
CLASSROOM INVADERS Multicoloured characters go to school.
SAILOR Nautical antics.
MATHS TEST Try out your mental powers.

On the August 1984 tape:

SANDCASTLE The Electron seaside outing.
KNOCKOUT Bouncing balls batter brick walls.
PARACHUTE Keep the skydivers dry.
LETTERS Large letters for your screen.
SUPER-SPELL Test your spelling.
ON YOUR BIKE Pedal power comes to your Electron.
SCROLLER Sliced strings slide sideways.

On the July 1984 tape:

GOLF A day on the links with your Electron.
SOLITAIRE The classic solo logic game.
TALL LETTERS Large characters made simple.
BANK ACCOUNT Keep track of your money.
CHARTIST 3D graphs.
FORMULAE Areas, volumes and angles.

On the June 1984 tape:

MONEY MAZE Avoid the ghosts to get the cash.
CODE BREAKER A mastermind is needed to crack the code.
ALIEN See little green men - the Electron way!
SETUP Colour commands without tears.
CRYSTALS Beautiful graphics.
LASER SHOOT OUT An intergalactic shooting gallery.
SMILER Have a nice day!

On the May 1984 tape:

RALLY DRIVER High speed car control.
SPACE PODS More aliens to annihilate.
CODER Secret messages made simple.
FRUIT MACHINE Spin the wheels to win.
CHASER Avoid your opponent to survive.
TIC-TAC-TOE Electron noughts and crosses.
ELECTRON DRAUGHTSMAN Create and save Electron masterpieces.

On the April 1984 tape:

SPACEHIKE A hopping arcade classic.
FRIEZE Electron wallpaper.
PELICAN Cross roads safely.
CHESTTIMER Clock your moves.
ASTEROID Space is a minefield.
LIMERICK Automatic rhymes.
ROMAN Numbers in the ancient way.
BUNNYBLITZ The Easter program.
DOGDUCK The classic logic game.

On the March 1984 tape:

CHICKEN Test your nerve.
COFFEE A tantalising word game.
PARKY'S PERIL Parky's invisible maze.
REACTION TIMER How fast are you?
BRAINTEASER A puzzling program.
COUNTER Mental arithmetic.
PAPER, SCISSORS, STONE Out-guess your Electron.
CHARACTER GENERATOR Create shapes.

On the February 1984 tape:

NUMBER BALANCE Mental arithmetic.
CALCULATOR Make your Electron a calculator.
DOILIES Patterns galore.
TOWERS OF HANOI The age old puzzle.
LUNAR LANDER Test your skill.
POSITRON INVADERS The old arcade favourite.

On the introductory tape:

ANAGRAM Sort out the jumbled letters.
DOODLE Multicoloured graphics.
EUROMAP Test your geography.
KALEIDOSCOPE Electron graphics run riot.
CAPITALS New upper case letters.
ROCKET, WHEEL, CANDLE Three fireworks programs.
BOMBER Drop the bombs before you crash.
DUCK Simple animation.
METEORS Collisions in space.

Now combined in two fun-filled packages... all the traditional card and board games you've been asking for - again and again!



Electron cassette can also be used on the BBC Micro

For the BBC Micro and Electron

For the BBC Micro and Electron

Electron cassette
£5.95 each

3 1/2" disc
£7.95 each

TO ORDER, PLEASE USE THE FORM ON PAGE 61

SCOOP!

REPTON 2

SAVE
£6SUPERIOR
SOFTWARE
£9.95

**Repton on the
Electron was
a sensation.
But wait till
you've played
Repton 2!**

Repton 2 has been given rave reviews. And no wonder!

It's massive scenario, with 16 different levels – and each one 16 times the size of your TV screen! You've more than 1,000 diamonds to find, apart from facing the hostile elements, fighting even more hostile monsters and solving a fiendish jigsaw puzzle. It's the biggest challenge ever!

If you already have a subscription which does not expire for several months you can re-order early to benefit from this exceptional offer.

**Here's a bargain offer
for subscribers:**

Take out a year's subscription to *Electron User* and we'll send you **Repton 2** for only

£3.95

– that's a massive **£6 LESS** than you'd pay elsewhere!

(Not available without subscription)

ONLY
£3.95

**Your Electron
needs
protecting!**

Protect your Electron with our luxury dust cover made of soft pliable water-resistant vinyl, bound with strong cotton and decorated with the *Electron User* logo.

**Keep your
copies neat
and clean!**

This handsome binder is bound in attractive red pvc with the *Electron User* logo in gold blocking on the spine. It will hold 12 magazines firmly secured in place by metal rods.

ONLY
£3.95

All prices include postage, packing and VAT

Valid to March 31

Overseas orders sent exclusively by Air Mail

£ p

Please enter number required in box

£ p

Electron User tapes

26 introductory programs	3032	
Lunar Lander	1984	3033
Chicken	1984	3034
Spacehike	April 1984	3035
Rally Driver	May 1984	3036
Money Maze	June 1984	3037
Golf	July 1984	3038
Castles of Sand	Aug 1984	3039
Haunted House	Sept 1984	3040
Breakfree	Oct 1984	3041
Star Fighter	Nov 1984	3042
Christmas Box	Dec 1984	3043
Space Battle	Jan 1985	3044
The Kingdom of Craal	Feb 1985	3045
Mr Freeze	Mar 1985	3046
Super Archer	April 1985	3047
Skramble	May 1985	3048
Quasimodo	June 1985	3049
Manic Mole	July 1985	3050
Digga	Aug 1985	3051
Tex'n' Dan	Sept 1985	3052
Dungeon Quest	Oct 1985	3053
Karate Warrior	Nov 1985	3054
Get Set Santa	Dec 1985	3055
Fruit Worm	Jan 1986	3056
Space Base	Feb 1986	3057
Grand Prix	Mar 1986	3300

Electron User back issues

£1.50 UK	February 1984	3007
£1.75 Europe	March 1984	3008
£2.25 Overseas	April 1984	3009
	May 1984	3010
	June 1984	3011
	July 1984	3012
	August 1984	3013
	September 1984	3014
	October 1984	3015
	November 1984	3016
	December 1984	3017
	January 1985	3018
	February 1985	3019
	March 1985	3020
	April 1985	3021
	May 1985	3022
	June 1985	3023
	July 1985	3024
	August 1985	3025
	September 1985	3026
	October 1985	3027
	November 1985	3028
	December 1985	3029
	January 1986	3030
	February 1986	3031

Classic Card and Board Games

No. 1 Tape	£5.95	3090
3 1/2" Disc	£7.95	3092
No. 2 Tape	£5.95	3091
3 1/2" Disc	£7.95	3093

Electron Plus 1 £39.95 UK 3084

Electron Workstation Package £69.95 UK 3085

Electron Language Lab £89.95 UK 3087

Electron Data Manager Package £149.95 UK 3086

UK only

Electron User annual subscription

UK & Eire (Sterling only)	£12	3001
Europe	£20	3003
Overseas	£35	3004

Repton 2 £3.95* 3089
(Only available if subscription order is included) Tick if renewal

Commence with _____ issue

Cassette tape annual subscription £35 UK 3005
£45 Europe/Overseas

Commence with _____

Education Special Classroom Computing on the Electron Vol. 2

Electron Cassette	£4.95	3076
Micro User Education Special No. 2	£1.50	2320
Both the above	£6.00	3077

Europe/Overseas - add £1

Fun School tape Under-5s 3080
£4.95 UK Ages 5-8 3081
£5.95 Europe/Overseas Ages 8-12 3082

Mini Office £5.95 UK 3062
£6.95 Overseas

Ten of the Best £5.95 UK Volume 1 3068
£6.95 Europe/Overseas Volume 2 3069

Getting Started in BBC Basic £5.95 UK 2289
£7.45 Europe
£8.45 Overseas

Communications Pack 3083
£145 UK
£152 Overseas

Dust cover 3058
£3.95 UK
£4.95 Europe/Overseas

Binder 3059
£3.95 UK
£6.95 Europe/Overseas



TOTAL

Send to: **Electron User FREEPOST, Europa House, 68 Chester Road, Hazel Grove, Stockport SK7 5NY.**
Please allow 28 days for delivery

Order at any time of the day or night

Telephone Orders: 061-429 7931

Orders by Prestel: Key *89, then 614568383

Don't forget to give your name, address and credit card number

ENQUIRIES ONLY: 061-480 0171

Payment: please indicate method (✓)

- Access/Mastercharge/Eurocard
Card No. _____
- Barclaycard/Visa
Card No. _____
- Cheque/PO made payable to Database Publications Ltd.

Expiry date /

Name _____
Address _____
Post Code _____

EU3

Reach the
top with ...

LCL

Educational Software



**IMMEDIATE
DESPATCH**



COMPLETE SELF-TUITION GCE COURSES £24

(£5 off total for 2, £10 off total for 3)
MICRO MATHS (Most computers).
Course taking beginners (from age 8) to
O-Level. 24 programs on 59 topics. 2
discs/tapes + 2 books **£24**

MICRO ENGLISH (BBC, Electron).
Course taking beginners to English
Language O-Level. Incorporates real speech,
no extras required. 2 discs/tapes **£24**

MEGA MATHS (BBC, Electron, Amstrad).
A-Level course for mature beginners,
A-Level Students or Micro Maths users.
Covers 105 topics on 2 discs/tapes + 2
books **£24**

For orders/Free catalogue phone 0784 58771 or
LCL, (Dept. EU) 26 Avondale Ave, Staines, Middlesex.

ADVERTISERS INDEX

21st Software	38
A.C.P.	63
Andyk	63
C&F Associates	62
Doctor Soft	6
Epic Software	11
Expandor Systems	62
Golem	28
Kosmos Software	27
Mayday Software	62
Mithras Software	63
Qualsoft	18
Robico Software	62
Software Invasion	4
Superior Software	64
Tynesoft	2
Voltmace	35
Wigmore House	28

**ELECTRON
EPROM PLUS**

SIDEWAYS ROM UNIT FOR THE ELECTRON !!

Using this Superb ADD-ON for the Acorn Electron with PLUS 1 expansion you can fit up to 4
RDMs/EPROMS (8 with 2 units fitted) which will then be available at the flick of a switch.

The EPROM PLUS plugs into either of the expansion sockets of the PLUS 1, and will accept 8K
or 16K RDMs/EPROMS. The facility to POWER-UP into whichever RDM is selected, or BASIC if
required, is a useful feature of the unit.

An added bonus is that many of the RDMs available for the 'Beeb' will also run on the
Electron, offering another world of software.

ORDERING: One EPROM PLUS Unit **£14.95**
Two EPROM PLUS Units **£27.95**
Please add £1.00 P&P

SPECIAL INTRODUCTION OFFER (1985 only)
Two EPROM PLUS Units **ONLY £24.45 + P&P**

EXPANDOR SYSTEMS

99 Staley Hall Road, Stalybridge, Cheshire SK15 3DP.
Tel: 061-303 7646 Tel: 061-747 5688

**FREE
RACING
ANALYSER**

**ELECTRON
POOLS
PREDICTOR**

**14,000
MATCH
DATABASE**

After three successful seasons of pools prediction on the
BBC micro, we are pleased to announce the Electron
version of our renowned Pools Predictor program.
Complete with powerful form analysis, a massive
database and much more. And making this an
outstanding punter's package, there is a free Racing
Analyser Program to let you analyse any horse race
using the racecard from your daily paper. Now beat that
for value!

£8.99

**MAYDAY
SOFTWARE**

**181 Portland Crescent
Stanmore, Middx. HA7 1LR**

C & F ASSOCIATES

SELECTED ELECTRON PROGRAMS

TITLE	RRP	OUR PRICE
CASTLE ASSAULT	2.50	2.25
NIGHTMARE MAZE	2.50	2.25
BOFFIN	9.95	7.25
COMBAT LYNX	8.95	6.75
RICK HANSON	9.95	8.25
ASTRO PLUMBER	2.50	2.25
DIAMOND MINE 2	2.50	2.25
CLASSIC ARCADE GAMES	5.95	4.95
ESCAPE MOON ALPHA	7.95	2.95
CYBERTRON MISSION	7.95	2.95
JET POWER JACK	6.95	2.95
CROAKER	7.95	2.95
POSITRON	6.95	2.95
ELECTRON INVADERS	7.95	3.15
THE MINE	6.95	3.15
DANGER UXB	7.95	3.15
RUBBLE TROUBLE	6.95	2.95
GAUNTLET	6.95	2.95
WHEEL OF FORTUNE	9.95	7.50
QUEST FOR THE HOLY GRAIL	7.95	6.50
GHOULS	7.95	3.15
YIE AR KUNG FU	8.95	6.95

ALSO WIDE RANGE OF PROGRAMS FOR BBC

ALL PRICES INCLUDE VAT AND POSTAGE & PACKING

(Overseas Orders add £1.00 per item)

CHEQUES/PO PAYABLE TO:

C & F ASSOCIATES

AND SEND TO

C & F ASSOCIATES (EU), PO BOX 2, BIDEFORD EX39 3RE
Tel: (02373) 619

DUST OFF YOUR ELECTRON
AT LAST THE BIG ONE'S HERE



RICK HANSON

THE THRILLING ADVENTURE OF
EPIC PROPORTIONS

- ☆ 100% machine code
- ☆ 30K of text
- ☆ 220 locations
- ☆ Full sentence interpreter
- ☆ Adventurer's Note Book
- ☆ Complete Help Service

Cassette £9.95 (state BBC or Electron)
BBC Disc £11.95 (state 40 or 80 track)

Purchase your copy NOW from:-

**ROBICO SOFTWARE, 3 Fairland Close,
Llantrisant, Mid Glamorgan CF7 8QH.
Tel. (0443) 227354**

ANDYK Ltd.

EPROM CARD

Can take application software. Allows use of utility ROMS. Plugs into Plus 1: **£9.99 + £1 P&P**

RS423 SERIAL PORT

Has drive capability and software interface as the BBC Model 'B', plugs directly into Plus 1 cartridge slot. Price: **£34.99 + £1 P&P**



29 STATION ROAD, WESHAM, LANCASHIRE PR4 3AA. TEL: (0772) 684573

MITHRAS Software

ADD THESE FAMOUS GAMES TO YOUR COLLECTION AT BARGAIN PRICES

MICROPOWER

- Adventure · Bumble Bee · Chess · Croaker · Cybertron Mission · Danger UXB · Draw · Electron Invaders · Escape from Moonbase Alpha · Felix Meets the Evil Weevils · Felix in the Factory · Felix and the Fruit Monsters · Frenzy · Gauntlet · Galactic Commander · Ghouls · Jet Power Jack · Killer Gorilla · The Mine · Moonraider · Rubble Trouble · Stock Car · Swag

Any of the above for: **£3.50 each - £8.50 for 3 - £15.00 for 6**
Please give alternative titles if possible.

Another Classic - One of the Best Fun Games for the Electron

A'N'F Software
CHUCKIE EGG £3.95

The Popular Adventure
GREMLINS £3.95

Adventure and War Games Bonanza!
6 Top Games on one Tape in Sealed Presentation Box

Lothlorien:
Battlezone 2000 · Paras · Johnny Reb · Roman Empire · Stolen Lamp · Shards: Empire

ALL FOR £6.95
This tape also runs on the BBC

Orders will normally be despatched by First Class Post within 7 days of receipt of order.

Please add 75p to total order for postage and packing in UK. (Prices for overseas an application)

Send cheque or PO payable to:

MITHRAS SOFTWARE
PO Box 151, Maulden, Bedford MK45 2YH

16k EPROM Advanced Disc Toolkit

containing over 30 commands

It has just about every utility you're likely to need

(Electron User)

It's excellent value for money

(Acorn User)

including:

- file editor
- see disc sectors
- disk editor
- menu
- memory editor
- tape transfer
- memory disc
- basic memory search
- file copy
- read/write sectors
- load & move file in memory
- envelope & function key definitions
- move memory block
- compare files
- discs
- list file & directory names (ADFS utility)
- 'unplug' roms
- catalogue roms
- display current filing systems

This Rom is an absolute winner!

(Viewfax Tubelink on PRESTEL)

Take a closer look at ADT

(Electron User)

INVALUABLE TO EVEN NON-DISC USERS

Advanced Disc Toolkit is a 16k utility ROM designed for both BBC and Acorn Electron computers, and 65C02, Z80 second processors, single and double density disc filing systems, including Acorns new advanced disc filing system, ADFS, Acorn Winchester drive, Econet and sideways RAM. ADT contains over 30 useful utilities to enhance your computer system.

DISC Commands:

Disc sector editor in 40/80 column modes
Disc search for strings/bytes. Recover/restore sectors from any part of a disc
Format/verify any number of discs in one command. Compare discs
Backup disc using 2nd processor memory
Display free space map, free/used files
Electron ADFS disc utilities: format/verify/backup/build/list/type. Dual catalogue

MEMORY commands:

EXAMINE/MODIFY/PRINT memory in any mode in IO/Second Processor memory/Roms/Rams as 65C02 bi-directional disassembler/hex/ascii in variable line sizes, in a predefined window
Search IO/Second Processor/Roms/Rams for strings or bytes. Search for variable names in BASIC/HIBASIC. Move memory between IO/Second Processor/Roms/Rams

Now transfers "locked" programmes from cassette

OTHER commands:

Transfer files between filing systems, eg TAPE, DISC, ADFS, NET. Display catalogue of all Roms. Turn off sideways Roms. List envelope/key definitions. Load/Run programs from DISC/NET/below page 18. EDD: Run any file type from DISC/NET/ADFS from a menu in 40/80 column modes. Change a files load/execution address. Compare files. Display files in all directories. Display all directory names. Backup files in same directory. Dump files in 65C02 disassembler/hex/ascii in variable line sizes.

OTHER PRODUCTS

NEW SUPPLIES OF 27128 EPROMS £4.25 OR: ONLY £3.75 FOR QTY 4+... (inc. p&p) + VAT

ELECTRON PRODUCTS

Advanced Sideways Ram

A unique facility for the ELK1 Software/EPROMS can be loaded in and automatically write protected. No links to pull or connect. Can be switched between 2 x 8k or 1 x 16k. FREE software support to include print buffer.

£25 + p&p + VAT

Due to increased production and lower component costs we are now able to offer ASR @ an incredible £25

Advanced Rom Adaptor 1

Now you can gain access to many existing EPROMS by simply inserting them into this budget adaptor cartridge that plugs into the Plus 1.

£8 + p&p + VAT

Advanced Rom Adaptor 11

As the ARA 1 but with 2 sockets, it is now possible to have 4 EPROMS' on line without attaching bulky interfaces. A key feature of this product is the built in facility to upgrade to 8k or 16k RAM.

£12 + p&p + VAT

Advanced Electron DFS

This EPROM allows ELK and Plus 3 users to use both ACORN DFS'S; ADFS & 1770 DFS (as supplied in the BBC B+). Now you can load, chain etc. compatible BBC disc-based software.

£20 + p&p + VAT

NEW PRODUCTS

Advanced Disc Investigator

Please

Advanced +4 Electron Disc Interface

Phone

Advanced +5 1meg user + Tube Interface

for

Advanced ROM Manager

Details

Advanced Computer Products

6 Ava House, High Street, Chobham, Surrey. GU24 8LZ.
Telephone: (0276) 76545

ORDER NOW

ORDER FORM

Please send me

View Cartridge	@ 27.95 =	A.D.T.	@ 34.50 =
View Sheet Cartridge	@ 27.95 =	ARA 1	@ 10.35 =
Lisp Cartridge	@ 21.95 =	ARA II	@ 14.95 =
Logo Cartridge	@ 54.95 =	ASR	@ 29.90 =
ISO Pascall Cartridge	@ 54.95 =	A.E.D.	@ 24.15 =
Electron Adv. User Guide	@ 9.95 =	*Special Offers*	
+3 Second Drive Adaptor	@ 7.95 =	A.D.T. +ARA I	@ 42.50 =
5 1/4" Drive (inc psu)	@ 139.99 =	A.E.D. +ARA I	@ 32.50 =
3 1/2" discs (10)	@ 29.00 =	16k EPROMS	@ 4.25 =
8k Static RAM	@ 4.50 =	16k EPROMS 4+	@ 3.75 =

I enclose payment for £ _____

My Name _____

Address _____


Tel No: _____ REF EO _____

Electron & Tube are trade marks of Acorn Computers Ltd.

THE BEST ARCADE ADVENTURE EVER

ACORN
ELECTRON VERSION
RELEASED 1 January 1986
BBC MICRO VERSION
AVAILABLE NOW!

Citadel



**ACORN
ELECTRON
BBC
MICRO**

A huge adventure featuring over 100 beautifully detailed screens packed with challenging puzzles and awesome foes. You start in the vast 3-towered citadel with its curious cellar and well. Should you survive the perils within, you can venture on to the witch's house, Stonehenge, the pyramids, and across the desert to the mountains. Cross the ocean and you will reach the mystic temple on the island. You should devise how to use the ice crystal, trampolines, cannonballs, Egyptian statues, etc., to the best advantage in your onerous mission. Cleverly realistic animation (flickering torches, splashing water, and smouldering furnaces), is used throughout to depict your movements and to vividly portray the fearsome monks, mummies and wolves.

COMPETITION — 2 CHANCES TO WIN!

Three crowns have been craftily hidden within the adventure; the first person to locate any two of the three crowns will win **£100**. The maximum score which can be obtained is 99 points; the first person to reach this score will be presented with an impressive personal engraved shield and a cheque for **£200**.

KEYBOARD OR JOYSTICKS CASSETTE VERSION \$9.95 BBC DISC VERSION £11.95

WE PAY UP TO 20% ROYALTIES FOR HIGH QUALITY PROGRAMS

SUPERIOR SOFTWARE LTD.



Dept. XU15, Regent House,
Skinner Lane, Leeds 7.
Tel: 0532 459453.



OUR GUARANTEE

- All mail orders are despatched within 24 hours by first-class post.
- Postage and packing is free.
- Faulty cassettes and discs will be replaced immediately.

