

All Electron User programs work on BBC Micros with OS 1.2 and Basic II

A Database Publication

# electron

## user

Vol. 2 No. 4 January 1985 £1



**Beginners: READ**  
all about **DATA**

Electron's sound  
envelope licked

**CREATE**

your  
own  
3D  
pie  
charts

**PLAY**

Snakes Alive  
Space Battle  
Clay Pigeon Shoot  
Escape from Scargov  
The Great Cheese Race



**... and wish yourself a (graphical) Happy New Year!**



# Choosing a printer is a lot easier than choosing a computer.

**T**HERE are dozens of quality printers from which to choose. With quality price tags of around £250.

The Brother M-1009, however, breaks all the rules.

**Stays defiantly below the £200 barrier.**

Though it has far more than its fair share of features, it maintains the extraordinarily low price of £199.95.

**Travels at a steady fifty.**

In the speed stakes, the M-1009 is certainly no slouch, being fully capable of up to 50 characters per second.

Providing bi-directional and logic seeking printing for normal characters and uni-directional printing for super and sub script and graphics.

**Prints on any paper.**

Being an impact printer, the M-1009 will print on virtually any paper, including letter headings, invoices and standard office stationery.

It will even print two copies together with your original.

**A superb character recommendation.**

In its price range, the M-1009 has a great deal more character than many printers.

96 no less, plus international type and graphic characters.

**Reliability comes as standard.**

Built to the same exacting standards as Brother's elite office

printers, the Brother M-1009 already has faultless credentials for reliability.

Its 9 pin dot matrix head, for example, has an astonishing 20 million character service life.

**One printer that doesn't block out the light.**

Many home computers tend to be a little on the large side.

In contrast, the compact M-1009, at only 7 cm high, keeps a discreet profile.

Well designed, reliable – and conscientious.

The Brother M-1009.



**The future at your fingertips.**

DEPT P, BROTHER OFFICE EQUIPMENT DIVISION, JONES + BROTHER, SHEPLEY STREET, GUIDE BRIDGE, ALDENS HAW, MANCHESTER M34 5JD.  
TEL: 061-330 6531 (10 LINES) 061-330 0111 (6 LINES) 061-330 3036 (4 LINES) TELEX: 669092  
BROTHER INDUSTRIES LIMITED, NAGOYA, JAPAN.

— AVAILABLE FROM —  
BOOTS, WILDINGS, SPECTRUM, JOHN MENZIES, MICRO MANAGEMENT,  
MAJOR DEPARTMENT STORES AND ALL GOOD COMPUTER SHOPS.

## News

All that's new in the expanding world of the Electron.

5



## New Year

Sound and graphics greetings from the Electron User to you. 17

## Beginners

READ about DATA statements in this latest offering.

8



## Adventure

Lost in a maze? Or confused in a cavern? Let Merlin help. 11

## Software Surgery

All you want to know about the latest in software from our frank reviewers. 19

## Claypigeon

Feathers fly with this micro electric birdshoot. 25

## Space Battle

Fight off the hovering aliens in this all action arcade classic

14



## Escape from Planet Scargov

Evade the evil emperor, avoiding aliens and mines. 40

## Notebook

A simple program simply explained. 27

## Sound

The last article in the present series sees ENVELOPE licked. 28

## Snakes



The better you are, the harder the game becomes. 36



## Pie Chartist

Colourful statistics are made simple with this useful utility. 32

## Organ

Make your Electron a musical instrument with this simple but addictive program. 38



Colourful Electron graphics. 43

## Scrapbook

The pages where Electron users share their short, simple, fun routines. 44



## CHEESE RACE


Beat the mouse and get the cheese with our two player action game. 48

## Random Numbers

Explore the Electron's random number generator. 52

## Micro Messages

The pages you write yourself. A selection from our mailbag. 61



**SUBSCRIPTIONS**  
Subscribe now - and get Electron User delivered to your door each month. See Page 47.

Managing Editor  
**Derek Meakin**  
Features Editor  
**Pete Bibby**  
Production Editor  
**Peter Glover**  
Layout Design  
**Heather Sheldrick**  
Advertisement Manager  
**John Riding**  
Advertising Sales  
**John Snowden**  
Editor in Chief,  
Database Publications  
**Peter Brameld**

**Published by Database Publications Ltd**  
Europa House, 68 Chester Road, Hazel Grove, Stockport SK7 5NY.

Telephone: 061-456 8835 (Editorial) 061-456 8383 (Administration) 061-456 8500 (Advertising)  
Subscriptions: 061-480 0171 Telex: 667664 SHARETG. Prestel: 614568383.

News trade distribution: Europress Sales and Distribution Limited, 11 Brighton Road, Crawley, West Sussex RH10 6AF. Circulation 0293 27053.

Electron User is an independent publication. Acorn Computers Ltd, manufacturers of the Electron, are not responsible for any of the articles in this issue or for any of the opinions expressed.

Electron User welcomes program listings and articles for publication. Material should be typed or computer-printed, and preferably double-spaced. Program listings should be accompanied by cassette tape or disc. Please enclose a stamped, self-addressed envelope, otherwise the return of material cannot be guaranteed. Contributions accepted for publication will be on an all-rights basis.

Subscription rates for 12 issues, post free:  
£12 UK  
£13 Eire (IR £16)  
£20 Europe  
£20 Rest of world (surface)  
£40 Rest of world (airmail)

© 1985 Database Publications Ltd. No material may be reproduced in whole or in part without written permission. While every care is taken, the publishers cannot be held legally responsible for any errors in articles or listings.



# How to teach your Micro a thing or two

Thousands of home computer owners have yet to discover their microcomputer's potential to help with many of the problems and decisions that come up every day in the home or office.

Perhaps you have always promised yourself that you would teach yourself programming, but have been put off by manuals which seem to assume a lifetime spent studying computer science and mathematics. Maybe you have looked at other computer books, but have yet to find one which is free of unnecessary jargon or where the program examples bear some relevance to real life and not space invaders.

Relax, your search is over.

The 'Learn BASIC' tutorials from Logic 3 are the latest development of a teaching method pioneered by Professor Andrew Colin and perfected

by testing on 3 generations of students at Strathclyde University. The 'Strathclyde Method' has been translated into 8 languages and used by over 300,000 microcomputer users.

'Learn BASIC' is a jargon free, step by step, course in computer programming, which explains everything clearly in English, not computer talk. In a matter of hours you will be writing your first programs.

'Learn BASIC' is designed for people who want to keep abreast of the computer age, for people who realise that understanding computers is a key to future success at work, at school, and as a parent.

Get 'Learn BASIC' and teach your micro how to be useful! (Available from major branches of W.H. Smiths, Boots, Laskys, Greens, John Menzies and better computer shops nationwide.)

Please send me more information about YOUR:-

(Tick appropriate box)

- 'Learn BASIC' tutorials
- Logic 3 Spectrum Club
- Logic 3 Commodore Club (64 and VIC owners only)

Name .....  
(BLOCK CAPITALS PLEASE)



I have a:-

- Sinclair Spectrum
- Commodore 64
- Acorn Electron
- BBC Microcomputer
- Dragon

Address .....

..... (Postcode) .....

To Logic 3 Ltd., FREEPOST, Mountbatten House, Victoria Street, Windsor SL4 1HE

# electron user NEWS

## BBC's Pascal for the Electron

THE new BBC Micro version of the Pascal language from Acornsoft will shortly be available for the Electron.

The disc version has already earned the British Standards Institution Level One Class A validation.

This is the first such implementation on a micro and the first to achieve Level One Class A under the latest version of the test suite.

The ROM version, awarded a Level O Class B certificate, is the first of its type to even approach validation quality.

Awarding the certificates, John Souter of BSI said: "The Acornsoft ISO-Pascal is clearly the result of a first-class development job.

"As well as scoring many firsts in Pascal history the implementations are compact given the high level of conformance, and they include a text editor and comprehensive documentation.

"We are pleased to see Acornsoft bringing ISO-Pascal to so many new users".

Acornsoft ISO-Pascal is the full implementation of Pascal to the ISO standard, plus extra sound and graphics.

# Electron heads for success in 1985

**EXCELLENT Christmas sales of the Electron are being seen as an indication the machine could become the big computer success story of 1985.**

High Street dealers were staggered by the demand for Electrons in the run up to Christmas.

Now they hope the vast increase in Electron owners will generate more software products and make the machine even more attractive to buyers than ever.

And although Acorn

## Targets being met

isn't yet releasing its projected sales figure for 1985, a spokesman told *Electron User* the company is extremely confident that sales will continue at a high level.

Acorn's optimism was boosted by its recent release of new add-ons and software which make the machine an even better buy than before.

When the final tally is made the company expects its seasonal

sales projection of 150,000 to 200,000 Electrons sold will have been met.

In the High Street there was widespread joy over the machine's popularity.

Boots said: "Electron business is very strong even though sales generally are down on last year".

W.H. Smiths reported: "The sales rate for the Electron has almost tripled in a few weeks.

Once the machine has established a decent base and the software starts to flow it might just be the surprise package of 1985".

Dixons said: "The Electron is selling four to five times as well as we had expected".

Lasky's said: "The Electron is the machine in demand right now. We've been putting together packages worth up to £500 in some cases, which means this is an extremely capable system with lots of potential".

## PLUS 3 DISC DRIVE IS HERE

ACORN'S recently released range of hardware for the Electron is set to repeat the success of the Plus 1 expansion unit - the add-on that last summer took the Electron into the realms of more serious computing.

Big news for Electron users who feel they have outgrown their cassette recorders is the new Plus 3 add on. This is an L-shaped combination of interface and disc drive. It fits at the back of the Electron, between it and the Plus 1. The

price: £229.

The 3½in single sided disc gives 300k of stored data and the new Acorn advanced disc filing system (ADFS) has "easy to use features at a basic level", says Acorn.

For users who also want to boost the power of their Electrons, there is an RS423 interface for connection to a second processor.

Armed with these extra goodies, plus Acorn's ROM-based word processing and spreadsheet programs, Elec-

tron users can now tackle business problems with aplomb.

In the words of an Acorn spokesman: "These developments put the Electron up there beside the BBC Micro as a serious machine".

For those who are not yet into discs, Acorn has brought out a matching data recorder. Finished in the Electron colours, it is designed to sit beside the micro and enhance the appearance of the workstation.

## Lending a hand

PHOENIX Publishing has come to the aid of Electron users who don't possess the two pairs of hands required to operate a keyboard and control a manual simultaneously.

Rigid, free-standing crib cards provide easy access to the main facts you need while programming.

Topics covered include keywords, operating commands, graphic and sound commands, colour commands, data commands, input/output commands, disc commands, Basic statements and functions, logical operators and error messages.

The cards cost £1.99.

## Logo on the way

LOGO, the educational computer language, is to become available for the Electron from Acornsoft early in the New Year.

Supplied in ROM, it simply plugs into the Plus 1.

Specially designed for use in the classroom, Logo allows children to communicate with the micro in a natural, straightforward manner.

At its simplest level, Logo is concerned with drawing lines on a graphics screen. The child simply moves a pointer – or turtle as it is known – which leaves a line trailing behind it.

Its advocates claim, though, that Logo is far more than just another drawing package: its easily-mastered command set allows children to build up libraries of procedures, such as square, triangle and so on.

In this way, children understand and learn to use the fundamental concepts of computing in an interactive, experimental manner.

ACORN'S Chris Curry has only one 'A' level to his name, yet he enjoys a salary of £60,000 a year and lives in a 15 bedroom mansion.

His fame and fortune is attributable to his lingering in his morning bath which sometimes makes him late for work. For this is where he has his best ideas.

One of these, six years ago, was that computers could break out of the "electronics freak with a soldering iron" enclave and into the consumer and education market.

All this is according to a profile on Acorn's co-founder which is featured in issue number one of OM, a glossy giveaway with Options, the equally glossy women's journal.

It goes on to reveal that before he hit the

# LIFE AT THE TOP, CURRY STYLE



Chris Curry... "pretty hopeless" with computers.

jackpot with the BBC Micro, and subsequently the Electron, he had previously been employed as a student apprentice with Pye, Cambridge, then with the MoD as a scientific

assistant and finally spending 13 years in association with Clive Sinclair working on calculators and hi-fi.

Nor does Chris Curry apparently have any real affinity with computers today. In the article he admits to being "pretty hopeless" with computers – "I've got a computer at home. I play games on it, I'm afraid, and rather badly too".

OM estimates that Acorn is currently worth at least £100 million but that just means "100 times more responsibility", insists Curry.

What has his new-found wealth meant?

According to the OM profile he appears to thoroughly enjoy it and readily describes his country home as "a totally unnecessary extravagance".

However he doesn't treat himself to expensive holidays. "They bring on an attack of worrying", he says.

"I've always assumed that somehow I'd achieve a fairly high standard of living", he admits. "Someone told Clive Sinclair once that I was starting to make quite a lot of money, and he said, 'Chris Curry? Oh, he's always behaved like a rich man'. I think that's very true".


## Phloopy speeds the load

AN exciting new product that should free Electron users from the tyranny of cassettes has just been announced by Phi Mag Systems.

Their Phloopy, a high speed tape based data storage system is now available for the Electron, at a price well below that of current disc interfaces.

Phloopy will interface with the Electron either through the Plus 1 cartridge slot or plug directly to the databus, but they will not be interchangeable.

On the databus version a Centronics printer port is also available as an optional extra.



The Phloopy drive costs £85. An interface for the Electron is £29 (via Plus 1) or £38 (via Databus).

Managing director Mike Lucas says: "Many customers really appreciate the benefits that Phloopy gives over both cassettes and discs.

"Automatic compac-

ting and reorganisation of files and data every time a Phloopy is updated means that in practical terms it is as fast as many discs".

For fast program development and quick access Phi is offering Phloopy cartridges with 25k and 50k capacities as well as the usual 100k.

## Colour plotter

WHAT is claimed to be the first four-colour A4 plotter under £200 for the Electron has arrived from Japan.

The Sakata SCP-800 – also compatible with the BBC Micro – can handle 210mm rolls of paper.



## Talent collects £2,000 cheque

JOHN Garland, founder partner of educational software house Garland Computing, has been judged brightest young business talent in the South West.

Garland won the competition held by BBC Television and English Estates, the government commercial property developers who provide premises for small businesses.

Garland Computers was formed two years ago and specialises in educational programs for the Electron and BBC

Micro, mainly for secondary schools and institutes of higher education.

It publishes more than 50 titles covering biology, chemistry, physics, maths, geography and music.

Recently it signed agreements for the distribution of its programs in Australia and New Zealand.

In our picture John Garland (right) receives his first prize cheque for £2,000 from Alan James, regional manager of English Estates.

## Comment ca va?

'ALLO. 'Allo. You weesh to parlez Français très bon? In fact, bon enough to passez le 16 plus examination or l'O level?

The Electron can now provide the answer – and not in français.

Dean Associates of Sheffield is offering a French revision package made up of four units, each requiring at least four hours study time.

There's a keyboard introduction to explain special features like the ability to enter accents. Diagnostic testing, graded levels of difficulty and the display of student scores are also included in the package.

The development team for the project was made up of a senior O level French examiner, French teachers and a native French speaker.

Both cassette and disc versions are available and grade units can be bought singly, in pairs or as a complete set. Prices range from £9.95 for a single grade on cassette.

## £99 printer



A low-cost thermal printer for the Electron and BBC Micro has just been launched by Phi Mag Systems, the people responsible for the Ploopy data storage tape.

Called the Phiprint, the 40 column machine has a nine-element dot head which gives true

descenders and underlines and costs £99.

The character set gives 96 characters in three pitches, plus the ability to condense or extend the typeface.

Other features include graphics for graphs and pictures, and seven different typestyles.

## MORE COMMANDS

**ELECTRON users can now extend the number of Basic commands with the Addcomm ROM.**

**It adds 40 commands to the Electron's built-in Basic, and according to makers Vine Micros, gives a mixture of toolkit, Logo graphics and extra graphics statements. The ROM comes complete with a detailed user guide.**

## Night sky on your screen

RECENT interest in Halley's comet has prompted Century Communications to bring out a program – Starfinder – which, they say, does something no book can achieve.

You tell the program the date and where abouts in the world you are – and it shows you what the night sky view should be out of your window.

You can identify any star, planet or constellation by steering a "space probe" across the screen – and print out star maps for exactly the times and places you want.

The Electron program was written by Ronald Alpiar, previously a department head at the University of London Computer Centre.

It was checked by TV astronomer Heather Couper, who recently succeeded Patrick

Moore as president of the British Astronomical Association. With the program comes a book written by Heather Couper.

## Soccer database

SOCCER fans who own an Electron can now build up a complete database of facts and figures about their favourite team.

Your Team – a cassette-based program – covers results, scores, attendances, personalities and so on – all recorded for playback on screen in a choice of club colours.

The program was designed by Colin Whitelaw, whose textiles-by-post firm BEC Sports specialises in football souvenirs.

# READ and DATA

## - a powerful duo

THIS month we're going to have a look at using READ and DATA to give values to program variables. Put like that it doesn't sound too exciting but, if you hang on until the end of the article, you'll find how useful this can be.

Take a look at Program I.

```
10 REM PROGRAM I
20 LET x=1
30 LET y=2
40 LET z=3
50 sum=x+y+z
60 PRINT sum
```

All this does is give values to the variables *x*, *y* and *z*, add them up and print the answer.

What I want you to notice is the rigidity of the program. If I now wanted to add 6, 7 and 8 using the same program structure, I'd have to rewrite lines 20 to 40.

As you can see, assigning values to variables using simple LET assignments can be fairly inflexible.

Of course, there are other ways of giving values to variables. We've already come across two of them. Take a look at Program II.

```
10 REM PROGRAM II
20 sum=0
30 DIM number(3)
40 FOR loop=1 TO 3
50 number(loop)=loop
60 NEXT loop
70 FOR loop=1 TO 3
80 sum=sum+number(loop)
90 NEXT loop
100 PRINT sum
```

Here we are using the (I hope) familiar FOR...NEXT loops and a DIM statement. The first loop cycles three

# SO...



HANDLE  
WITH  
CARE

times, giving the subscripted variables *number(1)*, *number(2)*, *number(3)* the values 1, 2 and 3 respectively.

The final loop adds the three numbers in turn, storing the result in *sum*. The last line prints out the result of the addition.

While this may seem a bit longwinded when just adding 1, 2 and 3, try adapting it to add up the numbers from 1 to 1000. You'll see that it beats the first program's way of doing things hands down.

The trouble is that while using a loop control variable to

give values to an array is both very efficient and very adaptable, it is a bit limited. If you think about it, you'll see why.

Since the loop control variable increases by the same amount each time round the loop, the values it gives to the array are in a regular pattern. It's easy to add say, 1, 2 and 3 or 4, 8, 12 and 16, using this method.

You do it by varying the STEP parameter and the values of the control variables in the FOR...NEXT loop. The trouble is it doesn't lend itself easily to adding 1, 7 and 23.

It's better than the first method but still rigid. Program

III shows a much more flexible way of getting information into a program. It has you actually typing it in at the keyboard at the Electron's request.

```
10 REM PROGRAM III
20 sum=0
30 DIM mark(3)
40 FOR loop=1 TO 3
50 PRINT "Enter mark:"
60 INPUT mark(loop)
70 NEXT loop
80 FOR loop=1 TO 3
90 sum=sum+mark(loop)
100 NEXT loop
110 PRINT sum
```

When you run this program you'll see it can handle adding



1, 7 and 23. In fact it's so flexible that it can add any three numbers you care to think of. It's only limited by the Electron's range.

It's the INPUT of line 60 that gives the program this marvellous adaptability. However nothing in life is that good and this same adaptable use of INPUT does have its own drawbacks.

The major one is that it holds up the program until you respond to the keyboard. And imagine trying to add a thousand numbers using this method!

Also, you have to input the numbers every time you run the program. One error typing in your responses and you have to go right back to the beginning again.

So each of the methods used in these three programs seems to have a drawback. Wouldn't it be nice if there was a way to give values to variables that was flexible, would take any numbers, and wouldn't involve typing things in while the program is running?

Have a go at Program IV which meets these criteria.

```
10 REM PROGRAM IV
20 sum=0
30 DIM mark(5)
40 FOR loop=1 TO 5
50 READ mark(loop)
60 sum=sum+mark(loop)
70 NEXT loop
80 PRINT sum
90 DATA 10,11,12,13,10
```

As you can see, the program has added up the numbers in the last line (10, 11, 12, 13 and 10) and printed out the result. What's interesting is the way in which it's done.

Line 20 gives the numeric variable *sum* the value of 0. This will be used later to hold a running total. Line 30 dimensions an array of six variables, *mark(0)*, *mark(1)*, and so on up to *mark(5)*.

As the FOR...NEXT loop cycles, *loop* goes from 1 to 5 and the numbers the program

finds in line 90 are entered into the array. This means that *mark(1)* is given the value 10, *mark(2)* the value 11 and so on.

The work is done by the READ command of line 50.

The first time round the loop, *loop* is 1, so the array element *mark(loop)* is *mark(1)*. The READ command tells the Electron to look at the line with DATA at the beginning and take the next available number.

Since this is the first time it has looked at the DATA statement, it takes the first number it finds after DATA and gives *mark(1)* the value 10.

The next time round the loop, *loop* is 2. Line 50 now tells the Electron to have another look at the DATA line and put the next unREAD number into *mark(2)*. Since 10 has already been READ, the micro goes on to the next free number and READs the value 11 into *mark(2)*.

Each time the loop cycles the READ takes the next unREAD number from line 90 and gives it to *mark(loop)*.

Line 60 holds a running total of these values in *sum* and, when the loop is ended, line 80 displays the result.

To sum up, the READ command causes the Electron to take a value from a DATA statement and give it to a variable. The micro keeps track of whereabouts in the DATA list it's up to and always READs the next unused item on the list.

In a way, the READ command works exactly like the INPUT command except that instead of looking at the keyboard the Electron looks in the program itself for the value to be assigned to the variable.

In a way, it's a combination of the best features of all three of the above methods, but without sacrificing any flexibility.

This adaptability comes from the fact that if we want to give the program different values, all we have to do is change the DATA statement of line 90. So to add up 19, 12,

12, 13 and 3 we just change line 90 to:

```
90 DATA 19,12,12,13,3
```

while:

```
90 DATA 3,15,4,19,17
```

gives us the sum of 3, 15, 4, 19 and 17.

You'll notice from this that the commas in the DATA statements act as separators. They come between the numbers, telling the micro where one item of DATA ends and another one starts.

Obviously they're very important and Program V shows what happens if one is left out.

```
10 REM PROGRAM V
20 sum=0
30 DIM mark(5)
40 FOR loop=1 TO 5
50 READ mark(loop)
60 sum=sum+mark(loop)
70 NEXT loop
80 PRINT sum
90 DATA 10,1112,13,10
```

We get the horrible message:

Out of DATA at line 50

and the program stops. What's happened is that we've left out the comma between the 11 and 12 in the DATA statement. The first four times the loop cycles it READs in the values 10, 1112, 13 and 10.

The Electron doesn't know that 1112 was meant to be two numbers. It just READs the numbers between the commas.

When the loop cycles the fifth time the READ of line 50 tells the micro to take a value from the DATA line and put it in *mark(5)*.

The trouble is that there is no more data in the DATA statement. There are only four numbers there and the micro has read them all. It can't read the fifth and so the program crashes. All for the lack of a comma.

A point to bear in mind is that although the error message accuses line 50, the mistake really lies in line 90. So if you get an error message

that points to a line with READ in it, remember that the actual mistake may lie in a DATA statement elsewhere in the program.

Program VI shows the opposite case, where an inadvertent comma between the 1 and the 3 that should make up 13 gives the DATA statement six numbers. RUN it and see what happens.

```
10 REM PROGRAM VI
20 sum=0
30 DIM mark(5)
40 FOR loop=1 TO 5
50 READ mark(loop)
60 sum=sum+mark(loop)
70 NEXT loop
80 PRINT sum
90 DATA 10,11,12,1,3,10
```

The result is 37 and not the 56 we should have got. Notice that the Electron doesn't know there is anything wrong. You get no error message. This mistake can lead to all sorts of problems in longer programs and it can be very hard to locate.

Until now the DATA statements have been tucked away at the end of the program – all the information being held on one line. This doesn't have to be the case as Program VII shows.

```
10 REM PROGRAM VII
20 DATA 10,11
30 sum=0
40 DIM mark(5)
50 FOR loop=1 TO 5
60 READ mark(loop)
70 sum=sum+mark(loop)
80 NEXT loop
90 PRINT sum
100 DATA 12
110 DATA 13,10
```

Despite the fact that there are now three DATA statements, the program still works. All that happens is that when the Electron comes across a READ for the first time it looks through the program for the first DATA statement and READs from that.

As more data is required, so



## From Page 9

the micro hunts it down. When the data in one DATA statement has been used, it searches through the program for the next DATA statement and uses the data in that.

So, the DATA statements can be scattered all over the program and the Electron can keep track of them. The trouble is that in a long program, you might not!

Good programming practice demands that you put your DATA statements at the very end of the program. It won't affect the Electron but it will make life a lot easier for you.

If you must have your DATA statements all over the listing, beware the fate of Program VIII.

```
10 REM PROGRAM VIII
20 DATA 10,11,
30 sum=0
40 DIM mark(5)
50 FOR loop=1 TO 5
60 READ mark(loop)
70 sum=sum+mark(loop)
80 NEXT loop
90 PRINT sum
100 DATA 12
110 DATA 13,10
```

When you run it, it gives you a nasty:

**No such variable at line 60** message and promptly stops. Of course, as we're getting to expect with READ and DATA, if you do get an error message when things go wrong, it points to the wrong line!

The error is actually in line 20 where we've put an unnecessary comma after the 11 at the end of the DATA statement. It's easy to do but the micro doesn't like it - so beware. Do not end DATA statements with a comma!

So far we've only read numbers from the DATA statements. Can we read strings? The answer is yes, and Program IX shows how it's done.

Notice that we don't have to put inverted commas round the strings in the DATA

```
10 REM PROGRAM IX
20 DIM name$(3)
30 FOR loop=1 TO 3
40 READ name$(loop)
50 NEXT loop
60 FOR loop=1 TO 3 STEP
2
70 PRINT name$(loop)
80 NEXT loop
90 DATA Eileen, Peter, B
odger
```

statement. You can if you want to but they're unnecessary unless the string contains spaces or commas. My advice is to do without the inverted commas - they're just one more thing that can go wrong!

Talking of things that can go wrong, run Program X and see what happens.

```
10 REM PROGRAM X
20 DIM name$(3)
30 FOR loop=1 TO 3
40 READ name(loop)
50 NEXT loop
60 FOR loop=1 TO 3 STEP
2
70 PRINT name$(loop)
80 NEXT loop
90 DATA Eileen, Peter, B
odger
```

If you've typed it in correctly (or do I mean incorrectly?) you should get the message:

### Array at line 40

While it's annoying to have a program go wrong like this, there is a positive element in this case. The error message actually points to the right line!

What's happened is that line 40 tries to READ data into the numeric variable *name(loop)*. The trouble is that when the Electron searches out the DATA statement of line 90 and tries to READ it, all it finds are strings. And you can't put a string into a numeric variable. If you don't believe me try:

```
LET numeric="string"
```

and see what you get.

In a short program like the

above, it's an easy error to sort out, but in a long program it can be murder.

But what of the reverse, where you try to read numbers into string variables?

```
10 REM PROGRAM XI
20 DIM name$(3)
30 FOR loop=1 TO 3
40 READ name$(loop)
50 NEXT loop
60 FOR loop=1 TO 3 STEP
2
70 PRINT name$(loop)
80 NEXT loop
90 DATA 1,2,3
```

As you can see, the program works quite happily, the numbers in the DATA statement being taken as strings. The program isn't doing what you intended but you get no error message.

Program XII READs data into both numeric and string variables. The first loop reads the data of line 120, putting the names in the string variable *name\$(loop)*. The second loop READs line 130, putting the numbers into the variable *mark(loop)*.

```
10 REM PROGRAM XII
20 DIM name$(3),mark(3)
30 FOR loop=1 TO 3
40 READ name$(loop)
50 NEXT loop
60 FOR loop=1 TO 3
70 READ mark(loop)
80 NEXT loop
90 FOR loop=1 TO 3 STEP
2
100 PRINT name$(loop),mar
k(loop)
110 NEXT loop
120 DATA Eileen, Peter, B
odger
130 DATA 1,2,3
```

This, however, is a little longwinded. Program XIII achieves the same effect but only uses one loop to READ in both *name\$(loop)* and *mark(loop)*.

```
10 REM PROGRAM XIII
20 DIM name$(3),mark(3)
30 FOR loop=1 TO 3
40 READ name$(loop),mark
(loop)
50 NEXT loop
60 FOR loop=1 TO 3
70 PRINT name$(loop),mar
k(loop)
80 NEXT loop
90 DATA Eileen,1,Peter,2
,Bodger,3
```

The READ of line 40 is followed by two variables, *name\$(loop)*, and *mark(loop)* separated by commas. Each time round the loop the READ forces the Electron to examine the DATA statements first for a string, then for a number.

As you can see, the DATA statement of line 90 is structured in this format, first a string, then a number, then a string and so on.

This method of organising the data to be READ has in its favour the fact that the data is organised in a logical fashion. It's easy to see that Eileen has 1 mark, Peter has 2 and Bodger has 3. The trouble is that it's also very easy to get the strings out of step or put a comma into the middle of a number and so cause an error.

*And that's as far as we'll go with READ and DATA this month. As you've seen, they're a very powerful and versatile duo of commands. The trouble is that when they go wrong they can be hard to sort out. Definitely a case of handle with care.*

**Merlin, our intrepid wizard, returns to offer further advice on tackling adventures**



IT seems from the mail I've received that there are quite a lot of you adventurers out there. I'd like to thank you all for writing in. Keep up the good work!

The two things most of your letters concerned were on the lines of: "Help! I'm stuck in a maze" and "Until we get more adventures for the Electron, how can I convert some of the BBC Micro adventures?"

I can't really tell you how to convert programs without the permission of the software houses that publish them. They wouldn't appreciate it.

I would like, though, to take this opportunity to say that if any software houses would like to send me the details I would be extremely happy to include them in a future article.

However, I can help with the first problem. So now for a quick run-down on mazes and how to tackle them.

Most of the problems you have encountered seem to lie in not knowing how to approach them. Let's examine the most common types of mazes.

While I shan't be giving specific answers to your letters, you should be able to solve your problems - and be able to tackle more difficult mazes - by the time you have read this article.

Barring some rather epic adventures, whose names I shan't mention, all mazes have one thing in common - there's a way out.

My purpose in stating the obvious is to make sure you realise that whoever has programmed the maze has done it in such a way that it is neither too easy or too hard to get out of.

So if you get stuck instead of moving about randomly think about the nature of the maze and that will usually give you a clue as to how to beat it.

Remember the programmer will have written it logically, and it is up to you to solve it logically!

Let's look at some of the mazes that can be

# Let your Electron amaze you

encountered in various commercial adventures which illustrate the various types you are likely to come across. By far the most common are those that present this kind of room description:

You are at a junction with exits north, south, east, west.

Generally to tackle these DROP an object, make a move and LOOK. If you can still see the object you have dropped then you obviously haven't moved!

So get a piece of paper, the larger the better, draw a circle and write inside it what object you have dropped.

If the move you just tried was NORTH, then put a cross at the top of the circle to show that you cannot move in that direction. Then try a different direction.

If the object is still there then put another cross. If it isn't there then draw another circle. DROP another object and then try another direction.

Keep on doing this and eventually, by trial and error, you will be able to map out the whole maze.

But if you are underground or in an unlit room then don't drop the lamp.

Incidentally, you don't have to make your map the way I've suggested. I make my maps this way because it is the way I feel happiest with. The best way to make a map is the way you feel happiest with.

The next most common types of maze are those where, for every location you move to,

the room description *seems* to be the same.

Look closely at the following example and see if you can work out how many moves have been made. The location you are in is described thus:

You are in a tangled, gloomy jungle with exits in all directions.

NORTH

You are in a tangled, gloomy jungle with exits in all directions.

WEST

You are in a tangled gloomy jungle with exits in all directions.

WEST

You are in a tangled gloomy jungle with exits in all directions.

Yes! You're right, two moves have actually been made! Look closely and you'll see that there are three different descriptions (check the commas).

You have the description for your original location, then there is a change when you move NORTH and another when you first move WEST.

The fourth description is the same as the third. You haven't moved.

Clever stuff isn't it! Quite often with this type of maze any attempt to map it by dropping objects will result in this type of message:

Your OBJECT disappears into the undergrowth and is irretrievably lost!

The secret of solving this type of maze is to make a map based on whether the room descriptions do, or do not, change.

So keep going in one direction until the description remains the same. Then try another direction until that remains the same. Then another direction ... and so on.

Eventually you will have found a way out, or mapped out the whole maze, or both.

Quite often you can come across a description that is totally unlike any of the others. Usually this means that there is an object of value or an exit nearby.

Here it often pays to stop mapping and try single moves in each direction just to see if there is anything nearby.

Another fairly common type of maze, that can literally have you at your witt's end, is the kind that for every move you try to make you end up in the place you have just started from. Typically you get this type of comment:

You have become completely disorientated in the warren of tunnels surrounding you and are back where you started from. There are exits north, south, east and west.

Mazes like these look very difficult, as indeed they are, but they can be solved with a little patience. The programmer knows that adventurers



## From Page 11

like their problems to be hard, but not impossible.

So you should be able to get out reasonably easily and one of two methods should work for you.

Either a reasonable number of set moves is needed for you to get out, say six, or you only need make one move in the right direction.

Often in the latter type the move is subject to a random response.

Think of it as the Electron saying to itself: "Well, they've picked the right direction, now I'll toss a coin to see if I'll let them out".

If you are not aware that this kind of maze exists you can spend a lot of time wandering around trying to get out. I once spent weeks in one before I realised what was going on.

So try making about 10 moves in each direction. If this doesn't work then try likely combinations of moves such as NORTH, WEST, SOUTH, EAST, and so on.

Remember to use the save game facility. Make sure you have a game saved at the point at which you enter the maze, then you will know when you finally make any progress.

The bad news is that you have an awful lot of keying to do. The good news is that you will, eventually, get out. I promise.

Most other types of maze require you to think carefully about where you've been, what you've got and what you can see.

Two mazes in one particular adventure require you to do things with some of the objects you have found – or should have found. If you haven't got them you will not get very far.

In the first you need to have found a lamp and lit it before you can even enter the maze. If you try to enter without the lamp you don't live very long.

Once in, however, you have to turn the lamp off, LOOK and then turn the lamp back on.

Why? The directions you need to have to get to the next location successfully, and therefore get through the maze, are written on the wall of each room in phosphorescent paint.

So you have to turn the lamp off to see the direction you need to make next and then you have to turn it back on to avoid being

Eaten in the dark by a huge spider!


After getting through this maze you manage to collect several objects, one of which, when WAVED, emits

A cloud of dense white smoke.

You discover this because it is good practice in any fantasy adventure to RUB and WAVE everything. Later you find yourself in:

A featureless black room.

You find that you cannot return the way you came, so you set off bravely to explore



this new maze. After wandering around aimlessly for a while you remember the rod.

In desperation you WAVE it again. This time you get:

A cloud of dense green smoke.

After wandering through various locations, waving the rod as you go, you discover that the rod emits seven different colours – blue, green, red, orange, violet, indigo and yellow.

That looks familiar you think, so you arrange it thus: red, orange, yellow, green, blue, indigo and violet.

And what have you got? You've guessed it! The colours of the rainbow. I say it, spectrum.

Now all you have to do is

make a map based on these colours. So you return to your waving and make a map of each of the colours in each of the locations.

When you've finished you go back to the starting point and move in the order of the colours. That is red, then orange, then yellow, then green and so on.

When you get to the maze exit you find that it is a small cylindrical room whose only exit is back the way you came. In other words, back into the maze.

What's needed here is a password. Since there is always a clue to any password somewhere, you think of the spectrum and eventually arrive at the password – "Rainbow" – and you're out. Obviously, if you hadn't solved the maze you wouldn't have been able to get out.

The last type of maze I'll look at is the type that gives

Another sign reads:

The guardian waits forever here, eight ways to choose, one way is right, no time to lose, here ends your light, so walk where one can't see or hear.

The clues are all on the second plaque. There are "Eight ways to choose", that is eight directions you can take, BUT it also means that eight moves will get you out. Look at the last line:

So walk.....WHERE ONE CAN'T SEE OR HEAR.

The last part of the line is the important part:

WHERE ONE CAN'T SEE OR HEAR.

Remember those eight moves?

W E E N E N S E E E

Clever these programmers, aren't they?

Obviously, I can't cover every type of maze you are likely to come across. The ones I have mentioned should help those of you who have written in.

In case you're wondering where you can get these adventures, the answer is you can't, at least, not yet.

I decided not to use Electron adventures in case I spoiled it for anyone, though I understand that some of these adventures are to be released for the Electron.

Finally, you are more than welcome to write in with any problems – and tips as well. I need them too you know!

But please, if you want a quick answer then enclose a stamped addressed envelope. I will reply to it, even if my reply is that I don't know either!

Or if you want any information about adventures generally, write to me at Electron User and, who knows, perhaps we'll base an article on it. **Merlin**

Letters to: Merlin, ELECTRON USER, 68 Chester Road, Hazel Grove, Stockport SK7 5NY. Don't forget a stamped addressed envelope if you want a reply.

You are in an octagonal room with exits in each wall. A plaque reads WARNING: Keep moving or you'll regret it!

Now No. 1 BBC  
game on Micro Deal  
Top Fifty chart

# YOU can go for gold ...with the

# MICRO OLYMPICS

Fancy pitting yourself against the world's best at this summer's Olympics?

You can do so without going anywhere near Los Angeles – with the most challenging package of programs of 1984.

MICRO OLYMPICS is more than a game. It's a brilliantly written collection of ELEVEN track and field events.

And because we know we're going to sell many thousands of them we've brought the price right down – to just £5.95.

Ever imagined yourself as another Seb Coe? Then try to run against the world record holder at 1500 metres. And if that distance is too much for you then there's always the 100, 200, 400 and 800 metres to have a go at.

Not much good at running? Don't worry, MICRO OLYMPICS has many more challenges for you. Why not try your skill at the high jump or the long jump?

And if you can't beat the computer at running or jumping then you can always throw things around in frustration! The trouble is that it's just as hard to be a champion at the discus, the hammer or the javelin.

And the pole vault takes the event to new heights!

Yes, it's fast, furious fun, pitting yourself against the world's best times and distances on your micro.

You may not be another Steve Ovett or Alan Wells, but with practice you **COULD** become the Micro Olympics Champion!



Also available from WH Smith  
and all other leading stores



**Play Micro Olympics  
– and let your fingers  
do the running!**

**Send for it today**

Please send me \_\_\_\_\_ copy/copies of  
Micro Olympics

I enclose cheque made payable to  
Database Publications Ltd.  
for £ \_\_\_\_\_

<input type="checkbox"/> BBC 'B' cassette	£5.95
<input type="checkbox"/> Electron cassette	£5.95
<input type="checkbox"/> BBC 40-track disc	£7.95
<input type="checkbox"/> BBC 80-track disc	£7.95

Please tick box

I wish to pay by

Access  Visa No. \_\_\_\_\_ Expiry date \_\_\_\_\_

Signed \_\_\_\_\_

Name \_\_\_\_\_

Address \_\_\_\_\_

Post to: Micro Olympics offer, Database Publications,  
68 Chester Road, Hazel Grove, Stockport SK7 5NY.

# Space Battle

TIRED of using your Electron for educational purposes? Sick of utilities and fed up with programming? Why not give yourself a break and go back to the roots of microcomputing?

Zap a few aliens with ROLAND WADDILOVE'S all action arcade epic, Space Battle.

You take control of one of the missile batteries.

Your task is to repel the aliens who hover, dive and, if you're not quick enough, land with disastrous results. Far from easy, but it is great fun.



```

10REM ** SPACE BATTLE **
*
20REM *By R.A.Waddilove
*
30REM *For Electron User
*
40ON ERROR MODE 6:REPORT
:PRINT" at line ";ERL:END
50MODE 4
60PROCInstructions
70HIMEM=&5400
80PROCAssemble:CLEAR
90PROCInitialise
100VDU 22,5,23,1,0;0;0;0;
110REPEAT
120PROCset_up
130PROCgame
140PROCanother
150UNTIL INSTR("Nn",key$)
160MODE 6:*FX12,0
170*FX21,0
180*FX4,0
190END
200
210DEF PROCInstructions
220*KEY10 "OLD:MRUN:M"
230*FX229,1
240*FX4,1
250VDU 23,1,0;0;0;0;19,1,
4;0;19,0,5;0;
260VDU 28,4,4,35,1:COLOUR
129:CLS
270COLOUR 0:PRINT'SPC(4);
280PROCbig("S P A C E
B A T T L E")
290VDU 26,28,1,28,38,6:CL
S
300PRINT" The alien ba
ttle cruisers, high"'" abo
ve the earth, have managed

```

```

to'"' punch a hole in the
earth's outer'"' defence s
hield with their intense'"
" plasma energy bolts."
310PRINT'" Formations
of alien landing craft'"'
appear out of hyper-space,
pause for'"' a second, the
n break off to begin'"' th
eir descent."
320COLOUR 128:COLOUR 1:PR
INT TAB(7,21);" Press the s
pace bar... ";
330COLOUR 129:COLOUR 0:VD
U 26
340*FX21,0
350PROCscroll
360VDU 28,1,30,38,6:CLS
370PRINT" You are the
commander of one of'"' the
many missile batteries sca
ttered'"' over the earth,
and your task is to'"' pre
vent any aliens from landin
g."
380PRINT'" Controls :
press a letter'"' K...keyb
oard'"' J...joystick'"' S
...sound'"' Q...quiet"
390COLOUR 128:COLOUR 1:PR
INT TAB(7,23);" Press space
to start... ";*FX21,0
400joy=FALSE:*FX16,0
410REPEAT KX=INKEY0 AND &
DF
420PROctune(1)
430COLOUR 128:COLOUR 1
440IF KX=ASC"J" joy=TRUE:
PRINT TAB(1,14);"J":COLOUR
129:COLOUR 0:PRINT TAB(1,12

```

```


);"K":TAB(2,21);SPC(36):*FX
16,1
450IF KX=ASC"K" joy=FALSE
:PRINT TAB(1,12);"K":COLOUR
129:COLOUR 0:PRINT TAB(1,1
4);"J":TAB(3,21);"A=left
S=right RETURN=fire":*F
X16,0
460IF KX=ASC"S" PRINT TAB
(1,16);"S":COLOUR 129:COLOU
R 0:PRINT TAB(1,18);"Q":*FX
210,0
470IF KX=ASC"Q" THEN *FX2
1,5
480IF KX=ASC"Q" PRINT TAB
(1,18);"Q":COLOUR 129:COLOU
R 0:PRINT TAB(1,16);"S":*FX
210,1
490UNTIL KX=0
500VDU 19,0,0;0;19,1,0;0;
26,12
510ENDPROC
520
530DEF PROCscroll
540a$=STRING$(6,"")+*Ele
ctron User"+STRING$(6,"")+
*Micro User":b$=a$
550REPEAT b$=b$+a$
560REPEAT KX=INKEY0
570PROctune(1)
580PRINT TAB(3,30);LEFT$(
b$,34);
590b$=MID$(b$,2)
600UNTIL LEN b$=34 OR KX=
32
610UNTIL KX=32
620ENDPROC
630
640DEF PROCbig(string$)
650FOR IX=1 TO LEN string

```

```

$
660?&70=ASC(MID$(string$,
IX,1))
670AX=10:XX=&70:YX=0:CALL
&FFF1
680FOR JX=0 TO 1
690VDU 23,225
700FOR KX=2 TO 9
710VDU ?(1&70+4*JX+KXDIV2)
720NEXT
730VDU 225,10,8
740NEXT
750VDU 11,11,9
760NEXT
770ENDPROC
780
790DEF PROCanother
800RESTORE 1670
810SX=1000*(1?score AND &
F0)DIV 10+100*(?score AND
&F1)+10*(1?score AND &F0)D
IV 10+(1?score AND &F1)
820IF SX>scoresX(10) PROC
hi_score
830CLS:VDU 20,19,3,6;0;
840PRINT'TAB(3)::PROCbig(
"High Scores")
850COLOUR 2:PRINT'"
860FOR IX=1 TO 10
870COLOUR 3:PRINT
880PRINT:IX;",";COLOUR 2
:PRINT TAB(3);name$(IX);TAB
(15);scoresX(IX)
890NEXT
900COLOUR 1:PRINT'" A
nother game ?'"SPC(6);"(Y
or N)"
910REPEAT key$=INKEY$0
920IF ADVAL(-6)>3 PROctun
e(0)

```



```

930UNTIL INSTR(" YyNn",ke
y$)>1
940CLS:#FX21,5
950ENDPROC
960
970DEF PROCChi_score
980COLOUR 3:PRINT TAB(0,2
);
990PROCbia(* CONGRATULAT
IONS *)
1000COLOUR 2:PRINT""You
are in the""high score t
able.""What is your name
?""?";
1010COLOUR 1:string$="":VD
U 23,1,1;0;0;0;
1020REPEAT KX=INKEY0
1030IF ADVAL(-6)>3 PROCtun
e(0)
1040IF KX>31 AND KX<127 AN
D POS<11 string$=string$+CH
R$KX:VDU KX
1050IF KX=127 AND LEN stri
ng$ string$=LEFT$(string$,
(LEN string$)-1):IF POS>1 VD
U KX
1060UNTIL KX=13
1070VDU 23,1,0;0;0;0;
1080scores%(10)=S$:name$(1
0)=string$
1090FOR IX=10 TO 2 STEP -1
1100IF scores%(IX)>scores%
(IX-1) S%=scores%(IX):score
s%(IX)=scores%(IX-1):score
s%(IX-1)=S$:string$=name$(IX
):name$(IX)=name$(IX-1):na
e$(IX-1)=string$
1110NEXT
1120ENDPROC
1130
1140DEF PROCinitialise
1150#FX11,0
1160VDU 23,224,170,85,170,
85,170,85,170,85
1170ENVELOPE1,129,-5,-10,-
20,8,4,2,126,0,0,-126,126,1
26
1180ENVELOPE 2,2,1,-1,1,2,
4,2,126,0,0,-126,126,126
1190speed=#7D:score=#7E:de
ad=#79
1200DIM scores%(10),name%(
10)
1210FOR IX=1 TO 10
1220scores%(IX)=2100-IX*10
0
1230NEXT
1240name$(1)="Electron":na
me$(2)="User"
1250name$(3)="Micro":name$(
4)="User"
1260FOR IX=5 TO 10
1270name%(IX)=name%(IX-4)
1280NEXT
1290ENDPROC
1300
1310DEF PROCset_up
1320RESTORE 1820:READ AX,B
X,CX
1330VDU 19,1,AX;0;19,2,BX;
0;19,3,CX;0;
1340COLOUR 129:COLOUR 3
1350PRINT TAB(0,25);STRING
$(20,CHR$224)
1360COLOUR128:COLOUR 2
1370PRINT TAB(0,28)"Score:
0000";TAB(13);"lives:5"
1380COLOUR 1:PRINT"" Hi:";
scores%(1);TAB(13);"Scr#:1"
;
1390scr=1:!score=0:?speed=
20:lives=5
1400ENDPROC
1410
1420DEF PROCgame
1430REPEAT
1440FOR IX=0 TO 99
1450!(2*IX+#950)=#5E40+IX#
16
1460NEXT
1470COLOUR 2:CALL HIMEM:#F
X21,0
1480IF scr=9 scr=0:RESTORE
1820
1490IF ?dead=FALSE AND ?sp
eed>5 ?speed=?speed-1
1500IF ?dead lives=lives-1
:PRINT TAB(19,28);lives;:PR
OCpause(200) ELSE scr=scr+1
:COLOUR 1:PRINT TAB(18,31);
scr;:READ AX,BX,CX:VDU 19,1
,AX;0;19,2,BX;0;19,3,CX;0;
1510GCOL 0,0:FOR IX=0 TO 1
280 STEP 8:MOVE IX,224:DRAW
IX,1024:NEXT
1520UNTIL lives=0
1530ENDPROC
1540
1550DEF PROCpause(TX)
1560TIME=0:REPEAT UNTIL TI
ME>TX
1570ENDPROC
1580
1590DEF PROCtune(TX)
1600READ pitch
1610IF pitch<0 RESTORE 167
0:READ pitch
1620IF TX SOUND 1,-10,pitc
h,3 ELSE SOUND 1,2,pitch,10
1630ENDPROC
1640
1650
1660REM ***** tune *****
1670DATA 60,100,76,100, 52
,100,60,100, 44,92,60,92, 4
0,88,56,88
1680DATA 60,100,76,100, 52
,100,60,100, 44,92,60,92, 4
0,88,88,88
1690DATA 60,76,60,76,100,9
2,76,60, 52,60,52,60,100,80
,60,52, 44,60,44,60,92,72,6
0,44, 40,56,40,56,88,60,56,
40
1700DATA 60,76,60,76,100,9
2,76,60, 52,60,52,60,100,80
,60,52, 44,60,44,60,92,72,6
0,44, 40,56,40,56,88,60,56,
40,-1
1710REM ***** alien 1 ****
*
1720DATA 85,255,249,217,11
9,171,153,60,170,255,249,18
5,238,93,153,34
1730REM ***** alien 2 ****
*
1740DATA 85,255,217,249,11
9,171,153,136,170,255,185,2
49,238,93,153,17
1750REM **** explosion ***
*
1760DATA 254,218,173,210,2
10,173,218,254,247,181,91,1
80,180,91,181,247
1770REM ***** base *****
1780DATA 2,2,39,107,105,75
,15,12,4,4,78,109,105,45,15

```

# The INTERSTATE Line


TAKE YOUR GAMES PLAYING TO THE EDGE OF SPACE  
WITH THE NEW AND UNIQUE DUO IN JOYSTICK INTERFACING

## INTERSTATE 31 JOYSTICK INTERFACE

- IN-31 (Kempston Protocol) for maximum games compatibility.
- Built-in Option — Rapid/Auto Fire with any "ATARI" type Joystick.
- Reset button for re-starts without the need to pull out the power lead.

## INTERSTATE PRO PROGRAMMABLE JOYSTICK INTERFACE

- Simple to program.
- No software required.
- 1k On-board Memory.
- Up to 8 programmable positions plus fire.
- Four light emitting diodes (LEDs) to aid programming.
- Reset button for restarts without the need to pull-out the power lead.
- Can be re-programmed at any time.



TAKE UP THE CHALLENGE,  
CLIMB ABOARD  
THE INTERSTATE LINE

*Bud's*  
Computers  
AHEAD WITH IDEAS

PLEASE RUSH ME:

Interstate Pro(s) at £22.95     Interstate 31(s) at £11.95    Total \_\_\_\_\_  
 Quickshot II Joystick(s) at £9.95

I enclose Cheque/P.O. for £ \_\_\_\_\_ All prices include VAT and P. & P.

Name \_\_\_\_\_


Address \_\_\_\_\_

Tel. \_\_\_\_\_

Bud Computers Ltd., FREEPOST, 196 Milburn Road, Ashington, Northumberland NE63 1BR.

AVAILABLE FROM ALL GOOD COMPUTER RETAILERS  
OR DIRECT FROM BUD COMPUTERS.  
POST FREE BOTH WAYS.  
TRADE AND EXPORT  
ENQUIRIES WELCOME





**LET your Electron send you the season's greetings with this New Year message program which comes from DAVE ROBINSON.**

Colourful and tuneful, it is structured so that the various procedures used in it can be employed in other programs. In this instance they are meshed together to give the impression of several things happening at once.

And you're not stuck with New Year greetings. The banner message is easily altered by changing the string AS in PROCinitial, the length of the message being irrelevant.

```

10 REM NEW YEAR MESSAGE
20 REM BY DAVE ROBINSON
30 REM (C)ELECTRON USER
40 REM -----
50 ON ERROR PROCerror:EN
D
60 MODE5
70 PROCinitial
80 PROCborder
90 PROCgrid
100 PROCtune
110 REPEAT
120 REPEAT
130 PROCmessage(A$,200)
140 UNTIL ADVAL(-6)>0
150 PROCtune
160 UNTIL end
170 PROCprint
180 REPEAT
190 PROCmessage(A$,400)
200 UNTIL FALSE
210 END
220 :

230 DEFPROCinitial
240 VDU23,1,0;0;0;0;
250 VDU19,3,2,0,0,0
260 VDU23,224,0,34,119,25
270 VDU23,225,0,100,100,0
,48,54,6,0
280 lineX=664
290 loopX=12
300 end=FALSE
310 A$=" * A HAPPY NEW Y
EAR FROM THE ELECTRON USER"
320 AX=&A:YX=0:YX=&A
330 DX=&A00
340 ENDPROC
350 :
360 DEFPROCprint
370 FOR KX=7 TO 11
380 PROCmessage(A$,200)
390 B$=MID$("acorn",KX-6,
1)
400 PROCdouble(B$,KX,8)
410 NEXT

420 FOR KX=6 TO 13
430 PROCmessage(A$,200)
440 B$=MID$("electron",KX
-5,1)
450 PROCdouble(B$,KX,26)
460 NEXT
470 ENDPROC
480 :
490 DEFPROCmessage(mess$,
delayX)
500 COLOUR1:COLOUR130
510 PRINTTAB(2,4)STRING$(
16," ")
520 PRINTTAB(2,5)LEFT$(me
ss$,16)
530 PRINTTAB(2,6)STRING$(
16," ")
540 mess$=RIGHT$(mess$, (L
EN mess$-1))+LEFT$(mess$,1)
550 FOR waitX=0 TO delayX
:NEXT
560 A$=mess$
570 ENDPROC

580 :
590 DEFPROCtune
600 READ noteX,durationX
610 IF noteX=0 THEN end=T
RUE:ENDPROC
620 SOUND 1,-15,noteX,dur
ationX
630 SOUND 1,0,0,0
640 PROCdraw
650 ENDPROC
660 :
670 DEFPROCdraw
680 READ startX,finishX
690 IF startX=0 THEN ENDP
ROC
700 FOR IX=1 TO 2
710 MOVE startX,lineX
720 DRAW finishX,lineX
730 lineX=lineX-4
740 NEXT
750 ENDPROC

```

**Turn to Page 58**

# Software Invasion in the accustomed style...

Just feast your eyes on the excitement in store for you. All at the usual quality you expect from the best name in arcade games!

## NEW RELEASES FOR THE ELECTRON!

\* GUNSMOKE

\* 3D BOMB ALLEY  
\* SUPER POOL



\* COMPATIBLE WITH THE "FIRST BYTE" JOYSTICK INTERFACE!

\* DISTRIBUTORS, MULTIPLE STORES AND RETAILER GROUP ENQUIRIES INVITED.

\* Software Invasion Games are available from WH Smith, HMV all SPECTRUM shops and over 1,000 retail outlets!

## NEW RELEASES!



**SUPER POOL**  
BBC Micro 32K  
Acorn Electron  
£7.95 Cassette  
£9.95 Disk  
Author: Dr. Robin J. Leatherbarrow

**STAR MAZE**  
BBC Micro 32K  
£7.95 Cassette  
£9.95 Disk  
Author: K. M. Williams

**SUPER POOL**  
A superb Pool game with a difference! Features include time restricted shots, variable cue strength, superb real time graphics, sound and optional joystick control.  
Level 1 Pot balls in any order.  
Level 2 Pot balls in correct order.  
Level 3 Pot and hit balls in correct order.

**STAR MAZE**  
Travel through the Star Maze to discover rare jewels and transport them back to the mother ship. On the way, your mission is threatened by asteroids, bird hatching Eggs which lay homing mines, rotating alien satellites and alien fighters. Most deadly of all are the maze walls which will vapourise your ship on contact. A very unusual game!

**GUNSMOKE**  
BBC Micro 32K  
Acorn Electron  
£7.95 Cassette  
£9.95 Disk  
Author: Simon Vout



**EAGLES WING**  
BBC Micro 32K  
£7.95 Cassette  
£9.95 Disk  
Author: Marcus Bott-obi



**ATTACK ON ALPHA CENTAURI**  
BBC Micro 32K  
£7.95 Cassette  
£9.95 Disk  
Author: Simon Vout



**VORTEX**  
BBC Micro 32K  
Acorn Electron  
£7.95 Cassette  
£9.95 Disk  
Author: Simon Vout



**SPOOKS AND SPIDERS**  
BBC Micro 32K  
£7.95 Cassette  
£9.95 Disk  
Authors: Mr. & Mrs. S. Whiting



**3D BOMB ALLEY**  
BBC Micro 32K  
Acorn Electron  
£7.95 Cassette  
£9.95 Disk  
Author: Simon Vout



Do you write your own programmes? If you have an unusual programme which can meet our standards you could be earning a substantial sum every week! Why not take advantage of our sought after reputation. Write now!

### HOW TO ORDER

You may purchase any of the games above direct. All you have to do is write your name and address on a piece of paper, item(s) required, enclosing your cheque/P.O. made payable to SOFTWARE INVASION.

Please allow 7 to 14 days for delivery. (Orders are normally despatched within 48 hours.)

Overseas orders: Please add 0.75p per game.

# SOFTWARE INVASION

50 Elborough Street, Southfields, LONDON SW18 5DN

# Software Surgery

THE COLUMN THAT TAKES A LOOK INSIDE THE LATEST RELEASES

## Warp 1 Icon Software

THE cassette insert describes Warp 1 as "a strategical space adventure", which is handy as I can't think of any other way of describing it.

It's like no other game I've played, a cross between battleships, Space Invaders, an adventure and a Lunar Lander.

You're commander of a Federation Starship, your mission to seek out a fellow captain who is lost in space. As you work your way through the six quadrants and 48 sectors of deep space the Klingons attack.

When you engage your phasers the Klingons appear on the starship's viewing screen. As you fight them off inevitably you incur damage and use precious energy, necessitating a risky docking manoeuvre with the nearest starbase.

If it sounds complicated that's because it is. Despite three full pages of excellent instructions in the cassette inlay, it took three games before I understood Warp 1 fully.

Having said that, the controls are easy to use and the screen layout is excellent — once you get used to the amount of information coming at you.

It's very easy to forget that you're running low on energy, and docking can be tricky. So if

## Strategy on the final frontier



you are tired of arcade action but don't want a game that's too hard on your brain then you have to look at Warp 1. It's different.

Norman Keynes

## Merlin stopper

Blue Dragon  
MP Software

EITHER these adventures from MP Software are getting harder or I'm losing my touch.

Your task is to find the

location of the Sun God's treasure and defeat the ferocious blue dragon which guards it.

At the start you find yourself on a beach. To your left is a bird perched upon a high rock. It's not impressed with your efforts to catch it.

To your right is an evil-smelling rubbish dump that, surprisingly, is not to be avoided.

Behind you is an empty gully. Is this how I got here, you think? Wrong! Ahead of you is a narrow track up the cliffs to a forbidding-looking castle high above.

You should be able to solve most of the mysteries surrounding you and, provided you have found that elusive knight (hint), you should be able to collect all the goodies and wipe the sneer off that bird's face.

On doing so you find that the bird is in reality a beautiful princess who has been transformed by an evil wizard. (Surely after all these adventures there can't be that many evil wizards left?)

Anyway, noble soul that you are, you volunteer to follow the bird to a land far



away and then your quest begins in earnest. After a couple of hours you reach the same point as me. (I'm the one in the corner with the beard and pointed hat.)

Can you uncover the secret of the "triangular slot in the wall by an almost invisible door"? If so, please write to me c/o Electron User and let me know, because I couldn't!

To be fair (excuses, excuses), I had just received MP's two latest adventures and was eager to try them out.

Anyway, back to Blue Dragon. I'm always impressed by any game that I don't manage to finish. This is no exception.

I daresay there is an object somewhere that will open that door and one day I am determined to go back and find it.

Overall, definitely superior to earlier MP adventures and of about average difficulty.

Merlin

## YOU'LL ENJOY BEING STRANDED

THIS is the smallest adventure that I have ever seen and, despite the fact that it has graphics, one that I truly didn't expect to like.

However I was wrong. Although I don't think it would pose any problems to the experienced adventurer it is nevertheless an enjoyable romp.

You have been stranded on an alien planet and your task is to find a means of leaving it and returning home.

It won't take you long to find a spaceship but unfor-

Stranded  
Superior Software

tunately it's guarded by an unfriendly robot.

A careful search of the planet, along with a spot of hang-gliding, should provide you with the means of getting past the robot and, hopefully, into the spaceship.

After activating the engines you should search your craft. The articles you find, along with judicious use of Dr. Who's Tardis (!), should be enough

for you to find your way home.

The graphics are quickly drawn and are the clearest I have seen in an adventure.

As with all graphical adventures the trade-off between the program size and quality of graphics is something you need to judge for yourself.

Do you choose a complex adventure with limited graphics or an easy adventure with well drawn graphics? This program falls into the latter category. I liked it.

Merlin

## Bumble turn-on

Bumble Bee  
Micro Power

MICRO Power have gained an enviable reputation for producing quality software for the Electron, Bumble Bee is

## From Page 19

yet another addition to the range.

The game has its origins in Pac Man and will appeal to arcadians who love being chased round a maze by assorted bugs and beasts.

However it requires a lot more thought than the original when playing.

You are the bumble bee in the title, scurrying round a maze of swinging turnstiles collecting pollen grains. Spiders emerge and chase you making the task more difficult.

When you have collected all the pollen you buzz over to the Out sign and move on to the next screen. At 4,000 points you gain an extra life to add to the three provided at the start.

The interesting part of the game is the turnstiles. You can swing them but the spiders can't. So you can block off the



spiders in a different section, or swing a turnstile into their path if they are about to pounce on you.

Entering your name into the high score table is almost as hard as the game. The letters of the alphabet are printed in a grid, you have to fly over the correct letters to spell your name – and it's not easy as you buzz about the screen at top speed.

After an hour the high score table was full of names like RLANDI, RON AND and ROFLANG!

The only grumbles are the length of the loader – 7k is just too long. I didn't bother with it and just \* ran the main program. And if you want to use joysticks you need a switch type joystick interface –

it ignores the Plus 1.

Bumble Bee is a well written addictive arcade game with colourful, smooth graphics and good sound. It's well worth buying, so start saving your pennies now.

**Roland Waddilove**

## Ghouls are good for you...

**Ghouls**  
Micro Power

HIDDEN away in the creepy mansion at the top of the hill are a number of power jewels. Many have been to search for them but no one has lived to tell the tale.

Have you the courage to succeed where others have failed? This is the challenge issued by Ghouls.

You control the star of the show, a little man with the appearance of a pac-man on two legs. His ever munching mouth continuously snaps up titbits for bonus points as you attempt to reach the various levels in your search for treasure.

You start off in the first of



four screens – Spectre's Lair. Here to hinder you in your quest you will find the mansion's frowning ghost who's out to get you.

Let him catch you and you'll die and that frown will change to an enormous cheeky grin. This chap follows you through every screen, and at times his presence is positively painful.

You have a time limit in which to get to the box of jewels at the top of the screen in order to access the next landing. Titbits and the occasional stray jewel munched en route count for bonus points.

The jewel has the additional perk in that it makes the ghost

disappear for a short while. However there are other hazards to make life unpleasant.

In order to make progress you must balance on a moving platform and leap to and from it to higher levels.

There is also a set of poison-smeared spikes in your way and contact with any one will prove fatal.

Should you succeed on the first screen you will progress to the more difficult Horrid Hall.

As well as all the other nasties you also have to avoid contracting floorboards.

Succeed on screen 2 and Spider's Parlour awaits you. The spider is something to behold but not touch. The fortunate thing is that he stays in one spot bouncing up and down waiting patiently for a tasty morsel – usually me!

The infuriating aspect of the game, as with most multi-levels ones, is that as soon as you "die" you start back at the beginning of the screen no matter how far you have progressed.

I must confess it is because of this beast that I haven't seen screen 4, the Death Tower.

Even so I've seen enough to consider it excellent value. It is

# Have a blasted good time

**One Last Game**  
Clemoes Software

THIS is probably best described as a cross between Scramble and Galaxians. The ground below you scrolls smoothly from right to left, while the aliens line up on the right hand side.

They peel off, in ones at first, then in groups later on, and blast your ship on the left.

You can move your ship up and down, dodging aliens and missiles as they swarm in from the right, and blast them with your laser, more points being scored if they are on the move rather than in the main formation.

There are 20 different screens with increasing difficulty – on the later ones the aliens can only be destroyed when they leave the main formation for their attack.



There is the option to start on any screen.

There are a couple of unusual features. The game can be speeded up or slowed down with the joystick (plugged into the Plus 1), so you can whizz through the first few easy screens then slow

down when it gets tough.

The second extra is the way it plays a tune to the accompaniment of a drum.

The tune is played in the normal way, but as the Electron can only use one channel at once, how can it also play the drums?

Have you noticed the click of the cassette relay when loading or saving programs? The author has very cleverly utilised this as a makeshift drum. By rapidly switching it off and on a drum solo is played. Ingenious. I hate to think what it's doing to the relay though.

I loved this game right from the start and have played it for hours.

If you, like me, like the sort of games where you just blast everything in sight, then you will love this one.

**Roland Waddilove**

extremely addictive as there is always that incentive to "crack it this time".

The graphics are well presented and the eerie sounds make the game come to life. We've come to expect high standard games from Micro Power and Ghouls is one of their best.

Alan Sergeant

## Learning is fun

**Mystery of the Java Star**  
Shards Software

THIS is an educational adventure in four parts. Purpose of the game is to find the wreck of a ship which sank in 1767. You then have to search the wreck and recover its cargo of gold.

You are also seeking a ruby called the Java Star which is reputed to have strange properties.

You take the part of an adventurer in Bristol who buys an old chest and finds the torn pieces of an ancient map and a page from a ship's log.

Your first task is to rearrange the pieces into something recognisable. When you have done this you find that you have a map of the island where the ship sank.

There is also information on the approximate position of the ship in relation to the island at the time it sank.

You then load in the next program and find yourself in London seeking more information, such as ship's destination, weather conditions at the time and cargo manifest.

On completing this stage you jet off to the Caribbean to continue your search.

There you check various islands until you find one nearest the map outline.

Now comes the final part of the game, where you have to use the page from the ship's log to locate the wreck. I failed dismally.

Whatever I did I couldn't find that wreck. I suppose that adage about teaching old dogs new tricks applies to sea dogs as well!

As I said, this is an educational program but, above all, it's fun!

There are three skill levels



and despite the fact that I stayed on the easiest one that map was different every time.

An excellent educational program with something of interest to kids' off all ages, including big ones.

Merlin

## Gory, but great

**SAS Commander**  
Comsoft

I MUST admit that when I first saw the title of Comsoft's latest offering all my finely-honed, Guardian-reading hackles rose.

Another arcade anthem to macho man? More bodies littered across the screen? I was dead against it.

That is I was until I started playing it, and then I was hooked.

The idea is quite simple. A group of urban terrorists has infiltrated three streets. There are 10 to each street and your job is to root them out.

However it's not that easy. As you tote your gun along the terrorised terraces the terrorists appear in the windows blasting away at you.

Of course you can dodge their fire and shoot back (each terrorist killed increases your points score) but beware. Some of the terrorists have taken hostages and are hiding behind them, sniping at you. Hit a hostage and you're drummed out of the game.

It's gory but great fun. Well worth looking at.

Trevor Roberts

## Walking on thin ice

**Polar Perils**  
Squirrel Software

WHAT'S your attitude to polar bears? Do you think that they're sweet, cuddly things, wrapped up snugly in white fur jackets looking like something off a Christmas card? That used to be my opinion until I played Polar Perils.

The action is set in the Arctic and your job is to guide your eskimo through the icy wastes, safely. Easier said than done!

The first screen has the eskimo at the top of the screen facing the cold Arctic waters. He has to get to the other side by leaping onto a passing ice floe.

The trouble is that these floes move randomly and there's no guarantee that the one chosen will take the eskimo within leaping distance of the other shore.

Happily you do have three eskimos, but it's amazing how fast you use them up.

To make things worse a polar bear is also leaping from floe to floe looking for its

dinner (the eskimo).

You have to guide your little man to one of the two islands, grab the spear you will find there, and kill the bear.

Next comes a trip across the ice, which is so thin that in places it can't bear the eskimo's weight.

The bears can't wait either and try to devour him while he's attempting to collect rocks which can be used to map out a path through the thin ice and so to the other side.

Once there the eskimo faces a journey in a fragile kayak through iceberg-infested waters. Apparently he has to collect six blocks of ice to build an igloo but I've never got that far (thanks to the bears).

It's a smashing game, addictive, irritating, amusing and frustrating in turns, the sort that has your family giving you queer looks as you scream at the Electron.

I can't remember when reviewing a game gave me so much pleasure. Thoroughly recommended.

Nigel Peters

## The DIY pinball machine

**Pinball Arcade**  
Kansas City Systems

A COMPUTER version of a pinball machine might sound a little boring, but Pinball Arcade from Kansas is quite enjoyable, and makes a welcome change from blasting nasties out in space or being chased round a maze.

The interesting part is designing your own pinball machine from the five pages of bumpers, wires, slings and targets provided.

When you are satisfied with the board it can be saved on tape, to be loaded and used again.

Quite a number of options are available - you can even alter the tilt of the table and the bounce of the ball.

When playing the only keys needed are Z and / for the left and right flippers and the space bar to compress the spring.

There are a couple of annoying faults however. Firstly it will not run with the Plus 1 attached, and I am not

going through all the bother of unplugging everything and unscrewing the Plus 1 every time I want to use the program.

The reason is simple - part of the code placed in page &D is being overwritten by the operating system, causing a whopping great crash when it is called by the program.

The second fault is the fantastic amount of flicker when the ball moves. Hasn't the author heard of \*FX19? The addition of this command would make a world of difference.

If Kansas cure these bugs and brighten up the loader a bit then it will be better value.

Roland Waddilove

# Slomo<sup>TM</sup>

## MICRO YOU SCREEN CONTROLLER

Now available for most popular Computers

### FREEZE FRAME OR SLOW MOTION

at the touch of a button

#### GAMES CONTROL

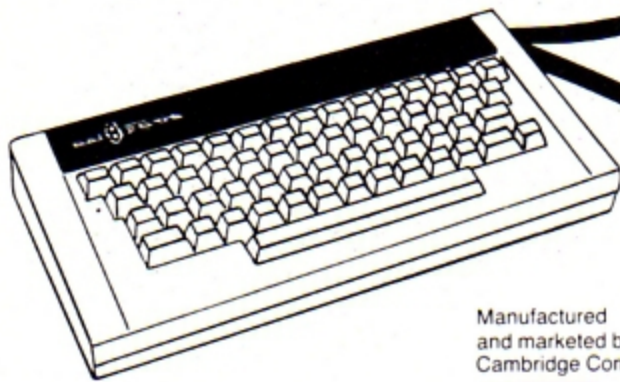

Enables high speed games to be learned at slow speed with gradual increases with ability - Freeze frame at will when the going gets "hot" - Ideal for younger children or those with slower reactions as game speed can be set to enable rewarding results.

#### BUSINESS & SOFTWARE DEVELOPMENT

Invaluable tool for software development where formation of graphics at slow speed aids de-bugging and perfection.

#### EDUCATIONAL PROGRAMS

Simplicity in phasing program speed and hold points to suit lecture or special emphasis. Infinite advantages for many educational applications.



#### EASY INSTALLATION

(SIMPLY PLUGS INTO THE MICRO USER PORT)  
AVAILABLE FOR SINCLAIR SPECTRUM,  
BBC A & B, ELECTRON, VIC 20, CBM 64

Manufactured  
and marketed by  
Cambridge Computing



**SPECIAL  
INTRODUCTORY  
PRICE  
£14.95  
INC. VAT**

Please Supply  Slomo Screen Controller(s)  
for Electron

Name .....

Address .....

I enclose cheque/postal order for £ ..... made payable  
to Nidd Valley Micro Products Limited EU/185

I wish to pay by Access. My Card Number is:

--	--	--	--	--	--	--	--	--	--	--	--	--	--	--	--	--	--


Signature .....

\*World patents pending

**Nidd Valley Micro Products Limited**

61, Ditton Walk, Cambridge, CB5 8QZ

# Just what you've been waiting for!



Contains  
32 page  
booklet  
giving clear,  
easy-to-follow  
instructions on  
all 4 programs

★ Word Processor ★ Graphics  
★ Spreadsheet ★ Database

## Now they're all together -in ONE simple package

**Word Processor:** Ideal for writing letters and reports. There is a constant display of both time and word count, plus a words-per-minute display to encourage the budding typist! A unique feature is the double-size text option in both edit and printer mode – perfect for young children and people with poor vision.

**Spreadsheet:** Enables you to use your micro for home accounts or pocket money records. It creates a display of numbers in rows and columns. Continuous updating is possible, and a changed figure can be instantly reflected throughout the rest of the spreadsheet. Your results can be saved, to be used for future updates,

or can be fed into its associated program...

**Graphics:** Part of the spreadsheet section, it lets you draw bar charts, pie charts and histograms to give a graphic presentation of your figures.

**Database:** You use this for storing information, just like an office filing cabinet. Facts you have entered can be quickly retrieved by just keying in a word or part of a word. They can be sorted, replaced, saved for future use or printed out.

If you want to start doing more with your micro than just playing games, this package is your ideal introduction to the four most popular applications for professional computers. All the programs have been designed for simplicity, so even a child can use them. Easy, fully-detailed instructions are included.

Please send me _____ copy/copies of Mini Office	<input type="checkbox"/> BBC 'B' cassette £5.95
<input type="checkbox"/> I enclose cheque made payable to Database Publications Ltd. for £ _____	<input type="checkbox"/> Electron cassette £5.95
	<input type="checkbox"/> BBC 40-track disc £7.95
	<input type="checkbox"/> BBC 80-track disc £7.95
	<i>Please tick box</i>
I wish to pay by <input type="checkbox"/> Access <input type="checkbox"/> Visa No. _____ Expiry date _____	
Signed _____	
Name _____	
Address _____	
Post to: Mini Office offer, Database Publications, 68 Chester Road, Hazel Grove, Stockport SK7 5NY.	

**ONLY £5.95 / £7.95**

CASSETTE

DISC

# ELECTRON JOYSTICKS

If you have a Plus 1 interface then you have paid a fair amount of money for the A/D converter. Don't waste it by using switched joysticks which will not run programs that need full analogue function. An analogue joystick can easily be made to simulate the "faster" action of a switched joystick if needed, but a switched joystick cannot be made to simulate an analogue one correctly. Reality is analogue. For instance, objects have to be accelerated to a speed, they do not obtain speed instantaneously and the acceleration is proportional to the force applied. There is very little

software around at present that makes full use of analogue joysticks because it requires greater skill to both write the program and use it. As people become bored with the current games, the additional skills needed for the analogue joystick will become more important. ACORNSOFT's Aviator and Snooker are good examples of full analogue use. The co-ordination between hand and eye cannot be achieved if the rate that something moves on the screen is determined in software without regard to the exact position of the joystick or the pressure applied to it or the speed with which it is deflected.



Fully analogue, ACORN compatible, sprung return to centre joysticks to work with your Plus 1 interface or other analogue interfaces. Already in use by tens of thousands of BBC owners, these British made joysticks are fully guaranteed and backed by our years of experience in the video games industry.

▲ **Delta 3b "twin"** - A pair of analogue joysticks wired to a single plug. One joystick has red fire buttons the other green. **£19.95**

▲ **Delta 3b "single"** - A single joystick but with the fire buttons of two joysticks. **£12.00**

Coming soon: Conversion software utilities that will make non standard games work on these standard joysticks.

Delta 3b joysticks should be available where you bought your Plus 1 or other analogue interface. If not they can be ordered direct from our factory.

## Voltmace delta 3b

Prices include VAT and P&P.



**Voltmace Limited**  
Park Drive  
Baldock  
Hertfordshire  
SG7 6EE  
Tel (0462) 894410

EPIC ADVENTURES...EPIC ADVENTURES...EPIC ADVENTURES...EPIC ADVENTURES...EPIC ADVENTURES



## The Definitive Adventures for the Electron...

### The Wheel of Fortune

This game is a classic puzzle adventure with all the features you'd expect from EPIC...

#### PLUS

- Intelligent moving characters with varying moods. **And you can talk to them too!**
- Multistatement language and speech interpreters.
- Runs in real time.
- **250** locations and over **30,000** characters of text. Only Epic's compression techniques can pack so much into the Electron.

"Having now tried all the Epic Adventures, they must be the yardstick by which all other adventures for the Electron should be judged."

*ELECTRON USER*

"The Wheel of Fortune for the BBC and Electron is a highly-recommended state-of-the-art adventure."

*SHIELDS GAZETTE*

"This has to be the adventure of 1984. It really is superb."

*MICRONET 800*

"The definitive adventure. Highly recommended."

*ELECTRON USER*

**Our other three adventures have also received superb reviews in Electron User. They each contain approximately 230 locations and 25,000 characters of text.**

TO: EPIC SOFTWARE, DEPT. E, 10 GLADSTONE ST., KIBWORTH BEAUCHAMP, LEICESTER LE8 0HL *Please Rush Me -*

	CASSETTE	DISC	STATE:
.....qty THE WHEEL OF FORTUNE	£9.95	£11.95	BBC/
.....qty CASTLE FRANKENSTEIN	£7.95	£9.95	ELECTRON
.....qty THE QUEST FOR THE HOLY GRAIL	£7.95	£9.95	(Delete)
.....qty THE KINGDOM OF KLEIN	£7.95	£9.95	No Graphics on Electron

POSTAGE & PACKING FREE FOR 2 OR MORE. ADD 50p FOR ONE.

I enclose Cheque/P.O. to the value of ..... (Payable to 'Epic Software')

NAME \_\_\_\_\_

ADDRESS \_\_\_\_\_

POST CODE \_\_\_\_\_

All programs available for immediate despatch. Dealer enquiries welcome. Help Service. Send letter if you don't want to cut magazine.

EPIC ADVENTURES...EPIC ADVENTURES...EPIC ADVENTURES...EPIC ADVENTURES...EPIC ADVENTURES



EVER had one of those days when you've felt like taking a gun and blasting everything in sight? Well now you can, but there's no violence involved when you play **ANTHONY MARTIN's Claypigeons**.

Fifty clays will fly across the screen while you use the keyboard to get them in your gunsights.

When you think you've got it right, fire away. But beware — the Electron will comment on how good you are and it's not always very flattering.

Still, practice makes perfect and you'll get a lot of practice as you keep on trying to get all 50 of those clays.

## VARIABLES

hs%(6)	Six highest scores.
name\$(6)	Six highest scores.
score%	Game score.
clay%	Number of clays so far.
sx%,osx%	Present and last x coordinate of gunsight.
sy%,osy%	Present and last y coordinate of gunsight.
x%,ox%	Present and last x coordinate of clay.
y%,oy%	Present and last y coordinate of clay.
start%	Random y coordinates of clay at start.
end%	Random y coordinates of clay at end.
inc%	Gradual change in y coordinate of clay.
shoot%	1 if fired, 0 if not fired.
hit%	Indicates to random message system whether hit or not.
com\$(14)	14 comments used by random message system.
message%	Random number, if 3 no message.
mess%	Indicates to random message system the standard of performance achieved so far.
messno%	Number of message selected.

# BLAST

YOUR  
FRUSTRATIONS  
AWAY

```

10 REM Claypigeons by A      (IX):NEXT
6 Martin                    90 COLOUR 2:VDU19,2,9;0;
20 MODE1:#FX4,1           :PRINTTAB(13,2)"CLAYPIGEONS
30 VDU23,1,0;0;0;0;      ":COLOUR 3
40 DIM hs$(6),name$(6),c  100 PRINTTAB(1,8)"Instruc
on$(14)                   tions:"
50 ENVELOPE1,1,1,1,2,2,2  110 PRINTTAB(1,10)"You ha
,1,126,0,0,-126,126,126  ve 50 clay pigeons and you"
60 ENVELOPE2,1,1,1,2,2,2 ,TAB(1,12)"have to hit as m
,2,126,0,0,-126,126,126 any as possible."
70 FORI%=1TO6:hs$(I%)=1:  120 PRINTTAB(1,16)"To mov
name$(I%)="AGM Software":NE e the gunsight:",TAB(1,18)"
XT                          I = left,X = right,: = up,/
80 FORI%=1TO14:READ com$   = down",TAB(1,20)"Space ba
                            r for firing the gun."
                            200 VDU23,225,24,36,66,90
                            130 PRINTTAB(1,22)"Fast o ,90,66,36,24
                            r Slow (F/S)"      210 VDU23,226,128,66,0,24
                            140 fs$=GET$:IF fs$="F" m ,24,0,66,128
                            oX=5:GOTO170        220 VDU23,227,0,0,0,0,8,0
                            150 IF fs$="S" noX=2:GOTO ,0,0
                            170                230 MOVE142,292:DRAW1108,
                            160 GOTO130         292:DRAW1108,908:DRAW142,90
                            170 MODEnoX:IF noX=2 VDU1 8:DRAW142,292
                            9,2,3;0;          240 GCOL0,1:VDU19,1,0;0;:
                            180 VDU23,1,0;0;0;0;:#FX4  FORI=296TO904STEP4:PLOT77,5
                            ,0              00,1:NEXT:VDU19,0,1;0;
                            190 VDU23,224,0,0,0,24,24 ,0,0,0

```

Turn to Page 53

# 'EXCELLENT . . . . thoroughly recommended'

D.P. Publications have built up a reputation for **low priced high quality** products. Don't miss **two exciting new products** which could be ideal for **YOU!!!**

## Electron and BBC BASIC, Quick Reference Guide for Programmers (154 pages)

This guide brings to your attention the vast array of superb programming facilities available and should prove an invaluable aid to any programmer whether beginner or experienced, in producing **better** programs **more quickly**.

The review in the October issue of 'ELECTRON USER' said:-

"... It's **cheap**, but it's also **excellent**. What you get for your money is an alphabetical guide to over 200 reserved words and operating system commands. Elaborating on these are some extremely useful example programs and a brief note on the differences between the BBC Micro and the Electron. The main part of the book is taken up with the directory of keywords - **and what a treasure trove it is . . . lucid, thorough and surprisingly readable . . . thoroughly recommended**".



## Data Structures Demonstrator - Cassette (55k of programs) and Workbook (93 pages)



This coordinated package of cassette plus workbook runs on either the BBC or the Electron. If you are writing programs which need to have data **added, deleted, or retrieved** then this package should be a **must**. You are not alone in finding it difficult to **imagine** how your computer handles Data Structures (Linked lists; Hash tables; Binary trees etc). Our programs make it **visible** and the workbook provides exercises to ensure you can more quickly **understand** and then **use** Data Structures.

"It looks very useful"; It should help a lot of students grasp the concepts more readily"; "My students think it's fantastic" (Lecturers comments).

Prices include postage and packing. Send cheque/postal order to:

D.P. Publications Ltd,  
(Dept E) · 12 Romsey Road · Eastleigh · Hants  
Or telephone (0703) 617353

for your copy of our FREE CATALOGUE giving full details of all our products.

**'NO BETTER VALUE'**

# What the Acorn Electron has been waiting for!

Latest version of Forth for the Electron (Not re-hashed Forth 79 Code)

Unique Stack Display Utility

16k Eprom type 27128



Available as a 'bare' ROM or a ROM Cartridge for the 'Plus I' interface

Multi-tasking operating system for Real Time use.

Here's another first from Skywave Software. A Forth Eprom for the Acorn Electron which can Multi-task. It's called Multi-Forth. It's the same Forth that has already revolutionised the BBC Micro and, since it follows hot on the heels of the ZX81-Forth ROM and Spectrum Forth-I/O Cartridge, you can probably guess that David Husband is the genius behind it.

Multi-Forth 83 is a 16k Eprom type 27128 which sits sideways in the ROM area along with any other ROMs in use. It then allows a number of Forth programs to run simultaneously and transparently of each other, placing each task in a queue, up to a maximum of twenty-eight!

Multi-Forth 83 is also compatible with the MOS and specially vectored to enable a system to be reconfigured. It contains a Standard 6502 Assembler, a Standard Screen Editor and a unique Stack Display Utility, too.

At a later date a Cartridge version for the Acorn 'Plus I' will be available, but for now Multi-Forth 83 is sold as a 'Bare' ROM which means an interface is needed for the Standard Acorn Electron.

This unique Eprom comes with an extensive Manual and, at £45+VAT it is superb value. Order it using the coupon, adding £2.30 p&p (£5 for Europe, £10 outside) or, for more information, simply tick that box instead. Either way, you'll be one step ahead of the competition.

Please send me Multi-Forth 83 for Acorn Electron. £45+VAT. Cheques to Skywave Software.

Name \_\_\_\_\_

Address \_\_\_\_\_

Post code \_\_\_\_\_

Please send me more information:

Multi-Forth 83 (Electron)

ZX81-Forth ROM

Spectrum Forth-I/O Cartridge

**Skywave SOFTWARE**

SUBJECT TO AVAILABILITY. FOR 1005 ONWARDS  
Send to Skywave Software, 73 Curzon Road, Bournemouth, BH1 4PW, Dorset, England. Tel: (0202) 302385

Skywave Software, 73 Curzon Road, Bournemouth, Dorset, BH1 4PW, England. Tel: (0202) 302385

# MULTI-FORTH 83 FOR THE ACORN ELECTRON

# Notebook

THIS month's program, from Neil Cawthorne of Richmond, uses VDU 29 and one procedure to produce a spectacular pattern.

Try varying the position of the origin and the STEP parameter for some very different results.

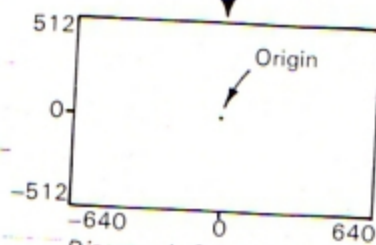
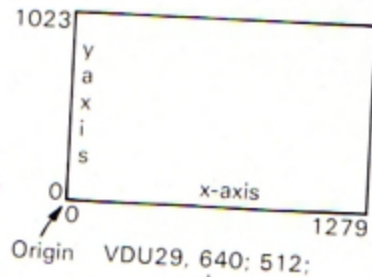
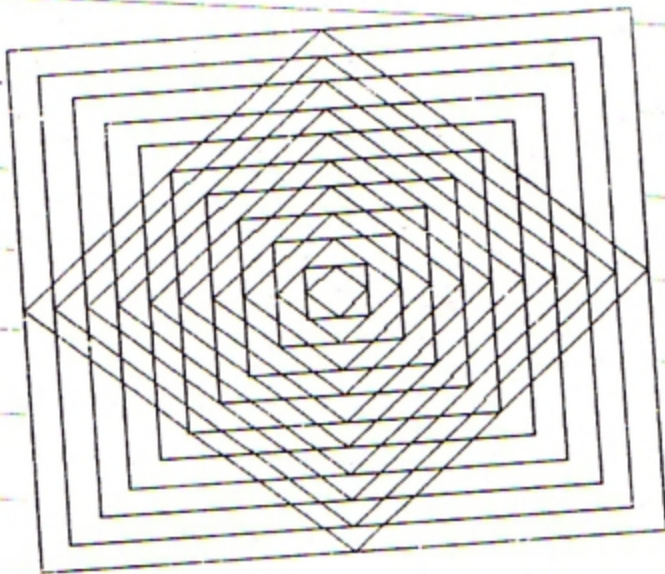


Diagram I: Origin Shift

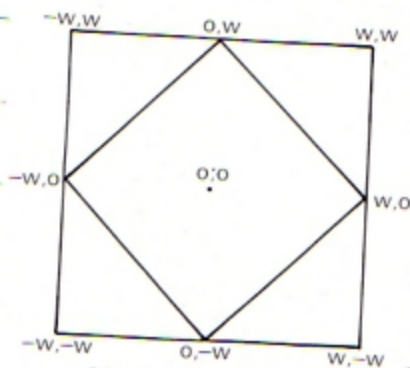


Diagram II: Mandala

## PROCEDURES

- 10,20 The usual REMs, explaining what the program is called and who wrote it.
- 30 Puts the Electron in Mode 1. See what happens with the other graphics modes.
- 40 The VDU 29 shifts the origin into the middle of the screen at the position 640,512. Don't forget the semicolons, or havoc ensues!
- 50-70 Form a FOR...NEXT loop. Try varying the values of *radius* and also the size of the STEP parameter. PROCmandala(*radius*) calls the procedure defined in lines 90 to 200. Each time round the loop, *radius* will have a different value and so the procedure will operate with a different value of *w*.
- 60 PROCmandala(*radius*) calls the procedure defined in lines 90 to 200. Each time round the loop, *radius* will have a different value and so the procedure will operate with a different value of *w*.
- 80 Brings the program to a halt after the loop is ended. If it was missing the program would carry on into the procedure definition with unpredictable results.
- 90,200 Tells the Electron that the lines between the DEF PROC and the ENDPROC of line 200 are to form a procedure called PROCmandala(*w*). This procedure can be called by name and the value in the brackets at the end of the name will be given to the variable *w*.
- 100-140 Produce the "inside" square. They MOVE the graphics cursor to the position 0,*w* relative to the *new* origin in the centre of the screen. Then they draw the inside lines.
- 150-190 These do the same for the outside square.

```

10 REM ORIGINS
20 REM NEIL CAWTHORNE
30 MODE 1
40 VDU 29,640;512;
50 FOR radius= 50 TO 500
STEP 50
60 PROCmandala(radius)
70 NEXT radius
80 END
90 DEF PROCmandala(w)
100 MOVE 0,w
110 DRAW -w,0
120 DRAW 0,-w
130 DRAW w,0
140 DRAW 0,w
150 MOVE -w,w
160 DRAW -w,-w
170 DRAW w,-w
180 DRAW w,w
190 DRAW -w,w
200 ENDPROC
    
```

Relocates origin

Calls the procedure

Procedure that draws the squares

Draws inside square

Draws outside square

Trevor Roberts

WITH this article we've reached the end of our exploration of the Electron's sound facilities. You may have noticed that during our tour of the sound channels we've steered well clear of the formidable looking ENVELOPE command.

Before we get to grips with it, run Program I and make sure that you understand what's happening.

```
10 REM PROGRAM I
20 FOR pitch=100 TO 140
30 SOUND 1,-15,pitch,2
40 NEXT pitch
50 FOR pitch=140 TO 110
STEP -1
60 SOUND 1,-15,pitch,2
70 NEXT pitch
80 FOR pitch=110 TO 140
90 SOUND 1,-15,pitch,2
100 NEXT pitch
```

It consists of three FOR...NEXT loops each containing a SOUND command. The first loop increases the pitch of the note played, the second decreases it and the third increases it again. The note seems to go up in pitch, then down, then up again.

Now run Program II and see if you can hear any difference.

```
10 REM PROGRAM II
20 ENVELOPE 4,10,1,-1,1,
40,30,30,126,0,0,-126,126,1
26
30 SOUND 1,4,100,200
```

It sounds exactly the same doesn't it? Notice that we're only using one SOUND command with a pitch parameter of 100 yet the note is going up and down.

Something is affecting the pitch of the note produced by the SOUND command and, obviously, it's the ENVELOPE command of line 20 that's responsible.

At first sight the ENVELOPE command is a fearsome beast, followed as it is by 14 numbers. However with closer acquaintance you'll find that it's quite tame really.

The structure of the command is:

```
ENVELOPE n,s,Pi1,Pi2,
Pi3,Pr1,Pr2,Pr3,
126,0,0,-126,126,126
```

I've used the same parameter names as the User

Guide for the sake of consistency. Don't let all these parameters put you off. They're not all that bad, especially the last six:

126,0,0,-126,126,126

which are always the same, just being there for reasons of compatibility with the BBC Micro.

They could be any numbers really, as the Electron ignores them, but they have to be there and it's best to get into the habit of being as compatible with the BBC Micro as possible.

That now leaves us with eight parameters, and one of those is quite easy. The *n* parameter is just a number between 1 and 16. It's used to label the envelope we're defining with the ENVELOPE command.

The Electron allows you to define up to 16 of these envelopes which can be called by number as you want them.

In Program II line 20 had an ENVELOPE command with the *n* parameter of 4. Hence the envelope defined by line 20 was labelled 4.

Used on its own the ENVELOPE command doesn't produce any noises. You can type in ENVELOPEs until you're blue in the face but the Electron will stay mute.

To hear an envelope in action you have to use the familiar SOUND command in a slightly unfamiliar way.

Have another look at line 30 of Program II. Notice anything unusual?

30 SOUND 1,4,100,200

The second parameter of the sound command, the one that controls the volume, is 4. Up until now, we've always used values between 0 and -15, never a positive number.

As you might guess, putting a positive number between 1 and 16 in the loudness parameter calls up the relevant envelope.

In this case the number was

4, so the envelope used to modify the effects of the SOUND command was envelope number 4.

Notice that the envelope has to be defined with an ENVELOPE command *before* you try to refer to it in your SOUND command.

Once you've defined an envelope you can use it as often as you want, it'll stay lurking in the Electron's memory until you switch off or redefine it with another ENVELOPE command.

The next seven parameters are the ones that do the work. The *s* parameter just sets the time period that the rest of the parameters use.

As you'll have gathered from Program II, the pitch of the note is going up and down and up again in regular steps.

The *s* parameter just tells you how long these steps are, measured in hundredths of a second. The value of *s* can vary from 1 to 127.

One thing to be wary of is the difference between the units that *s* is measured in and those that are used in the duration parameter of the SOUND command. *s* is measured in hundredths of a second, so making *s* equal to 100 means a step length of exactly one second.

Somewhat confusingly, the duration parameter of the SOUND command is measured in twentieths of a second, so a duration of 20 produces a note of exactly one second's length. Beware of mixing the two up!

The ENVELOPE command of Program II has an *s* parameter of 10, so each step of the envelope lasts 10 x 1/100 or 0.1 seconds.

Don't worry too much if you don't understand why we need the *s* parameter, it will become clearer as we use it.

Now we come to the parameters:

Pi1,Pi2,Pi3,Pr1,Pr2,Pr3

These are actually three

sets of two parameters. *Pi1* and *Pr1* are linked together, as are *Pi2* and *Pr2*. I leave it to you to guess what *Pi3* is linked with.

The range of values that these parameters can take is shown in Table 1.

As you have heard in Program II, the effects of the envelope on the note produced fell into three stages. This is true of the effects of any envelope which can effect the pitch of a note in up to three different stages.

The first stage is governed by *Pi1* and *Pr1*. The value given to *Pi1* decides how much the pitch of the note will vary for each step in the first stage of the envelope.

*Pr1* decides how many of these steps make up the first stage of the envelope.

Take a look at Program III which gives values to *Pi1* and *Pr1* but ignores the other stages of the envelope, giving them 0 parameters.

```
10 REM PROGRAM III
20 ENVELOPE 10,50,5,0,0,
20,0,0,126,0,0,-126,126,126
30 SOUND 1,10,50,200
```

You should hear the note rising in pitch in 20 half second steps.

Working along the ENVELOPE command from left to right, the first parameter we come to is the *n* parameter. This is 10, so when we want to use this envelope to effect a SOUND command we put 10 in its loudness parameter, as you can see in line 30.

The *s* parameter has the value 50 so each step that the envelope takes will last 0.5 seconds (50 x 1/100). The *Pi1* parameter has the value 5, so the pitch will increase by a value of 5 every half second.

Skipping over the 0's to get to the *Pr1* parameter we find it has the value 20, so there will be 20 increases in pitch.

Run Program III again and see if you can hear this. Try

# Finally, lets lick that ENVELOPE

Parameter	Range	Meaning
n	1 - 16	Envelope number
s	1 - 127 (+128)	Step length (0.01) sec (switches off auto-repeat)
Pi1	-128 to 127	Pitch increment stage 1
Pi2	-128 to 127	Pitch increment stage 2
Pi3	-128 to 127	Pitch increment stage 3
Pr1	1 to 255	Number of steps stage 1
Pr2	1 to 255	Number of steps stage 2
Pr3	1 to 255	Number of steps stage 3
D	126	Dummy values used to ensure compatibility
U	0	
M	0	
M	-126	
I	126	
E	126	
S	126	

Table 1: ENVELOPE parameters

varying the values of *Pi1* and *Pr1* to see what happens.

The pitch increments (*Pi*) can lie between -128 and 127, while the number of steps in each stage (*Pr*) can take values between 1 and 255.

Don't worry if you get some strange results, all will be explained.

For the time being I'd advise you to keep *s* at 50 so you can hear the individual steps as they take place.

Now try Program IV and see if you can see what's happening.

```

10 REM PROGRAM IV
20 ENVELOPE 10,50,5,-3,0
,10,10,0,126,0,0,-126,126,1
26
30 SOUND 1,10,50,200

```

The first two parameters are the same as before, but now *Pi1* is 5 and *Pr1* is 10, giving a first stage where the pitch goes up by 5 for each of 10 steps. Since each step lasts 0.5 seconds, the first stage lasts for a total of 5 seconds.

When the first stage of the envelope has finished exerting its influence on the SOUND command of line 30, the second stage starts. *Pi2* has a value of -3 while *Pr2* is 10.

This means that in the second stage of the envelope, the pitch decreases by 3 for each of ten steps. As determined by the *s* parameter,

each step lasts 0.5 seconds.

Since *Pi3* and *Pr3* are both 0, there is no third stage.

Program V, however, shows all three stages of the envelope in action. Notice that the duration parameter of the SOUND command has changed.

```

10 REM PROGRAM V
20 ENVELOPE 10,50,5,-3,2
,5,5,5,126,0,0,-126,126,126
30 SOUND 1,10,50,150

```

Here the values of *Pi1* and *Pi2* are the same as before, giving the same pitch increases and decreases for the first two stages.

However the number of steps in each stage has been decreased, both *Pr1* and *Pr2* being reduced to 5.

Giving *Pi3* the value 2 means that in the third stage the pitch increases again, rising 2 with every step. Having *Pr3* equal to 5 means that there will be five of these increments.

And that really is all there is to understanding the ENVELOPE command.

As you can see from the above, it's not nearly as formidable as it looks when taken step by step.

All that remains is to clear up some minor points.

You may have been suspicious of the way that the time taken up by all the steps of the envelope just happen to have equalled the duration

parameter of the SOUND command used.

In Program V the 15 steps, each lasting for half a second, took up 7.5 seconds. This was also the time specified by the duration parameter of the SOUND command.

Was this coincidence? No, it wasn't. I admit to fixing it, but plead that my intentions were honourable. I just wanted to make things easier for you (and myself).

I made sure that the times set by the ENVELOPE and SOUND commands were the same to keep things simple.

Program VI shows us what happens if the time specified by the ENVELOPE command is less than that specified by the duration parameter of the SOUND command.

```

10 REM PROGRAM VI
20 ENVELOPE 10,50,5,-3,2
,5,5,5,126,0,0,-126,126,126
30 SOUND 1,10,50,200

```

As you can hear, the envelope has its wicked way with the SOUND command and then, not satisfied, starts all over again.

What's happened is that the envelope has 15 steps, which take up a total of 7.5 seconds. The SOUND command is going to last for a full 10 seconds.

For the first 7.5 seconds everything is fine, but then the envelope finishes. The SOUND command, however, still has 2.5 seconds to go, and the 10 in its duration parameter tells it that it is still under the influence of envelope 10.

The poor old SOUND command makes the best of a bad job and goes back to the beginning of the envelope and carries on under its influence for the time remaining. The envelope is said to auto-repeat.

At times you might not want this auto-repeat to happen. Of course you could do what I did above and make sure that the time periods of the ENVELOPE and SOUND commands coincide, but this isn't always practical.

There is another method, as shown in Program VII.

As you can hear, the auto-repeat has gone. The envelope has its effect for 7.5 seconds then it stops having

```

10 REM PROGRAM VII
20 ENVELOPE 10,178,5,-3,
2,5,5,5,126,0,0,-126,126,12
6
30 SOUND 1,10,50,200

```

any influence. The note stays at the final pitch for the remaining 2.5 seconds.

If you look at the *s* parameter of the envelope you'll see that it is 178.

This seems to clash with what I told you earlier, *s* seeming to be out of range.

What's happened is that in order to prevent the envelope auto-repeating I've added 128 to the *s* parameter. The *s* parameter was 50, so adding 128 to this gives the 178 seen in line 20.

When the Electron comes across this out-of-range *s* parameter it realises that it isn't supposed to auto-repeat. It then takes 128 from the *s* parameter and what is left is the desired length of each step, in this case 50.

So to stop envelopes auto-repeating, add 128 to their *s* parameter.

But what, you may ask, if the envelope lasts longer than the sound, as in Program VIII? Here the envelope appears set to last for 7.5 seconds while the SOUND command only plays a note of 5 seconds in length.

```

10 REM PROGRAM VIII
20 ENVELOPE 10,50,5,-3,2
,5,5,5,126,0,0,-126,126,126
30 SOUND 1,10,50,100

```

The answer is that when the duration parameter of the SOUND command is satisfied it finishes. The rest of the envelope is ignored.

And that's the end of our tour through the Electron's sound commands. If you've read the articles you should by now have a fair mastery of the micro's noises.

But don't just read about it, practise it. Although limited when compared to the BBC Micro, the Electron has available a wide range of sounds. Use them in your programs, they'll brighten them up no end.

And if you find it difficult, try Roland Waddilove's Sound Generator, which appeared in the October 1984 issue.

Have fun!

**THE Mushroom sideways ROM card from Broadway Electronics allows you to add the power of ROM software to your Electron.**

This software is software on a chip, instantly available to the Electron via a \* command.

As it takes over the space normally used by the Electron's Basic it still allows you your full 32k of user memory, unlike programs loaded from tape.

So what sort of information can you possibly want on extra ROMs?

Well at the moment I am writing this on the Edword word processor which is stored on a sideways ROM.

I have no access to Basic at the moment - I don't need it - but I do have access to all the normal RAM for my text.

Word processors on tape take up a lot of normal memory for themselves, so there is less free for producing letters. ROMs avoid this.

I have also put into the

ROM card a memory monitor program, Spy2. This is the nosy person's guide to what goes on in programs. Because it does not use normal user memory, it is possible to study any Basic or machine code program.

The Mushroom ROM card has four sockets so it would also be possible to fit a spreadsheet program, a graphics/design program or even a game.

If you have access to an eprom programmer - a device, not a person - it is possible to store your own programs on a chip, which costs about £7.

The huge advantage of this is that an 8k program can be loaded into normal memory in

about two seconds.

The ROM card fits firmly into the Electron's expansion port. I find it rather a tight fit and it needs some strength to push it on and to remove it.

Incidentally, always turn off the power to your Electron before connecting the card or inserting any ROM.

Having got your ROMs they are loaded with a \* command. To use Edword you just type \*EDWORD and it runs straight away.

There are two types of ROM programs. Language ROMs do not require the Basic language - they operate instead of it.

Program ROMs do require Basic and are loaded by a \* command into RAM so that

Basic can then be used. This is what takes two seconds.

To say that Electron ROMs, or firmware as it can be called, is in its infancy is a bit of an understatement. The only ROMs I have come across so far are designed for the BBC Micro! Many however will work for us Electron owners, although sadly one of the most popular BBC Micro ones, Wordwise, does not.

I would say this device is a very useful addition to the Electron. It provides the start for many serious computer applications and with its expansion port it means you could still connect your printer port or joysticks.

**Rog Frost**

# ROM card expands Electron's potential

## A WINNING HAND



**PETTIGREWS DIARY** £7.95

Three Part 90K adventure taking you from the serene Oxfordshire countryside through bustling London streets, to an epic journey through Europe. Superb family entertainment filled with intrigue, action and suspense. "Pride of place for the most original and entertaining Adventure - it's got to be value for money" *Computer and Video Games* (adventure supplement).

**EMPIRE** £6.95

Exciting game of strategy with eight levels of difficulty. Destroy the evil Empire before it conquers the world - Played on a world map. "This is a terrific game - visually attractive and highly addictive" *Home Computing Weekly*.

**MYSTERY OF THE JAVASTAR** £7.95

Enormous four part adventure with 3 playing levels. Mount an expedition to the South Seas to discover the secrets of the 18th century shipwreck. Absorbing family fun with puzzles, challenges and interesting facts.

**AVAILABLE NOW AT ALL GOOD STOCK-ISTS or by MAIL ORDER** (send cheque/PO) to: **SHARDS SOFTWARE** Roycraft House, Linton Rd, Barking, Essex. OR Telephone through your Access/Visa order to 01-591 7666.

**Boots** Selected Stores

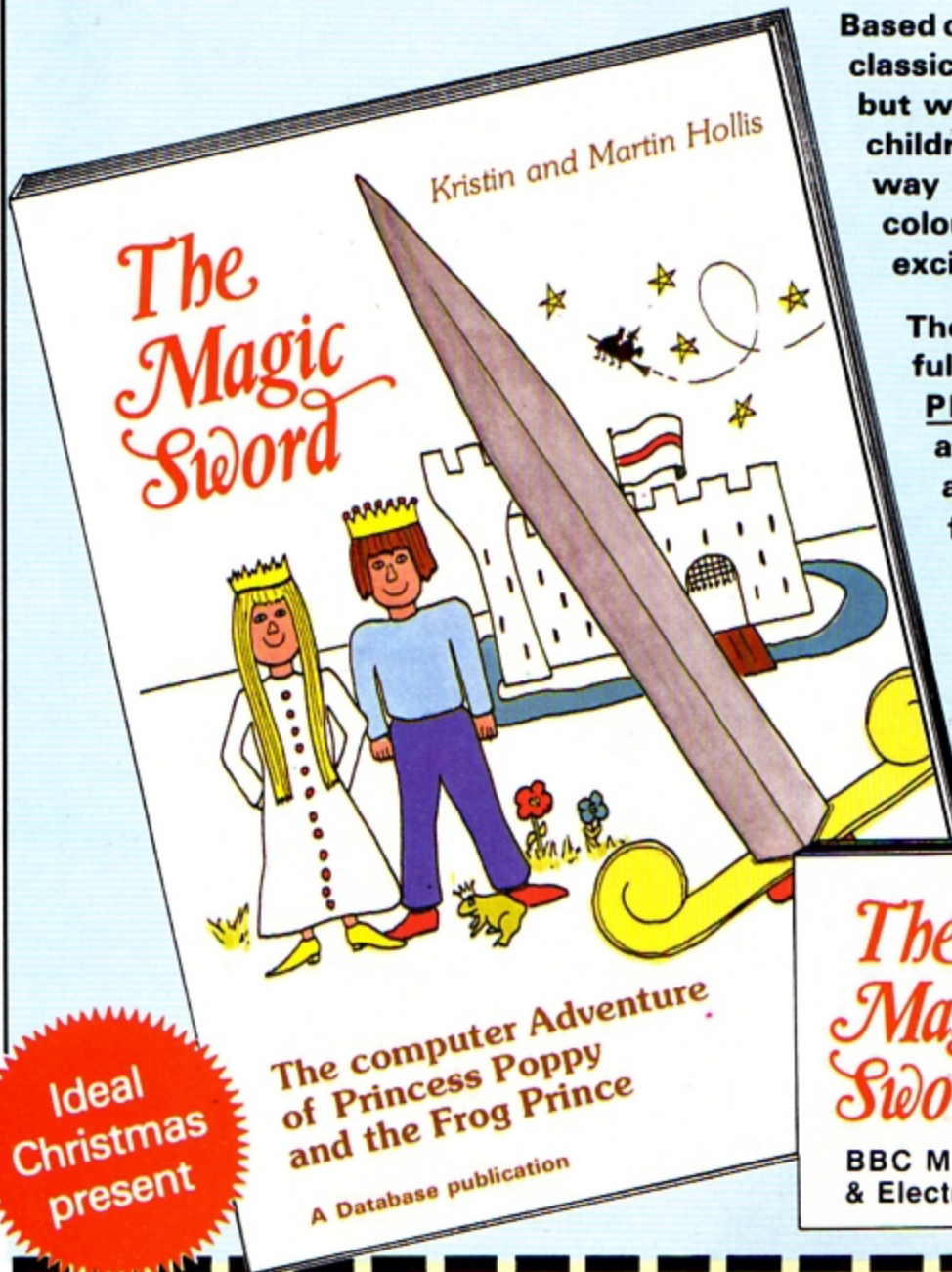
# You're never too young to play a Magical Adventure on the BBC Micro or Electron!

Based on the style of the classic computer adventures – but written so that even small children can learn to find their way around, encouraged by colourful graphics and exciting sound effects.

The pack contains a 48-page full colour storybook **PLUS** a full length multi-location adventure on cassette for only

**£8.95!** post free

**Read the book**  
**– then play**  
**the game!**



**Ideal Christmas present**

Please send me the complete Magic Sword pack containing storybook and cassette to:

Name \_\_\_\_\_

Address \_\_\_\_\_

\_\_\_\_\_

- I enclose my cheque for £8.95 payable to Database Publications  
 Or debit my Access/Visa card:

No. \_\_\_\_\_

Signed \_\_\_\_\_

SEND TO: Adventure offer, Europa House, 68 Chester Road, Hazel Grove, Stockport SK7 5NY

# Chart it in powerful 3D

**Live up your statistical presentation with JON WILLINGTON'S striking graphics utility program**

## PROGRAM CONSTRUCTION

30-60 Set mode, colours and variables.  
 100-180 Calculate angles of sectors and store in array H%.  
 200-280 Draw insides of sectors. The stripey effect is obtained by the use of the GCOL command in line 180.  
 300-370 Draw top of sectors.  
 390-440 Draw outside of pie.  
 460-530 Label sectors.  
 560-850 Input routine.  
 860-910 Routine for 3D lettering of title.

PIE-CHARTIST is a graphics utility program occupying about 2.5k of RAM.

The user inputs data which is then displayed graphically in the form of a three dimensional pie-chart.

The routine incorporates full labelling of the chart and the four colours of Mode 1 are used to give a clear and visually attractive result.

The program would prove almost impossible to transfer to any other micro, as it relies heavily on the powerful graphics commands of Electron Basic.

When the program is run, the user inputs his data in the form of a table, which is then scrolled to the bottom of the screen and the chart plotted above it.

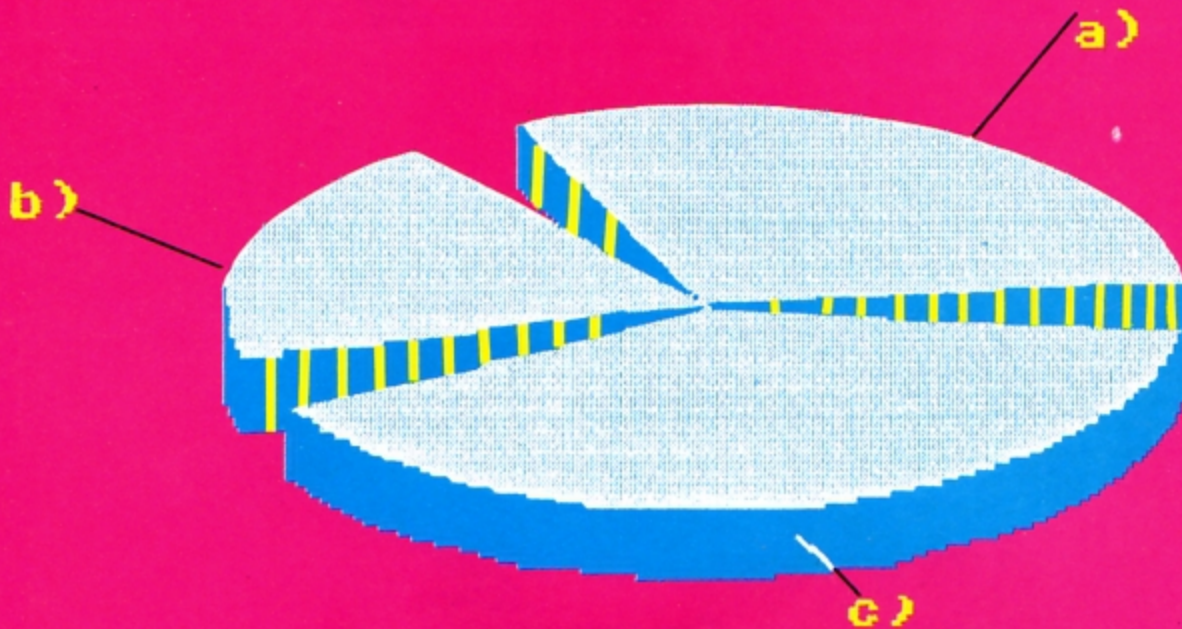
```

10 REM **** PIE-CHARTIST      ))*R
****                          120 Q(B)=INTQ(B)-(Q(B)-IN
20 REM ** Jon Willington     TQ(B)>.5)
***                            130 NEXT:F=1
25 REM ** (C) ELECTRON US    140 FOR B=1 TO N
ER **                          150 HX(B,1)=F:HX(B,2)=HX(
30 MODE1                      B,1)+Q(B)
40 XZ=640:YZ=512:JZ=400:    160 F=HX(B,2)+2:NEXT
KZ=150                         170 P=(HX(N,2)+1)/(2*PI)
50 VDU19,3,4;0;19,1,6;0;    180 GCOL11,129
60 V=0:DX=-50                 190 REM *** Draw sides of
70 A$="PIE-CHARTIST":PRO     sectors ***
Ctitle                         200 VDU23,1,0;0;0;0;
80 PROCinput                  210 FOR AX=1 TO N
90 REM* Calculate angles     220 M=HX(AX,1)/P
of sectors*                   230 MOVE XZ,YZ:MOVEXX,YZ+
100 T=48-2*N:R=T/V           DX
110 FOR B=1 TO N:Q(B)=Q(B)    240 IF COSM>0 PLOT87,JZ*C
                                OS(M)+XZ,KZ*SIN(M)+YZ:PLOT8
                                3,0,DX
                                250 MOVE XZ,YZ:MOVEXX,YZ+
                                DX
                                260 M=HX(AX,2)/P
                                270 IF COSM<0 PLOT87,JZ*C
                                OS(M)+XZ,KZ*SIN(M)+YZ:PLOT8
                                3,0,DX
                                280 NEXT:GCOL0,1
                                290 REM *** Draw top of p
                                ie ****
                                300 VDU 23,1,0;0;0;0;
                                310 FOR AX=1 TO N
                                320 M=(HX(AX,1)/P)
                                330 MOVEJX*ICOS(M)+XZ,KZ*S
                                IN(M)+YZ
                                340 FOR FX=HX(AX,1) TO HX
                                (AX,2)
                                350 MOVEXX,YZ
                                360 PLOT85,JX*ICOS(FX/P)+X
                                Z,KZ*SIN(FX/P)+YZ
                                370 NEXT:NEXT:GCOL0,3
                                380 REM *** Draw outside
                                of pie ***
                                390 FOR AX=1 TO N
                                400 FOR FX=HX(AX,1) TO HX
                                (AX,2)-1
                                410 M=FX/P:V=(FX+1)/P
                                420 IF SINM>0 THEN 440
                                430 MOVEJX*ICOS(M)+XZ,KZ*S
                                IN(M)+YZ:PLOT8,0,DX:PLOT85,
                                JX*ICOS(V)+XZ,KZ*SIN(V)+YZ:P
                                LOT81,0,DX
                                440 NEXT:NEXT
                                450 REM *** Label sectors
                                ***

```



# PIZZA CAUGHT



## NAME OF ENTRY

## VALUE

a) BODGER  
b) SPOT  
c) BUSTER

3  
2  
4

```

460 FOR M=1 TO N
470 V=(HX(M,2)-HX(M,1))/2
:V=V+HX(M,1):V=V/P
480 GCOL0,1:VDU5
490 MOVE400*COS(V)+XZ,150
*SIN(V)+490
500 DRAW600*COS(V)+XZ,225
*SIN(V)+530
510 MOVE610*COS(V)+XZ,233
*SIN(V)+530
520 GCOL0,2:PRINTCHR$(96+
M):CHR$(41):GCOL0,3
530 NEXT
540 REPEAT UNTIL FALSE
550 END
560 DEFPROCinput
570 VDU4:COLOUR128:COLOUR
580 VDU23,1,0;0;0;0;
590 INPUTTAB(2,0)*TITLE O
F CHART*,A$
600 INPUT TAB(2,10)*NUMBE
R OF SECTORS (MAX: 10)*N
610 IF N<1 OR N>10 THEN V
DU7:CLS:GOTO600
620 DIM Q(N),HX(N,2)
630 PRINT"NOW COMPLETE T
HIS TABLE"
640 W=INKEY(150)
650 VDU12,17,2,17,131
660 PRINT"" NAME OF E
NTRY*:SPC9;"VALUE*:SPC10
670 GCOL0,1
680 MOVE0,928:PLOT1,0,-36
-(N*32)
690 PLOT1,1279,0:DRAW1279
,928
700 GCOL3,1:MOVE640,928
710 PLOT1,0,-36-(N*32):CO
LOUR128:COLOUR 2
720 FOR A=1 TO N
730 PRINTTAB(1,3+A)CHR$(9
6+A):CHR$41
740 INPUTTAB(5,3+A)DY$
750 INPUTTAB(25,3+A)Q(A)
760 V=V+Q(A)
770 NEXT
780 FOR B=1 TO (31-VPOS)
790 VDU31,0,0,11
800 VDU23,1,0;0;0;0;
810 DELAY=INKEY5
820 NEXT
830 PROCtitle
840 VDU29,0;(N*32)/2;
850 ENDPROC
860 DEFPROCtitle
870 COLOUR131:PRINTTAB(0,
0)STRING$(80,CHR$32)
880 VDU5:CV=640-(LEN$*16
)
890GCOL0,0:MOVECV,1015:PR
INTA$:MOVECV+4,1011:PRINTA$
:GCOL0,2:MOVECV+8,1007:PRIN
TA$
900 VDU 4
910 ENDPROC

```

*This listing is included in this month's cassette tape offer. See order form on Page 47.*

# Make light work of listings

To save your fingers most of the listings in *Electron User* have been put on tape.

## On the January tape:

**SPACE BATTLE** Destroy the deadly descending aliens! **NEW YEAR** A sound and graphics greeting. **ESCAPE FROM SCARGOV** Minefield action. **PIE CHART** Statistics made simple. **CLAYPIGEON** An Electron birdshoot. **ORGAN** Music maestro please! **NOTEBOOK** An original program. **RANDOM NUMBERS** Or not so random! **SNAKES** Reptilean arcade action. **CHEESE RACE** Beat rival mice.

## On the December tape:

**CHRISTMAS BOX** Align the presents logically. **SILLY SANTA** Sort out the muddle. **SNAP** Match the Xmas pictures. **RECOVERY** The Bad Program message tamed. **CAROL** Interrupt driven music. **AUTODATA** A program that grows and grows. **NOTEBOOK** Simple string handling.

## On the November tape:

**STAR FIGHTER** Anti-alien missions. **SCROLLER** Wrap around machine code. **URBAN SPRAWL** Environmental action game. **SPELL** Alphabetic education. **JUMPER** Level headed action. **CAESAR** Code breaking broken. **KEYBOARD** Typing game.

## On the October tape:

**BREAKFREE** Classic arcade action. **ALPHASWAP** A logic game to strain your brain. **SOUND GENERATOR** Tame the Electron's sound channels. **MULTICHARACTER GENERATOR** Complex characters made simple. **RIGEL 5** Out of this world graphics. **MAYDAY** Help with your morse code. **NOTEBOOK** Palindromes and string handling.

## On the September tape:

**HAUNTED HOUSE** Arcade action in the spirit world. **SPLASH** A logic game for non-swimmers. **SORT SHOWS** How sorting algorithms work. **SORT TIME** The time they take. **CLASSROOM INVADERS** Multicoloured characters go to school. **SAILOR** Nautical antics. **MATHS TEST** Try out your mental powers.

## On the August tape:

**SANDCASTLE** The Electron seaside outing. **KNOCKOUT** Bouncing balls batter brick walls. **PARACHUTE** Keep the skydivers dry. **LETTERS** Large letters for your screen. **SUPER-SPELL** Test your spelling. **ON YOUR BIKE** Pedal power comes to your Electron. **SCROLLER** Sliced strings slide sideways. **FLYING PIGS** Bacon on the wing.

## On the July tape:

**GOLF** A day on the links with your Electron. **SOLITAIRE** The classic solo logic game. **TALL LETTERS** Large characters made simple. **BANK ACCOUNT** Keep track of your money. **CHARTIST** 3D graphs. **FORMULAE** Areas, volumes and angles.

## On the June tape:

**MONEY MAZE** Avoid the ghosts to get the cash. **CODE BREAKER** A mastermind is needed to crack the code. **ALIEN** See little green men - the Electron way! **SETUP** Colour commands without tears. **CRYSTALS** Beautiful graphics. **LASER SHOOT OUT** An intergalactic shooting gallery. **SMILER** Have a nice day!

## On the May tape:

**RALLY DRIVER** High speed car control. **SPACE PODS** More aliens to annihilate. **CODER** Secret messages made simple. **FRUIT MACHINE** Spin the wheels to win. **CHASER** Avoid your opponent to survive. **TIC-TAC-TOE** Electron noughts and crosses. **ELECTRON DRAUGHTSMAN** Create and save Electron masterpieces.

## On the April tape:

**SPACEHIKE** A hopping arcade classic. **FRIEZE** Electron wallpaper. **PELICAN** Cross roads safely. **CHESSTIMER** Clock your moves. **ASTEROID** Space is a minefield. **LIMERICK** Automatic rhymes. **ROMAN** Numbers in the ancient way. **BUNNYBLITZ** The Easter program. **DOGDUCK** The classic logic game.

## On the March tape:

**CHICKEN** Let dangerous drivers test your nerve. **COFFEE** A tantalising word game from Down Under. **PARKY'S PERIL** Parky's lost in an invisible maze. **REACTION TIMER** How fast are you? **BRAINTEASER** A puzzling program. **COUNTER** Mental arithmetic can be fun! **PAPER, SCISSORS, STONE** Out-guess your Electron. **CHARACTER GENERATOR** Create shapes with this utility.

## On the February tape:

**NUMBER BALANCE** Test your powers of mental arithmetic. **CALCULATOR** Make your Electron a calculator. **DOILIES** Multi-coloured patterns galore. **TOWERS OF HANOI** The age old puzzle. **LUNAR LANDER** Test your skill as an astronaut. **POSITRON INVADERS** A version of the old arcade favourite.

## On the introductory tape:

**ANAGRAM** Sort out the jumbled letters. **DOODLE** Multicoloured graphics. **EUROMAP** Test your geography. **KALEIDOSCOPE** Electron graphics run riot. **CAPITALS** New upper case letters. **ROCKET, WHEEL, CANDLE** Three fireworks programs. **BOMBER** Drop the bombs before you crash. **DUCK** Simple animation. **METEORS** Collisions in space.

## HOW TO ORDER

Please send me the following *Electron User* cassette tapes:

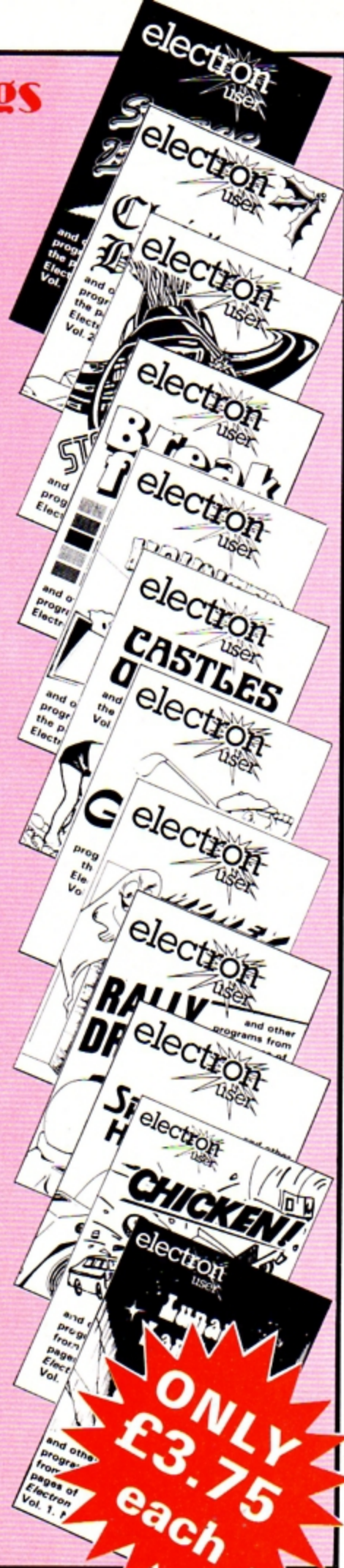
Ten programs from our January issue .....	£
Nine programs from the December issue .....	£
Nine programs from the November issue .....	£
Seven programs from the October issue .....	£
Nine programs from the September issue .....	£
Fourteen programs from the August issue .....	£
Ten programs from the July issue .....	£
Ten programs from the June issue .....	£
Twelve programs from the May issue .....	£
Eleven programs from the April issue .....	£
Twelve programs from the March issue .....	£
Nine programs from the February issue .....	£
26 programs from the introductory issues .....	£

I enclose the sum of £


Name .....

Address .....

POST TO: Tape Offer,  
Electron User, Europa House,  
68 Chester Road, Hazel Grove,  
Stockport SK7 5NY.



ONLY  
£3.75  
each



# REWRITE THE HIGH SCORE TABLES

So, you've got an Electron. You've also got enemies. With the Gunshot, you'll have all the opposition covering in corners. 8-directional action and an all-in-one moulded stem allows accurate annihilation and strength to survive those all-night sessions. Dual fire buttons for fading fingers (and a rapid fire version when they're really coming thick and fast). And, if you break it (and we know you'll try) our 12-month guarantee will prove invaluable. Only £8.95.

For the Gunshot, Vulcan's totally hardware Electron interface comes with a free tape which converts all keyboard software for joystick use. And it'll allow you to destroy BBC game enemies on your Electron, too! £19.95, 12-month guarantee

See the range of Vulcan joysticks and interfaces at your local stockist... we'll see you on the high score tables.

**VULCAN**  
**ELECTRONICS LTD**  
*Joystick Genius*



200 BRENT STREET HENDON NW4 1BH TEL: 01-203 6366

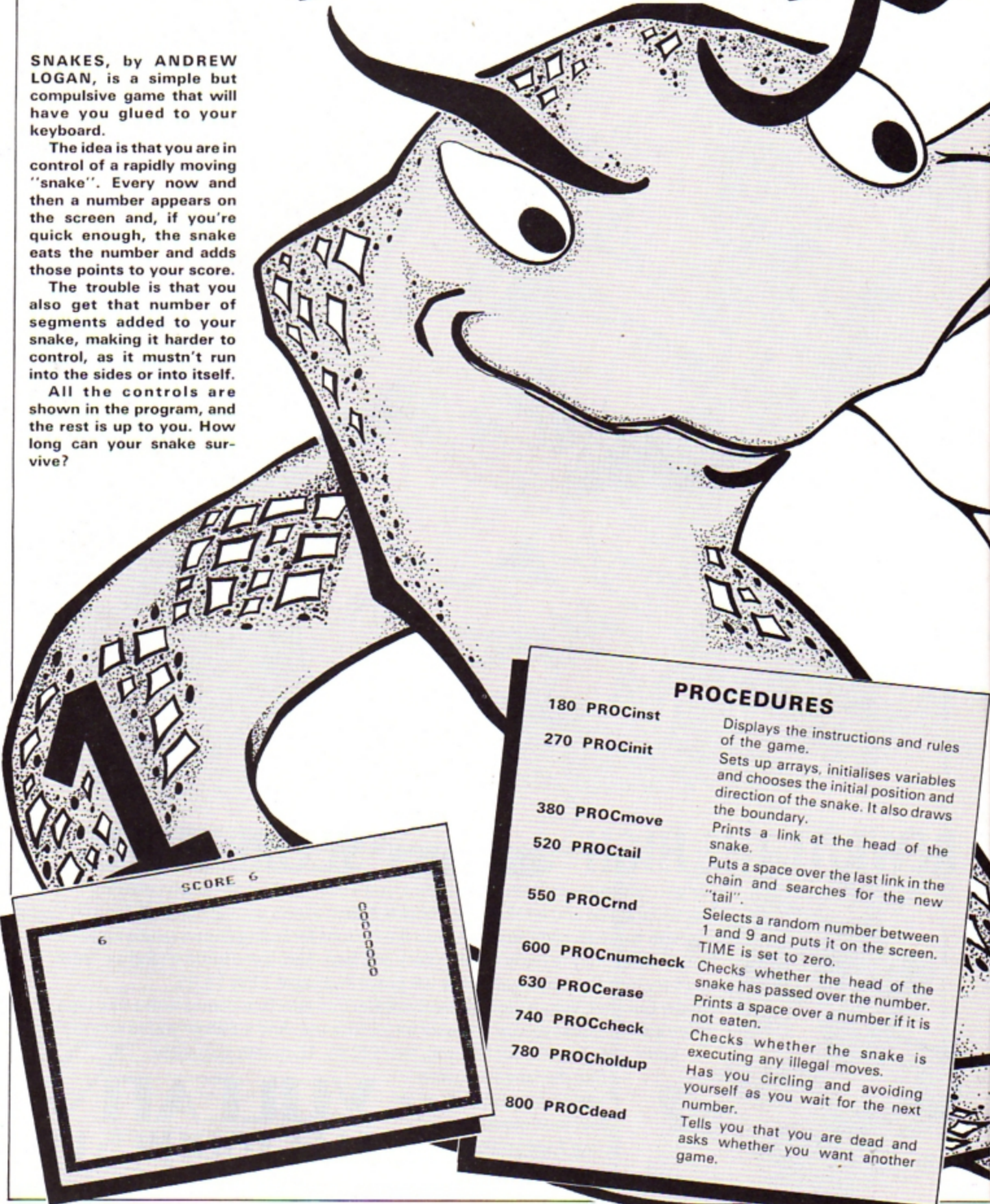
# Hissing Sid is hungry!

**SNAKES**, by **ANDREW LOGAN**, is a simple but compulsive game that will have you glued to your keyboard.

The idea is that you are in control of a rapidly moving "snake". Every now and then a number appears on the screen and, if you're quick enough, the snake eats the number and adds those points to your score.

The trouble is that you also get that number of segments added to your snake, making it harder to control, as it mustn't run into the sides or into itself.

All the controls are shown in the program, and the rest is up to you. How long can your snake survive?



## PROCEDURES

- 180 PROCinst Displays the instructions and rules of the game.
- 270 PROCinit Sets up arrays, initialises variables and chooses the initial position and direction of the snake. It also draws the boundary.
- 380 PROCmove Prints a link at the head of the snake.
- 520 PROCTail Puts a space over the last link in the chain and searches for the new "tail".
- 550 PROCrnd Selects a random number between 1 and 9 and puts it on the screen. TIME is set to zero.
- 600 PROCnumcheck Checks whether the head of the snake has passed over the number.
- 630 PROCerase Prints a space over a number if it is not eaten.
- 740 PROCcheck Checks whether the snake is executing any illegal moves.
- 780 PROCholdup Has you circling and avoiding yourself as you wait for the next number.
- 800 PROCdead Tells you that you are dead and asks whether you want another game.

## Snakes listing

```

10REM **SNAKES**
20REM BY ANDREW LOGAN
30REM (C) ELECTRON USER
40MODE4:DN ERROR GOTOB30
50PROCinst
60PROCinit
70REPEAT
80PROCrnd
90REPEAT
100PROCmove
110PROCtail
120PROCnumcheck
130UNTIL TIME>UX OR HIT
140IF NOT HIT PROCerase
150PROCholdup
160UNTIL 0
170END
180DEF PROCinst
190VDU23,1,0;0;0;0;
200CLS:VDU19,1,3,0,0,0:PR
INT""TAB(15);"S N A K E S"
;TAB(15);"=====
210PRINT""TAB(4);"You mus
t manoeuvre a snake and eat
""TAB(4);"numbers as you tra
vel in this game."TAB(4)"Y
our snake increases in leng
th""TAB(4);"according to th
e number you eat."TAB(4);"
Note the following rules:-"
220PRINT""TAB(16);"0000000
0""TAB(23)"0""TAB(18);"0000
00""TAB(13);"IS ALLOWED BU
T..."TAB(16);"000000000"
TAB(19);"0000000""TAB(14);
"IS NOT ALLOWED"
230PRINT""TAB(5);"Also yo
u are not allowed to"TAB(5
);"reverse, hit the yellow s
ides or""TAB(5);"crash into
your tail."TAB(16);"PRES
S SPACE:REPEAT UNTIL GET#="
":CLS
240PRINT""TAB(2);"Move
using:"""TAB(13);"Z"...
.....LEFT""TAB(13);"X".
.....RIGHT""TAB(13);"/
.....DOWN""TAB(13);"
":.....UP"
250PRINT""TAB(11);"PRE
SS SPACE TO BEGIN:REPEAT U
NTIL GET#=" "
260ENDPROC
270DEF PROCinit
280CLS
290VDU23,1,0;0;0;0;0;SC% = 0
300VDU23,230,255,255,255,
255,255,255,255,255
310FOR VX=2 TO 38:PRINT T
AB(VX,3);CHR#230;TAB(VX,28)
;CHR#230:NEXT
320FOR RX=3 TO 28:PRINT T
AB(2,RX);CHR#230;TAB(38,RX)
;CHR#230:NEXT
330X% = 28:Y% = 10:Z% = 1
340M% = 29:N% = 10:DIM OBJ(40
,30)
350PRINTTAB(X%,Y%);"00":P
ROCscore
360OBJ(X%,Y%) = -1:OBJ(N%,M
%) = -1
370ENDPROC
380DEF PROCmove
390SOUND0,-15,25,1
400IF INKEY=98 AND Z% = 2 T
HEN PROCdead ELSE IF INKEY=
98 Z% = 1
410IF INKEY=67 AND Z% = 1 T
HEN PROCdead ELSE IF INKEY=
67 Z% = 2
420IF INKEY=73 AND Z% = 4 T
HEN PROCdead ELSE IF INKEY=
73 Z% = 3
430IF INKEY=105 AND Z% = 3
THEN PROCdead ELSE IF INKEY
=105 Z% = 4
440 IF Z% = 1 X% = X% - 1 ELSE
IF Z% = 2 X% = X% + 1 ELSE IF Z% =
3 Y% = Y% - 1 ELSE IF Z% = 4 Y% = Y
% + 1
450IF X% > 37 THEN PROCdead
460IF X% < 3 THEN PROCdead
470IF Y% < 4 THEN PROCdead
480IF Y% > 27 THEN PROCdead
490 IF OBJ(X%,Y%) < 0 THEN
PROCdead ELSE OBJ(X%,Y%) = -
1
500PRINT TAB(X%,Y%);"0"
510PROCcheck:ENDPROC
520DEF PROCtail
530 PRINT TAB(N%,M%); " ":
OBJ(N%,M%) = 0: IF OBJ(N%+1,M%
%) = -1 THEN N% = N% + 1: M% = 1 ELSE
IF OBJ(N%-1,M%) = -1 N% = N% - 1
: M% = 2 ELSE IF OBJ(N%,M%+1) =
-1 M% = M% + 1: M% = 3 ELSE IF OBJ
(N%,M%-1) = -1 M% = M% - 1: M% = 4
540ENDPROC
550DEF PROCrnd
560HIT = FALSE
570UX = RND(200) + 200
580SX = RND(9):K% = RND(33) + 3
:L% = RND(22) + 4: IF OBJ(K%,L%)
= -1 THEN 580 ELSE PRINT TAB
(K%,L%);SX
590TIME = 0:ENDPROC
600DEF PROCnumcheck
610IF X% = K% AND L% = Y% SC%
= SC% + SX:PROCscore:PROCprint
:HIT = TRUE
620ENDPROC
630DEF PROCerase:PRINT TA
B(K%,L%);SPC1:ENDPROC
640ENDPROC
650DEF PROCprint
660FOR CX = 1 TO SX
670 IF WX = 2 OBJ(N%+1,M%) =
-1:PRINT TAB(N%+1,M%);"0":N
% = N% + 1:GOTO710
680 IF WX = 1 OBJ(N%-1,M%) =
-1:PRINT TAB(N%-1,M%);"0":N
% = N% - 1:GOTO710
690 IF WX = 4 OBJ(N%,M%+1) =
-1:PRINT TAB(N%,M%+1);"0":M
% = M% + 1:GOTO710
700 IF WX = 3 OBJ(N%,M%-1) =
-1:PRINT TAB(N%,M%-1);"0":M
% = M% - 1
710PROCmove:PROCtail
720NEXT
730ENDPROC
740DEF PROCcheck
750IF Z% = 2 AND(OBJ(X%,Y%
+1) = -1 OR OBJ(X%,Y%-1) = -1) T
HEN PROCdead
760IF Z% > 2 AND(OBJ(X%+1,Y
%) = -1 OR OBJ(X%-1,Y%) = -1) TH
EN PROCdead
770ENDPROC
780DEF PROCholdup:TIME = 0:
FX = RND(400) + 300:REPEAT:PROC
move:PROCtail:UNTIL TIME > FX
:ENDPROC
790DEF PROCscore:PRINT TA
B(16,1);"SCORE ";SC%:ENDPRO
C
800DEF PROCdead:SOUND0,-1
5,30,20:CLS:PROCscore:PRINT
""TAB(13);"YOU CRASHED!!
";""TAB(11);"ANOTHER GAME
(Y/N)"
910*FX15,1
920G# = GET#: IF G# = "Y" THEN
RUN ELSE IF G# < "N" THEN 8
20 ELSE END:ENDPROC
830MODE6:REPORT:PRINT" at
line ";ERL:END

```

*This listing is included in this month's cassette tape offer. See order form on Page 47.*

YOUR Electron turns into a musical instrument thanks to this Electron Organ program by THOMAS DUBERN.

The program does the work while you use the keys to play your own masterpieces.

The menu allows you to change octaves and types of sound and to lengthen and shorten notes at will.

The only thing it won't do is write the music for you!

# Get Organised to play great music



ELECTRON ORGAN  
2 3 5 6 7  
Q W E R T Y U I  
S D G H J  
Z X C V B N M

## ## ##  
C D E F G A B C

The notes marked in white and black are the keys you press. The yellows are the note names on the real musical keyboard. The following keys do extra features:

Space : Change octave  
Return : Change sound  
Copy : Lengthen length of note  
Delete : Shorten length of note

OCTAVE : 2  
SOUND : 2  
LENGTH : 4

## VARIABLES

**octave%** The octave number currently being used.  
**sound%** The different types of sound (1, 2 or 3).  
**length%** Length of each note when depressed once.  
**key\$** Key being pressed at that moment.  
**change%** This is true if *octave%*, *sound%*, or *length%* have been changed. The micro updates values of variables on screen.  
**!** Pitch value of current note.

```
10 REM ELECTRON ORGAN
20 REM BY THOMAS DUBERN
30 REM (C) ELECTRON USER
40 MODE1
50 #FX4,1
60 ENVELOPE1,1,-12,-24,-
48,1,1,1,126,0,0,-126,126,1
26
70 ENVELOPE2,1,-4,0,0,40
,0,0,126,0,0,-126,126,126
80 octave%=1:sound%=3:le
ngth%=1
90 VDU23,1,0;0;0;0;
100 COLOUR1:PRINT""
ELECTRON ORGAN"
110 PRINT"
120 COLOUR131:COLOUR0:PRI
NTTAB(10,4);" 2 3 5 6 7
```

```
130 PRINTTAB(10,5);"Q W E
R T Y U I"
140 PRINTTAB(10,7);" S D
G H J "
150 PRINTTAB(10,8);"Z X C
V B N M ."
160 COLOUR128:COLOUR2
170 COLOUR2:PRINTTAB(10,1
0);" ## ## ##"
180 PRINTTAB(10,11);"C D
E F G A B C"
190 COLOUR3:PRINT"The no
tes marked in white and bla
ck are the keys you press .
The yellows are thenote na
mes on the real musical key
board.The following keys do
extra features : "
200 COLOUR1:PRINT"Space
. Change octave""Return .
```

```
Change sound""Copy . Le
ngthen length of note""Del
ete . Shorten length of not
e"
210 COLOUR2:PRINT"OCTAVE
;""SOUND :""LENGTH : "
220 COLOUR1:PRINTTAB(8,23
);octave%;TAB(8,25);ABS(sou
nd%-4);TAB(8,27);length%; "
230 change%=0
240 key%=INKEY$(1):IFkey%
="" GOTO240
250 IFkey%="" octave%=oc
tave%+1:change%=TRUE:IFocta
ve%=4 octave%=1
260 IFkey%=CHR$13 sound%=
sound%+1:change%=TRUE:IFsou
nd%=4 sound%=1
270 IFkey%=CHR$135 AND le
```

```
ngth%<255 length%=length%+1
:change%=TRUE
280 IFkey%=CHR$127 AND le
ngth%>1 length%=length%-1:c
hange%=TRUE
290 IFchange%=TRUE GOTO22
0
300 !%=INSTR("Q2W3ER5T6Y7
UIZSYDCVGBHJNM, ",key%):IF!%
=0 GOTO240
310 IF!%>13 !%=!%-1
320 !%=(!%*4)+(octave%*48)
330 SOUND%11,sound%,!%,le
ngth%
340 GOTO240
```

This listing is included in this month's cassette tape offer. See order form on Page 47.

M I C R O P O W E R M I C R O P O W E R M I C R O P O W E R M I C R O P O W E R M

# GHOULS

Commodore 64  
(SUPER-FAST LOADING TIME)  
electron  
B.B.C. MICRO

Run through the creepy mansion to rescue the power jewels. Dodge ghostly ghouls and bouncing spiders, leap over poison-smeared spikes, scamper along moving platforms and contracting floorboards, and use powerful springs to propel you onto overhanging ledges. Superb animation and spine-tingling sound effects.

£6.95

(ELECTRON and BBC MICRO versions £7.95)



COMMODORE 64 VERSION



M I C R O  
P O W E R

MICRO POWER LTD.,  
NORTHWOOD HOUSE, NORTH STREET,  
LEEDS LS7 2AA TEL: (0532) 458800  
SELECTIVE BRANCHES OF BOOTS, CO-OP,  
MENZIES, W. H. SMITH, WOOLWORTHS AND ALL  
GOOD DEALERS.  
AUTHORS! WE PAY 20% ROYALTIES!

TAKE MY  
ADVICE! BOOST YOUR  
COLLECTION WITH SWOOP,  
FELIX IN THE FACTORY  
AND CYBERTRON  
MISSION!



M I C R O P O W E R M I C R O P O W E R M I C R O P O W E R M I C R O P O W E R M

# ESCAPE FROM THE PLANET SCARGOV

By  
IAN  
BROWN

A NOISY and colourful affair, this game is guaranteed to give you a headache if you play it long enough.

You have to control a long-suffering, innocent little chap safely across a long string of minefields – 31 in all – to reach a spacecraft waiting to carry him away from the evil planet Scargov.

He must negotiate each minefield by avoiding the flashing mines and the aliens, who, although not out to get him, will not take kindly to being bumped into.


But beware! There is also a time limit. He has only a short period before the whole minefield explodes taking him with it – whether in the "safe" area or not.

On each successive minefield the mines become more numerous and flash more quickly. And occasionally another alien may join its friends.

If the game proves too easy for you there is plenty of scope for making it harder. More aliens and mines can be added or the time limit shortened, all without difficulty by changing the relevant variables.







## VARIABLES

<b>score</b>	Score.
<b>nextaim</b>	Next score to be reached to earn an extra life, 10,000, 20,000 etc.
<b>screen</b>	Current minefield - 1 to 31.
<b>lives</b>	Number of lives left
<b>safecol%</b>	Colour of safe area.
<b>fieldcol%</b>	Colour of minefield area.
<b>x%, y%</b>	X and y coordinates of man's current position on screen.
<b>alien</b>	Number of aliens.
<b>bx%, by%</b>	Temporary storage of mine positions.
<b>key, keym</b>	Keyboard GETs.
<b>rnd%</b>	Random number used for generating aliens' movements.
<b>time%</b>	Time left until minefield explodes.

## ARRAYS

<b>ax%(a%), ay%(a%)</b>	X and y coordinates of alien number a% on screen.
-------------------------	---

## FLAGS

<b>lose</b>	Life lost.
<b>win</b>	Field crossed successfully.
<b>dead</b>	All lives spent.
<b>escape</b>	Field 31 crossed, game completed.

## PROCEDURES

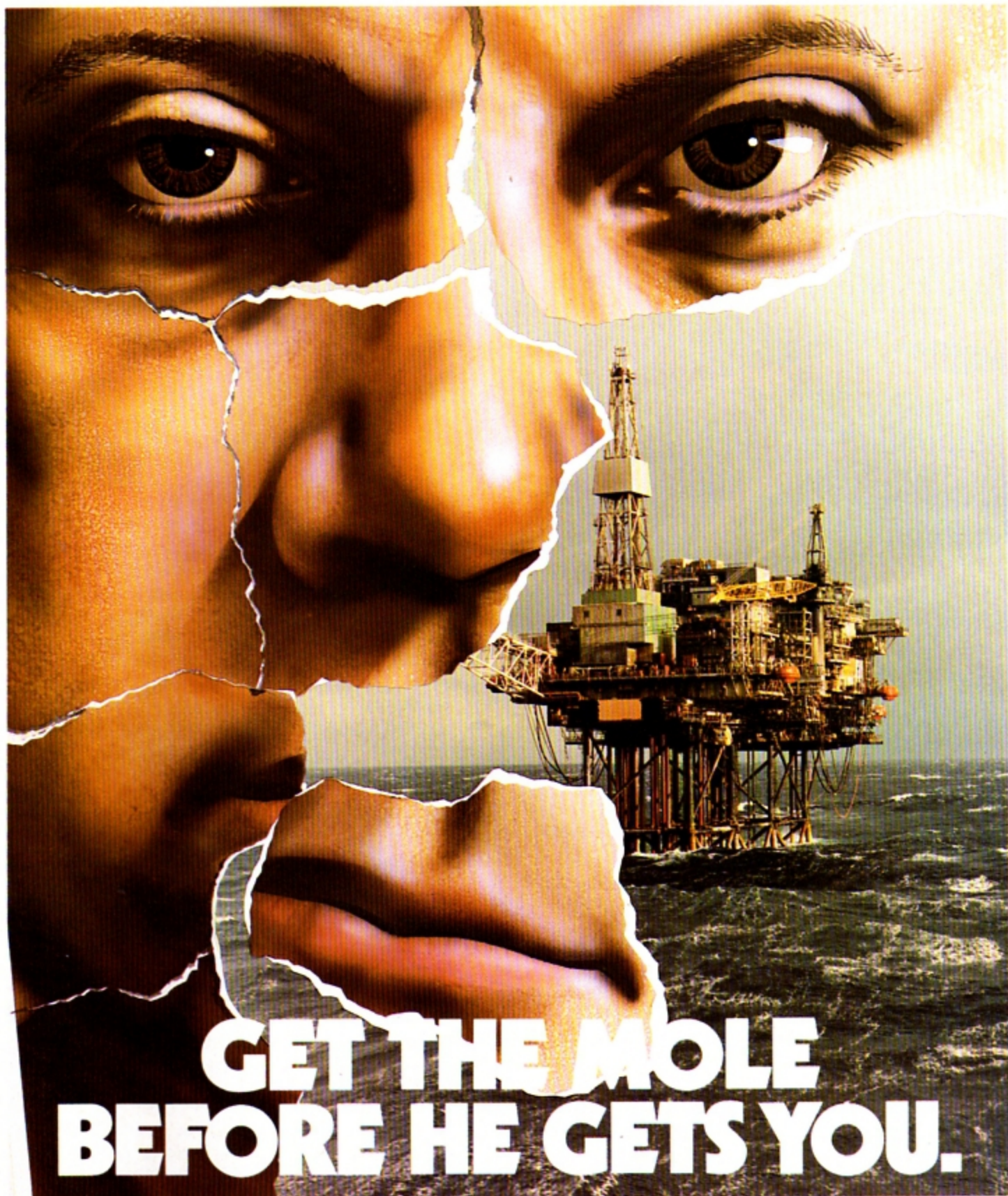
<b>250 init</b>	Initialisation routines. Sets up envelopes, VDU 23s, dimensions, initial variables and flags.
<b>430 screen</b>	Sets up screen display, colours, flash rate, positions of aliens, mines etc.
<b>810 man</b>	Controls man from keyboard input (NB GCOL 4.0 is used throughout to avoid complications due to overplotting etc).
<b>940 alien</b>	Moves aliens randomly. (The positions of all five aliens are worked out regardless of the number actually on screen to slow the game down in the earlier screens).
<b>1070 update</b>	Checks for fatal moves, running out of time, completing a screen.
<b>1180 win</b>	On completing a screen. New screen chosen, score given, new life if appropriate.
<b>1310 lose</b>	On losing a life.
<b>1420 escape</b>	On completing screen 31 and so finishing the game.
<b>1590 dead</b>	Another game?
<b>1690 start</b>	Offers the option of instructions.
<b>1780 instructions</b>	Game blurb and list of keys.
<b>2030 error</b>	Called if an error occurs.

```

10 REM
20 REM 'Escape from Pla
net Scargov'
30 REM
40 REM      Written f
or the
50 REM      ACORN ELE
CTRON
60 REM      by
70 REM      Ian M. B
rown
80 REM
90 MODE 1
100 PROCinit
110 PROCstart
120 MODE 5
130 REPEAT
140 PROCscreen
150 REPEAT
160 PROCman
170 PROCalien
180 PROCupdate
190 UNTIL lose OR win
200 IF win PROCwin ELSE P
ROClose
210 UNTIL dead OR escape
220 MODE 2
230 IF escape PROCescape
ELSE PROCdead
240 MODE 6:END
250 DEF PROCinit
260 ON ERROR MODE 6:PROCe
rror:END
270 ENVELOPE1,1,134,-213,
123,23,54,23,0,0,0,0,0
280 ENVELOPE2,1,1,-2,1,1,
1,1,0,0,0,0,0
290 VDU 23,224,255,195,16
5,153,153,165,195,255:REM #
ine
300 VDU 23,225,24,62,56,4
0,120,124,254,255:REM alien
310 VDU 23,226,56,56,18,2
54,56,40,40,100:REM man
320 #FX11,0
330 VDU23,1,0;0;0;0;
340 DIM ax%(5),ay%(5)
350 @Z=40905
360 score=0
370 dead=FALSE
380 escape=FALSE
390 nextaim=10000
400 screen=1
410 lives=3
420 ENDPROC
430 DEF PROCscreen
440 VDU 23,1,0;0;0;0;
450 safecol%=RND(6)
460 VDU 19,1,safecol%;0;
470 REPEAT fieldcol%=RND(
6):UNTIL fieldcol%<2 AND f
ieldcol%<5 AND fieldcol%<
safecol%
480 VDU 19,2,fieldcol%;0;
490 VDU 19,3,fieldcol%+8;
0;
500 #FX9,20
510 OSCLI"FX10,"+STR$(29-
(4*(screen MOD 8)))
520 win=FALSE:lose=FALSE
530 x%=64:y%=640
540 alien=screen DIV 8+2
550 FOR a%=1 TO alien
560 ax%(a%)=RND(13)*64+12
0
570 ay%(a%)=RND(12)*64+19
2
580 NEXT
590 #FX21,5
600 SOUND1,2,30,-1
610 COLOUR 1:PRINTTAB(5,2
8)"Time 1000"TAB(0,30)"Fie
ld ";screen TAB(12,30)"Live
s ";lives
620 VDU 5
630 GCOL 0,1:MOVE 0,200:M
OVE 1200,200:PLOT 85,0,976:
PLOT 85,1200,976
640 GCOL 0,2:MOVE 192,200
:MOVE 1016,200:PLOT 85,192,
976:PLOT 85,1016,976
650 FOR b%=1 TO 5*(screen

```

Turn to Page 55



**GET THE MOLE  
BEFORE HE GETS YOU.**

Available for B.B.C. Model "B",  
Electron, Spectrum and Commodore 64.  
Espionage is available from all leading  
High Street Stores and quality Computer  
Games Specialists.

price **£8.95**

Retailers contact Mr. Len Fisher on  
our telephone hot-line (0642) 227223.

**Espionage**

MODULAR RESOURCES LIMITED



**A GAME OF INTRIGUE & SKILL IN THE OIL BUSINESS.**

## BBC/ELECTRON PROFESSIONAL SOFTWARE

Our educational software is used in thousands of schools and homes throughout Great Britain.

**EDUCATIONAL 1** BBC/ELECTRON Tape £8.00 Disc £10.00  
Hours of fun and learning for children aged five to nine years. Animated graphics will encourage children to enjoy counting, maths, spelling and telling the time. The tape includes six programs: MATH 1, MATH 2, CUBECOUNT, SHAPES, SPELL and CLOCK.  
... 'An excellent mixture of games' ... Personal Software - Autumn 1983.

**EDUCATIONAL 2** BBC/ELECTRON Tape £8.00 Disc £10.00  
Although similar to Educational 1 this tape is more advanced and aimed at seven to twelve year olds. The tape includes MATH 1, MATH 2, AREA, MEMORY, CUBECOUNT and SPELL.

**FUN WITH NUMBERS** BBC/ELECTRON Tape £8.00 Disc £10.00  
These programs will teach and test basic counting, addition and subtraction skills for four to seven year olds. The tape includes COUNTING, ADDING, SUBTRACTION and an arcade type game called ROCKET MATHS which will exercise addition and subtraction. With sound and visual effects.  
"These are excellent programs which teachers on the project have no hesitation in recommending to other teachers." ... Computers in Classroom Project.

**FUN WITH WORDS** BBC/ELECTRON Tape £8.00 Disc £10.00  
Start your fun with alphabet puzzle, continue your play with VOWELS, learn the difference between THERE and THEIR, have games with SUFFIXES and reward yourself with a game of HANGMAN.  
... 'Very good indeed' ... A&B Computing - Jan/Feb 1984

**JIGSAW AND SLIDING PUZZLES** by P. Warner BBC/ELECTRON Tape £7.95 Disc £9.95  
There are two jigsaw and four sliding puzzles on a 3 x 3 and 4 x 4 grid. Each program starts off at an easy level to ensure initial success but gradually becomes harder. It helps children to develop spatial imagination and in solving problems. The tape includes: OBLONG, JIGSAW, HOUSE, NUMBERS, CLOWN and LETTERS.

**KON-TIKI** by J. Amos BBC Tape £12.95 Disc £14.95  
Simulation program based on Thor Heyerdahl's KON-TIKI expedition. Enjoy a journey on the KON-TIKI recording on a map the raft's position and entering notes in the logbook on creatures found, unusual events etc. Inclusive of booklet, background information, maps and fully supportive illustrated data sheets.


\*\*\*SPECIAL OFFER\*\*\*

Buy three titles and deduct £4.00


Add 50p p&p per order. Please state BBC or ELECTRON or 40 or 80 track for discs.

Golem Ltd, Dept ES, 77 Qualitas, Bracknell, Berks RG12 4QG. Tel: 0344 50720

# AZTEC



AZTEC is another lovely little graphics listing from DAVID DAVIES of West Glamorgan. Using random characters plotted into rectangles, the program creates intricate and colourful patterns which are fascinating to watch.



## AT COMSOFT WE'VE GOT IT ALL TAPED UP FOR ONLY £4.95!

EXCLUSIVELY  
AVAILABLE BY  
MAIL ORDER!

### SAS COMMANDER

Shoot terrorists, save hostages, restore freedom.

We are giving over 100 prizes away to the highest scorers! "Excellent. A very tempting game expertly produced and with all the refinements one come to expect" — Games Computing.

**CUSTARD PIE FIGHT** A hilarious game for one or two players that will literally have you falling over with laughter! "Title of the week." PCN

**SERPENTS LAIR** A graphical geographical adventure. "The use of graphics impressed me. I can see the whole family getting involved. A pleasant first adventure in every way." HCW

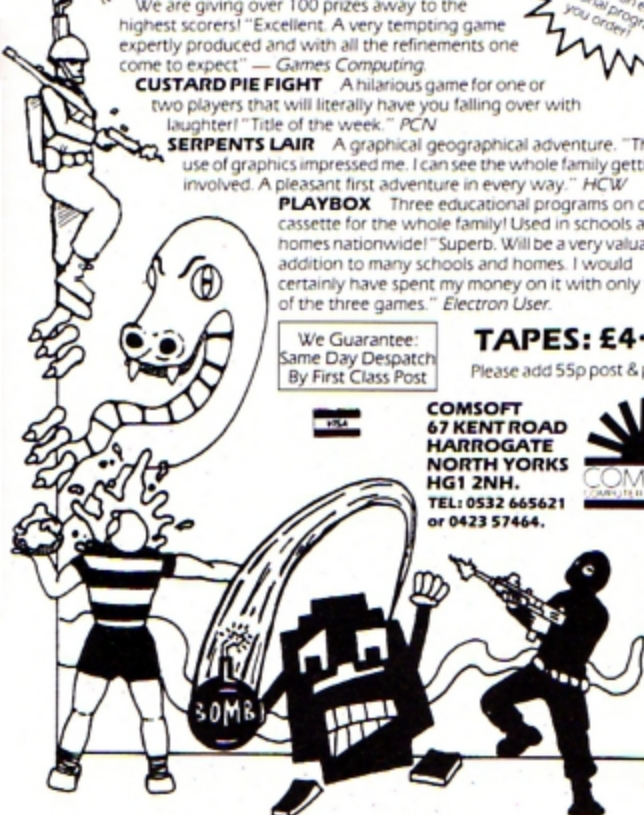
**PLAYBOX** Three educational programs on one cassette for the whole family! Used in schools and homes nationwide! "Superb. Will be a very valuable addition to many schools and homes. I would certainly have spent my money on it with only two of the three games." Electron User.

We Guarantee:  
Same Day Despatch  
By First Class Post

**TAPES: £4.95!**

Please add 55p post & packing

COMSOFT  
67 KENT ROAD  
HARROGATE  
NORTH YORKS  
HG1 2NH.  
TEL: 0532 665621  
or 0423 57464.



## Aztec listing

10 MODE 5	CHR\$ 224
20 REM ****AZTEC	190 NEXT NX
30 REM ***By David Davies	200 FOR OX=XX TO X2X
40 REM (C) ELECTRON USER	210 PRINT TAB(OX,Y2X)
50 MODE 2	CHR\$ 224
60 #FX9,250	220 NEXT OX
70 #FX10,250	230 FOR PY=YZ TO Y2Y
80 VDU 23,1,0;0;0;0	240 PRINT TAB(XY,PX)
90 CLS	CHR\$ 224
100 XX=RND(9)	250 NEXT PY
110 X2X=19-XX	260 FOR QX=YZ TO Y2Y
120 YX=RND(15)	270 PRINT TAB(X2X,QX)
130 Y2Y=31-YX	CHR\$ 224
140 VDU 23,224,RND(255)	280 NEXT QX
,RND(255),RND(255)	290 VDU 19,RND(3),RND(15)
,RND(255),RND(255)	,0,0,0
,RND(255),RND(255)	300 TX=INKEY(200)
,RND(255)	310 GOTO 100
150 COLOUR RND(4)-1	320 END
160 COLOUR RND(4)+127	
170 FOR NX=XX TO X2X	
180 PRINT TAB(NX,YX)	

This listing is included in this month's cassette tape offer. See order form on Page 47.

# SCRAPBOOK

SCRAPBOOK is the feature that contains a selection of all the short, simple programs sent in by our readers.

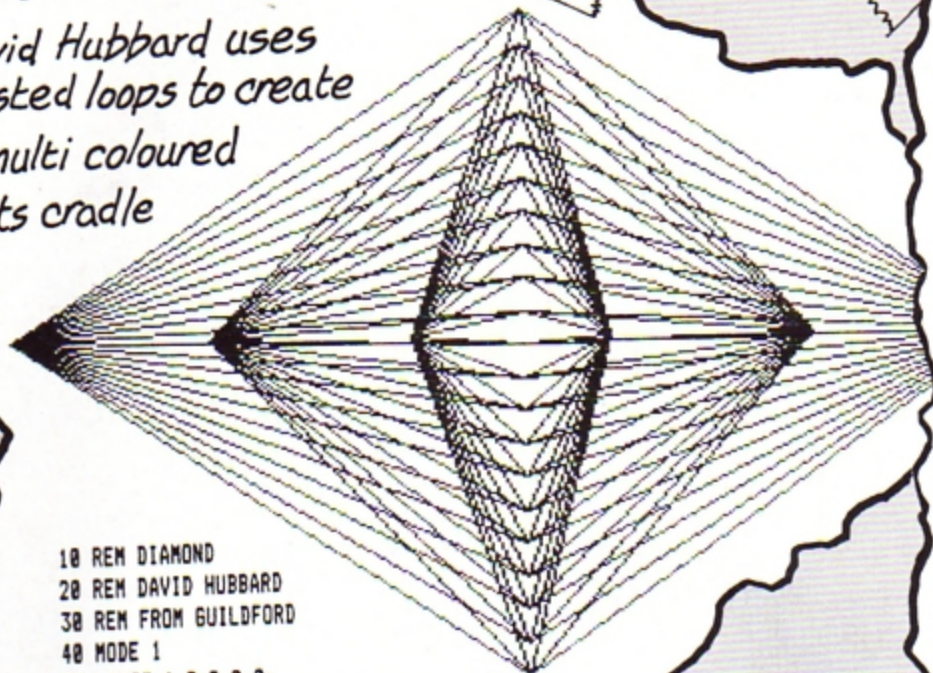
It's where we keep a record — in a scrap book, would you believe — of all the interesting little routines that don't end up in the Notebook or in Program Probe but are too good for us not to share.

This month it's very much a graphics show. Next month — who knows? It's up to you.

So if you enjoy messing about with your Electron and want to share your discoveries with other Electron users, send them in to us.

## DIAMOND

David Hubbard uses nested loops to create a multi coloured cats cradle



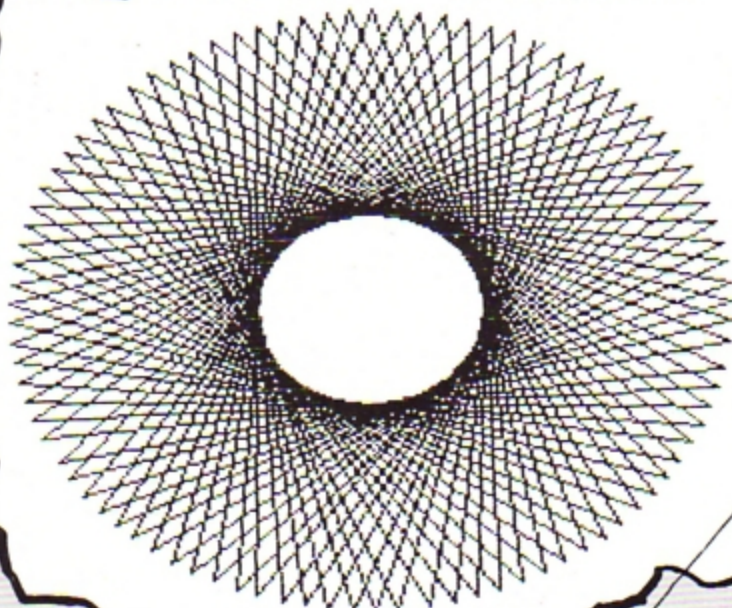
```
10 REM DIAMOND
20 REM DAVID HUBBARD
30 REM FROM GUILDFORD
40 MODE 1
50 VDU23,1,0;0;0;0;
60 FOR A=0 TO 1023 STEP
50
70 FOR B=0 TO 1279 STEP
250
80 GCOL 0,RND(3)
90 MOVE 640,A
100 DRAW B,512
110 NEXT B
120 NEXT A
130 REPEAT: UNTIL FALSE
```

## STAR

Tony Wearing uses trigonometry to give symmetry

```
10 REM STAR
20 REM TONY WEARING
30 REM HITCHIN,HERTS
40 MODE 4
50 VDU 19,2,7,0,0,0
60 VDU 19,1,0,0,0,0
70 VDU 23,1,0;0;0;0;
80 MOVE 600+450*SIN(1/2)
,500+450*COS(1/2)
90 FOR X=1 TO 470 STEP 5

100 M=600+450*SIN(X/2)
110 K=500+450*COS(X/2)
120 DRAW M,K
130 NEXT
140 REPEAT:UNTIL FALSE
```



Send your programs to  
Scrapbook, *Electron*  
User, 68 Chester Road,  
Hazel Grove, Stockport  
SK7 5NY.

# VDU 19

demonstrated by  
K. Parker

MODE 8

BACK TEXT

IX=0 JX=3

```
10 REM VDU 19 DEMONSTRAT
ION
```

```
20 REM K.PARKER
```

```
30 REM BRADFORD
```

```
40 FOR MX=0 TO 6
```

```
50 MODE MX
```

```
60 VDU23,1,0;0;0;0;
```

```
70 CLS
```

```
80 PRINT TAB(8,16) "MODE
```

```
";MX
```

```
90 FOR IX=0 TO 7
```

```
100 FOR JX=0 TO 7
```

```
110 VDU 19,0,IX;0;19,3,JX
```

```
:0;
```

```
120 PRINT TAB(8,20) "BACK
```

```
TEXT"
```

```
130 PRINT TAB(8,22) "IX=";
```

```
IX" JX=";JX
```


```
140 K=INKEY(150)
```

```
150 NEXT: NEXT
```

```
160 END
```

# MULTI COLOURED CUBE

Paul Simpson  
uses GCOL Ø  
to provide  
the colour  
changes



```
10 REM MULTI-COLOURED  
CUBE
```

```
20 REM PAUL SIMPSON
```

```
30 REM HARROGATE
```

```
40 MODE 5
```

```
50 REPEAT
```

```
60 VDU 23,1,0;0;0;0;
```

```
70 FOR x=1 TO 2000
```

```
80 FOR y=1 TO 2000
```

```
90 GCOL Ø,RND(15)
```

```
100 MOVE x,y
```

```
110 DRAW x,y
```

```
120 DRAW y,x-y
```

```
130 DRAW y,x+y
```

```
140 DRAW y,x+y
```

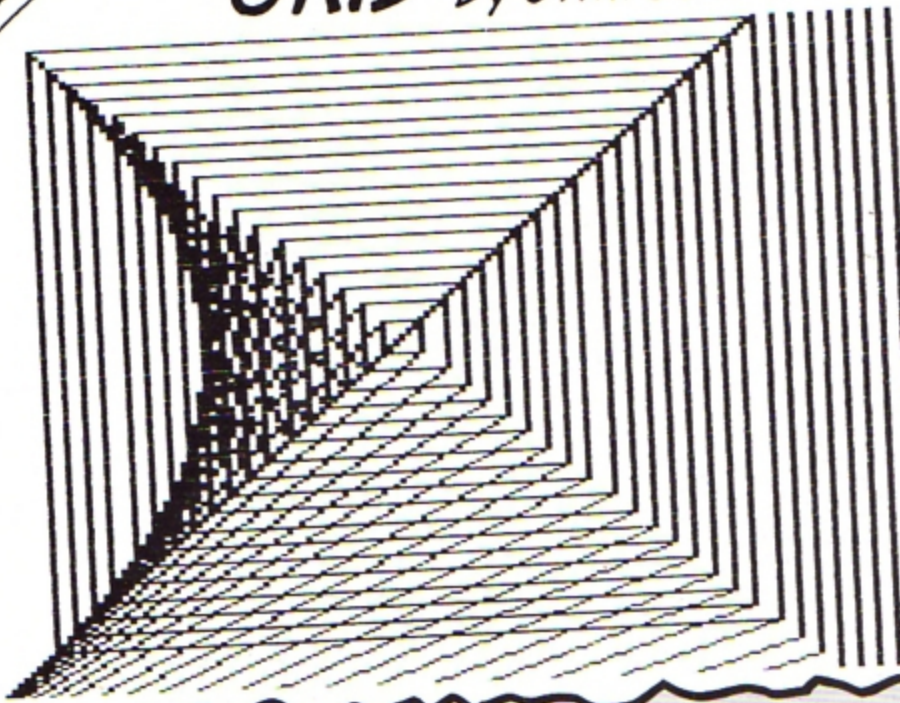
```
150 DRAW x,y+x
```

```
160 NEXT
```

```
170 NEXT
```

```
180 UNTIL FALSE
```

# GRID by J. M. Conlon



```
10 REM * WRITTEN BY *
```

```
20 REM * J.M.CONLON *
```

```
30 MODE 2
```

```
35 VDU 23,1,0;0;0;0;
```

```
40 A=100
```

```
50 B=1000
```

```
60 C=500
```

```
70 FOR L=1 TO 20
```

```
80 MOVE A,A
```

```
90 DRAW C,C
```

```
100 MOVE C,C
```

```
110 DRAW A,B
```

```
120 MOVE A,B
```

```
130 DRAW A,A
```

```
140 MOVE A,A
```

```
150 DRAW B,A
```

```
160 A=A+25
```

```
170 B=B-25
```


```
180 C=C-25
```

```
190 NEXT L
```

```
200 GCOL Ø,RND(7)
```

```
210 GOTO 70
```

# electron user




## Be one of the first to get each issue

A subscription will ensure you get your own personal copy **HOT OFF THE PRESSES** month after month for the next year.

Every owner of an Electron – and everyone thinking of buying one – needs to get *Electron User* every month. It's the brightest, most authoritative yet completely independent guide to a machine that has so much potential you will never tire of reading about its remarkable capabilities.

You can buy *Electron User* from your local newsagent or station bookstall. Or you can take out a 12 months subscription and have it delivered to you by post.



Complete set of our first four issues for only £2.00

Copies of all issues from February 1984 are still available at £1.25 each

### Your Electron needs protecting!

Protect your Electron with our luxury dust cover made of soft pliable water-resistant vinyl, bound with strong cotton and decorated with *Electron User* logo.

£3.95



### Keep your collection of *Electron User* complete with these handsome binders

Bound in attractive red pvc with the *Electron User* logo in gold blocking on the spine, this binder will hold 12 magazines firmly secured in place by metal rods. **£3.95**

# FREE

## Cassette worth £3.75 if you subscribe NOW!

If you take out a subscription to *Electron User* now you will receive completely free one of the monthly cassettes of *Electron User* listings. Choose which one you want from those illustrated below.

This free gift is for a limited period, so subscribe now!


### Cassette tapes of *Electron User* programs

Save typing in programs from *Electron User* by sending for these program-packed tapes.

**£3.75 each**



You can also take out a subscription for the 12 monthly tapes for £40.



# ORDER FORM

All prices include postage, packing and VAT, and are valid to February 22.

Please enter number required in box £ p

### *Electron User*

**annual subscription** UK £12   
 EIRE £13 (IR £16)   
 Overseas (Surface) £20   
 Overseas (Airmail) £40

Selected free cassette \_\_\_\_\_ (month)  
 Commence with \_\_\_\_\_ issue **TOTAL** \_\_\_\_\_

### *Electron User*

**introductory issues** Complete set of 4   
 £2.00 UK   
 £2.25 Overseas (Surface)  **TOTAL** \_\_\_\_\_

### *Electron User*

**back issues** February   
 £1.25 UK March   
 £1.50 Overseas (Surface) April   
 May   
 June   
 July   
 August   
 Sept   
 Oct   
 Nov   
 Dec

Airmail prices on application **TOTAL** \_\_\_\_\_

### *Electron User*

**tapes** 26 introductory programs   
 Lunar Lander February   
 Chicken March   
 Spacehike April   
 Rally Driver May   
 Money Maze June   
 Golf July   
 Castles of Sand August   
 Haunted House Sept   
 Breakfree Oct   
 Star Fighter Nov   
 Christmas Box Dec   
 Space Battle Jan

### *Cassette tape*

**annual subscription**   
 £40 (UK & Overseas)   
 Commence with \_\_\_\_\_ tape (state month) **TOTAL** \_\_\_\_\_

### *Dust Cover*

£3.95 (UK & Overseas)  **TOTAL** \_\_\_\_\_

### *Binder*

£3.95 UK   
 £5.00 Overseas  **TOTAL** \_\_\_\_\_

Payment: please indicate method (✓) **TOTAL** \_\_\_\_\_

- Access/Mastercharge/Eurocard
- Barclaycard/Visa
- American Express
- Card No. \_\_\_\_\_
- Expiry Date \_\_\_\_\_
- Cheque/PO made payable to Database Publications Ltd


Name \_\_\_\_\_  
 Address \_\_\_\_\_  
 \_\_\_\_\_  
 Signed \_\_\_\_\_

Send to: *Electron User*, FREEPOST, Europa House,  
 68 Chester Road, Hazel Grove, Stockport SK7 5NY.  
 (No stamp needed if posted in UK) Please allow 28 days for delivery

You can also order by phone

Don't forget to quote  
 your credit card  
 number and give  
 your full address

Telephone:  
**061-480 0171**  
 24 hours



```

10 REM THE GREAT CHEESE RACE
20 REM BASED ON AN IDEA BY SIMON FROST
30 REM AUTHOR RDG FROST
40 REM (C) ELECTRON USER
50 MODE 6
60 VDU 23;8202;0;0;0;
70 PROCIntro
80 MODE 5
90 PX=480
   QX=520
100 X1=520
   Y1=480
110 SCX=0
   POX=0
120 VDU 23,254,127,127,127,127,127,127
130 VDU 23,255,255,255,255,255,255,255
140 VDU 23,224,99,99,28,28,72,92,92,124
150 VDU 5
160 GCOL 0,2
170 FOR CHEESE=1 TO 12
180 MOVE RND(30)*40, RND(23)*40+100
   :VDU 254
190 NEXT
200 TIME = 0
210 REPEAT
220 GCOL 0,0
230 MOVE X1,Y1
   :VDU 255
240 MOVE PX,QX
   :VDU 255
250 IF INKEY (-105) THEN Y1=Y1-40
260 IF INKEY (-66) THEN QX=QX+40
270 IF INKEY (-73) THEN Y1=Y1+40
280 IF INKEY (-98) THEN QX=QX-40
290 IF INKEY (-104) THEN X1=X1+40
300 IF INKEY (-67) THEN PX=PX-40
310 IF INKEY (-103) THEN X1=X1-40
320 IF INKEY (-83) THEN PX=PX+40
330 GCOL 0,0
   :MOVE PX,QX
   :GCOL 0,3
   :MOVE X1,Y1
   :VDU 224
340 GCOL 0,0
   :MOVE PX,QX
   :VDU 255
   :GCOL 0,1
   :MOVE PX,QX
   :VDU 224
350 IF POINT(X1+50,Y1-30)=2
   OR POINT(X1+10,Y1+5)=2
   THEN SCX=SCX+1
   :GCOL 0,0
   :MOVE X1+50,Y1+20
   :MOVE X1+60,Y1+20
   :PLOT 85,X1-60,Y1-60
   :PLOT 85,X1+60,Y1-60
   :SOUND 1,-15,100,5
360 IF POINT(PX+50,QX-30)=2
   OR POINT(PX+10,QX+5)=2
   THEN POX=POX+1
   :GCOL 0,0
   :MOVE PX-60,QX+20
   :MOVE PX+60,QX+20
   :PLOT 85,PX-60,QX-60
   :PLOT 85,PX+60,QX-60
   :SOUND 1,-15,52,5
370 UNTIL SCX=6 OR POX=6
   OR SCX+POX=10
   OR TIME >4000
380 *FX15,0
390 MODE 6
400 VDU 19,0,4,0,0,0
410 PRINT *****TAB(2)"White scored ";SCX*****
   TAB(2)"Red scored ";POX*****TAB(2)"space bar for next game"
420 REPEAT UNTIL GET =32
   :VDU 20
   :GOTO 80
430 DEF PROCIntro
440 VDU 19,0,4,0,0,0
450 PRINT TAB(8,10)"THE GREAT CHEESE RACE"
460 J=INKEY (200)
   :CLS
470 PRINT ""This is a two player game in which""each mouse is trying to eat the""yellow pieces of cheese.""Player 1 has a red mouse moved with""A-up,Z-down,X-left,C-right."
480 PRINT ""Player 2 has a white mouse moved with""<-left,>-right,*-up,?-down."
490 PRINT ""The object is to score 6 before your""opponent.""Sometimes you will be lucky and will""score more than 1 for a piece of cheese."*****"Press space to start."
500 REPEAT UNTIL GET =32
510 CLS
520 VDU 20
530 ENDPROC

```

*This listing is included in this month's cassette tape offer. See order form on Page 47.*



Get set for the great

# CHEESE RACE

THE Great Cheese Race is a two player game written for the Electron by ROGER FROST.

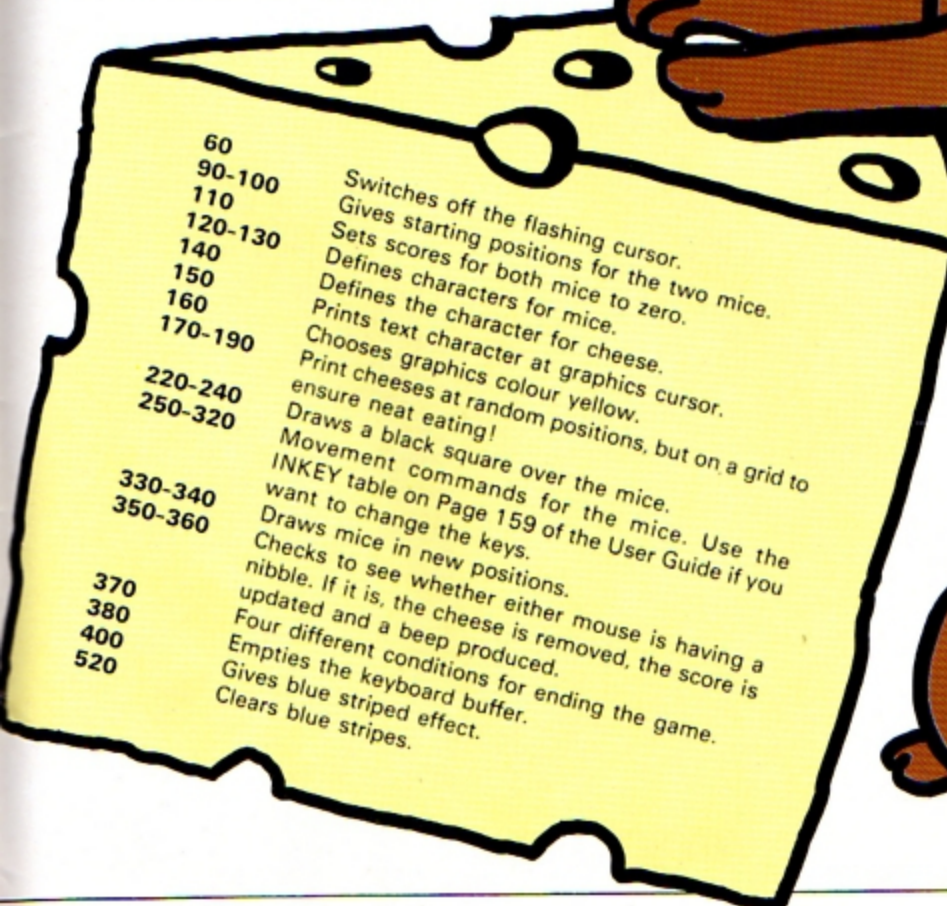

Each player controls a mouse, using the keyboard to guide the beastie to the yellow cheeses scattered around the screen.

Of course as soon as your mouse gets to a cheese it eats it.

You get a point for each cheese your creature eats – sometimes you get two, if you're lucky.

The first mouse to score six is the winner. And there are no cats to spoil your fun!

By  
**ROGER  
FROST**



# FIRST BYTE ELECTRON JOYSTICK INTERFACE

Printer Interface  
**OUT NOW**  
Uses normal BBC printer commands  
No software required!

**WORKS  
WITH  
MOST GAMES  
£19.95**




### ELECTRON JOYSTICK INTERFACE

Electron users! This is the add-on everyone wants. It's the new Electron switched joystick interface from First Byte - available now with free conversion tape that vastly extends your game range right away. The interface operates with all 'Atari-style' 9-pin joysticks, and its many advanced design features put it way out in front for quality and reliability. That's why, to date 15 major software houses are already bringing out games that work directly with the First Byte Electron Joystick Interface - and many more are sure to follow.

### Look at these advanced design features.

- Works with all 'Atari-style' 9-pin joysticks and utilises rapid-fire mode on Quickshot 2.
- Only 2 chips for ultra-high reliability and low power consumption ensuring safe operation with the Electron.



Custom-built, colour-co-ordinated case in high-impact plastic. Special fitments ensure that when the joystick is plugged in, the case takes the strain, not the soldered joints.

Gold-plated connectors ensure a perfect contact. Metal polarising key and nylon end caps ensure positive locking.

AVAILABLE FROM WHSMITH AND MOST COMPUTER DEALERS

MAIL ORDER FORM

Please rush me the following items:

First Byte Joystick Interfaces at £19.95 \_\_\_\_\_

First Byte Printer Interfaces at £34.95 \_\_\_\_\_

TOTAL \_\_\_\_\_

I enclose a cheque made payable to FBC Systems Ltd.,  
I wish to pay by  Access  Visa Expiry date \_\_\_\_\_

Card No.

Signed \_\_\_\_\_

Name \_\_\_\_\_

Address \_\_\_\_\_

\_\_\_\_\_

Tel \_\_\_\_\_



First Byte Computers,  
10, Castlefields,  
Main Centre, Derby.  
DE1 2PE  
Tel: Derby (0332) 365280

A GENUINE FIRST BYTE  
ADD-ON

**SPECIAL OFFER!**  
Deduct £1 per cassette when ordering 2 or more.

# TOP QUALITY SOFTWARE FOR THE ACORN ELECTRON

**ACORN ELECTRON**



**PERCY PENGUIN** £7.95  
The best version available for the Electron micro. Percy is trapped in an ice maze which is populated by the deadly Snobees. His only hope of survival is to squash them by hurling ice cubes at them. Unfortunately, whenever it seems that he has won, a deadlier breed appears. Hi-score, rankings, excellent graphics and sound.  
NEW RELEASE



**MR. WIZ** £7.95  
From the author of Percy Penguin, Mr. Wiz is a fast-action multi-scene game. Guide Mr. Wiz around the garden to eat the cherries whilst avoiding the evil gremlins. The gremlins can be killed by dropping apples on them or by throwing the crystal ball. Extra points can be gained by eating the magic mushroom, but beware...this is the home of the gremlins and makes them permanently furious! Sound effects and tunes, hi-score, rankings. Superb arcade-style action.  
NEW RELEASE



**CHESS** £7.95  
A highly versatile implementation of Chess. Play black or white against the computer or a human opponent. The skill level of the computer's play can be varied widely, and moves are entered either by co-ordinates, cursor control, or joystick control. Moves can be taken back if an error has been made, and the board can be modified at any time. Games can be "saved" or "loaded", and the last game can be replayed. The computer will, if requested, suggest your moves.  
NEW RELEASE



**CENTIBUG** £7.95  
The centibug descends from the top of the screen weaving intimidatingly between the mushrooms. Your objective is to shoot all the segments of the centibug before it reaches the bottom of the screen.  
Features include: spiders, snails, flies, 6 skill levels, hi-score, rankings, and increasing difficulty.



**ALIEN DROPOUT** £7.95  
A novel and unusual program. Arcade-action with this exciting multi-stage shooting game. The objective of the game is to shoot the aliens out of their "boxes" before the "boxes" fill up. Once full, the aliens fly down relentlessly, exploding as they hit the ground. The game features include: 6 skill levels, rankings, hi-score, increasing difficulty.



**STRANDED** £7.95  
An adventure game using hi-resolution full-colour graphics. You are stranded on a strange planet, and your mission is to return to civilisation and home. Many of the locations are shown graphically, including the spaceship, the cliffs, the mountains, and (if you succeed) your home. You must carefully explore your environment searching for hidden clues to help you in your quest.  
NEW RELEASE



**WORLD GEOGRAPHY** £7.95  
This program covers 166 countries which are divided into 8 categories of difficulty. Each country is pinpointed on an accurate hi-resolution screen map of the world, and the user is asked the capital and/or population. At the end of the test, the percentage of correct answers is given, so that the student can monitor his geographical knowledge.

## ALSO AVAILABLE:

INVADERS	£7.95	DISASSEMBLER	£7.95
FRUIT MACHINE	£7.95	DRAUGHTS	£6.95
CONSTELLATION	£7.95	REVERSI	£6.95

**DEALERS** - Our software is now available at all good dealers including: selected branches of W. H. Smith and Boots; all major computer dealers - Microstyle, Electronequip, 3D Computers, Computerama, GTM Computers, etc.; and our software is also available through all the major distributors, and directly from us.

**WE PAY UP TO 20% ROYALTIES FOR HIGH QUALITY BBC MICRO AND ELECTRON PROGRAMS.**



**SUPERIOR SOFTWARE LTD.**

Dept. EU8, Regent House,  
Skinner Lane, Leeds 7  
Tel: 0532 459453

## OUR GUARANTEE

- (1) All our software is available before we advertise.
- (2) All our software is despatched within 48 hours by first-class post.
- (3) In the unlikely event that any of our software fails to load, return your cassette to us and we will immediately send a replacement.

### 3-D HISTOGRAM

How good is the computer's random number generator?

press space

# RANDOM NUMBERS

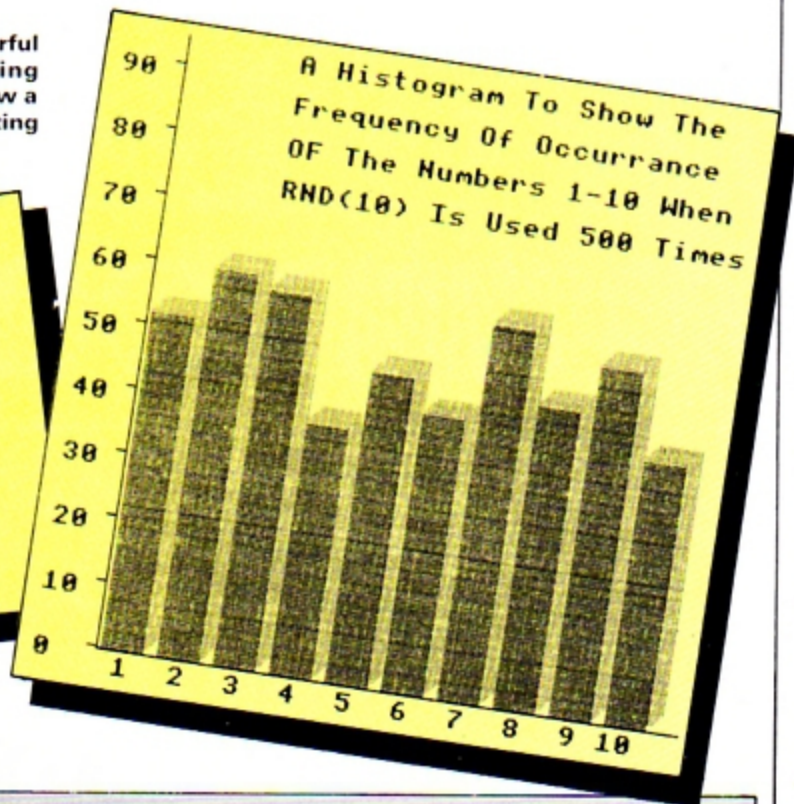
SO you thought the Electron picked numbers in a truly random fashion.

ROLAND WADDILOVE's 3D bar chart proves dif-

ferent - and in a colourful and thought provoking way. Does anyone know a better method of getting random numbers?

The computer picks a random number between 1 and 10 500 times.

A histogram is drawn showing how often each number is picked.



```
10REM 3-D GRAPH
20REM By R.A.Waddilove
30REM ELECTRON USER
40MODE 2
50PROCtitle
60MODE 1
70DIM box%(10)
80PROCdraw_axes
90FOR loop%=1 TO 50
100PROCrandom_numbers
110FOR number%=1 TO 10
120height%=box%(number%)*10
130PROCdraw_bar
140NEXT
150NEXT
160VDU 7
170END
180
190DEF PROCtitle
210VDU 5
220GCOL 0,4:MOVE 204,808
230PRINT"3-D HISTOGRAM"
240MOVE 200,804
250PRINT"3-D HISTOGRAM"
260GCOL 0,7:MOVE 196,800
270PRINT"3-D HISTOGRAM"
280VDU 4
290VDU 23,1,0;0;0;0;

300PRINTTAB(2,8)"-----
----"
310COLOUR 3
320PRINT"" How good is th
e"" computer's"" ran
dom number"" generator?"
330COLOUR 6
340PRINT"" press space
"
350REPEAT UNTIL GET$=" " : V
DU7
360CLS : COLOUR 3
370PRINT"" The computer p
icks"" a random number""
between 1 and 10"" 500 t
imes."
380PRINT"" A histogram is
"" drawn showing how"" aft
en each number"" is pick
ed."
390COLOUR 1
400PRINT""press space to s
tart"
410REPEAT UNTIL GET$=" " : V
DU 7
420ENDPROC
430
440DEF PROCdraw_bar
450GCOL 0,2
460MOVE x%+72,0
470MOVE x%,0
480PLOT 85,x%+72,height%
490PLOT 85,x%,height%
500GCOL 0,1
510MOVE x%+24,height%+24
520PLOT 85,x%+72,height%
530PLOT 85,x%+96,height%+24
540PLOT 85,x%+72,0
550PLOT 85,x%+96,24
560x%=x%+96
570ENDPROC
580
590DEF PROCrandom_numbers
600FOR boxes%=1 TO 10
610n%=RND(10)
620box%(n%)=box%(n%)+1
630NEXT
640x%=4
650ENDPROC
660
670DEF PROCdraw_axes
680VDU 19,0,4;0;
700VDU 29,132;52;
710MOVE -4,1000
720DRAW -4,-4 : DRAW 1100,-4
730VDU5
740FOR scale%=0 TO 900 STEP
100
750MOVE -112,scale%
760PRINT;scale% DIV 10
770MOVE -20,scale%
780DRAW -8,scale%
790NEXT
800MOVE 24,-16
810PRINT"1 2 3 4 5 6 7
8 9 10"
820VDU 4
830VDU 23,1,0;0;0;0;
840PRINT TAB(10,1)"A Histoqr
am To Show The";TAB(10,3)"Freq
uency Of Occurrance";TAB(10,5)
"OF The Numbers 1-10 When";TAB
(10,7)"RND(10) Is Used 500 Tim
es"
850VDU30
860ENDPROC
```

This listing is included in this month's cassette tape offer. See order form on Page 47.

## Claypigeons listing

### From Page 25

```

250 VDU24,150;300;1100;90
0;
260 COLOUR 2:score%=0:clay%
y%=0
270 PRINTTAB(1,1)"Score "
:score%;TAB(10,1)"Clays ";
clay%;
280 sx%=200;sy%=350;osx%=
sx%;osy%=sy%
290 REM The next instruct
ion sets up
300 REM the number of cla
ys per game.
310 FOR numberofclays%=1T
050
320 shoot%=0:hit%=0:PROCC
lay
330 NEXT
340 MODE1:VDU23,1,0;0;0;0
;
350 PROCsort:PRINTTAB(2,2
5)"Another game (Y/N)";
360 yn%=GET$:IF yn%="N" C
LS:PRINTTAB(15,15)"Sve far
now";VDU5:END
370 IF yn%="Y" VDU5:GOTO1
70
380 GOTO360
390 :
400 DEFPROCclay
410 REM This procedure se
ts up the
420 REM random flight pat
h for each
430 REM clay and propels
it.
440 TIME=0:REPEAT UNTIL T
IME>100+RND(5000):VDU5
450 start%=RND(580)+320:e
nd%=RND(580)+320:inc%=(end%
-start%)/DIV61
460 dir%=RND(2):IFdir%=2
dir%=-16:x%=1000:GOTO480
470 x%=140:dir%=16
480 y%=start%:osx%=x%:oy%=
y%
490 VDU4:PRINTTAB(1,28)SP
C(19);
500 clay%=clay%+1:PRINTTA
B(10,1)"Clays ";clay%;VDU5
510 SOUND&11,1,20,3
520 FORdelay=1TO1000:NEXT
530 FORJ%=1TO62
540 GCOL0,1:MOVEosx%,oy%:V
DU224
550 GCOL0,7:MOVEx%,y%:VDU
224
560 PROCshoot
570 osx%=x%:oy%=y%
580 x%=x%+dir%:y%=y%+inc%
590 NEXT
600 GCOL0,1:MOVEsx%,sy%:V
DU 225:sx%=200:sy%=350
610 IF shoot%=0 VDU4:PRIN
TTAB(1,28)"Too slow ":VDU5
620 ENDPROC
630 :
640 DEFPROCshoot
650 REM This procedure en
ables the gun
660 REM sight to be moved
and a shot
670 REM to be fired.One s
hot only is
680 REM allowed per clay.
690 GCOL0,1:MOVEosx%,osy%
:VDU 225
700 GCOL0,7:MOVEsx%,sy%:V
DU 225
710 osx%=sx%:osy%=sy%
720 IF shoot%=1 GOTO740
730 IFINKEY(-99) shoot%=1
:GCOL0,0:MOVE150,300:PLOT21
,sx%+32,sy%-16:SOUND1,2,150
,3:PLOT21,1100,300:GCOL0,1:
:PLOT21,sx%+32,sy%-16:PLOT2
1,150,300:PROCcheck:ENDPROC
740 IFINKEY(-67)sx%=sx%+2
4
750 IFINKEY(-98)sx%=sx%-2
4
760 IFINKEY(-73)sy%=sy%+1
6
770 IFINKEY(-105)sy%=sy%-
16
780 ENDPROC
790 :
800 DEFPROCcheck
810 REM This procedure ch
ecks the
820 REM position of the c
lay and sight
830 REM when a shot has b
een fired.It
840 REM also prints rando
m messages.
850 IFsx%<(x%+16 AND sx%)x
%-16 GOTO870
860 GOTO880
870 IFsy%<(y%+16 AND sy%)y
%-16 hit%=1:score%=score%+1
:VDU4:PRINTTAB(1,1)"Score "
:score%;VDU5:PROCCexplode
880 message%=RND(3)
890 IF message%=3GOTO970
900 IFscore%=0mess%=1:GOT
0940
910 IF score%>10 DIV clay
%>7 mess%=10:GOTO940
920 IF score%>10 DIV clay
%>3 mess%=6:GOTO940
930 mess%=2
940 messno%=RND(2)+mess%
950 IF hit%=1 messno%=mes
sno%+2
960 VDU4:PRINTTAB(1,28)co
m$(messno%):VDU5
970 ENDPROC
980 :
990 DEFPROCCexplode
1000 REM This procedure ex
plodes the
1010 REM clay if it has be
en hit.
1020 GCOL0,1:MOVEsx%,sy%:V
DU 225
1030 GCOL0,1:MOVEx%,y%:VDU
224
1040 SOUND0,-15,14,15
1050 FORI%=4TO16STEP4
1060 GCOL0,7:MOVEx%+I%,y%+
I%:VDU 227
1070 MOVEx%-I%,y%+I%:VDU 2
27
1080 MOVEx%+I%,y%-I%:VDU 2
27
1090 MOVEx%-I%,y%-I%:VDU 2
27
1100 FOR delay%=1TO10:NEXT
1110 GCOL0,1:MOVEx%+I%,y%-
I%:VDU 227
1120 MOVEx%-I%,y%+I%:VDU 2
27
1130 MOVEx%+I%,y%-I%:VDU 2
27
1140 MOVEx%-I%,y%-I%:VDU 2
27
1150 NEXT
1160 TIME=0:REPEAT UNTIL T
IME>100
1170 J%=62:GCOL0,1:MOVEx%,
y%:VDU 226
1180 ENDPROC
1190 :
1200 DEFPROCsort
1210 REM This procedure in
vites the
1220 REM last player to ty
pe his/her
1230 REM name if the score
is in the
1240 REM top 6 scores then
lists the
1250 REM 6 highest scores
in order.
1260 PRINTTAB(2,1)"Score =
";score%;
1270 PRINTTAB(2,3)"Highest
scores";
1280 PRINTTAB(2,4)"=====
=====";
1290 FOR I%=1TO6
1300 IFscore%>hs%(I%)GOTO
1330
1310 NEXT
1320 GOTO1410
1330 FOR J%=6 TO I%+1 STEP
-1
1340 hs%(J%)=hs%(J%-1)
1350 name$(J%)=name$(J%-1)
1360 NEXT
1370 hs%(I%)=score%
1380 PRINTTAB(1,6)"Type yo
ur name";
1390 #FX15,0
1400 INPUT name$(I%)
1410 #FX4,1
1420 PRINTTAB(0,6)SPC(39):
line%=6
1430 FORI%=1TO6
1440 line%=line%+2
1450 PRINTTAB(2,line%)name
$(I%);TAB(18,line%)hs%(I%);
1460 NEXT
1470 ENDPROC
1480 :
1490 REM The following DAT
A statements
1500 REM can be altered to
any suitable
1510 REM messages,but only
19 letters.
1520 DATA No score yet!
1530 DATA Missed
1540 DATA Not too good
1550 DATA Hopeless
1560 DATA That's better
1570 DATA You've woken up!
1580 DATA Too hard for you
?
1590 DATA Are you trying?
1600 DATA Keep trying
1610 DATA You can do it!
1620 DATA Momentary lapse?
1630 DATA Too confident?
1640 DATA Dead eye Dick
1650 DATA Are you Wyatt Ea
rp?
1660 :

```

*This listing is included in this month's cassette tape offer. See order form on Page 47.*

**Easy Programming for the Electron Eric Deeson £5.95**  
For newcomers to computing, the author starts at basics and instructs the beginner in a lighthearted but informative manner in the intricacies of the micro - Electron User.

**£5.95**

**Electron Assembly Language Bruce Smith £7.95**  
This book will open a whole new world to the basic programmer - Electron User, by gently introducing assembly language programming. The hidden depths of your Electron can be tapped when you learn all about the use of the machine's built in assembler, and full explanations of the operating system. You will be amazed by the results!

**£7.95**



Shiva titles are available from branches of Boots, Menzies, W.H. Smith, bookshops, computer shops and department stores. In case of difficulty, please write to: SHIVA PUBLISHING LTD, FREEPOST, 64 Welsh Row, Nantwich, Cheshire CW5 5BR. Telephone orders welcome: 0270 628272 (24 hrs/7 days) Telex: 367258 (GASEOP)

## 4 GREAT PROGRAMS

for BBC and ELECTRON from

Superb Quality Software



**MONEYWISE £9.95**  
A sophisticated yet user-friendly personal/home money management system based on TWO main accounts with extensive ANALYSIS BUDGET forecasts, ANNUAL summary and 3D BAR CHARTS Other facilities - SAVE to DISC, PASSWORD protected files, PRINTOUTS of all accounts and bar charts.



**POLAR PERILS £7.95**  
A 100% m-code multi-screen arcade/adventure game set in very HOSTILE Arctic wastes. No gun - just your WITS, SPEAR and KAYAK for survival against polar BEARS and other sub-zero HAZARDS including treacherous ice sheet and ICEBERGS.

**SUPERGOLF £7.50**  
Amazingly realistic! - the ball SPEEDS into the air, slows, CURVES down and ROLLS. BUNKERS, water, D.O.B and a variable GUSTING WIND to cope with! Up to 4 players with SCORE CARD for each!



**TRAFALGAR £8.00**  
Command your own fleet! BATTLE plan individuals to sea level for individual engagements! CANNONBALLS smash HULLS and sails! Magazines EXPLODE! Ships SINK! FIRE ships drift towards you! FLAGS are struck! PRIZES taken!

**BUY TWO - DEDUCT 20%**

All programs available on 40T disc - add £2.00

# SQUIRREL SOFT

MU Dept B.  
4 BINDLOSS AVENUE, ECCLES, MANCHESTER M30 0DU  
24 Hour answering service - 061-789 4120

Cheques, P.O.s Same day despatch

# FOR CONNOISSEURS OF ACTION, LEISURE OR LEARNING

BBC Electron

**ANSWER BACK Sports Game £9.95**  
(ages 14 and over)  
Challenge the KOSMOS team at football or tennis. But be warned, we don't lose easily...  
- NEW RELEASE  
Whatever your sport, this program probably knows a lot more than you do!

**ANSWER BACK Junior £9.95**  
(ages 6 to 11)  
Defeat the dragon and save the princess of KOSMOS Castle...  
- a superb program with vast potential... (A & B Computing, November 1984)



**ANSWER BACK Senior £9.95**  
(ages 12 and over)  
Outwit the KOSMOS robot and destroy the alien invaders...  
- superb program... (Personal Computing Today, October 1984)

**IDENTIFY EUROPE £7.95**  
(for all ages)  
Solve the European jigsaw puzzle by land or sea...  
- NEW RELEASE Discover Europe without leaving your home!

The IDENTIFY EUROPE program provides a fascinating way of discovering and learning the geography of Europe. The program will provide hours of amusement for all the family and everyone is sure to benefit from it.

The ANSWER BACK series needs little introduction. Each program combines a massive wealth of information with a fascinating and compelling game. The Senior and Junior quizzes each contain 750 questions and 3000 optional answers on General Knowledge. The Sports program is even larger containing a mind-bending 800 questions on Sport and two high-speed machine code games - Football and Tennis. But that's not all. For quiz fans, full facilities are provided for creating and saving new quizzes or modifying those supplied - and you don't need to be a programmer!

KOSMOS SOFTWARE LTD  
1 Pilgrims Close, Harlington, DUNSTABLE, Beds. LU5 6LX  
Tel. (05255) 3942



Dealers, contact Lightning, Microdeal, Proteus or Tiger.

Please supply the following programs for the BBC/Electron computer

ANSWER BACK Sport @ £9.95  ANSWER BACK Junior @ £9.95   
IDENTIFY EUROPE @ £7.95  ANSWER BACK Senior @ £9.95

Mr/Mrs/Miss .....  
Address .....  
Postcode .....

Orders are normally despatched within 48 hours

KOSMOS SOFTWARE LTD, 1 Pilgrims Close, Harlington, DUNSTABLE, Beds. LU5 6LX Tel. (05255) 3942

# Planet Scargov listing

## From Page 41

```

MOD 8+1)
660 bx%=RND(13)*64+128
670 by%=RND(12)*64+192
680 GCOL 0,3:MOVE bx%,by%
:VDU 224
690 NEXT
700 GCOL 0,0:MOVE 184,192
:DRAW 184,976:MOVE 1824,192
:DRAW 1824,976
710 MOVE 1096,888:PLOT 0,
0,-48:PLOT 81,48,48:PLOT 81
,0,-48:PLOT 1,16,-48:PLOT 1
,16,0
720 PLOT 0,-112,0:PLOT 1,
16,0:PLOT 1,16,48:PLOT 0,0,
48:PLOT 0,48,0:PLOT 81,-24,
88
730 GCOL 4,0:MOVE x%,y%:V
DU 226
740 FOR a%=1 TO alien
750 MOVE ax%(a%),ay%(a%):
VDU 225
760 NEXT
770 VDU 4
780 #FX21,5
790 TIME=0
800 ENDPROC
810 DEF PROCman
820 key=INKEY0:IF key=-1
ENDPROC
830 #FX21,0
840 VDU 5
850 MOVE x%,y%:VDU 226
860 IF key=90 AND x%>64 x
%=x%-64
870 IF key=88 x%=x%+64
880 IF key=47 AND y%>304
y%=y%-64
890 IF key=58 AND y%<960
y%=y%+64
900 SOUND1,-1,x% DIV 5.2
910 MOVE x%,y%:VDU 226
920 VDU 4
930 ENDPROC
940 DEF PROCalien
950 VDU 5
960 FOR a%=1 TO 5
970 IF a%=(alien MOVE ax%
(a%),ay%(a%):VDU 225
980 rnd%=RND(5)
990 IF rnd%=1 AND ax%(a%
)>192 ax%(a%)=ax%(a%)-64
1000 IF rnd%=2 AND ax%(a%
)<960 ax%(a%)=ax%(a%)+64
1010 IF rnd%=3 AND ay%(a%
)>272 ay%(a%)=ay%(a%)-64
1020 IF rnd%=4 AND ay%(a%
)<912 ay%(a%)=ay%(a%)+64
1030 IF a%=(alien MOVE ax%
(a%),ay%(a%):VDU 225
1040 NEXT
1050 VDU 4
1060 ENDPROC
1070 DEF PROCupdate
1080 time%=1000-TIME
1090 IF time%<100 SOUND1,-
1,250,1
1100 IF time%<0 time%=0:lo
se=TRUE
1110 PRINTTAB(10,28)time%
1120 IF x%>960 win=TRUE
1130 FOR a%=1 TO alien
1140 IF x%=ax%(a%) AND y%=
ay%(a%) lose=TRUE
1150 NEXT
1160 IF POINT(x%,y%)=3 los
e=TRUE
1170 ENDPROC
1180 DEF PROCwin
1190 SOUND 1,1,25,-1
1200 #FX10,0
1210 COLOUR 3
1220 PRINTTAB(0,30)"Field
";screen;" crossed! ";
1230 score=score+time%*ali
en
1240 PRINTTAB(0,28)"Score
";score;SPC10
1250 IF screen=31 escape=T
RUE
1260 IF score>nextaim live
s=lives+1:nextaim=nextaim+1
0000
1270 TIME=0:REPEAT UNTIL T
IME>250
1280 screen=screen+1
1290 CLG
1300 ENDPROC
1310 DEF PROClose
1320 #FX9,2
1330 #FX10,2
1340 VDU 19,2,15;0;
1350 VDU 19,1,8;0;
1360 SOUND 0,-1,RND(3)+3,-
1
1370 lives=lives-1
1380 IF lives=0 dead=TRUE
1390 TIME=0:REPEAT UNTIL T
IME>150
1400 CLG
1410 ENDPROC
1420 DEF PROCescape
1430 VDU 23,1,0;0;0;0
1440 #FX9,2
1450 #FX10,20
1460 w%="CONGRATULATIONS!"
1470 FOR r%=1 TO LENw%
1480 COLOUR r% MOD 6+9
1490 PRINTTAB(1+r%,10)MID$
(w%,r%,1)
1500 NEXT
1510 COLOUR 3
1520 PRINT""Scargov is de
feated!"
1530 COLOUR 5
1540 PRINT""# YOU HAVE ES
CAPED #!"
1550 COLOUR 6
1560 PRINT"" (You scored "
;score;)"
1570 REPEAT UNTIL 0
1580 ENDPROC
1590 DEF PROCdead
1600 VDU 23,1,0;0;0;0;
1610 #FX21,5
1620 PRINTTAB(5,12)"D E A
D !"
1630 PRINTTAB(0,15)"You sc
ored ";score
1640 PRINTTAB(0,20)"Anothe
r go (Y/N)?";
1650 REPEAT key%=GET:UNTIL
key%=78 OR key%=89
1660 IF key%=89 RUN
1670 #FX12,0
1680 ENDPROC
1690 DEF PROCstart
1700 COLOUR 3
1710 PRINTTAB(7,2)"Escape
from Planet Scargov"
1720 COLOUR 1
1730 PRINTTAB(12,5)"by Ia
n M. Brown"
1740 PRINTTAB(2,14)"Instru
ctions (Y/N)? "
1750 REPEAT key%=GET:UNTIL
key%=78 OR key%=89
1760 IF key%=89 PROCinstru
ctions
1770 ENDPROC
1780 DEF PROCinstructions
1790 PRINTTAB(14,30)"Press
Space"
1800 VDU 28,0,28,39,8
1810 COLOUR 2
1820 PRINT"" Marooned fo
r some unknown reason on""
"the distant PLANET SCARG
OV, you find""that the o
nly way of escape is across
a"
1830 PRINT""system of mine
fields, layed down by the"
"EVIL EMPEROR before the
government of""the plane
t overthrew him."
1840 PRINT"" Legend ha
s it that there are 31"
"separate minefields, all
of which you""must cros
s to reach a waiting spaces
hip""at the other side."
1850 REPEAT UNTIL GET=32
1860 CLS
1870 PRINT"" You must
negotiate each minefield"
"by avoiding the flashing
MINES to reach""the other
side."
1880 PRINT"" You will
also find a number of"
"dangerous ALIENS scroungi
ng about on the""minefield
s - avoid contact with thes
e."
1890 PRINT"" You have o
nly a short time to cross"
"each minefield before it
detects you and""destroys
the whole area!"
1900 REPEAT UNTIL GET=32
1910 CLS
1920 PRINTTAB(18)"KEYS"
1930 PRINTTAB(15,4)"Z --
left"
1940 PRINTTAB(15,6)"X --
right"
1950 PRINTTAB(15,8)": --
up"
1960 PRINTTAB(15,10)"/ --
down"
1970 PRINT""TAB(1);CHR$224
;" mine";SPC10;CHR$225;" al
ien";SPC10;CHR$226;" you"
1980 COLOUR 3
1990 PRINTTAB(10,19)"G O
D L U C K !"
2000 REPEAT UNTIL GET=32
2010 ENDPROC
2020 :
2030 DEF PROCerror
2040 #FX12,0
2050 PRINT"
2060 REPORT:PRINT" at line
";ERL'
2070 ENDPROC

```

*This listing is included in this month's cassette tape offer. See order form on Page 47.*

## Space Battle listing

### From Page 15

```

,J
1790REM ***** missile ****
*
1800DATA 32,32,32,32,32,32
,0,0,64,64,64,64,64,64,0,0
1810REM ***** colours ****
*
1820DATA 1,3,4, 3,7,1, 3,6
,1, 1,3,2, 1,3,5, 5,3,1, 3,
5,1, 2,7,6, 6,3,2, 6,3,4
1830
1840DEF PROCAssemble
1850RESTORE 1720
1860FOR IX=0 TO 79
1870READ JX:IX?&900=JX
1880NEXT
1890aliendata=&900:explosi
ondata=&920
1900basedata=&930:missiled
ata=&940
1910position=&950:sound2=&
AIA
1920!sound2=&FFF10010:soun
d2!4=&000A0004
1930osbyte=!&20A AND &FFFF
1940osword=!&20C AND &FFFF
1950oswrch=!&20E AND &FFFF
1960temp=&70:base=&72:alie
n=&74
1970rnd=&76:dead=&79:missi
le=&7A
1980count=&7C:speed=&7D:sc
ore=&7E
1990time=&80:sound1=&85
2000!sound1=&00010001:soun
d1!4=&00020078
2010FOR pass=0 TO 2 STEP 2
2020PX=HINEM
2030[ OPT pass
2040LDA #&40:STA temp
2050LDA #&5E:STA temp+1
2060JSR fx19
2070LDX #50
2080.loop1
2090LDY #31
2100.loop2
2110LDA aliendata,Y:STA (t
emp),Y
2120DEY
2130BPL loop2
2140CLC
2150LDA temp:ADC #32:STA t
emp
2160LDA temp+1:ADC #0:STA
temp+1
2170DEX
2180BNE loop1
2190LDA #&98:STA base
2200LDA #&76:STA base+1
2210LDY #15
2220.loop1
2230LDA basedata,Y:STA (ba
se),Y
2240DEY
2250BPL loop1
2260LDA #RND(255):STA rnd
2270LDA #0:STA dead \dead
=false
2280LDA #100:STA count \al
iens left
2290LDA #0:JSR wait
2300LDA #100:JSR wait
2310
2320\main program loop
2330.mp
2340JSR fire
2350JSR movebase
2360JSR movealiens
2370LDA speed:JSR wait
2380LDA dead
2390BNE end
2400JSR movebase
2420LDA speed:JSR wait
2421JSR movebase
2422JSR movealiens
2423LDA speed:JSR wait
2430LDA count
2440BEQ return
2450LDA dead
2460BEQ no
2470.end
2480JSR landed
2490.return
2500RTS
2510
2520.movealiens
2530JSR fx19
2540LDX #198
2550.alienloop1 \get addr
ess
2560LDA position,X:STA ali
en
2570LDA position+1,X:STA a
lien+1
2580BEQ aliennext \if blow
n up
2590LDY #0
2600LDA (alien),Y:CMP #85
2610BEQ alienok \if not e
xploding
2620TYA:STA position+1,X
2630LDY #15 \erase explos
ion
2640.alienloop3
2650STA (alien),Y
2660DEY
2670BPL alienloop3
2680JMP aliennext
2690.alienok
2700LDA rnd \random numb
er in Y
2710AND #&48:ADC #&38
2720ASL A:ASL A
2730ROL rnd+2:ROL rnd+1:RO
L rnd
2740LDA rnd:AND #7:ASL A:T
AY
2750LDA table1,Y:STA temp
2760LDA table1+1,Y:STA tem
p+1
2770JMP (temp) \on y goto
...
2780.alienprint
2790LDA temp+1:CMP #&58 \
off top ?
2800BMI aliennext
2810LDY #15
2820LDA (temp),Y
2830BNE aliennext \if some
thing there
2840.alienloop2 \move ali
en
2850LDA (alien),Y:STA (tem
p),Y
2860LDA #0:STA (alien),Y
2870DEY
2880BPL alienloop2
2890LDA temp:STA position
,X
2900LDA temp+1:STA positio
n+1,X
2910CMP #&76 \landed ?
2920BMI aliennext
2930INC dead
2940.aliennext \decreant
loop
2950DEX:DEX:CPX #254 \fini
shed ?
2960BNE alienloop1
2970RTS \end move alien
subroutine
2980.table1
2990EQUW zero
3000EQUW one
3010EQUW two
3020EQUW three
3030EQUW four
3040EQUW five
3050EQUW six
3060EQUW seven
3070.zero
3080CLC \add 16
3090LDA alien:ADC #16:STA
temp
3100LDA alien+1:ADC #0:STA
temp+1
3110JMP alienprint
3120.one
3130CLC \add &150
3140LDA alien:ADC #&50:STA
temp
3150LDA alien+1:ADC #&1:ST
A temp+1
3160JMP alienprint
3170.two
3180CLC \add &140
3190LDA alien:ADC #&40:STA
temp
3200LDA alien+1:ADC #&1:ST
A temp+1
3210JMP alienprint
3220.three
3230CLC \add &130
3240LDA alien:ADC #&30:STA
temp
3250LDA alien+1:ADC #&1:ST
A temp+1
3260JMP alienprint
3270.four
3280SEC \sub 16
3290LDA alien:SBC #16:STA
temp
3300LDA alien+1:SBC #0:STA
temp+1
3310JMP alienprint
3320.five
3330SEC \sub &150
3340LDA alien:SBC #&50:STA
temp
3350LDA alien+1:SBC #&1:ST
A temp+1
3360JMP alienprint
3370.six
3380SEC \sub &140
3390LDA alien:SBC #&40:STA
temp
3400LDA alien+1:SBC #&1:ST
A temp+1
3410JMP alienprint
3420.seven
3430SEC \sub &130
3440LDA alien:SBC #&30:STA
temp
3450LDA alien+1:SBC #&1:ST
A temp+1
3460JMP alienprint
3470
3480.fx19
3490LDA #19:LDX #0:LDY #0:
JMP osbyte

```



```

3500
3510.wait
3520PHA
3530LDX #time MOD 256
3540LDY #time DIV 256
3550LDA #1:JSR osword \re
ad clock
3560PLA:CMP time
3570BPL wait
3580LDA #0:STA time \zer
o clock
3590STA time+1:STA time+2
3600STA time+3:STA time+4
3610LDX #time MOD 256
3620LDY #time DIV 256
3630LDA #2:JMP osword \re
turn
3640
3650.movebase
3660LDA base:STA temp
3670LDA base+1:STA temp+1
3680]
3690IF joy THEN [OPT pass:
LDA #1:JSR joystick:] ELSE
[OPT pass:LDX #&BE:JSR ink
ey:TYA:]
3700[OPT pass
3710BEQ baseright
3720SEC
3730LDA base:SBC #16:STA b
ase
3740LDA base+1:SBC #0:STA
base+1
3750.baseright
3760]
3770IF joy THEN [OPT pass
:LDA #2:JSR joystick:] ELSE
[OPT pass:LDX #&AE:JSR in
key:TYA:]
3780[OPT pass
3790BEQ baseprint
3800CLC
3810LDA base:ADC #16:STA b
ase
3820LDA base+1:ADC #0:STA
base+1
3830.baseprint
3840LDA base+1:CMP #&76
3850BMI baserestore
3860SEC:LDA base:SBC #&40
3870LDA base+1:SBC #&77
3880BMI baseok
3890.baserestore
3900LDA temp:STA base
3910LDA temp+1:STA base+1
3920.baseok
3930JSR fx19
3940LDY #15
3950.baseloop1
3960LDA #0:STA (temp),Y
3970LDA basedata,Y:STA (ba
se),Y
3980DEY:BPL baseloop1
3990RTS
4000
4010.fire
4020]
4030IF joy THEN [OPT pass
:LDA #0:JSR joystick:] ELSE
[OPT pass:LDX #&B6:JSR in
key:TYA:]
4040[OPT pass
4050BNE firepressed
4060RTS
4070.firepressed
4080LDA base:STA missile
4090LDA base+1:STA missile
+1
4100JSR fx19
4110LDX #21
4120.fireloop
4130SEC
4140LDA missile:SBC #&40
4150STA missile
4160LDA missile+1:SBC #&1
4170STA missile+1
4180LDY #0:LDA (missile),Y
4190BNE firehere
4200LDY #14
4210.fireloop1
4220LDA missiledata,Y
4230STA (missile),Y
4240DEY:BNE fireloop1
4250DEX:BPL fireloop
4260.firehere
4270LDA base:STA missile
4280LDA base+1:STA missile
+1
4290JSR fx19
4300LDX #21
4310.fireloop
4320SEC
4330LDA missile:SBC #&40
4340STA missile
4350LDA missile+1:SBC #&1
4360STA missile+1
4370LDY #0:LDA (missile),Y
4380BNE fireok
4390LDA #0:LDY #14
4400.fireloop1
4410STA (missile),Y
4420DEY:BNE fireloop1
4430DEX:BPL fireloop
4440.fireok
4450LDY #0:LDA (missile),Y
4460CMP #85
4470BEQ explosion
4480RTS \end fire routine
4490.explosion
4500LDX #sound1 MOD 256
4510LDY #sound1 DIV 256
4520LDA #7:JSR osword
4530LDY #15
4540.fireloop2
4550LDA explosiondata,Y
4560STA (missile),Y
4570DEY:BPL fireloop2
4580DEC count \aliens lef
t
4590SED:CLC \score=score+
10
4600LDA score+1:ADC #5:STA
score+1
4610LDA score:ADC #0:STA s
core
4620CLD
4630LDA #31:JSR oswrch \p
rint score
4640LDA #6:JSR oswrch
4650LDA #28:JSR oswrch
4660LDA score
4670LSR A:LSR A:LSR A:LSR
A
4680CLC:ADC #48:JSR oswrch
4690LDA score:AND #&BF
4700CLC:ADC #48:JSR oswrch
4710LDA score+1
4720LSR A:LSR A:LSR A:LSR
A
4730CLC:ADC #48:JSR oswrch
4740LDA score+1:AND #&BF
4750CLC:ADC #48:JMP oswrch
4760
4770.landed
4780CLC
4790LDA base:ADC #0:STA te
mp
4800LDA base+1:ADC #0:STA
temp+1
4810LDA #0:LDY #15
4820.landloop1
4830STA (base),Y
4840DEY:BPL landloop1
4850LDX #19
4860.landloop1
4870SEC
4880LDA base:SBC #&48:STA
base
4890LDA base+1:SBC #&1:STA
base+1
4900SEC
4910LDA temp:SBC #&38:STA
temp
4920LDA temp+1:SBC #&1:STA
temp+1
4930LDY #7
4940.landloop2
4950LDA basedata,Y:EOR (ba
se),Y
4960STA (base),Y
4970LDA basedata+8,Y:EOR (
temp),Y
4980STA (temp),Y
4990DEY:BPL landloop2
5000TXA:PHA
5010LDX #sound2 MOD 256
5020LDY #sound2 DIV 256
5030LDA #7:JSR osword
5040LDA #10:JSR wait
5050PLA:TAX
5060LDY #7
5070.landloop2
5080LDA basedata,Y:EOR (ba
se),Y
5090STA (base),Y
5100LDA basedata+8,Y:EOR (
temp),Y
5110STA (temp),Y
5120DEY:BPL landloop2
5130DEX:BNE landloop1
5140RTS
5150]
5160IF joy PROCadval ELSE
[OPT pass:.inkey LDA #129:
LDY #255:JMP osbyte:]
5170NEXT
5180ENDPROC
5190
5200DEF PROCadval
5210[OPT pass
5220.joystick
5230BNE ad1
5240TAX:TAY:LDA #128:JSR o
sbyte
5250TXA:AND #1:RTS
5260.ad1
5270CMP #1:BNE ad2
5280TAX:LDY #0:LDA #128:JS
R osbyte
5290TYA:AND #&C0:CMP #0:RT
S
5300.ad2
5310LDX #1:LDY #0:LDA #128
:JSR osbyte
5320TYA:AND #&C0:CMP #&C0:
RTS
5330]
5340ENDPROC

```

*This listing is included in this month's cassette tape offer. See order form on Page 47.*

## Happy New Year listing

### From Page 17

```

760 :
770 DEFPROCdouble(letter$
,X,Y)
780 COLOUR2:COLOUR128
790 ?D%=ASC(letter$)
800 CALL &FFF1
810 VDU23,240,D%71,D%71,D
%72,D%72,D%73,D%73,D%74,D%7
4
820 VDU23,241,D%75,D%75,D
%76,D%76,D%77,D%77,D%78,D%7
8
830 PRINTTAB(X,Y)CHR$240
840 PRINTTAB(X,Y+1)CHR$24
1
850 ENDPROC
860 :
870 DEFPROCquad
880 FOR Xpos%=64 TO 1216
STEP 64
890 MOVE Xpos%,64
900 PLOT29,Xpos%,960

```

```

910 NEXT
920 FOR Ypos%=64 TO 960 S
TEP 64
930 MOVE 64,Ypos%
940 PLOT29,1216,Ypos%
950 NEXT
960 ENDPROC
970 :
980 DEFPROCborder
990 col%=CHR$17+CHR$3
1000 holly%=col%+CHR$224
1010 col%=CHR$17+CHR$1
1020 berry%=col%+CHR$225
1030 border%=holly%+berry$
1040 horiz%=STRING$(10,bor
der$)
1050 PRINTTAB(0,1)horiz$
1060 PRINTTAB(0,30)horiz$;
1070 vert%=berry%+CHR$11+C
HR$8+holly%+CHR$11+CHR$8
1080 vert%=STRING$(15,vert
%)
1090 PRINTTAB(0,30)vert$
1100 PRINTTAB(19,30)vert$

```

```

1110 ENDPROC
1120 :
1130 DATA 53,8,592,624,73,
12,576,640,73,4,568,648,73,
8,568,656,89,8,552,664,81,1
2,544,672,73,4,536,680,81,8
,536,688,89,8,528,688,73,12
,528,688,73,4,520,696,89,8,
520,696,101,8,512,704,109,2
4,512,704,109,8
1140 DATA 512,704,101,12,5
12,704,89,4,504,712,89,8,50
4,712,73,8,504,712,81,12,50
4,712,73,4,496,720,81,8,496
,720,89,8,496,720,73,12,496
,720,61,4,496,720,61,8,496,
720,53,8,496,720,73,24,496,
720,109,8,496,720
1150 DATA 101,12,496,720,8
9,4,480,736,89,8,480,736,73
,8,480,736,81,12,480,736,73
,4,496,720,81,8,496,720,109
,8,512,704,101,12,512,704,8
9,4,528,688,89,8,528,688,10

```

```

1,8
1160 DATA 536,688,109,24,5
44,672,121,8,568,656,101,12
,576,640,89,4,592,624,89,8,
592,624,73,8,480,624,81,12,
544,656,73,4,592,672,81,8,6
24,688,89,4,656,704,81,4,67
2,720,73,12,688,736,61,4,70
4,752,61,8,720,776,53,8,752
,802,73,24
1170 DATA 0,0,0,0
1180 :
1190 DEFPROCerror
1200 IF ERR=17 THEN END
1210 VDU22,6
1220 REPORT:PRINT" at line
";ERL
1230 ENDPROC

```

*This listing is included in this month's cassette tape offer. See order form on Page 47.*

Add forty BASIC commands to your BBC "B" or ELECTRON with this versatile new ROM.



## ADDCOMM

GRAPHICS, LOGO GRAPHICS, TOOLKIT, GENERAL PURPOSE.

"ADDCOMM is a very useful and versatile piece of firmware and I would certainly recommend it to any BASIC programmer, it reduces the need to buy several ROMs as it contains almost all one could wish for."

"The thing I like most about ADDCOMM is the fact that you don't need to use those messy O.S. commands, you can enter the commands just like BASIC statements in a program."

"Marks: 10 out of 10."

"Let's hope other Companies can give us such good value for money!"  
Reviewed 'VIEWFAX - TUBELINK'.

"In addition to the 31 BASIC programming utilities the EPROM provides some useful enhanced graphics facilities, including circle and ellipse drawing commands, colour fills and commands to scale and rotate your creations."

"The ADDCOMM from Vine Micros is probably the best value for money out of the toolkits."

"My own preference is the ADDCOMM,"

From TOOLKIT review, ACORN USER, Oct. 1984

"The combination of a variety of basic toolkit type utilities on the same chip as extended graphics commands is very useful."

"With the addition of ready to use ROTATE and TRANSLOCATE commands BBC graphics become child's play."

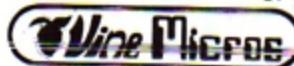
Reviewed "MICRO USER", Oct. 1984.

BBC 'B' O.S. 1.20  
(BASIC 1 or 2)  
ELECTRON with  
ROM board.

**£28** (incl. VAT and Post)

(Trade Enquiries Welcome)  
Or send stamp for detailed Brochure.

VINE MICROS, MARSHBOROUGH,  
Nr. SANDWICH, KENT,  
CT13 0PG



## HIGHLIGHT SOFTWARE B.B.C.+ELECTRON READ-RIGHT-AWAY

"... I suspect these are the sort of programs children will enjoy taking home in days to come for learning with these really is fun, and mums and dads will play with them after children are tucked up in bed just for the pleasure of the graphics..."

A & B COMPUTING.

### Reading Pack 1.

Age 5-8

#### SPLASHDOWN

Building 3 letter words

#### FIREFIGHT

sl-, sm-, sn-, sp-, bl- etc.

### Reading Pack 2.

Age 6-9

#### PYRAMIDS

th-, ch-, sh-, wh-

#### SPLOOSH

oo-, ee-, ea-, oi-, ou-, oa-, ai-

### Reading Pack 3.

Age 7-10

#### MAGIC E

"Magic e" spelling rule.

#### BREAK-IN

Soft "c"/soft "g" sounds.

### Reading Pack 4.

Age 8-11

#### SORTOUT

Alphabetical sorting.

#### LETTERBUGS

Unscrambling hidden words.

Available now from MICROPOWER DEALERS, selected branches of JOHN MENZIES and by mail order (please state whether you require B.B.C. or ELECTRON version).  
Telephone or write for our new catalogue with details of our full range of programs.

PRICE PER READING PACK:  
CASSETTE: £7.95 40 TRACK DISC: £11.95  
All prices include V. A. T.



Highlight Software,  
30, Sherbourne Close, Barry, S. Glam. CF6 5AQ  
Telephone: (0446) 745482

BBC



ELECTRON

LEAVE REALITY BEHIND YOU WITH...

## MP ADVENTURE GAMES

A new range of **REAL-TIME ADVENTURES** we believe the most advanced available for the BBC & Electron: intelligent characters that will move around independently, multiple command statements, advanced text compression methods allow even more detail.

**\*\*\*NEW\*\*\* SADIM CASTLE** It is said that those who enter the haunted estate of Sadim Castle do not return! Long ago tragedy struck here and since then many people have died in mysterious circumstances. Can you uncover the secret and break a terrible curse!!

**\*\*\*NEW\*\*\* VALLEY OF THE KINGS** Far away across the desert lie the lost pyramids of Kaculud, rumoured to contain fabulous treasure and a legendary golden mask. The pyramids may now have been discovered although strange happenings have caused the archaeologists to abandon their camp. Your task is to find the golden mask.

Further titles coming shortly: **CROWN OF MARDAN, THE FALLEN EAGLE.**

Our original and popular text adventures are also available: **FIRIENWOOD, WOODLAND TERROR, BLUE DRAGON, SURVIVOR.** Please send for full details.

Text Adventure Prices: £7.50 (Cass) £10.50 (Disc) including VAT & postage with UK. State which machine when ordering. Dealer enquiries welcome.

**MP SOFTWARE LTD.**

165 Spital Road, Bromborough, Merseyside L62 2AE.  
Tel: 051-334 3472

ELECTRON, BBC Model B  
(any OS, BASIC I/II)

# QUAL-SOFT

£9.95  
(inc. VAT and p.p.)

"There is one fault though. I am going to lose a lot of sleep over it, it is so addictive". Steven Wiseman of Liverpool.

"Many thanks for the fantastic game. As soon as I received it, there was no stopping until the end of the season". J. Hooley of Twickenham.

"This is by far the best game I've found for the ELECTRON". P. Wright of Swansea.

## "SOCCER SUPREMO"

NOT SO MUCH A GAME, MORE A WAY OF LIFE!

You have just been appointed Manager of a newly promoted 1st Division Club, and it is up to you to transform this very ordinary side into one that can realistically challenge for the 1st Division Championship within the next 5 seasons. You must assess your side's capabilities and then, through your youth policy and the transfer market, reinforce the strengths and eliminate the weaknesses. It's all so easy... or is it?

**\*\*\* "3-D", 22 MAN, FULL PITCH, FULL MATCH GRAPHICS SIMULATION**

- 42 match season, 21 home games, 21 away games.
- Transfer market (Rush, Robson, Hoddle etc).
- 4-4-2, 4-3-3 and 4-2-4 team formation.
- In match tactical adjustments.
- Opposition skills related to League record.
- Opposition: 21 of the current 22 DIV 1 sides
- Match injuries: Your physio reports
- Team selection by names. (enter initials)
- Home/away bias, opposition tactical play
- Tactical substitutions

And many more features, but will take a full page advert if we are to continue. (That'll be O.K. Ad. Man).

The game will be posted on the same day as the receipt of order. ACCESS telephone authorisations should take no more than two days to arrive.

**QUAL-SOFT**  
Dept. EU.  
18, Hazlemere Rd.,  
Stevenage,  
Herts. SG2 8RX  
Tel: (0438) 721936

Please supply a copy of **SOCCER SUPREMO**. I enclose a cheque, postal order, ACCESS card authorisation for £9.95

(Please state Electron or BBC)

Name: .....

Address: .....

CARD NO: .....

## SCORBY SOFT

### EDUCATIONAL ELECTRON SOFTWARE

#### FUN MATHS

Ages 6-13

Two packages that have been designed by teachers and written by professionals to greatly improve the mental number work of their pupils. These full-graphics programs are great fun to use and have proved very successful in speeding-up logical thought and mental arithmetic.

1. SQUARE PUZZLES (4 programs) £6
2. INVADER MATHS (2 programs) £4  
(Buy both for £8.50)

#### SNAIL

£6.50

A turtle-graphics language written especially for the Electron. Most primary and secondary schools use LOGO or turtle-graphics programs as an important part of their mathematics and general computing courses. This program enables you and your children to gain extra confidence in this type of language which is also an ideal introduction to ideas of structured programming.

#### INFORMATION HANDLING

£11.50

A two-cassette package of programs and data-bases to introduce you to the world of Information Technology. Use large data-bases, create and use cassette files, produce your own electronic dictionary. Features historical population survey with full instructions on how to computerise similar information for your own area. The full documentation of all programs make this package an ideal way to learn about this very important aspect of computer use.

#### PRINT-AND-PLOT PAD

£2.00

A pad of 60 sheets of grids to allow the easy planning of screen layouts. Text and graphics layout can be combined on a single sheet. Each sheet also includes user-defined-graphics grids.

Cheques etc. to:

Scorby Software, 27 Scalby Avenue,  
Scarborough YO12 6HW

## ADVERTISERS INDEX

Aggressive Software	60
Bit Twiddlers	60
Brother	2
Bud Computers	16
Comsoft	43
D.P. Publications	26
Peter Donn	60
Epic Software	24
First Byte	50
Golem Ltd.	43
Highlight Software	58
Kosmos	54
Logic 3	4
M.P. Software	59
Modular Resources	42
Micropower	39, 64
Nidd Valley Micros	22
Qualsoft	59
Scorby Software	60
Shards Software	30
Shiva	54
Skywave Software	26
S.O. Software	60
Software Invasion	18
Squirrel Soft	54
Superior Software	51, 63
Vine Micros	58
Voltmace	24

## STRIPPER II

The professional tape back-up program for the Electron. This is a totally new and updated version of the best-seller, Stripper I, which has been selling for over a year for use on the BBC Micro. Now, due to popular demand, available on the Electron also.

As Stripper II will duplicate all your commercial software we must insist on personal use only, please.

Just send £4 inc. cheque or P.O. to receive Stripper II by return post. Educational orders welcome.

Orders to:

Aggressive Software, 14 Elmore Road,  
Sheffield S10 1BY.

## LATEST SOFTWARE AT DISCOUNT PRICES SELL BACK OPTION WITH 50% REFUND OF PURCHASE PRICE WITHIN ONE MONTH

Selection of slightly used software always available  
at even greater savings.

All programs are guaranteed originals.

Write or phone for our stock lists: Which includes  
details of a special offer and a further discount on  
your order.

S.O. SOFTWARE

13 Edge Avenue, Grimsby, South Humberside  
DN33 2DD.

Telephone: (0472) 751444. 24 hour Answer Service

If you already own the popular games of 'CHUCKIE EGG',  
'KILLER GORILLA' or 'MONSTERS' # then our  
UPGRADES:

#### "CHUKEE"

will provide 3 Speeds, 8 New Screens, Variable Extended  
Jump and Select Start Level (1-41).

#### DESIGN YOUR OWN SCREENS!!!

#### "KILLA"

will provide upto 15 Levels of Play, Variable Extended  
Jump, Extra Lives, Practice Modes and Pause.

#### "MONSTAS"

will provide 4 Skill Levels Variable Extended Jump,  
Conveyor Belt Effects, User Defined Keys, Configurable  
Monsters Extra Lives and Pause.

All programs available for BBC or Electron, State Machine, £3.25  
each. 2 or 3 on one cassette £5.00 or £7.00 by return post first class.

#### BIT TWIDDLERS

Dept, EU 11, 158 Church End, Harlow, Essex CM19 5PF.

\* & # are trademarks of A&F Software and Acornsoft

## ELECTRON 'IMAGE' V. 2.

### THE ULTIMATE TAPE BACK-UP COPIER

This back-up copier simply must be the best around, coping with:

- \* Locked programs
  - \* Programs of any length
  - \* 300 and 1200 Baud
  - \* Standard files
  - \* ?'s (Ctrl codes) in file name
  - \* Multiple copies
  - \* False addresses
  - \* Continuous streams of Binary data
- \* Can lock and unlock programs

'IMAGE' is written in 100% machine code, and is offered to you at an  
absolutely amazing £4.80

To receive your copy super-fast, send cheque or P.O. to:

PETER DONN, DEPT (EU), 33 LITTLE GAYNES LANE,  
UPMINSTER, ESSEX RM14 2JR

'IMAGE' is also available on the BBC Micro

# Micro Messages

I HAVE been experiencing difficulty loading some commercial software. If the loader for the main program changed to Mode 1 or Mode 2, then the main program just would not load.

As this has only happened in the last month or so I thought it was the Electron becoming unreliable in its old age (nine months).

A friend with an Electron was also having problems, and someone came up to me at the Manchester Electron and BBC Micro Show complaining that a program he had bought would not load.

Something Mike Cook said made me realise what was happening and how to solve the problem.

The common factor was that we all had Plus 1s. In Mode 1 or 2 the Electron runs at approximately half the speed of the BBC and this is only just fast enough to read the tape.

When the Plus 1 is added the Electron slows down even further due to the analogue to digital converter having to be read and other housekeeping tasks related to the Plus 1.

It is now too slow to read each data item as it goes past on the tape and the program will not load. A long list of Data? error messages are printed on the screen.

The solution is to speed up the Electron. One way would be to disconnect the Plus 1. This is rather inconvenient as all the leads must be removed, the Electron turned over, the Plus 1 unscrewed and pulled out, the Electron turned the right way and the leads plugged back in.

A simpler method is to turn off the ADC channels with \*FX16.0. The resulting saving in processing time is sufficient to allow the Electron to read each data item, store it and be ready for the next. Programs will now load in Mode 1 or 2.

This method is not without problems though as \*FX16.0 disables the joysticks.

A piece of software I have for review at the moment will not load unless this command is executed, but the program

## \*FX 16,0 helps cure those loading problems

has a joystick option which assumes that the joysticks are on – the default condition.

So if the joysticks are on I can't load the program, and if I switch the joysticks off I can load the program but can't use it as it will not respond to the joysticks.

If you are a user having problems with a program which loads in Mode 1 or 2 try \*FX16,0 to speed up the Electron.

If you are a programmer then you can't assume that the joysticks are on, so please enable them with \*FX16,4. – **Roland Waddilove, Widnes.**

## 'Borrowed' software

I SUGGEST that you might invite your readers to assist owners of Electrons by compiling a list of those items of BBC Micro software which run on the Electron.

Many such titles will apparently run as they are, while others need only alterations to a title page. A regular reference list of such titles would be very helpful. – **Miss D. Hillage, Sennen, Penzance.**

● A good point Miss Hillage, which we'll pass to the Micro Messages Experts Forum (our readers). If any of you have run

BBC Micro programs on the Electron please let us know.



## Easy way to switch

HAVING read *Noise & Music* by Nigel Peters in the October issue of *Electron User*, I would like to reply to his question: "Has any enterprising person attached an on/off switch to their Electron".

There is always an easy and a hard way about things, so I opted for the easy one.

All you need is a wall socket with a switch on it, a length of three core cable and a normal plug.

Wire up the plug with the length of wire and the other end into the back of the socket.

Then plug the Electron's adapter (power supply socket) into the socket, plug the normal plug into another socket somewhere (which

needn't be removed) and just use the switch on the socket as a power switch for the Electron. – **E. Wilson, Parkgate, South Wirral.**

## Lost, one acorn

I HAVE just been bought an Acorn Electron and when I press the Break key the little picture of the Acorn goes. Can you tell me why it does this? – **C.J. Oram, Chelmsford, Essex.**

● At first we suspected that Merlin might have something to do with it, but the answer is somewhat different and concerns "hard" and "soft" resets.

When you just press the Break key by itself you get a soft reset, which clears the screen and empties the memory but doesn't affect things like the function keys.

When you press Ctrl and the Break key at the same time you get a hard reset, which does affect, among other things, the function keys, and gives you your Acorn again.

## Printer problems

I OWN an Electron with Plus 1 interface and have recently bought an Alphacom 81 to complement the computer.

Although the printer is very good and will serve my needs I have one slight problem.

When the printer has printed 80 characters (buffer max) it then starts to skip many of the characters that follow as if it is having trouble keeping up although I do believe it is printing at the correct speed.

Possibly the problem lies within the buffer, because I can control the printout by using the Shift-Ctrl keys,

**WHAT would you like to see in future issues of *Electron User*?**

**What tips have you picked up that could help other readers?**

**Now's here is your opportunity to share your experiences.**

**Remember that these are the pages that you write yourselves. So**

**tear yourself away from your Electron keyboard and drop us a line.**

**The address is:**

**Micro Messages  
Electron User  
Europa House  
68 Chester Road  
Hazel Grove  
Stockport  
SK7 5NY.**

# Micro Messages

## From Page 61

allowing the printer to print only approx 80 characters at a time.

Can you advise me of any special code that I can tell the computer in order to aid the printer? – **Mr D.W. Bartlett, RAF Abingdon, Oxon.**

★ ★ ★

**HELP!** I recently bought a Plus 1 expansion unit and a Silver Reed daisy wheel printer, model EXP 500.

I am experiencing great difficulty in altering the printer characteristics and do not understand how to implement the ESC codes within a program.

The printer manual is far from explicit, and I would be obliged if you could give me some assistance or recommend a publication which may help.

I am a novice programmer, so things need to be explained in simple terms. – **J. Platt, Bradford, W. Yorks.**

● The trouble with queries about specific printers is that unless you've used that printer you can't answer the queries.

Here at *Electron User* we've had experience of using Kaga, Epson and Brother printers, but no others.

Could our readers help? Which printers have you used with the Electron, and have you had any problems?

## Slowcoach cassettes

I HAVE just been given a cassette of games for the BBC Micro and loaded them into my daughter's Electron, where they appear to run very slowly.

Is there any way to modify the programs or instruct the computer to speed things up? Being a complete computer novice I need help. – **John McIntosh, Glasgow.**

● The short answer is that BBC programs will run more slowly on the Electron because of the way that it is designed.

Programs can be speeded up using various techniques (take a look at appendix E of

the excellent User Guide) but novices might find them a little difficult.

## No volume control

PLEASE could you show me how to adjust the volume on the Electron.

I've tried everything from SOUND 1, -15, 50, 5 to SOUND 1, -1, 50, 5 and the volume will not change.

Is it just because you cannot do it on the Electron? Or is it just my machine? – **Matthew Hicks, aged 12, Weybridge, Surrey.**

● We're afraid that it's just not possible to adjust the

volume of the sound on the Electron. No matter what the volume parameter is, from -1 to -15, the note is played at the same loudness level.

And if you ask why the Electron allows all these different values, the answer is that it's to ensure compatibility with the BBC Micro.

## More from Merlin

I'M wishing to second David Thompson's proposal in *Micro Messages* for a regular feature on adventures.

I'm sure Merlin is a charming person, and no doubt has an enchanting time

when he pops out for these spells, but please tell him we need him.

As for *Twin Kingdom Valley*, I can't get anywhere with it, so I could sure use some tips.

I keep getting bonked on the head by the gorilla. It's infuriating to have to re-load the program every time I get deaded, which happens with sickening regularity.

Come on Merlin – all we adventurers are waiting on your wisdom with baited breath. – **Katy King, Hemel Hempstead, Herts.**

● We all agree that it's a wizard idea and, from next month, our resident spell-binder will start a more-or-less regular column.

**Word Processor: Ideal for writing letters and reports. There is a constant display of both time and word count, plus a words per minute**

## Oh Brother, I'm in the dumps

TODAY I received my December copy of your excellent magazine and after devouring all information contained therein, last page "Oh Brother" in *Micro Messages*, I nearly fell out of my chair! To say I have the same experience as Ben Still is an understatement.

Having taken early retirement after 40 years in industry, to while away my remaining years I looked round for something to do on these long winter nights, and investing in a computer was the ideal solution.

Not wishing only for games etc. the Electron with all its extension facilities would give me what I wanted for domestic use.

I duly purchased a machine

in August and was informed all I needed was a cable to connect a printer. Imagine my surprise – for a further £56.90 plus a ribbon cable, I had a Plus 1 ready for the next stage.

An advert in your magazine illustrated the Brother HR-5 connected to the Plus 1, and this was duly purchased. Then the fun started...

I eventually printed all my listings by the yard – better than sliced bread – and from the samples enclosed the various print styles, but no screen dump or graphics.

I telephoned Brother. They said it was up to the computer manufacturer to supply the program.

I telephoned 0223 210111 Acorn Computers, and a gentleman informed me that as I

had paid my money and taken my choice, hard luck. He did not want to know about my troubles.

If I could have foreseen the above no way would I have invested in the Electron system, as I am now stuck with it and after every enquiry I make for a screen I'm left with a blank wall.

Would you please forward my name and stamp to Ben Still for any information he may obtain, that I may eventually screen dump. – **Ken Davies, Stourbridge, West Midlands.**

● Don't hold your breath, but one of our tame hacks has promised us a printer dump for the Brother. As soon as we have it it'll go in the magazine.


**Word Processor: Ideal for writing letters and reports. There is a constant**

**SPECIAL OFFER!**  
Order both directly from us and deduct £1 from each.

# THE BEST BBC MICRO SOFTWARE

\* PRODUCED BY AN INDEPENDENT SOFTWARE HOUSE \*  
\* TOP QUALITY MACHINE-CODE PROGRAMS \*

ACORN  
ELECTRON  
BBC  
MICRO




## OVERDRIVE (32K)

£7.95

A highly-addictive multi-stage 3D race game. You steer your car left and right, accelerate and decelerate as the opposing cars weave about the road. There are five different stages including night, snow, desert and riverside scenes. To qualify for the next stage, you must finish in the top twelve. Incredible graphics give the impression that you really are taking part in the race. Highly recommended, and destined to become another top-seller for Superior Software.

**BOTH TITLES ARE NOW AVAILABLE FOR THE B.B.C. MICRO AND THE ACORN ELECTRON.**



## SMASH AND GRAB (32K)

£7.95

An excellent and original arcade-style game in which you take the role of a robber aiming to snatch bags of gold from the bank. A policeman is after you ... he is able to jump at you or squat down and try to hit you with his truncheon. You must also keep clear of the flying police cones and floating dustbin lids. There are three fascinating screens of action including play streets with bouncing balls, one-way streets, conveyor belts, traffic lights and police-boxes. A novel and amusing game.

**WE PAY UP TO 20% ROYALTIES FOR HIGH QUALITY BBC MICRO AND ELECTRON PROGRAMS.**



### SUPERIOR SOFTWARE LTD.

Dept. EU12, Regent House,  
Skinner Lane, Leeds 7  
Tel: 0532 459453



#### OUR GUARANTEE

- (1) All our software is available before we advertise.
- (2) All our software is despatched within 48 hours by first-class post.
- (3) In the unlikely event that any of our software fails to load, return your cassette to us and we will immediately send a replacement.

M I C R O P O W E R M I C R O P O W E R M

# Gauntlet

A FANTASTIC NEW PROGRAM  
FROM BRITAIN'S LEADING  
SOFTWARE HOUSE!

£6.95

Fly the X15  
over the ragged planetoid to  
defend the cannisters from the invading Reegs.  
Features long range scan, demonstration mode, and controls for reverse,  
hyperspace, accelerate and smart bomb release. Keys or joystick via 'First  
Byte'-type interface.



electron

WATCH OUT  
FOR OUR NEW  
PACKAGING AND  
CATALOGUE

MICRO POWER LTD.,  
NORTHWOOD HOUSE, NORTH STREET,  
LEEDS LS7 2AA TEL: (0532) 458800  
SELECTIVE BRANCHES OF BOOTS, CO-OP,  
MENZIES, W. H. SMITH, WOOLWORTHS AND ALL  
GOOD DEALERS  
AUTHORS! WE PAY 20% ROYALTIES!

M I C R O  
P O W E R



M I C R O P O W E R M I C R O P O W E R M