

All Electron User
programs work on
BBC Micros with
OS 1.2 and Basic II

A Database Publication

electron

user

Vol: 2 No. 2 November 1984 £1.00

**Flaunt your typing
skills in Keyboard**

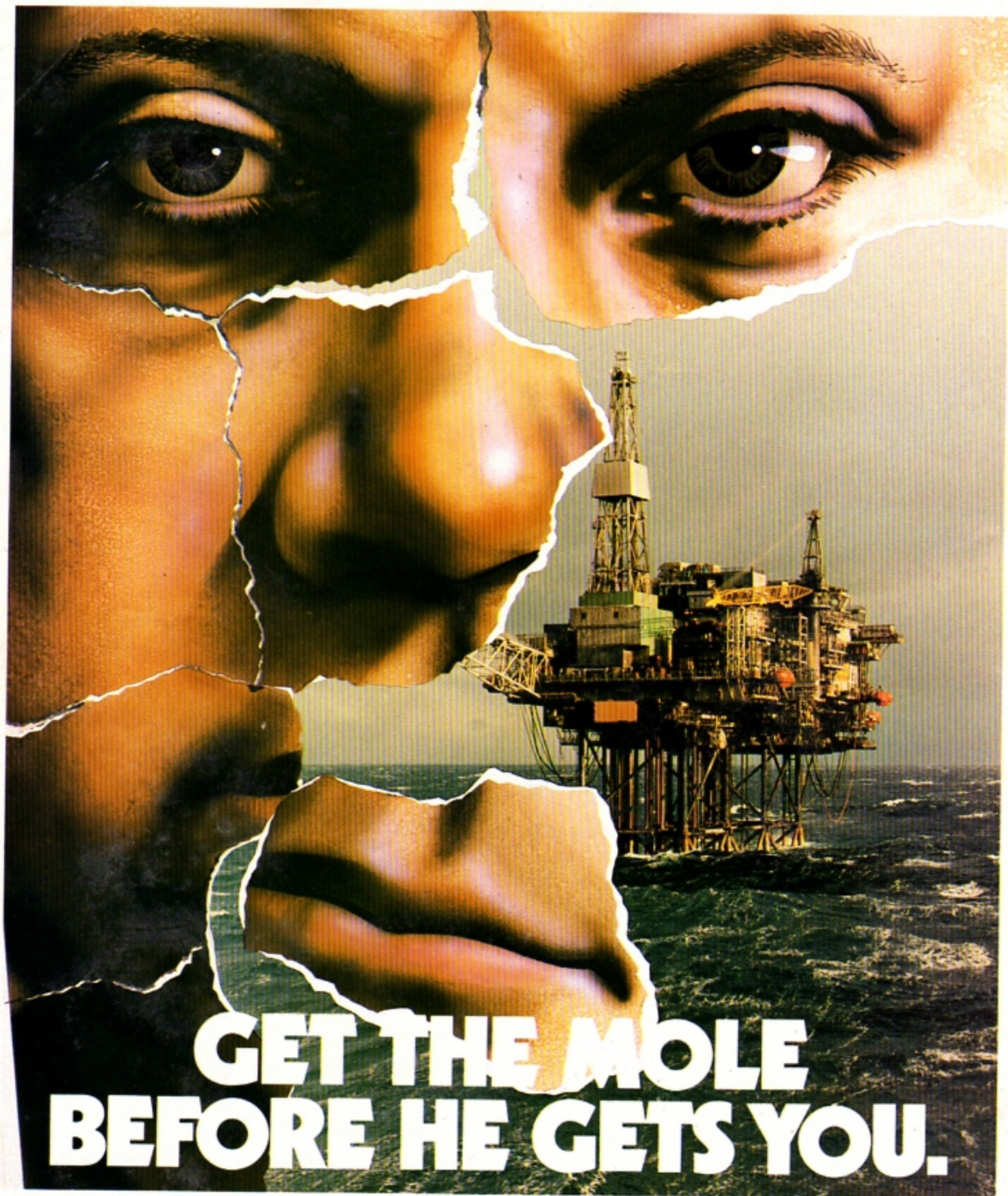
**Fly through 3D space
in Star Fighter**

**Flee from blazing
fireballs in Jumper**

**Fight the pesky planners
in Urban Sprawl**

**Freshen up your
vocabulary in Spelling**

How to compose Electron music
How to write secret code
How interfaces work



**GET THE MOLE
BEFORE HE GETS YOU.**

Available for B.B.C. Model "B",
Electron, Spectrum and Commodore 64.
Espionage is available from all leading
High Street Stores and quality Computer
Games Specialists.

price **£8.95**

Retailers contact Mr. Len Fisher on
our telephone hot-line (0642) 227223.

Espionage

MODULAR RESOURCES LIMITED



A GAME OF INTRIGUE & SKILL IN THE OIL BUSINESS.

News

All that's new in the expanding world of the Electron.

5



Program Probe

String handling meets Roman codes as we unravel the Caesar Cipher.

8

Joysticks

Ray Threadgould tells how to give your Electron a bit of stick.

10

Star Fighter

Fly against the aliens with Roland Waddilove's 3D program.

15



Noise and Music

The second episode in the saga of taming the Electron's sound channels.

18



Beginners


We take a DIM view of things in Part 10 of our gentle introduction to Basic.

20

Hardware Review

Slogger's ROM box and Mushroom's printerport come under the microscope.

23



Software Surgery

All you want to know about the latest in software from our frank reviewers.

27



Jumper

Jump for your life in this exciting arcade action game.

32

Urban Sprawl

Take on the planners and save the green belt.

34

Scrapbook

The pages where Electron users share their short, simple, fun routines.

38



Keyboard

Learning the keyboard becomes a challenging game.

41

Bookshelf

Four books for the Electron come under expert scrutiny.

43



Notebook

A simple program simply explained.

48

Spell

An entertaining and educational game for young children.

55

Code Scroller

An assembly language routine to provide a wrap-around screen, fully explained.

58

Micro Messages

The pages you write yourself. A selection from our mailbag.

61



SUBSCRIPTIONS

Subscribe now - and get Electron User delivered to your door each month.

Subscription rates for 12 issues, post free:

£12 UK
£13 Eire (IR £16)
£20 Europe
£20 Rest of world (surface)
£40 Rest of world (airmail)

Published by Database Publications Ltd

Europa House, 68 Chester Road, Hazel Grove, Stockport SK7 5NY.

Telephone: 061-456 8383 (Editorial) 061-456 8500 (Advertising)
Subscriptions: 061-480 0171 Telex: 667664 SHARET G. Prestel: 614568383.

Managing Editor
Derek Meakin
Features Editor
Pete Bibby
Production Editor
Peter Glover
Layout Design
Heather Sheldrick
Advertisement Manager
John Riding
Advertising Sales
John Snowden
Editor in Chief,
Database Publications
Peter Brameld

News trade distribution: Europress Sales and Distribution Limited, 11 Brighton Road, Crawley, West Sussex RH10 6AF. Circulation 0293 27053.

Electron User is an independent publication. Acorn Computers Ltd, manufacturers of the Electron, are not responsible for any of the articles in this issue or for any of the opinions expressed.

Electron User welcomes program listings and articles for publication. Material should be typed or computer-printed, and preferably double-spaced. Program listings should be accompanied by cassette tape or disc. Please enclose a stamped, self-addressed envelope, otherwise the return of material cannot be guaranteed. Contributions accepted for publication will be on an all-rights basis.

© 1984 Database Publications Ltd. No material may be reproduced in whole or in part without written permission. While every care is taken, the publishers cannot be held legally responsible for any errors in articles or listings.

NEW
ELECTRON INTERFACE UNIT

Expand your Electron.

Now you can use your Electron computer with any standard printer using MUSHROOM's new printer and user-port interface.

Bring your Electron up to the same standard as the BBC Model B computer printer and user-port into which you can plug robot arms, joy sticks or any BBC user-port module.

On the whole range of MUSHROOM modules and interfaces, the Electron edge connector is extended to give you unrestricted compatibility with any other Electron interface.

All MUSHROOM interfaces can be used separately or can be combined into the unique MUSHROOM ELECTRO-RAK which is conveniently connected to the Acorn Electron by a short cable.


This greatly enhances the performance of the Electron and turns the system into a computer comparable with many larger mini systems and as you grow your computer can grow with you!

Ask for details on:

- * SIDEWAYS ROM CARD
- * A-D JOYSTICK INTERFACE
- * EPROM PROGRAMMER
- * MUSHROOM ELECTRO-RAK

- * FULLY CENTRONICS COMPATIBLE
- * FULL SOFTWARE PACKAGE (including screen-dump routine)
- * BBC COMPATIBLE 8-BIT USER PORT

£39.95 EX VAT



Mushroom

COMPUTERS LIMITED Aston Road, Bedford, Beds MK42 0LJ. Telephone: (0234) 58303.
Another Mushroom product from Broadway Electronics.

electron user NEWS



MINI Office, the £5.95 software package, is now being used to help the handicapped.

The package, which runs on the Electron and BBC Micros, offers four business programs, including a word processor. And it is this program that is proving a hit with partially-sighted users.

As well as being easy to learn, it offers the option of giant on-screen letters. And the printout can also be in extra-large type, if desired.

Now the London-based Foundation for Communication for the Disabled is working with Database on a new version for the visually handicapped.

The modified program will give the printer a double-strike action to make the printed characters extra black.

Electron disc drive —and it's official

OFFICIAL disc drives come to the Electron with the mid-November launch of the Plus 3, the latest Acorn expansion module.

Packaged in a compact, L-shaped box the same colour as the Electron, the Plus 3 fits between the micro and the Plus 1 expansion, the disc drive being flush with the keyboard.

The unit consists of the Acorn DFS — the software that allows the Electron to talk to a disc drive — and a 3.5 inch, 320k single-sided disc drive allowing quick and reliable storage and retrieval of programs and data.

The DFS chip will be

the double density 8272 floppy disc controller, the same as that to be used on the new Acorn Business Computer.

Some 10,000 Plus 3s will be produced by Christmas and will be sold at a yet to be announced "competitive" price.

Anticipation

Advance news of the Plus 3 means that Acorn has broken its policy of not announcing new products until they are generally available. This is to allow software houses to produce software in anticipation of the launch.

In the race to get the disc unit to the market,

the Plus 1 has not been forgotten. October saw the release of three more cartridge ROMs for the unit, two of which are utility programs transferred from the BBC Micro.

View will give the Electron its first ROM-based word processor. Similarly Viewsheet will be the first spreadsheet on a chip for the Electron.

Combined with the ROM based software, the increased speed, storage capacity and reliability given by the disc drive moves the Electron into the realm of serious applications in both home and business.

The third cartridge is the long awaited RS423, a serial communications port. This will allow the Electron to communicate with other micros and even mainframes via a modem.

The third official expansion module for the Electron will be the seemingly illogically named Plus 2.

Available in the new year, this will be the Econet interface which will allow the Electron to network or work in tandem with other Electrons.

Communications on show

IT's no longer true to say that using a computer makes you anti-social and puts you out of touch with other members of the human race.

Communications is the name of the game — and also the theme of the Electron and BBC Micro User Show at Alexandra Palace from October 25-28.

The October release

of the RS423 communications cartridge for the PLUS 1 means that the show will have even more to offer Electron users.

On a more basic level, Pace Electronics show how a schoolteacher can maintain control of a classroom full of pupils by means of an E-net networking system.

Micronet, the electronic magazine for the

micro owner, is also being demonstrated in depth.

A portion of Prestel specifically aimed at the home micro user, Micronet has introduced more people to communications in the UK than any other system.

The use of the telephone to aid communication between computer owners is also covered at the show,

demonstrating how exchange of data files between individual users avoids the tedium of hours of keyboard bashing.

Among many leading firms displaying their products are Acorn, Torch, Watford Electronics, Viglen, Alpha Disk, British Micro, M.T. Direct, Solidisk Technology and BBC Publications.

BUYERS MORE CHOOSEY

A CLAIM that the software industry is facing a dramatic shake out has come from David Johnson-Davies, managing director of Acornsoft.

"The market has radically changed in the last 12 months — the consumer is much more discerning now", he insists.



BUYERS of Comsoft's latest game, SAS Commander, are being given the chance to profit from their skill.

More than 100 prizes, including a top award of £50 plus £20 of software, will be given to players recording the highest scores.

SAS Commander, for the Electron and BBC Micro, costs £4.95 and allows players to kill terrorists, rescue hostages and storm buildings.

The game includes high score tables, demonstration screens, practice mode and training course.

In order to differentiate between genuine scores and false claims, each score generates a coded key that Comsoft says cannot be broken.

An entry form is included with each cassette and the closing date for entries is March 31, 1985.



ENGLISH Software has released its first title for the Electron and BBC Micro.

Spaceman Sid, available on cassette for £7.95, features scrolling screens, sliding bridges, meteor storms, 100 per cent machine code action, five different play sectors and three progressive skill levels.

The company says it will also be releasing its Jet Boot Jack game for the Electron and BBC Micro in the near future.

CURRYS BOOSTS ELECTRON

CURRYS, the High Street electrical giant, aims to grab 10 per cent of the £564 million home computer market by Christmas.

The company has selected the Electron as

one of just six machines to be sold in most of its 530 stores in order to increase its share from around the current two per cent.

It will be supporting the launch with a

£500,000 advertising campaign.

The other machines to be mass marketed alongside the Electron are the BBC Micro, the 48k Spectrum, Commodore C16 and CBM

64, and Toshiba's MSX, the HX-10.

Why the Electron? "It is a very nice machine and we believe that it will eventually become a big seller", said a Curry's spokesman.



Fred Harris gets to grips with an Electron

ELECTRON TV SHOW RETURNS IN 1985

IF you missed Yorkshire TV's Electron-based computing show, "Me and My Micro" earlier this year, take heart — there will be another chance to see it in the new year, on Channel 4.

The five-part series, presented by Fred Harris — and his Electron — will be screened Monday evenings in January and February 1985.

Exact timings are not finalised, but a 5.30pm slot starting January 7 seems likely.

Advantage

Viewers who don't yet have an Electron can take advantage of a special starter pack from Acorn.

In addition to an Electron, user guide and programming manual, the pack contains a cassette recorder, a "Me and My Micro" book and a software cassette which ties in with the programme.

The pack costs £245.

Also coming up on Channel 4 is a new micro show, planned to run from mid-February to the end of March next year.

Jokily entitled "4 Computer Buffs", the seven-part series will feature the team from Thames TV's "Database" programme.

Fairy tale world on the screen

A NEW adventure game from Electron User allows young children to explore a fairy tale world peopled by familiar story book characters and sprinkled with magic.

The Magic Sword cassette comes with a 48 page full colour book that recounts all the events leading up to the start of the adventure.

There's a handsome prince, a beautiful princess, a castle with secret passages and mysterious dungeons, dense forests, deep caves — and a crooked house complete with wicked witch.

Colourful animated

graphics and lots of exciting sound effects encourage the child to travel through the countryside and explore the castle to find the princess and release her from the witch's clutches.

The text is in double-height characters and there is a compass on

screen throughout the game showing, in flashing mode, directions in which moves are permitted — a useful aid for those new to adventure games.

The complete package — cassette and storybook — is available from Database Publications, price £8.95.

BUSINESS ROM

THE Electron has become a low-cost business machine with the aid of a £29.95 add-on, according to Broadway Electronics.

The firm is the

latest to produce a sideways ROM card.

It plugs into the Electron's extension port without modification, enabling software to be called up instantly.

Micros for murals

THE "A" level art students of Sandbach School in Cheshire got some unexpected design experience recently when they produced a set of murals for Acorn's new Altrincham, Manchester offices.

The idea came from John Taylor, a director of 3SL, Acorn's North West distributor.

The deal was that the lads would design and build the murals from materials paid for by Acorn. In return, they would get a BBC Micro for their school – plus a real project to get their teeth into.

In the event, Acorn was so pleased with the result that they also gave each boy an Electron as a personal memento.


GOOD DEAL

UNDER 18s saving up to buy an Electron will find it a cheaper proposition if they have an account at the Luton branch of the Leeds Permanent Building Society.

If they successfully play one of three special building society games on micros installed at the branch youngsters up to 18 receive an automatic £1 voucher printout with which to open a savings account.

And distributors Broadway Electronics will knock £5 off the price of an Electron and give free software if the purchase is made with a Leeds cheque.

Broadway is one of four Acorn dealers taking part in the pilot scheme in East Anglia.



Acornsoft launches new cult adventure

ACORNSOFT has launched a pre-Christmas blitz on Electron users with 20 new titles backed by a £150,000 promotional campaign.

And it is predicting it will enjoy a bumper Christmas with anticipated sales of around £2.5 million – more than double those for the same period last year.

It bases this forecast on the fact that its recent releases will boost its total of programs available for the Electron and BBC Micro to 120.

The company's latest offerings include four for the growing home education market which, according to Acornsoft, "take computer learning back to first principles".

Cocktails

The software publisher has also zeroed in on the non-hobbyist adult user, with home interest subjects ranging from how to make cocktails to a "sympathetic" weight-watchers program.

However Acornsoft

expects its real Christmas sales bonanza to come from Elite, which it is touting as the new cult game for the festive season.

This integrates 3D spaceflight simulation within a non-stop galactic adventure.

It places Electron and BBC Micro users in command of a Cobra space ship on what the promotional material describes as: "A fantastic voyage of discovery and adventure, representing the ultimate test of a human's flying, combat, navigational and entrepreneurial skills".

Intergalactic trading



Acornsoft's Elite... 3D space flight simulation in a galactic adventure

between countless planets exposes players to danger from pirates and, should profitable contraband be carried, from police ships as well.

Coveted

The profits gained, however, buy better defences, which help the traders survive another day and, eventually, win the coveted rank of Elite.

Acornsoft believes Elite represents the state of the art in home computer entertainment

taxing a player's skills both of coordination and intellect.

Elite took two years to develop in association with Cambridge undergraduates Ian Bell and David Braben.

Priced at £12.95, the package includes a 64 page space traders flight training manual, a space ship identification chart, command reference card and function key strip, and to set the scene, a science fiction novella based on the game entitled The Dark Wheel.

NIGEL PETERS deciphers another programming problem...

HAIL CAESAR JCKN ECGUCT

THIS month we'll be using the Electron to help unravel one of the best-known ciphers in the world — the Caesar cipher. This method of writing secret messages got its name from its inventor, Julius Caesar.

It works by displacing each letter of the message a certain number of letters along the alphabet. If that sounds complicated, don't worry too much — it isn't.

All it means is that if I wanted to encode the word ELECTRON I would first decide on what the shift would be. Suppose I wanted it to be two letters. Then the encoded word would be GNGEVTQP.

This is because G is two letters along the alphabet from E, N is two letters along from L, and so on.

We could have made the shift four letters long (in which case ELECTRON is IPIGXVSR) or any other number up to 25.

The simple way to write a message in Caesar cipher is to decide on the displacement and write out two alphabets, as in Figure 1.

Here the displacement is two letters. The top line, or plain, is the normal alphabet. The bottom line, or cipher, is the alphabet displaced by two letters.

Notice that when you get past Z the next letters are A and B — the alphabet wraps around.

Now it's easy to write your message. Just look up its letters in the top row and note down the corresponding letters from the cipher. USER in plain would become WUGT in cipher.

Of course you could have any of 25 cipher alphabets in a Caesar cipher, because the displacement can be anything up to 25 letters.

If the displacement is 26

letters you get back to the normal alphabet again — not so clever when you're trying to send a secret message.

Figure 11, a sort of super Figure 1, shows the plain alphabet on the top row with the 25 possible cipher alphabets below it. You can use it to encode your cryptic messages in Caesar cipher with the displacement of your choice.

If you want the micro version of Figure 11 then Program 1 will produce it for you.

But what, you may ask, has this to do with the Electron? Well, try decoding a Caesar cipher message such as LTAA SDCT. It's not easy if you don't know what the displacement is.

You can spend ages searching through the table in Figure 11 trying out displacement after displacement until the message makes some kind of sense.

Have a go at figuring out LTAA SDCT using the table. It's not easy, is it?

Well Program 11, which comes under the magnifying glass this month, makes life easier. It uses exactly the same method as above.

Let's see how it works, line by line.

The first two lines are just REM statements, telling what the program is and who wrote it. I'll do anything to see my name in print!

Line 30 is a *FX command which ensures that the keyboard is in Caps Lock. The reason for this is that the

program is easier to follow than if it allowed for lower case letters as well.

The INPUT statement of line 40 asks for a sample of the coded message to be entered and this is stored in the string variable word\$.

The next line's LEN just finds the number of characters in word\$ and stores the result in the numeric variable length.

Having taken a sample of the enciphered message and measured the length of the sample, the program now enters a set of two nested loops.

The effect of these is to display the sample of the cryptic message in each of the 25 alternative alphabets available. It prints out each of these alternatives with the number of letters that it is offset.

If a sample actually makes some sort of sense you press Return and get the chance to have the Electron decode the whole message. Otherwise pressing any other key allows the micro to continue printing out the alternative versions of the sample until eventually one makes sense.

Lines 60 and 170 form a FOR...NEXT loop with the control variable offset. This ranges in value from 1 to 26, obviously once for every letter of the alphabet.

Each time round this outer

loop line 70 sets up a string variable clear\$ and sets it to the null, or empty, string. This string is used in the inner FOR...NEXT loop formed by lines 80 and 130.

The inner loop takes the sample word apart, letter by letter, and rewrites it in a new alphabet with the letters offset by the variable offset.

Since offset is the control variable of the outer loop and varies from 1 to 26, this means that the inner loop rewrites the sample word with each of the 26 available alphabets.

If the person who coded the message has done the job properly, then one of them

Plain: ABCDEFGHIJKLMNOPQRSTUVWXYZ
Cipher: CDEFGHIJKLMNOPQRSTUVWXYZAB

Figure 1: Offset alphabet

```
10 LET string$="ABCDEFGH
IJKLMNOPQRSTUVWXYZ"
20 PRINT string$
30 FOR loop=1 TO 25
40 string$=RIGHT$(string
$,25)+LEFT$(string$,1)
50 PRINT string$
60 NEXT loop
```

Program 1

A	B	C	D	E	F	G	H	I	J	K	L	M	N	O	P	Q	R	S	T	U	V	W	X	Y	Z
B	C	D	E	F	G	H	I	J	K	L	M	N	O	P	Q	R	S	T	U	V	W	X	Y	Z	A
C	D	E	F	G	H	I	J	K	L	M	N	O	P	Q	R	S	T	U	V	W	X	Y	Z	A	B
D	E	F	G	H	I	J	K	L	M	N	O	P	Q	R	S	T	U	V	W	X	Y	Z	A	B	C
E	F	G	H	I	J	K	L	M	N	O	P	Q	R	S	T	U	V	W	X	Y	Z	A	B	C	D
F	G	H	I	J	K	L	M	N	O	P	Q	R	S	T	U	V	W	X	Y	Z	A	B	C	D	E
G	H	I	J	K	L	M	N	O	P	Q	R	S	T	U	V	W	X	Y	Z	A	B	C	D	E	F
H	I	J	K	L	M	N	O	P	Q	R	S	T	U	V	W	X	Y	Z	A	B	C	D	E	F	G
I	J	K	L	M	N	O	P	Q	R	S	T	U	V	W	X	Y	Z	A	B	C	D	E	F	G	H
J	K	L	M	N	O	P	Q	R	S	T	U	V	W	X	Y	Z	A	B	C	D	E	F	G	H	I
K	L	M	N	O	P	Q	R	S	T	U	V	W	X	Y	Z	A	B	C	D	E	F	G	H	I	J
L	M	N	O	P	Q	R	S	T	U	V	W	X	Y	Z	A	B	C	D	E	F	G	H	I	J	K
M	N	O	P	Q	R	S	T	U	V	W	X	Y	Z	A	B	C	D	E	F	G	H	I	J	K	L
N	O	P	Q	R	S	T	U	V	W	X	Y	Z	A	B	C	D	E	F	G	H	I	J	K	L	M
O	P	Q	R	S	T	U	V	W	X	Y	Z	A	B	C	D	E	F	G	H	I	J	K	L	M	N
P	Q	R	S	T	U	V	W	X	Y	Z	A	B	C	D	E	F	G	H	I	J	K	L	M	N	O
Q	R	S	T	U	V	W	X	Y	Z	A	B	C	D	E	F	G	H	I	J	K	L	M	N	O	P
R	S	T	U	V	W	X	Y	Z	A	B	C	D	E	F	G	H	I	J	K	L	M	N	O	P	Q
S	T	U	V	W	X	Y	Z	A	B	C	D	E	F	G	H	I	J	K	L	M	N	O	P	Q	R
T	U	V	W	X	Y	Z	A	B	C	D	E	F	G	H	I	J	K	L	M	N	O	P	Q	R	S
U	V	W	X	Y	Z	A	B	C	D	E	F	G	H	I	J	K	L	M	N	O	P	Q	R	S	T
V	W	X	Y	Z	A	B	C	D	E	F	G	H	I	J	K	L	M	N	O	P	Q	R	S	T	U
W	X	Y	Z	A	B	C	D	E	F	G	H	I	J	K	L	M	N	O	P	Q	R	S	T	U	V
X	Y	Z	A	B	C	D	E	F	G	H	I	J	K	L	M	N	O	P	Q	R	S	T	U	V	W
Y	Z	A	B	C	D	E	F	G	H	I	J	K	L	M	N	O	P	Q	R	S	T	U	V	W	X
Z	A	B	C	D	E	F	G	H	I	J	K	L	M	N	O	P	Q	R	S	T	U	V	W	X	Y

Figure 11: Cipher table



must make sense!

This inner loop has the control variable *slice* which varies from 1 to the value of *length*. We met *length* in line 50. It holds the number of characters in the sample word. This means that the loop cycles once for each letter in *word\$*.

Line 90 looks complicated but isn't all that hard when you take it bit by bit.

The function *MID\$* takes one letter from the string *word\$*. Which letter it takes depends on the value of *slice* which in turn depends on the stage the loop has reached.

Since *slice* varies from 1 to the length of *word\$* this means that every letter of the sample word is selected in turn.

When *MID\$* selects a letter the *ASC* function in front of it gives the Ascii value of that letter. The Ascii value is just a number that represents a letter. A is 65, B is 66, and so on until Z is 90.

So, as the loop cycles, each letter of the sample is turned into a number which represents it.

Line 90 doesn't stop there, however. It also adds the value of *offset* to the Ascii code for that letter and stores the result in the variable *lettercode*.

Depending on how many times the outer loop has cycled, *offset* will vary between 1 and 26 in value.

What this means is that when the inner loop has finished, the Ascii code for each letter of the sample has been increased by the same offset.

All that is needed to see the new word produced from the sample is to take each of these codes in turn and find out what

letter they stand for.

This is what line 110 has been doing. *CHR\$* produces the letter for that particular value of *lettercode* and stores it in the string *letter\$*.

Each time round the inner loop *letter\$* is added to *clear\$*. When the loop stops, *clear\$* holds all the letters of the original sample, *offset* letters along the alphabet.

But what, you might be wondering, does line 100 do? The answer is that it allows for the wrap around in the alphabet that we saw earlier.

Suppose the letter we were working on was Z and the offset was to be three letters. Well, you and I would have the sense to realise that we go back to A and start again. The required letter would be C.

If we didn't have line 100, however, the Electron would take the Ascii code for Z, which is 90, and add the offset to it. The answer would be 93 and line 110 would try to find out what 93 represents.

If you try:

```
PRINT CHR$(93)
```

on your Electron, you'll see that it is a square bracket, not the letter C that it should be.

Line 100 allows for this by taking away 26 from the value of *lettercode* if it's over 90. In this case, the result of subtracting 26 from 93 is 67, which is the Ascii code for C.

Once the inner loop is finished the Electron goes onto line 140 which displays the new version of the sample word and the offset that

produced it.

The next line causes the program to halt until you press a key. This allows you to look at *clear\$* to see whether it makes any kind of sense.

When you press a key that letter is placed in the string *wait\$*. The next line examines *wait\$* and if you pressed the Return key — which you do when *clear\$* makes some kind of sense — it takes you off to *PROCmessage*.

If you didn't press Return the Electron goes round the outer loop again, trying another value of *offset*.

Eventually when *offset* has got to 26, *clear\$* will be the same as the coded sample and the program will go on to line 180 and end.

In this case either you haven't recognised the sample word or the person who created the ciphered text got it wrong.

And that's about it for this month. *PROCmessage*, which is defined in lines 190 to 310, comes into operation when you have recognised the word and pressed Return.

It asks you to type in the whole message, takes the value of *offset* and prints out the deciphered text. As it's almost the same as the first part of the program I've left it for you to try and figure out.

The only real difference is line 250 which just allows for the fact that the coded message might have spaces (Ascii code 32) in it. After all, there's no point in adding the offset to a space is there?

When you've figured it out, you might also be able to see that you could use *PROCmessage* to translate your secret messages into Caesar cipher.

WPKT UJC

```

10 REM CAESAR CIPHER
20 REM NIGEL PETERS
30 #FX202,32
40 INPUT "Enter test word",word$
50 length=LEN(word$)
60 FOR offset=1 TO 26
70 clear$=""
80 FOR slice=1 TO length
90 lettercode=ASC(MID$(word$,slice,1))+offset
100 IF lettercode>90 THEN
    lettercode=lettercode-26
110 letter$=CHR$(lettercode)
120 clear$=clear$+letter$
130 NEXT slice
140 PRINT clear$, offset
150 wait$=GET$
160 IF wait$=CHR$(13) THEN
    N PROCmessage(offset):END
170 NEXT offset
180 END
190 DEF PROCmessage(offset)
200 INPUT "Cipher" cipher$
210 length=LEN(cipher$)
220 message$=""
230 FOR slice=1 TO length
240 lettercode=ASC(MID$(cipher$,slice,1))
250 IF lettercode<>32 THEN
    N lettercode=lettercode+offset
260 IF lettercode>90 THEN
    lettercode=lettercode-26
270 letter$=CHR$(lettercode)
280 message$=message$+letter$
290 NEXT slice
300 PRINT message$
310 ENDPROC

```

Program II

The joy of giving interfaces some stick

ALMOST as soon as the Electron was available a host of add-ons were announced from several suppliers. The most prolific was a joystick interface in some form or another.

The reason why such a thriving industry has grown up around the Electron is because – unlike its big brother the BBC Micro – the Electron has no interfaces built in when it is bought.

So what is an interface? What's the difference between analogue and switched joysticks? Why do you need software to allow the use of an interface with games?

To answer these questions it is necessary to look at basic micro hardware and the Electron's operating system.

Every byte of memory in a computer – both RAM and ROM – has an address. For the 6502 processor in the Electron this can range between 0

and 65535, or the more familiar 64k.

Every computer has its memory laid out in a different way. The Electron's is shown in Figure 1.

It is possible in the Electron to read and write to RAM directly from Basic with instructions, such as in Figure 11.

This instruction will write the value 45 to address FE07. Do this on your own Electron and see the result.

The reason why such a dramatic effect occurs is because you are not actually writing to memory but directly to the Electron's ULA chip. So not only can we read and write to RAM, but we can also read and write to other devices which to the computer look just like memory.

This technique is called memory mapped input/output addressing, or memory mapped IO for short.

In the memory map of the Electron you will see that there are a lot of locations not used from FC00 to FDFF. These amount to 512 addresses.

Wouldn't it be useful if we could somehow get hold of some of these addresses and attach our own devices to them – such as a joystick?

If we are going to go to the trouble of building a joystick interface, what type shall it be?

There are two types – analogue and switched – and both require different interfaces.

An analogue joystick produces two signals, each of which changes in value as the stick is moved up and down and from left to right. This type is expensive to manufacture and costs around £20 to buy.

Analogue to digital converters, which are also expensive, are required to interface them to the Electron.

Switched joysticks on the other hand have five switches which close when the stick is moved in any direction or the fire button is pressed.

They cost from £7.50, but deluxe models are available for

more than twice that.

Like everything, the more expensive models tend to be better quality and more reliable. But some of the cheaper models like Quickshot II are very popular because of the trigger action fire button and a rapid fire mode for those players with an aching trigger finger.

The vast majority of home computer manufacturers have adopted switched joysticks as standard. There is no doubt that games players prefer the positive feel of them to the rather sloppy analogue type.

It is interesting to note that analogue joysticks are really a hangover from the very early arcade and video games which used paddles. Remember those first tennis games?

Fortunately, while the Electron hasn't got joystick and other interfaces built in, it does have an expansion bus poking out at the rear of the case.

On this bus are all the address and data lines straight from the 6502 processor. So it is possible to fill in those holes in the Electron's memory map with other devices. In other words – interfaces. A switched

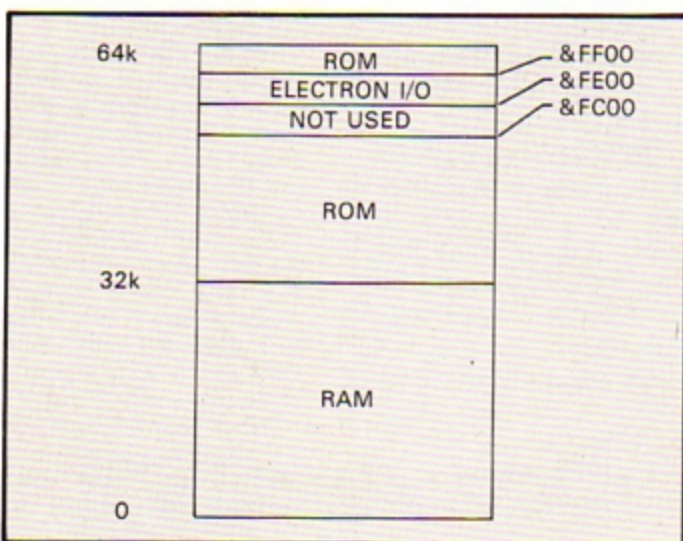


Figure 1: Electron memory map

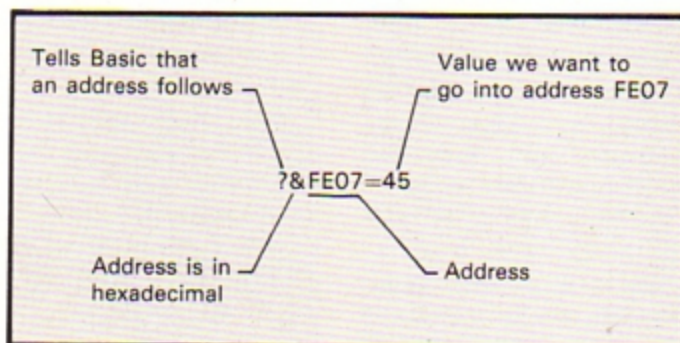


Figure 11: Poking an address



By **RAY
THREADGOULD**

joystick interface is shown in Figure III.

If we arrange for the address decode circuit to enable the buffer chip when, say, address FCC0 as in the First Byte interface, is used, then we can read in the status of the joystick switches.

This can be done from Basic like this:

JOYSTAT=?&FCC0

The variable *JOYSTAT* will normally be zero when the stick is in its centre position and the fire button is not pressed, but will change when the stick is moved or the fire button is pressed.

So with a simple instruction we can read in all the joystick information.

This is a very quick method of getting a player's response when playing a fast action game. Using an analogue joystick would necessitate an A/D converter which would

slow up the Electron.

This is an important point for ardent games players who will already be aware of the decreased speed of the Electron compared with the BBC machine.

So we can now plug in a joystick interface to the Electron and in turn plug a switched joystick into that. But how do we make games look at the joystick and not at the keyboard?

When a games writer wants to test if a key is pressed there is a routine available in the Electron's operating system which can be used.

If this routine is intercepted before it looks at the keyboard and control is passed to a machine code program, the joystick can be looked at and any movements passed back

to the game which still thinks that a key has been pressed.

Unfortunately, there are two ways of looking for a key press. It is also possible to trick the Electron into thinking it has an analogue joystick connected when actually it has a good old faithful switched joystick.

Confused? There's no need to be – all this has been taken care of for you on games conversion tapes supplied with an interface.

These work by loading in a program before a game is played – an operation that takes less than a minute – and running it.

The Electron operating system is patched by the routine in such a way that any scan of the keyboard is intercepted and a scan of the

joystick is also made.

If the joystick has been moved the routine returns information to the calling program as if the corresponding key has been pressed.

This technique allows you to use switched joysticks on more than 99 per cent of the games on the market – including Acornsoft. That's a statistic which no doubt causes some embarrassment to the designers of the Acorn Plus 1.

In due course, most games houses will release games which will have been written to read the joystick interface directly and this will remove the need to use any additional software.

Incidentally, listings of games published in *Electron User* can also be modified to work directly with a joystick interface.

So now you know some of the finer points of joystick interfaces why not have a go and modify them?

One thing I'm certain of – you'll certainly enjoy getting them working, and you'll save punishing that hard worked Return key!

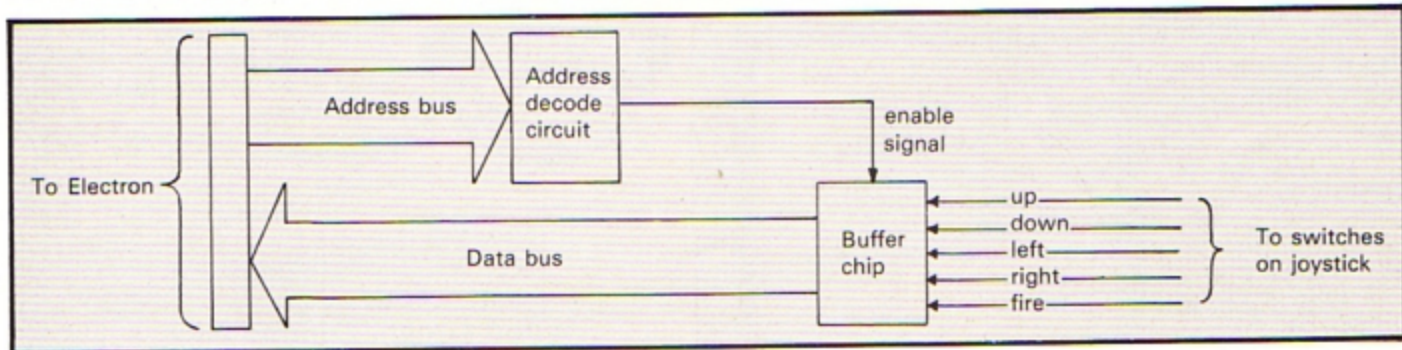


Figure III: Switched joystick interface

**SEE THEM
LIVE!
SEE THEM IN
ACTION!**

Explore Pace's
state-of-the-art
E-net Classroom

NETWORKING

All your questions
answered by
the experts

Link into
Micronet and
other giant databases

COMMUNICATIONS

Dial Knowledge Index
in the USA - direct
from the Show

ELECTRON &

BBC MICRO

USER SHOW

Communications and networking are the twin themes that are creating the greatest interest among users of microcomputers. In special presentations at the October Electron & BBC Micro User Show we unveil the mysteries and show how your computer at home can send and receive messages from all parts of the world.

Alexandra Palace, London N22

**Thursday to Sunday,
October 25 to 28**

This voucher is worth £1 per head

Reduced prices for School/College Groups

Entry only £1 per student if bookings are made in advance. Send your cheque (made payable to Database Publications) and SAE to:

Electron & BBC Micro User Show
68 Chester Road, Hazel Grove,
Stockport SK7 5NY
Tel: 061-456 8383
Valid for a minimum of 10 people

SAVE MONEY with our Special Travel and Hotel Offer

Visitors to the Show can obtain cut-price rail tickets from ANY station in the United Kingdom - plus special reduced prices at London hotels. Write to:

Travel Offer, P.O. Box 1, St. Albans AL1 4ED with SAE or Telephone: St Albans 34475 quoting: The Electron & BBC Micro User Show.

**ELECTRON &
BBC MICRO
USER SHOW**

By handing in this voucher at the door you save £1 off the normal admission price of £3 (adults) and £2 (children).

(Valid for a maximum of 4 people)
(Only 1 voucher per person)

10am-5pm, Thursday, 25 October
10am-5pm, Friday, 26 October
10am-5pm, Saturday, 27 October
10am-4pm, Sunday, 28 October

**Alexandra Palace
Wood Green, London N22.**

Number attending: 1 2 3 4

FIRST BYTE ELECTRON JOYSTICK INTERFACE

Printer
Interface
OUT NOW
Uses normal BBC printer commands!
No software required!



ELECTRON JOYSTICK INTERFACE

Electron users! This is the add-on everyone wants. It's the new Electron switched joystick interface from First Byte - available now with *free* conversion tape that vastly extends your game range right away.

The interface operates with all 'Atari-style' 9-pin joysticks, and its many advanced design features put it way out in front for quality and reliability. That's why, to date 15 major software houses are already bringing out games that work directly with the First Byte Electron Joystick Interface - and many more are sure to follow.

FREE conversion tape - play all these top games right now

Every Electron Joystick Interface comes with a free conversion tape, so you can use some of the most popular games around right now:

- | | | |
|------------------------|------------------|--------------------|
| ● Killer Gorilla | ● Kamakazi | ● Lunar Rescue |
| ● Moonraider | ● Chuckie Egg | ● Bugblaster |
| ● Positron | ● Atom Smasher | ● Blagger |
| ● Croaker | ● Alien Break In | ● Bed Bugs |
| ● Swoop | ● Birds of Prey | ● Alien Dropout |
| ● Bandits at 3 o'clock | ● Galaxy Wars | ● Daredevil Dennis |
| ● Escape from | ● City Defence | ● Snooker |
| ● Moonbase Alpha | ● Monsters | ● Diamond Mine |
| ● Cybertron Mission | ● Pool | ● Vortex |
| ● Cylon Attack | ● Pengwyn | |

The conversion tape also allows you to configure most other games for joystick control.

Games specially for the First Byte Interface

All these major software houses are bringing out games that work with the First Byte Electron Interface, with no conversion tape needed.

- | | | | |
|-----------------|------------|------------|---------------------|
| ● Alligata | ● Romik | ● Aardvark | ● Software Invasion |
| ● A & F | ● Bug-Byte | ● Optima | ● MRM |
| ● Program Power | ● Visions | ● Postern | ● Beebugsoft |
| ● Superior | ● Virgin | ● Phoenix | |

The First Byte Electron Joystick Interface - available now from all good dealers and W. H. Smith.

Look at these advanced design features.

Works with all 'Atari-style' 9-pin joysticks and utilises rapid-fire mode on Quickshot 2.

Only 2 chips for ultra-high reliability and low power consumption ensuring safe operation with the Electron.

Custom-built, colour-co-ordinated case in high-impact plastic. Special fitments ensure that when the joystick is plugged in, the case takes the strain, not the soldered joints.

Gold-plated connectors ensure a perfect contact. Metal polarising key and nylon end caps ensure positive locking.

**FIRST
BYTE**

A GENUINE FIRST BYTE
ADD-ON

First Byte Computers,
10, Castlefields,
Main Centre, Derby.
DE1 2PE
Tel: Derby (0332) 365280

GAMEMAKER 2

Make your games come alive with multi-coloured shapes and characters. Arcade quality high-speed games are yours if you have an Electron, the ability to write BASIC programs and GAMEMAKER 2.

Design your own:
Flying Ships
Walking Men
Chasing Monsters
Flashing Eyes
Beating Wings



Control them
with simple
commands, e.g.

- *GM left 1
- *GM up 1



- *Easy to use menu style
- *32 shapes each with 2 images
- *48 possible images
- *Different sizes — max. 16 x 24 pixels
- *Naming facility for library usage
- *Tape save and re-load

- *Simple commands from BASIC
- *Variable movement speed
- *Collision detection with other shapes
- *Variable animation speed
- *Name prompter via f1 key
- *Low memory usage



Become an ELECTRON GAMEMAKER 2
Send the coupon below for your copy
Price includes postage, VAT and our guarantee.

£12.99

To: **HOLLY** Computers Ltd
PO Box 17
Bingley
West Yorkshire
BD16 3JJ

Please send me _____ copies of GAMEMAKER 2.

I enclose £_____ in payment.

Name _____

Address _____

date

AD10



A brilliant 3D action game by ROLAND WADDILOVE

PROCEDURES

PROCscreen	Draws the screen — delete PROC-colour-off to see it being done.
PROCInstructions	Uses text windows to display the title and instructions.
PROCinitialise	Sets up the arrays, sets the high scores and names, defines the characters and the envelopes used.
PROCa	New ship.
PROCb	Enemy ship fires back.
PROCc	Move ground forward.
PROCd	Move enemy ship.
PROCe	Fire laser.

VARIABLES

D%	Whether it is day or not.
P%	Power left.
S%	The enemy ship.
Z%	Score.
H%	How many ships hit on screen 1.
G%	Which ground colour is black.

DOOM RUN by Allan Morris published in July edition of *The Micro User* inspired me to write this game.

I couldn't fully understand Doom Run — there were about 70 variables — but I managed to grasp the basic principles used in creating the 3-D effect which allowed me to create my own 3-D space game, Starfighter.

The ground appears to move below the ship although nothing actually moves at all.

It is made up of three colours, two are set to green and one to black. By changing the one set to black the ground appears to move.

By selecting the colours carefully, the enemy ship appears to pass under and over certain objects rather like a sprite.

The ship is exclusive-ored

with the background. The resulting colour is either the same as the ship — making it appear to pass over the object — or the same as the background — making it appear to pass under it.

A game like Starfighter must be made to run as fast as possible, so the procedure names have been kept short and the resident integer variables have been used. Unfortunately this makes the program difficult to follow.

When typing in the program, some lines will be apparently too long to fit in. All the abbreviations for the Basic key words must be used.

If you still have trouble, use two lines — it will not make any difference to the program.

**Full listing starts
on Page 53**

Here's something **SPECIAL** from

BARGAIN OFFER!
FOUR classic games for only £1.50 each

electron
user

We've commissioned four rip-roaring games for the Electron and BBC Micro

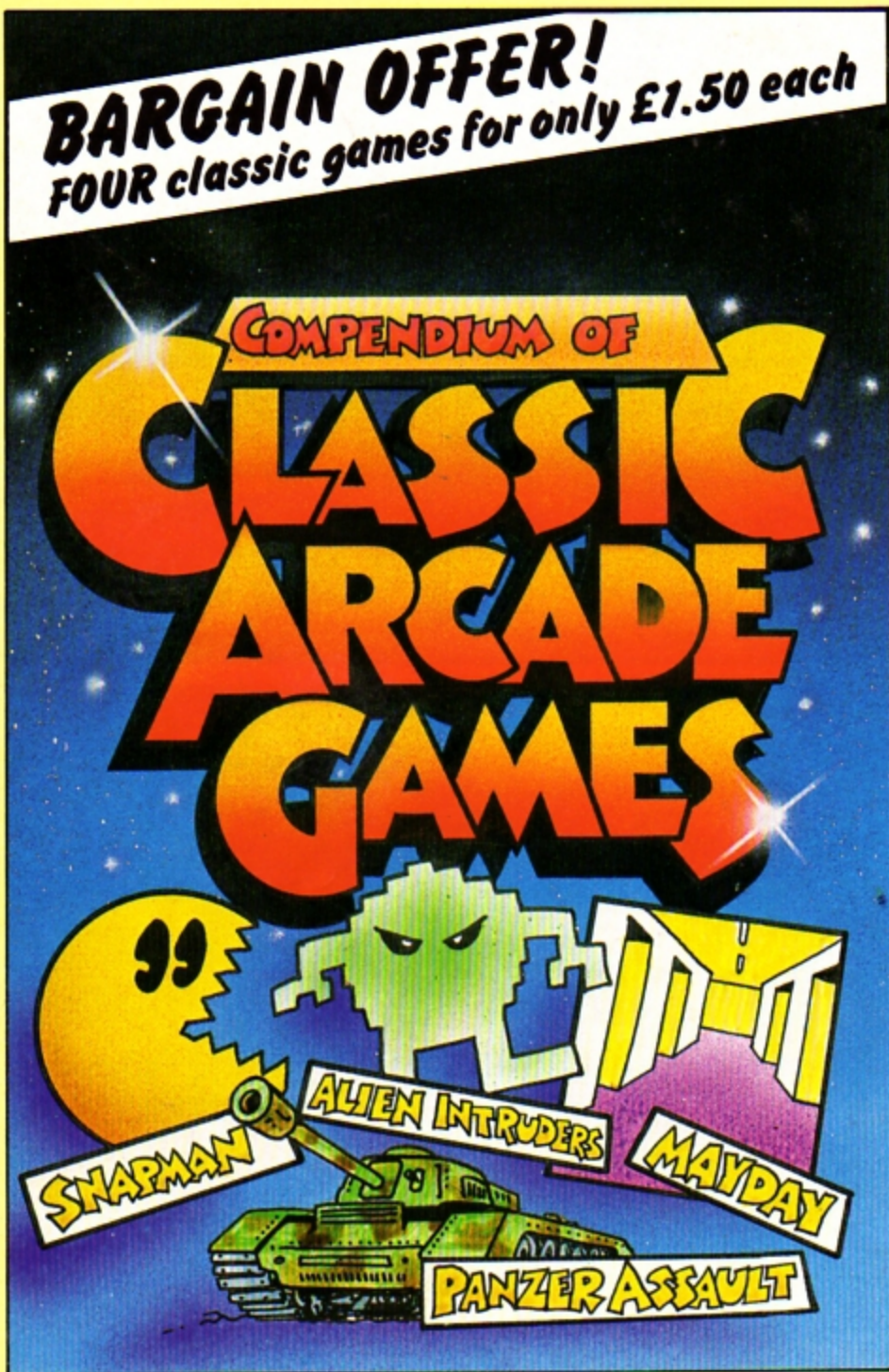
Three of this high-powered collection are top-rate machine-code versions of arcade classics and the fourth is a thrilling real-time adventure game. There's hours of enjoyment and something to suit everyone in this unique value for money collection

SNAPMAN – Guide your man through the maze as he munches energy pellets and avoids hostile aliens

ALIEN INTRUDERS – With only your laser for protection you must destroy the waves of aliens who threaten to engulf you

PANZER ATTACK – You are a tank commander engaged in vicious combat against encircling enemy forces

MAYDAY – A futuristic adventure! As captain of an interstellar cruiser you must guide the sole survivor of a stricken space freighter through the wreckage of his craft. If you fail to recover those vital medical supplies a whole planet is doomed!



Please send _____ copy/copies of
Classic Arcade Games.
I enclose a cheque/PO No. _____
for £ _____
made payable to: Database Publications Ltd.

- ☐ Electron tape £5.95
- ☐ BBC Micro tape £5.95
- ☐ BBC Micro disc £7.95

(Please tick)

Name _____

Address _____

Post code _____ Tel: No. _____

Post to: Classic Arcade Games offer, Electron User, 68 Chester Road, Hazel Grove, Stockport SK7 5NY

**NEW!
FOR BBC
& ELECTRON**

**AVAILABLE
NOW!**

Super colour
graphics with six
skill levels & 48
screen
locations

1 WARP

COMING NOV 1st
BBC/ELECTRON/48K SPECTRUM



arcade fun as Santa delivers
the presents on Xmas eve...
overcome hostile snowmen,
flying snowballs, ice & icicles
etc. whilst consuming as much
cake & sherry as possible on the way.
Hi-res full colour graphics £7.95

Zorakk the
Conqueror...
a strategical
fantasy
adventure
with full
colour
graphics.
£7.95

Space station
Alpha... a
full colour
space
battle with
3D graphics
£7.95



**AVAILABLE
NOW**

**ORDER
BY POST**

Access, Barclaycard
or send cheque/P.O.



Space...the final frontier...
as commander of a federation starship,
your mission is to seek out a fellow captain
who is lost in space. You must explore
strange new galaxies, fight and destroy
the enemy and boldly go where no man
has gone before.

BBC £7.95 ELECTRON £7.95

ICON

SOFTWARE

45 High Street, Gosforth, Tyne & Wear, Tel. (021) 2846066

Available from most major stockists, all good computer shops or direct from us.
Dealers contact Centresoft Express.

The Electron can help to write your tunes

LAST month we talked about how to use the **SOUND** command to tell the Electron to make a noise.

We saw how entering:

```
SOUND 1,-15,30,20
```

or:

```
SOUND 1,-15,90,40
```

could produce noises from the micro. The basic structure of the command was seen to be:

```
SOUND channel,loudness,  
pitch,duration
```

and, for the time being, we kept channel as 1 and loudness as -15, concentrating on the *pitch* and *duration* parameters. These had ranges between 0 and 255 and controlled the highness or lowness and the length of the note.

We also saw that in the West at least our ears have learnt to expect that the *pitch* changes in regular steps. The most fundamental of these steps is the semitone.

Run Program I and you'll hear a series of notes, each being higher than the next by a regular amount. This amount is a semitone and consists of an increase of four in the *pitch* parameter.

```
10 REM PROGRAM I
20 REM SEMITONES
30 FOR rise=0 TO 44 STEP
4
40 SOUND 1,-15,52+rise,5
50 NEXT rise
60 SOUND 1,-15,100,10
```

Program I

It's not all that interesting to listen to, is it? The next basic

building block of Western music is the tone.

Program II produces a rising series of notes, each one a tone apart.

```
10 REM PROGRAM II
20 REM TONES
30 FOR rise=0 TO 40 STEP
8
40 SOUND 1,-15,52+rise,5
50 NEXT rise
60 SOUND 1,-15,100,10
```

Program II

Again, it's not very interesting is it? However, there are two things to notice.

The first is that both the programs have used a **FOR...NEXT** loop which cycles around a single **SOUND** command. Each time round the loop control variable, *rise*, is

increased by four or eight.

Since this is added to the *pitch* parameter each time round, the note rises in steps

```
10 REM PROGRAM III
20 REM A SCALE
30 SOUND 1,-15,52,5
40 SOUND 1,-15,60,5
50 SOUND 1,-15,68,5
60 SOUND 1,-15,72,5
70 SOUND 1,-15,80,5
80 SOUND 1,-15,88,5
90 SOUND 1,-15,96,5
100 SOUND 1,-15,100,10
```

Program III

of a semitone or a tone.

The second thing to notice is that using **FOR...NEXT** loops ensures a regular increase in pitch for each successive note. But it's hardly

exciting and sounds somehow incomplete.

Run Program III and I think you'll agree it sounds much more satisfying.

These eight notes form a scale, a musically pleasing set of sounds that somehow seem grouped together. You'll notice that if you play the first note:

```
SOUND 1,-15,52,5
```

and then the last note:

```
SOUND 1,-15,100,10
```

they seem to be the same note, but one is higher than the other. The difference is known as an octave.

```
SOUND 1,-15,148,10
```

gives the same note, another octave higher.

If you notice the differences in the *pitch* parameters of each of the **SOUND** commands in Program III you'll see that the differences are 8, 8, 4, 8, 8, 8, 4. This ordered sequence of increases in pitch produces a scale.

The trouble is that we can't



Part II of NIGEL PETERS' new series on making the most of the Electron's sound channels

easily use a FOR...NEXT loop to play the notes as the STEP would have to keep varying. And the way Program III does it, using one SOUND after another, is rather inelegant to say the least.

Program IV shows a much better way of playing a scale.

```
10 REM PROGRAM IV
20 REM A BETTER SCALE
30 FOR note=1 TO 7
40 READ pitch
50 SOUND 1,-15,pitch,5
60 NEXT note
70 SOUND 1,-15,100,10
80 DATA 52,60,68,72,80,88,96
```

Program IV

Here we're back to the good old FOR...NEXT loop again, cycling round a solitary SOUND statement.

This is achieved by putting all the *pitch* parameters we want in the DATA statement of line 80 and READING them off one after another in line 40.

As you can see, it's a much more elegant way of doing things. Also it's very easy to change the DATA statements so you can have any scale you like.

Just put in the numbers you want and the program does the rest. With Program III we'd have had to change it line by line.

Program V shows another way of doing this. PROCpick-scale allows you to choose which scale you want, while PROCplayscale does it for you.

PROCplayscale is very similar to Program IV, but we don't have to change the DATA for new scales.

This is because the DATA line doesn't contain the actual pitches of the notes to be played. It contains the numbers that have to be added to the first *pitch* to get the required note.

This is the *offset*. Each time round the loop in PROCplayscale, line 140 READs the DATA line to find the required *offset*.

Line 150 then adds this to the *basenote* picked in PROCpick-scale and plays it. The result is the scale of your choice.

This technique of using an offset around a base note comes in very useful when you're writing your own tunes. You can write the program and

```
10 REM PROGRAM V
20 REM MORE SCALES
30 REPEAT
40 PROCpickscale
50 RESTORE
60 PROCplayscale
70 UNTIL FALSE
80 END
90 DEF PROCpickscale
100 INPUT "What number shall the scale start at",basenote
110 ENDPROC
120 DEF PROCplayscale
130 REPEAT
140 READ offset
150 SOUND 1,-15, basenote+offset, 5
160 UNTIL offset=48
170 DATA 0,8,16,20,28,36,44,48
180 ENDPROC
```

Program V

all you have to do if you want to change the tune is adjust the DATA statements.

However, let's leave that for a minute and have a look at how to get the Electron to play tunes. So far all we've done is play notes which have increased in pitch by fixed amounts.

Each note (except the final one) lasted for the same amount of time and, frankly,

```
10 REM PROGRAM VIII
20 PROCinit
30 REPEAT
40 PROCmenu
50 UNTIL counter=20
60 END
70 DEF PROCinit
80 VDU 23,1,0;0;0;0;
90 DIM pitch(20),duration(20)
100 counter=0
110 ENDPROC
120 DEF PROCmenu
130 CLS
140 PRINT "SPC(6)"PRESS THE KEY FOR CHOICE"
150 PRINT "SPC(6)"1) PLAY TUNE"
160 PRINT "SPC(6)"2) ADD NEW NOTE"
170 PRINT "SPC(6)"3) DISPLAY NOTES"
180 wait=GET
```

Program VIII

```
10 REM PROGRAM VI
20 SOUND 1,-15,100,10
30 SOUND 1,-15,108,10
40 SOUND 1,-15,92,10
50 SOUND 1,-15,44,10
60 SOUND 1,-15,72,20
```

Program VI

the whole effect was boring.

If we want to play an interesting tune we have to vary both *pitch* and *duration*. Program VI does this to produce some very simple computer music.

It's just a string of SOUND commands, one after the

```
10 REM PROGRAM VII
20 REPEAT
30 READ pitch,duration
40 SOUND 1,-15,pitch,duration
50 UNTIL duration=0
60 DATA 100,10,108,10,92,10,44,10,72,20,0,0
```

Program VII

other, but it works.

A better way of doing it is shown in Program VII which puts the values of both *pitch* and *duration* in a DATA line.

This plays the same tune as before, but notice that it needn't always be the same one.

You could figure out your own tune, working out its *pitch* and *duration* parameters and

replace line 60 with your own values.

In fact Program VII is a Universal Tune Playing Program.

The trouble is that you have to figure out what goes into the DATA statements. Happily this isn't all that hard—you just mess around with the pitch parameters going up and down in steps of four and eight (and occasionally two).

A little practice and you'll soon get it right.

However, since you're trying to write tunes for your Electron, why not get the Electron to help you? Program VIII does the trick.

All you have to do is to enter the pitch and duration that you want for the beginning of your tune and after it play it by ear.

The Electron allows you to try out the note you want and, if it's right, add it to the tune.

When you're satisfied, just press the 3 key and you'll find the *pitch* and *duration* parameters of your tune displayed in order.

As it's written, there's only room for 20 notes, but you can increase this by changing the DIM statements. When you've written the tune, Program VII will play it for you.

And that's it for this month. I'll leave you to play around writing tunes on your Electron. If you come up with something nice, do send it in.

```
190 IF wait=49 THEN PROCplaytune:ENDPROC
200 IF wait=50 THEN PROCaddnote:ENDPROC
210 IF wait=51 THEN PROCdisplay:END
220 PROCmenu
230 ENDPROC
240 DEF PROCaddnote
250 CLS
260 counter=counter+1
270 REPEAT
280 INPUT "Enter the pitch of the next note. " pitch
290 pitch(counter)=pitch
300 INPUT "Enter the duration of the next note. " duration
310 duration(counter)=duration
320 PROCplaytune
330 PRINT "Press the Y key if you want the last note in the tune."
340 wait=GET$
350 UNTIL wait$="Y" OR wait$="y"
360 ENDPROC
370 DEF PROCplaytune
380 FOR note=1 TO counter
390 SOUND 1,-15,pitch(note),duration(note)
400 NEXT note
410 ENDPROC
420 DEF PROCdisplay
430 CLS
440 PROCplaytune
450 PRINT "SPC(6)"PITCH "SPC(6)"DURATION"
460 FOR note=1 TO counter
470 PRINTTAB(8);pitch(note);TAB(18);duration(note)
480 NEXT note
490 ENDPROC
```


You can work wonders with DIM statements

LAST month we finished, for the time being, our exploration of FOR ... NEXT loops.

Now we'll be taking another look at variables and seeing how we can group together a lot of similar information under a kind of collective variable name.

For the moment let's have a look at a fairly trivial program. As you can see, Program I just INPUTs three numbers and assigns them to variable names:

```
10 REM PROGRAM I
20 INPUT "First number",
firstnumber
30 INPUT "Second number",
secondnumber
40 INPUT "Third number",
thirdnumber
```

It's hardly going to amaze the micro world, especially since it doesn't actually do anything with the variables it has given values to.

The point to notice is that the variables have meaningful names.

The first number input is assigned to the numeric variable *firstnumber*, the second to the variable *secondnumber*, and I leave it to you to figure out the name of the final variable.

These meaningful variable

names are extremely useful and the fact that Electron Basic allows you to use long variable names is a big plus in its favour. It makes figuring out how programs work a lot easier.

If Program I had been a vast 10,000 line epic, then all the way through we'd know that *firstnumber* was the first number we'd entered and so on.

These meaningful variable names help us keep track of the order that we entered the figures. The trouble is that it doesn't mean anything to the micro.

Take a look at Program II and you'll get some idea of what I'm talking about:

```
10 REM PROGRAM II
20 INPUT "First number",
thirdnumber
30 INPUT "Second number",
firstnumber
40 INPUT "Third number",
secondnumber
```

Here the first number entered is assigned to the variable *thirdnumber*, the second to *firstnumber* and the third to *secondnumber*.

To you and me it seems stupid — there's no rhyme, reason or order to it all. The Electron, however, doesn't give a hoot and carries on regardless.

You may now be getting

```
10 REM PROGRAM III
20 INPUT "First number",
firstnumber
30 INPUT "Second number",
secondnumber
40 INPUT "Third number",
thirdnumber
50 PRINT "First number",
firstnumber
60 PRINT "Second number",
secondnumber
70 PRINT "Third number",
thirdnumber
```

some inkling of what I'm talking about. In the first couple of programs we entered three numbers and, as is obvious from our use of the variable names, we wanted to keep some track of their order.

However while giving each an individual name that is meaningful to human beings helps us, to the Electron there's nothing to show that they're linked.

Let's take a look at Program III which still uses the meaningful but unlinked variable names.

The program takes in three numbers and prints them out in the same order they were inputted. The trouble is that it's a bit laborious and the variable names, while obviously showing us their relationship, mean nothing to the micro.

Program IV is a step in the right direction. The variable names are all similar except for the number at the end.

The trouble is that the old problems still apply. While we could look at a listing and, at a glance, know the answer to the question: "Is the sum of the second and third numbers inputted equal to the first number?" on the Electron it's a lot harder. Try it.

What we want is a way of linking together a lot of

```
10 REM PROGRAM IV
20 INPUT "First number",
number1
30 INPUT "Second number",
number2
40 INPUT "Third number",
number3
50 PRINT "First number",
number1
60 PRINT "Second number",
number2
70 PRINT "Third number",
number3
```

variables — that is, making a list of them and being able to call them up by a number which refers to their position in the list.

We need something similar to *number1* and *number2* so we could call up a value with *numberx* where *x* is the position in the list of variables we want.

Electron Basic makes all



this possible. Using a DIM command we can dimension an array of variables so that we can refer to each of the variables by a single number.

Don't worry too much about that last sentence—all it means is that we can put a lot of variables into an ordered list and then pick out whichever one we want by number.

Have a go at Program V which is the same as the previous one except that it now uses one of these mysterious arrays:

```
10 REM PROGRAM V
15 DIM number(3)
20 INPUT "First number",
number(1)
30 INPUT "Second number",
number(2)
40 INPUT "Third number",
number(3)
50 PRINT "First number",
number(1)
60 PRINT "Second number",
number(2)
70 PRINT "Third number",
number(3)
```

Line 15 is the interloper. It introduces a new Basic keyword DIM.

All DIM does is to dimension an array, which means it sets up a series of variables all with the same name except for a number in brackets at the end. It creates a numbered list

of variable names.

In Program V the DIM number(3) statement tells the Electron that you want it to put aside memory space for four variables.

The first variable is *number(0)*, the second *number(1)*, the third *number(2)* and the fourth *number(3)*.

These all have the initial value of zero. If you don't believe me add:

```
17 PRINT number(0),
number(1),number(2),
number(3)
```

to Program V and you'll see their values printed out.

The DIM statement of line 15 has set up four numeric variables, all with a similar name but with different numbers in brackets at the end.

If line 15 had been:

```
15 DIM number(5)
```

it would have set up six variables, all with the *number* stem followed by figures in brackets ranging from 0 to 5.

Notice that the DIM statement sets up the variables in

the array — which are technically known as elements—in numerical order from 0 to whatever the figure in the brackets is.

Notice also that there is always one more variable than the number in the brackets.

This is because the list or array of variables begins with 0. Very often programmers ignore the 0 element of the array and start at 1 so as not to get confused.

This is wasteful of memory and so looked down on by the powers that be. I do it all the time!

While we're still with program V let's get acquainted now with what can go wrong with DIMs. Try leaving out line 15 altogether and you get the dreaded:

```
Array at line 20
```

message. This is telling you that you're trying to use an array you haven't set up. You'd be surprised how often this can happen.

Another goodie is when you try to make the array so big that your poor little Electron doesn't have room for it all.

If you change line 15 to:

```
15 DIM number(20000)
```

you'll get the awful:

```
Bad DIM at line 15
```

Basically you've bitten off more than you can chew with your DIM.

But enough of this. I'm sure that, like me, you'd never make such elementary errors.

Let's get back to the arrays of linked elements that we've created with DIM.

So the DIM statement has set up an array. Big deal! What's so special about an array?

What's special is that the number in brackets after each of the variables—known as the subscript—is a cunning little beast.

It doesn't always have to be a number. It's quite possible to be a variable in itself.

If this sounds like one of those mirrors reflected in mirrors sort of things, don't worry, it's a lot easier than that.

Have a look at Program VI,

'The subscript is a cunning little beast'

From Page 21

in which all is revealed.

The DIM of line 20 sets up six elements of an array from *number(0)* to *number(5)*.

So far so good. The important part of the program comes in the next four lines which consist of a FOR...NEXT loop. This has the control variable *index*, which ranges from 1 to 5, ensuring that the loop cycles five times.

If you don't know what line

```
10 REM PROGRAM VI
20 DIM number(5)
30 FOR index = 1 TO 5
40 PRINT "Input next number"
50 INPUT number(index)
60 NEXT index
70 FOR index = 5 TO 1 STEP -1
80 PRINT "Number" number(index)
90 NEXT index
```

40 is doing then you shouldn't be reading this article!

The real meat comes with the INPUT of line 50. Here the number you enter is placed in the variable *number(index)*.

You'll notice that *number(index)* is a subscripted variable, like the ones we've met in the arrays set up with the DIM statement.

The difference is that instead of the brackets at the end of the variable containing a number such as 0, 1 or 5 it contains a variable, *index*.

This isn't as odd as it may seem as, when you think about it, *index* is going to vary from 1 to 5 as the loop spins round.

The first time round the loop, *index* is 1 so *number(index)* becomes *number(1)*.

When *index* is 2, the value typed in is put in *number(2)*.

As the loop cycles and *index* changes, so each number input is placed in a different element of the array dimensioned in line 20.

Try doing this using the method of Program V and you'll see what an improve-

'Arrays are very powerful programming tools'

ment in efficiency is brought about using an array combined with a FOR...NEXT loop.

The last three lines of the program form another FOR...NEXT loop with the loop control variable going downwards in steps of -1.

Line 80 prints out *number(index)* each time and as *index* is going down from 5 to 1 the numbers you entered are printed out in reverse order.

If you'd decided you only wanted every other number the STEP parameter of line 70 could be -2.

This would produce three numbers, in reverse order of entry. Don't just take my word for it - try it and see.

So setting up - dimensioning - arrays of linked variables (elements) and combining them with FOR...NEXT loops can give us a lot of power over how we can handle lists of numbers.

Program VII shows this in action.

Here we've actually used a

```
10 REM PROGRAM VII
20 INPUT "How many numbers", span
30 DIM number(span)
40 FOR index = 1 TO span
50 PRINT "Input next number"
60 INPUT number(index)
70 NEXT index
80 INPUT "Which of the list would you like", positioninlist
90 PRINT "The number is";number(positioninlist)
```

variable *span* to decide how many elements we want in the array. Line 30 dimensions it according to the value entered in response to line 20.

Lines 40 and 70 form a FOR...NEXT loop which tells you to enter the numbers you want to put into the array. This is where you regret it if you've made *span* too large.

All of that should be fairly familiar to you by now. What happens next isn't.

Line 80 asks you to enter which element of the array you wish to be printed out. In other words, which entry in the list you want referred to by its position in the list.

When you have made your choice it puts the number you enter into the variable *positioninlist*.

Then line 90 prints out that element of the array. If *positioninlist* is 3, *number(positioninlist)* will print out the third number you entered.

If it is 10, then it will print out the number in the 10th position.

As you can see, by using a variable in the subscript of an array - the bit in brackets - you can pinpoint each element of the array at will. This, as you will find later, is a very useful technique.

Finally, you may be asking yourself whether we can have string arrays as well as the numeric arrays we've been using.

The answer is yes, as Program VIII shows:

Here we've used a string array *name\$* and a numeric array *mark*. The FOR...NEXT loop gets us to enter the

```
10 REM PROGRAM VIII
20 DIM name$(3), mark(3)
30 FOR topofclass=1 TO 3
40 PRINT "Enter name of number";topofclass
50 INPUT name$(topofclass)
60 PRINT "Enter";name$(topofclass);"'s mark."
70 INPUT mark(topofclass)
80 NEXT topofclass
90 INPUT "Enter number of position" position
100 PRINT name$(position);" got ";mark(position);" marks."
```

names of the top three children in a class and the marks they got.

Then all we have to do is to enter the child's position in class and the program will print out its name and mark.

I'll leave it for you to figure out how it works. It's not too different from the previous programs.

The point to note is that by having two arrays, one of names and the other of marks, we can refer to both with just one subscript.

If we had 10 parallel arrays like this we could still use the one subscript to get 10 pieces of information such as name, age, mark, sex and so on.

As you'll no doubt see, arrays are very powerful programming tools.

And there's lots more to them, as we'll find out next time.

ASK any micro user what extra facilities he desires and a printer is sure to be near the top of the list.

The lack of a printer interface on the Electron must have put a number of potential users off the machine.

The Mushroom printer/user port is one of several that have been produced to fill the gap and it also includes another useful device – a BBC-type 8 bit user port.

Unpacking reveals a rather neat unit with an edge connector at one end and the normal Electron expansion connector at the other.

Down the side are the printer and user port connections, these being exactly as those on the BBC Micro.

With the unit comes a four page instruction booklet and a tape containing the software necessary to run a printer.

The booklet tells you how to connect a printer in simple, easy to follow steps. The cable required is the same as that for a BBC Micro.

The software driver tape will assemble machine-code at any address in memory that you desire. It is a good idea to make several versions at various addresses and save them for use with different programs.

The other side of the tape contains a separate program, allowing you to print graphics screens. This program is for the Epson MX80, but should work with Epson-compatible printers such as the Shinwa.

Incidentally, you may feel that having to load a separate program to make the printer work is something of a nuisance, but really the assembled code loads in a matter of seconds and the advantage to doing it this way, instead of having the program in ROM, is that it makes the unit compatible with other expansions.

The other half of the unit contains the user port – basically, a device which enables the micro to communicate with the real world.

In this unit you have eight lines which can be set individually for input or output, plus two lines for handshaking. This is a fancy term for a system which makes sure that the micro and the device attached to it only transfer

User portal to whole new worlds

information when they are both ready.

As far as it goes, the booklet is clear in giving you instructions to use this port. However, it really doesn't go far enough for my liking.

The chip used to create these ports is the 6522, known as a Versatile Interface Adapter (VIA), which is the same as that used by the BBC Micro. It is quite a complex device but, if you take the trouble to master it, is extremely useful.

Applications include a switched-joystick interface, analogue/digital port, temperature controllers and plotters.

I appreciate that for Mushroom to include a treatise on its full use would have considerably increased the cost of producing the manual, but I do think that they could perhaps have pointed the user in the direction of a suitable reference.

I shall rectify this immediately by recommending a book that not only includes a detailed description of the 6522, but also gives you a number of applications to try – *Interfacing Projects for the BBC Micro* by Bruce Smith (Addison-Wesley £6.95).

To use this book (or, indeed, any BBC application for the user port), all you have to remember is that the Mush-

room interface maps the user port one page lower in memory. That is, any references to memory at &FExx in the Beeb should be changed to &FDxx for the Electron.

To sum up, this is a very nice unit, well constructed, and assuming that you are prepared to do your own research on the VIA can be definitely recommended.

Please experiment with the user port – it will open up whole new worlds.

Barry Pickles

Snappy ROM

I HAD the opportunity recently to try out Acorn's ROM filing system with a couple of games, Hopper and Snapper.

The Plus 1 can accommodate both cartridges at once, so I plugged them in to the sockets beneath the spring loaded flaps on top and switched on.

A rather strangled beep is heard instead of the usual longer note, and by the time I had sat down Snapper had loaded. This is far better than the usual three or four minutes loading time of the cassette games.

The actual games them-

selves are no different to the cassette versions, but are far more convenient on ROM cartridges.

Whenever Break is pressed, or the Electron switched on, the game on the cartridge nearest to you is loaded, taking about 10 seconds.

To load the program on the cartridge furthest away, you press Break, and while the loader is being transferred Esc can be pressed to abort the process.

The ROM filing system is still active, *CAT printing a list of all the files on both cartridges. The other game can then be loaded and run with CHAIN "name".

If you want to load a program on cassette, the cassette filing system must be selected with *TAPE and the program loaded in the normal manner.

The ROM filing system is great, and I can't wait to get my hands on a paged ROM such as Lisp, or Forth if it comes out.

My only criticism is that the cartridges cannot be left in all the time.

This is because whenever Break is pressed the software on the nearest cartridge is loaded, which could overwrite an important program you were working on, and whenever you switch on to use the Electron for something a little more serious, the game loads immediately.

It's too hard to resist not having just one more go...

Roland Waddilove

IT'S A BOLT ON GOODY

IF you've ever envied Beeb users their sideways ROM facility, help is at hand in the form of this neat ROM/RAM expansion board from Slogger Systems.

It bolts on to the back of your Electron, the Electron bus is carried at the rear to allow other units to be attached and the unit is fully compatible with Acorn's Plus 1 interface.

The unit is very well constructed and encased in tough plastic. It provides eight sockets for eight or 16k ROMs.

On the right hand edge are

three sets of jumper switches. These select the following options: all sockets accept 8/16k ROM; right hand socket accepts 4k ROM; right hand socket accepts 8k RAM; redefine ROM page numbers.

This latter option is necessary for use with the Plus 1 since it reserves certain ROM pages for its own use.

All this is explained in the manual supplied with the unit, which includes a detailed description of the ROM filing system, and is about the best piece of documentation I've seen.

The ability to use RAM in

one of the sockets is something that will really come into its own when discs become available, and the manual includes a short machine-code routine to read/write to Ram or even to read any ROM plugged in.

Most of the ROMs available for the Beeb will work with this unit, including View and the Graphics ROM, but it might be as well before buying and if you are unsure to ask your dealer to try it out first.

What more can I say? It's well built, well documented and well recommended!

John King



The Electron has added even more strings to its bow.

The list of top quality software for the Acorn Electron is growing all the time.

As you can see, there's already an outstanding selection of exciting programs covering everything from monsters to music and murder to marriage guidance.

And ultimately, the Electron will enjoy a range of software as comprehensive as that of its illustrious big brother, the much-acclaimed BBC Micro.

You'll find all the programs featured here at your local Acorn stockist. (To find out where that is, simply call 01-200 0200.)

Alternatively, you can send off for the Electron catalogue and order through the post by writing to Acornsoft, c/o Vector Marketing, Denington Estate, Wellingborough, Northants NN8 2RL. Tel: 0933 79300.

GRAPHICS: Graphs & Charts, Creative Graphics, Picture Maker.

BUSINESS: Personal Money Management, Desk Diary.

EDUCATION: Tree of Knowledge, Peeko-Computer, Business Games.

LANGUAGES: LISP, FORTH, S-Pascal, Turtle Graphics.

GAMES: Starship Command, Monsters, Chess, Draughts and Reversi, Snapper, Meteors, Hopper, Sphinx Adventure, Arcadians, Free Fall.

QUIZZES: Theatre Quiz, Crime and Detection Quiz, Music Quiz, History Quiz, Science Fiction Quiz, '...I Do', The Dating Game.

CHILDREN'S EDUCATIONAL SOFTWARE: Happy Numbers, Timeman One, Timeman Two, Wordhang, Happy Letters, Map Rally.

ACORNSOFT

NEW FRONTIERS IN CREATIVE MICROCOMPUTING!

TWO FANTASTIC, FUN-FILLED GUIDES FROM THE PENGUIN ACORN COMPUTER LIBRARY

HOW TO WRITE ADVENTURE GAMES For the BBC Microcomputer Model B and Acorn Electron Peter Killworth

An original and easy-to-follow guide containing
a multi-purpose BBC BASIC program and
database for writing your own adventure
fantasies. Watch out
JACKSON AND LIVINGSTONE!
£5.95

CREATIVE ASSEMBLER: HOW TO WRITE ARCADE GAMES For the BBC Microcomputer Model B and Acorn Electron Jonathan Griffiths

Creator of such top-selling
games as *Snapper* and *JCB Digging*, Jonathan
Griffiths steers you to a practical understanding
of the powerful ASSEMBLER facility to produce
an action-packed arcade game.



£5.95



ELECTRON EDUCATIONAL SOFTWARE

Our educational software is used in thousands of schools and
homes throughout Great Britain. Now available on Electron.

EDUCATIONAL 1 £8.00
Hours of fun and learning for children aged 5 to 9 years. Animated
graphics will encourage children to enjoy maths, counting, spelling
and telling the time. The tape includes MATH1, MATH2,
CUBECOUNT, SHAPES, SPELL and CLOCK.
... 'An excellent mixture of games' ...

Personal Software - Autumn 1983.

EDUCATIONAL 2 £8.00
Although similar to Educational 1 this tape is more advanced and
aimed at 7 to 12 year olds. The tape includes MATH1, MATH2,
AREA, MEMORY, CUBECOUNT and SPELL.

FUN WITH NUMBERS £8.00
This program will teach and test basic counting, addition and
subtraction to 4 to 7 years olds. The tape includes COUNT, ADD,
SUBTRACT and ROCKET MATHS an arcade type game to
exercise addition and subtraction. With sound and visual effects.

FUN WITH WORDS £8.00
Start your fun with alphabet puzzle, continue your play with
VOWELS, learn the difference between THERE and THEIR, have
games with SUFFIXES and reward yourself with a game of
HANGMAN. Complete with sound and graphics. The tape includes
ALPHA, VOWELS, THERE, SUFFIXES and HANGMAN.
... 'Very good indeed' ... A&B Computing - Jan/Feb 1984.

JIGSAW AND SLIDING PUZZLES £7.95
There are 2 jigsaws and 4 sliding puzzles on a 3 x 3 and 4 x 4 grid.
Each program starts off at an easy level to ensure initial success but
gradually becomes harder. It helps children to develop spatial
imagination and in problem solving. The tape includes 6 programs:
OBLONG, JIGSAW, HOUSE, NUMBERS, CLOWN and LETTERS.

*** SPECIAL OFFER ***

Buy three cassettes and deduct £4.00

Add 50p per order p.p. Cheque to:

GOLEM LTD,

Dept E, 77 Qualitas, Bracknell, Berks RG12 4QG.

Tel. (0344) 50720

For full catalogue write to the above address.

*Acorn Electron
*BBC Model/B *Tandy c/c (32K)
*Commodore-64 *Dragon 32/64
*Atari 400/600/800 (48K)
*ZX Spectrum 48K

747 Flight Simulator

from DACC - The Simulation specialists



Actual
screen
photograph

Unrivalled and unbeatable for accuracy and realism -
the DACC 747 Flight Simulator is the most successful of
its kind on home computers. The only simulator which
shows all the essential flight and engine instrumentation
of the Jumbo Jet, as they really are - real dials - and with
a precise 3D view of the runway. The control and
response of the 747 are faithfully reproduced using
genuine aero-dynamics formulae. Start options include
take-off, random landing approach, passenger and fuel
load selection, etc. You control the throttles, elevators,
ailerons, flaps, spoilers, landing gear, brakes, reverse
thrust, etc. Joysticks are optional on all but Dragon and
Tandy versions.

Cassette £9.95 (inc. VAT and P&P)

Special Offer on Joysticks

Normally £17.95 per pair. Yours for only £12.95 if
ordered with 747 Simulator (Atari & CBM-64 types £14.95).

Please state type of computer on all orders.
WE DESPATCH WITHIN 48 HOURS

Order direct from:

DACC Ltd. (Dept YC2)

**23, Waverley Road, Hindley, Nr. Wigan,
Lancs. WN2 3BN.**

Software Surgery

THE COLUMN THAT TAKES A LOOK INSIDE THE LATEST RELEASES

Defending cities is great fun

City Defence
Bug Byte

AS sole defender of a group of cities you have to fight off deadly missiles using the almost inevitable laser bases.

You have four cities to defend and three bases from which you can fire. Sadly there are only 10 rockets available in each base. When your supply is exhausted the enemy continues to attack ruthlessly until your planet lies in ruin.

After you've seen off each wave of enemy missiles your supply of rockets is replenished. Provided you have managed to save at least one city from the preceding screen, away you go again.

Extra cities are awarded for every 1,500 points, and other features include a two player


option – very welcome when your friends play for hours – and a hi-score facility.

All in all I was impressed by City Defence. The instructions were concise yet clear and appear on screen as well as on the inlay card.

The sound was good and did not become annoying, as often happens. Indeed the sound produced by an attacking wave of missiles was really quite tuneful, although it could not be turned off if it did become tedious.

The use of graphics was fair, if not exactly startling.

Perhaps a hardened arcade fanatic might be a little disappointed at the absence of one or two features present on



the original – for example there are no spaceships appearing from time to time.

Having said that, to most people this game will provide a good deal of entertainment and is great fun to play.

Steve Yarwood

Beat
the
wizard
and
keep
the
peace

The Eye of Zolton
Softsel

THIS review is in response to a request for help from Elizabeth Young of Stondon Massey in Essex. She says the game is fascinating and I agree.

Your ruler, the king, has had the five magic objects that enable him to maintain peace and prosperity in the land stolen by an evil wizard.

As the influence of this wizard descends upon the land, you are summoned and told by the king that he has chosen you to recover the magic objects and take them to the Temple of Zolton.

Here their beneficial influence will help the king defeat the wizard.

You begin your quest on a hilltop with the first task to equip yourself for the trials to come. You quickly discover a hut, two canyons, a lake, an island, a deadly forest and a mysterious castle.

The island is the last place you want to visit so you search everywhere thoroughly before tackling the castle.

There is a way into the castle and you will be surprised at the help you can get here, always assuming you can recognise it! Once you have figured it out you will be in the castle and the main body of the adventure.

There are some really dev-

Maths for home and school

Maths level 1 (Age 4-6)
Cheshire Cat Educational Series (AmpalSoft)

THIS is one of a series being produced for the pre-school or young child. It would be equally suitable for schools or the home Electron and colour television.

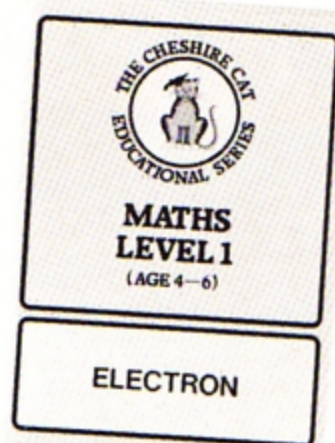
Like the others in the series, the package contains two cassettes which together contain 16 exercises.

These obviously begin at a very basic level with number recognition and matching, sorting of shapes and adding complements of five, through to matching pairs of objects which would eventually lead to some experience of set theory.

The intention is that the child would soon learn to use the programs unaided, and I am sure this would be possible.

The key inputs are, after all, remarkably clear and easy to learn.

However I would also see a



great advantage for a parent in working through these exercises with the child so that the mathematical vocabulary necessary later may be founded at this early stage.

There are also a variety of further activities which would present themselves during the operation of these programs, and a wise parent would do well to follow them up while the interest is shown by the child.

Full use is made of colour and sound so that the machine is well used. The graphics are not elaborate, but in a program of this kind they hardly need to be.

In a school situation, the child's name is input and full records are maintained of that child's performance.

One slight snag which I found at school was the time taken to load the cassettes – they contain a wealth of programs which need to be accessed quite often during a morning's work.

Schools may be interested to know that the programs also run on the BBC Micro, and with a bit of effort can be stored on disc.

Since schools are well advised to make a backup copy and to keep the original well away from dirty fingers, I wouldn't imagine that AmpalSoft would mind the backup being on disc. It makes the running of a classroom much smoother!

Phil Tayler

From Page 27

ilish puzzles to solve, yet no real red herrings.

I will give you one tip. Though the program description says you have to return the five magic objects to the temple, they are not the only things that have to go there.

The program is written in Basic and thus easily listable. This might not help you if you get stuck however, since many of the room descriptions and word parts have been tokenised.

For those who haven't met this term before, I'll try to explain. To save memory space the programmer has substituted the more commonly used words and word parts for symbols.

The tokeniser converts these symbols into English when they are to be displayed on the screen. It also converts your input into symbols the program can understand and respond to.

The Electron itself tokenises Basic keywords, though very little information is given in the User Guide.

Overall, an ingenious series of puzzles. Despite being written in Basic it's a very nice game to play and is about average difficulty. I am impressed and have no hesitation in recommending it for all types of adventurers.

Merlin

Woodland Terror MP Software

THIS is the sequel to Firienwood, M+P's first adventure, which took its name from the forest in which much of the action took place.

M+P claim that no prior knowledge of Firienwood is required and since I haven't as yet seen it and I've managed to finish this adventure, I have to agree.

In rescuing the golden bird of paradise in the previous game you inadvertently released an evil genie. Now, a few years later, you set out to kill the genie and restore peace to the land.

Hopefully you'll get it right this time!

You start your quest close to the castle, scene of your previous triumph, and after a couple of turns (hint!), you manage to reach the castle and obtain some of the equipment.

This includes a password which will see you through to the main part of the adventure.

After a few more moves the pressure begins to tell (yet another hint!), and you find yourself in Firienwood itself.

From this point on the tension mounts and you are



presented with numerous puzzles to solve and red herrings to ignore. Also, for any Dungeons and Dragons fans who might be playing, you are frequently given the opportunity to fight goblins and thereby increase your score.

Since I managed to complete the adventure without killing a single goblin I can only assume that this option is merely to pad the adventure out a bit.

Perhaps the idea is that having completed the game, you can go through it again to

try to achieve a high score. First time I ever heard of an adventure having a top ten!

Anyway, after a lot more red herrings, a trip underground and a visit to the diamond mines, you manage to complete the adventure.

At this point I felt it was all a bit of an anti-climax. In retrospect I can say that it is perfectly possible to solve this adventure without even meaning to.

Only about 20 per cent of the puzzles and locations have any bearing on what happens.

It's a large program, completely written in machine-code, very fast and has an excellent save-game routine. The layout on-screen – using different colours for text, messages and so on – is very impressive.

The thing lacking is a feeling of cohesion between the puzzles and the purpose of the adventure. In view of this I feel that the experienced adventurer would be disappointed if he bought this program.

For the novice, however, I think it is ideal. Many of the puzzles that have a direct bearing on the adventure are fairly easy to solve and there are plenty of locations to explore once the initial problems are overcome.

All in all, a competent piece of programming but for the complete novice only.

Merlin

Right up your Milky Way

The Night Sky Bridge Software

IS gazing at heavenly bodies your scene? Do you know an Ursa Major from a Corona Borealis?

If your answers are yes, then this program is right up your street (or your Milky Way!). It will allow you to place yourself anywhere in the world, within certain generous limitations of longitude and latitude, and look at any constellation, or the sky in general.

There are more than 80 constellations listed, and they are identified by their three-letter abbreviations as used by the IAU.

Care must be taken to enter this with the correct sequence



of upper and lower case letters. Of course, we Electron users know it's easier to enter

lower case letters on the Electron than on the BBC Micro.

The constellations contain over 1,000 stars, although not all will be available to view from our chosen location, even though a northerly or southerly aspect may be selected.

Various options are available, one being the facility to enter ANY as the answer to the name of the constellation.

The micro will then select one and display it, having made sure it is visible. You can then use this as a test, guessing the answer before it is revealed.

If your interest in astronomy is perhaps dormant, this is a super program to awaken it!

Phil Taylor

But is it art?

Electro-Art Quicksilver

YET another title produced by the prolific Dave Mendes for Quicksilver, this is a graphics drawing package aimed at those wishing to implement the fine graphics capabilities of the Electron, but not being proficient enough to try it

QUICKSILVA



Author
DAVE MENDES

ELECTRO-ART

RUNS ON THE ACORN ELECTRON

themselves in Basic.

I must say straight away that it is not the best of its type, comparing rather badly on several points with the Salamander Graphics System, reviewed in the May issue of *Electron User*.

This tape can produce extremely detailed results as are shown on the accompanying sample pictures. Actually, I spent several frustrated minutes looking for these, before finding them at the start of the flipside.

When found, these files are well worth loading in to show the superb results possible with skill, care and patience.

One major handicap is that Electro-Art only operates in Mode 2, whereas the Sal-

amander package allows the user to select Mode 0, 1 or 2.

I also found the controls less easy to remember than the mnemonic-type initials employed by Salamander. For instance, to colour-fill an area uses Key 1 on the Quicksilver tape, but F (for fill) on the Salamander.

There are a couple of plusses for Dave Mendes with some predefined triangles at the touch of a number key, as long as you can remember which is triangle one or two or three or four that is.

Both have the facility to save and load pictures using the cassette system, but Quicksilver score another plus with a built-in joystick facility—obviously an advantage.

Where Quicksilver lose totally though, is the complete absence of either a grid overlay for intricate designs or indeed any system of showing current coordinates for future manipulation.

No, in an application where user-friendliness has to be a prime consideration, I cannot really recommend this very highly. If I hadn't already seen the other system perhaps I could, but this does not emerge well from the comparison.

Phil Tayler

A REAL BOON!

Sprites Version 2 Simonsart

WHATEVER you enjoy doing on your Electron, writing games or education programs or just playing around, this program is without doubt a real boon.

It lets you produce beautifully fluid-smooth animation in minutes with a minimum of difficulty.

A sprite, for the uninitiated, is a block of graphics which can be moved around the screen pixel by pixel giving smooth movement. The micro takes care of deleting and moving the image, leaving the background undamaged.

The package consists of three definer programs, some ready made sprites—although it's more fun to make your own—and about 20 machine code routines, each incorporating different features and using varying amounts of memory.

Writing, changing and using the sprites is simplicity itself, with the use of the resident integer variables and calls to machine code routines from your Basic program.

All this is explained in the

comprehensive manual.

Also supplied are two demonstration games complete with listings. However these do not do the sprites justice, being simple and uninspiring.

What puts this program way ahead of other packages available is its many features. These include a collision detector, preset flight paths, extra-large super sprites, an amazing enlargement facility, and up to 48 sprites at once, each of which can have two alternating images giving instant animation as the sprite moves.

Simonsart Sprites has to be one of the best things for programmers wanting to write good programs since the Electron itself.

Andrew Oldham

One for action men...

Invaders Superior Software

WOULD you do anything for a fast action game but never look an adventure in the face? If so, then this is the game for you.

Your ship is loaded with an infinite supply of fire-power with which to blast the aliens out of existence, but you only have a limited time before they land.

For extra points you must destroy any spaceship that wanders through your territory. Watch out, though. They often drop bombs that penetrate all defences.

The keys Z and X (for left and right) and Delete (to fire), respond promptly, giving smooth action.

It may not be the most original game ever written, but the graphics and sound facilities have been used well to give an enjoyable and addictive game which is good value for money.

Richard Tacagni

Map Rally Bourne Educational Software

BOURNE have made many friends among primary school teachers (and children!) for their lovely Happy Letters and Happy Numbers programs for young learners.

This tape is aimed at a higher age group and combines practice in coordinates and compass directions.

There are actually two similar programs on the cassette, the first of which requires little experience of compass bearings, for the necessary prompts are made on screen.

The child takes the part of a rally driver, with the Electron acting as navigator around a course through a grid. This varies from 6x6 to 18x18, which increases the level of difficulty.

The most popular choice was that of two players



competing against each other, one with a red car, the other with blue. The courses set for each car are similar in terms of distance, but they are not the same, so nobody can benefit from someone else's suc-

cesses!

The second program is very similar but the child has to calculate the desired new coordinates in order to make the move. This refinement adds a totally different skill from that already acquired in the first game.

Again the graphics are fair and the sound is quite reasonable but the great value of this tape is the superbly child-orientated feel it has.

Children love the idea of car rallies and they themselves love to compete. The fact that a considerable amount of information is learnt about compass points and coordinates is almost incidental to the child.

Yet parents and teachers can feel quite reassured that the educational purpose is fully achieved in this splendid cassette.

Phil Tayler

You'll love it, and learn too


KAY-ESS

COMPUTER PRODUCTS

PROFESSIONAL PROGRAMS FOR THE MODEL B AND ELECTRON

EACH TAPE ONLY £5.95 (Except H.O.H.)

HOUSE OF HORRORS (B)(E) £6.95



Turn off the lights and gather around for the most creepy game of the year. How you laughed at those superstitious fools in the village when they warned you not to go near the old house. The climb up the rocky path under the afternoon sun was swift and within an hour you had passed through the outer gates of this once great house. The dust and cobwebs hadn't bothered you as you climbed the old stairs to the towers on the top level. Did you notice how low the sun had fallen before the sounds of locks clicking reached your startled ears? How can the moon be out already and what's that moving towards you??? This all action game will have you ducking and diving from the GHOSTS and ZOMBIES, and matching wits with a MUMMY, WEREWOLF, and VAMPIRE. 5 floors full of odd CORRIDORS, BROKEN FLOORBOARDS, and riddled with SECRET PASSAGES await you. Superb sound effects and graphics. Can be played using either keyboard or joysticks. Top table. Pause option.

EARLY YEARS (B)(E) For children between 3-6 years of age. These two packages give an adult or older child a means to take a younger child through a series of simple game type tasks to enforce ideas. The emphasis is on learning through fun. Topics covered include subtraction, addition, recognition, colour, shapes, sizes, sounds/notes, co-ordination, distances, estimates, directions.

EARLY YEARS 1

- A) MICKEY THE MONKEY and his apple tree make subtraction fun.
- B) COLOUR BLOCKS bring sizes and colour into perspective.
- C) MERRY MUSIC turns the keyboard into a musical keyboard.
- D) FUNNY FACES presents a line up, which one is the suspect?
- E) FRED THE FROG needs co-ordinated help to get across the pond.

EARLY YEARS 2

- A) THE POND seems very active today.
- B) SPEED is required to keep the cake on the conveyor belt.
- C) DIRECTIONS seem to be needed by everyone in Orion village.
- D) ORDER the blocks.
- E) SID THE SPIDER needs some help to get out of the maze.

Watch out for HOUSE OF HORRORS at local dealers.

Dealer enquiries welcome.

All prices are FULLY inclusive for UK orders. Please add £1 per tape for non-UK addresses.

Cheques/P.O.'s should be made payable to KAY-ESS Computer Products.

When ordering please state BBC or Electron.



Joystick
Compatible

Available for:
(E) Electron (B) BBC Model B
FREE with all orders (Except H.O.H.)
our 3 level version of
NOUGHTS AND CROSSES!!!

ALSO AVAILABLE:

- STAR HAWKS (B) (E) - DESIGN (B) (E)
- HANGMAN (B) (E) - SPACE TRAFFIC
- CONTROLLER (B) (E) - HORSES (B) (E)
- SPACE TANK (B)

KAY-ESS Computer Products,
11 Buttercup Close,
Romleighs Park,
Harold Wood,
Essex RM3 0XF.

ELECTRON, BBC Model B
(any OS, BASIC I/II)

QUAL-SOFT

£9.95
(inc. VAT and p.p.)

QUAL-SOFT Comments: About our previous advert Mr J. Carter of Barnsley 'phoned'. Don't tell us what people think of *LEAGUE DIVISION ONE* for the BBC B, what do they say about *SOCCER SUPREMO* for the ELECTRON? Copy dates being what they are, we hadn't sold any ELECTRON games when we wrote last month's advert, but now, at the time of writing we've been delivering the program for four weeks (probably eight to twelve as you read this), and, to escape accusations of selective quotes, we will give you the first paragraph of the first letter we had received about *SOCCER SUPREMO*, from J. Hooley of Twickenham: "Many thanks for the fantastic game. As soon as I received it, there was no stopping until the end of the season". We make that about six hours continuous play! And in the first telephone conversation P. Wright of Swansea began: "This is by far the best game I've found for the ELECTRON". OK Mr Carter?

"SOCCER SUPREMO"

NOT SO MUCH A GAME, MORE A WAY OF LIFE!

You have just been appointed Manager of a newly promoted 1st Division Club, and it is up to you to transform this very ordinary side into one that can realistically challenge for the 1st Division Championship within the next 5 seasons. You must assess your side's capabilities and then, through your youth policy and the transfer market, reinforce the strengths and eliminate the weaknesses. It's all so easy... or is it?

*** "3-D", 22 MAN, FULL PITCH, FULL MATCH GRAPHICS SIMULATION

- 42 match season, 21 home games, 21 away games.
- Transfer market (Rush, Robson, Hoddle etc).
- 4-4-2, 4-3-3 and 4-2-4 team formation.
- In match tactical adjustments.
- Opposition skills related to League record.
- Opposition: 21 of the current 22 DIV 1 sides
- Match injuries: Your physio reports
- Team selection by names. (enter initials)
- Home/away bias, opposition tactical play
- Tactical substitutions

And many more features, but will take a full page advert if we are to continue, (That'll be O.K. Ad. Man).

The game will be posted on the same day as the receipt of order. ACCESS telephone authorisations should take no more than two days to arrive.

QUAL-SOFT
Dept. EU.
18, Hazlemere Rd.,
Stevenage,
Herts. SG2 8RX
Tel: (0438) 721936

Please supply a copy
of *SOCCER SUPREMO*.
I enclose a cheque,
postal order, ACCESS
card authorisation for
£9.95
(Please state Electron or BBC)

Name:
Address:
.....
.....
CARD NO:

To save your fingers most of the listings in *Electron User* have been put on tape.

STAR FIGHTER Anti-alien missions. **SCROLLER** Wrap around machine code. **URBAN SPRAWL** Environmental action game. **SPELL** Alphabetic education. **JUMPER** Level headed action. **CAESAR** Code breaking broken. **KEYBOARD** Typing game.

BREAKFREE Classic arcade action. **ALPHASWAP** A logic game to strain your brain. **SOUND GENERATOR** Tame the Electron's sound channels. **MULTICHAARACTER GENERATOR** Complex characters made simple. **RIGEL 5** Out of this world graphics. **MAYDAY** Help with your morse code. **NOTEBOOK** Palindromes and string handling.

HAUNTED HOUSE Arcade action in the spirit world. **SPLASH** A logic game for non-swimmers. **SORT SHOWS** How sorting algorithms work. **SORT TIME** The time they take. **CLASSROOM INVADERS** Multicoloured characters go to school. **SAILOR** Nautical antics. **MATHS TEST** Try out your mental powers.

SANDCASTLE The Electron seaside outing. **KNOCKOUT** Bouncing balls batter brick walls. **PARACHUTE** Keep the skydivers dry. **LETTERS** Large letters for your screen. **SUPER-SPELL** Test your spelling. **ON YOUR BIKE** Pedal power comes to your Electron. **SCROLLER** Sliced strings slide sideways. **FLYING PIGS** Bacon on the wing.

GOLF A day on the links with your Electron. **SOLITAIRE** The classic solo logic game. **TALL LETTERS** Large characters made simple. **BANK ACCOUNT** Keep track of your money. **CHARTIST** 3D graphs. **FORMULAE** Areas, volumes and angles.

MONEY MAZE Avoid the ghosts to get the cash. **CODE BREAKER** A mastermind is needed to crack the code. **ALIEN** See little green men – the Electron way! **SETUP** Colour commands without tears. **CRYSTALS** Beautiful graphics. **LASER SHOOT OUT** An intergalactic shooting gallery. **SMILER** Have a nice day!

RALLY DRIVER High speed car control. **SPACE PODS** More aliens to annihilate. **CODER** Secret messages made simple. **FRUIT MACHINE** Spin the wheels to win. **CHASER** Avoid your opponent to survive. **TIC-TAC-TOE** Electron noughts and crosses. **ELECTRON DRAUGHTSMAN** Create and save Electron masterpieces.

SPACEHIKE A hopping arcade classic. **FRIEZE** Electron wallpaper. **PELICAN** Cross roads safely. **CHESSTIMER** Clock your moves. **ASTEROID** Space is a minefield. **LIMERICK** Automatic rhymes. **ROMAN** Numbers in the ancient way. **BUNNYBLITZ** The Easter program. **DOGDUCK** The classic logic game.

CHICKEN Let dangerous drivers test your nerve. **COFFEE** A tantalising word game from Down Under. **PARKY'S PERIL** Parky's lost in an invisible maze. **REACTION TIMER** How fast are you? **BRAINTEASER** A puzzling program. **COUNTER** Mental arithmetic can be fun! **PAPER, SCISSORS, STONE** Out-guess your Electron. **CHARACTER GENERATOR** Create shapes with this utility.

NUMBER BALANCE Test your powers of mental arithmetic. **CALCULATOR** Make your Electron a calculator. **DOILIES** Multi-coloured patterns galore. **TOWERS OF HANOI** The age old puzzle. **LUNAR LANDER** Test your skill as an astronaut. **POSITRON INVADERS** A version of the old arcade favourite.

ANAGRAM Sort out the jumbled letters. **DOODLE** Multicoloured graphics. **EUROMAP** Test your geography. **KALEIDOSCOPE** Electron graphics run riot. **CAPITALS** New upper case letters. **ROCKET, WHEEL, CANDLE** Three fireworks programs. **BOMBER** Drop the bombs before you crash. **DUCK** Simple animation. **METEORS** Collisions in space.

Please send me the following *Electron User* cassette tapes:

Nine programs from the November issue	£
Seven programs from the October issue	£
Nine programs from the September issue	£
Fourteen programs from the August issue	£
Ten programs from the July issue	£
Ten programs from the June issue	£
Twelve programs from the May issue	£
Eleven programs from the April issue	£
Twelve programs from the March issue	£
Nine programs from the February issue	£
26 programs from the introductory issues	£

Name

Address

POST TO: Tape Offer,
Electron User, Europa House,
68 Chester Road, Hazel Grove,
Stockport SK7 5NY.

26 programs
from

**ONLY
£3.75
each**

Great Balls



JUMPER is a fast arcade game in which the objective is to move the man up through gaps in floors as quickly as possible.

You have to be quick as the gaps keep moving, and if you get caught by a

fireball you go back to the beginning.

Line 700 is a delay, controlling running speed—but you may find if you make the program go faster your reactions can't keep up.

You'd better jump for your life in this exciting arcade action game by CHARLES FRANCIS



```
SREM JUMPER
6REM BY CHARLES FRANCIS
7REM (C) ELECTRON USER
10DIMGPX(30),R$(8),R(8)
20MODE1:
30VDU23,224,255,255,255,
254,252,192,192,128
40VDU23,225,255,66,66,0,
0,0,0,0
50VDU 23,226,24,24,60,90
,24,60,36,102
60VDU23,227,255,255,255,
127,63,3,3,1
70VDU23,228,24,126,126,2
55,255,126,126,24
80VDU23,235,255,255,129,
129,129,129,195,255
90VDU23,240,12,12,60,47,
12,14,58,35
100VDU23,241,48,48,60,244
,48,112,92,196
110VDU23,1,0;0;0;0;
120VDU19,3,4,0,0,0
130FORIX=0TO8:R$(IX)=":R
(IX)=-1:NEXT
140R$(1)="BRINNER":R(1)=5
```

```
0:R(0)=0
150COLOUR1:PRINTTAB(16,1)
"JUMPER"
160COLOUR2:PRINT""Move t
he man ";
170COLOUR3:PRINT;CHR$226;
180COLOUR2
190PRINT;" up through the
gaps in ""the floors. He
falls through gaps."
200PRINT"Avoid fireballs
";
210COLOUR1:PRINT;CHR$228;
:COLOUR2
220PRINT""To move man us
e keys:";
230PRINT"      Z - MOVE
LEFT"
240PRINT"      X - MOVE
RIGHT"
250PRINT"      , - JUMP
UP"
260 PRINT"Use keys toget
her to avoid falling back"
"after jump. "
270 COLOUR3:PRINT"
```

```
PRESS ANY KEY TO CONTINUE";
280G$=GET$
290MODE5
300VDU23,1,0;0;0;0;
320VDU19,3,4,0,0,0
330GX=420207
340COLOUR2
350 FORGX=4TO28STEP2
360PRINTTAB(0,GX)CHR$224+
STRING$(18,CHR$225)+CHR$227
370GX=RND(18)
380GPX(GX)=GX
390PRINTTAB(GX,GX)" ";
400NEXT
410PRINTTAB(0,30)STRING$(
20,CHR$235);
420GPX(30)=-1
430TX=TIME
440 YX=0:YZ=29
450FYX=3:FYX=RND(18):ZX=1
460COLOUR1
470PRINTTAB(0,1)"TIME ";
480COLOUR3
490PRINTTAB(XZ,YZ)CHR$226
500REPEAT
510IFINKEY(-103)ANDGPX(YZ
```

```
-1)=XZ:PRINTTAB(XZ,YZ)" ":Y
Z=YX-2:PRINTTAB(XZ,YZ)CHR$2
26:SOUND1,-15,96,1
520IFINKEY(-67)+INKEY(-98
)=0THENPRINTTAB(XZ,YZ)CHR$2
26
530IFINKEY(-67)ANDXZ<19:P
RINTTAB(XZ,YZ)" ":XZ=XZ+1:P
RINTTAB(XZ,YZ)CHR$240
540IFINKEY(-98)ANDXZ<0:PR
INTTAB(XZ,YZ)" ":XZ=XZ-1:PR
INTTAB(XZ,YZ)CHR$241
550IFGPX(YZ+1)=XZ:PROCDOW
N
560QX=2+2*RND(13)
570COLOUR2
580 PRINTTAB(GPX(QX),QX)C
HR$225
590GPX(QX)=RND(18)
600PRINTTAB(GPX(QX),QX)"
"
610IFXZ=FXXANDFYX=YXTHENP
RINTTAB(XZ,YZ)" ":SOUND0,-1
,6,10:YZ=29
620COLOUR1:PRINTTAB(FYX,F
YZ)" ":FYX=FXX+ZX
```


of Fire!



VARIABLES

GP(30)
RS(8)
R(8)

X%,Y%
Y1%
FX%,FY%
Z%
T
T%

GS,G%,I%,Q%

Position of gap in floor
Names in the Hall of Fame
Times in the Hall of Fame (R(1) can be beaten)
Man position
=Y%+1
Fireball position
Fireball direction
Time taken in seconds
Starting time.
Utility variables

STRUCTURE

30-120
130-140
150-280
300-320
330
340-490
500-710
510-550
560-600
610 & 650
620-670
680
700
750-920
950-1030
1040-1080
1090-1130

VDU codes
Initialise Hall of Fame
Game instructions
Colour selection
Sets numeric format
Screen initialisation for game.
Main loop
Move man
Move gap in floor
Man caught by fireball
Moves fireball
Time taken
Delay (see above)
Game end including Hall of Fame
PROCDOWN Man falls through gap in floor
PROCTune1
PROCTune2

```
630IFFX=0ORFX=19ORRND(2
0)=1THENZ%=-Z%
640IFFX=GPX(FY%+1)THENFY
Z%=FY%+2
650IFFX=FX%ANDFY%=Y%THENP
RINTTAB(X%,Y%) " :SOUND0,-1
,6,10:Y%+29
660 IFFY%Y%:FY%=3
670PRINTTAB(FX%,FY%)CHR$(
228)
680PRINTTAB(4,1)(TIME-TX)
/100:" SECONDS "
690COLOUR3
700FORIX=0TO1500:NEXT
710UNTIL YX=3
720T=(TIME-TX)/100
730CLS
740COLOUR3:PRINTTAB(5,9)"
TIME TAKEN"TAB(2,11)T:" SEC
ONDS"
750IFR(7)>0ANDT>R(7)PROCT
une1:GOTO870
760COLOUR1
770IFT<R(1)PRINTTAB(4,15)
"RECORD TIME":PROCTune1:PR
OCTune2:ELSEPRINTTAB(2,15)"
```


```
YOU REACHED THE"TAB(3,17)"H
ALL OF FAME";
780PROCTune1:PROCTune2
790COLOUR2:*FX21,0
800INPUTTAB(5,20)"ENTER N
AME"TAB(9,23)N$
810FORIX=7TO0STEP-1
820IFT<R(IX)ORR(IX)<0 R(I
X+1)=R(IX):R$(IX+1)=R$(IX):
ELSEIFT<R(IX+1)ORR(IX+1)<0
R$(IX+1)=N$:R(IX+1)=T
830NEXT
840COLOUR1
850CLS:PRINTTAB(4,1)"HALL
OF FAME"
860IX=1:REPEAT:COLOUR3:PR
INT"TAB(1)R$(IX)+CHR$17+CH
R$2TAB(14)R(IX):IX=IX+1:UNT
ILIX=8ORR(IX)<0
870COLOUR1
880PRINT"" Would you
like"" another game?"TA
B(7)"(Y/N)";
890REPEAT
900G$=GET$
910UNTILG$="Y"ORG$="N"
```

```
920IF G$="Y"THENCLS:GOTO3
40
930MODE6
940END
950DEFPROCDOWN
960Y1X=YX+1
970SOUND1,-15,0,1
980PRINTTAB(X%,Y%) " :YX=
YX+2:PRINTTAB(X%,Y%)CHR$226
990COLOUR2
1000 PRINTTAB(GPX(Y1X),Y1X
)CHR$225
1010 GPX(Y1X)=RND(18)
1020PRINTTAB(GPX(Y1X),Y1X)
" "
1030ENDPROC
1040DEFPROCtune1
1050SOUND1,-15,68,2:SOUND1
,0,0,1:SOUND1,-15,80,2:SOUN
D1,0,0,1:FOR IX=0TO5:SOUND1
,-15,96,2:SOUND1,0,0,1:NEXT
1060SOUND1,-15,100,1:SOUND
1,-15,88,2:SOUND1,-15,80,3:
SOUND1,-15,68,3
1070SOUND1,-15,60,5:SOUND1
,0,0,1:SOUND1,-15,76,5:SOUN
```

```
D1,0,0,1:SOUND1,-15,96,1:S0
UND1,-15,88,8
1080ENDPROC
1090DEFPROCtune2
1100SOUND1,0,0,3:SOUND1,-1
5,96,5:SOUND1,0,0,1:SOUND1,
-15,108,1:SOUND1,-15,96,2:S
OUND1,-15,80,1:SOUND1,-15,9
6,1:SOUND1,0,0,1
1110SOUND1,-15,80,2:SOUND1
,0,0,1:SOUND1,-15,80,2:SOUN
D1,0,0,1:SOUND1,-15,88,1:S0
UND1,-15,80,2:SOUND1,-15,68
,1:SOUND1,-15,80,1:SOUND1,0
,0,1
1120SOUND1,-15,68,5:SOUND1
,0,0,1:SOUND1,-15,80,5:SOUN
D1,0,0,1:SOUND1,-15,96,1:S0
UND1,-15,88,8
1130ENDPROC
```

This listing is included in this month's cassette tape offer. See order form on Page 47.

URBAN SPRAWL



TAKE on the planners and fight to save the green belt with this fast moving and original game from PATRICK HEIGHES.

Stop the planners building on the green belt round the edge of the screen. The city starts in the middle of the screen and sprawls outwards.

You are the Lone Conservationist, running around the screen blasting each building as it gets too near the belt.

Whenever you get one, the builders go back to the Town Hall in the centre and start again, giving you a breather. Then you're back in action.

The controls are simplicity itself:

Key Function
Z Left
X Right
: Up
/ Down

Return Fires blaster

Your score is based on the length of time you keep the buildings off the green belt. Good luck!

```

10 REM URBAN SPRAWL
20 REM PATRICK HEIGHES
30 REM (C) ELECTRON USER
40 MODE 5
50 VDU 23,1,0;0;0;0;
60 VDU 19,2,2,0,0,0
70 VDU 23,240,255,255,255
  ,255,255,255,255,255
80 VDU 23,241,0,60,60,126
  ,24,28,116,70
90 ENVELOPE 1,3,-17,61
  ,9,4,0,0,126,0,0,-126
  ,126,126
100 MAN=241
110 SCOREX=0
120 CITYX=0
130 FAILX=0
140 DIRX=2
150 VERTX=20
  :HORZX=10
160 XX=15
  :YY=15
170 PRINT TAB(XX,YY);
  CHR$(MAN)
180 PROCSTART
190 FOR N=0 TO 20
200 PRINT TAB(14,31);SCOREX;
210 PROCMAN
220 IF INKEY (-74)=-1
  THEN PROCshoot
230 IF N MOD 5=0
  THEN PROCgro
  :SCOREX=SCOREX+2
240 IF FAILX=1
  THEN GOTO 1290
250 NEXT N
260 GOTO 190
270 DEF PROCSTART
280 GCOL 0,2
290 MOVE 1280,0
300 PLOT 85,0,94
310 PLOT 85,1280,94
320 MOVE 1280,1024
330 PLOT 85,1152,94
340 PLOT 85,1152,1024
350 MOVE 0,1024
360 PLOT 85,1152,928
370 PLOT 85,0,928
380 MOVE 0,94
390 PLOT 85,120,928
400 PLOT 85,120,94
410 GCOL 0,3
420 PRINT TAB(8,31);"SCORE";
430 FOR N=1 TO 20
440 PRINT TAB(5+RND(8),10+
  RND(8));CHR$(240)
450 NEXT
460 ENDPROC
470 DEF PROCgro
480 HORZX=HORZX-2+RND(3)
490 VERTX=VERTX-2+RND(3)
500 IF POINT(HORZX*64+32
  ,(31-VERTX)*32+16)=2
  THEN FAILX=1
  :PRINT TAB(HORZX,VERTX);
  CHR$(240)
  :ENDPROC
510 IF HORZX<2
  THEN HORZX=2
520 IF HORZX>17
  THEN HORZX=17
530 IF VERTX<3
  THEN VERTX=3
540 IF VERTX>28
  THEN VERTX=28
550 PRINT TAB(HORZX,VERTX);
  CHR$(240)
560 ENDPROC
570 PRINT TAB(HORZX,VERTX);
  CHR$(240)
580 DEF PROCMAN
590 IF INKEY (-98)=-1
  THEN DIRX=1
  :GOTO 640
600 IF INKEY (-67)=-1
  THEN DIRX=2
  :GOTO 700
610 IF INKEY (-73)=-1
  THEN DIRX=3
  :GOTO 760
620 IF INKEY (-105)=-1
  THEN DIRX=4
  :GOTO 820
630 ENDPROC
640 XX=XX-1
650 VY=POINT(XX*64+32,(31-VY)
  *32+16)
660 IF VY=0 AND CITYX=0
  THEN PRINT TAB(XX,YY);
  CHR$(MAN);TAB(XX+1

```



```

,YX);CHR$ (32)
:ENDPROC
ELSE IF VX=0 AND CITYX=1
THEN PRINT TAB(XZ,YZ);
CHR$ (MAN);TAB(XZ+1
,YZ);CHR$ (240)
:CITYX=0
:ENDPROC
670 IF VX=2
THEN XZ=XZ+1
:ENDPROC
680 IF VX=3 AND CITYX=1
THEN PRINT TAB(XZ,YZ);
CHR$ (MAN);TAB(XZ+1
,YZ);CHR$ (240)
:ENDPROC
ELSE IF VX=3 AND CITYX=0
THEN PRINT TAB(XZ,YZ);
CHR$ (MAN);TAB(XZ+1
,YZ);CHR$ (32)
:CITYX=1
:ENDPROC
690 ENDPROC
700 XZ=XZ+1
710 VZ=POINT(XZ*64+32,(31-YZ)
*32+16)
720 IF VX=0 AND CITYX=0
THEN PRINT TAB(XZ,YZ);
CHR$ (MAN);TAB(XZ-1
,YZ);CHR$ (32)
:ENDPROC
ELSE IF VX=0 AND CITYX=1
THEN PRINT TAB(XZ,YZ);
CHR$ (MAN);TAB(XZ-1
,YZ);CHR$ (240)
:CITYX=0
:ENDPROC
730 IF VX=2
THEN XZ=XZ-1
:ENDPROC
740 IF VX=3 AND CITYX=1
THEN PRINT TAB(XZ,YZ);
CHR$ (MAN);TAB(XZ-1
,YZ);CHR$ (240)
:ENDPROC
ELSE IF VX=3 AND CITYX=0
THEN PRINT TAB(XZ,YZ);
CHR$ (MAN);TAB(XZ-1
,YZ);CHR$ (32)
:CITYX=1
:ENDPROC
750 ENDPROC
760 YZ=YZ-1
770 VZ=POINT(XZ*64+32,(31-YZ)
*32+16)
780 IF VX=0 AND CITYX=0
THEN PRINT TAB(XZ,YZ);
CHR$ (MAN);TAB(XZ,YZ+1);
CHR$ (32)
:ENDPROC
ELSE IF VX=0 AND CITYX=1
THEN PRINT TAB(XZ,YZ);
CHR$ (MAN);TAB(XZ,YZ+1);
CHR$ (240)
:CITYX=0
:ENDPROC
790 IF VX=2
THEN YZ=YZ+1
:ENDPROC
800 IF VX=3 AND CITYX=1
THEN PRINT TAB(XZ,YZ);
CHR$ (MAN);TAB(XZ,YZ+1);
CHR$ (240)
:ENDPROC
ELSE IF VX=3 AND CITYX=0
THEN PRINT TAB(XZ,YZ);
CHR$ (MAN);TAB(XZ,YZ+1);
CHR$ (32)
:CITYX=1
:ENDPROC
810 ENDPROC
820 YZ=YZ+1
830 VZ=POINT(XZ*64+32,(31-YZ)
*32+16)
840 IF VX=0 AND CITYX=0
THEN PRINT TAB(XZ,YZ);
CHR$ (MAN);TAB(XZ,YZ-1);
CHR$ (32)
:ENDPROC
ELSE IF VX=0 AND CITYX=1
THEN PRINT TAB(XZ,YZ);
CHR$ (MAN);TAB(XZ,YZ-1);
CHR$ (240)
:CITYX=0
:ENDPROC
850 IF VX=2
THEN YZ=YZ-1
:ENDPROC
860 IF VX=3 AND CITYX=1
THEN PRINT TAB(XZ,YZ);
CHR$ (MAN);TAB(XZ,YZ-1);
CHR$ (240)
:ENDPROC
ELSE IF VX=3 AND CITYX=0
THEN PRINT TAB(XZ,YZ);
CHR$ (MAN);TAB(XZ,YZ-1);
CHR$ (32)
:CITYX=1
:ENDPROC
870 ENDPROC
880 DEF PROCshoot
890 SHOOTX=XZ*64+32
900 SHOOTY=(31-YZ)*32+16
910 FX=SHOOTX
:GX=SHOOTY
920 MOVE FX,GX
930 ON DIRX GOTO 940,980
,1020,1060
940 SHOOTX=SHOOTX-64
950 IF POINT(SHOOTX,SHOOTY)
=3
THEN PROC hit
:ENDPROC
960 IF POINT(SHOOTX,SHOOTY)
=2
THEN PROC miss
:ENDPROC
970 GOTO 940
980 SHOOTX=SHOOTX+64
990 IF POINT(SHOOTX,SHOOTY)
=3
THEN PROC hit
:ENDPROC
1000 IF POINT(SHOOTX,SHOOTY)
=2
THEN PROC miss
:ENDPROC
1010 GOTO 980
1020 SHOOTY=SHOOTY+32
1030 IF POINT(SHOOTX,SHOOTY)
=3
THEN PROC hit
:ENDPROC
1040 IF POINT(SHOOTX,SHOOTY)
=2
THEN PROC miss
:ENDPROC
1050 GOTO 1020
1060 SHOOTY=SHOOTY-32
1070 IF POINT(SHOOTX,SHOOTY)
=3
THEN PROC hit
:ENDPROC
1080 IF POINT(SHOOTX,SHOOTY)
=2
THEN PROC miss
:ENDPROC
1090 GOTO 1060
1100 DEF PROC hit
1110 DRAW SHOOTX,SHOOTY
1120 SOUND 1,1,157,5
1130 GCOL 0,0
1140 DRAW FX,GX
1150 GCOL 0,3
1160 PRINT TAB((SHOOTX-32)/64
,31-((SHOOTY-16)/32));
CHR$ (32)
1170 IF (SHOOTX-32)/64=HORZX
AND 31-((SHOOTY-16)/32)
=VERTX
THEN HORZX=10
:VERTX=15
:COLOUR 1
:PRINT TAB(HORZX,VERTX);
CHR$ (240)
:FOR WAITX=1 TO 25
:NEXT WAITX
:COLOUR 3
:PRINT TAB(HORZX,VERTX);
CHR$ (240)
:VDU 7
1180 ENDPROC
1190 DEF PROC miss
1200 DRAW SHOOTX,SHOOTY
1210 SOUND 1,1,157,5
1220 GCOL 0,0
1230 DRAW FX,GX
1240 GCOL 0,3
1250 COLOUR 2
1260 PRINT TAB((SHOOTX-32)/64
,31-((SHOOTY-16)/32));
CHR$ (240)
1270 COLOUR 3
1280 ENDPROC
1290
1300 MODE 6
1310 PRINT TAB(5,5);"BAD LUCK"
1320 PRINT
1330 PRINT SPC (8)"THE GREEN
BELT HAS BEEN"
1340 PRINT
:PRINT SPC (13)"BUILT
ON"
1350 PRINT
:PRINT
:PRINT
:PRINT " YOU SCORED
";SCOREX;" POINTS"
1360 PRINT
:PRINT SPC (6)"DO YOU
WANT TO PLAY AGAIN Y/N
?"
1370 LET A$=GET$
:IF A$="Y"
THEN RUN
ELSE IF A$="N"
THEN END
1380 GOTO 1370

```

This listing is included in this month's cassette tape offer. See order form on Page 47.



National Micro

**Everything
on this page
is 5% less
than our
normal price**

**This special
offer is
exclusively for
readers of
Electron User
and applies to
mail order
sales only.**



We will also send you FREE membership of NMC's Computer Club – enabling you to enjoy generous discounts on all your future purchases!

Benefits for Club members include a big saving of 10% on software and 5% on hardware purchases over £25.

Personal shoppers are welcome at our retail stores:

**National Micro Centres,
36 St. Petersgate,
Stockport SK7 5NY.
Tel: 061-429 8080**

**Wilmslow Micro Centre,
62 Grove Street,
Wilmslow, Cheshire.
Tel: 0625 530891**

PRINTERS

Now you can add a printer to your Electron, using Plus 1, we have selected four of the most popular dot-matrix printers. All allow you to condense or embolden text, offer high definition characters and allow you to produce clear-cut graphics and charts:

Brother HR5 (30cps)	£170.95
Epson RX80 (100cps)	£272.00
Epson RX80FT (incl. friction feed)	£315.00

For superb correspondence-quality printing you need a daisywheel printer. Our choice is one of our best-sellers, the Silver Reed EX43. It can also be used as a superior standalone electronic typewriter

(Without Electron interface: £394.25)
(Without Electron interface: £286.90)

MONITORS

You can happily operate your Electron with your domestic TV set. But more and more users are finding that for a really crisp picture you need a special monitor. We offer a monochrome and three colour monitors:

Zenith 12" (green screen)	£81.00
Microvitec (14" colour – low res)	£217.41
Microvitec (14" colour – med res)	£326.66
Microvitec (14" colour – hi res)	£480.70

For the best of both worlds there is the 14" Nordmende, which can double as a monitor and normal TV, at a very attractive price

(with remote control £251.00)

DATA RECORDER

From a wide selection of cassette recorders we recommend the Pye Data Cassette Recorder, which is a perfect match for the Electron. With it comes a FREE power pack and Electron lead.

£38.00

A FREE dust cover with every Electron

We have ample stocks of Electrons and can promise mainland delivery within 24 hours of receiving your order. With it comes an introductory cassette of 15 programs, a very comprehensive User Guide, an easy-to-understand DIY book on programming AND a free dust cover with the compliments of National Micro Centres

£189.00

Electron Dust Cover if supplied separately £2.80

JOYSTICKS

Use a joystick to play arcade games and watch your score increase dramatically! For serious games a joystick really is a must – and we have two we specially recommend. Both provide twin fire buttons.

Sureshot (self-centering action)	£15.67
Clares (non self-centering)	pair £19.50



These will take Kempston & Sureshot joysticks.

Selling well... First Byte's switched joystick interface

Since it was launched at the Electron & BBC Micro User Show the switched joystick interface from First Byte has been one of our top sellers. This plug-in cartridge takes standard Atari-style joysticks which are much more popular – and cheaper – than analogue joysticks.

£23.70

AT LAST! Plus 1 is the Electron add-on we've all been waiting for!

ELECTRON PLUS 1 is Acorn's answer to a growing demand from Electron users to be able to extend their micro's capabilities. With it you can add a printer and use your Electron for word processing and financial calculations. Its joystick input is designed to take two fully-proportioned joysticks - giving an entirely new dimension to games playing. And its two unique cartridge slots enable you to plug in games, educational and business programs - and that means no more waiting for programs to load. Many other manufacturers are now planning cartridges that will use Plus 1 to expand the Electron in many more exciting ways and considerably increase its power and versatility.

ELECTRON PLUS 1 is a must for every user who wants to really make the most of his micro.

Incredible value at **£56.90**

ROM CARTRIDGES

With Plus 1 you can use software cartridges on your Electron for the first time.

Now available:

Snapper
Hopper
Starship Command

only **£14.95**

DELIVERY CHARGES

Hardware: £7 per item
Software: FREE

**ALL PRICES GIVEN HERE
INCLUDE VAT**

Our Top Ten Best Sellers

Birds of Prey (Romik)

A fast moving invaders type game where the aliens in space take the form of birds. Great value for money. **£6.99**

Pharaoh's Tomb (A & F)

Seek the golden mask in this graphic adventure, solve anagrams and number puzzles - but avoid the monsters. **£7.15**

Killer Gorilla (Micropower)

Fast becoming a cult game. Dodge tumbling barrels and blazing fireballs. Gripping multi-level action. **£7.95**

Twin Kingdom Valley (Bug-Byte)

A sophisticated adventure game with all 175 locations drawn in full-screen hi-res graphics. **£8.55**

Cylon Attack (A & F)

"Outstanding... quite simply excellent... the graphics leave most other games standing". - *Electron User* **£7.15**

Chess (Acornsoft)

One of the best computer versions of the game, easy to use, with more options than its competitors. **£8.28**

Mini Office (Micro User/Electron User)

All-in-one word processor, database, spreadsheet and graphics package at an incredibly low price **£5.95**

Micro Olympics (Micro User/Electron User)

Pit yourself against the worlds greatest athletes. **£5.95**

Starship Command (Acornsoft)

Guide your craft through deep space and avoid an enemy bent on your destruction. Very addictive. **£8.28**

Chuckie Egg (A & F)

A progressive game requiring extremely high skill levels. The nightmare has begun! **£7.90**

ORDER FORM

Post to:
NATIONAL MICRO CENTRES,
36 St. Petersgate,
Stockport SK1 1HL

Item	Please supply the following:	Qty	Total	
			£	p

Attractive credit terms
Phone for details

Carriage
TOTAL

Please indicate method of payment:

☐ Cheque payable to
National Micro Centres

☐ Access/Barclaycard No.

Name

Address

Tel. No.

Signed EU13

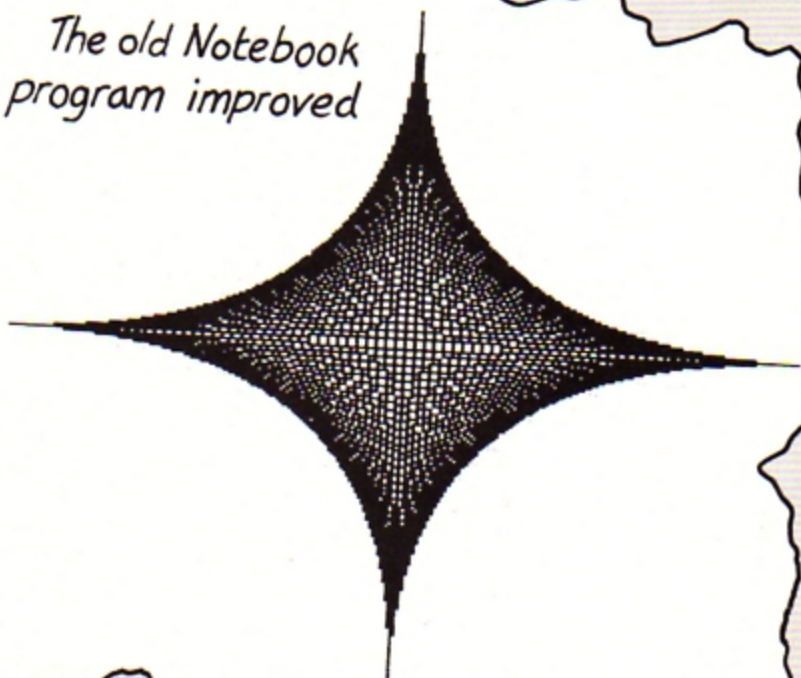
SCRAPBOOK

SCRAPBOOK is the feature that contains a selection of all the short, simple programs sent in by our readers. It's where we keep a record – a scrapbook would you believe – of all the interesting little routines that don't end up in the Notebook or in Program Probe but are too good for us not to share.

The emphasis this month is very much on graphics programs but next month, who knows? It's up to you and the programs you send in.

MANDALA *The old Notebook program improved*

```
10 REM MANDALA
20 REM BY NIGEL PETERS
30 REM MODS BY JOHN LEWIS
40 MODE 1
50 GCOL 0,RND(3)
60 VDU 19,3,4,0,0,0,
70 VDU 23,1,0;0;0;0;
80 MOVE 500,500
90 S=RND(100):PRINT "Step ";S
100 FOR X=0 TO 500 STEP S
110 DRAW 500,1000-X
120 DRAW 500-X,500
130 DRAW 500,X
140 DRAW 500+X,500
150 NEXT
160 TIME=0:REPEAT UNTIL TIME=200
170 GOTO 40
```



CURVED SHAPES *Round the screen with Andrew Jackson*



```
10 REM CURVED SHAPES
20 REM BY ANDREW JACKSON
30 MODE 2
40 VDU 23,1,0;0;0;0;
50 GCOL 0,RND(7)
60 SIZE=RND(100):B=RND(1
100):C=SIZE:D=RND(900)
70 MOVE B+C,D:MOVE B+C,D
80 FOR X=0 TO 1200 STEP
100
90 PLOT 85,COS(X)*SIZE+B
,SIN(X)*C+D
100 NEXT
110 GOTO 50
```

Send your programs to
Scrapbook, *Electron*
User, 68 Chester Road,
Hazel Grove, Stockport
SK7 5NY.

FORTUNE TELLER PROGRAM

THIS PROGRAM TELLS YOUR FORTUNE OR SOMEONE ELSE'S FORTUNE. SIMPLY TYPE IN SOMEONE'S NAME, AND I WILL TELL YOU ABOUT THEM. TYPE SPACE BAR, IF YOU WANT TO TYPE IN A NEW NAME.

FORTUNE TELLER

Your character described by
12 year old Helen Jones

```
10REM Fortune Teller Pro B$
gram
20REM By Helen Jones
30MODE 1
40PRINT TAB(3,2)"FORTUNE
TELLER PROGRAM"
50PRINT TAB(2,5)"THIS PR
OGRAM TELLS YOUR""FORTUNE,
OR SOMEONE ELSE'S FORTUNE."
60PRINT"SIMPLY TYPE IN S
OMEONE'S NAME, AND I WILL""T
ELL YOU ABOUT THEM""TYPE S
PACE BAR, IF YOU WANT TO TY
PE IN A NEW NAME."
70B=GET
80CLS
90COLOUR 2
100COLOUR 129
110CLS
120PRINT TAB(2,10)"PLEASE
ENTER YOUR NAME."
130INPUT A$
140PRINT TAB(2,12)"GLAD T
O KNOW YOU,";A$;" I HOPE
THAT WE GET ALONG TOGETHER.
"
150B=GET
160COLOUR 3
170CLS
180PRINT TAB(0,2)"NOW ";A
$;" TYPE IN THE NAME OF THE
PERSON WHOM YOU""WANT ME
TO PRAISE OR CRITISISE.....
"
190INPUT B$
200CLS
210IF B$=A$ THEN PRINT TA
B(0,4)"SO, YOU ASKING ABOUT
YOURSELF, ARE YOU? "" WEL
L, YOU"
220IF B$=A$ THEN GOTO 240
230PRINT TAB(0,4)"WELL, "
```

```
240C=RND(6)
250IF C=1 AND B$=A$ THEN
PRINT TAB(0,8)"ARE EXCEEDIN
GLY BEAUTIFUL.":SOUND1,-15,
100,10
260IF C=1 AND B$<>A$ THEN
PRINT TAB(0,8)"IS EXCEEDIN
GLY BEAUTIFUL.":SOUND1,-15,
100,10
270IF C=2 AND B$=A$ THEN
PRINT TAB(0,8)"ARE OF ROYAL
BLOOD":SOUND 1,-15,80,10
280IF C=2 AND B$<>A$ THEN
PRINT TAB(0,6)"IS OF ROYAL
BLOOD":SOUND 1,-15,80,10
290IF C=3 AND B$=A$ THEN P
RINT TAB(0,8)"ARE UGLIER TH
```

```
AN AN UGLY MONSTER.":SOUND1
,-15,48,10
300IF C=3 AND B$<>A$ THEN
PRINT TAB(0,6)"IS UGLIER TH
AN AN UGLY MONSTER": SOUND
1,-15,48,10
310IF C=4 AND B$=A$ THEN P
RINT TAB(0,8)" HAVE GOT DRA
GONS CLAWS":SOUND 1,-15,52,
10
320IF C=4 AND B$<>A$ THEN
PRINT TAB(0,6)" HAS GOT DRA
GONS CLAWS":SOUND 1,-15,52,
10
330IF C=5 AND B$=A$ THEN P
RINT TAB(0,8)"HAVE GOT NICE
LEGS,SHAME ABOUT THE FACE.
":SOUND 1,-15,72,10
```

```
340IF C=5 AND B$<>A$ THEN
PRINT TAB(0,6)"HAS GOT NICE
LEGS,SHAME ABOUT THE FACE.
":SOUND 1,-15,72,10
350IF C=6 AND B$=A$ THEN P
RINT TAB(0,8)"ARE NICE INSI
DE-SO WE'LL FORGET THE LOOK
S":SOUND 1,-15,68,10
360IF C=6 AND B$<>A$ THEN
PRINT TAB(0,6)"IS NICE INSI
DE-SO WE'LL FORGET THE LOOK
S":SOUND 1,-15,68,10
370IF GET$<>" THEN PRINT
TAB(0,8)" I TOLD YOU TO PR
ESS SPACE BAR!":G=GET:CLS:G
OTO 180
380CLS
390GOTO 180
```

LINE PATTERNS

The random doodlings
of M.A. Chamberlain



```
10 REM *****
*****
20 REM **** LINE PATTERN
S ****
30 REM *** M.A.CHAMBERLA
IN ***
40 REM *****
*****
50 MODE 2
60 VDU 23,1,0;0;0;0: COL
OUR 2:PRINT TAB(6,13);"PATT
ERNS"
70 COLOUR 1:PRINT ""PRE
SS 'S' TO START""THE PATT
ERN"
80 A$=GET$
90 IF A$="S"THEN 100 ELS
E 90
100 CLS
110 MOVE RND(1500),RND(17
500):GCOL RND,(16):DRAW RND
(1750),RND(17500)
120 GOTO 110
```


KEYBOARD

KEYBOARD is a game aimed at teaching you the position of the keys on the keyboard.


Since the program gives you a score related to the time you took to find the key, you'll soon find yourself covering the keys at breakneck speed in order to improve your own high score.

Features of this program include a Top Ten scores

KEN SMITH has turned learning key positions into a challenging game

routine, a procedure for swapping in any scores achieving Top Ten status and an enlarged letter display for a quick visual check.

So if your eyes are having trouble looking for those keys, try Keyboard and watch the score soar as your knowledge of the keyboard increases.



VARIABLES

hs%(n)	High score markers.
H\$	High scorer strings.
score	Game score.
P	High score check marker. 0=false. 1=true.
a	Check to avoid letter being given twice in successive questions.
A	Random character variable. Determines which letter will appear on the screen.
key	Player's response.

k	Time bonus to be added to score.
A\$	New high scorer's name.

PROCEDURES

QH	Enlarges letters to fill text window 8x8 characters large.
swop	Checks for position of new high score and new high scorer in the Top Ten. Swaps positions and scores.

```

10REM KEYBOARD by KEN SM
11TH
20REM (C)ELECTRON USER
30MODE4
40DIM hs%(10),H$(10)
50FOR T=1 TO 10:READ hs%
(T),H$(T):NEXT
60ONERRORGOTO70
70score=0:P=0:a=0
80VDU23,1,0;0;0;0;
90VDU23,48,60,102,102,10
2,102,102,60,0
100VDU28,0,31,39,0;19,0,4
;0;19,1,3;0;CLS
110PRINTTAB(10,3)"*****
*****"
120PRINTTAB(10,5)" KEYBOA
RD GAME "
130PRINTTAB(10,7)"*****
*****"
140PRINT"" This game is
to test your knowledge""
of the computer keyboard.
"" You will be asked to
find 25 keys."" The comp
uter will time you."" Th
e faster you find the keys
the more"" points you wi
ll score."
150PRINT"" Try and get y
our name in the Top Ten."
160PRINT"" Press any k
ey to continue."B$=GET$:CL
S
170PRINTTAB(10,1)"*****
*****":PRINTTAB(10,2)"TOP
TEN SCORES":PRINTTAB(10,3)
"*****"
180PRINT""
190FORX=1TO10:PRINTTAB(4)
;X;TAB(8);hs%(X);TAB(13)"by
";H$(X):PRINT:NEXT
200PRINT"" Press any k
ey to start the game."
210B$=GET$:CLS
220FORB=1 TO 25
230TIME=0
240A=RND(26)+64
250IF A=a THEN 240 ELSE a
=A
260PROCQH
270VDU28,0,31,39,12
280COLOUR132:COLOUR3
290PRINTTAB(11,4)"
"
300PRINTTAB(13,1)"FIND TH
IS KEY."
310key=GET
320IF key=A THEN PRINTTAB
(16,4)"CORRECT!":SOUND1,-15
,200,5;GOTO340
330IF key<>A THEN PRINTTA
B(12,4)"WRONG! TRY AGAIN.":
SOUND1,-15,50,10;delay=INKE
Y(100);GOTO290
340PRINTTAB(8,7)"Time tak
en = ";TIME/100;TAB(19);"se
conds."
350k=INT(30/(TIME/100))
360score=score+k
370PRINTTAB(14,10)"SCORE
=";score
380PRINTTAB(1,13)"HIGH SC
ORE = ";hs%(1);" by ";H$(1)
390A=32:PROCQH
400NEXT G:CLS
410VDU28,0,31,39,12:CLS
420PRINTTAB(10,10)"FINAL
SCORE = ";score:PRINTTAB(1,
13)"HIGH SCORE = ";hs%(1);"
by ";H$(1)
430IF score>hs%(10) THEN
P=1:ELSE490
440IF P=1 THEN INPUTTAB(3
,16)"Type in your name then
press RETURN.""SPC(5),A$
450IF LEN A$>18 THEN SOUN
D1,-15,100,10:PRINTTAB(0,18
)SPC(39);GOTO440
460PROCswop:PRINTTAB(1,13
)SPC(39)
470PRINTTAB(1,13)"HIGH SC
ORE = ";hs%(1);" by ";H$(1)
480PRINTTAB(3,16)SPC(36):
PRINTTAB(0,18)SPC(39)
490PRINTTAB(3,16)"To star
t a new game press any key.
";C$=GET$:score=0:A=32:PROC
QH:GOTO100
500DEFPROCQH
510VDU28,15,11,25,3
520FOR AZ=0 TO 2 STEP 2:P
Z=&D00:[OPT AZ;.S:CLC:ROL&7
0:BCC SP:LDA#255:JSR&FEE:J
MP C;.SP:LDA#32:JSR&FEE;.C
:LDA#70:BEQ F:JMP S;.F:RTS:
J:NEXT AZ
530VDU23,255,0,&18,&7E,&7
E,&FF,&7E,&7E,&18
540VDU19,0,4;0;19,1,3;0;
550T=&C000+(8*(A-32))
560FOR B=T TO T+7:&70=?B
:CALL&D00:PRINT:NEXT
570ENDPROC
580DEFPROCswop
590FOR P=10 TO 2 STEP -1
600IFscore>hs%(P-1)THENhs
%(P)=hs%(P-1);H$(P)=H$(P-1)
ELSEhs%(P)=score:H$(P)=A$:E
NDPROC
610NEXT
620 hs%(1)=score:H$(1)=A$
630ENDPROC
640DATA300,I.M.QUICK
650DATA275,U.BEATME
660DATA250,A.LOSER
670DATA225,I.VOR NOTHER60
680DATA200,ANN CUFFS
690DATA175,T.V.SET
700DATA150,JOE KING
710DATA125,R.U.READY
720DATA100,WILL E.WIN
730DATA75,I.M.LAST

```

This listing is included in this month's cassette tape offer. See order form on Page 47.

M I C R O P O W E R M I C R O P O W E R M I C R O P O W E R M I C R O P O W E R M

ANOTHER INCREDIBLE CHALLENGE FROM BRITAIN'S LEADING SOFTWARE HOUSE

FELIX


Meets
The

EVIL WEEVILS

Clamber up the pipes, dodging the cascading ball bearings to despatch the Weevils and Superweevils using your spray can. Features oxygen cylinders, bonus letters, belt lever and panic button.

NEW PRICE! B.B.C. and Electron cassette: £6.95.
B.B.C. disk version: £9.95.

(THE MICRO VERSION)



electron
B.B.C. MICRO

M I C R O
P O W E R

MICRO POWER LTD.,
NORTHWOOD HOUSE, NORTH STREET,
LEEDS LS7 2AA TEL: (0532) 458800

MICRO POWER SOFTWARE IS AVAILABLE FROM
SELECTED BRANCHES OF WH SMITH, BOOTS, JOHN
MENZIES, CO-OP, WOOLWORTHS AND ALL GOOD
DEALERS.

AUTHORS! WE PAY 20% ROYALTIES!

"WATCH OUT
FOR THE FANTASTIC
NEW PACKAGING!!"



**The best
value ever in
educational
programs!**



A must for every parent and teacher, the Micro User Educational Special will help turn your BBC Micro into a learning centre.

Its 15 original programs have been specially chosen to combine educational validity with sheer good fun.

Tested in the classroom, and ranging in scope from pre-reading to sixth form maths, each program is fully listed and explained in detail – in the clear style for which Micro User is renowned. Can you or your children afford to miss this vital educational resource?

BINGO SPEC. £5.95 CM64 £6.95

UP TO 4 PLAYERS AT ONCE

A FIVE YEAR OLD OR GRANNY CAN PLAY

1

£100.00 TO BE WON EACH MONTH
FOR FURTHER DETAILS RING TREVOR ON 091 414 4611

66

ACTUALLY SHOUTS THE NUMBER OUT
CURRENTLY COMPATIBLE FOR CM64 & SPECTRUM

FUN FOR ALL THE FAMILY

TYNESOFT
COMPUTER SOFTWARE

**ADDISON INDUSTRIAL ESTATE, BLAYDON-ON-TYNE,
TYNE & WEAR. TEL: (091) 414 4611.**

ALL TITLES AVAILABLE FROM TYNESOFT
POSTAGE AND PACKING FREE

SUPERFILE 64
A REALLY USER FRIENDLY DATABASE FOR THE 64.

CM64 CASS **£17.95**. DISK **£19.95**

FIREMAN FRED
HELP FIREMAN FRED RESCUE CATS, DOGS & PEOPLE FROM 20 DIFFERENT LOCATIONS.
SPEC. **£5.95**

AUF WIEDERSEHEN
HELP OZ BUILD A WALL, DRINK HIS BEER, THEN FIND HIS WAY HOME.
SPEC. **£5.95** CM64 **£6.95**
BBC/ELECTRON **£6.95**



presents the user friendly art utility for the BBC B and Electron

ART DESIGNER

Create, save and load your own characters and pictures with this versatile program.

Circles, ellipses, shades, stripes and text easily produced.

Cassette	£7.95
5.25" Disk	£9.75
3" Disk	£12.75

Available from good stockists or order direct from:

**pIca, Pro-Supply Ltd. 4 Beech Court,
Pocklington, York YO4 2NE.
Tel: 07592-3723**

BOOK SHELF

Genuinely practical

Practical Programs for the Electron by Owen and Audrey Bishop (Granada).

I HAVE seen books of practical programs before, and they often prove a laborious means of performing the trivial.

This book, I am pleased to report, is of a considerably higher calibre, and the listings could be genuinely useful.

There are 14 listings, which works out at a very modest 42½p per program, and most Electron users will find plenty to interest them here.

The range of subjects is as wide as the Electron's capabilities, and include graphics, sound and spreadsheet programs.


As usual with Granada, their listings are computer dumped, so that there is little likelihood of an error creeping in.

There is also a section on errors which might appear when tired fingers hit the wrong keys, and this shows a helpful and well thought-out attitude to the users of the book.

I found no errors in the listings, although I do confess to a few creeping in via my typing.

Each program is clearly annotated with helpful explanations of the routines used, and there are copious notes on alterations which might be tried. An interesting note is that the programs will be compatible with discs when we all upgrade.

Info File on its own would be worth the cost of this book, being a very adaptable datafile program. Certain other ones



appear less useful, such as the one to plan a room such as a kitchen.

Supersound tames the Sound and Envelope commands of the Electron, and allows sounds and sound effects to be designed, adapted and played around with.

Cashflow was fascinating, producing a spreadsheet of one's finances – again this will be of use to many.

Overall it is a book which contains 14 useful listings, but more than that it will allow the user to gain familiarity with the micro so that one's own programming more closely resembles the well-structured approach of the Bishops.

Phil Tayler

Top of the list

Creative Assembler by Johnathan Griffiths (Penguin).

TWO thirds of this book is devoted to discussing the techniques involved in

writing large assembly language programs with many routines listed, and one third is devoted to the novice programmer.

When I tell you that the author Johnathan Griffiths wrote Acornsoft's JCB Digger and Snapper you will get an idea of the standard of programming the author is attempting to teach.

The middle section contains explanations of macros, conditional assembly and how to create macro source files. Several examples are listed.

Section three is specifically aimed at programmers who are writing arcade games in assembly language. A number of routines are listed which

book is an introduction to assembly language and the assembler, I would not really recommend it for the beginner as the jump to the second and third sections is too great.

There are other books available that are more suitable.

This is an absolute godsend for anyone struggling to write arcade games in machine code. Johnathan Griffiths' discussion of macros and program structure, and his routine for poking the screen are fantastic, making this an absolute must.

Put it at the top of your shopping list immediately.

Roland Waddilove

ABC of assembly

Beyond Basic by Richard Freeman (BBC NEC).

BEYOND Basic is written for anyone who has a good grasp of Basic and who wants to learn how to program in assembly language.

The chapters include addition and subtraction, jumps, addressing modes, multiplication and division, and operating system calls.

The reader is taken from his first assembly language program – simply loading the accumulator with a number – to sorting a Basic string array. Each step along the way is explained very simply and clearly.

There are many exercises at each stage to test the reader's



can be incorporated into your own programs.

Very little explanation is given and the reader is left to puzzle out how they work.

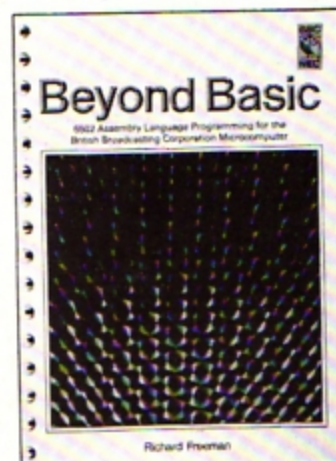
This section is just what the advanced programmer needs, and is the only book I have seen with an explanation of how to poke the screen directly to move characters around.

An example game is listed at the end which is a mixture of Basic and assembler.

Although one third of the

	Apr 1	May 2	Jun 3	Jul 4	Aug 5	Sep 6	Oct 7	Nov 8	Dec 9	Jan 10	Feb 11	Mar 12	Apr 13	May 14
A INCOME	550	550	550	550	550	550	550	550	550	550	550	550	550	550
B HOUSE	150	100	100	100	100	100	100	100	100	100	100	100	100	100
C CAR	65	65	65	120	120	120	120	120	120	120	120	120	120	120
D FOOD	181	182	183	184	185	186	187	188	189	190	191	192	193	194
E FUEL	15	15	15	15	15	15	30	30	30	30	30	30	15	15
F HOLIDAY	107	131	154	170	0	16	24	38	52	72	92	112	127	148
G SAVINGS	367	458	530	539	545	549	494	493	491	533	565	590	579	613
H CLOTHES	73	92	106	108	109	110	99	99	98	107	113	118	116	123

Household cashflow from Practical Programs for the Electron



From Page 43

understanding of the important principals involved.

There are several books around now which aim to teach assembly language programming, but in my opinion this is by far the best text for beginners.

There is a cassette available which has all the programs in the book on it. If you're the lazy type, you can load each program from tape instead of tapping it in at the keyboard.

This is an excellent manual, which I strongly recommend.


Roland Waddilove

Room to doodle

Discover Your Electron by Philip Williams (Century Publishing).

YES, the price really is just £2.95, and it contains 120 pages of information about how to program the Electron.

One slight drawback to this



seemingly lovely state of affairs is that each page measures over 12cm in width, yet the text only covers some 7cm.

Some of the enormous margin space is occasionally filled with diagrams, but mostly it simply contains huge titles which emphasise the space even more.

So perhaps Mr Williams could have condensed the book into about 70 pages of

normally spaced script, but I don't suppose it would have seemed such good value...

Still, back to the book, which is subtitled 'How to write your own programs'.

The reader willing to try out the ideas as they are broached in the course of the book will doubtless gain much which will help towards writing programs for the Electron.

It really covers less ground than the excellent Users' Manual, but perhaps Mr Williams scores by making the steps through the book small and simple enough for the average reader to follow quite happily.

I wasn't too sure why the author explains GOTO and GOSUB at some length before he introduces the idea of a PROCEDURE.

As I said earlier, there is nothing at all in this book which is not dealt with in the manual. But it is user-friendly – to use the jargon – and for £2.95 it will give many people a little more encouragement as they move from playing with their Electron (or is it the Electron playing with you?) to making it do as it is told.

A useful stocking filler perhaps, and plenty of room to doodle in the margins!

Phil Tayler



Discover Your Electron leaves ample margins for notes



BBC



ELECTRON

LEAVE REALITY BEHIND YOU WITH...

MP ADVENTURE GAMES

A new range of REAL-TIME ADVENTURES we believe the most advanced available for the BBC & Electron: intelligent characters that will move around independently, multiple command statements, advanced text compression methods allow even more detail.

*****NEW*** SADIM CASTLE** It is said that those who enter the haunted estate of Sadim Castle do not return! Long ago tragedy struck here and since then many people have died in mysterious circumstances. Can you uncover the secret and break a terrible curse!!

*****NEW*** VALLEY OF THE KINGS** Far away across the desert lie the lost pyramids of Kaculud, rumoured to contain fabulous treasure and a legendary golden mask. The pyramids may now have been discovered although strange happenings have caused the archaeologists to abandon their camp. Your task is to find the golden mask.


Further titles coming shortly: CROWN OF MARDAN, THE FALLEN EAGLE.

Our original and popular text adventures are also available: FIRIENWOOD, WOODLAND TERROR, BLUE DRAGON, SURVIVOR. Please send for full details.


Text Adventure Prices: £7.50 (Cass) £10.50 (Disc) including VAT & postage with UK. State which machine when ordering. Dealer enquiries welcome.

MP SOFTWARE LTD.

165 Spital Road, Bromborough, Merseyside L62 2AE.
Tel: 051-334 3472



Electron Joysticks



Fully analogue, ACORN compatible, sprung return to centre joysticks to work with your Plus 1 interface or other analogue interfaces. Already in use by tens of thousands of BBC owners, these British made joysticks are fully guaranteed and backed by our years of experience in the video games industry.

▲ **Delta 3b "twin"**—A pair of analogue joysticks wired to a single plug. One joystick has red fire buttons the other green. **£19.95**

▲ **Delta 3b "single"**—A single joystick but with the fire buttons of two joysticks. **£12.00**

Coming soon: Conversion software utilities that will make non standard games work on these standard joysticks.

Delta 3b joysticks should be available where you bought your Plus 1 or other analogue interface. If not they can be ordered direct from our factory.

Prices include VAT and P&P.

Voltmace Limited
Park Drive
Baldock
Herts
SG7 6EE

Voltmace delta 3b



Telephone (0462) 894410

ANSWER BACK
SENIOR AND JUNIOR

QUIZZES

GENERAL KNOWLEDGE

THE ULTIMATE CHALLENGE

BBC (32K) • ELECTRON



Juniors (Ages 6 to 11)

-defeat the mythical dragon and save the princess of KOSMOS Castle...

Seniors (Ages 12 and Over)

-pit your wits against the KOSMOS robot and destroy the Alien invaders...

But be warned, in your endeavours you will learn vast amounts of fascinating facts on an enormous variety of subjects. The ANSWER BACK quizzes provide an incredible adventure in education by allowing successful challengers to participate in the compelling games.

Each program comes complete with 15 enormous quizzes providing a total of 750 questions and 3000 optional answers. But that is only the start, you can also create and save an unlimited number of quizzes of your own design.

FEATURES INCLUDE

- ☐ Multiple choice answers ☐ True or False? ☐ Find the missing letters
- ☐ "Pass" facility ☐ Immediate correction of errors ☐ Timer option
- ☐ Performance summary ☐ Re-run of questions passed or incorrectly answered
- ☐ Full facilities for creating and saving an unlimited number of new quizzes

Available from your computer store or by mail order Price \$10.95

Other educational titles include...
"The French Mistress"
"The German Master"
"The Spanish Tutor"



KOSMOS SOFTWARE LTD, 1 Pilgrim Close, Harlington, DUNSTABLE, Beds. LU5 6LX

Please supply the following programs for the BBC/ELECTRON computer
ANSWER BACK Junior Quiz @ \$10.95 ☐
ANSWER BACK Senior Quiz @ \$10.95 ☐

Mr/Mrs/Miss
Address
Postcode



KOSMOS SOFTWARE LIMITED
1 Pilgrim Close, Harlington
DUNSTABLE, Beds. LU5 6LX
Tel: (05255) 3942

Easy Programming for the Electron Eric Deeson £5.95
For newcomers to computing, the author starts at basics and instructs the beginner in a lighthearted but informative manner in the intricacies of the micro - Electron User.

£5.95

Electron Assembly Language Bruce Smith £7.95
This book will open a whole new world to the basic programmer - Electron User, by gently introducing assembly language programming. The hidden depths of your Electron can be tapped when you learn all about the use of the machine's built in assembler, and full explanations of the operating system. You will be amazed by the results!

£7.95




Shiva titles are available from branches of Boots, Menzies, W.H. Smith, bookshops, computer shops and department stores. In case of difficulty, please write to: SHIVA PUBLISHING LTD, FREEPOST, 64 Welsh Row, Nantwich, Cheshire CWS 5BR. Telephone orders welcome: 0270 628272 (24 hrs/7 days) Telex: 367258 (GASEQP)

Qty	Title	Price	ORDER FORM
.....	Easy Programming for the Electron	£5.95	I enclose a cheque for £..... made payable to Shiva Publishing Ltd.
.....	Electron Assembly Language	£7.95	For payment by Access/Barclaycard/ American Express:
Signature		Card No.	
Please send full catalogue of computer books and software <input type="checkbox"/>			
Name			
Address			

EU/11

electron user



Be one of the first to get each issue

A subscription will ensure you get your own personal copy **HOT OFF THE PRESSES** month after month for the next year.

Every owner of an Electron – and everyone thinking of buying one – needs to get *Electron User* every month. It's the brightest, most authoritative yet completely independent guide to a machine that has so much potential you will never tire of reading about its remarkable capabilities.

You can buy *Electron User* from your local newsagent or station bookstall. Or you can take out a 12 months subscription and have it delivered to you by post.

electron
user

electron
user

electron
user

electron
user

Complete set of our first four issues for only £2.00

Your Electron needs protecting!

Protect your Electron with our luxury dust cover made of soft pliable water-resistant vinyl, bound with strong cotton and decorated with *Electron User* logo.

£3.95



Keep your collection of *Electron User* complete with these handsome binders

Bound in attractive red pvc with the *Electron User* logo in gold blocking on the spine, this binder will hold 12 magazines firmly secured in place by metal rods. **£3.95**

Copies of all issues from February 1984 are still available at £1.25 each



FREE

Cassette worth
£3.75 if you
subscribe NOW!

If you take out a subscription to *Electron User* now you will receive completely free one of the monthly cassettes of *Electron User* listings. Choose which one you want from those illustrated below.

This free gift is for a limited period, so subscribe now!

Cassette tapes of *Electron User* programs

Save typing in programs
from *Electron User*
by sending for these
program-packed tapes.

£3.75 each

26 programs
from

electron
user

SPACE
HIKE

electron
user

GOLF

electron
user

HAUNTED
HOUSE

electron
user

RALLY
DRIVER

electron
user

CASTLES
OF SAND

electron
user

Bread
free

electron
user

STAR FIGHTER

You can also take out a
subscription for the 12
monthly tapes for £40.

ORDER FORM

All prices include postage, packing and VAT,
and are valid to November 30.

Please enter number required in box £ p

Electron User

annual subscription UK £12
EIRE £13 (IR £16)
Overseas (Surface) £20
Overseas (Airmail) £40

Selected free cassette _____ (month)
Commence with _____ issue TOTAL _____

Electron User

introductory issues Complete set of 4
£2.00 UK
£2.25 Overseas (Surface) TOTAL _____

Electron User back issues

£1.25 UK
£1.50 Overseas (Surface)
February
March
April
May
June
July
August
Sept
Oct

Airmail prices on application TOTAL _____

Electron User tapes

£3.75
(UK & Overseas)
26 introductory programs
Lunar Lander February
Chicken March
Spacehike April
Rally Driver May
Money Maze June
Golf July
Castles of Sand August
Haunted House Sept
Breakfree Oct
Star Fighter Nov
TOTAL _____

Cassette tape

annual subscription
£40 (UK & Overseas)
Commence with _____ tape (state month) TOTAL _____

Dust Cover

£3.95
(UK & Overseas) TOTAL _____

Binder

£3.95 UK
£5.00 Overseas TOTAL _____

Payment: please indicate method (✓) TOTAL _____

☐ Access/Mastercharge/Eurocard
☐ Barclaycard/Visa
☐ American Express

Card No. _____

Expiry Date _____

☐ Cheque/PO made payable to Database Publications Ltd

Name _____

Address _____

Signed _____

Send to: *Electron User*, FREEPOST, Europa House,
68 Chester Road, Hazel Grove, Stockport SK7 5NY.

(No stamp needed if posted in UK) Please allow 28 days for delivery

You can also order by phone

Telephone:


061-480 0171

24 hours

Don't forget to quote your credit card number
and give your full address

Notebook

THIS month's program comes from Barry Pretsell of Glasgow. It uses the PLOT 85 command to produce random triangles on the screen, making a sound each time.



TAKE A TRIANGLE OR TWO...

Usual
Rem's

```

10 REM TRIANGLES
20 REM BARRY PRETSELL
30 MODE 2
40 VDU 23,1,0;0;0;0;
50 REPEAT
60 GCOL 0,RND(16)
70 DRAW RND(1280),RND(12
80)
80 PLOT 85,RND(1280),RND
(1000)
90 SOUND 1,-15,RND(200),
1
100 IF INKEY(-99) THEN RE
PEAT UNTIL INKEY(-74)
110 UNTIL FALSE
    
```

Eternal
loop

Sets Mode
and switches
off cursor

Selects
random
colour

Draws
random
triangles

Pause
facility

Line Nos.

10,20

30,40

50,110

70

80

90

100

The usual REMs to name the program and who wrote it.

These select the 16 colour mode (Mode 2) and switch off the flashing cursor.

These form an endless REPEAT ... UNTIL loop.

Draws a baseline to the triangle.


Plots the triangle, RND being used to pick the third point.

Just makes a noise as the triangle is drawn.

Causes the program to pause if the space bar is pressed (INKEY(-99)) and wait until the Return key is pressed (INKEY(-74)).

Trevor Roberts

Just what you've been waiting for!



Contains
32 page
booklet
giving clear,
easy-to-follow
instructions on
all 4 programs

★ Word Processor ★ Graphics
★ Spreadsheet ★ Database

Now they're all together -in ONE simple package

Word Processor: Ideal for writing letters and reports. There is a constant display of both time and word count, plus a words-per-minute display to encourage the budding typist! A unique feature is the double-size text option in both edit and printer mode – perfect for young children and people with poor vision.

Spreadsheet: Enables you to use your micro for home accounts or pocket money records. It creates a display of numbers in rows and columns. Continuous updating is possible, and a changed figure can be instantly reflected throughout the rest of the spreadsheet. Your results can be saved, to be used for future updates,

or can be fed into its associated program...

Graphics: Part of the spreadsheet section, it lets you draw bar charts, pie charts and histograms to give a graphic presentation of your figures.

Database: You use this for storing information, just like an office filing cabinet. Facts you have entered can be quickly retrieved by just keying in a word or part of a word. They can be sorted, replaced, saved for future use or printed out.

If you want to start doing more with your micro than just playing games, this package is your ideal introduction to the four most popular applications for professional computers. All the programs have been designed for simplicity, so even a child can use them. Easy, fully-detailed instructions are included.

ONLY £5.95 / £7.95
CASSETTE DISC

Please send me _____ copy/copies of Mini Office		<input type="checkbox"/> BBC 'B' cassette £5.95
<input type="checkbox"/> I enclose cheque made payable to Database Publications Ltd. for £ _____		<input type="checkbox"/> Electron cassette £5.95
I wish to pay by <input type="checkbox"/> Access <input type="checkbox"/> Visa No. _____ Expiry date _____		<input type="checkbox"/> BBC 40-track disc £7.95
Signed _____		<input type="checkbox"/> BBC 80-track disc £7.95
Name _____		<i>Please tick box</i>
Address _____		
Post to: Mini Office offer, Database Publications, 68 Chester Road, Hazel Grove, Stockport SK7 5NY.		

Organised by
The Micro User
and Electron User

Come to our great pre

**Yes, we're back again at the spacious
ALEXANDRA PALACE – where there's
plenty of room to move around and inspect
all the latest micro goodies at your leisure!**

**Look what
you can
see ...
try ...
and buy!**

**BBC Micros
Electrons**

Teletext adapters

Torch disc packs

BBC Buggies

Second

Processors

Mouses

ROM Expansion

Boards

Grafpads

Books

Joysticks

Interfaces

Disc drives

Data recorders

Lightpens

Modems

Speech

Synthesisers

Carrying Cases

Cables

Digitizers

VDU stands

Graphics tablets

ROM chips

Monitors

Printers

Everyone who is anyone in the exciting world of the BBC Micro and Electron will be at our greatest ever autumn show. And that includes all the big names you see advertising in the pages of our magazines.

Waiting for you will be more than 150 stands, packed with hardware, software and peripherals – some on show for the first time.

And everything will be for sale – much at really low, show prices!

Once again our team of writers will be there to give you free advice – an ideal opportunity to find out all the facts on the latest computing techniques. Don't miss this chance to meet in person the names you see in these pages every month!

Free buses!

To get you to the show as easily as possible we are running free Show Buses from Alexandra Palace station, leaving every 10 minutes.

Free parking!

There's plenty of free parking, too. All part of the service to make this an enjoyable and relaxing computer day out!



**OPENING
HOURS**

10am-5pm	Thursday, 25 October
10am-5pm	Friday, 26 October
10am-5pm	Saturday, 27 October
10am-4pm	Sunday, 28 October

Christmas bonanza!

**Thursday to Sunday
October 25 to 28**



This voucher is worth £1 per head

Reduced prices for School/College Groups

Entry only £1 per student if bookings are made in advance. Send your cheque (made payable to Database Publications) and SAE to:

Electron & BBC Micro User Show
68 Chester Road, Hazel Grove,
Stockport SK7 5NY
Tel: 061-456 8383

Valid for a minimum of 10 people

SAVE MONEY with our Special Travel and Hotel Offer

Visitors to the Show can obtain cut-price rail tickets from ANY station in the United Kingdom - plus special reduced prices at London hotels. Write to:

Travel Offer, P.O. Box 1, St. Albans AL1 4ED with SAE or Telephone: St Albans 34475 quoting: The Electron & BBC Micro User Show.



By handing in this voucher at the door you save £1 off the normal admission price of £3 (adults) and £2 (children).

(Valid for a maximum of 4 people)

10am-5pm, Thursday, 25 October
10am-5pm, Friday, 26 October
10am-5pm, Saturday, 27 October
10am-4pm, Sunday, 28 October

**Alexandra Palace
Wood Green, London N22.**

Number attending: 1 2 3 4

Now No. 1 BBC
game on Micro Deal
Top Fifty chart

YOU can go for gold ...with the



Fancy pitting yourself against the world's best at this summer's Olympics?

You can do so without going anywhere near Los Angeles — with the most challenging package of programs of 1984.

MICRO OLYMPICS is more than a game. It's a brilliantly written collection of ELEVEN track and field events.

And because we know we're going to sell many thousands of them we've brought the price right down — to just £5.95.

Ever imagined yourself as another Seb Coe? Then try to run against the world record holder at 1500 metres. And if that distance is too much for you then there's always the 100, 200, 400 and 800 metres to have a go at.

Not much good at running? Don't worry, MICRO OLYMPICS has many more challenges for you. Why not try your skill at the high jump or the long jump?

And if you can't beat the computer at running or jumping then you can always throw things around in frustration! The trouble is that it's just as hard to be a champion at the discus, the hammer or the javelin.

And the pole vault takes the event to new heights!

Yes, it's fast, furious fun, pitting yourself against the world's best times and distances on your micro.

You may not be another Steve Ovett or Alan Wells, but with practice you COULD become the Micro Olympics Champion!

Also available from WHSmith
and all other leading stores



Play Micro Olympics
— and let your fingers
do the running!

Send for it today

Please send me _____ copy/copies of
Micro Olympics

☐ I enclose cheque made payable to
Database Publications Ltd.
for £ _____

<input type="checkbox"/> BBC 'B' cassette	£5.95
<input type="checkbox"/> Electron cassette	£5.95
<input type="checkbox"/> BBC 40-track disc	£7.95
<input type="checkbox"/> BBC 80-track disc	£7.95

Please tick box

I wish to pay by

☐ Access ☐ Visa No. _____ Expiry date _____

Signed _____

Name _____

Address _____

Post to: Micro Olympics offer, Database Publications,
68 Chester Road, Hazel Grove, Stockport SK7 5NY.

Star Fighter listing

From Page 15

```
10REM *** STAR FIGHTER *
**
20REM * By R.A.Waddilove
*
30REM
40PROCinitialise
50MODE 1
60PROCinstructions
70MODE 2:VDU 23,1,0;0;0;
0;
80REPEAT
90DX=TRUE:ZY=0:PX=44:HX=
0
100REPEAT
110PROCscreen:PROCa
120REPEAT:IFSX<226ANDRND(
10)=1PROCb
130PROCc:PROCd:IFINKEY(-7
4)PROCe
140UNTILPX<20RHX=10
150IF PX>1PROCnext ELSE P
ROCcrash
160UNTIL PX<2
170PROCend
180UNTIL INSTR("Nn",key$)
190MODE6:FX229,0
200PRINT""STAR FIGHTER w
as by""by R.A.Waddilove "
;:FX15,0
210FX4,0
220FX12,0
230END
240
250DEF PROCinitialise
260FX11,0
270FX4,1
280FX229,1
290KEY10,"OLD!MRUN!"
300DIMpX(44,1),name$(2),s
core$(2):name$(0)="R.A.Wadd
ilove ":score$(0)=500
0:name$(1)=name$(0):score$(
1)=3000:name$(2)=name$(0):s
core$(2)=1000
310JX=44:FORIX=98TO450STE
PB:pX(JX,0)=810+40*COS(RADI
X):pX(JX,1)=150+30*SIN(RADI
X):JX=JX-1:NEXT
320VDU 23,224,66,153,189,
255,255,189,153,66
330VDU 23,225,68,146,186,
254,254,186,146,68
340VDU 23,226,0,36,66,90,
126,90,66,36
350VDU 23,227,0,0,36,90,1
26,90,36,0
360VDU 23,228,0,0,36,60,6
```

```
0,36,0,0
370VDU 23,229,0,0,20,28,2
0,0,0,0
380VDU 23,230,0,0,0,16,16
,0,0,0
390VDU 23,231,0,0,0,0,16,
0,0,0
400VDU 23,232,0,0,24,24,2
4,0,0,0
410VDU 23,233,170,85,170,
85,170,85,170,85
420ENVELOPE1,1,-4,-2,-1,1
5,10,10,0,0,0,0,0
430ENVELOPE2,1,-8,-8,-8,1
00,1,1,0,0,0,0,0
440ENDPROC
450
460REM new ship
470DEF PROCa
480PROCc:VDU4:PRINTTAB(9,
20)*">":VDU5:XX=RND(500)+30
0:YY=RND(200)+700:MX=4:NX=-
4:SZ=231:GCOL3,8:MOVEXX,YX:
TIME=0:FORIX=1TO2000:IFTIME
>20PROCc:TIME=0
490NEXT:VDUSX:TIME=0:IFNO
TDXHX=0
500ENDPROC
510
520DEFPROCscreen
530PROCcolour_off:PROCsky
:PROCground:PROCwindow:PROC
sights:PROCinstruments:PROC
colour_on
540ENDPROC
550
560DEF PROCcolour_off
570FORIX=0TO14:VDU19,IX,0
;0;:NEXT:VDU19,15,9;0;
580ENDPROC
590
600DEF PROCcolour_on
610FORIX=8TO13:VDU19,IX,7
;0;:NEXT:IFDXVDU19,3,5;0;19
,6,6;0;19,14,6;0;19,4,4;0;1
9,5,3;0;ELSEVDU19,3,4;0;19,
6,1;0;19,14,1;0;19,4,0;0;19
,5,6;0;
620VDU 19,7,0;0;19,15,0;0
;
630ENDPROC
640
650DEF PROCground
660YX=604:CX=1:WX=2:REPEA
T:FORIX=1TOWXDIV2:YX=YX-4:6
COLO,CXMOD3:MOVE0,YX:DRAW12
80,YX:NEXT:WX=WX+1:CX=CX+1:
UNTILYX<200:VDU29,640;0;:6C
OLO,3:FORXX=-640TO640STEP16
```

```
:MOVEXX,600:DRAWB*XX,100:NE
XT:VDU26:6X=0
670ENDPROC
680
690DEF PROCinstruments
700GCOL0,6:MOVE0,270:DRAM
400,470:DRAWB80,470:DRAW128
0,270:MOVE200,0:DRAW400,100
:DRAWB80,100:DRAW1080,0:MOV
E400,100:DRAW400,470:MOVEB8
0,100:DRAWB80,470:MOVE0,245
:DRAW380,435:DRAW380,110:DR
AW160,0:MOVE1115,0:DRAW900,
110:DRAW900,435:DRAW1279,24
5
710FORIX=400TO450STEP8:MO
VE420,IX:PLOT17,460,0:NEXT:
FORIX=275TO325STEP8:MOVE420
,IX:PLOT17,460,0:NEXT:FORIX
=114TO200STEP8:MOVE420,IX:P
LOT17,316,0:NEXT
720VDU29,640;50;:MOVE20,0
:FORIX=0TO360STEP60:MOVE0,0
:PLOT85,30*COS(RADIX),30*SI
N(RADIX):NEXT:FORRX=400TO43
2STEP8:MOVERX,0:FORIX=380TO
160STEP-20:DRAWRX*COS(RADIX
),RX*SIN(RADIX):NEXT,
730MOVE0,0:MOVE-400,-50:P
LOT85,0,-20:MOVE0,0:MOVE400
,-50:PLOT85,0,-20:VDU26:6CO
LO,8:MOVE480,436:VDU5:PRINT
"RANGE":MOVE480,315:PRINT"S
CORE":MOVE416,160:PRINT"POW
ER":VDU4:COLOUR135:COLOUR5:
PRINTTAB(8,24):ZX:GCOL0,8:M
OVE810,150:DRAWpX(PX,0),pX(
PX,1)
740MOVEB60,150:FORIX=10TO
360STEP10:DRAWB10+50*COS(RA
```

```
DIX),150+40*SIN(RADIX):NEXT
750ENDPROC
760
770REM move ship
780DEF PROCd
790AX=XX+MX+16*(INKEY(-73
)-INKEY(-88)):IFAX>1350DRAX
<-100AX=XX
800BX=YY+NY+16*(INKEY(-65
)-INKEY(-2)):IFBX>1100DRBX<
500BX=YY
810MOVEXX,YX
820IFSX=224ORTIME<500VDUS
X:MOVEAX,BX:VDUSXELSEVDUSX:
MOVEAX,BX:VDUSX-1:SX=SX-1:T
IME=0
830XX=AX:YX=BX:IFRND(5)=1
MX=RND(33)-17:NX=RND(33)-17
840IFSX=224ENDPROC
850FORIX=0TO20*(SX-224):N
EXT:VDU4:PRINTTAB(9,20);5*(
SX-225);CHR$32:VDU5
860ENDPROC
870
880REM fire laser
890DEF PROCe
900PROCc:GCOL3,15:MOVE810
,150:DRAWpX(PX,0),pX(PX,1):
PX=PX-1:MOVE810,150:DRAWpX(
PX,0),pX(PX,1):GCOL3,8:SDUN
D1,1,100,7:MOVE388,504:DRAM
640,690:MOVEB72,504:DRAM640
,690:MOVE388,504:DRAM640,69
0:MOVEB72,504:DRAM640,690:I
FPPOINT(640,690)<>12ENDPROC
910PROCc:TIME=0:ZX=ZX+100
*(SX-223):VDU4:PRINTTAB(8,2
4):ZX:VDU5:HX=HX+1:AX=XX:BX
```



From Page 53

```
=YX:MX=XX:NX=YX:RX=B*RND(4)
:MOVEXX,YX:VDUSX:IFS<227SX
=232ELSEYX=230
920FORIX=1TO20:MOVEAX,BX:
VDUSX:MOVEMX,NX:VDUSX:MOVEX
X,YX:VDUSX:SOUND&10,-15,RND
(4)+3,10:FORJX=1TO10:IFTIME
>20PROCc:TIME=0
930NEXT:MOVEAX,BX:VDUSX:M
OVEMX,NX:VDUSX:MOVEXX,YX:VD
USX:AX=AX-2*RX:BX=BX-RX:MX=
MX+2*RX:NX=NX-RX:YX=YX+RX:N
EXT:IFHX<10PROCc
940ENDPROC
950
960REM move ground forward
970DEF PROCc
980GX=(GX+1)MOD3:IFGX=2VD
U19,2,0;0;19,1,2;0;
990IFGX=1VDU19,1,0;0;19,0
,2;0;
1000IFGX=0VDU19,0,0;0;19,2
,2;0;
1010ENDPROC
1020
1030DEF PROCwindow
1040GCOL0,7:MOVE0,300:MOVE
400,300:PLOT85,400,500:PLOT
85,880,300:PLOT85,880,500:P
LOT85,1280,300:MOVE1280,0:P
LOT85,0,300:PLOT85,0,0:MOVE
0,910:MOVE0,880:PLOT85,400,
500:PLOT85,364,480:MOVE1280
,910:MOVE1280,880:PLOT85,88
0,500:PLOT85,914,476
1050GCOL0,6:MOVE0,300:DRAW
364,480:DRAW0,880:MOVE0,916
:DRAW400,500:DRAW880,500:DR
AW1280,916:MOVE1280,878:DR
AW920,480:DRAW1280,300
1060ENDPROC
1070
1080DEF PROCsights
1090GCOL0,6:MOVE560,640:DR
AW540,640:DRAW540,660:MOVE5
60,740:DRAW540,740:DRAW540,
720:MOVE720,640:DRAW740,640
:DRAW740,660:MOVE720,740:DR
AW740,740:DRAW740,720
1100ENDPROC
1110
1120DEF PROCsky
1130VDU4:COLOUR 132:COLOUR
15:CLS:PRINT TAB(0,30)"Set
ting Up Screen *":PROCtune
:IFDXPRINT;1;GCOL0,5ELSEPR
```

```
INT;2;FORIX=1TO100:GCOL0,R
ND(6)-1:PLOT69,RND(1280),RN
D(400)+600:NEXT:GCOL0,4
1140VDU29,100;924;MOVE100
,0:FORIX=0TO360STEP10:MOVE0
,0:PLOT85,100*COS(RADIX),10
0*SIN(RADIX):NEXT:IF DX VDU
26:ENDPROC
1150GCOL0,4:PLOT69,640,690
:GCOL0,5:FORIX=270TO450STEP
2:XX=100*COS(RADIX):YX=100*
SIN(RADIX):NX=1:FORJX=-XXTO
XXSTEP8:NX=NX+1:IFRND(NX)<4
PLOT69,JX,YX
1160NEXT:VDU26
1170ENDPROC
1180
1190REM ship fires back
1200DEF PROCb
1210IFDXVDU19,4,8;0;ELSEVD
U19,4,5;0;
1220PROCc:SOUND1,2,250,5:6
COL3,15:MOVE810,150:DRAWpX(
PX,0),pX(PX,1):PX=PX-1:MOVE
810,150:DRAWpX(PX,0),pX(PX,
1):GCOL3,8:#FX19
1230#FX19
1240IFDXVDU19,4,4;0;ELSEVD
U19,4,0;0;
1250ENDPROC
1260
1270DEF PROCnext
1280PROCc:PROCtune:DX=FALS
E:HX=0:PX=43:VDU4,19,15,8;0
:COLOUR132:COLOUR15:PRINTT
AB(1,31)"Survived Screen #1
":FORIX=0TO2000:IFTIME>20P
ROCc:TIME=0
1290NEXT:PROCc:PROCtune:PR
INTTAB(1,31)"*** Stand By !
***":FORIX=0TO2000:IFTIME
>25PROCc:TIME=0
1300NEXT
1310ENDPROC
1320
1330DEF PROCtune
1340SOUND1,-15,60,3:SOUND1
,-15,80,3:SOUND1,-15,96,3:5
OUND1,-15,88,10:SOUND1,-15,
108,15
1350ENDPROC
1360
1370DEF PROCcrash
1380VDU4:FORIX=1TO50:SOUND
&10,-15,4,5:VDU30,11:COLOUR
RND(16):VDU31,RND(19),RND(2
9),233,233,8,8,10,233,233:#
FX19
1390VDU31,0,31,10:NEXT
```

```
1400SOUND&10,-15,5,40:SOUN
DO,-15,6,250
1410VDU4:FORIX=1TO50:VDU30
,11:COLOURRND(16):VDU31,RND
(19),RND(29),233,233,8,8,10
,233,233:#FX19
1420VDU31,0,31,10:NEXT
1430SOUND&10,0,0,0
1440FORIX=1TO2000:NEXT
1450ENDPROC
1460
1470DEF PROCend
1480GCOL0,7
1490MOVE0,0:MOVE1280,0:PLO
T85,640,512:PLOT85,1280,102
4:PLOT85,0,1024:MOVE0,0:PLO
T85,640,512
1500COLOUR128:VDU19,0,0;0;
:CLS
1510VDU22,1,19,1,6;0;:PROC
tune
1520COLOUR2:PRINT""*****
*::COLOUR3:PRINT" STAR FI
GHTER SCORES *::COLOUR2:P
RINT""*****
1530VDU28,0,30,39,8
1540IF ZX>scoreX(2) PROCchi
_score
1550CLS:COLOUR1
1560PRINT" 1. ";scoreX
(0);TAB(15);name$(0)""
2. ";scoreX(1);TAB(15);nam
e$(1)"" 3. ";scoreX(2)
;TAB(15);name$(2)""CHR$17
;CHR$2;STRING$(36,"*")
1570COLOUR3:PRINT""Do y
ou want to play again?":C
OLOUR1:PRINT"( Y or N )":
1580REPEAT key$=GET$
1590UNTIL INSTR("YyNn",key
$)
1600CLS:VDU22,2,23,1,0;0;0
;0;
1610ENDPROC
1620
1630DEF PROCchi_score
1640#FX21,0
1650CLS:COLOUR1:PRINT"Your
score is ranked ";
1660IF ZX>scoreX(0) PRINT
"first.":INPUT""What is yo
ur name...":name$(0):scoreX
(0)=ZX:ZX=0
1670IF ZX>scoreX(1) AND Z
X<scoreX(0) PRINT"second.":
INPUT""What is your name..
.":name$(1):scoreX(1)=ZX:ZX
=1
1680IF ZX>scoreX(2) AND Z
```

```
X<scoreX(1) PRINT"third.":I
NPUT""What is your name...
":name$(2):scoreX(2)=ZX:ZX=
2
1690IF LENname$(ZX)>20 nam
e$(ZX)=LEFT$(name$(ZX),20)
1700ENDPROC
1710
1720DEF PROCinstructions
1730COLOUR130:CLS:COLOUR12
9
1740VDU23,1,0;0;0;28,4,5
,35,1,12
1750PRINT""TAB(6)"STAR FIG
HTER PILOT"
1760VDU26,28,1,30,38,7,12
1770PRINT"" Bandits have
been raiding the planet""
M101/3 which must be prot
ected at"" all costs."
1780PRINT"" You are on y
our last mission , a one""
" way trip to fame and glor
y -"
1790PRINT"" Shoot down a
s many raiders as you"" c
an before your power runs o
ut."
1800PRINT"" Press space.
..":VDU7
1810REPEAT UNTIL GET=32
1820CLS
1830PRINT"" The further a
way the ship is when"" yo
u hit it, the more points y
ou get."" Your laser use
s up power- be careful""
not to miss, and if you get
too"" close, the enemy s
hips fire photon"
1840PRINT"" torpedoes whic
h drain your power."
1850PRINT"" Press space
...":VDU7
1860REPEAT UNTIL GET=32
1870CLS
1880PRINT"" Your controls
are :-"" UP = CAPS LK/F
UNC"" DOWN = CTRL"" LEF
T = "" RIGHT = "" FIR
E = RETURN"
1890PRINT"" Press space
...":VDU7
1900REPEAT UNTIL GET=32
1910ENDPROC
```

This listing is included in this month's cassette tape offer. See order form on Page 47.

TEST YOUR SPELLING

... with this entertaining and educational game by **STEVE LUCAS**

THIS program was written to help children with their spelling.

Very young children find difficulty relating the capital letters on the keyboard to their equivalent small letters so the only response required by them is hitting the space bar.

When the program is run you will be asked how many children are to use it. The program stores details of the performance of each child so that the teacher or parent can check their progress. You are given the option of turning off the sound effects.

Each child is presented with 10 questions chosen at random from the 60 data lines

in the program. These can be adapted for children of different ages by changing the vocabulary.

A dictionary definition of the word appears at the bottom of the screen and four alternative spellings of the word appear in turn. The pupil should hit the space bar when the correct alternative is displayed.

A wrong answer causes the computer to display what the correct response should have been, together with the alternative selected. A correct answer increments the score.

VARIABLES

X	Pupil number
SC(X)	Scores
AD	Random choice of start question
DX	Number of answer selected
AS(X,Y)	Holds the words
NS(X)	Pupil's name
XX,YY	Used for sound effects
AA\$	Holds keyboard response
B\$(X)	Holds definitions
A%(X)	Holds number of correct answer

PROCEDURES

PROCtitles	Gives instructions
PROCread_data	Reads data into arrays
PROCerror	Error handling
PROCcorrect	Correct response
PROCwrong	Wrong answer
PROCspacebar	Waits for space bar to be pressed
PROCyas	Prints results to printer (if available)
PROCno	Prints results to screen in paged mode

GET LOST IN AN EPIC ADVENTURE!

JOIN THE GROWING RANKS OF ADVENTURERS WHO REGARD OUR GAMES AS THE ULTIMATE ELECTRON ADVENTURES

"Having now tried all of the Epic adventures they must be the yardstick by which all future adventures for the Electron should be judged" - **Electron User**.

Sophisticated compression techniques allow us to pack approx. 230 locations and an average of 25 thousand characters of text into each game.

CASTLE FRANKENSTEIN: The Frankenstein Monster was thought to have been killed in a fire at the Castle 20 years ago, but a series of unsolved murders has taken place and the people fear that the Monster is on the loose again. Explore the graveyard and Castle ruins, with its secret passages, sulphur pits, etc., to find and destroy the Monster. - **£7.95**

"This, I feel, is the proper way to write an adventure".

"One of the best all-round adventures I have ever seen for the Electron" - **Electron User**.

THE QUEST FOR THE HOLY GRAIL: To become a knight of the round table you must find the Holy Grail and return with it to Camelot. Your search will take you through forest, swamp, castle, dungeons and rivers, and on the way you will meet many characters, some friendly some hostile. Can you outwit them all and solve the many puzzles to successfully complete your quest? - **£7.95**

"Yet another superb adventure from Epic".

"The puzzles are superb and I think praise is due to the program's writer" - **Electron User**.

THE KINGDOM OF KLEIN: The Wicked Witch has stolen the Magic Klein Bottle from its pedestal in the palace. She swore that she would put a hideous curse on anybody who was foolish enough to try to recover it. Your task is to defy the Witch's curse and solve the mystical properties of the 5 solids, in order to kill the Witch and return the Bottle to the Klein Kingdom. - **£7.95**

"Overall, a definite must for the experienced adventurer".

"An extremely good adventure and excellent value for money. Recommended" - **Electron User**.

THE WHEEL OF FORTUNE: Whilst walking along a lane you notice the Wheel of Fortune lying on the ground. On spinning it you find yourself in a strange and mysterious world, but the Wheel is gone. How can you return to civilisation without it? Perhaps the beggar knows something, or the policeman. These are just 2 of the intelligent characters that you will meet in your adventure. This game contains a unique multi-statement language interpreter, intelligent characters acting in real-time, and a number of other advanced features too numerous to mention here. - **£9.95**

"This is an exciting new adventure with some novel features".

"The definitive Electron adventure. Highly recommended" - **Electron User**.

Please make cheques payable to EPIC SOFTWARE and state clearly whether BBC or Electron versions are required. P&P FREE if ordering 2 or more games, otherwise add 50p.

EPIC SOFTWARE

Dept E, 10 Gladstone Street, Kibworth Beauchamp, Leicester LE8 0HL

All our programs are available for immediate despatch - Help service available - Dealer enquiries welcome

Spelling listing

From Page 55

```

10 REM SPELLING ...for t
he ACORN ELECTRON and BBC m
odel B (D.S. 1.2)
20 REM BY STEVE LUCAS
30 REM (C) ELECTRON USE
R
40 REM an educational pr
ogram
50 REM which can be adap
ted for pupils of all ages
60 *FX6,0
70 REM THE ABOVE LINE SE
TS THE PRINTER IGNORE CHARA
CTER..only relevant if prin
ter is attached.
80 REM When you have ful
ly debugged this program, C
HANGE this line to *FX229,1
to disable the Escape key.
...essential in a classroom!
90 ON ERROR MODE6: PROCe
rror
100 *KEY 10 OLD:M RUN:M
110 REM next line turns o
n sound
120 *FX210,0
130 MODE6
140 REM turn off cursor
150 VDU23,1,0;0;0;0;
160 REM increase the dime
nsions of the arrays in the
next line if you add more
Vocab !
170 DIMA$(61,4),AX(61),B$(
61),N$(50)
180 VDU19,0,3,0,0,0
190 VDU19,1,4,0,0,0
200 PROCtitles
210 PROCread_data :REM RE
AD DATA FOR QUESTIONS
220 CLS:INPUTTAB(2,10);"H
ow many children are there
":number
230 INPUT""Do you want
sound <Y>es or <N>o ",sound$
240 IF sound$="N" THEN *F
X210,1
250 DIM SC(number):REM AR
RAY HOLDS SCORES
260 MODE4:VDU19,0,1,0,0,0
,19,1,7,0,0,0:REM CHOOSE FO
REGROUND/BACKGROUND COLOURS
270 FOR X=1 TO number

```

```

280 SC(X)=0:REM SET SCORE
TO ZERO
290 REM choose random que
stion
300 AD=RND(50)
310 FOR XP=1 TO 10: REM s
et ten questions
320 REM now print the wor
ds in background colour
330 VDU23,1,0;0;0;0;
340 PRINTTAB(2,1)"press <
space bar> when the correct
"
350 PRINT" spelling of t
he word is shown."
360 PRINTTAB(2,30);B$(AD)
370 REM flush keyboard bu
ffer
380 *FX15,0
390 PP=1
400 REPEAT
410 VDU7: REM Use any sou
nd effect to suit
420 PRINTTAB(10,PP*5);A$(
AD,PP)
430 TIME=0
440 REPEAT UNTIL TIME >10
0 :REM adjust time delay to
suit
450 PRINTTAB(0,PP*5);STRI
N$(40," ")
460 PP=PP+1
470 IF PP>4 THEN PP=1
480 UNTIL INKEY$(0)=" "
490 LET DX=PP-1
500 IFDX=0 THEN DX=4: REM
DX = THE NUMBER OF THE ANS
WER SELECTED
510 IFAX(AD)=DX THEN PROC
correct ELSE PROCwrong: REM
CHOOSE PROCEDURE FOR RIGH
T/WRONG ANSWER
520 AD=AD+1: REM INCREMEN
T'S THE QUESTION SET
530 CLS: NEXT XP:REM SET
NEXT QUESTION
540 CLS:INPUTTAB(5,10);"W
hat is your name ",N$(X): R
EM N$(X) holds names of pup
ils. Make sure that the arr
ay is DIMensioned large eno
ugh
550 PRINT TAB(2,16);"You
scored :- ";SC(X);" out o
f 10 !"
560 IF X<number THEN PRI

```

```

NT TAB(1,20);"Now let the n
ext pupil have a go" ELSE P
RINT TAB(1,20);"please call
the teacher"
570 PRINT TAB(5,24);"Pres
s <space bar> when ready"
580 REPEAT UNTIL GET=32 :
REM wait for space bar
590 CLS
600 NEXT X: REM NEXT CHIL
D'S GO
610 REM routine to print
the results..needs a printe
r and interface
620 CLS: PRINT TAB(2,10);
"do you have a printer atta
ched ?": REPEAT AA$=GET$: U
NTIL AA$="Y" OR AA$="N"
630 IF AA$="Y" THEN PROCy
es ELSE PROCno
640 CLS
650 PRINT TAB(0,15);"Do y
ou want to play again? <Y>e
s/<N>o"
660 REPEAT
670 AA$=GET$
680 UNTIL AA$="Y" OR AA$=
"N"
690 IF AA$="Y" THEN RUN E
LSE MODE6: PRINTTAB(0,15);"
Thank you for playing. Good
bye.":END
700 END
710 DEFPROCtitles
720 PRINT TAB(10)"SPELLIN
G QUIZ"
730 PRINT TAB(8,2);"An ed
ucational game"
740 PRINT""This program
will keep the score for"
750 PRINT"groups of up to
50 children."
760 PRINT"You can get the
results printed out ""lat
er."
770 PRINT"You will be fir
st asked how many pupils th
ere are."
780 PRINT""Each pupil wil
l then be presented with t
en questions chosen at rand
om."
790 PRINT""The aim of the
program is to select the c
orrect spelling of some com
mon words."

```

```

800 PRINT"Press the <SPAC
E BAR> when you think th
e correct spelling is displ
ayed."
810 PRINT TAB(5,24);"PRES
S <SPACE BAR> TO CONTINUE";
820 REM WAIT FOR SPACE BA
R
830 REPEAT UNTIL GET=32
840 CLS:ENDPROC
850 DEFPROCread_data
860 RESTORE
870 FOR ZX=1 TO 60
880 FOR YX=1 TO 4
890 READ A$(ZX,YX)
900 NEXT YX
910 READ AX(ZX),B$(ZX)
920 NEXT ZX
930 ENDPROC
940 REM data for question
s contains 4 alternative an
swers, number or correct on
e and definition
950 DATA capital,kapital,
capitol,capertal,1,of chief
importance
960 DATA dissappointing,d
isappointing,disapointing,d
issapointing,2,not up to ex
pectation
970 DATA whipet,whippet,w
ippet,whippit,2,a type of d
og
980 DATA transperent,tran
sparent,transparant,transpe
rant,2,can be seen through
990 DATA necesity,necesity
y,necessety,necessity,4,som
ething which is needed
1000 DATA asasination,assa
ssination,assasination,asas
ination,2,murder
1010 DATA bronkitis,branch
itis,bronchituous,broncitis,
2,an illness
1020 DATA centenary,centen
ery,centanery,sentenary,1,h
undredth anniversary
1030 DATA sentrafugal,cent
rafugal,centrifugul,centrif
ugal,4,force of a spinning
object
1040 DATA conventional,con
ventional,conventionul,konv
ensional,1,the normal respo
nse

```


1050 DATA allocation,aloccat
tion,allocation,allocatiun,
3,to assign

1060 DATA compulsory,compu
lsary,compulsory,compulsor
y,1,something you have to d
o

1070 DATA controler,contro
llor,controller,controlor,3
,person in charge

1080 DATA calendar,calende
r,callendar,callender,1,tal
le of the year's dates

1090 DATA appreciate,aprec
iate,apreciete,appresiate,1
,set a high value on

1100 DATA style,styl,stia
l,stile,1,design

1110 DATA sterilise,steral
ise,steralize,sterilize,4,t
o get rid of microbes

1120 DATA syndicate,syndic
ate,syndecate,sindecate,2,g
roup of people

1130 DATA tempreture,tempe
rature,temperature,tempratu
re,2,degree of heat

1140 DATA hidrogen,hydrgen
,hydrogen,hydrogan,3,a chem
ical element

1150 DATA bugerigar,bugari
gar,budgerigar,budgeregar,3
,a type of bird

1160 DATA administer,admin
ster,adainester,adminestar,
1,look after affairs

1170 DATA pharmacy,pharmar
cy,pharmarcy,pharmacy,4,che
mists shop

1180 DATA possession,poses
ion,possession,posession,1,o
wn

1190 DATA retaleate,retali
ate,retalyate,retalate,2,ge
t your own back

1200 DATA stomach,stumuch,
stomache,stomake,1,part of
the body

1210 DATA rhithm,rithm,rhy
them,rhythm,4,part of music

1220 DATA sucessful,succes
ful,successful,sucesful,3,d
o it correctly

1230 DATA substansial,subs
tanshul,substantial,substan
tiel,3,not inconsiderable

1240 DATA spatious,spachio
us,spasious,spacious,4,plen
ty of room

1250 DATA oxigen,oxegen,ox
ejun,oxygen,4,a gas

1260 DATA orchid,orkid,orc
hyd,orcid,1,flowering plant

1270 DATA navigation,navig
ashion,navigatian,navigatiu
n,1,sail a ship on course

1280 DATA necesary,neccess
ary,necessary,neccesary,3,n
eeded

1290 DATA mecnical,mechan
ical,mecanicle,mecanicol,2,
works by machinery

1300 DATA imposibal,imposs
ible,imposible,impossable,2
,not allowed

1310 DATA idolise,idolize,
idlise,idlize,2,to love

1320 DATA halucination,hal
lucination,hallucination,ha
lucination,2,illusion

1330 DATA forcable,forcibl
e,forsable,forsible,2,done
using force

1340 DATA extraction,extra
cshion,extraktion,extracsio
n,1,take out

1350 DATA envelope,henvelo
pe,envylope,envalope,1,used
for sending letters

1360 DATA endles,handles,e
ndlless,endless,4,without e
nd

1370 DATA computer,computa
r,computer,computur,1,an e
lectronic machine

1380 DATA situation,sithua
tion,situasion,situachion,1
,position you are in

1390 DATA assembl,assembl
e,asemble,asembel,2,bring t
ogether

1400 DATA acumalate,accumu
late,acumalate,accumerlate,
2,heap up

1410 DATA content,contant,
contente,kontent,1,satisfie
d

1420 DATA expreshun,expres
ion,expression,hexpression,
3,wording or phrase

1430 DATA encountar,encoun

tur,encountter,encounter,4,
close contact

1440 DATA manual,manuel,ma
nuarl,manurl,1,done by hand

1450 DATA flasching,flashz
ing,flachsing,flashing,4,a
lamp turning on & off

1460 DATA ampliffier,ampli
fier,amaplyfier,amplifyer,2
,makes louder

1470 DATA whasteful,wastfu
ll,wastefull,wasteful,4,not
economical

1480 DATA figure,fighure,p
higure,phigre,1,shape

1490 DATA concider,conside
r,considure,concidur,2,cont
emplate

1500 DATA vibrasion,vibrat
ion,vibrasian,vabratian,2,m
ove continuously

1510 DATA altaring,alterin
g,alturing,haltering,2,chan
ging

1520 DATA probalie,probabl
ey,probably,probably,3,most
likely

1530 DATA complicated,comp
lhicated,complecated,compla
cated,1,involved

1540 DATA casette,cassette
,casete,cassete,2,type of t
ape

1550 DATA contol,kontroll,
controll,control,4,power of
directing and restraining

1560 DEFPROCcorrect :REM R
OUTINE FOR CORRECT RESPONSE

1570 CLS: PRINT TAB(10,10)
;"C O R R E C T !"

1580 REM choose sound effe
ct to suit

1590 FOR XX=1 TO 3: FOR YY
=1 TO 255 STEP3: SOUND 1,-1
5,YY,0: NEXT YY,XX

1600 LET SC(X)=SC(X)+1: RE
M INCREMENT THE SCORE OF TH
E Xth PUPIL !

1610 PROCspacebar

1620 ENDPROC

1630 DEF PROCwrong

1640 CLS: REM PROCEEDURE F
OR INCORRECT RESPONSE

1650 PRINT TAB(15,10);"W r
o n g !"

1660 PRINT TAB(0,15);"It w

as :~"

1670 PRINT TAB(20,15);A\$(A
D,AZ(AD)): REM CORRECT SPEL
LING

1680 PRINT""You guessed :
~",A\$(AD,DX)

1690 REM SOUND EFFECT FOR
WRONG ANSWER

1700 FOR XX=1 TO 3: FOR YY
=150 TO 50 STEP-1

1710 SOUND 1,-15,YY,0: NEX
T YY,XX

1720 PROCspacebar

1730 ENDPROC

1740 DEFPROCyes

1750 VDU2:REM TURN PRINTER
ON

1760 PRINT"Name","Score ou
t of ten"

1770 FOR X=1 TO number

1780 PRINT N\$(X),SC(X): NE
XT X

1790 VDU3:REM TURN PRINTE
R OFF AGAIN

1800 ENDPROC

1810 DEFPROCno

1820 VDU14: REM SELECT PAG
ED MODE

1830 CLS

1840 PRINT"Name","Score ou
t of ten"

1850 FOR X= 1 TO number

1860 PRINT N\$(X),SC(X)

1870 NEXT X

1880 PRINT TAB(5,24);"Pres
s <SPACE BAR> to continue"

1890 REPEAT UNTIL GET=32

1900 VDU14: REM PAGED MODE
OFF

1910 ENDPROC

1920 DEFPROCerror

1930 CLS:PRINT "";:REPORT:
PRINT " at line "ERL

1940 END

1950 ENDPROC

1960 DEFPROCspacebar

1970 *FX15,0

1980 PRINTTAB(4,31)"Press
<Space Bar> to continue";

1990 REPEAT UNTIL GET=32

2000 ENDPROC

*This listing is included in
this month's cassette
tape offer. See order
form on Page 47.*

Scroll it in code

Try this assembly language
scrolling routine by
DERRICK GARNER

CODE SCROLLER is a short assembly language routine which provides a wrap-around screen in Mode 4 or 5.

The routine as presented scrolls the whole of the screen off to the left and brings it back to the starting position from the right.

This in itself may not appear too useful. But if line 580 (CPX #&20) is altered to read CPX# (any hex number between &01 and &20) then one can scroll as many lines as required, starting from the top of the screen.

For example:

580 CPX#&08

will scroll just the top eight lines and leave the remainder of the screen intact.

However, before you start playing around with the program, save it in case a typing

error has been made. Machine code is lethal if it has been mistyped.

If you need to scroll a part of the screen other than the top, all you do is calculate the new address where the scrolling is to start and alter the program accordingly.

This start address depends on where you want the scroll to start and is given by the equation:

**Start Location=&5800+
(Y*&140)**

Here, Y is the first line to be scrolled, the lines being numbered 0 to 31 from top to bottom.

Once the start location has been found, the three addresses contained in lines 110 to 180 must be changed in line with this new location.

Suppose you just want to scroll the bottom eight lines of the screen. These lines are

What the Acorn Electron has been waiting for!

Latest version of Forth for the Electron (Not re-hashed Forth 79 Code)

Unique Stack Display Utility

16k Eprom type 27128



Available as a 'bare' ROM or a ROM Cartridge for the 'Plus I' interface

Multi-tasking operating system for Real Time use.

Here's another first from Skywave Software. A Forth Eprom for the Acorn Electron which can Multi-task. It's called Multi-Forth. It's the same Forth that has already revolutionised the BBC Micro and, since it follows hot on the heels of the ZX81-Forth ROM and Spectrum Forth-I/O Cartridge, you can probably guess that David Husband is the genius behind it.

Multi-Forth 83 is a 16k Eprom type 27128 which sits sideways in the ROM area along with any other ROMs in use. It then allows a number of Forth programs to run simultaneously and transparently of each other, placing each task in a queue, up to a maximum of twenty-eight!

Multi-Forth 83 is also compatible with the MOS and specially vectored to enable a system to be reconfigured. It contains a Standard 6502 Assembler, a Standard Screen Editor and a unique Stack Display Utility, too.

At a later date a Cartridge version for the Acorn 'Plus I' will be available, but for now Multi-Forth 83 is sold as a 'Bare' ROM which means an interface is needed for the Standard Acorn Electron.

This unique Eprom comes with an extensive Manual and, at £45+VAT it is superb value. Order it using the coupon, adding £2.30+p&p (£5 for Europe, £10 outside) or, for more information, simply tick that box instead. Either way, you'll be one step ahead of the competition.

Please send me Multi-Forth 83 for Acorn Electron. £45+VAT. Cheques to Skywave Software.

Name _____

Address _____

Post code _____

Please send me more information:

☐ Multi-Forth 83 (Electron)

☐ ZX81-Forth ROM

☐ Spectrum Forth-I/O Cartridge

Skywave SOFTWARE

SUBJECT TO AVAILABILITY. FOR I.O.S. ONWARDS.
Send to Skywave Software, 73 Curzon Road, Bournemouth,
BH1 4PW, Dorset, England. Tel: (0202) 302385

Skywave Software, 73 Curzon Road, Bournemouth, Dorset, BH1 4PW, England. Tel: (0202) 302385.

MULTI-FORTH 83 FOR THE ACORN ELECTRON

numbered from 24 to 31, so the formula for giving the start address is:

**Start Location=&5800+
(24*&140)**

which is &7600.

Now we've got the start address, we can make the necessary changes to lines 10 to 180.

First of all we put the start address into the accumulator by putting #&76 and then #&00 after the LDA of lines

110 and 120.

This gives:

110 LDA #&76:STA &71
120 LDA #&00:STA &70

Next, we have to give the Electron the address of the location eight bytes above the start address. To do this we just add eight to the start address.

In this case, our start address is &7600, so adding eight to it gives us &7608. As

before, we split the number in two and pass it to the Electron in lines 140 and 150:

140 LDA #&76:STA &73
150 LDA #&08:STA &72

Finally, we add &138 to the start location – which gives us &7738 – and pass this address to the Electron via lines 170 and 180:

170 LDA #&77:STA &75
180 LDA #&38:STA &74

Having changed all the

addresses so that the routine affects only the bottom eight rows of the screen, we now inform the Electron that we want all eight of these rows to scroll with:

580 CPX #08

Now all you have to do is run the program, press the space bar and there's your eight lines scrolling left. Try changing the figure after the CPX and see what happens.


Have fun.

1REM *****	240LDA(&70),Y	of screen have been moved	ross the screen and off to
**	250STA&80,Y	left 8 bytes	the left
2REM *	260INY	580CPX#&20	920CMP#&28
*	270CPY#&08	590BEQFINI	930\If it has go to end o
3REM * DERRICK GARNER	280BNE FIRST	600.CHANGE	f routine
*	290LDY#&00	610\Increase all addresse	940BEQ DONE
4REM *	300.LOOP1	s to start of next line if	950\If it hasn't go back
*	310\Move LINE 0 eight byt	all 32 lines have not been	to the begining and start a
5REM *****	es to left	moved left	gain
**	320LDA(&72),Y	620CLC	960JMP ADDRESS
6REM	330STA(&70),Y	630LDA&70	970.DONE
10*KEY1"MODE6:MIN LIST:M	340INY	640ADC#&40	980\Back to Basic
*	350\Check page boundary e	650STA&70	990RTS
20FORI=0TO2STEP2	.g.Y<>0	660LDA&71	1000J
30REM***PROGRAM LOCATION	360BNELOOP1	670ADC#&00	1010NEXT
*****	370\Increase contents of	680STA&71	1020REM***TEST PROGRAM***
40PX=&D00	Loc &71 and &73 if page bou	690CLC	*****
50REM**ALL NUMBERS ARE H	ndary crossed e.g.Y=0	700LDA&72	1030MODE5
EXADECEMAL**	380INC&71	710ADC#&40	1040VDU5
60IDPTI	390INC&73	720STA&72	1050VDU23,1,0;0;0;0;
70\Loop counter to check	400.LOOP2	730LDA&73	1060GC0L0,130
for sideways movement	410\Continue to move LINE	740ADC#&00	1070CL6
80LDA#&00:STA&76	0 left	750STA&73	1080GC0L0,1
90.ADDRESS	420LDA(&72),Y	760CLC	1090MOVE&640,1024
100\Addr of first screen	430STA(&70),Y	770LDA&74	1100PLOT85,1279,0
byte stored at zero page	440INY	780ADC#&40	1110GC0L0,0
110LDA#&58:STA&71	450\Check to see if last	790STA&74	1120MOVE300,150
120LDA#&00:STA&70	8 bytes of LINE 0 has been	800LDA&75	1130MOVE&640,724
130\Addr of eighth screen	moved left	810ADC#&01	1140PLOT85,979,150
byte stored at zero page	460CPY#&38	820STA&75	1150GC0L0,2
140LDA#&58:STA&73	470BNELOOP2	830\Reset loop counter	1160MOVE500,300
150LDA#&08:STA&72	480LDY#&00	840LDY#&00	1170PRINT"PRESS"
160\Addr of start of last	490.LAST	850\Go back to begining a	1180MOVE350,200
eight bytes of LINE 0 stor	500\Store contents of zer	nd start moving next line a	1190PRINT"SPACE BAR"
ed at zero page	o page in last 8 bytes of L	cross screen	1200REPEAT
170LDA#&59:STA&75	INE 0	860JMP FIRST	1210*FX15,1
180LDA#&38:STA&74	510LDA&80,Y	870.FINI	1220I\$=GET\$
190\Loop counters	520STA(&74),Y	880\Increase column Loop	1230IFI\$=" *CALL&D00
200LDX#&00	530INY	counter	1240UNTILFALSE
210LDY#&00	540CPY#&08	890INC&76	
220.FIRST	550BNELAST	900LDA&76	
230\Store contents of fir	560INX	910\Check if column 39 ha	
st 8 bytes in zero page	570\Check if all 32 lines	s been moved all the way ac	

This listing is included in this month's cassette tape offer. See order form on Page 47.

SUPERB HARD COVERS for your BBC Micro & Electron

- Engineered in top quality high impact ABS – very tough.
- Super textured finish in cream to tone with your Micro.
- Looks good in the home.
- Gives excellent protection.
- Ideal for schools and colleges.



BBC Cover: **£10.95** (+£1.55 p&p)
Electron Cover: **£8.95** (+£1 p&p)

Send cheque/PO to:

Grange Close
Sandbach
Ches. CW11 9ET
Tel: (09367) 3098

Tekform

FREE
with "Your Team"
a Bobby Charlton
Leather Match Ball
worth £6.99

A must for all soccer enthusiasts

Yes, absolutely free for a limited period, with every copy of the program "Your Team" a real leather Match Ball autographed by Bobby Charlton (R.R.P. £6.99). "Your Team" is a database program to record and analyse your favourite teams match results, scores, attendances, statistics etc. All recorded in your clubs colours. Football league, Scottish league or your own team school or club can be kept season after season.

Available for Spectrum, BBC, Electron, CBM 64 – £9.95 plus £1.00 P&P. Order today enclosing cheques/P.O. Access/Visa To:

Bec Sports, Dept EU, Bec House, Highlands Ave, Northampton.
Tel: 0604 499 246

ADVERTISERS INDEX

Acornsoft	24, 25
BEC Sports	60
DACC	26
P. Donn	60
Epic Software	55
First Byte	13
Golem	26
Holly Computers	14
Icon Software	17
Kay-Ees Software	30
Kosmos Software	45
M.P. Software	44
Micropower	Insert 41, 64
Minic Business Systems	60
Modular Resources	2
Mushroom Computers	4
National Micro Centres	36, 37
New Horizon	60
Penguin	26
Pica Software	42
Qualsoft	30
SO Software	60
Shiva	42
Skywave Software	49
Superior Software	63
Tekform	60
Tynesoft	42
Voltmace	45

NEW HORIZON COMPUTER CENTRES

**BBC
CBM 64
SPECTRUM**



**ELECTRON
VIC 20
DRAGON**

FOR
EDUCATIONAL
SOFTWARE
FAST MAIL ORDER SERVICE
FREE P&P FOR ORDERS £25 OR MORE
SEND FOOLSCAP S.A.E. FOR CATALOGUE
**To: New Horizon Computer Centres
1 Goodall Street Walsall WS1 1QU**

ELECTRON 'IMAGE'

THE ULTIMATE TAPE BACK-UP COPIER

This back-up copier simply must be the best around, coping with:

- ★ Locked programs
- ★ Programs of any length
- ★ 300 and 1200 Baud
- ★ Standard files
- ★ 7's (Ctrl codes) in file name
- ★ Multiple copies
- ★ False addresses
- ★ Continuous streams of Binary data
- ★ Can lock and unlock programs

'IMAGE' is written in 100% machine code, and is offered to you at an **absolutely amazing £4.80**

To receive your copy super-fast, send cheque or P.O. to:

**PETER DONN, DEPT (EU), 33 LITTLE GAYNES LANE,
UPMINSTER, ESSEX RM14 2JR**

'IMAGE' is also available on the BBC Micro

LATEST SOFTWARE AT DISCOUNT PRICES SELL BACK OPTION WITH 50% REFUND OF PURCHASE PRICE WITHIN ONE MONTH

Selection of slightly used software always available at even greater savings.

All programs are guaranteed originals.

Write or phone for our stock lists: Which includes details of a special offer and a further discount on your order.

S.O. SOFTWARE
13 Edge Avenue, Grimsby, South Humberside
DN33 2DD.
Telephone: (0472) 751444. 24 hour Answer Service

CONTRACT BRIDGE

N.B. NOT A FEEBLE ATTEMPT TO PLAY RANDOM HANDS!

BRIDGE-MENTOR is an ideal bridge partner for the Electron.

- Perfect your cardplay
- Improve your bidding
- Archive interesting hands
- Create/Analyse random deals

With high resolution colour graphics and sound of the Acorn Micro, **BRIDGE-MENTOR** guides you through pre-analysed hands. A host of features (including the spectacular **AUTOPLAY** option) and grand slam quiz.

- Ideal for individual **PRACTICE, ANALYSIS** and **ARCHIVING**
 - Superb teaching aid for **CLUBS** and **PROFESSIONALS**
- FOR BBC "B" and ELECTRON **£9.50** inc. post, packing, etc

Cheques to: **MINIC BUSINESS SERVICES**
12 Woburn Close, Bushey, Herts. WD2 3XA.

Micro Messages

RECENTLY I have bought a Plus One interface for my Electron. When I type *HELP I get the message:

**Expansion 1.00
ADC/Printer/RS423
OS 1.00**

I was rather confused at this message as my Plus One does not have an RS423 interface.

Does this mean that Acorn will be updating the Plus One later? If so, will I be getting an upgrade? — **Mark Stanley, Weymouth, Dorset.**

PS. Keep up the good work on a terrific magazine that I get every month.

● The Plus One is a very interesting beast, not least because it purports to be something that it is not. Certainly Acorn have an RS423 up and running for the Plus One.

The rumour is that the guy who wrote the software was told that there would be an RS423 and allowed for it, while the guy who did the hardware was told that it wasn't going to be included.

The result, so the story goes, is the misguided message.

Rumour also has it that the RS423 interface, which will slot into one of the Plus One's cartridge sockets, will be available before Christmas.

Missing commas

I THINK you may have made a mistake in the First Byte joystick program that you printed in September's Micro Messages. Surely you've left out a couple of inverted commas in lines 25 and 26? I think they should read:

```
25 OSCLI("FX24B,"+STR$(S  
U MOD 256)+",0")  
26 OSCLI("FX249,"+STR$(S  
U DIV 256)+",0")
```

This should now work. — **Kevin Wards, Glamorgan.**

● Quite right Kevin, we hang

Rumours surround the 'interesting beast'

our heads in shame. Happily we think most people will have figured it out.

Short, but effective

I WROTE this short program in my lessons last week and I find it quite effective:

```
10 REM CIRCLES  
20 REM NEIL HAYWARD  
30 MODE 2  
40 VDU 23,1,0;0;0;0;  
50 REPEAT  
60 MOVE 900,500  
70 FOR t=10 TO 360 STEP  
10  
80 x=400*COS(RAD(t))  
90 y=400*SIN(RAD(t))  
100 MOVE 900,500  
110 PLOT 85,x+500,y+500  
120 NEXT  
130 GCOL 0,RND(16)  
140 *FX9,2  
150 *FX10,2  
160 UNTIL FALSE
```

— **Neil Hayward (14), Windsor, Berks.**

● You're quite right Neil, it's very effective indeed, especially considering that it's all done in Basic.

BBC has the edge on speed

COULD you explain why programs I have typed from your sister publication, BBC Micro User, run significantly slower on my Electron than on the BBC itself.

I noted a similarly dramatic increase in speed when I ran Electron Golf (Electron User July 1984) on the BBC.

The differences are most

notable in the production of sound and animation. Is my machine faulty? — **I. Reid, Market Harborough, Leics.**

● The answer is that, owing to some cost-cutting arrangements of the Electron's memory chips, it takes twice as many goes to get information from its memory as the BBC Micro.

This means that in programs and modes that access a lot of memory the BBC has the edge.

You'll find that in some modes, such as Mode 6, this makes little appreciable difference, whereas in Mode 2 all the extra colours slow things down noticeably.

When programs go from the Electron to the BBC, the reverse applies. If you really want to see a fast game, try September's Haunted House on a BBC Micro.

Software for four year olds

COULD you help me with a query regarding the Electron which I recently bought for my four year old son.

I now find that I am having great difficulty buying software suitable for his age range.

My local W.H. Smith gave me an Acornsoft booklet

listing games etc, but these do not cover pre-reading skills, number, counting, shape, size etc.

I now wonder whether I should have bought the Sinclair Spectrum as the range of software for the pre-school child is excellent.

I do hope you can help me. — **Mrs D.A. Davidson, Liverpool.**

● Actually Mrs Davidson, there's a great deal of educational software available for the Electron, as you'll see from the adverts and reviews in Electron User.

The problem is that after all the fanfare of last Christmas a lot of dealers stocked up with software. When the Electron supplies failed dismally to meet demand they were left with a lot of unsold stock and are now wary of buying more.

Happily the situation is changing rapidly and the advent of Christmas should help.

And if you can't wait, try a mail order dealer.

Filling in Mike Cook!

I WAS very interested in Mike Cook's Quick on the Draw program and like some of your

WHAT would you like to see in future issues of Electron User?

What tips have you picked up that could help other readers?

Now's here is your opportunity to share your experiences.

Remember that these are the pages that you write yourselves. So

tear yourself away from your Electron keyboard and drop us a line.

The address is:

Micro Messages
Electron User
Europa House
68 Chester Road
Hazel Grove
Stockport
SK7 5NY.

Micro Messages

From Page 61

other correspondents, wanted a filling procedure.

After hours of trying to understand the program and using bits and pieces out of it I came up with the following listing which will fit in with the line numbers as they are in *Electron User*:

```
335IF A$="F" THEN PROC_FILL
LL
2252PRINT "F - To FILL a shape previously drawn"
2254PRINT "  move the dot inside the shape,"
2256PRINT "  then press RETURN."
2310DEF PROC_FILL
2320PRINT "FILL";
2330PROC_BAND1
2340GCOL0,0
2350PLOT69,XX,YY
2360GCOL3,CX
2370PROC_FILL1(4)
2380YCX=YCX-2
2390MOVEXCX,YCX
2400PROC_FILL1(-4)
2410ENDPROC
2420DEF PROC_FILL1(NX)
2430XCX=XX:YCX=YY
2440REPEAT
2450PLOT77,XCX,YCX
2460YCX=YCX+NX
2470SX=POINT(XCX,YCX)
2480UNTILSX=CX OR YCX>1000 OR YCX<0
2490ENDPROC
```

Having a four year old son I also found that if line 1920 was replaced by the following four lines, it made life much easier:

```
1920 IF XX>1279 THEN XX=1279:SOUND 1,-15,54,10
1922 IF XX<0 THEN XX=0:SOUND 1,-15,54,10
1924 IF YY>1000 THEN YY=1000:SOUND 1,-15,62,10
1926 IF YY<0 THEN YY=0:SOUND 1,-15,48,10
```

— John Richardson, Chester-le-Street, Co. Durham.

● Many thanks John, it's always interesting to hear from people who've improved our programs.

Electron on the air

AFTER reading about an incident reported in the July edition of *Electron User* by T. Skinner I felt I had to write to tell what I do on the subject.

He said that he picked up his *Electron's* sound coming through on his radio.

I also discovered this. I tuned in my radio in, turned up the volume and got great sound effects on my games.

The best frequency was about 94.5 VHF. — G. Tatton, St. Annes on Sea.

● We can't get it to work here but from the number of letters we've got, it's no rare occurrence. Let's bring this correspondence to a close.

Instant BBC

DO you want to know how to turn your *Electron* into a BBC Micro? Type in the following and press Break.

```
10 *KEY10*ILIJ BBC COMPU
TER: I@CBASIC! I@E>IJU!
IAIE"
```

Stephen Manser, Tonbridge, Kent.

● Many thanks for the tip Stephen. Any ideas of how to use software to get an RS423 and a User Port as well?

Gorilla scoreboard

AFTER seeing the record for *Killer Gorilla* was 116,800 I was doubtful that a score like that was possible but after receiving a copy of 'Killa' the Upgrade from Bit Twiddlers I began to believe it.

Although my highest score without it is only 52,200 I have been very successful with my scores.

My two highest scores are 333,600 and 347,000! I hope you believe these scores because they are not made up.

I would highly recommend

it to anyone as it has at least doubled my liking of *Killer Gorilla*. — Chris Jones (age 12), Cheadle Hulme, Cheshire.

● It's amazing the number of letters we've had about high scores on *Killer Gorilla*. Certainly it seems to have captured the games player's imagination. Yours is by far the highest score so far. Incidentally, how are you all doing at *Micro Olympics*?

Mayday mishap

SOS. Surely there's something wrong with the *Mayday* program on Page 48 of the October issue of *Electron User*? I reckon lines 340 and 350 are missing but can't

work out what they should be. Am I right? — Tom Sharp, Cleethorpes.

● Curses! You are right. The program was fine when the page was laid out, the trouble is a bit of the listing dropped off.

Our apologies to all those frustrated embryo radio hams, we promise to use stickier glue in future. Here are the missing lines:

```
340 ENDPROC
350 DATA A,25,B,5222,C,52
52,D,522,E,2,F,2252,G,552,H
,2222,I,22,J,2555,K,525,L,2
522,M,55,N,52,O,555,P,2552,
Q,5525,R,252,S,222,T,5,U,22
5,V,2225,W,255,X,5225,Y,525
5,Z,5522," ",1
```

Just type these in, ignoring the unnumbered data, and the program will work. Honest!

AND A CYLON BASE STAR FROM BOOTS!

I THOUGHT you might be interested in the following program — it uses nested loops to draw a 3D diamond.

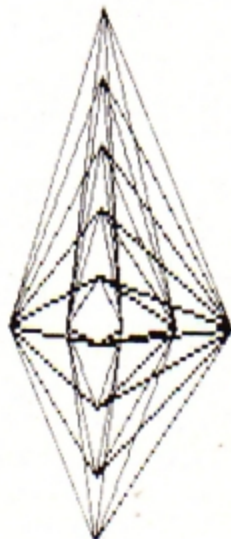
Afficionados of *Battlestar Galactica* may also note the similarity to a Cylon Base Star!

Furthermore, by altering the range of numbers assigned to A and B, and by altering the size of the step, lots of

different effects can be achieved. — Les Wilson, Leighton Buzzard, Beds.

● Nice one Les, especially when I learn that you won't have an *Electron* until November and wrote it on one at your local Boots.

```
10 REM DIAMONDS
20 REM LES WILSON
30 MODE 5
40 VDU 23,1,0;0;0;0;
50 FOR A=200 TO 800 STEP
125
60 FOR B=200 TO 1272 STE
P 125
70 GCOL 0,RND(3)
80 MOVE 600,A
90 DRAW B,500
100 NEXT B
110 NEXT A
120 REPEAT UNTIL FALSE
```



SPECIAL OFFER!
Deduct £1 per cassette when ordering 2 or more.

TOP QUALITY SOFTWARE FOR THE ACORN ELECTRON

ACORN ELECTRON



PERCY PENGUIN £7.95
The best version available for the Electron micro. Percy is trapped in an ice maze which is populated by the deadly Snobees. His only hope of survival is to squash them by hurling ice cubes at them. Unfortunately, whenever it seems that he has won, a deadlier breed appears. Hi-score, rankings, excellent graphics and sound.
NEW RELEASE



MR. WIZ £7.95
From the author of Percy Penguin, Mr. Wiz is a fast-action multi-scene game. Guide Mr. Wiz around the garden to eat the cherries whilst avoiding the evil gremlins. The gremlins can be killed by dropping apples on them or by throwing the crystal ball. Extra points can be gained by eating the magic mushroom, but beware...this is the home of the gremlins and makes them permanently furious! Sound effects and tunes, hi-score, rankings. Superb arcade-style action.
NEW RELEASE



CHES £7.95
A highly versatile implementation of Chess. Play black or white against the computer or a human opponent. The skill level of the computer's play can be varied widely, and moves are entered either by co-ordinates, cursor control, or joystick control. Moves can be taken back if an error has been made, and the board can be modified at any time. Games can be "saved" or "loaded", and the last game can be replayed. The computer will, if requested, suggest your moves.
NEW RELEASE



CENTIBUG £7.95
The centibug descends from the top of the screen weaving intimidably between the mushrooms. Your objective is to shoot all the segments of the centibug before it reaches the bottom of the screen.
Features include: spiders, snails, flies, 6 skill levels, hi-score, rankings, and increasing difficulty.



ALIEN DROPOUT £7.95
A novel and unusual program. Arcade-action with this exciting multi-stage shooting game. The objective of the game is to shoot the aliens out of their "boxes" before the "boxes" fill up. Once full, the aliens fly down relentlessly, exploding as they hit the ground. The game features include: 6 skill levels, rankings, hi-score, increasing difficulty.



STRANDED £7.95
An adventure game using hi-resolution full-colour graphics. You are stranded on a strange planet, and your mission is to return to civilisation and home. Many of the locations are shown graphically, including the spaceship, the cliffs, the mountains, and (if you succeed) your home. You must carefully explore your environment searching for hidden clues to help you in your quest.
NEW RELEASE



WORLD GEOGRAPHY £7.95
This program covers 166 countries which are divided into 8 categories of difficulty. Each country is pinpointed on an accurate hi-resolution screen map of the world, and the user is asked the capital and/or population. At the end of the test, the percentage of correct answers is given, so that the student can monitor his geographical knowledge.

ALSO AVAILABLE:

INVADERS	£7.95	DISASSEMBLER	£7.95
FRUIT MACHINE	£7.95	DRAUGHTS	£6.95
CONSTELLATION	£7.95	REVERSI	£6.95

DEALERS - Our software is now available at all good dealers including: selected branches of W. H. Smith and Boots; all major computer dealers - Microstyle, Electronequip, 3D Computers, Computarama, GTM Computers, etc.; and our software is also available through all the major distributors, and directly from us.

WE PAY UP TO 20% ROYALTIES FOR HIGH QUALITY BBC MICRO AND ELECTRON PROGRAMS.



SUPERIOR SOFTWARE LTD.
Dept. EU8, Regent House,
Skinner Lane, Leeds 7
Tel: 0532 459453

OUR GUARANTEE

- (1) All our software is available before we advertise.
- (2) All our software is despatched within 48 hours by first-class post.
- (3) In the unlikely event that any of our software fails to load, return your cassette to us and we will immediately send a replacement.

