

The New Commodore Plus/4: A Hands-On Preview

COMPUTE!

\$2.95
October
1984
Issue 53
Vol. 6, No. 10
\$3.75 Canada
02193
ISSN 0194-347X

The Leading Magazine Of Home, Educational, And Recreational Computing

**The Parser's Tale:
How Adventure Games
Work**

Two Captivating Games:


**Canyon Runner For
Apple, Commodore 64,
VIC-20, And Atari**

**The Number Game
For IBM PC And PCjr,
Atari, Apple, TI-99/4A,
VIC-20, Commodore 64, And
Radio Shack Color Computer**

**Simple Apple
Screen Dump**


**Commodore Unicopy:
Back Up Single-Drive
Disks Efficiently**

**Multiscreen Atari
Animation: A Flexible
Graphics Editor**



BLAIR

TEST DRIVE AN ELEPHANT.™



Elephant Floppy Disks are the perfect vehicle for storing and protecting data. Because Elephant never forgets. You'll get high performance that's 100% guaranteed for a lifetime of heavy use. So take them for a test drive. They're available now at your local computer showroom. And there's no waiting for delivery. For the Elephant dealer nearest you, call 1-800-343-8413. In Massachusetts, call collect (617) 769-8150.



Dennison

ELEPHANT™ NEVER FORGETS.

Catch

Trivia Fever™

**"The Hottest
New Game In Town"**



Trivia Fever is absolutely unique — it's the only software entertainment package that can be enjoyed **with** or **without** a home computer! When played on your home computer, Trivia Fever is a refreshing alternative to all those shoot'em up games. An elected "Master of the Game" uses the computer to randomly select subject categories, handicap players, generate questions and answers, keep score automatically, and more! Instructive by its very nature, Trivia Fever can be enjoyed by up to 8 individuals or teams. And when played without a computer, Trivia Fever has all the best features of the "popular" trivia games plus more — all without the cumbersome board, cards, and little game pieces. You can play in a car, on vacation, anytime, anywhere! And Trivia Fever is by far the best Trivia game available anywhere. Here's why:

Trivia Fever offers thousands of challenging questions in 7 interesting categories, so there's something for everyone. Each category has questions with 3 levels of difficulty, which score comparable points. What's more, Trivia Fever allows players to HANDICAP all those so-called "trivia experts" three different ways, giving everyone a chance to win. And players can easily control the length of play from quick thirty minute games to multi-hour party marathons!



Trivia Fever is unique, entertaining, educational, and most of all FUN. And at \$39.95, Trivia Fever is destined to quickly become the best selling software entertainment package of all time. There's even a \$5 rebate available to any non-computer users who return the computer diskette.

Trivia Fever can be enjoyed on the Commodore 64, IBM PC & PCjr and compatibles, Apple II series, and others. So don't delay. Catch Trivia Fever at your favorite software retailer today!

For additional information call 617-444-5224, or write to:

PSI P.O. Box 533
Needham, MA 02194
Trivia Fever is a trademark of Professional Software, Inc.

At \$39.95, Trivia Fever comes complete with Question and Answer Book, Category Selector, and Tally Sheets to be used when played without a computer.

Take our education home. And be a



America's schools need your help!


The publishers of America's number one educational program make you this unusual offer: Take any of our educational programs home and be a hero once, because kids love the fun we bring to learning. As a bonus we'll send the program of your choice to your school, free**, including a gift card in your name. You'll help meet the acute need for superior software in our schools. You'll be a hero twice!

The Scarborough System has a complete range of programs to stimulate, challenge and help you or your children be more productive—including Your Personal Net Worth, that makes handling home finances fast and easy, Make Millions, an adult business simulation game, and PictureWriter,* a program that makes drawing on the computer fun. At your dealer's now.


The Scarborough

©Scarborough Systems, Inc., 25 N. Broadway, Tarrytown, New York 10591

ional software hero twice!



MasterType™ Sharpen typing skills and increase computer facility. MasterType is the nation's best-selling educational program. It's an entertaining game that teaches typing as it increases the keyboard skills needed to be at home with a computer. And there's a bonus on top of this bonus: when we send a copy to your local school, at your request, your child will become even more proficient with a computer.



Run for the Money™ Learn to pursue profits in the real world by escaping from an alien planet. Here's an excitingly different, action-packed game of business strategy for two players. Your children will have fun as they learn a lot about business.



Phi Beta Filer™ New for children and adults. Organizes lists of addresses, dates, insurance and medical records, hobbies and collections—even school work—structures quizzes on any subject, quickly and easily. (Not available for Atari.)



Songwriter™ Kids and adults will love making music at the computer. Just press a key to listen, press a key to record, and you've started your own composition. It's a fun way to learn about music. And Songwriter can be played through your stereo or computer.



* National Education Association
Teacher Certified Software.



PatternMaker™ An amazing software program. It's geometry. It's art. It's great fun. Kids can build dazzling patterns and learn a lot. PatternMaker builds a foundation that can be applied to many professions and crafts. It challenges creativity and effectively teaches symmetry, color and design, and it's just as much fun for grown-ups, too.

Our programs are available for: IBM-PC/
PCjr, Apple II family, Commodore 64, Atari.

**System.
System.** You'll grow with us.

Yes! I want to software a school!

**Enclosed is the completed warranty card and sales receipt for the purchase of a Scarborough product. I am enclosing my check for \$3.50 to cover handling, shipping and postage required to send a free copy of a Scarborough program to the school listed below. A gift card with my name will be enclosed.



Your Name (for gift card) _____

Name of Principal _____

Name of School _____

Address (school address only) _____

City _____ State _____ Zip _____

Software will be sent only to verifiable school addresses.

Offer Expires Dec. 15, 1985

Check computer used in school:

Comm. 64 Atari Apple II family IBM

Check product to be sent to school:

MasterType Songwriter Phi Beta Filer

PatternMaker PictureWriter+ Run for the Money

+ Apple only.

Make check payable and mail to:

Scarborough Systems, 25 N. Broadway, Tarrytown, N.Y. 10591

C-10-84

Compumate 2100 from SWINTEC



IT'LL INTERFACE WITH YOUR COMPUTER AND YOUR BUDGET

SWINTEC'S Compumate 2100 letter-quality copy printer has built-in parallel *and* serial interfaces that make it compatible with your computer . . . no matter whose computer you use. What's more, its very modest price tag of \$649 is no more than you'd pay for an inexpensive dot matrix printer.

It adds instant letter-quality word processing to your computer capabilities. It handles correspondence . . . prints out charts and financial projections . . . in fact, gives you a sharp, clear hard copy of anything in the computer.

Microprocessor-controlled Compumate has a logic-seeking algorithm that skips over white space to print up to 20 characters a second. The 100-character daisy wheel print element is available in any one of the 10 most wanted type faces. More features: 10, 12 and 15 pitch selections and a 256-character buffer, plus LED

displays tell you when your Compumate is at the ready. The Compumate 2100 requires no special training to operate. It has its own simple self-testing procedures and is backed by the renowned SWINTEC network of dealer service professionals.

Why pay more for a printer and get much less? Join the switch to SWINTEC. At your dealer's now, or return the coupon.

Dealers, too, are invited to contact us about carrying the Compumate and the full SWINTEC line of quality office equipment including electronic typewriters and calculators.

- Send me more information about the Compumate 2100.
- Have a dealer contact me for a demonstration.
- Contact me about becoming a SWINTEC dealer.

NAME _____

COMPANY/DEALERSHIP _____

ADDRESS _____

CITY _____ STATE _____ ZIP _____

TELEPHONE _____

swintecTM
CORPORATION

23 Poplar Street
East Rutherford, New Jersey
201/935-0115 Outside New Jersey,
call toll-free 800/225-0867

4-3 C-10-84

FEATURES

- 26 A Parser's Tale: How Adventure Games Work Charles Brannon
 32 Is A Picture Worth A Thousand Words? Selby Bateman
 46 Commodore Prepares To Roll Out The Plus/4 Selby Bateman and Tom R. Halfhill
 50 IBM's New & Improved PCjr Tom R. Halfhill

EDUCATION AND RECREATION

- 59 Canyon Runner Vic Neale
 78 Horse Racing Robert Onufer
 90 The Number Game Lou Tylee

REVIEWS

- 100 *Dragonriders Of Pern* For Commodore 64 And Atari Shay Addams
 102 *Magic Voice* Speech For The 64 Charles Brannon
 106 Atari Touch Tablet And Light Pen Tom R. Halfhill

COLUMNS AND DEPARTMENTS

- 6 The Editor's Notes Robert Lock
 10 Readers' Feedback The Editors and Readers of COMPUTE!
 110 Questions Beginners Ask Tom R. Halfhill
 114 The Beginner's Page: Logical Dreams Robert Alonso
 142 INSIGHT: Atari Bill Wilkinson
 145 Machine Language: Same Game, Different Players Jim Butterfield
 147 Programming the TI: Algebra Tutorial, Part 1 C. Regena
 154 Computers And Society:
 That's Not A Game, That's A Microworld David D. Thornburg
 164 On The Road With Fred D'Ignazio: How Computers Made Me Smarter
 After Only Thirteen Years Of Daily Use Fred D'Ignazio
 172 64 Explorer Larry Isaacs

THE JOURNAL

- 134 All About The Status Register, Part 1 Louis F. Sander
 136 Unicity: Single Disk Copying For The Commodore 64 Jim Butterfield
 149 Multiscreen Atari Animation Dennis K. Titchenell
 157 Commodore Disk Pattern Matching, Part 2 Jim Butterfield
 159 TI Disassembler James Dunn
 162 Atari Speed-Reading Clark Morrow
 167 Apple Disk Checker Bruce Wiseman
 169 Apple Screen Dump Donald W. Watson
 177 Commodore 64 Music: Happy Birthday Jim Butterfield

- 178 **CAPUTE!** Modifications Or Corrections To Previous Articles
 179 **COMPUTE!**'s Guide To Typing In Programs
 184 **MLX** Machine Language Entry Program For Commodore 64
 and Atari
 188 News & Products
 191 Product Mart
 192 Advertisers Index

NOTE: See page 179
 before typing in
 programs.

GUIDE TO ARTICLES AND PROGRAMS

•
 •
 •
 PCjr

V/64/AT/AP
 TI/V/64/AP/PC/PCjr
 TI/V/64/AT/AP/PC/PCjr/C

64/AT
 64
 AT

•
 •
 •
 •

AT
 •
 TI

•
 •
 •
 64

P/V/64/AP/AT
 64
 AT
 •
 TI
 AT
 AP
 AP
 64

AP Apple AT Atari, P PET/
 CBM, V VIC-20, C Radio
 Shack Color Computer, 64
 Commodore 64, TS Timex/
 Sinclair, TI Texas Instru-
 ments, PCjr IBM PCjr, PC
 IBM PC, AD Coleco Adam,
 *All or several of the above.

TOLL FREE Subscription Order Line
 800-334-0868 (In NC 919-275-9809)

COMPUTE! Publications, Inc. 
 One of the ABC Publishing Companies

One of the ABC Publishing Companies:
 ABC Publishing, President, Robert G. Burton
 1330 Avenue of the Americas, New York, New York 10019

COMPUTE! The Journal for Progressive Computing (USPS: 537250) is published monthly by COMPUTE! Publications, Inc., P.O. Box 5406, Greensboro, NC 27403 USA. Phone: (919) 275-9809. Editorial Offices are located at 324 West Wendover Avenue, Greensboro, NC 27408. Domestic Subscriptions: 12 issues, \$24. Send subscription orders or change of address (P.O. form 3579) to **COMPUTE!** Magazine, P.O. Box 914, Farmingdale, NY 11737. Second class postage paid at Greensboro, NC 27403 and additional mailing offices. Entire contents copyright © 1984 by COMPUTE! Publications, Inc. All rights reserved, ISSN 0194-357X.

EDITOR'S NOTES

The Editor's Notes this month are written by Tom R. Halfhill, new editor of COMPUTE!.

Robert Lock
Editor In Chief,
COMPUTE! Publications

A New Beginning

Nearly two and a half years ago, Robert Lock hired me as features editor of COMPUTE!. At that time the editorial staff consisted of four full-time people. We occupied a few offices in an old building near downtown Greensboro, and the circulation of COMPUTE! was about 75,000.

Today COMPUTE! Publications has an editorial staff of more than 50 full-time people. Together with about 70 employees of other departments, we occupy an entire floor in a new office building, with warehouse and shipping facilities across town. COMPUTE! is approaching 400,000 circulation. Our second magazine, COMPUTE!'s GAZETTE, has gained more than 300,000 readers in just over a year of existence, and our Book Division consistently places titles on computer-book bestseller lists. In mid-1983, COMPUTE! Publications became a part of ABC Publishing, a subsidiary of the American Broadcasting Company.

Obviously, we have gone through a great many changes in the past two and a half years. Hundreds of other companies in the computer industry have experienced the same kind of phenomenal growth, of course. But now that the industry is maturing, the spectacular growth of those first few years is leveling off and is becoming more like the steady, sustainable growth common to other industries. Some companies which became accustomed to annual growth rates of 50 percent, 100 percent, or even more are suddenly finding themselves in trouble because they assumed the roller coaster would keep speeding forever. That's partly why some of

those companies are cutting back, laying off, and even going out of business. In an industry where the market changes almost monthly, you have to be quick on your feet to survive.

At COMPUTE!, so far we've managed to keep pace with the changes. There have been plenty of growing pains which have demanded much from our staff, but we've always remained flexible and succeeded in pulling together.

My own path shows how fast things change around here. After less than a year as features editor, I was appointed founding editor of our second magazine, COMPUTE!'s GAZETTE. The first few months were a struggle, but with lots of hard work, together we built the GAZETTE into the most successful new magazine in the industry. Then, just as things started rolling along smoothly, I was assigned to another new project—COMPUTE!'s PC & PCjr magazine. The new IBM PCjr was arriving on the market and it seemed destined to become the success story of 1984.

As you probably know by now, things didn't quite work out that way. The PCjr didn't sell, so neither did our new magazine. We decided to stop publication with the October 1984 issue.

But that's not all bad. After more than a year's absence, I'll be returning full-time to our flagship magazine, COMPUTE!—this time as its new editor. Richard Mansfield, who has handled COMPUTE!'s daily duties for more than three years, will continue as senior editor of COMPUTE! Publications, helping to supervise editorial operations for both our magazines and our Book Division.

And we have a number of improvements planned for COMPUTE! to strengthen its position as the leading magazine for home, educational, and recreational computing. For one thing, we'll be merging our IBM coverage into COMPUTE! to serve both our existing IBM sub-

scribers and several thousands of new readers joining us next month from COMPUTE!'s PC & PCjr. More programs will be translated for the PC and PCjr, and there'll be some IBM reviews and stand-alone articles as well. We're also adding a new column next month, "IBM Personal Computing," by Donald B. Trivette.

Apple readers can expect more attention, too. With the introduction of the Apple IIc and Macintosh, plus heavily discounted prices on the Apple IIe, we've noticed a resurgence of interest in Apple coverage. More of our programs will be translated for the Apple, and we're beefing up coverage in other areas also.

If you use a Commodore, Atari, or TI, don't despair. You still make up the bulk of our readership and therefore deserve the most coverage in COMPUTE!. We won't let you down. If anything, we plan to strengthen our coverage of your computers.

You might be wondering how it's possible to increase coverage for everybody without taking something away from somebody. That's always a concern in a multimachine magazine. Our solution: We'll be reorganizing our regular columns, streamlining the articles, and taking great pains to make sure the articles and programs we publish continue to be of the highest possible quality.


For example, in coming issues you'll notice that some columns will be consolidated and new ones will be added. Programs will be translated to run on as many computers as possible. And we'll make a renewed commitment to minimize errors and publish the best computer magazine on the market.

You'll begin noticing these improvements within the next few issues—we're making them as fast as possible. That's the way things happen in the computer industry.


(A subtle merchandising ploy)

TO OUR MANY LOYAL SUPPORTERS, to new computer owners,
and to everyone who still believes in the potential of personal
computers to make the world a better place, we extend the
following, somewhat uncharacteristic offer:

Buy 2, Get 1 Free.*



FINANCIAL COOKBOOK™
New Powerful & versatile
financial decisionmaker.
IBM-PC, PCxt, PCjr, ApII,
II+, IIe, IIc, C-64 & Atari



**LARRY BIRD & JULIUS ERVING
GO ONE-ON-ONE™**
The best-seller.
IBM-PC, PCxt, PCjr, ApII,
II+, IIe, IIc, C-64 & Atari



SKY FOX™
New 3-D flight & combat
simulation with 5 skill levels
and 15 different scenarios.
ApII, II+, IIe & IIc



ARCHON™
Best-seller. Award-winner in Omni,
Creative Computing, & Softalk.
IBM-PC, PCxt, PCjr, ApII,
II+, IIe, IIc, C-64 & Atari




ARCHON II: ADEPT™
New Graduate school for
Archon addicts. More magic,
new icons and battlefields.
C-64 & Atari




MUSIC CONSTRUCTION SET™
Composition for anyone who can point
a joystick. Multi award-winner.
IBM-PC, PCxt, PCjr, ApII,
II+, IIe, IIc, C-64 & Atari



CUT & PASTE™
Fast, practical & easy to learn word processor.
Creative Computing award-winner.
IBM-PC, PCxt, PCjr, ApIIe & IIc
C-64 & Atari



REALM OF IMPOSSIBILITY™
New Action & adventure in
world of 3-D illusions. Unique
2 player cooperative mode.
C-64 & Atari



MURDER ON THE ZINDERNEUF™
A mystery novel in computer
graphics. Hotline award-winner.
IBM-PC, PCxt, PCjr, ApII,
II+, IIe, IIc, C-64 & Atari



PINBALL CONSTRUCTION SET™
The classic. Rolling Stone, Omni,
Infoworld & Creative Computing awards.
IBM-PC, PCxt, PCjr, ApII,
II+, IIe, IIc, C-64 & Atari



M.U.L.E.™
"Strategy Game of the Year"
in Infoworld & Video Review
for 1-4 players.
C-64 & Atari



SEVEN CITIES OF GOLD™
New Deep, rich discovery
simulation with more than
2800 screens.
ApII, II+, IIe, IIc, C-64 & Atari


ELECTRONIC ARTS™

*HOW IT WORKS: Buy any 2 EA products before Jan. 15, 1985 and send in the coupons enclosed in the packages along with your sales receipt and \$3.00 to cover insured shipping. We'll send you any EA product you choose (except Get Organized!) for free.

Trademarks and their holders: IBM, PC, XT, and PCjr: International Business Machines, Inc. Apple II, II+, IIe, IIc: Apple Computer Corp. Commodore 64: Commodore Business Machines, Inc. Atari: Atari Computer Corp. Financial Cookbook, Larry Bird and Julius Erving Go One-On-One, Sky Fox, Archon, Archon II: Adept, Music Construction Set, M.U.L.E., Seven Cities of Gold, Cut & Paste, Realm of Impossibility, Murder on the Zinderneuf: Electronic Arts, Inc.

Publisher Editor In Chief Director of Administration	Gary R. Ingersoll Robert C. Lock Alice S. Wolfe
Senior Editor Managing Editor Production Director Production Editor Editor, COMPUTE!'s PC & PCjr Magazine Editor, COMPUTE!'s GAZETTE Technical Editor Assistant Technical Editors Program Editor Features Editor Assistant Editors	Richard Mansfield Kathleen Martinek Tony Roberts Gail Walker Tom R. Hatfield Lance Elko Ottis R. Cowper John Krause, George Miller Charles Brannon Selby Bateman Robert Alonso, Dan Carmichael, Todd Heimarck, J. Blake Lambert, Philip Nelson Kathy Yakal Sharon Darling Patrick Parrish Gregg Peele Kevin Martin, Chris Poer, Tim Victor Kevin Myklytyn, Gary Black Mark Tuttle, David Florance Juanita Lewis, Joan Rouleau, Ann Davies Ethel Silver, Dwight Smith, Karen Uhlendorf, Mary Selby Vicki Jennings, Julia Fleming, Susan Young, Iris Brooks, Jan Kreflow Jim Butterfield, Toronto, Canada Harvey Herman, Greensboro, NC Fred D'ignazio, 2117 Carter Road, S.W., Roanoke, VA 24015 David Thomburg, P.O. Box 1317, Los Altos, CA 94022 Bill Wilkinson
Editorial Assistant Research Assistant Programming Supervisor Assistant Programming Supervisor Editorial Programmers Programming Assistants Copy Editors Proofreaders Administrative Assistants Associate Editors	
Contributing Editor	
COMPUTE!'s Book Division Editor Assistant Editors Assistant Managing Editor Administrative Assistant Artists Director, Books Sales & Marketing Assistant	Stephen Levy Gregg Keizer, Stephen Hudson Randall Fosner Laura MacFadden Janice Fary, Debbie Bray Steve Voyatzis Carol Dickerson
Production Manager Art & Design Director Assistant Editor, Art & Design Mechanical Art Supervisor Artists Typesetting Illustrator	Irma Swain Janice Fary Lee Noel De Potter Leslie Jessup, Larry Sullivan Terry Cash, Carole Duriton Harry Blair
Director of Advertising Sales Assistant Advertising Manager Production Coordinator Production Assistant Sales Assistant Promotion Manager	Ken Woodard Bonnie Valentino Patti Williams Joyce Margo Kathleen Hanlon Mindy K. Kutchei
Circulation Manager	Charles Post
Subscriber Services Supervisor Assistants Dealer Sales Supervisor Assistants Individual Order Supervisor Assistants Shipping & Receiving	Patty Jones Chris Patty, Sharon Sebastian, Rosemarie Davis Fran Lyons Gail Jones, Sharon Minor, Rhonda Savage Dorothy Bogan Judy Taylor, Anita Roop, Debi Gorforth, Jenna Nash, Elizabeth White, Mary Hunt, Gayle Benbow, Betty Atkins, Chris Gordon Jim Coward, Larry O'Connor, Dai Rees, John B. McConnell, Eric Staley, Sam Parker, Eddie Rice, David Hensley, John Archibald, Mary Sprague (Mail Room Coordinator)
Data Processing Manager Assistant	Leon Stokes Chris Cain
Vice President, Finance & Planning Director, Finance & Planning Accountant Purchasing Manager Financial Analyst Staff	Paul J. Megliola R. Steven Vetter Robert L. Bean Greg L. Smith Karen K. Rogatski Linda Miller, Doris Hall, Jill Pope, Anna Harris, Anne Ferguson, Pat Fuller, Tracey Hutchins, Susan Booth, Sybil Agee
Robert C. Lock, Chief Executive Officer Gary R. Ingersoll, President Paul J. Megliola, Vice President, Finance and Planning Debi Nash, Executive Assistant Cassandra Robinson, Assistant	

Coming In Future Issues

The Bulletin Boarding Of America

Two Challenging Games: Reflection And Spiders

Commodore Potpourri

Apple Disk Verify

Atari Fastmaze

IBM Screen Formatter

Plotting With TI

COMPUTE! Publications, Inc. publishes:

COMPUTE!
The Magazine For The Home Computer Enthusiast

COMPUTE!'s GAZETTE

COMPUTE!'s Books

COMPUTE!'s GAZETTE & DISK

Corporate Office:
324 West Wendover Ave., Suite 200
Greensboro, NC 27408 USA

Mailing address: COMPUTE!
Post Office Box 5406
Greensboro, NC 27403 USA
Telephone: 919-275-9809

Subscription Orders

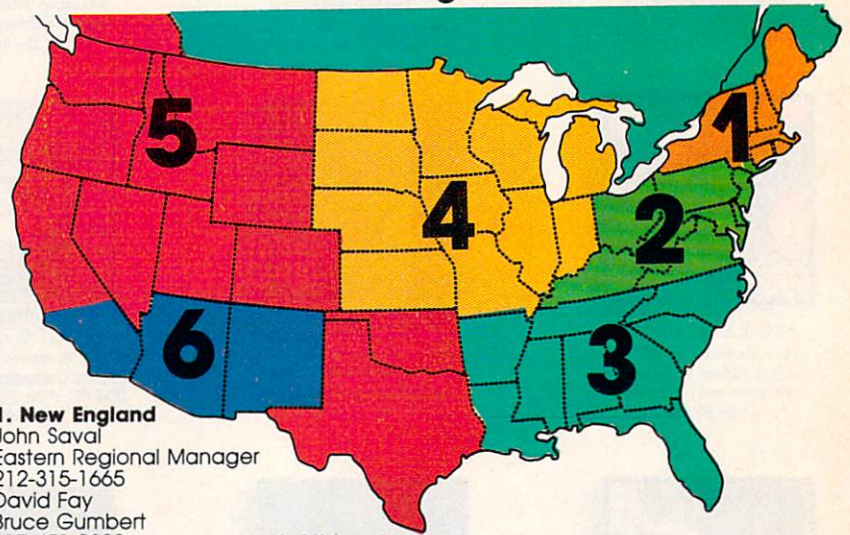
COMPUTE! Circulation Dept.
P.O. Box 914
Farmingdale, NY 11737

TOLL FREE Subscription Order Line
800-334-0868 In NC 919-275-9809

COMPUTE! Subscription Rates (12 Issue Year):

US	(one yr.) \$24	Air	
	(two yrs.) \$45	Europe, Australia	\$42
	(three yrs.) \$65	Middle East, Central America and North Africa	\$52
Canada and Foreign Surface Mail	\$30	South America, South Africa, Far East	\$72

Advertising Sales



1. New England
John Saval
Eastern Regional Manager
212-315-1665
David Fay
Bruce Gumbert
617-451-0822

2. Mid Atlantic
John Saval
Eastern Regional Manager
212-315-1665
Andy Meehan
Marsha A. Gittelman
215-646-5700
212-567-6717 (NY)

3. Southeast & Foreign
Harry Blair
919-275-9809

4. Midwest
Gordon Benson
312-362-1821

5. Northwest/Mountain/Texas
Phoebe Thompson
508-345-5553
Jerry Thompson
415-348-8222

6. Southwest
Ed Winchell
213-378-8361

Director of Advertising Sales
Ken Woodard

COMPUTE! Home Office 919-275-9809.

Address all advertising materials to:
Patti Williams
Advertising Production Coordinator
COMPUTE! Magazine
324 West Wendover Avenue,
Greensboro, NC 27408

The COMPUTE! subscriber list is made available to carefully screened organizations with a product or service which may be of interest to our readers. If you prefer not to receive such mailings, please send an exact copy of your subscription label for: COMPUTE!, P.O. Box 914, Farmingdale, NY 11737. Include a note indicating your preference to receive only your subscription.

Authors of manuscripts warrant that all materials submitted to COMPUTE! are original materials with full ownership rights resident in said authors. By submitting articles to COMPUTE!, authors acknowledge that such materials, upon acceptance for publication, become the exclusive property of COMPUTE! Publications, Inc. No portion of this magazine may be reproduced in any form without written permission from the publisher. Entire contents copyright © 1984, COMPUTE! Publications, Inc. Rights to programs developed and submitted by authors are explained in our author contract. Unsolicited materials not accepted for publication in COMPUTE! will be returned if author provides a self-addressed, stamped envelope. Programs (on tape or disk) must accompany each submission. Printed listings are optional, but helpful. Articles should be furnished as typed copy (upper- and lowercase, please) with double spacing. Each page of your article should bear the title of the article, date and name of the author. COMPUTE! assumes no liability for errors in articles or advertisements. Opinions expressed by authors are not necessarily those of COMPUTE!.

PET, CBM, VIC-20 and Commodore 64 are trademarks of Commodore Business Machines, Inc., and/or Commodore Electronics Limited.
Apple is a trademark of Apple Computer Company.
ATARI is a trademark of Atari, Inc.
TI99/4A is a trademark of Texas Instruments, Inc.
Radio Shack Color Computer is a trademark of Tandy, Inc.



T.A.C.™

Tactical Armor Command

"T.A.C. is a carefully researched and designed game of impressive sophistication, yet it's surprisingly easy to play and even a little addicting." —Softalk

"Game of the Month" —Byte: February, 1984

"I've developed this aversion for computer games—until T.A.C. I can play this game and like it—lots!"
Gameplay Magazine

"It's the best simulation of tank warfare this reviewer has seen on or off a computer screen." —Electronic Games

T.A.C. is a game of World War II tactical armored combat. **You** pick a nation (from among the four major combatants—Britain, U.S.A., Germany and Russia). **You** build a combat team from their most powerful tanks, assault guns and tank destroyers. **You** command the team you've created in major operations against like forces of the enemy.

All the famous vehicles of the second world war are here—Tigers, Panthers, Shermans and JS II's; Jagdpanthers, SU 152's, Fireflies and T 34's, just to name a few. They have all been thoroughly researched and their important features programmed into the game. Each vehicle is distinguished by such elements as armor thickness (rear and flanks as well as front), fire power, speed, acceleration and gun traverse. Even minor points like fuel tank location can be critical.

Here are just some of the exciting features:

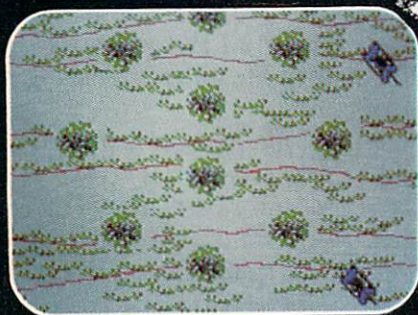
- T.A.C. can be played solitaire against the computer or as a two player (or two team) game with the computer as mediator.
- The most important armored vehicles of Britain, Russia, U.S. and Germany are available to command—40 in all.
- Choose from five different scenarios to play. Actions range from open meeting engagements to assaults against prepared positions.
- You pick the sides. You choose the weapons. A simple purchasing system has been provided to let you "buy" what you want in balance with your opponent.
- The results of combat are determined by the computer. It factors such critical elements as range, armor thickness (front, rear and flanks), tracking time, the speed and maneuvers of both the firing and target units, visibility and weapon adjustment to determine weapon accuracy.
- Special options include hidden movement, improved positions, smoke mortars, minefields, close assaults, overruns and indirect fire.

T.A.C. on diskette retails for \$40.00 and can be played on the following computers: Apple® II's 48K (Mockingboard™ Sound Enhanced!) Atari's® with 48K and the Commodore 64®. IBM® PC version coming this fall.

BY RALPH BOSSON

* Trademarks of Apple Computers, Warner Communications, Commodore and International Business Machines.

Tactical Level



Strategic Level



Available at finer computer and game stores everywhere.

Or call TOLL FREE: 1 (800) 638-9292 for further information. Price: \$40. Ask for Operator M.



microcomputer games®

A DIVISION OF

The Avalon Hill Game Company

4517 Harford Road • Baltimore, MD 21214

READERS' FEEDBACK

The Editors and Readers of COMPUTE!

What's An EPROM?

I would like to know what an EPROM is. What can an EPROM do for my computer?

Scott Szurgot

An EPROM is a special kind of computer memory. Like ROM (Read Only Memory), it retains information even when the power is turned off. However, it can also be erased or changed, like RAM (Random Access Memory).

EPROM stands for Erasable Programmable Read Only Memory. It can be overwritten, but only by a special device called a burner.

The most frequent use of EPROMs is for creating cartridges at home. With an EPROM and an EPROM burner, the device that writes to the EPROM, you can store a frequently used program on the EPROM and put the EPROM on a cartridge board. Then every time you need to use the program, you can just plug it into the cartridge port. It will be immediately available.

Machine Language Commands

Has COMPUTE! ever published a list of all the 6502 machine language commands? If you have, please let me know in which issue, and if not, please do so. At least, please tell me where I could get such a list.

Steve Brush

Machine Language for Beginners (COMPUTE! Books) has the list that you are looking for and also includes detailed explanations of how to use the commands. Also, two new COMPUTE! books on machine language are being published this fall. The Second Book of Machine Language is a follow-up to Machine Language for Beginners. It includes demonstrations of many sophisticated programming techniques and a very powerful, label-based assembler for VIC, Commodore 64, Apple, Atari, and Commodore PET. Machine Language Routines for the Commodore 64 contains many instructive example programs and ready-to-use subroutines.

Commodore 1541 *PRG Problems

I am the owner of a Commodore 64 and a 1541 disk drive. I was recently trying to save a program, but my disk would not accept it. When I tried saving it, I got a READ ERROR 20. I tried saving the program on another disk and had no problems. Can you please tell me what can cause a READ ERROR 20? I also have had problems with files that show up on my directory with an asterisk (*) before the PRG. What causes these asterisks to appear and how do I get rid of them?

Steven Swartzlander

The error you are getting indicates that what's called a block header has been destroyed on your disk. This may mean that your particular disk was ruined by a magnet or even some dust or a hair that slipped into the disk case. Error 20 usually happens when you try to write to a damaged block using the BLOCK-WRITE command. Since you say that you are just trying to save to the disk, it must mean that block 0 of track 18 is damaged. The disk controller always reads this particular block when it is about to save something to the disk. Block 0 on track 18 contains a map, called the BAM (for Block Allocation Map), of the entire disk showing which blocks are used and which are still available.

The best solution to your problem is to format another disk and try to transfer all the programs stored on the defective disk to the other one, using a disk duplicating program.

Your other problem with file type abbreviations preceded by an asterisk is very common. It occurs when a file has not been properly closed. The file usually cannot be salvaged. To get rid of these files, just place the disk containing them in the drive and type the following line:

```
OPEN 15,8,15,"V":CLOSE 15
```

Your disk will spin for some time and it will even make some noise, and when the red light goes off you will have a disk with usable files. All the asterisk files will have been erased. It is quite important to erase such files lest they corrupt other files on a disk.



Finally, computer games you want your kids to play.

Spinnaker makes computer games kids love to play.

But some of our biggest fans are parents.

Because on top of all the fun and excitement, our games have something more. True educational value. They help develop a child's learning skills, in all kinds of fun ways.

So Spinnaker games aren't just computer games. They're Learning Games.

They're written by top educators who know how to make learning fun. And by expert game programmers, who use colorful graphics, animation and sound to make our games so exciting, your kids may not even realize they're learning. They're having too good a time!

That's why children love us. And parents love us. And why we're already the leader in the field of home educational software.

So if you're looking for computer games that you'll like as much as your kids will, look for Spinnaker **Early Learning Games** (ages 3-8) and **Learning Discovery Games** (ages 6-12) at your local retailer.

Spinnaker. We're giving computer games a good name.



SPINNAKERTM

We make learning fun.

Disks for: Apple®, Atari®, IBM® PC and PCjr and Commodore 64.TM

Cartridges for: ColecoVision®, Coleco Adam,TM Atari®, IBM® PCjr and Commodore 64.TM

Erasing Cassettes

How can someone erase cassettes that already have programs on them?

Todd Butcher

Cassettes can be easily erased. The simplest way is to just record something new on top of the old information. Alternatively, if you want to erase a cassette entirely, you could put a computer cassette into an ordinary music tape player and, after turning the volume down, press the play and record buttons simultaneously. Another way to do it is to use a bulk eraser, a device that uses a strong magnetic field to erase tape. These devices are available at record and electronics stores.

Atari CLOAD Problems

I own an Atari 800 with an Atari cassette recorder. I have used my 800 to type in and save programs from COMPUTE! to cassette tape. All of these programs used to load and run properly, but recently I have not been able to CLOAD the same tapes into my computer. I have tried different Atari recorders and even my friend's computer, but have only succeeded in loading in one of the programs. When I attempt to CLOAD a program on my recorder, I get an error 138 or 143. What can I do?

James L. Jenkins

The problem you are experiencing is a very common one. Usually this happens when the Atari recorder has been in use for some time. The reason it happens is that the recorder head needs to be either cleaned or demagnetized, or both. There are several tricks that you can use to see if you might be having other problems. Try connecting the recorder directly to the computer instead of through another peripheral. If this clears up the problem, it could mean that the connection in your other peripheral (disk drive, printer, or expansion box) is soiled or loose.

You can also try completely rewinding the tape and then fast-forwarding it past the tape header. Set the tape counter to zero, and try CLOADing from there. If you still get an error, rewind again and this time try CLOADing from tape counter position 1. Keep doing this in one-step increments until the tape loads.

The last trick is to insert your computer tape into an audio cassette player and listen to it until you hear a screeching sound. Once you hear the sound, you are at the beginning of the program on the tape. Try to get as close as possible to the beginning without passing it, and then try CLOADing it on your Atari recorder. If this does not work, try demagnetizing and cleaning your recorder's head. This is an easy procedure and should be done regularly anyway. Kits are available at any record store.

Once you do manage to CLOAD your programs, you should consider LISTing them to tape instead of CSAVEing them. The advantage: LISTing, combined with the ENTER command, is a more reliable method of loading from cassette than CLOAD. The LIST command takes up more tape and is also slower, but that's a small price to pay for greater reliability.

Disk Density

I recently purchased a disk drive. The instructions specify that you should use single-density disks. However, I have some double-density disks which I would like to be able to use. Will it cause any problems?

James P. Simson

Double-density disks will not cause any problem. Using a product of higher quality than specified never hurts. However, using single-density disks on a drive that specifies double-density could cause difficulties.

Speech For VIC And Atari

I recently bought an Atari 800 and VIC-20 computer. I want to know if there is any way to generate speech on them without spending a small fortune on a speech synthesizer. If it is possible, please explain how.

Mel Barries

To our knowledge there is no easy way to program speech on the VIC or Atari. Usually, special additions are necessary to accomplish this task. The S.A.M. speech program works well, although the number of words you can use at any given time is limited. Many schemes have been invented to simulate speech through software, but all of them require extensive amounts of memory. One such scheme requires a microphone and a board for entering the sounds that you want the computer to mimic. Specially designed software takes volume readings thousands of times for each word, and records the readings in RAM memory. The speech software then uses these volume changes to simulate the sound through your computer's sound chip. COVOX manufactures a good implementation of this technique for the Commodore 64.

TI Peripheral Expansion Box

Could you please tell me what the peripheral expansion box is needed for and give me some advice on whether I should purchase one or not? I'm a little apprehensive about investing a lot of money in my TI to find out that no one is going to support it. Do you have any suggestions about this?

Todd M. Aube

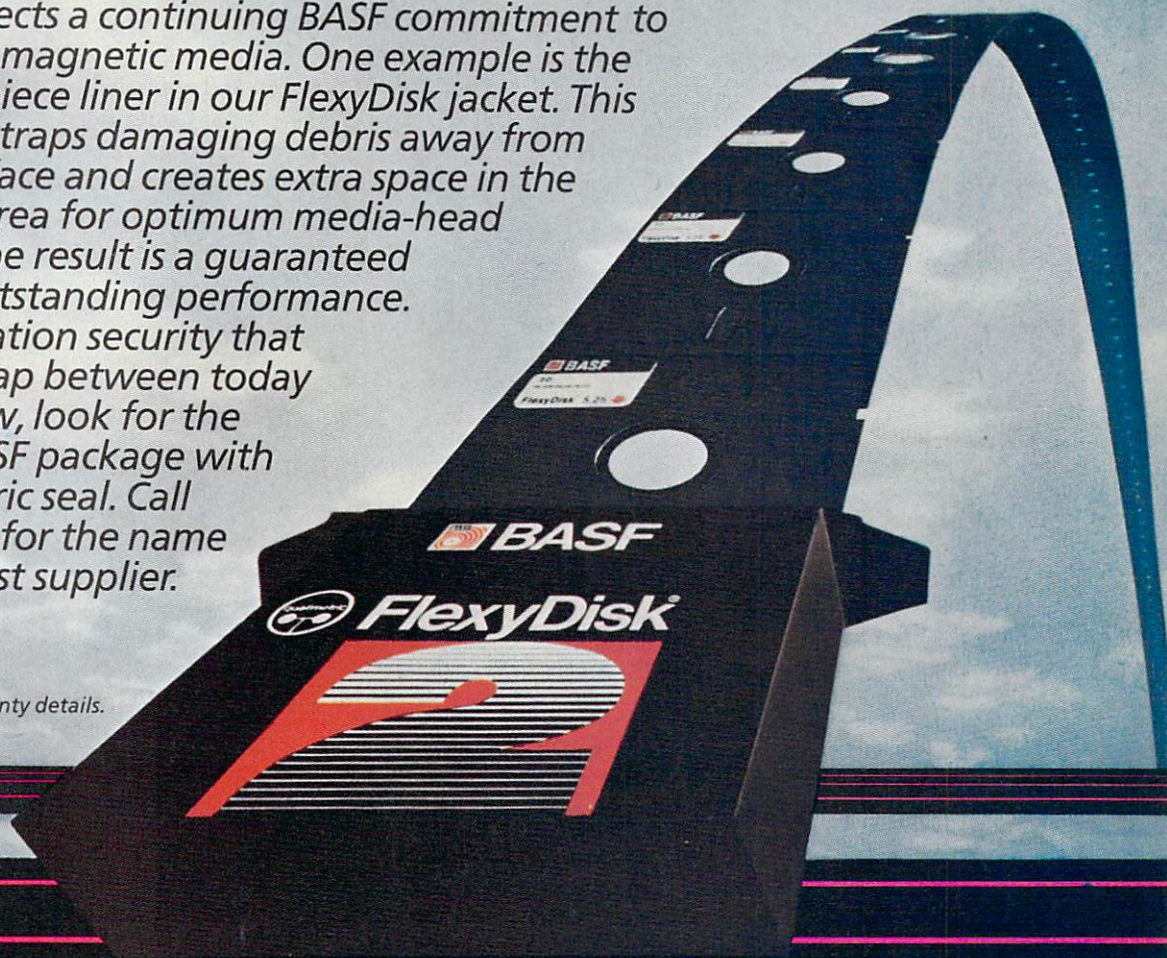
BASF QUALIMETRIC™ FLEXYDISKS.® A GUARANTEED LIFETIME OF OUTSTANDING PERFORMANCE.

BASF Qualimetric FlexyDisks feature a unique lifetime warranty, firm assurance that the vital information you enter on BASF FlexyDisks today will be secure and unchanged tomorrow. Key to this extraordinary warranted performance is the BASF Qualimetric standard... a totally new set of criteria against which all other magnetic media will be judged.*

You can count on BASF FlexyDisks because the Qualimetric standard reflects a continuing BASF commitment to perfection in magnetic media. One example is the unique two-piece liner in our FlexyDisk jacket. This BASF feature traps damaging debris away from the disk's surface and creates extra space in the head access area for optimum media-head alignment. The result is a guaranteed lifetime of outstanding performance.

For information security that bridges the gap between today and tomorrow, look for the distinctive BASF package with the Qualimetric seal. Call 800-343-4600 for the name of your nearest supplier.

*Contact BASF for warranty details.



ENTER TOMORROW ON BASF TODAY.



BASF

© 1983 BASF Systems Corp., Bedford, MA

IBM PC Software: the value of choosing

Size up the selection.

You'll find many types of programs in the IBM software library. They'll help keep you on your toes in the office, at home or in school.

There are, in fact, seven different categories of IBM programs called "families." A family of software for business, productivity, education, entertainment, lifestyle, communications or programming.

Of course, every program in every family is tested and approved by IBM. And IBM Personal Computer Software is made to be compatible with IBM Personal Computer hardware.

Shoes.

If they don't fit, they're not worth wearing.

Software programs.

If they don't fit, they're not worth using.

That's why it's altogether fitting that IBM Personal Computer Software offers you a choice.



IBM

programs that fit.

Putting your best foot forward.

Although every person isn't on equal footing when it comes to using personal computer software, there's something for almost everyone in the IBM software library.

For example, you may be on a shoestring budget and want a big selection of programs with small price tags.

You may be introducing students to computing and want programs that are simple to use and simple to learn.

You may run a business requiring sophisticated inventory and payroll programs. Or you may run a business requiring a single accounting program.

You may write interoffice memos and want a streamlined word processing program. Or you may be a novelist looking for a program with features worth writing home about.

Now you can find IBM Personal Computer Software that fits — to help you accomplish specific tasks and reach individual goals.

Stroll into a store today.

What's the next step?

Visit an authorized IBM Personal Computer dealer or IBM Product Center near you. To find out exactly where, call 800-447-4700. In Alaska or Hawaii, 800-447-0890.

Ask your dealer to demonstrate your choice of programs. Then get comfortable. Sit down at the keyboard and try IBM software on for size.



IBM[®]

Personal Computer Software

Since Texas Instruments decided to discontinue the TI, third-party support for this computer is expected to decline. COMPUTE!, however, will continue to support the TI with new software each month.

If you have not bought an expansion box yet, you probably won't even be able to find one. Many people who bought TIs early on realized that they would need an expansion box, and consequently most stores have already sold out. The expansion box is required to use the TI peripherals, such as disk drives and printer.

Atari Hex-To-Decimal Conversion

The hex to decimal conversion program in "Readers' Feedback" in the July 1984 COMPUTE! by Frank Sgabellone is quite powerful. However, the modifications necessary to make it run on an Atari might not be too obvious. The following translation will work on Ataris. The value of C in line 20 can be changed, to vary the number of leading zeros.

H. Earl Hill

```

GN 10 DIM A$(16),C$(1)
JM 20 A$="0123456789ABCDEF":? "INPUT
    DEC/HEX (0-65535)":INPUT A:B=
    1:C=3:D=16^C:? A;" = $";:A=A+1
JP 30 IF A-D>1 THEN A=A-D:B=B+1:GOTO
    30
CA 35 J=1
J0 40 C$=A$(B,B+J-1):? C$;:B=1:C=C-1
    :D=16^C:IF C>-1 THEN 30
DG 50 ? "{5 SPACES}":? :GOTO 20
  
```

Apple Trigonometry

I have an Apple II+ on which I was hoping to be able to do some trigonometry homework. I was testing the SIN, TAN, and COS functions and discovered that when I provided a number within parentheses for these functions to evaluate, the number never matched a set of answers that I have in a chart. I looked up these functions in my Apple manual, and all it gave was an explanation of radians and other things I could not comprehend. Could you give me an understandable explanation of what these functions do?

Chuck Knakal

On computers such as the Apple, TI, Commodore, and many others, the trigonometric functions are always expressed in radians. Radians are just another way to measure an angle. For example, instead of expressing an angle as 180 degrees, you would say it was one pi radians.

A complete circle is 360 degrees. In radians, that would be exactly two pi radians (pi is approximately 3.1416). If what you are looking for, though, is an easy way to get answers in degrees from your

computer, all you have to do is multiply the angle that you want evaluated by pi and divide that by 180. If you then input that number into the SIN, TAN, or COS functions of your computer, you should get the right answer in degrees.

For example, let's take 90 degrees. The sine of 90 degrees should give you an answer of 1, but since the computer does not work in degrees, PRINT SIN (90) will give you another answer. To get the answer in degrees, just take the 90 and multiply it by 3.1416, then divide the answer by 180. Now take the SIN of that answer and you should get 1. If your computer has a built-in key for pi, use that instead of the approximation because it will give more precise results. For example, on the Commodore VIC and 64, pressing SHIFT and the up-arrow (↑) key will print a pi symbol which can be used in expressions as a constant with the value of pi. On the Atari there's an even simpler way. You can use the DEG statement to switch all calculations to degrees.

64 Reverse Lines

I would like to display 40 reverse spaces per line. But the printed fortieth character causes a line to be skipped before the next line of text is printed. Therefore, I must leave the fortieth column unprinted to. How may I accomplish this feat in 64 BASIC without skipping a line?

Philip A. Egan

Try PRINTing 39 reverse characters on the screen per line, and then add a routine that will POKE reverse characters into the fortieth column of each line. The following should help on the 64:

```

90 FOR X= 1053 TO 2023 STEP 40: POKE X,160:
    POKE X+54272,COLOR: NEXT
  
```

The variable COLOR can be any of the 64's colors.

Program Conversions

I used to own a PET Commodore Computer. Since then, I have been a subscriber to COMPUTE! magazine. COMPUTE! once published a program that would help in converting 64 and VIC-20 programs to the PET. I now own a 64 and need to convert some of my PET software into 64 format. Can you help?

Darren Storkamp

Conversions from one computer to another can sometimes become very involved because of the problems that POKEs or SYSs to machine-specific ROM routines can cause. The best way to attempt something like this might be to try to write a program on the new machine, in your case the 64, that follows the logic and flow of the old program. Even doing it this way, though, does not guarantee that the program will work properly. Some very simple

TWO SURE WAYS TO GET MORE OUT OF YOUR COMMODORE 64


I AM THE C-64 provides you with a friendly and patient private tutor. This series is the perfect guide to learning all the power your Commodore 64 has to offer.

- Complete six-volume series.
- Each operation you can perform is explained in simple terms right on the screen; no more struggling with confusing manuals.
- Includes overall introduction to the Commodore 64 and its keyboard.
- Learn BASIC programming language as well as advanced programming techniques.
- Advanced series guides you through music and sound effects and sprite graphics.



EasyDisk eliminates disk based aggravation. It saves time and adds extra features, all at the touch of a key. A must for all Commodore 64 disk drive owners.

- Simplifies the Commodore 1541 Disk Operating System.
- Organizes all the commands in a simple, easy-to-follow menu.
- Allows you to select and execute commands with just a few simple keystrokes.
- Provides full disk backup (using just one drive).
- Doesn't interfere with the normal operation of your computer; it's simply there when you need it.



C R E A T I V E S O F T W A R E

230 East Caribbean Drive, Sunnyvale, CA 94089

©1984 Creative Software

"Commodore 64" is a trademark of Commodore Electronics, Ltd.

INTRODUCING ACTIVISION


SEE YOURSELF IN A



You leave the sun behind as you lower yourself down into the unexplored caverns beneath the Peruvian jungle. Deeper and deeper you go. Past Amazon frogs, condors, and attacking bats. Across eel-infested underground rivers. From cavern to cavern, level to level. Swimming, running, dodging, stumbling, you search for the gold, the Raj diamond and the thing you really treasure...adventure. Head for it. Designed by David Crane.



You have heard the elder speak of one central source and a maze of unconnected grey paths. As you connect each grey path to the central source, what was grey becomes the green of life. When all are connected, then you have achieved "Zenji." But beware the flames and sparks of distraction that move along the paths. You must go beyond strategy, speed, logic. Trust your intuition. The ancient puzzle awaits. Designed by Matthew Hubbard.




You strap on your helicopter prop-pack, check your laser helmet and dynamite. There's no predicting what you'll have to go through to get to the trapped miners. Blocked shafts, molten lava, animals, insects, who knows what lies below. But you'll go, you're in charge of the Helicopter Emergency Rescue Operation. The miners have only one chance. You. The opening shaft is cleared now, it's time to go. Designed by John Van Ryzin.



What if you were sitting in front of your Commodore 64™ programming your own Pitfall Harry™ adventure? It can happen with a little help from the creator of Pitfall Harry: David Crane. Just write your name and address on a piece of paper, tape 25¢ to it for postage and handling and mail to: The Activision C-64 Club, P.O. Box 7287, Mountain View, CA 94039. We'll send you David's Booklet, "Programming Pitfall Harry." It includes a written program that helps you create your own adventure. Go for it.

FOR YOUR COMMODORE 64. DIFFERENT LIGHT.




As you suit up you see the webbed forcefield surrounding your planet. Holding it. Trapped with no escape. No hope. Except you: The Beamrider. The freedom of millions depends on you. Alone you speed along the grid of beams that strangle your planet. You must destroy the grid sector by sector. Your skills and your reflexes alone will determine the future of your people. Take their future in your hands. Designed by Dave Rolfe.



You can almost hear the quiet. And it's your job to keep it that way. A toy factory at midnight. Did you hear something? Guess not. Wrong! Suddenly balloon valves open, conveyor belts move and a whole factory full of toys goes wild. Even the robot, their latest development, is on the loose and after you. Capture the runaway toys. Restore order. Restore peace. Restore quiet. Do something! Hurry! Designed by Mark Turmell.



You made it. The Olympics. You hear languages you've never heard. And the universal roar of the crowd. You will run. Hurl. Vault. Jump. Ten events. One chance. You will push yourself this time. Further than ever. Harder than ever. But then... so will everyone. The competition increases, now two can compete at the same time. The crowd quiets. The starting gun sounds. A blur of adrenalin. Let the games begin. Designed by David Crane.



 **ACTIVISION**

We put you in the game.

PET programs can be used on the 64 if you first load a program called a PET emulator into the 64. This program is available from Commodore.

Atari Paddle Programming

I own an Atari 1200XL computer. Can I use the paddle controllers from my Atari 2600 game machine in my own 1200XL programs?

Eric Sneed

Yes. All controllers used on the 2600 game system are compatible with the Atari computer line. As a matter of fact, the 2600 game controllers have become a *de facto* standard. Atari joysticks also work on the Commodore VIC-20 and 64, Coleco Adam, and on some other game machines. Atari paddles work on the VIC-20 and 64, but give a slightly different range than Commodore paddles. Atari BASIC has two functions, PADDLE and PTRIG, for supporting up to eight paddles on the 400 and 800, and four paddles on the XL series.

VIC Game Loader

In the June issue of COMPUTE!, two recreational programs were presented for the VIC-20, "Pest" and "Olympiad." Both of these programs require 8K expansion and several POKEs before loading. It is quite easy to forget these POKEs and also very inconvenient when you just want to be able to load and run the program. Because of this, I wrote the following routine. It does all the necessary POKeing and then loads either Pest or Olympiad. You can choose by hitting either the P or the O key.

Shawn K. Smith

```
5 PRINT "{CLR}{DOWN}{3 SPACES}{RVS}O{OFF}L
  YMPIAD{4 SPACES}{RVS}P{OFF}EST":rem 141
7 GETA$:IFA$<>"O"ANDA$<>"P"THEN7 :rem 99
10 PRINT "{CLR}{3 DOWN}POKE43,1:POKE44,32:
  POKE8192,0:":PRINT:PRINT:Q$=CHR$(34)
                                     :rem 83
15 IFA$="P"THENA$="{4 SPACES}"+"Q$"+"OLYMPI
  AD"+"Q$+",8{3 UP}":GOTO20 :rem 169
17 A$="{4 SPACES}"+"Q$"+"OLYMPIAD"+"Q$+",8
  {3 UP}":rem 226
20 PRINT"POKE36869,240:POKE36866,150:POKE
  648,30:PRINTCHR$(147)":rem 187
30 POKE631,13:POKE632,13:POKE633,63:POKE6
  34,65:POKE635,36:POKE636,13:POKE637,13
  1 :rem 133
32 POKE198,7 :rem 153
35 PRINT "{HOME}":rem 76
```

VIC Tape Directory

We bought my VIC-20 a couple of months ago. With it, we also purchased a Commodore Datasette. Our question is: Does the Datasette have a directory? If not, is there any way to obtain

something similar to one?

Sharon and Veronica Miller

Computer recorders do not have a directory. A disk, however, must have a directory because it is a random access device—information can be read from anywhere on the surface of the disk. The directory stores information that the drive needs to know in order to get the right program from the right place.

The difference between disk and cassette can be compared to the difference between an audio record and an audio cassette. You can choose to play a specific song if you know on which groove it starts on the record, but on a cassette you would have to search through the tape for the song (tape counters help, but it still is not the same nor as speedy as a record).

On the VIC, however, you can obtain a screen listing of what is on the tape by typing a LOAD command followed by a nonsense name. Here is an example:

```
LOAD "&#$"
```

The computer will search through the tape looking for the nonexistent file and, in the process, print on the screen the names of everything it finds on the tape.

Atari Machine Language

I would like to know how to create an AUTORUN.SYS program in machine language using the Atari Assembler Editor cartridge. Also, how do you generate a random number in machine language?

Paul Stach


An AUTORUN.SYS file is much like any machine language binary object file. When DOS boots up, though, it checks for AUTORUN.SYS, and loads it during the boot process. But to make it run automatically, you must append a special run vector at the end of your file. Atari files can load in several stages, each stage going to a different part of memory. After a file is loaded, an attempt is made to execute it by jumping through the address found at \$02E0/\$02E1. In order to have your machine language run after it has been loaded, the starting address of your program must be loaded into \$02E0. This is easily accomplished in the source code. At the end of your listing, include two lines:

```
*=$02E0
.WORD START
```

This *= is in addition to the original *= at the top of your program. When this is assembled, the assembler appends to your file the initialization address of your program. The label START should be assigned to the RUN address of your program.

Location 53770 (\$D01A) is the hardware random number generator. A LOAD instruction (or a

IF YOU CAN FIND A BETTER WORD PROCESSOR OR DATA BASE SYSTEM WE'LL BUY IT FOR YOU.



Word Writer

This menu-driven system includes:

A program which can be used by itself (stand-alone), or interfaced with Timeworks' Data Manager or Data Manager 2, enabling you to maintain and print out name and address lists, create individualized form letters automatically, and produce customized reports up to 20 columns wide, which can be incorporated into any text produced by the Word Writer.

Two plastic keyboard overlays which place the word processing commands directly onto the keyboard.

A full screen format (up to 80 characters) which simplifies your text entry and editing.

All the essential features — plus some exclusive Timeworks extras — making this system completely functional for most home & business requirements.

Data Manager 2

This system includes:


A menu-driven program that easily lets you store information on a wide variety of subjects — from general name and address lists, to research data. This program will also calculate and store any corresponding numerical data.

Quick access to important information. Items can be easily retrieved and printed by category, name, index code, date range, amount range, or any category of information stored in the system.

Outrageous offer? Not really. For your Commodore 64, we're putting our money where our mouth is, because the Timeworks Word Writer and Timeworks Data Manager 2 are so complete — so extremely easy to use, we think nothing beats them at any price. (Our suggested retail prices are: \$49.95 for Word Writer. \$49.95 for Data Manager 2.)

Timeworks exclusive X-Search™, X-Sort™ and X-Chart™ features allow you to easily cross-search any of the categories. Or arrange your stored items in increasing or decreasing order, alphabetically, numerically or by date. Break down statistical information by up to ten indexed categories of your choice — and graphically review your results.

Arithmetic calculation of your mathematical data is possible, allowing you to perform Payroll calculation, cost estimates and more. Data Manager 2 also produces the Sum, Average and Standard Deviation of statistical data entered into the system, along with Frequency Charts.



When interfaced together, these programs:

Generate customized data reports, which can be incorporated into any written text produced.

Individually address and print form letters automatically.

Print your name and address file onto standard mailing labels.

Transfer and print text information onto labels and tags.


Calculated numerical data from column to column, giving these programs spread-sheet capabilities.

So, if you can find anything better, simply send us your Word Writer or your Data Manager 2, your paid receipt, and the name of the program you want, along with your check or money order for any price difference. If it's available, we'll buy it for you.**

Now at your favorite dealer. Or contact Timeworks, Inc., P.O. Box 321, Deerfield, IL 60015. Phone 312-948-9200.



SOFTWARE WITH SUBSTANCE.



**Now for the small print. Offer applies to Commodore only, with maximum suggested retail prices of \$125.00 each for any exchanged program. Offer expires 45 days after date of your purchase.

*Registered Trademark of Commodore Computer Systems © 1983 Timeworks, Inc. All rights reserved.

PEEK in BASIC) will return a random number from 0 to 255. In reality, 53770 is a very high speed counter. It goes so fast, the output seems random. If you need bigger numbers, get two bytes. For smaller ranges, you can chop off the unwanted portion with AND. For example, LDA \$D01A/AND #\$0F would give you a random number from 0 to 15. Another way to limit the random number is by rejecting unwanted values. For example, if you wanted a random number from 1 to 10, use a loop like:

```
REJECT LDA $D01A    ;Get the random number
      BEQ REJECT    ;If zero, get another
      CMP #11       ;Is the number 11 or
                    ;higher?
      BCS REJECT    ;If so, the carry will be set
      RTS           ;Return the number in the
                    ;accumulator
```

Tokenized BASIC

I own a Commodore 64 and would like to know if there is any way of converting tokenized BASIC into regular BASIC. What do I have to do?

Philip Wright

Most computers store BASIC statements and commands as tokens. A command such as PRINT (five characters, or bytes, long) is converted into a num-

ber (one byte) which the computer can later understand to mean PRINT. This saves memory space. As you enter a BASIC program, it is compacted into tokens. Regular BASIC is tokenized BASIC, but if what you need is a file that contains every letter of every command in ASCII, there is an easy way to do this on Commodore computers. With the program in the computer's memory, type in the following lines:

```
OPEN2,8,2,"program name,S,W":CMD2:LIST
CLOSE2
```


You can insert the name of the file you would like created instead of "program name." After typing the lines and hitting RETURN, you will have a sequential file on your disk that can be read by most word processors. All the letters to commands such as PRINT will be contained in that file.

Rattling Commodore 1541

I have owned a 64 and a 1541 disk drive for some time now and have heard some loud rattling noises coming from my drive. I often hear this noise when finding errors in copy-protected programs. Is this noise harmful to the disk drive?

Harvard Prossfete

The noise that you have been hearing is the disk



The computer monitor so ingenious,

If you're torn between buying a dedicated monitor and making do with your regular TV, there's a smarter alternative. The General Electric Monitor/TV.

First and foremost, it's a computer monitor.

Compatible with all major computer brands, it combines these advanced features to sharpen text and graphics and deliver a display that's easy-on-the-eyes: Direct and split video inputs; 320-line resolution via a comb filter; plus a computer grade, .5mm-pitch Neovision™ picture system.

For the name of your nearest dealer, call The GE Answer Center™ Information Service, 1-800-626-2000.

drive's head rattling while attempting to read a block with an error. Usually the drive will attempt to read a bad block three times before giving up and printing an error message. This kind of rattling will eventually knock your disk drive's head out of alignment, causing problems with SAVES and LOADS.

It is best to avoid searching for errors in copy-protected programs.

XL Upgrade For Atari 800?

I would like to know if it would be possible to build a new ROM Operating System board that would duplicate the XL operating system on my Atari 800. Is it true that Atari will offer a ROM Revision C?

Joseph Fried

If you had access to the ROMs used in an XL computer, you could in theory replace the ROMs on your OS board. You still would not be able to take advantage of many XL features. Bank-switched memory requires more than a new operating system, since there have been some hardware changes in the XL computer series. We know of no plans to offer an upgrade to existing Atari 400 and 800 owners, but some third-party companies market add-on boards with 64K RAM and limited compatibility with the Atari XL computers.

Apple Binary On Ataris

I have used binary with the Apple computer by entering CALL -151 and found it very interesting. How can you do this on the Atari? Please add a little program.

James J. Brennan, Jr.

We assume you are referring to the machine language monitor built into the Apple II. An ML monitor lets you examine and change memory locations, and interact directly with the 6502 microprocessor. A monitor is a tool to help you debug machine language programs. Although there is no built-in ML monitor (sometimes called a debugger) on the Atari, there is one built into the Atari Assembler Editor cartridge. Several companies sell ML monitors, or build them into their utility packages.

What Is Binary?

I have heard a lot about binary load and save. This may seem like a silly question, but what is binary, what does it do? Can you write a binary program using a BASIC cartridge on the Atari 400?

S. Jonas

Beginners are often confused by the deluge of



it even runs this kind of program.

Secondly, it's a first class TV.

Flick a switch and these same advanced electronics give you an outstanding TV, with a high-contrast picture and rich, true colors.

And you get all this for about the same price as an ordinary monitor. Another piece of ingenuity we thought you'd appreciate.

We bring good things to life.



computer terminology. In theory, all files are binary files, since binary numbers (mathematically, base two numbers) are the lifeblood of a computer. Binary numbers are another way of expressing quantity, but they are limited to the digits 1 and 0. The number six, for example, is 0110 in binary.

When people talk about binary files, they are usually referring to a machine language program on disk. On some machines, such as the Apple II, a binary file is special, not interchangeable with BASIC or text files. On the Atari, there really is no distinction. Any BASIC program could be called a binary file. It is possible to create loadable machine language files from BASIC. For a full explanation of binary numbers, take a look at the machine language tutorials in our magazines and books.

Daisy chaining

I have just purchased a 1541 disk drive, and I am preparing to buy a printer. I have noticed that a disk drive attaches to the serial port on the back of the 64. How would I hook up a printer if the serial port is already being used by the drive? Would I also have to buy an expansion interface so that I could have more than one thing connected to the serial port at one time?

Jim Eller, Jr.

It is very easy to connect both a printer and a disk drive to the 64 through the serial port. All you have to do is plug the disk drive in the back of the 64 and then plug the printer into the back of the disk drive. There is a serial port on the back of the 1541. This is commonly referred to as daisy chaining because you are chaining the printer to the drive and the drive to the computer. Fortunately, expansion interfaces are not needed for this purpose on the 64.

WordPro 3 Plus/64 Modification

We've received several letters regarding incompatibility between WordPro for the 64 and the new Commodore 1526 printer. Apparently, due to modifications in the 1526, many users are encountering problems when printing with it.

The following is a memo sent to us from Professional Software, distributors of WordPro. If you are having problems with WordPro and the 1526, enter and run the program below. It will change the WordPro program for use with the 1526.

"Due to the internal timing differences between the new Commodore 1526 printer and most other printers on the market, WordPro 3 Plus/64 must wait longer than 'normal' before attempting to print on the 1526 printer. Because of this timing difference, your WordPro 3 Plus/64 program will need to be modified before attempting

to use it with the 1526 printer.

"The BASIC program below will perform this modification. Since the modification is performed right on the WordPro 3 Plus/64 disk, once the modification program is run, it does not ever need to be run again. Note that the program must be entered exactly as shown, as it may damage the WordPro program if entered incorrectly.

"For your protection, this program does not modify the backup program supplied on the WordPro 3 Plus/64 system disk. Again, since this program modifies the WordPro program itself, we strongly urge that this program be checked carefully before being run.

"To modify the WordPro 3 Plus/64 program so that it will operate a Commodore 1526 printer, turn on your Commodore 64 system and type in the following program, pressing <return> at the end of each line. Watch for the proper use of spaces, ones, zeros, commas, and punctuation. DO NOT use any capital letters."

```
10 rem copyright 1984 professional
   software inc
20 open 1,8,15,"i0"
30 open 5,8,5,"#"
40 print#1,"u1 5 0 13 11"
50 print#1,"b-p:5 30"
60 print#5,chr$(208);chr$(51);
70 print#1,"u2 5 0 13 11"
80 print "done":close 1:close 5
```

"Next type LIST and press <return> to list the program. After carefully checking to see that the program has been correctly entered, remove the write protect tab from the WordPro 3 Plus/64 system disk, and insert the system disk into a 1541 and close the door. Type RUN and press <return>.

"The drive activity light should momentarily go on and the disk should spin. After a few seconds, the words 'done' and 'ready.' should appear on the screen and the cursor will reappear. The modification should now be complete. Remember to replace the write protect tab to protect the system disk from accidental erasure. Once the modification has been performed, the program does not need to be rerun.

"If an error message (and not the word 'done') appears on the screen or the disk activity light flashes, the program has been incorrectly entered or the write protect tab has not been removed. Carefully recheck the program for accuracy and repeat the previous steps."

If you would like further information on this modification, or a copy of the modification memo for yourself, you may contact Professional Software at:


*Professional Software Inc.
51 Fremont Street
Needham, MA 02194*



Get the jump on the weatherman by accurately forecasting the local weather yourself!



A scientifically proven way to develop an awesome memory.




You are trapped in a five-story, 125-room structure made entirely of ice. Find the exit before you freeze!



Take control of your personal finances in less than one hour a month.



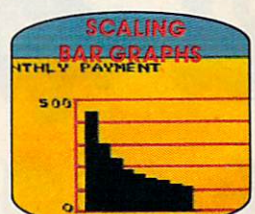
The beautiful princess is held captive by deadly dragons. Only a knight in shining armor can save her now!



Cut your energy costs by monitoring your phone, electric and gas bills.



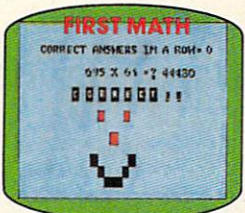
Computerize car maintenance to improve auto performance, economy and resale value.



Create multi-colored bar graphs with a surprisingly small amount of memory.




A time-saving organizer for coupons, receipts and more.



School-age and pre-school children are rewarded for right answers, corrected on their wrong ones.



A real brainflexer. Deflect random balls into targets on a constantly changing playfield.



A fun way to dramatically increase typing speed and accuracy.

Get up to 30 new programs and games for less than 15 cents each—every month in COMPUTE!

Every month, COMPUTE! readers enjoy up to 30 brand new, ready-to-run computer programs, even arcade quality games.

And when you subscribe to COMPUTE! at up to 40% off the newsstand price, you'll get them all for less than 15 cents each!

You'll find programs to help you conserve time, energy and money. Programs like Cash Flow Manager. Retirement Planner. Coupon Filer. Dynamic Bookkeeping.

You'll enjoy games like Air Defense, Boggler, Slalom and High Speed Mazer.

Your children will find learning fast and fun with First Math, Guess That Animal and Mystery Spell.

Looking for a challenge? You can write your own games. Customize BASIC programs. Even make beautiful computer music and pictures.

It's all in COMPUTE! All ready to type in and run on your Atari, Apple, Commodore, PET/CBM, TI 99/4A, Radio Shack Color Computer, IBM PC or IBM PCjr.

What's more, you get information-packed articles, product reviews, ideas and advice that add power and excitement to all your home computing.

And when it's time to shop for peripherals or hardware, check COMPUTE! first. Our product evaluations can save you money and costly mistakes. We'll even help you decide what to buy: Dot-matrix or daisy-wheel printer? Tape storage or disk drive? What about modems? Memory expansion kits? What's new in joysticks, paddles and track balls?—

SAVE UP TO 40% OFF THE NEWSSTAND PRICE ON COMPUTE!

SUBSCRIBE NOW AND SAVE UP TO 40% ON COMPUTE!

Yes! Start my subscription to COMPUTE! for:

- 1 year \$24—32% off!
- 2 years \$45—36% off!
- 3 years \$65—40% off!

Payment enclosed Bill me

Charge my Visa MasterCard Am.Ex.

Account No. _____ / _____
EXP. DATE

Name _____

Address _____

City _____ State _____ Zip _____


**CALL TOLL-FREE
1-800-334-0868**

COMPUTE! P.O. Box 914, Farmingdale, NY 11737

A Parser's Tale

How Adventure Games Work

Charles Brannon, Program Editor



We all know that so far computers are not truly intelligent. Like all machines, computers operate in a consistent, logical, and straightforward way. Unlike people, computers are unable to make arbitrary decisions. Everything is black and white. That's why so many programmers, bent by weeks of midnight programming, cry, "Do what I mean, not what I say!"

Computers make decisions much like your home thermostat. The thermostat does not know that it is too warm, and therefore it needs to turn on the air conditioner. Two dissimilar metals, bound together, twist as one metal expands farther than the other. The metal plates make contact with the air conditioner switch, and separate when they cool down, releasing the air conditioner. A computerized thermostat would be no more aware of its function than

the mechanical one. Machines operate in a predictable fashion.

Yet adventure games appear to be smart. In an adventure, you are playing in a specialized world, created by a programmer and administered by the computer. The descriptions paint a mental picture, and as you play you get the illusion that the adventure world is a complete, though tiny, universe. The computer seems to understand what you say, as long as you use the right vocabulary. You can open doors, light lamps, fight with trolls, converse with aliens, question criminals, dig for treasure, even ask for help. While you are playing an adventure, you can remain unaware that you are solving and rearranging a complex data base.

Adventure games, sometimes described as interactive fiction, have a basic story line, characters, and a setting. The setting may be a medieval dungeon, a distant planet (in a



galaxy far, far away), an alien spaceship, or even a modern shopping mall. You are usually the protagonist, but you are not there in person. Instead, you command your alter ego, who acts out your commands.

Your persona may be a sword-wielding treasure seeker, a detective, or an average, hapless urbanite. You control your character by giving it commands like GO WEST or EAT HOUSE. In fact, you are commanding the computer to carry out your actions. Some adventures let you be more detailed, as in OPEN THE MANILA ENVELOPE,

TAKE OUT THE LETTER, AND READ IT TO ME. In order to follow your orders, the computer must break the sentence into subcommands by checking for commas, periods, and conjunctions. Words like IT must be replaced with the most recent object. Adjectives and articles should be discarded. The sentence would become OPEN ENVELOPE/[REMOVE] LETTER/READ [LETTER].

Parsing

The process of breaking down and interpreting your command is called *parsing*. A parser rou-

tine within the program breaks each subcommand into an action verb (such as GO, OPEN, or READ) and an object (LETTER, HOUSE). The verb is then looked up in a dictionary of commands and replaced by a number. Most adventure games offer several synonyms.

EXAMINE and LOOK are assigned the same number.

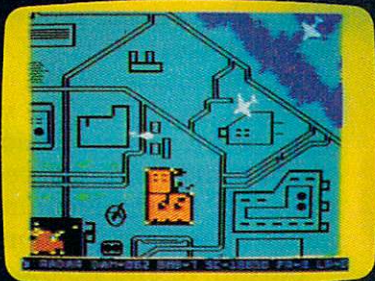
The number causes the computer to jump to a specific subprogram that handles that action.

The object of a sentence is also turned into a number. This is a little more difficult. For example, the adventure might describe a room with an "old brown bag on the table." The player might say OPEN BAG, or GET THE BROWN BAG, or even TAKE OLD SACK. But BROWN BAG, BAG, and OLD SACK are all reduced to the same number. The GET/TAKE/PICK UP routine then uses that number to handle the request. For example, EAT POISON and EAT TREE must be handled in very different ways.

The more advanced parsers have even more to deal with. If you entered SEE WHAT'S IN THE BAG, the adventure could break it down to SEE BAG. SEE is synonymous with EXAMINE. The EXAMINE routine checks its data base to see just what a BAG is, noting qualities such as the fact that a bag must be opened to see what's inside. You may then be told to open the bag first, or the adventure could assume that's what you've implied.

The Game Data Base

In a way, an adventure is an application like a disk operating system (DOS). In DOS, you use commands to manipulate files, for example, ERASE TEST. An adventure is no different, except you are manipulating the adventure's data base. An adventure data base consists of a map

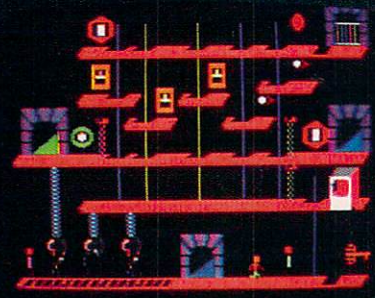


RAID ON BUNGELING BAY

When you shopped for a computer, you wanted one with a lot of intelligence. This game may lead you to regret that choice, as your friendly little computer becomes the brains behind the most fantastic enemy you will ever face: The War Machine.

A monstrous artificial intelligence directs an endless army of self-replicating robot weapons and a complex of factories hidden on six heavily defended islands. Even as you strike at one island, robots beyond your field of vision continue to multiply...to repair the damage you've done...to attack and destroy.

Before all of Humankind is crushed beneath the Bungeling Empire's iron heel, one faint hope remains: you in your aircraft.



THE CASTLES OF DOCTOR CREEP

Ever dream that you were locked in a haunted castle, wandering blindly through darkened corridors, never knowing what ghastly demons await you? Then you'll feel right at home in *The Castles of Doctor Creep*.

It's a maddening maze of 13 separate castles, more than 200 rooms in all. Sinister surprises await you behind every door: mummies and monsters, forcefields and death rays, trap doors and dead—very dead—ends. Remember where you've been and watch where you're going...there's got to be a way out *somewhere!*

Better hurry, or you'll wind up playing a rather unpleasant role in one of Doctor Creep's experiments.




SPELUNKER

Who knows what fabulous treasures—and unspeakable dangers—await you in the world's deepest cave? This is one game you can really get into...and into...and into.

Wander through miles of uncharted passageways, swinging on ropes and ladders, tumbling over subterranean falls and plunging to the very depths of the earth on an abandoned mine railroad. Deadly steam vents and boiling lava pits threaten you at every turn. Chattering bats and the Spirits of dead Spelunkers beg you to join them, permanently.

Let's face it: you're in deep, deep trouble.



WHISTLER'S BROTHER

You're the star of a full-fledged arcade adventure—and the big question is whether it'll turn out to be a comedy or a tragedy. That's because your co-star and beloved brother, Archaeologist Fenton Q. Fogbank, is rather absent-minded and extremely accident-prone.

As you search for priceless treasures in steaming tropical jungles, ancient cliff villages, musty old tombs and glittering crystal caverns, you control both your character and your brother. The only way to keep him on track and out of trouble is to whistle and pray that he follows you to safety.

Poison arrows, runaway boulders, fearsome frogs and mysterious mummies are only a few of the hazards that'll make you wish you weren't your brother's keeper.








STEALTH

You're all alone on a strange and forbidding planet. On the distant horizon, looming thousands of meters above the blasted landscape, lies your destination: The Dark Tower, home of the mysterious Council of Nine, cruel overlords of a conquered world.


You must maneuver your Stealth Starfighter through an unending assault by the Council's automated arsenal—jets and heat-seeking missiles, photon tanks and anti-aircraft batteries, vaporizing volcanoes and deadly energy fields. Outgunned and outmanned, you must press ever onward, with only your stealth to rely on.

You must reach the Tower. You must destroy it. There's no turning back.



NO MERCY

FOR COMMODORE.



CHAMPIONSHIP LODERUNNER

It has come to our attention that some of you out there think you're pretty good at *Lode Runner*, 1983's best computer game. For those foolhardy few, we offer a challenge of a higher order: *Championship Lode Runner*.

With fifty fiendish Treasury Chambers: more intricate, more elaborate, more insidious than anything you've seen before. You'll need lots of skill, lots of smarts, and every ounce of your lode-running experience to have any hope at all of survival.

And if you haven't yet paid your dues on the original *Lode Runner*, don't even think of attempting this championship round.

Broderbund™

which describes how rooms or locales are linked together, objects such as treasure, and the status of various objects and situations.

You may be right next to another room, but unless the map allows direct movement to

off, which temporarily affects the room description, lighting up a dark room. Some objects are incomplete in themselves, and must be assembled with other objects. For example, you could separately collect a bottle, some string, and some cooking

can't fight with it. Unless you have a lamp, you cannot see within a dark room. The computer does not decide these things as a person would. It just understands statements like:

```
IF OBJECT=10 THEN PRINT  
"YOU CANNOT SEE HERE."
```

Anticipated Actions

The most difficult part of designing an adventure is not creating the basic plot and world, but in anticipating the actions the player might take. Again, there is nothing open-ended in an adventure. Every possible action you may try has to have been predicted and programmed for. Some players become frustrated by the illusion, and don't understand why they can't get the computer to do what they want. Certain synonyms just aren't in the adventure dictionary. You may be faced with a locked door, but without a key. "But, aha!" you say, "I have a crowbar that worked on another door." You try the crowbar, and it doesn't work. The programmer either forgot about the crowbar, or never intended it to be that easy.

It can be disturbing when you penetrate the illusion and realize you are the one being programmed. The adventure may have many solutions, but you are just trying to figure out one of the predetermined actions planned for you. No action you take could be described as creative or innovative, since the programmer already knew that you would try it. An adventure tries to make you feel that you are participating and affecting the outcome of the adventure, but you are really just solving a complex puzzle or maze. If you realize this, the frustration may disappear, and you can concentrate on cracking the programmer's schemes. You aren't really playing against the computer, but trying to unravel a cleverly contrived mystery. ©

"It can be disturbing when you penetrate the illusion and realize you are the one being programmed."

it (through a door, window, or transporter beam), you have to take another route. A room description includes legal exits and where the exits lead to, what objects the room contains, and room status, such as whether it's dark or lit. When you remove an object from a room, the room "forgets" that object. When you drop an object, the object is added to the room's description. Your player's status also has to be updated when you pick up an object, lose an object, gain powers, or get hurt. Some realtime adventures (where the clock keeps ticking and action keeps happening while you are deciding what to do) even take into account player fatigue. Your alter ego must sleep to regain energy.

Objects must be monitored. A lamp has a certain fuel supply, which is used up over time. The lamp can be either on or

oil. If it occurred to you to MAKE LAMP, the three items would become a crude lamp. A new object has been created, replacing the three separate ones. Don't think that you can make anything you want, though. Unless the programmer planned ahead to specifically allow you to create a lamp, you couldn't assemble one, even if you had all the necessary parts.

There are also variables for global status, such as the time of day. In a space adventure, there may be a status for the entire ship, like fuel and shields remaining. In more complex adventures, other people are like independent objects, with their own characteristics and descriptions. All these qualities, though, are numbers, and these numbers let a computer make arbitrary decisions. You can't GO NORTH if there is no north exit. If you have no sword, you

ADULT FUN!

COMPUTRIVIA™



COMPUTRIVIA WILL CHALLENGE THE FRIENDS YOU CARE TO ENTERTAIN

6 players or teams can play in a comfortable, party atmosphere. NO CROWDING THE KEYBOARD . . . sit back and enjoy!

QUESTIONS, HINTS AND ANSWERS FROM 8 GREAT CATEGORIES

Over 1300 contemporary non-repeating questions about interesting people, places and events. Time running out? Need a hint? No problem . . . Want your favorite category? Choose it . . . if you can.

A PERSONABLE GAME WITH PLENTY UP ITS SLEEVE

Computrivia knows your name, watches your score, provokes and jokes as you play. With spontaneity and wit, it tells you who's ahead and who to watch out for!! Bonus situations too!!

ALL AT THE PUSH OF A SINGLE BUTTON

For questions, hints, answers and scores. NO MORE KEYBOARD BLUES!


'FUNFORMATION'

Facts to discover. Fun you'll enjoy.

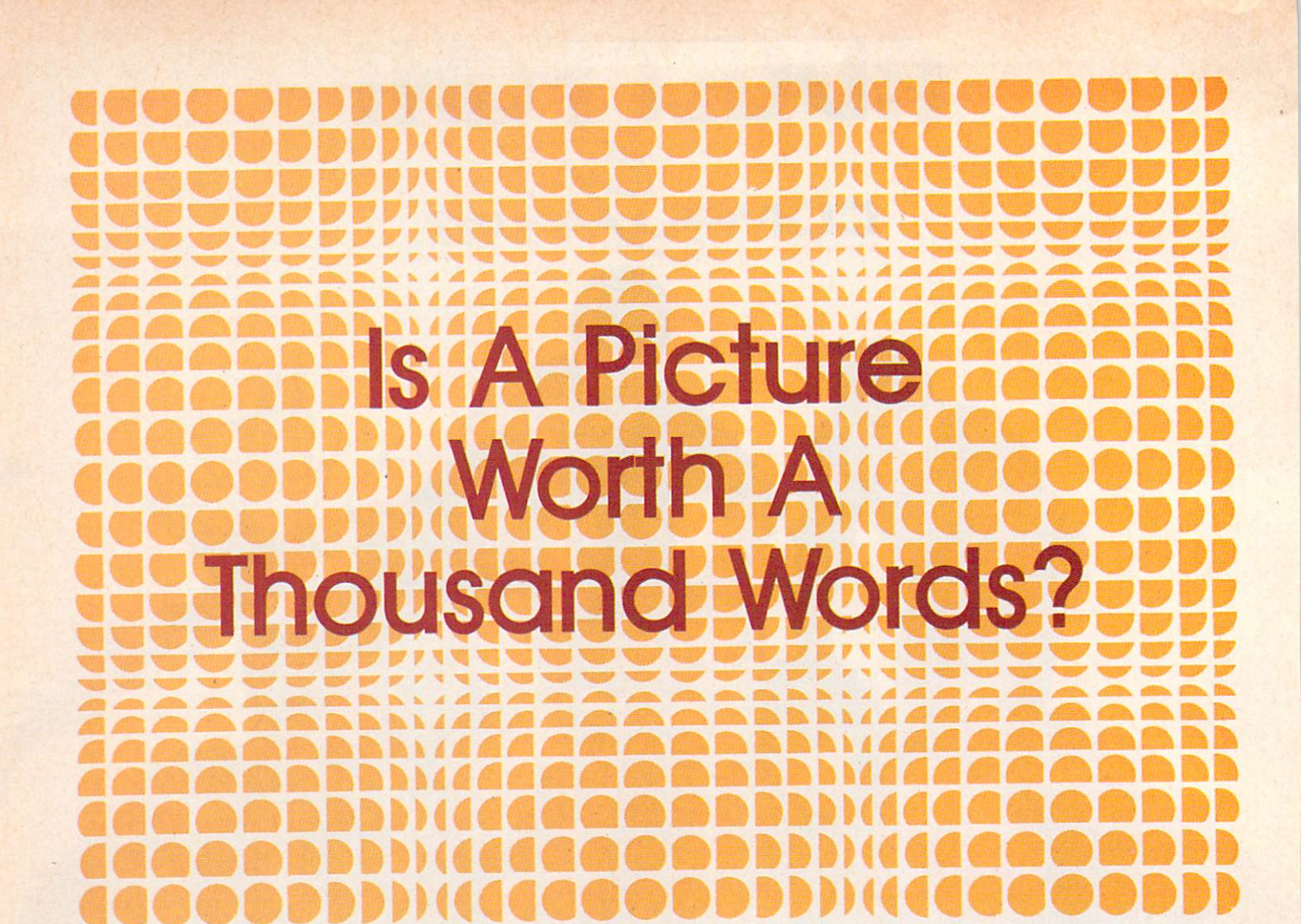
COMPUTRIVIA™

by

EXTEK computer aided products Inc.
The FUNFORMATION People
P.O. Box 305, Oakville, Ontario



For the Apple II & Iic, Commodore-64, IBM-PC, PCjr. and their respective compatibles, see your dealer or contact Extek computer aided products Inc.
Apple is a Registered Trademark of Apple Computer, Inc. Commodore-64 is a Registered Trademark of Commodore Electronics Ltd.
IBM is a Registered Trademark of International Business Machines Corp. COMPUTRIVIA is a Trademark of Extek Computer Aided Products Inc.



Is A Picture Worth A Thousand Words?

Selby Bateman, Features Editor

A debate is raging between proponents of traditional, text-based computer adventure games and the new graphics adventure games. Welcome to the ultimate adventure: A titanic struggle is underway for your attention and your money. At stake, the fate of major software companies and the careers of computer programmers. What will you choose: Text or Graphics?

A killer stalks Hampstead Manor. You are confronted in the Troll Room; your sword glows with a strange light. The people of Sosaria look to you to save them once again. The half-light of a dank dungeon corridor stretches before you. King Edward of Daventry lies dying; you are the last hope in all the land.

What adventurer worth his steel could turn away from such challenges? Thousands of computer owners have already an-

swered the call in scenarios like the ones above. And if you haven't yet ventured forth on any of these quests, the chances are good that you will sometime in the future.

The scenes described represent a wide range of popular adventure games: *Ripper* (Microcomputer Games, division of Avalon Hill), an all-text adventure in which you track the infamous Jack the Ripper; *ZORK I: The Great Underground Empire* (Infocom), the first installment

in an immensely popular all-text series; *Exodus: Ultima III* (Origin Systems), a highly successful role-playing, graphics-and-text adventure series; *Wizardry: Proving Grounds of the Mad Overlord* (Sir-Tech), one of the most complex and popular text-and-minimal-graphics, fantasy role-playing games ever made; and *King's Quest* (Sierra), a breakthrough in graphics-oriented adventure games.

These are but a few examples of what has become a

A Real Music Keyboard for Just \$99.00!

(Price Includes a Complete Music Software Package Featuring Four-Color Graphics, Recording and Playback!)

Tap the full power of your Commodore 64's® built-in musical instrument with the new MusicMate™ keyboard from Sequential.

The MusicMate keyboard is a fully functional, quality music tool with full-size keys that lets you play your music live and record it. And it's polyphonic so you can play 3 notes at a time. Best of all, the MusicMate gives you this creative flexibility at a very affordable price!

Playing music on a typewriter keyboard or a plastic overlay of miniature-size keys limits your music. We know. We're the largest American manufacturer of professional synthesizers. Our Prophet keyboards are used by your favorite artists on stage and in the studio. We've put our extensive experience in making quality musical instruments into every MusicMate keyboard.

The MusicMate comes with the Model 970 software diskette package that lets you select many different instrument sounds and record and playback up to 10 continuous minutes of your music.

Unlike other remote keyboards, ours doesn't tie up any of your expansion slots. Just plug your MusicMate into your Commodore's joystick port.

Add any one of our exciting software packages to extend the MusicMate's capabilities. They're just \$39.95 each.

SONG BUILDER (Model 971)

Build your own songs by overdubbing up to 3 layers of notes (each with its own instrument sound!). Or record 1-2 layers of notes and play the third layer *live*. Also, change the key and speed of your music.

SONG EDITOR (Model 972)

See the songs you write with the SONG BUILDER displayed on a four-color Grand Staff on your monitor. And conveniently edit your songs.

SONG PRINTER (Model 973)

The SONG PRINTER prints out your songs in standard music notation.

SOUND MAKER (Model 974)

View a full color graphic display that looks like the front panel of a professional synthesizer to program the shape, volume and tone of your own personal sounds.

Express the music in yourself and your family. Order your MusicMate direct from Sequential *now!*

If you're not completely satisfied with the MusicMate keyboard, just return it within 10 days of receipt to Sequential for a full refund.

We Listen to Musicians.

SEQUENTIAL

For a complete Sequential catalog including decals, send \$2.00 to: Sequential, Inc., 3051 North First Street, San Jose, CA 95134.



Commodore 64 is a registered trademark of Commodore, Inc.
 *MusicMate is a trademark of Sequential
 © 1984, Sequential


Yes, I want to play my own songs on the MusicMate!		Quantity	Price
Name (Please Print) _____		MusicMate(s)	@ \$99.00
Street _____		SONG BUILDER	@ \$39.95
City/State _____ Zip _____		SONG EDITOR	@ \$39.95
Check or <input type="checkbox"/> Money Order <input type="checkbox"/> Visa <input type="checkbox"/> MasterCard <input type="checkbox"/> American Express		SONG PRINTER	@ \$39.95
Card # _____		SOUND MAKER	@ \$39.95
Expiration Date _____		Shipping and Handling \$4.00	
Signature _____		State Sales Tax*	
		TOTAL PRICE _____	

*Ca. residents, please add 6% sales tax. S.C. residents, please add 5% sales tax.
 Satisfaction guaranteed or your money back!

Mail order form to: Sequential Inc., Dept. MM, 3051 North First Street, San Jose, CA 95134

TURBO CHARGE Y

Fuel your ideas and maximize your machine's



1. Animation, Games & Sound for the Commodore 64, Tony Fabbri. \$17.95
2. BASIC Is Child's Play: Commodore 64 Edition, Robert Grauer, Judy Gordon, & Marsha Schemel. \$16.95
3. BASIC Fun for the Commodore 64 Beginner, Art Denzau, Kent Forrest & Robert Parks. \$19.95 (book & disk)
4. How to Write Picture Programs for the Commodore 64, Robert Traister. \$11.95
5. 25 Advanced Games for the Commodore 64, Larry Hatch. \$11.95

BOOKWARE™ is a trademark of Prentice-Hall, Inc. Prices are subject to change.

Prentice-Hall Bookware™ is available at your local pitstop.

- | | | | | | | | |
|---------------------------------------------------------------------------------------------------------------------------------------------------------------------------------------------------------------|---------------------------------------------------------------------------------------------------------------------------------------------------------------------------------------------------------------------------------------------------------------------------------------------------------------------------------------------------------------------------------------------------------------------------------------------------------------------------------------------------------------------------------------------------------------------------------------------------------------------------------------------------------------------------------------------------------------------------------------------------------------------------------------------------------------------------------------------------------------------------------------------------------------------------------------------------------------------------------------------------------------------------------------------------------------------------------------------------|---------------------------------------------------------------------------------------------------------------------------------------------------------------------------------------------------------------------------------------------------------------------------------------------------------------------------------------------------------------------------------------------------------------------------------------------------------------------------------------------------------------------------------------------------------------------------------------------------------------------------------------------------------------------------------------------------------------------------------------------------------------------------------------------------------------------------------------------------------------------------------------------------------------------------------------------------------------------------------------------------------------------------------------------------------------------------------------------------------------|------------------------------------------------------------------------------------------------------------------------------------------------------------------------------------------------------------------------------------------------------------------------------------------------------------------------------------------------------------------------------------------------------------------------------------------------------------------------------------------------------------------------------------------------------------------------------------------------------------------------------------------------------------------------------------------------------------------------------------------------------------------------------------------------------------------------------------------------------------------------------------------------|------------------------------------------------------------------------------------------------------------------------------------------------------------------------------------------------------------------------------------------------------------------------------------------------------------------------------------------------------------------------------------------------------------------------------------------------------------------------------------------------------------------------------------------------------------------------------------------------------------------------------------------------------------------------------------------------------------------------------------------------------------------------------------------------------------------------------------------------------------------------------------------------------------------------------------------------------------------------------------------------------------------|---------------------------------------------------------------------------------------------------------------------------------------------------------------------------------------------------------------------------------------------------------------------------------------------------------------------------------------------------------------------------------------------------------------------------------------------------------------------------------------------------------------------------------------------------------------------------------------------------------------------------------------------------------------------------------------------------------------------------------------------------------------------------------------------------------------------------------------------------------------------------------------------------------------------------------------------------------------------------------------------------------------------------------------------|--------------------------------------------------------------------------------------------------------------------------------------------------------------------------------------------------------------------------------------------------------------------------------------------------------------------------------------------------------------------------------------------------------------------------------------------------------------------------------------------------------------------------------------------------------------------------------------------------------------------------------------------------------------------------------------------------------------------------------------------------------------------------------------------------------------------------------------------------------------------------------------------------------------------------------------------------------------------------------------------------------------------------------------------------|-----------------------------------------------------------------------------------------------------------------------------------------------------------------------------------------------------------------------------------------------------------------------------------------------------------------------------------------------------------------------------------------------------------------------------------------------------------------------------------------------------------------------------------------------------------------------------------------------------------------------------------------------------------------------------------------------------------------------------------------------------------------------------------------------------------------------------------------------------------------------------------------|
| <p>ALABAMA
University Supply Store
(Drawer E) Ferguson Ctr.
University/(205) 348-6168</p> <p>University Bookstore
Univ. of Alabama in
Birmingham
Birmingham/(205) 934-4686</p> | <p>CALIFORNIA
Kepler's Books & Magazines
821 El Camino Real
Menlo Park/(415) 324-4321</p> <p>Ontario Newsstand
215 N. Euclid
Ontario/(714) 984-0714</p> <p>Opamp Technical Books
1033 N. Sycamore Ave
Los Angeles/(213) 444-4322</p> <p>Pomona Newsstand
638 E. Holt
Pomona/(714) 629-9400</p> <p>Printer's Inc.
310 California
Palo Alto/(415) 327-6500</p> <p>Rancho Cucamonga
Newsstand
9621 Foothill
Rancho Cucamonga/
(714) 989-8288</p> <p>Sierra Bookshop
1068 Emerald Bay Rd
S. Lake Tahoe/
(916) 541-6464</p> <p>Software Centre
International
1537 Howe Ave
Sacramento/(916) 925-3337</p> <p>Software Spot
10977 Santa Monica Blvd
Los Angeles/(213) 477-7561</p> <p>Stacey's
581 Market St.
San Francisco/
(415) 421-4687</p> <p>Stacey's
219 University Ave
Palo Alto/(415) 326-0681</p> <p>Technical Book Co.
2056 Westwood Blvd.
Los Angeles/(213) 475-5711</p> <p>Technical Book Co.
2056 Westwood Blvd.
Los Angeles/(213) 879-9411</p> | <p>CALIFORNIA
Tower Books #28
630 San Antonio
Mountain View/
(415) 941-7300</p> <p>Tower Books
1600 Broadway
Sacramento/(916) 444-6688</p> <p>Upland Newsstand
1242 W. Foothill
Upland/(714) 985-5517</p> <p>COLORADO
Microworld Electronix, Inc.
3333 S. Wacsworth
Lakewood/(303) 987-9531</p> <p>Hapco
1646 Pearl St.
Boulder/(303) 447-0441</p> <p>CONNECTICUT
Barnes & Noble d/b/a/
Univ. of Bridgeport
Univ. Square
280 Atlantic St
Bridgeport/(203) 579-0387</p> <p>Eastern Computer Video
1207 Meriden-Waterbury Rd
Milldale/(203) 621-8343</p> <p>Lauriat's L-190
Stamford Town Center
100 Greyrock Place
Stamford/(203) 348-2496</p> <p>Northwinton Mall Bkfst.
42 Town St.
Norwich/(203) 889-1819</p> <p>Paperback Booksmith
New London Mall, Rt. 1
New London/(203) 442-1780</p> <p>Software City
Orange-Danbury-Stamford
185 Boston Post Rd.
Orange/(203) 799-2119</p> <p>Univ. of Conn. Coop
81 Fairfield Rd.
Storrs/(203) 486-3537</p> | <p>DISTRICT OF COLUMBIA
Sidney Kramer Books
1722 H. St. NW
Washington/(202) 298-8010</p> <p>FLORIDA
Allstate Business Ctrs.
9559 S. Dixie Hwy.
Miami/(305) 665-1013</p> <p>Delray Mall Bkstr.
1660 S. Federal Hwy.
Delray Beach/(305) 272-6666</p> <p>Great American Book Co.
4356 Okeechobee Blvd.
W. Palm Beach/
(305) 689-0111</p> <p>Paperback Booksmith
Sarasota Square Mall
8201 S. Tamiami Tr.
Sarasota/(813) 922-5000</p> <p>Software, Software
382 N. Federal Hwy.
Boca Raton/(305) 391-7223</p> <p>Sunshine Software
956 N. E. 62nd St.
Fort Lauderdale/
(305) 493-5047</p> <p>GEORGIA
Oxford Bookstore
2345 Peachtree Rd. N. E.
Atlanta/(404) 262-3332</p> <p>Software Atlanta, Ltd.
Northlake Triangle
2244 Henderson Mill Rd.
Atlanta/(404) 934-0924</p> | <p>ILLINOIS
The Alamo II
319 North Street
Normal/(309) 452-7406</p> <p>The Book Market
Country Fair Shp'g Ctr.
Champaign/(217) 352-7213</p> <p>The Book Market
Village Mall Shp'g Ctr.
2917 N. Vermilion
Danville/(217) 442-2708</p> <p>The Book Market
200 Northwoods Mall
4501 War Memorial Dr.
Peoria/(309) 688-2436</p> <p>The Book Market
Market Place Mall (B-1)
2000 N. Neil St.
Champaign/(217) 356-7062</p> <p>Book World
North Towne Shp'g Ctr.
3600 N. Main St.
Rockford/
(815) 654-7555/(815) 226-9055</p> <p>Chicago Circle Ctr. Bkst
750 S. Halsted
Chicago/(312) 996-2651</p> <p>DePaul Univ. Bkstr.
25 E. Jackson Blvd.
Chicago/(312) 341-8313</p> <p>Digital World
711 Army Trail Road
Addison/(312) 628-9222</p> <p>The Follett Student
Center Bookstore
100 N. Univ.
Normal/(309) 438-2581</p> <p>Kroch's & Brentano's
29 S. Wabash
Chicago/(312) 332-7500</p> | <p>ILLINOIS
Software Plus
731 W. Dundee
Normal/(309) 520-1717/
(312) 520-1780</p> <p>Student Center Bkstr.
Northern Illinois Univ.
DeKalb/(815) 753-1081</p> <p>Video, Etc.
465 Lake Cook Road
Deerfield/(312) 498-9669</p> <p>INDIANA
AVC Computer Ctr.
2115 E. 62nd St.
Indianapolis/(317) 251-2209</p> <p>Ball State Bookstore
2001 Coliseum Ave
Muncie/(317) 285-8080</p> <p>Book World
Univ. Park Mall
Mishawaka/(219) 277-5700</p> <p>Card & Book Carousel
Pierre Moran Mall
Elkhart/(219) 294-2124</p> <p>City News & Bkstr.
519 South Main St.
Elkhart/(219) 293-2521</p> <p>Computer Connection
1206 Meridian Plaza
Anderson/(317) 643-2662</p> <p>Follett's Ft. Wayne
Bookstore
2101 Coliseum Blvd. E.
Ft. Wayne/(219) 483-6100</p> <p>Follett's Purdue Bkst.
1400 W. State St.
Topeka/(913) 743-9642</p> <p>Indiana University Bkstr
Indiana Memorial Univ.
Bloomington/(812) 335-8487</p> | <p>INDIANA
Hall of Cards & Books
#2332 (Bruggners)
2332 Miracle Lane
Mishawaka/(219) 259-5253</p> <p>Hall of Cards & Books
#4069 Marquette Mall
4069 S. Franklin St.
Michigan City/(219) 879-0177</p> <p>Hall of Cards & Books
#52565 N. Village Mall
52565 US 31 N.
South Bend/(219) 277-1282</p> <p>Paper Tiger, Inc.
679 N. Green River Rd.
Evansville/(812) 477-6851</p> <p>Readmore
112 N. Buffalo
Warsaw/(219) 267-5662</p> <p>Readmore
901 Promenade
Richmond/(317) 962-0212</p> <p>Von's Computers
311 West State St.
West Lafayette/
(317) 743-4041</p> <p>University Bookstore
Univ. of Evansville
Evansville/(812) 479-2678</p> <p>IOWA
Information Unlimited
2380 Cumberland Sq.
Bettendorf/(319) 359-7593</p> <p>KANSAS
Town Crier of Topeka
Bookstore
3680 Topeka Blvd.
Topeka/(913) 266-3635</p> <p>K-State Union Bkstr.
Kansas State Univ.
Manhattan/(913) 532-6583</p> | <p>KENTUCKY
Lingle's
153 Patchen Village
Lexington/(606) 269-4611</p> <p>Little Professor Book
127 S. Lawrenceburg Rd.
Frankfort/(506) 223-2411</p> <p>Prescott Books
1741 Monmouth St.
Newport/(606) 251-5808</p> <p>Readmore
Kentucky Oak Mall
Highway 60
Paducah/(502) 442-1372</p> <p>LOUISIANA
Univ. New Orleans Bkstr.
Lakefront Dr.—Univ. Ctr.
New Orleans/(504) 286-6922</p> <p>MAINE
Bookland South Portland
Mall Plaza
S. Portland/(207) 773-4238</p> <p>MASSACHUSETTS
Berkshire Book Shop #107
American Legion Dr.
North Adams/(413) 664-4900</p> <p>Bookends
North Shore Shp'g Ctr.
Peabody/(617) 531-9131</p> <p>Booksmith
Mall at Chestnut Hill
Newton/(617) 244-6036</p> <p>Boston Univ. Bkstr.
660 Beacon St.
Boston/(617) 267-8484</p> |
|---------------------------------------------------------------------------------------------------------------------------------------------------------------------------------------------------------------|---------------------------------------------------------------------------------------------------------------------------------------------------------------------------------------------------------------------------------------------------------------------------------------------------------------------------------------------------------------------------------------------------------------------------------------------------------------------------------------------------------------------------------------------------------------------------------------------------------------------------------------------------------------------------------------------------------------------------------------------------------------------------------------------------------------------------------------------------------------------------------------------------------------------------------------------------------------------------------------------------------------------------------------------------------------------------------------------------|---------------------------------------------------------------------------------------------------------------------------------------------------------------------------------------------------------------------------------------------------------------------------------------------------------------------------------------------------------------------------------------------------------------------------------------------------------------------------------------------------------------------------------------------------------------------------------------------------------------------------------------------------------------------------------------------------------------------------------------------------------------------------------------------------------------------------------------------------------------------------------------------------------------------------------------------------------------------------------------------------------------------------------------------------------------------------------------------------------------|------------------------------------------------------------------------------------------------------------------------------------------------------------------------------------------------------------------------------------------------------------------------------------------------------------------------------------------------------------------------------------------------------------------------------------------------------------------------------------------------------------------------------------------------------------------------------------------------------------------------------------------------------------------------------------------------------------------------------------------------------------------------------------------------------------------------------------------------------------------------------------------------|------------------------------------------------------------------------------------------------------------------------------------------------------------------------------------------------------------------------------------------------------------------------------------------------------------------------------------------------------------------------------------------------------------------------------------------------------------------------------------------------------------------------------------------------------------------------------------------------------------------------------------------------------------------------------------------------------------------------------------------------------------------------------------------------------------------------------------------------------------------------------------------------------------------------------------------------------------------------------------------------------------------|---------------------------------------------------------------------------------------------------------------------------------------------------------------------------------------------------------------------------------------------------------------------------------------------------------------------------------------------------------------------------------------------------------------------------------------------------------------------------------------------------------------------------------------------------------------------------------------------------------------------------------------------------------------------------------------------------------------------------------------------------------------------------------------------------------------------------------------------------------------------------------------------------------------------------------------------------------------------------------------------------------------------------------------------|--------------------------------------------------------------------------------------------------------------------------------------------------------------------------------------------------------------------------------------------------------------------------------------------------------------------------------------------------------------------------------------------------------------------------------------------------------------------------------------------------------------------------------------------------------------------------------------------------------------------------------------------------------------------------------------------------------------------------------------------------------------------------------------------------------------------------------------------------------------------------------------------------------------------------------------------------------------------------------------------------------------------------------------------------|-----------------------------------------------------------------------------------------------------------------------------------------------------------------------------------------------------------------------------------------------------------------------------------------------------------------------------------------------------------------------------------------------------------------------------------------------------------------------------------------------------------------------------------------------------------------------------------------------------------------------------------------------------------------------------------------------------------------------------------------------------------------------------------------------------------------------------------------------------------------------------------------|

Prentice-Hall, Inc.

OUR COMMODORE

capabilities with Prentice-Hall BOOKWARE™.

6. Assembly Language Programming for the Commodore 64, Marvin Dejong. \$17.95
7. Commodore 64 Data Files, David Miller. \$14.95
8. Exploring Character Graphics on Your Commodore 64, MICRO Magazine. \$19.95 (book & disk)
9. Ken Uston's Illustrated Guide to the Commodore 64, Ken Uston. \$12.95
10. Machine Language for the Commodore 64 & Other Commodore Computers, Jim Butterfield. \$15.95

6. Assembly Language Programming for the Commodore 64, Marvin Dejong. \$17.95
7. Commodore 64 Data Files, David Miller. \$14.95
8. Exploring Character Graphics on Your Commodore 64, MICRO Magazine. \$19.95 (book & disk)
9. Ken Uston's Illustrated Guide to the Commodore 64, Ken Uston. \$12.95
10. Machine Language for the Commodore 64 & Other Commodore Computers, Jim Butterfield. \$15.95

BOOKWARE™ is a trademark of Prentice-Hall, Inc. Prices are subject to change.

Prentice-Hall Bookware™ is available at your local pitstop.

<p>MASSACHUSETTS Computer Knowledge Store 48 Chelmsford St. Chelmsford/(617) 250-0078</p> <p>Dartmouth Bookstore 33 S. Main St. Hanover/(603) 643-3616</p> <p>Either/or Bookstore 122 North St. Pittsfield/(413) 499-1705</p> <p>Lauriat's L-10 90 Franklin St. Boston/(617) 482-2850</p> <p>Lauriat's L-40 So. Shore Plaza Granite St. Braintree/(617) 848-5788</p> <p>Lauriat's L-50 Burlington Mall— Middlesex Tpk Burlington/(617) 272-7806</p> <p>Lauriat's L-221 c/o Chadwick-Miller Box 515-10 Pequot Way Canton</p> <p>Microcon Software Ctr. 100 Mishawam Rd. Woburn/(617) 938-1234</p> <p>New England Mobile Book Fair 12-84 Needham St. Newton Highlands/ 617) 527-5817</p> <p>Nichols Pharmacy & Electronics 274 Waconan St. Pittsfield/(413) 443-2568</p>	<p>MASSACHUSETTS Paperback Booksmith 22634 Woodward Chelmsford/(617) 256-3514</p> <p>Software Center International 1000 Mass. Ave Cambridge/(617) 497-9128</p> <p>Software, Etc. 356 Memorial Ave. West Springfield/ (413) 734-8377</p> <p>MICHIGAN Book Worm Eastbrook Mall Grand Rapids</p> <p>Community Newscenters Ann Arbor</p> <p>Community Newscenters Lansing</p> <p>The Dean's Book Center 234 Huron Port Huron/(313) 982-8686</p> <p>Little Book Center Plymouth</p> <p>Metro News Center 6608 Telegraph Birmingham/(313) 851-7121</p> <p>Michigan State Univ. MSU Bookstore East Lansing/(517) 355-3454</p> <p>Micro Station, Inc. 24484 West 10 Mile Southfield/(313) 358-5820</p> <p>Micro-World Computer Ctr 15084 Middlebelt Livonia/(313) 427-0100</p>	<p>MICHIGAN Paperbacks Unlimited 22634 Woodward Ferndale/(313) 546-3282</p> <p>Paramount Newscenters Lansing</p> <p>Read/More Bookstore Battle Creek</p> <p>Software Station Orchard Mall West Bloomfield/ (313) 851-0580</p> <p>Student Book Exchange Mt. Pleasant</p> <p>University Bookcenter Oakland University Rochester/(313) 377-2404</p> <p>Ye Book Nooke Muskegon</p> <p>West Side Radio & TV 7521 Wyoming Dearborn/(313) WE3-6972</p> <p>MISSOURI Software Centre International 12035 Dorsett Rd. St. Louis/(314) 739-8989</p> <p>Software To Go 7607 Forsythe St. Louis/(314) 727-3420</p> <p>West Port Booksellers 311 West Port Plaza St. Louis/(314) 434-6499</p> <p>NEVADA Computer House 155 Glendale Ave N-14 Sparks/(702) 356-7216</p>	<p>NEW HAMPSHIRE Book Barr Royal Ridge Mall Nashua/(603) 888-7619</p> <p>Bookwrights 1001 Elm St. Manchester/(603) 669-4915</p> <p>Gibsons Bookstore Capitol S/C Concord/(603) 224-0562</p> <p>Lauriat's L-210 Fox Run Mall Newington/(603) 431-1918</p> <p>NEW MEXICO Newsland 2112 Central S.E. Albuquerque/(505) 242-0694</p> <p>NEW YORK Barnes & Noble Bookstore 105 Fifth Ave. New York/(212) 675-5500</p> <p>Barnes & Noble Bookstore 1400 Washington Ave. Albany/(518) 457-7510</p> <p>Cam-Bo-Rec Kingston Shopping Plaza Kingston/(914) 331-0500</p> <p>Center Bookstore Olean Center Mall Olean/(716) 373-0007</p> <p>Discount Book Center 1440 Central Ave. Colonie/(518) 482-3300</p> <p>The Micro Center Inc. 313 Boulevard Mall Amherst/(716) 833-0908</p> <p>N.Y.U. Book Center 18 Washington Place New York/(212) 598-2259</p> <p>Software City 2848 Erie Blvd. East Syracuse/(315) 445-2577</p>	<p>NORTH CAROLINA Bulls Head Bookshop UNC Student Stores Chapel Hill/(919) 562-5060</p> <p>Computer & Software Outlet 201 Miller St. Suite 4 Winston-Salem/ (919) 724-3764</p> <p>The Computer Store 1023 S. Main St. Laurinburg/(919) 276-4424</p> <p>Ward Computers & Games Cloverleaf Plaza Concord/(704) 876-8815</p> <p>OHIO Abacus Computer Store 225 E. 6th St. Cincinnati/(513) 421-5900</p> <p>Basic Computer Systems 962 Great East Plaza Niles/(216) 652-0056</p> <p>Books & Co. 316A Stroop Rd. Dayton/(513) 298-6540</p> <p>Fairborn Home Computer 101 N. Broad St. Fairborn/(513) 879-7402</p> <p>Fine Print Xenia</p> <p>Howard's Office Supplies 2699 Scioto Pkwy Columbus/(614) 876-8080</p> <p>The Inside Story 8535 Tanglewood Mall Chagrin Falls/(216) 543-8168</p> <p>MicroCenter Lane Ave Shopp'g Ctr Columbus/(614) 481-8041</p> <p>The Program Store 829 Bethel Rd. Columbus/(614) 457-1153</p>	<p>OHIO Read Mor 1131 W. Fifth Ave Columbus/(614) 294-7526</p> <p>Roth Office Equip. Co. 108 N. Jefferson St. Dayton/(513) 228-6175</p> <p>Quality Computer Applications 338 North Erie Toledo/(419) 242-4000</p> <p>Software Centre International 4037 Hills & Dale Rd NW Canton/(216) 492-9163</p> <p>The Univ. Toledo Bkstr. 2801 W. Bancroft St. Toledo/(419) 537-2516</p> <p>Wilkie News Cnr. 4th & Ludlow Dayton/(513) 223-2845</p> <p>OKLAHOMA Computer Software Ctr. 7832 S. Western Oklahoma City/ (405) 632-6007</p> <p>PENNSYLVANIA Basic Computer Systems 2473 E. State St Hermitage/(412) 342-5505</p> <p>DeBug Bytes Computers 662 Philadelphia St. Indiana/(412) 349-7290</p> <p>Pittsburgh Computer Store 47 Clarion Blvd. Pittsburgh/(412) 656-8220</p>	<p>RHODE ISLAND Bookland, Inc. 246 Midland Mall Warwick/(401) 828-6983</p> <p>College Hill 252 Thayer St. Providence/(401) 751-6404</p> <p>TENNESSEE Readmore Book & Card Northgate Mall Tullahoma/(615) 455-6672</p> <p>Stewart Software 4646 Poplar Ave Memphis/(901) 767-8914</p> <p>Univ. Book & Supply Univ. of Tennessee University Ctr. Knoxville/(615) 974-1054</p> <p>The University Store Memphis State Univ. Memphis/(901) 454-2011</p> <p>TEXAS Bookstop 1-10 & Huebner Rd. San Antonio/(512) 697-0588</p> <p>Computers & More 1002 Sunset Mall San Angelo/(915) 942-6606</p> <p>Computers & More 3366 North First Arlene/(915) 677-7889</p> <p>The Micro Store 634 S. Central Expwy Richardson/(214) 231-1096</p> <p>Software & More 1346 Lee Travino #206 El Paso/(915) 591-3444</p> <p>Software & More 2143-B 50th St. Lubbock/(806) 747-9730</p> <p>The Software Place 6369 Westheimer Houston/(713) 781-1488</p> <p>Software & Peripherals, Inc. 420 S. Carrol Denton/(817) 566-3888</p>	<p>TEXAS Taylor's No. 1 5455 Belt Line Rd. Dallas/(214) 934-1500</p> <p>Taylor's No. 2 4001 Northwest Pkwy Dallas/(214) 363-1500</p> <p>Taylor's No. 3 254 Lincoln Sq. Shopping Ctr. Arlington/(817) 277-1100</p> <p>Taylor's No. 4 6346 Camp Bowie Blvd. Fort Worth/(817) 763-0011</p> <p>UTAH Deseret Book Distribution Ctr. 2150 W. 1500 South Salt Lake City/ (801) 534-1515</p> <p>Utah State Univ. Bkct. UMC 01 Logan/(801) 750-1666</p> <p>Zion's Bookstore 254 S. Main Salt Lake City/ (801) 328-2586</p> <p>VERMONT University Store University of Vt. Burlington/(802) 656-3290</p> <p>WASHINGTON Elliott Bay Book Co. 103 S. Main St. Seattle/(206) 624-6600</p> <p>Tower Books 20 Mercer St. Seattle/(206) 283 6333</p> <p>University Book Store 4326 University Way N.E. Seattle/(206) 634-3400</p> <p>WISCONSIN B&B Enterprises of WI d/b/a Software Ctr Int'l 2229 S. 108th St. West Allis/(414) 545-5727</p>
----------------------------------------------------------------------------------------------------------------------------------------------------------------------------------------------------------------------------------------------------------------------------------------------------------------------------------------------------------------------------------------------------------------------------------------------------------------------------------------------------------------------------------------------------------------------------------------------------------------------------------------------------------------------------------------------------------------------------------------------------------------------------------------------------------------------------------------------------------------------------------------------------------------------------------------------------------	------------------------------------------------------------------------------------------------------------------------------------------------------------------------------------------------------------------------------------------------------------------------------------------------------------------------------------------------------------------------------------------------------------------------------------------------------------------------------------------------------------------------------------------------------------------------------------------------------------------------------------------------------------------------------------------------------------------------------------------------------------------------------------------------------------------------------------------------------------------------------------------------------------------------------------------------------------	--------------------------------------------------------------------------------------------------------------------------------------------------------------------------------------------------------------------------------------------------------------------------------------------------------------------------------------------------------------------------------------------------------------------------------------------------------------------------------------------------------------------------------------------------------------------------------------------------------------------------------------------------------------------------------------------------------------------------------------------------------------------------------------------------------------------------------------------------------------------------------------------------------------------------------------------------	-----------------------------------------------------------------------------------------------------------------------------------------------------------------------------------------------------------------------------------------------------------------------------------------------------------------------------------------------------------------------------------------------------------------------------------------------------------------------------------------------------------------------------------------------------------------------------------------------------------------------------------------------------------------------------------------------------------------------------------------------------------------------------------------------------------------------------------------------------------------------------------------------------------------------------------------------------------------------------------------------------------------------------------------------------------------------------------------------------------------------------------------	------------------------------------------------------------------------------------------------------------------------------------------------------------------------------------------------------------------------------------------------------------------------------------------------------------------------------------------------------------------------------------------------------------------------------------------------------------------------------------------------------------------------------------------------------------------------------------------------------------------------------------------------------------------------------------------------------------------------------------------------------------------------------------------------------------------------------------------------------------------------------------------------------------------------------------------------------------------------------------------------------------------------------------------------------------------------------------------------------------------------------------------------	--------------------------------------------------------------------------------------------------------------------------------------------------------------------------------------------------------------------------------------------------------------------------------------------------------------------------------------------------------------------------------------------------------------------------------------------------------------------------------------------------------------------------------------------------------------------------------------------------------------------------------------------------------------------------------------------------------------------------------------------------------------------------------------------------------------------------------------------------------------------------------------------------------------------------------------------------------	-----------------------------------------------------------------------------------------------------------------------------------------------------------------------------------------------------------------------------------------------------------------------------------------------------------------------------------------------------------------------------------------------------------------------------------------------------------------------------------------------------------------------------------------------------------------------------------------------------------------------------------------------------------------------------------------------------------------------------------------------------------------------------------------------------------------------------------------------------------------------------------------------------------------------------------------------------------------------------------------------------------------------------------------------------------------------------------------------------------------------------------------------------------------------------------------------------------------------------------------------------------------------------	------------------------------------------------------------------------------------------------------------------------------------------------------------------------------------------------------------------------------------------------------------------------------------------------------------------------------------------------------------------------------------------------------------------------------------------------------------------------------------------------------------------------------------------------------------------------------------------------------------------------------------------------------------------------------------------------------------------------------------------------------------------------------------------------------------------------------------------------------------------------------------------------------------------------------------------------------------------------------------------------------------------------------------------------------------------------------------------------------------------------------------------------------

Prentice-Hall, Inc.

major genre in computer games. Other companies with adventure game products include Adventure International, Black Knight Industries, Electronic Arts, Epyx, FTL Games, Harper and Row, Muse, Priority Software, Screenplay, Strategic Simulations, Inc., and Sunrise Software.

New Worlds, New Identities

Although these games are usually lumped together as computer adventure games, the differences often outweigh the similarities. Such programs attempt to engage the player in solving puzzles, exploring new worlds, and trying on new identities.

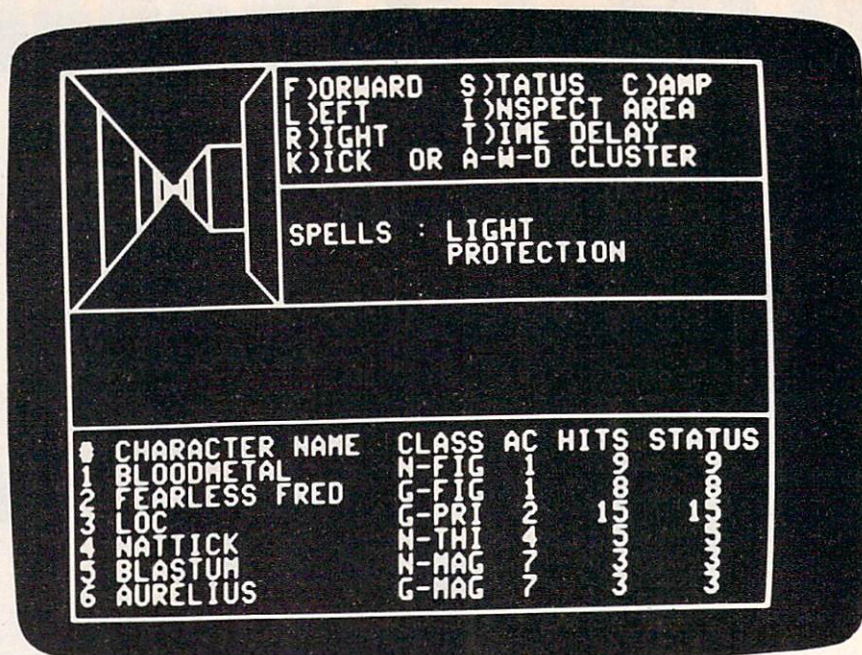
While arcade-style action games reward a sense of quick-reflex timing, superior hand-eye coordination, and visual perception, adventure games usually require patience, intelligence, curiosity, imagination, and the capacity to immerse yourself temporarily in another world—a willing suspension of disbelief.

Beyond these characteristics there are differences which attract some players. Does the adventure game have only text, omitting colorful graphics completely? Is there a balance between text and graphics? Or, finally, do graphic images actually carry the game itself, leaving text in a subservient role or completely absent?

The Graphics-Text Tradeoff

What do these differences mean to adventure game players?

"The fact of the matter is that whenever you put graphics into a program, you've got to take something out because you've only got a limited amount of space on the diskette," says Robert Woodhead, coauthor of Sir-Tech's *Wizardry*, one of the all-



In Sir-Tech's *Wizardry*, a three-dimensional maze outline appears onscreen alongside status and command text information.

time best-selling games for Apple II computers.

"The Infocom people have said, 'We won't have any graphics at all so we can concentrate on the content of the adventure, the substance of it. We'll let people think up their own scenes,'" says Woodhead. "The hi-res adventure people—and we've done one [*Crypt of Medea* for Apple computers]—have said, 'We think the graphics are important, so we're going to have lots of nice graphics. Our adventure won't be as complex, but we think the graphics will make up for that.'

"And individual consumers have to decide. Generally, they like both," he adds. "In a program like *Wizardry*, we decided that we wanted a lot of content, but that we could put in a little graphics. And the graphics are of a special form—maze plotting. Because the [memory] resources required to do that are not incredibly huge, it works out very well. It conveys the desired information and it's sufficiently sparse so that people embellish it in their own minds.

It reaches a little bit of a happy medium."

200,000 Wizards

The "happy medium" Woodhead and coauthor Andrew Greenberg sought with *Wizardry* obviously worked. To date, they have shipped over 200,000 copies of the complex fantasy role-playing game. And out of the thousands of letters they've received from players, Woodhead says that only a half-dozen have been negative.

From one to six players may take part, and a total of 50 different magical spells can be cast. The game takes a minimum of 70 hours to complete as you and your compatriots wander through a ten-level, 3-D mazelike dungeon fighting monsters, finding treasure, and seeking clues to the game's puzzles. As with almost all adventures, games can be saved to disk since time requirements for each program are lengthy.

So complex and rich an imaginary world is *Wizardry* that it has been used for everything

BREAKDANCE.TM BREAKIN' MADE EASY.



The hottest craze in the U.S. this fall is Breakdancing, and you don't have to miss it. Now anyone can Breakdance. Just grab your joystick and control your

Breakdancer in poppin, punking, stretching and breaking... all on your computer screen.

Breakdance, the game, includes an action game in which your dancer tries to break through a gang of Breakers descending on him, a "simon-like" game where your dancer

has to duplicate the steps of the computer-controlled dancer and the free-dance segment where you develop your own dance routines and the computer plays them back for you to see.

Learn to Breakdance today! Epyx makes it easy!

One player; joystick controlled.



EPYXTM
COMPUTER SOFTWARE

Strategy Games for the Action-Game Player



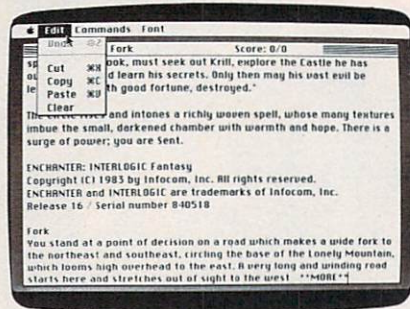
from a catalyst in reading development to a therapeutic tool in the treatment of a suicidal youngster.

On To Qyntarr

Sir-Tech Software's next game, says Woodhead, will be an all-text adventure called *The Mines of Qyntarr*, in the tradition of the original *ZORK* created by Infocom.

"It's an extremely complex and involved adventure game. And the major effort we're making right now is to make it a lot more user-friendly in terms of its command parser. [See "The Parser's Tale" in this issue.] I hope to get a command parser running that understands more complex grammar than *ZORK*," adds Woodhead.

In speaking with programmers and designers of adventure games, the name Infocom almost invariably comes into the conversation. It's widely acknowledged that the Cambridge, Massachusetts, based company is the uncontested leader in the production of sophisticated, all-text adventure games.



Infocom's adventures are considered the standard for quality in all-text formats. Here, on the Macintosh, a pull-down menu can be seen in the upper left corner.

ZORK Forever!

ZORK, for example, has a command parser vocabulary in ex-

cess of 600 words, allowing significant variety in the kinds of sentences that the game can understand. Infocom's new release, *Sorcerer*, a sequel to another Infocom game, *Enchanter*, has a vocabulary in excess of a thousand words.

Infocom has spent its time and efforts developing the plot, the writing, the puzzles, and the parsing rather than on sound and graphics—the latter two of which Infocom vice president and master programmer Marc Blank calls "bells and whistles."

And the results have demonstrated the popularity of well-done all-text games. The *ZORK* series, which Blank coauthored, has already well surpassed the quarter million mark in number of disks sold. A now-defunct *ZORK* User Group (ZUG) boasted more than 20,000 members nationwide. *ZORK* T-shirts, bumper stickers, posters, and special clue books have all flourished. Infocom's games are available in versions for most personal computers.

When game historians give credit for the development and the legitimization of the term *interactive fiction* as applied to a certain type of computer adventure game, it will be Infocom which will get the laurels.

Seeing The Movie Vs. Reading The Book


But what about the future of all-text adventure games as computers become powerful enough to have sophisticated parsers and colorful graphics all at the same time?

"For the next year or so there'll still be a market for the incredibly well-done text adventures," says Richard Garriott, coauthor of Origin Systems' *Ultima* series of fantasy role-playing games, available for Apple, Atari, and Commodore machines. "Anybody other than the Infocom style cannot succeed at this point. Infocom has

put together a very, very sophisticated parser, and the non-player characters within the game actually have some intelligence to their movements.

"I really think that as we develop better computer systems that surely this same kind of technique—if not the quality that Infocom is putting into their games—can also then have the added feature of the realtime graphics and animation put on top as well," he says.

"The standard argument is



Origin Systems' *Exodus: Ultima III* offers graphic images of the game at left while game information is displayed at right.

that the game with graphics is like going to see the movie and the game with text is like reading the book," adds Garriott. "Some people will still have some preference between the two. But the vast majority of the marketed products will almost have to turn to graphics because of the demand of the public."

"You Can Do Anything You Want"

Garriott, 23, has been writing computer fantasy-adventure games since his sophomore year in high school. He completed 28 fantasy games while still in high school, learning more about the genre with each attempt.

Origin Systems' *Ultima* fantasy role-playing series is a testament to the strength of Garriott's game-designing talents. "The key to the *Ultima* se-

PREVIEW SIX HOT NEW EPYX COMPUTER GAMES FOR \$3.00. OR LESS.



How about a chance to set a world record in eight Olympic-style events at the Summer Games. A game so realistic there's even an opening ceremony and awards ceremony after each event plus national anthems from 18 different countries.

This is your chance to save the world, but Elvin's complex underground laboratory and over 90 deadly robots may make your Mission Impossible.

Your chance to Breakdance with the best of them right on your TV screen. This game makes Breakdancing easy, even if you have two left feet.

The first baseball game where actual player and team statistics combine with your managing talents and playing skills to determine the outcome.

What could be more challenging than a battle for supremacy of the Silicon Valley? Compete against a friend or up to three computer opponents on a 3-D power grid in outer space.

Let Ken Uston drive you crazy as you try to solve over forty different puzzles that test your reasoning ability, logic, coordination and powers of observation.

SUMMER GAMES,™ IMPOSSIBLE MISSION,™ BREAKDANCE,™ THE WORLD'S GREATEST BASEBALL GAME,™ SILICON WARRIOR,™ and PUZZLEPANIC™ are hot new Action-Strategy™ games from EPYX. Now they're yours to preview on your Commodore 64 home computer for only \$3.00 (price includes shipping and handling).

Buy one of the games from your local retailer, and we'll refund your \$3.00. So the disk becomes yours for free.

Just make out a check or money order to EPYX, send it with the coupon below, and we'll send you a disk in the mail. A disk for \$3.00 or for free. Good fun should always be this cheap.

Previews of Six New EPYX Games on a disk for the Commodore 64™ home computer. This offer expires November 30, 1984, and is valid only in the continental United States.

Send Check or Money Order for \$3.00 to:

EPYX PREVIEW DISK
P.O. Box 4017
Young America, MN 55399

Name _____ Age _____

Address _____ City _____

State/Zip _____



EPYX
COMPUTER SOFTWARE

Please allow four to six weeks for delivery.

Commodore 64 is a trademark of Commodore Business Machines, Inc.

ries is really just the way the role-playing gives the player a great deal of freedom with what his options are at any point in the game," says Garriott. "It's basically a game in which you're living out your life. And you can do anything you want."

Are You Man Or Fuzzy?

In *Exodus*, the third game in the *Ultima* series, evil again walks the land of Sosaria. Will you confront this evil as Human, Elf, Dwarf, Bobbit, or Fuzzy? Now determine your strength, dexterity, intelligence, and wisdom. Choose your profession from among about a dozen possible types ranging from Cleric to Thief. Then, with a band of cohorts, go forth. But be quick about it: *Ultima IV* is already well along in development.

Quite a different approach has been taken—and very successfully—by Sierra in its graphic adventure game, *King's Quest*, for the IBM PC and PCjr.

Requiring 128K of memory and the use of a color monitor, the adventure game actually lets you control the movements of an onscreen knight, Sir Grahame, as he moves about the colorful kingdom of Daventry.

The movement is smooth, the screens are redrawn rapidly, and Sir Grahame is seen walking in front of, behind, and even between objects. He climbs, jumps, ducks, swims, and can be warned of impending danger by sound effects. The command parser for such a game is necessarily much smaller than that used in an Infocom game, but the play requirements are not based on having a huge volume of words.

There are helpful fairies, elves, condors, and a god-mother. But there are also unfriendly sorcerers, dwarfs, ogres, wolves, and an airborne witch.

Roberta Williams, who designed *King's Quest* for Sierra, admits that the game represents a big change from what has



Sierra's *King's Quest*, for the PC and PCjr with 128K, offers the best quality graphics in an adventure thus far.

been done with computer adventure games in the past. "There's nothing like it," she says. "It's innovative."

The interaction between the text and the onscreen graphics is clearly the way many future adventure games will be constructed. One element complements the other.

Bowing And Doffing

For example, as Sir Grahame stands before King Edward, type in the words BOW TO THE KING. As you hit the RETURN key, Sir Grahame can be seen bowing and doffing his cap.


And, Williams adds, subtle clues can be built visually into the game that an all-text adventure couldn't have. When Sir Grahame stumbles upon the house of a poor woodcutter and his wife, the screen shows an old and pitifully thin couple in a rundown house. The room is bare of food, a subtle clue to the player that an offering of something to eat might be very much appreciated by this mysterious couple.

While *King's Quest* uses text to supplement its high-quality graphics in the adventure, such action-adventure games as Electronic Arts' *Seven Cities of Gold*, Epyx's *Temple of Apathai*, and Muse's *Castle Wolfenstein* offer a range of adventure and strategy combinations primarily without text. The gradations in type of game play—as well as quality of play—being offered to computer owners today are already staggering in number. There is, it seems, something for just about anyone.

The tradeoff which programmers and game designers now must make because of computer memory limitations will not always be a problem, notes Dave Albert, executive vice president of Penguin Software.

Penguin has released such adventures and fantasy role-playing games as *Transylvania* (Apple II, Macintosh, Atari, Commodore 64), *The Coveted Mirror* (Apple II family), and *Expedition Amazon* (Commodore 64).

WELCOME TO APSHAI. YOU'RE JUST IN TIME FOR LUNCH.



ridge version of the Computer Game of the Year,*
Temple of Apshai.™

Gateway has eight levels. And over 400 dark,
nasty chambers to explore. And because it's joy-
stick controlled, you'll have to move faster than ever.

But first you'll have to consider your strategy.

Boy, have you taken
a wrong turn. One moment
you're gathering treasure
and the next you're being
eyed like a side of beef.

You're in the Gateway
to Apshai.™ The new cart-

Is it treasure you're after? Or glory? You'll
live longer if you're greedy, but slaying mon-
sters racks up a higher score.

The Apshai series is the standard by
which all other adventure games are judged.
And novices will not survive.

They'll be eaten.

*One player; Temple of Apshai, disk/cassette;
Gateway to Apshai, cartridge, joystick control.*



EPYX
COMPUTER SOFTWARE

STRATEGY GAMES FOR THE ACTION-GAME PLAYER.



"The Consumer Wants Pictures"

"In order to have the graphic images, you have to cut back on the amount of text. But that's becoming less of a reality, both through text compaction methods and because all of a sudden 128K seems to be starting to become a standard. And pretty soon, 512K will become a standard, and then it will become irrelevant," says Albert.

Penguin's newest fantasy role-playing game is *Xyphus* for the Apple II. Players may create characters who continue through different scenarios. The game also offers four-player independent movement, a variety of magical spells, and a mixture of graphics with text that reveals information about the status of the game.


Agreeing with Albert is Mike Cullum, new product director for Avalon Hill's Micro-computer Games division: "We've just released an all-text adventure game, *Ripper*, for the Commodore 64. Personally, I like the text games," he says. "But we have found that the average consumer wants the pictures."

No Excuses

"As machines grow with more and more memory and sophistication, there won't be any excuse [not to have graphics]," he says.

One very popular game for Avalon Hill has been its all-text adventure *Empire of the OverMind*, for Apple II and Atari computers, which is still selling well, notes Jack Dodd, Avalon Hill's director of marketing. But with another of their releases, *Jupiter Mission 1999*, for Atari and Commodore 64 computers, the company mixed graphics and text in a very complex adventure.

"Of course, it took us four disks to do it," Dodd says with a laugh. "But it has all the meat of a text-type adventure."



Penguin Software's *Transylvania* (at left) offers graphics alongside the text, here on the Macintosh version. *Xyphus* (at right), also from Penguin, is a graphics-based fantasy role-playing game for the Apple II computers.

Trillium For Apple, Commodore

One of the most recent trends in the computer adventure genre is the use of well-known writers and the conversion of popular books into computer-game formats. No one is so far doing this more aggressively than Spinner Software's Trillium line of adventure games.


"We're trying to make a game that is based on plot and characterization—the way a book is—not puzzles," says Seth Godin, Trillium product manager. The Trillium series, which uses graphics and text, seeks to minimize the frustration factor, which has turned many would-be adventurers away from some computer games, adds Godin. To help achieve this, each of the games focuses on plot and characterization more than puzzles, and also includes a hint book

and a list of the words that the game understands.

"If you read *Fahrenheit 451*, you don't get stuck on page 50. And if you play the game, you don't get stuck on frame 50, because the whole idea is that you're interested in the game because of the characters and the plot and what's happening," he says.


In addition to Ray Bradbury's *Fahrenheit 451*, the Trillium line will initially consist of adventure games based on such popular books as Arthur C. Clarke's *Rendezvous With Rama*, Michael Crichton's *Amazon*, Byron Preiss and Michael Reeves's *Dragonworld*, and Robert A. Heinlein's *Starman Jones*.

One of the games, *Shadowkeep*, actually preceded the book, which was later written by Alan Dean Foster, author of *Alien* and the *Spellsinger* series. The games are expected to be in stores by the end of Sep-



Spinner's Trillium adventure-game series offers graphics and text as shown from two of its titles, *Dragonworld* (at left) and *Rendezvous With Rama* (at right).

IS YOUR 64™ STILL PLAYING GAMES WITH YOU?



If you've been having a hard time teaching your newly-adopted computer there's more to life than fun and games, you're not alone.

Now, you can introduce your Commodore 64™ to the Work Force: affordable, easy-to-use software and hardware that will unleash the power you always expected from your Commodore 64™, but thought you might never see.

PaperClip™

is simply the best word processing program of its kind—loaded with advanced features, yet so easy to use even a novice can get professional results. With **SpellPack™**, it even corrects your spelling! Once you've tried it, you'll never use a typewriter again.

The Consultant™

(formerly Delphi's Oracle)

is like a computerized filing cabinet with a brain. Organize files for recipes, albums, or the membership of your service club. Then search, sort, arrange and analyze your information with speed and flexibility that's simply astounding.

SpellPack™

teaches your 64 to spell. It checks an entire document in 2 to 4 minutes against a dictionary of over 20,000 words. And you can add up to 5,000 of your own specialized terms. Type letter perfect every time!



BusCard II™

is a magic box that lets you transform your humble home computer into a powerful business machine. It gives you the added power of BASIC 4.0, and lets you add IEEE disk drives, hard disk, virtually any parallel printer, and other peripherals without extra interfaces. Completely software invisible.

B.I.-80™ Column Adaptor

gives you crystal clear 80 column display. Using the highest quality hardware, we've eliminated the problems of snow, fuzziness and interference. Basic 4.0 commands greatly simplify disk drive access. Switches easily from 40 to 80 column display.

Discover the true power of your Commodore 64™. Ask your dealer about the Commodore 64™ Work Force, from Batteries Included—the company that doesn't leave anything out when it comes to making things simple for you.

BATTERIES INCLUDED
"Excellence in Software"

These products have been developed specifically for Commodore computers by Batteries Included and are totally compatible with each other. For a full color brochure write to:
186 Queen Street West, Toronto, Canada M5V 1Z1 (416) 596-1405 / 3303 Harbor Blvd., Costa Mesa, CA. 92626 (714) 979-0920

64 AND COMMODORE 64 ARE REGISTERED TRADE MARKS OF COMMODORE BUSINESS MACHINES

tember or the first of October for the Commodore 64 and the Apple II line. Later conversions will follow.

Enthusiasm Is The Key

Although some adventure-game companies privately complain that signing a big-name author doesn't necessarily mean a first-rate game, Godin believes Spinnaker has found a good combination of talent and procedure.

"In every case, we worked with the authors to create the world [of the book] again," he says. "In the case of *Dragonworld* and *Amazon*, Byron Preiss and Michael Crichton wrote every word of the game. In the case of *Fahrenheit 451* and *Rendezvous With Rama*, we worked with the authors on the editings and the way it worked. We didn't just buy their names."

All of the games use graphics with text, and allow interac-

tion between the two. For example, as *Amazon* opens, a research station somewhere along the Amazon River has obviously been attacked. Suddenly, as your mock video transmission fades, you briefly glimpse an intruder. To find out what's happened and who the intruder is, you must travel to the Amazon and explore.

As microcomputers continue to grow more powerful, a generation of avid adventure-game designers and programmers is growing more sophisticated. And, while the debate over text versus graphics will surely continue, there is a fundamental enthusiasm shared by all the best adventure-game producers.

This enthusiasm is the key, they all admit, to the continuing improvement of computer-based adventures. As Robert Woodhead says of his *Wizardry* game: "It's a good game that

was a labor of love, and we didn't write it for anyone else but ourselves. People appreciate that."

Microcomputer Games, Inc.
Avalon Hill Game Company
 4517 Harford Road
 Baltimore, MD 21214

Infocom, Inc.
 55 Wheeler St.
 Cambridge, MA 02138


Origin Systems, Inc.
 P.O. Box 58009
 Houston, TX 77258

Penguin Software
 830 4th Avenue
 P.O. Box 311
 Geneva, IL 60134

Sierra, Inc.
 P.O. Box 485
 Coarsegold, CA 93614

Sir-Tech Software, Inc.
 6 Main St.
 Ogdensburg, NY 13669

Trillium Corp.
Spinnaker Software
 1 Kendall Square
 Cambridge, MA 02139



List Price \$129.00*

Dealer and Distributor Inquiries Invited

COMMODORE OWNERS:

"Finally, A Universal Graphics Interface!"

The ALL NEW "MICROGRAFIX" parallel interface by Micro World Electronic Inc., is a complete switch selectable interface with full graphic capabilities for the VIC 20™ and Commodore 64™. It's truly the most universal of Interfaces with the capacity to print the Commodore® graphics set, since it is switch selectable for virtually all centronics compatible parallel printers including Daisy wheel printers.

Features:

- 1) Fully intelligent Interface that plugs into the Standard Commodore® printer socket.
- 2) Complete graphics capability that will allow popular matrix printers to fully pass the Commodore® Printer test (including Inverse text, tabbing, cursor up/down, etc.).
- 3) Works with virtually all software, since it provides emulation of the Standard Commodore® Printer.
- 4) Optional user installed 4K buffer to speed up graphics and text printing.
- 5) Complete built-in status and self-test report.
- 6) Switch Selectable Commodore® graphics mode for most popular printers (Epson, Star Micronics, C. Itoh, Prowriter, Okidata, Seikosha, NEC, Riteman, Banana, BMC, Panasonic, Mannesman Talley and others) plus a Universal Switch mode for letter quality printers.
- 7) Complete with emulate mode, transparent mode, total text mode, ASCII conversion modes that will insure virtually total compatibility with popular Software.

No more ROM changes or extra shelf space taken up. The Micrografix Interface is easier to stock since one interface will support virtually all printers.

Order From:

MICRO-W.
 DISTRIBUTING, INC.

1342B Route 23
 Butler, New Jersey 07405
 (201) 838-9027

© TM Trademarks of Commodore Business Machines, Inc.
 *Call for details on our super \$50.00 trade-in offer.

ONE TOUGH SPELLER.



Time was, Billy would do almost anything to duck his spelling homework.

But since Dad brought home *Spellicopter*™ by DesignWare™, Billy has become a spelling ace. As well as an ace chopper pilot.

Each week, in addition to the words already in the game, Billy types new spelling words and new sentences into the game. Then he takes command of his chopper and flies a mission through crowded skies and mountainous terrain to recover the words, letter by letter. And always in the right order.

So by the time Billy gets back to the base, he's one proud pilot. And one tough speller.

**DESIGNWARE MAKES
LEARNING COME ALIVE.**

All DesignWare spelling programs

combine computer game fun with sound educational principles to help improve your youngster's spelling skills. That's why *Spellicopter*, for example, is consistently on the nation's best seller lists. You'll also want to keep an eye out for new math and science games.

All DesignWare programs run on these computers with disk drive: Apple®, Atari®, Commodore 64™, IBM PC and IBM PC Jr. See your local software retailer or call DesignWare at (800) 572-7767 (in California 415-546-1866) for our free software catalog. You'll be delighted with the way your kids will learn with DesignWare.



DesignWare™

LEARNING COMES ALIVE.

Commodore Prepares To Roll Out The Plus/4

Selby Bateman, Features Editor
Tom R. Halfhill, Staff Editor

Here's a hands-on report on Commodore's new Plus/4, a \$300 64K computer with built-in productivity software scheduled for release this fall. Commodore calls it "The Productivity Machine."

Commodore's new Plus/4 computer is an interesting hybrid: part programming machine and part productivity package.

Commodore says the Plus/4 is not a replacement for the popular Commodore 64, but instead addresses a new market with an emphasis on practical applications for home and small business. It will be accompanied by a new line of peripherals—some of which are compatible with the 64 and VIC-20—plus a scaled-down 16K version, the \$100 Commodore 16, which replaces the discontinued VIC.

At the heart of the Plus/4 and Commodore 16 is the new 7501 microprocessor, an eight-bit chip which is machine language-compatible with the 6502/6510 found in the VIC and 64. However, because of memory differences, practically no VIC and 64 software will run on the Plus/4 and Commodore 16.

Since announcing the Plus/4, Commodore has wavered about whether it will actually market the computer. As of this writing (mid-August), Commodore began shipping review units to major magazines and was preparing to launch a national advertising campaign October 8, so it appears the Plus/4 will hit the shelves barely in time for the Christmas season.

Improved Features


As a programming machine, the Plus/4 has several advantages over the two-year-old 64. It has a new, more powerful BASIC (BASIC 3.5) with over 75 commands, including more than a dozen for sound and graphics. There's a built-in machine language monitor with 17 commands. There are 16 primary colors, just like the 64, but each color now has eight luminances (shades), for a total of 128 hues. You can define an independent window anywhere on the screen by specifying its upper-left and lower-right corners, and all subsequent screen output will be redirected to this window. And a new bank-switching technique leaves the 64K computer with a spacious 60K RAM for BASIC programming.

As a productivity machine, the Plus/4 has four application programs built into ROM: a word processor, a spreadsheet, a file manager, and a business

graphics generator. All the programs are integrated with each other. For example, a portion of the spreadsheet can be cut and pasted into a document on the word processor. There's also a windowing capability so you can display two of the programs on screen at once. Commodore's marketing strategy for the Plus/4 centers on these built-in applications, titled *3-Plus-1*. They were developed for Commodore by International Tri Micro.

DSAVE, SCNCLR, And HELP

The Plus/4's keyboard differs slightly from those on the 64 and VIC. Above the keyboard are four special function keys with eight predefined functions: RUN *3-Plus-1*, DLOAD (disk load), DIRECTORY, SCNCLR (screen-clear), DSAVE, RUN, LIST, and HELP. The new KEY command lets you display the functions currently programmed



The Commodore Plus/4 may finally reach dealers this fall.


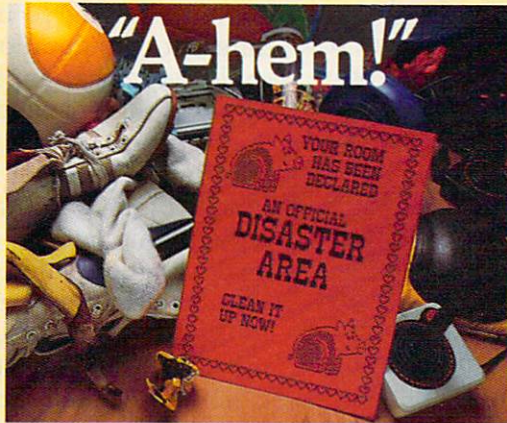
Express Yourself!

A few minutes and a few keystrokes. That's all it takes to turn your personal computer into a personal print shop.

Everything you need is in the program: typefaces, border designs, background patterns, pictures, symbols and a starter kit of colored paper and matching envelopes. The Print Shop will also guide you along, step by step, even if you've never touched a computer before.


So think what you'd like to say, then put it in your own words with The Print Shop.

Make quite an impression with just five easy keystrokes.



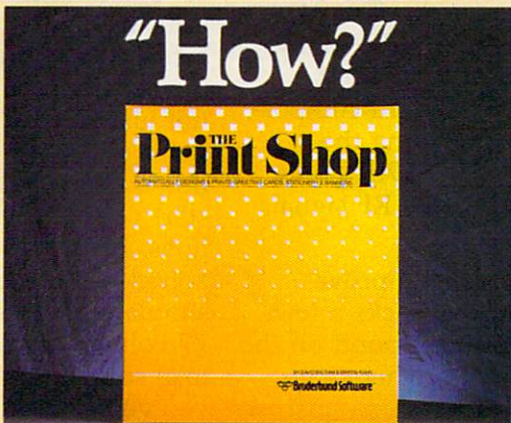
Everybody's creative with The Print Shop. You just can't help it!

Your originality shines through, so good news becomes even better.



Dozens of pictures and symbols to suit every purpose and occasion.

Letterheads, logos, banners and signs. If you can imagine it, you can make it!



Keep your creativity flowing... put it in your own words with The Print Shop.

The Print Shop is available for the Apple, Commodore 64 and Atari home computers. Coming soon for the Macintosh and IBM PC/PCjr. Apple and Macintosh are trademarks of Apple Computer, Inc. Commodore 64 is a trademark of Commodore Electronics, Ltd. Atari is a trademark of Atari Corp. IBM-PC and PCjr are trademarks of International Business Machines, Inc. For more information about Brøderbund and our products, write to us at: 17 Paul Drive, San Rafael, California 94903 or call (415) 479-1170.


Broderbund™

for each key and easily re-program them yourself.

The main keyboard has 59 typewriter-like keys and four separate arrow-shaped cursor keys. All of the standard PET/VIC/64 graphics characters have been retained on the front of the keycaps, with two additions: FLASH ON and FLASH OFF, to display flashing characters on the screen. The Plus/4 keyboard feels looser and springier than a 64 keyboard, very much like the Commodore SX-64 transportable.

There's also a reset button next to the power switch. It's a cold-start reset that normally wipes out any program held in memory, but if you hold down the RUN/STOP key while pressing it your program will not be harmed.

Peripheral interfaces have been changed on the Plus/4. While it can use the same 1541 disk drive and serial printers designed for the VIC and 64, the Plus/4 has a parallel port for a much faster drive, the SFS-481. The Plus/4's cassette port and two joystick ports are not compatible with current Commodore cassette recorders and game controllers. Another port resembles a Commodore 64 expansion port and is labeled "Memory Expansion," although no expanders for the Plus/4 have been announced. Finally, there are two video output jacks: one for standard composite monitors (including the Commodore 1701/1702), and another which feeds RF signals to a TV.

Despite these improvements, the Plus/4 lacks a few significant features found on the less expensive 64. There's no sound synthesizer chip—just two tone-generators which do not offer the flexibility of the 64's SID chip. And although the Plus/4 has 128 colors and a high-resolution graphics mode of 320 × 200 pixels, it has no

sprites. So the Plus/4 and Commodore 64 are differentiated by more than just \$100 in price. The Plus/4 is better suited to more "serious" applications and programming, while the 64 has superior graphics and sound.

Instant Software

When you turn on the Plus/4, you can immediately run the built-in software by pressing the F1 function key and then RETURN. Since *3-Plus-1* is in ROM, there's no waiting for a disk or tape to load. The computer runs the software instantly, defaulting to the word processor.

You control *3-Plus-1* by typing two-letter commands at a special screen prompt. The prompt appears when you press the Commodore logo key and C key. For example, to leave the word processor and enter the spreadsheet, you type the command TC ("To Calculator").

Although having four integrated programs instantly available is a powerful feature, not all of the programs are as powerful as software available separately. The word processor may be the weakest link. For one thing, it limits you to only 99 lines of text, so extended documents are beyond its scope.

Second, the word processor's editing functions are a bit unusual. When you insert characters, the entire document is pushed forward on the screen, not just the text up to the next carriage return. You can disable this movement, but then words start wrapping around into half-lines. Also, the text scrolls horizontally as it's entered to simulate an 80-column (actually 77-column) screen. This can take some getting used to unless you've previously worked with horizontal scrolling. Your text marches off the screen to the left as you type, and then wraps around at the start of the next line. Therefore, you can't view a whole sentence on the screen at

once, unless it's less than 40 characters long.

New Name, Same Machine

The Plus/4 was originally announced at the Winter Consumer Electronics Show (CES) in January as the Commodore 264. Although the name has changed, the design is essentially the same—with one important difference. The 264 was going to be offered in several different configurations. Buyers could pick what applications software they wanted built into the computer.

By the Summer CES in June, Commodore had abandoned that concept. Apparently dealers had rebelled against the idea of installing their own ROM chips or stocking many models of the same computer. Commodore also dropped plans to introduce the Commodore 364, a deluxe version of the 264 with a speech synthesizer and numeric keypad.

Commodore plans to release about 30 programs for the Plus/4 to coincide with the computer's introduction. These will consist primarily of productivity packages, with some educational programs and a few of the most popular games available for the 64.

The on-again, off-again history of the Plus/4 means it's possible that Commodore may decide at the last moment not to release the computer. However, a source working with the company claims "all systems are go."



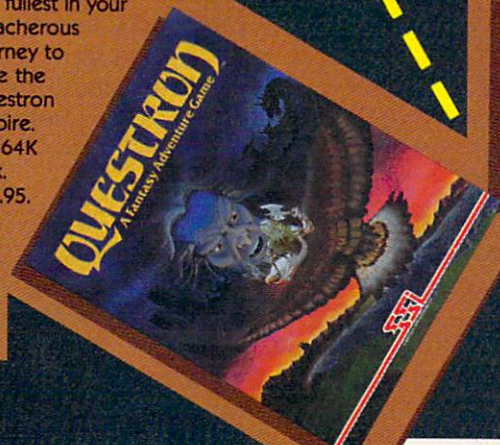
Commodore is obviously banking on its assessment that the next large segment of the computer-buying population wants a productivity-oriented machine at an affordable price. At the same time, the company will closely watch how the new computer affects the Commodore 64, a phenomenally popular computer which continues to sell briskly. ©

All roads to the best strategy games for the C-64™ lead to SSI.


As the hero in this fantasy adventure role-playing game, you must battle hordes of deadly monsters as you seek out to destroy the evil wizard, Mantor. Use your strength, dexterity, intelligence and charisma to the fullest in your treacherous journey to save the Questron Empire. On 64K disk. \$39.95.

In **GEOPOLITIQUE 1990™**, you play the President of the United States while the computer assumes the role of the Soviet Politburo. Your objective: the economic, political and military dominance of the world. On 64K disk. \$39.95.

As the pilot of a World War II B-17 bomber in this role-playing game, can you survive 50 dangerous but exciting raids over France and Germany to earn the crushed cap of a true veteran? Find out as you travel back to 1942 as part of the 8th Air Force Bomber Group. On 64K disk. \$39.95.



**STRATEGIC
SIMULATIONS
INC.**



BALTIC 1985™, third in the series "When Superpowers Collide," starts with an uprising in Poland, which has siphoned off some Soviet troops in East Germany. NATO decides to attempt a rescue of its forces under siege in Berlin. It must strike with utmost speed and ferocity — before the Russians return! On 64K disk. \$34.95.

CARRIER FORCE™ is the WWII simulation of the major flat-top battles fought in the Pacific when the U.S. and Japan were still evenly matched in naval power. It is so detailed, every ship and plane is taken into account. It is one monster of a game in scale, yet it's so easy to play! On 64K disk. \$59.95.

This lightning-fast space game not only lets you command a starfleet in combat, but it allows you to **design** your own ships. Variable ship parameters include engine power and drive, weapon and defense systems, number of transporters and space marines. On 64K disk. \$39.95.

For all our COMMODORE 64™ games, write for your free copy of SSI's color catalog.

If there are no convenient stores near you, VISA & M/C holders can order direct by calling **800-227-1617, ext. 335 (toll free)**. In California, call **800-772-3545, x335**. To order by mail, send your check to: SSI, 883 Stier-

lin Road, Bldg. A-200, Mountain View, CA 94043. Please include \$2.00 for shipping & handling. (California residents, add 6.5% sales tax.) **All SSI games carry a 14-day "satisfaction or your money back" guarantee.**

COMMODORE 64™ is a trademark of Commodore Electronics, Ltd.

IBM's New & Improved PCjr

Tom R. Halfhill, Staff Editor

Déjà vu was unavoidable. For the second time in nine months, with only 24 hours' notice, IBM had summoned dozens of editors, reporters, and photographers from all over the country to New York for a press conference. This one was scheduled for 10 a.m. on July 31 at IBM's Gallery of Science & Art in midtown Manhattan—the same spot where, almost exactly nine months to the hour before, IBM had staged a similar media event to unveil its new PCjr.

Debarking from cabs, press people signed in at the same table set up in the same glass-walled lobby overlooking Madison Avenue. From there they passed the guards and descended the curving stairs to the same lower lobby, where the same tables adorned with white tablecloths and gleaming silverware served up the same selection of breakfast rolls, coffee, and tea. PCjrs were set up at the far end of the same long hallway, barely within view, and the same velvet ropes and business-suited guards held the crowd back until the official stroke of ten.

But not everything was the same. Nine months before, the excited gathering of journalists had buzzed with anticipation about the long-awaited "Peanut" that was sure to conquer the home computer market, legitimize a confused industry, and establish new standards for others to follow. This time, the journalists had come to see how IBM would respond to months of criticism, bad press, and disappointing sales.

As expected, in late July IBM finally announced a new keyboard and memory expansion option for the PCjr. Coupled with June's price cuts and some more hardware and software, the improvements make Junior much more competitive in the marketplace. The next few months will be crucial: Can IBM turn the PCjr around? Here's an analysis of the new developments.

Something else was different, too—this time there seemed to be little room for surprise. For months, rumors had been circulating about a new typewriter-style keyboard and a memory expansion option that would make the PCjr more palatable to the public. Only the details remained in doubt.

When the clock struck ten and the velvet ropes were finally dropped, everyone hurried down the hall for their first glimpse of the new PCjr, just as they had on November 1. But a surprise awaited them after all. The PCjrs were set up where everyone expected, busily running various demo programs, but the keyboards were missing. And IBM's public relations people were ushering everybody into an auditorium off the hallway. The waiting wasn't over yet; no one would be allowed to see the keyboard until after the press conference.

During the next hour, IBM downplayed the PCjr improvements. Dozens of people had traveled thousands of miles to see the rejuvenated Junior, but IBM insisted that the main reason for the press conference was

to formally announce its Writing to Read project, a new computer-aided method for teaching kindergartners how to read and write. IBM showed a ten-minute film on Writing to Read, then introduced some teachers, parents, and children flown in from three school districts around the country which had successfully tested the system.

Meanwhile, reporters who had grabbed press kits on their way down the hall were flipping through the photos and press releases to find something about the PCjr keyboard. The information and pictures were there, but at the very back of the kit.

Finally, after a question-and-answer session with Philip D. Estridge, president of IBM's Entry Systems Division, the press conference was over. The journalists spilled out into the hallway and descended on the PCjrs, hooked up to their new keyboards at last. Hundreds of fingers began drumming on the keys, assessing the "feel." Now it was IBM's turn to hold its breath.

A minute later, heads started nodding in approval. Compliments were offered. Lenses focused on the new keyboards, shutters began clicking, and videotape started rolling. IBM employees began to smile. Perhaps, if they were lucky, the mistake of the old keyboard would soon be forgotten.

Then it happened. A man walked up to one PCjr and identified himself as a reporter from *The New York Times*. As he experimented with the new keyboard, the IBM publicist as-



LAST NIGHT WE EXCHANGED LETTERS WITH MOM, THEN HAD A PARTY FOR ELEVEN PEOPLE IN NINE DIFFERENT STATES AND ONLY HAD TO WASH ONE GLASS...

That's CompuServe, The Personal Communications Network For Every Computer Owner

And it doesn't matter what kind of computer you own. You'll use CompuServe's Electronic Mail system (we call it Email™) to compose, edit and send letters to friends or business associates. The system delivers any number of messages to other users anywhere in North America.

CompuServe's multi-channel CB simulator brings distant friends together and gets new friendships started. You can even use a scrambler if you have a secret you don't want to share. Special interest groups meet regularly to trade information on hardware, software and hobbies from photography to cooking and you can sell, swap and post personal notices on the bulletin board.

There's all this and much more on the CompuServe Information Service. All you need is a computer, a modem,

and CompuServe. CompuServe connects with almost any type or brand of personal computer or terminal and many communicating word processors. To receive an illustrated guide to CompuServe and learn how you can subscribe, contact or call:

CompuServe

Consumer Information Service
5000 Arlington Centre Blvd., Columbus, OH 43220

800-848-8199

In Ohio call 614-457-0802.

An H&R Block Company

THE REAL TRICK IS GETTING OUT.



Expect the unexpected the first time you experience Infocom's interactive fiction. Because you won't be booting up a computer game. You'll be stepping into a story.

You'll find yourself at the center of an exciting world that continually challenges you with surprising twists, unique characters (many of whom possess extraordinarily developed personalities) and original, logical, often hilarious puzzles.



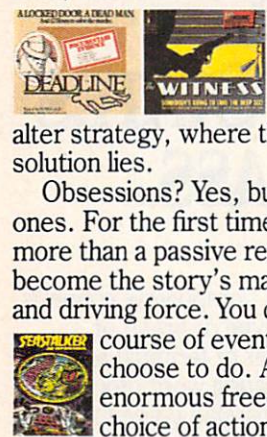
Communication is carried on just as it is in a book—in prose. And interaction is easy—you type in full English sentences.

But if you think getting inside a story is a pretty neat trick, just try getting out.

The most remarkable thing about Infocom's interactive fiction is that you become almost inextricably involved with it. That's not our opinion—it's the testimony of our customers. They tell us their pulse rates have skyrocketed and their palms have sweated as they've striven to solve the mysteries of our tales. And even when they've paused in the course of their adventures to attend to their everyday lives, their minds have continued to

churn away at what the next step should be, how to alter strategy, where the ultimate solution lies.

Obsessions? Yes, but magnificent ones. For the first time, you can be more than a passive reader—you can become the story's main character and driving force. You can shape its course of events by what you choose to do. And you enjoy enormous freedom in your choice of actions—you have



hundreds, even thousands of alternatives at every step. In fact, an Infocom interactive story is roughly the length of a short novel in content, but because you take an active role in the plot, your adventure can last for weeks and months. (Or longer. Frankly, some folks find being inside our stories so fascinating, they just don't seem to want to get out.)

As hard as getting out may be, though, we've made it easy for everyone to get into Infocom's interactive fiction.



You are in the kitchen. It seems to have been used for food. A passage leading to the east can be seen leading down, and to the east is open. On the table is an opening of hot peppers. A bottle

Y*The glass bottle contains a quantity of water.*

> Take the sack, then open it.
Taken
Opening the brown sack reveals a lunch and a clove of garlic.

> Eat the garlic.
What the heck! You won't make friends this way, but not is too friendly anyhow. Gulp!

> Walk west.

Living Room.
You are in the living room. There is a doorway to the east, a doorway with strange gothic lettering to the west, which appears to be a trophy case and a closed trap door at your feet. Above the trophy case hangs an elvish sword of great antiquity. A battery-powered brass lantern is on the trophy case.

> Take all but the trophy case.
sword: Taken.
brass lantern: Taken.
carpet: The rug is extremely heavy and cannot be carried.

> Examine the brass lantern.
The lamp is turned off.

> Light the lamp.
The brass lantern is now on.

> Open the trap door and climb down.
The door reluctantly opens to reveal a rickety staircase descending into the dark.

We write everything from fantasy to mystery to science fiction to high adventure, for everyone from the first-time adventurer to the most experienced veteran of our interactive stories.

So find out what it's like to get inside a story. Get one from Infocom. Because with Infocom's interactive fiction, there's room for you on every disk.



Ease into interactive fiction with our Can't-Lose Sampler Offer! Watch for Infocom's new sampler disk at your favorite dealer—and get your first taste of interactive fiction for just \$7.95 (suggested retail price). You've got nothing to lose (in fact, you can make a shiny new nickel in the bargain) because your Infocom sampler disk even comes

with a coupon entitling you to \$8 off the purchase of your first complete Infocom story, plus coupons for other exciting bonuses!

INFOCOM™

55 Wheeler St., Cambridge, MA 02138


For your: Apple II, Macintosh, Atari, Commodore 64, CP/M 8*, DECmate, DEC Rainbow, DEC RT-11, HP 150 & 110, IBM PC* & PCjr, KAYPRO II, MS-DOS 2.0*, NEC APC, NEC PC-8000, Osborne, TRS-80 Color Computer, Tandy 2000, TI Professional, TI 99/4A, TRS-80 Models I & III.

*Use the IBM PC version for your Compaq and the MS-DOS 2.0 version for your Wang, Mindset, Data General System 10, GRiD and many others.

white house. A table
ly for the preparation
est, and a dark stair-
d. A dark chimney
ll window which is
brown sick, smell-
ing on the table.

round here

n door
hut, a
case
tern



signed to that particular PCjr waited in obvious suspense for the verdict. After a few moments, it came: "What was the old keyboard like?" said the reporter. "Do you have one in the back room you could show me?"

Spectacle aside, the media event in New York came as real relief to those who had been closely following the PCjr for the past nine months. For the microcomputer industry, IBM's entry into the home computer market was one of the biggest stories of 1983. Likewise, IBM's troubles with the PCjr threatened to become one of the biggest stories of 1984. Since late March, when the first reports of poor sales began trickling in, rumors of price cuts, new keyboards, and memory expanders were traded faster than computer stocks on Wall Street. For months everything seemed suspended in limbo. Now that the price has been cut, the keyboard replaced, and the memory expanded, IBM can stop denying rumors and go back to selling computers. And consumers—IBM hopes—can go back to buying them.

IBM did more on July 31 than just introduce a new keyboard. A new keyboard alone would have been an anticlimax, as IBM realized. Computer manufacturers have been making good keyboards for years. So IBM also promised to give a free keyboard to all current owners of PCjrs, and to those who buy remaining inventories of PCjrs with old keyboards.

This generous offer was perhaps the biggest surprise of the day. Plenty of computer companies have made mistakes in the past, but very few have offered free retrofits on such a scale. Still, the offer wasn't solely an outburst of altruism. It



The new and improved IBM PCjr with its typewriter-style keyboard.

both protects and reinforces IBM's all-important reputation for dependability and service. And as an IBM publicist confided, it's also IBM's way of acknowledging that it should have designed the PCjr with the new keyboard in the first place.

(Implicitly, at least, the free keyboard offer also was a clue to how poorly the PCjr had sold in its first six months; it will cost IBM an estimated \$5 million to replace approximately 60,000 keyboards. Soon after

the PCjr was unveiled in November 1983, some industry experts were predicting that IBM would sell 250,000 to 480,000 units in that same period.)

Wisely, then, IBM figured the keyboard giveaway would compensate for a lot of bad publicity and make present owners happy that they had bought an IBM in the first place. As Estridge admitted, the criticism had been stinging: "We were puzzled about the reaction to the PCjr, puzzled because it

COMPUTE! Books

The Second Book Of Machine Language

Personal Computer Machine Language
Programming for the Commodore 64, VIC-20, Atari,
Apple, and PET/CBM Computers

By Richard Mansfield

A COMPUTE! Books Publication

\$14.95

SECOND BOOK OF MACHINE LANGUAGE

Richard Mansfield

The follow-up to the best-selling *Machine Language for Beginners*, this book leads the programmer deeper into the most powerful and efficient programming techniques available for personal computers. Fully tutorial, with easy step-by-step explanations, the book shows how to construct significant, effective machine language programs. Included is a high-speed, professional-quality, label-based assembler. Everything that's needed for optimized programming on the Commodore 64, Atari, VIC-20, PET/CBM, and Apple computers.

\$14.95

ISBN #0-942386-53-1

Coming in October

COMPUTE! Publications, Inc. 

One of the ABC Publishing Companies
324 W. Wendover Avenue, Suite 200, Greensboro, NC 27408, 919-275-9809.

To order your copy, call 1-800-334-0868.

was so intense....You can't wake up and eat breakfast every morning and read in the paper that you have a crummy keyboard and not be impressed."

But apparently IBM also faced a public relations dilemma. Judging from the way the event was organized, IBM didn't want the keyboard announcement to monopolize *too* much attention. Essentially, they were patching up what has been an embarrassing episode for the world's largest computer company. So IBM surrounded the keyboard announcement with a press kit full of other announcements—all of which were interesting, but none of which would have drawn the same number of journalists to New York on 24 hours' notice.

It was a futile effort, however. The new keyboard was the talk of the day.

Here's what IBM announced on July 31:

- PCjr typewriter-style keyboard. Available now, the new cordless keyboard is a significant improvement over the old chiclet-style "Freeboard." Except for the new keys and the lettering on the keycaps, it's virtually identical to the old model. In fact, it's made for IBM by the same outside company and built into the same case. IBM says the infrared link has been slightly improved. The F and J keycaps have raised ridges so your fingers can more easily find the home row without glancing away from the screen. Although the keyboard isn't quite as good as you might expect for a computer in the PCjr's price range—there's still no separate special function keys or numeric keypad—it should satisfy the vast majority of complaints about the old keyboard.

- Optional memory expansion to 512K RAM. The expanders are snap-on modules which attach to the right side of the

PCjr system unit. Each module contains 128K; snapping three of them together yields a total of 512K, counting the 128K already installed inside an Enhanced Model PCjr. The extra memory requires a specially configured version of DOS 2.1. Configuration programs are included with the modules. You can configure the memory to act like contiguous RAM (as in the PC) or as a RAMdisk. When the memory is set up as a RAMdisk, addressed as drive C:, a PCjr with only one physical disk drive can run some PC software designed for two-drive systems. IBM's memory modules will retail for \$325 each. Although memory expansion to as much as 640K was already available from several outside companies, IBM knows that many owners prefer to stick with pure IBM equipment when expanding their machines. The expansion option also shows that IBM itself is addressing the complaint that the PCjr is not as PC-compatible as promised. Furthermore, it signals a shift in IBM's marketing orientation for the PCjr, as we'll explain below.

- Power expansion attachment. This is an auxiliary power supply required if more than one 128K memory expander is added to a PCjr. It snaps onto the right side of the system unit between the expanders and the computer. It has its own power transformer that plugs into a wall socket. The retail price is \$150.

- Lotus 1-2-3 on cartridge. Strictly speaking, this wasn't an IBM announcement, but it was announced simultaneously in Boston by Lotus Development Corp. The extremely popular spreadsheet/data base/business graphics package will be available on plug-in ROM cartridge for the PCjr in the fourth quarter of 1984. Actually, the PC disk version of Lotus 1-2-3 will run on a PCjr if you add one of

the new memory expanders for a system total of 256K, but the cartridge version will work on a standard 128K PCjr. That means you'll be able to run best-selling Lotus on a computer that costs less than \$1000.

- PCjr speech attachment. Like the memory expanders, this is a module for the right side of the system unit. It has a 196-word vocabulary in ROM and a microphone jack so you can record your own words and sounds on disk. Output is routed through the TV speaker or the audio jack. Programs incorporating speech and other sounds can be written for the attachment. The retail price is \$300.

- PCjr Colorpaint on cartridge. This is a \$99 graphics-drawing program very similar to Apple's MacPaint for the Macintosh, except it lets you draw in 16 colors. Like MacPaint, it works with a mouse controller (not included) that lets you select drawing options by pulling out hideaway menus and pointing to icons.

- Managing Your Money on cartridge and disk. Written by financial expert Andrew Tobias, this budgeting program has proven very popular on the IBM PC. It runs on a 128K PCjr and retails for \$199.

- PCjr educational discounts for schools and full-time teachers. Two systems are being offered: an Enhanced Model PCjr with DOS 2.1, Cartridge BASIC, an RF modulator, and keyboard cord will cost \$700 in quantities of one to 14, and \$675 for 15 or more; and the same system with an IBM PCjr Color Display (RGB monitor) instead of the RF modulator will cost \$950 in quantities of one to 14, and \$900 for 15 or more.

- Eight new educational programs for homes and schools.

- Writing to Read. This is a language laboratory for schools



Closeup of the keyboard. You'll notice that the key layout is exactly the same—but the "feel" is certainly different.

consisting of IBM personal computers, speech attachments, Selectric typewriters, special software, workbooks, cassette tapes, and other materials. It teaches kindergartners and first-graders how to read by encouraging them to write original stories and essays. The system was tested over the last two years by more than 22,000 pupils in 225 schools and declared a success by some leading educators.

Now for the \$64K question: Will IBM's long-awaited improvements finally make the PCjr the popular computer it was supposed to be?

We probably won't know for sure until Christmas. But one thing is certain—at \$999 list, the new and improved PCjr is now a solid contender in the marketplace. Its closest competitors are the Apple IIe and IIc. For a list price of \$995, the IIe offers only 64K RAM, no disk drive, and only 40 columns in text mode. It can be expanded to a maximum 128K and 80 columns. For

\$1295, the IIc includes 128K RAM, switchable 40/80 columns, and a built-in disk drive. But Apple disk drives have less than half the capacity of IBM drives. Also, neither Apple can match the PCjr's graphics, sound, and memory expansion capabilities.

Apple II series computers do have a larger software base, especially in terms of home and educational programs. But IBM is rapidly catching up, and the new memory expansion modules allow the PCjr to run hundreds of PC programs which were incompatible before.

Of course, list prices don't tell the whole story. With typical discounts, you can usually buy an Apple IIe system with a disk drive and monochrome monitor for under \$1000. But the PCjr also is being aggressively discounted. In early August, a local ComputerLand was selling the Enhanced Model PCjr for only \$699—a full \$300 off the list price. At \$699 for 128K, a 360K double-sided disk drive, and the new keyboard, the PCjr will be hard to beat.

The improved PCjr will

probably even cut into sales of the IBM PC. This is what IBM tried to avoid when it first introduced the PCjr, but IBM seems less concerned now. For one thing, IBM was almost forced to upgrade the PCjr after all the resistance it met. And second, IBM is preparing to introduce a new machine that will likely displace the PC as IBM's top-line personal computer.

Following is a breakdown of how much money could be saved by purchasing a PCjr instead of a PC (the computers are equipped to approximate each other's capabilities). All amounts are retail list prices for IBM products.

Standard IBM PC	
with 256K RAM,	
one 360K disk drive:	\$1995
Asynchronous communications adapter:	100
Color/graphics adapter:	244
Game control adapter:	45
Printer adapter:	75
DOS 2.1:	65
TOTAL:	\$2524

Enhanced Model PCjr	
with 128K RAM,	
one 360K disk drive:	\$ 999
128K RAM memory module:	325
Cartridge BASIC:	75
DOS 2.1:	65
TOTAL:	\$1464

Although the two systems are similarly equipped, there are still some differences, of course. Even with the color/graphics adapter, the PC lacks some of the PCjr's graphics and sound capabilities. But the PC runs programs faster, has faster disk input/output, and provides simultaneous disk I/O with its DMA (Direct Memory Access) controller. The PCjr has a cordless keyboard, but the PC's keyboard has separate special function keys, a numeric keypad, and better feel. Both computers could be expanded to 640K RAM, multiple floppy disk

drives, and a hard disk—though you'd have to buy non-IBM products for the PCjr.

All things considered, the new and improved PCjr is very nearly as powerful as a PC and can save you more than \$1000. It seems likely that many people will opt for the PCjr.

It also seems probable that the PCjr's market will shift somewhat. IBM is no longer pushing the PCjr as a home computer—at least, not to the same extent it was before. Some journalists at the July 31 press conference noticed the difference as soon as they saw the roomful of Juniors running demo programs. Nine months earlier, nearly all the PCjrs were running games and other home applications. This time, the computers were running more "serious" programs, including business software. A couple of

reporters put the question to Philip Estridge, the Entry Systems Division president: Is the PCjr still a home computer, or not?

Estridge wouldn't answer yes or no. Instead, he said IBM perceives that leisure use of home computers is declining and that more people are demanding serious applications. Recent IBM research, he added, indicates that 75 percent of the people who buy a PCjr have access to an IBM PC at work. Therefore, IBM assumes these people want a computer at home that can run PC programs from the office.

To reach that market, Estridge said IBM's new advertising for the PCjr will emphasize that it's a general-purpose computer which can be adapted to a variety of applications. "Trying to describe a computer as a 'home computer' or a 'business computer' or an

educational computer,' I don't think the statistics are there to support such a niche," said Estridge. "People buy a computer because they have a purpose for it."

Of course, practically any computer these days can be adapted to home, educational, or business applications. It's just that some computers are more powerful for certain applications than others. But these distinctions could blur as even the low-end computers grow increasingly powerful. (In fact, some machines for less than \$500 will soon appear which offer more processing power than a \$4000 PC-XT.) At that point, prices, target strategies, and software libraries may stratify the personal computer market more than computing power.

In the final analysis, it will be the consumers who'll decide where—or if—the PCjr fits in. ©

BACK UP!

★ Commodore 64 Owners ★

DISK COMMANDER

IS THE POWERFUL 1541 DISK DRIVE BACKUP & UTILITY PROGRAM YOU'VE BEEN WAITING FOR!
WILL EVEN BACKUP PROTECTED DISKS.

GET THE BEST!

1. Written In Fast Machine Language
2. System Configuration: Supports 1 - 4 Drives Hardware or Software Drive Number Selection
3. Use Simple DOS Commands From Program For Formatting, Copying, Renaming, Scratching Files, Displaying Directory, Etc.
4. Backup Program Supports 1 or 2 Drive Backup MODES:
BAM - Copy Allocated Sectors
Total - Copy All Sectors
Protected - Copy All Sectors Including Bad Sectors
(Allows Backup Of Many "Heavily Protected" Disks)
5. Disk Monitor Displays Track & Sector in Hex and ASCII Simultaneously Read/Write/Modify Individual Blocks w/Screen Editor

Dealer & Distributor
Inquiries Invited

\$45.⁹⁵



TOLL FREE ORDER LINE



24 HRS / 7 DAYS

1-800-237-8400 x200

Florida: 1-800-282-1469 x200

Payment: US currency, Mastercard and Visa. COD Orders Add \$3.00
Florida Residents Add 5% Sales Tax. Shipping and Handling Add \$2.50

POWERSOFT

INCORPORATED

P.O. Box 7333 Bradenton, FL 33507

Plug PHONEMARK™ into your C-64, VIC-20



MODEL PM-4402C

PHONEMARK Datasettes

now available directly from the original manufacturer who designed the datasettes truly compatible with Commodore Computer System. To meet the budget of home computer users, now we can deliver lower prices with higher quality datasettes. Models for Atari, Apple, Sinclair also available.

ALL MODELS BUILT WITH PLUG-IN CABLE.

Dealer and Distributor inquiries only

PHONEMARK™ Direct Sales

3519 S.W. 100th St., Seattle, WA 98146 • (206) 935-8519

Canyon Runner

Vic Neale

In "Canyon Runner" you are a pilot on a mission through a very perilous canyon. You must survive this test. The only way to do so is by maneuvering your tiny plane through the endlessly scrolling canyon. Versions for VIC-20, Commodore 64, Atari, and Apple.

At first, it's easy. But chunks of rock and other obstacles soon get in your way as you maneuver through the canyon. Any of these could lead to the destruction of your plane.

To avoid disaster, you have to avoid all the dark areas and hit all the areas marked BONUS. When you begin to think that everything is going to be fine and that you are home safe, things suddenly become difficult and you encounter a mind-boggling time warp. The time warp has enveloped part of the canyon. The pulsing colors of the time warp can easily distract you, so be careful. If you make it through this time warp, you will be faced with a narrower canyon.

The game is joystick-controlled. At the start of the game, you may choose at which skill level you would like to begin. The easiest level is number 5 and the hardest is number 1. Between 1 and 5 there are other degrees of difficulty. Every time you make it through a color zone, you advance a level, so it might be best to start at the easiest level just to get some practice. You gain points in the game according to how long you can manage to survive.

The VIC version of the game is divided into two parts so that it will fit into the limited memory of the unexpanded VIC. The first part (Program 1) will automatically load and run the second part (Program 2), provided you save Program 2 with the filename CR. If you are using tape instead of disk, be sure to change the 8 to a 1 in line 50 of Program 1. Be sure to save Program 2 immediately following Program 1 on the same tape. When you load and run Program 1, leave the PLAY button on the Datasette depressed to load and run Program 2.

Commodore 64 And Atari Notes

Kevin Mykytyn, Editorial Programmer

In the Commodore 64 and Atari versions of "Canyon Runner," you are trying to guide your helicopter through an ever-changing canyon, shoot your opponent's helicopter, and avoid the salvos your opponent may fire at you.

Both programs are written entirely in machine language and must be entered using the MLX machine language editor. Be sure you read and understand the MLX article elsewhere in this issue before you begin typing.

The Commodore 64 version of MLX will ask you for the starting and ending address of the machine language. For Canyon Runner (Program 3), the starting address is 49152 and the ending address is 51720. To run the program, load it by filename followed by ,1,1 for tape or ,8,1 for disk, then SYS 49152.

Atari MLX also asks for several addresses. The starting and ending addresses are 8192 and 9904, respectively. The run/init address is 8192. MLX will allow disk users to create either a boot disk or a binary file. If you select the binary file option, the program must be loaded with DOS menu selection L (binary load). If you use the filename AUTORUN.SYS for the binary file, the game will automatically load and run when you boot the system. Tape owners should create a boot tape using the appropriate MLX option.

The game requires two joysticks and has many options. You may choose the type of shot by pressing A for altitude bombs or

D for detonation bombs. Altitude bombs will always explode at the altitude they are fired, while detonation bombs will change their altitude as you change the altitude of your helicopter. On the Commodore 64, you may also choose the solo option. This allows player 1 to practice flying through the canyon, although firing will not work properly.

At the bottom left and bottom right of the screen are the numbers from 1 to 9. The present difficulty level will be highlighted. These numbers indicate each player's individual difficulty level. The lower, the more difficult. Each player can change his difficulty level by moving his joystick from side to side.

The width of the canyon is also selectable, with three widths to choose from. On the 64, make your selection by pressing the 1, 2, or 3 key. On the Atari, use the SELECT key. Choosing width 3 will give a very narrow canyon that can challenge even an experienced player.

After the options have been chosen, begin the game on the 64 by pressing both joysticks up simultaneously, or on the Atari by pressing the START key. All action is controlled with the joysticks. You can change your altitude by moving the joystick back and forth and fly from side to side by moving the joystick left and right. The 64 version provides a graphic altimeter at the bottom of the screen to indicate your altitude, while the Atari version's altimeter has a digital readout.

To fire a bomb at your opponent, simply press the joystick button. The flight of the bomb can be heard as a whistling sound. The Commodore 64 version utilizes sprite priorities to simulate explosions above and below the target. The Atari version achieves the same effect with player/missile graphics.

Program 1: Canyon Runner, VIC Loader

Refer to the "Automatic Proofreader" article before typing this program in.

```
10 POKE51,0:POKE55,0:POKE52,28:POKE56,28:
   CLR:POKE36869,255 :rem 173
15 PRINT"{CLR}{9 DOWN}{4 RIGHT}CANYON RUN
   NER" :rem 121
16 PRINT"{3 DOWN}{5 RIGHT}PLEASE WAIT
   {WHT}" :rem 240
20 FORI=7168TO7679:POKEI,PEEK(I+25600):NE
   XT :rem 99
30 FORI=7384TO7399:READA:POKEI,A:NEXT
   :rem 84
40 DATA 255,255,255,255,255,255,255,255,1
   95,231,231,231,0,0,165,231 :rem 229
```

60 COMPUTE! October 1984

```
50 S$="LO"+CHR$(34)+"CR"+CHR$(34)+" ,8:"+C
   HR$(131):REM CHANGE 8 TO 1 FOR TAPE US
   ERS :rem 214
60 FORI=1TOLEN(S$):POKE630+I,ASC(MID$(S$,
   I)):NEXT:POKE198,I:END :rem 93
```

Program 2: Canyon Runner, VIC Main Program

Refer to the "Automatic Proofreader" article before typing this program in.

```
5 SYS 65017:POKE36869,255 :rem 120
10 PRINT"{CLR}":POKE36879,8:POKE36878,15:
   S5=36875:S1=36877:C=30720:S2=36876
   :rem 132
11 DEFFNR(X)=INT(RND(1)*X)+1:DEFFNP(X)=X+
   (PEEK(1)-PEEK(2)):DIMB$(15),T$(5),P(7)
```



Finally, a computer keyboard kids can use.

A computer can help your child learn but the keyboard often gets in the way. It's a jumble of keys that's confusing and hard for little fingers to operate. And it's not much fun.

Introducing Muppet Learning Keys from Koala Technologies.

The first computer keyboard made especially for young children. And the *only* keyboard with Kermit, Miss Piggy and the Muppet gang right on it—ready to introduce your child to the magic of letters, numbers, and colors.

Imagine you're five years old. Now pick a keyboard.


An easy choice, isn't it? That's because Muppet Learning Keys was created by education specialists to make learning an adventure for your child.

Unlike conventional keyboards, all the letters and numbers are in order. So a child can find A-B-C and 1-2-3 without hunting all over the keyboard.

Press any key on the keyboard and something always happens. Kermit flies a kite. Miss Piggy eats a pretzel. Fozzie puts out a fire.

That's how the fun begins. But soon, your child starts to explore and experiment. How many kites can Kermit fly? In how many colors? What do the other letters mean?

Muppet Learning Keys has things that every child knows and loves—a compass, a ruler, an eraser and a blackboard. Lots of stuff that a kid can't wait to get his hands on.



All-consuming tests.

When it came time to test this new marvel, we turned to the experts. Children.

We let them do their worst to it. Peanut butter. Teeth. Even Ketchup.

Then we wiped its washable mylar surface with a sponge, and plugged it in.

And those kids did their best with it—having fun while they experienced the joy and wonder of learning.

Give your child Muppet Learning Keys and make computer learning child's play.

Muppet Learning Keys. The hands-on keyboard for kids.


For the Apple IIc, Apple IIe, and Commodore 64 computers.

In-box software by Sunburst Communications. Muppet Learning Keys works with software that is designed or modified for it.

Commodore is a trademark of Commodore Business Machines, Inc. Apple is a registered trademark of Apple Computer Inc. Muppet Learning Keys, Muppet and character names are trademarks of Henson Associates, Inc.

© 1984 Koala Technologies Corporation.



The symbol  is a trademark of Koala Technologies Corporation.

The symbol  is a trademark of Sunburst Communications.



```

,L(7) :rem 0
20 FORX=OTO7:READL(X):NEXT :rem 203
40 FORX=1TO6:READC%(X):NEXT :rem 202
100 GOSUB815:FORX=828TO871:READA:POKEX,A:
NEXT :rem 136
110 FORX=1TO15:READB$(X):NEXT:FORX=1TO5:R
EADT%(X):NEXT :rem 214
115 PRINT"{CLR}{DOWN}ENTER LEVEL":PRINT"
{2 DOWN}5 EASY..HARD 1" :rem 66
116 GETSK$:SK=VAL(SK$):IFSK>5ORSK<1THEN11
6 :rem 146
120 B=0:P=7910:SC=0:S=7:X2=1:DL=SK*(15+(S
K-5)):R=(SK*4)+20:H=SK*5 :rem 171
130 PRINT"{CLR}"SPC(S)"{WHT}{RVS} READY
{2 SPACES}":FORX=1TO21:PRINTSPC(S)B$(
1):NEXT:POKEP,28:FORD=1TO1500:rem 124
135 NEXT:TIS$="000000" :rem 116
140 POKES5,128+(100-DL):POKES1,128+(100-D
L):FORX=1TO5 :rem 26
220 FORY1=1TO40:FORY=1TO5:J=X:J1=X:IFFNR(
H)=1THENJ1=((X*2)+3+FNR(2)) :rem 130
230 GOSUB780 :rem 180
270 IFPEEK(P)=32THEN630 :rem 88
280 TU=0:GOSUB810:NEXT :rem 124
290 IFFNR(R)=1THENK=X:K1=K:GOTO400
:rem 117
305 TU=230:J=X:J1=X:FORY=1TO25:GOSUB800
:rem 186
310 IFPEEK(P)=32THEN630 :rem 83
315 GOSUB810 :rem 178
320 IFY=13ANDX=5THENJ1=1:TU=0:GOSUB760:S=
S-4:IFS<2THENS=2 :rem 115
325 IFY=13ANDX=5THENNEXT :rem 46
330 IFY=13THENJ1=J1+1:TU=0:GOSUB760:NEXT
:rem 253
370 NEXT:R=R-5:H=H-4:DL=DL-10:IFDL<0THEND
L=0:R=10:H=3:GOTO140 :rem 248
380 GOTO140 :rem 105
400 FORZ=1TO13:J=X:J1=X:GOSUB800 :rem 255
410 IFPEEK(P)=32THEN630 :rem 84
420 TU=240:GOSUB810:NEXT:POKES5,228:POKES
1,228 :rem 76
430 FORZ1=1TO10:FORZ=KTOLSTEP-1:J=Z:J1=Z:
GOSUB780 :rem 172
470 IFPEEK(P)=32THEN630 :rem 90
480 POKEP,28:FORD=1TODL/2:NEXT:NEXT:K=4
:rem 0
490 FORZ=2TO5:J=Z:J1=Z:GOSUB780 :rem 229
530 IFPEEK(P)=32THEN630 :rem 87
540 POKEP,28:FORD=1TODL/2:NEXT:NEXT:NEXT
:rem 128
550 FORZ=4TOK1:IFS>INT((Z+11)/2)THENS=S-2
:rem 11
560 IFS<INT((Z+11)/2)THENS=S+1 :rem 252
570 J=Z:J1=Z:GOSUB800 :rem 27
580 IFPEEK(P)=32THEN630 :rem 92
590 TU=0:GOSUB810:NEXT :rem 128
600 FORZ=1TO13:J=X:J1=X:GOSUB800 :rem 1
610 IFPEEK(P)=32THEN630 :rem 86
620 TU=240:GOSUB810:NEXT:SC=SC+5000
:rem 115
625 POKES5,128+(100-DL):POKES1,128+(100-D
L) :rem 99
627 POKEP+C,T%(X):POKEP,27:PRINTSPC(S)"
{WHT}{RVS}BONUS":POKEP,28:GOTO290
:rem 184
630 E$=TIS$:POKES5,0:POKES1,0:POKES2,0:POK
EP+C,2 :rem 101
640 FORX=180TO220STEP2:POKES2,X:FORD=1TO5
0:NEXT:NEXT :rem 147
650 POKES2,0:FORY=0TO7:P(X)=P+L(X):POKEP,
42:NEXT:POKES1,175 :rem 197
660 FORX=15TO7STEP-1:FORY=0TO7:POKEP(Y),4
6:P(Y)=P(Y)+L(Y):POKEP(Y)+C,1:POKEP(Y
),90:NEXT :rem 215
670 POKE36878,X:NEXT :rem 217
700 POKES1,0:POKE36878,15 :rem 177
710 S9=((VAL(MID$(E$,5,2)))+(VAL(MID$(E$,
3,2)))*60)):SC=SC+(S9*10) :rem 234
720 PRINT"{CLR}{6 RIGHT}{CYN}GAME OVER":P
RINT"{2 DOWN}"S9"SEC. IN TUNNEL"
:rem 19
722 PRINT"{2 DOWN}SCORE:"SC :rem 218
725 PRINT"{3 DOWN} FIRE BUTTON TO PLAY"
:rem 125
726 PRINT"{DOWN}C TO CHANGE SKILL
{5 SPACES}{DOWN}S TO STOP" :rem 217
730 IF-((PEEK(37151)AND32)=0)=1THEN120
:rem 68
735 GETAS$:IFAS$="C"THEN115 :rem 156
740 IFAS$<>"S"THEN730 :rem 105
750 END :rem 115
760 POKEP+C,T%(J):POKEP,27:PRINTSPC(S)"
{WHT}{RVS}BONUS":POKEP,28 :rem 154
770 B=B+1000:SC=SC+B:RETURN :rem 117
780 T=FNR(4):IFT<=2THENS=S+1:IFS>J+10THEN
S=S-2 :rem 114
790 IFT>=3THENS=S-1:IFS<2THENS=S+2
:rem 154
800 POKEP+C,T%(J):SYS828:POKEP,27:P=FNP(P
):PRINTSPC(S)B$(J1):RETURN :rem 215
810 POKEP,28:POKES2,TU:FORD=1TODL:NEXT:PO
KES2,0:RETURN :rem 84
815 FORD=1TO1500:NEXT:RETURN :rem 51
820 DATA-22,-21,1,23,22,21,-1,-23,28,159
:rem 183
830 DATA156,30,3,158,169,128,141,19,145,
169,0,133,1,100,2,169,127,141,34,145,
162,119 :rem 141
840 DATA236,32,145,208,4,169,1,133,1,169,
255,141,34,145,162,110,236,17,145,208
,4,169 :rem 92
850 DATA1,133,2,96,"{BLU}[[[[[[["",{GRN}
[[[[[[["",{YEL}[[[[[[["",{PUR}[[[[["",{
RED}[[[[["",{BLU}[[[[{2 SPACES}[[["
:rem 194
860 DATA"{BLU}[[ [[ [[["",{GRN}[[[[{OFF}
{2 SPACES}[[["",{GRN}[[{OFF}{2 SPACES}[[
[[["",{YEL}[[[[{OFF}{2 SPACES}[[["",{
YEL}[[{OFF}{2 SPACES}[[[" :rem 35
870 DATA"{PUR}[[[[{OFF} [[["",{PUR}[[{OFF} [[
["",{RED}[[[[["",{RED}[[{OFF} [[["{6,5,7
,4,2 :rem 172

```

Program 3: Canyon Runner For The 64

Version by Kevin Mykytyn, Editorial Programmer

Refer to the MLX article before typing this program in.


```

49152 :076,181,195,169,019,141,013
49158 :017,208,169,127,141,013,169
49164 :220,169,032,141,020,003,085
49170 :169,192,141,021,003,169,201
49176 :129,141,013,220,141,026,182
49182 :208,096,169,001,141,025,158
49188 :208,173,018,208,201,255,075
49194 :208,042,169,212,141,018,064
49200 :208,173,242,002,208,008,121
49206 :169,007,141,242,002,032,135
49212 :160,193,173,017,208,041,084
49218 :120,013,242,002,141,017,089

```


Now Available For
COMMODORE

Looks like a Ferrari. Drives like a Rolls. Parks like a Beetle.



Ask your computer dealer to let you test drive the all new 1984 Indus GT.™

The most advanced, most handsome disk drive in the world.

Flip its power switch and...

Turn your Atari into Ferrari.

Unleash your Apple.

And now turbocharge your Commodore.

Looks like a Ferrari.

The Indus GT is only 2.65" high. But under its front-loading front end is slimline engineering with a distinctive European-Gran flair.

Engaging its AccuTouch™ buttons lets you control the LED-lit CommandPost™. Marvel at how responsive it makes every Commodore, Apple and Atari personal computer.

Drives like a Rolls.

Nestled into its soundproofed chassis is the quietest and most powerful disk drive system money can buy. At top speed, it's virtually inaudible...whisper quiet.

Built into each Indus GT is a perfect combination of craftsmanship and advanced engineering. Luxurious styling reflects the personal tastes of each GT owner.

And each GT comes with the exclusive *GT DrivingSystem™* of software programs.* World-class word processing is a breeze with the *GT Estate WordProcessor™*. Your dealer will describe the two additional programs that allow GT owners to accelerate their computer driving skills.

Also, the 1984 Indus GT is covered with the *GT PortaCase™*. A stylish case that conveniently doubles as a 80-disk storage file.*

Parks like a Beetle.

The GT's small, sleek, condensed size makes it easy to park.

A *WarrantyPlus™* package is included with every Indus GT, featuring full year parts and labor on the complete drive train.

Drive home a winner and park an Indus GT next to your personal computer.



INDUS™

The all-new 1984 Indus GT Disk Drive.

The most advanced, most handsome disk drive in the world.

*Included as standard equipment.


For dealer information, call 1-800-33-INDUS. In California, 1-800-54-INDUS, (213) 882-9600.

©1983 Indus Systems, 9304 Deering Avenue, Chatsworth, CA 91311. The Indus GT is a product of Indus Systems. Atari is a registered trademark of Atari, Inc. Apple is a registered trademark of Apple Computer, Inc. Commodore is a registered trademark of Commodore Business Machines, Inc.

49224 : 208, 206, 242, 002, 173, 013, 148
 49230 : 220, 041, 001, 208, 021, 076, 133
 49236 : 188, 254, 169, 255, 141, 018, 085
 49242 : 208, 173, 017, 208, 041, 120, 089
 49248 : 009, 007, 141, 017, 208, 076, 042
 49254 : 076, 192, 206, 167, 002, 240, 217
 49260 : 003, 076, 050, 193, 169, 006, 093
 49266 : 141, 167, 002, 169, 128, 141, 094
 49272 : 018, 212, 173, 249, 007, 201, 212
 49278 : 243, 208, 021, 169, 240, 141, 124
 49284 : 249, 007, 174, 167, 003, 208, 172
 49290 : 003, 141, 250, 007, 169, 129, 069
 49296 : 141, 018, 212, 076, 161, 192, 176
 49302 : 238, 249, 007, 174, 167, 003, 220
 49308 : 208, 003, 238, 250, 007, 173, 011
 49314 : 000, 220, 172, 176, 002, 174, 138
 49320 : 002, 208, 074, 176, 005, 192, 057
 49326 : 000, 240, 001, 136, 074, 176, 033
 49332 : 005, 192, 255, 240, 001, 200, 049
 49338 : 074, 176, 001, 202, 074, 176, 121
 49344 : 001, 232, 074, 008, 142, 002, 139
 49350 : 208, 140, 176, 002, 152, 074, 182
 49356 : 074, 074, 024, 105, 214, 141, 068
 49362 : 011, 208, 040, 176, 005, 169, 051
 49368 : 001, 141, 192, 002, 173, 001, 214
 49374 : 220, 172, 177, 002, 174, 004, 203
 49380 : 208, 074, 176, 005, 192, 000, 115
 49386 : 240, 001, 136, 074, 176, 005, 098
 49392 : 192, 255, 240, 001, 200, 074, 178
 49398 : 176, 014, 224, 000, 208, 009, 109
 49404 : 173, 016, 208, 041, 251, 141, 058
 49410 : 016, 208, 202, 202, 074, 176, 112
 49416 : 013, 224, 255, 208, 008, 173, 121
 49422 : 016, 208, 009, 004, 141, 016, 152
 49428 : 208, 232, 142, 004, 208, 140, 186
 49434 : 177, 002, 152, 074, 074, 074, 067
 49440 : 024, 105, 214, 141, 013, 208, 225
 49446 : 173, 001, 220, 041, 016, 208, 185
 49452 : 005, 169, 001, 141, 193, 002, 043
 49458 : 076, 188, 254, 173, 250, 003, 226
 49464 : 240, 096, 160, 039, 169, 032, 024
 49470 : 153, 208, 006, 136, 016, 250, 063
 49476 : 173, 243, 002, 201, 000, 208, 127
 49482 : 021, 173, 244, 002, 201, 027, 230
 49488 : 240, 008, 169, 027, 141, 244, 141
 49494 : 002, 076, 129, 193, 238, 243, 199
 49500 : 002, 076, 129, 193, 201, 011, 192
 49506 : 208, 021, 173, 244, 002, 201, 179
 49512 : 028, 240, 008, 169, 028, 141, 206
 49518 : 244, 002, 076, 129, 193, 206, 192
 49524 : 243, 002, 076, 129, 193, 173, 164
 49530 : 027, 212, 016, 205, 076, 100, 246
 49536 : 193, 173, 244, 002, 172, 243, 131
 49542 : 002, 153, 208, 006, 153, 224, 112
 49548 : 006, 174, 245, 002, 200, 202, 201
 49554 : 208, 252, 153, 208, 006, 153, 102
 49560 : 224, 006, 169, 001, 141, 250, 175
 49566 : 003, 096, 169, 040, 133, 251, 082
 49572 : 169, 004, 133, 252, 169, 000, 123
 49578 : 133, 253, 169, 004, 133, 254, 092
 49584 : 162, 018, 160, 039, 177, 251, 215
 49590 : 145, 253, 136, 016, 249, 024, 237
 49596 : 169, 040, 101, 251, 133, 251, 109
 49602 : 165, 252, 105, 000, 133, 252, 077
 49608 : 024, 169, 040, 101, 253, 133, 152
 49614 : 253, 165, 254, 105, 000, 133, 092
 49620 : 254, 202, 208, 218, 032, 053, 155
 49626 : 193, 096, 173, 064, 003, 208, 187
 49632 : 042, 173, 192, 002, 208, 003, 076
 49638 : 076, 215, 194, 173, 011, 208, 083
 49644 : 141, 080, 003, 169, 255, 141, 001
 49650 : 001, 212, 141, 168, 002, 169, 167
 49656 : 017, 141, 004, 212, 169, 017, 040
 49662 : 141, 005, 212, 169, 226, 141, 124
 49668 : 006, 212, 169, 001, 141, 064, 085
 49674 : 003, 173, 096, 003, 240, 003, 016
 49680 : 076, 177, 194, 173, 168, 002, 038
 49686 : 141, 001, 212, 206, 168, 002, 240
 49692 : 201, 040, 240, 003, 076, 215, 035
 49698 : 194, 169, 060, 141, 096, 003, 185
 49704 : 169, 129, 141, 004, 212, 169, 096
 49710 : 010, 141, 001, 212, 169, 017, 084
 49716 : 141, 005, 212, 169, 235, 141, 187
 49722 : 006, 212, 173, 013, 208, 205, 107
 49728 : 080, 003, 240, 074, 144, 036, 129
 49734 : 173, 013, 208, 056, 237, 128, 117
 49740 : 003, 205, 080, 003, 144, 060, 059
 49746 : 173, 004, 208, 141, 000, 208, 048
 49752 : 173, 016, 208, 041, 004, 240, 002
 49758 : 008, 173, 016, 208, 009, 001, 253
 49764 : 141, 016, 208, 076, 177, 194, 144
 49770 : 173, 013, 208, 024, 109, 128, 249
 49776 : 003, 205, 080, 003, 176, 024, 091
 49782 : 173, 004, 208, 141, 006, 208, 090
 49788 : 173, 016, 208, 041, 004, 240, 038
 49794 : 008, 173, 016, 208, 009, 008, 040
 49800 : 141, 016, 208, 076, 177, 194, 180
 49806 : 173, 004, 208, 141, 008, 208, 116
 49812 : 169, 000, 141, 005, 208, 206, 109
 49818 : 145, 003, 173, 016, 208, 041, 228
 49824 : 004, 240, 008, 173, 016, 208, 041
 49830 : 009, 016, 141, 016, 208, 032, 076
 49836 : 181, 198, 076, 062, 196, 206, 067
 49842 : 096, 003, 208, 033, 169, 000, 175
 49848 : 141, 064, 003, 141, 192, 002, 215
 49854 : 141, 000, 208, 141, 006, 208, 126
 49860 : 141, 008, 208, 141, 096, 003, 025
 49866 : 173, 016, 208, 041, 004, 141, 017
 49872 : 016, 208, 169, 128, 141, 004, 106
 49878 : 212, 173, 065, 003, 208, 042, 149
 49884 : 173, 193, 002, 208, 003, 076, 107
 49890 : 178, 195, 173, 013, 208, 141, 110
 49896 : 081, 003, 169, 255, 141, 008, 121
 49902 : 212, 141, 169, 002, 169, 017, 180
 49908 : 141, 011, 212, 169, 017, 141, 167
 49914 : 012, 212, 169, 226, 141, 013, 255
 49920 : 212, 169, 001, 141, 065, 003, 079
 49926 : 173, 097, 003, 240, 003, 076, 086
 49932 : 151, 195, 173, 169, 002, 141, 075
 49938 : 008, 212, 206, 169, 002, 201, 048
 49944 : 040, 240, 003, 076, 178, 195, 244
 49950 : 169, 060, 141, 097, 003, 169, 157
 49956 : 129, 141, 011, 212, 169, 010, 196
 49962 : 141, 008, 212, 169, 017, 141, 218
 49968 : 012, 212, 169, 235, 141, 013, 062
 49974 : 212, 173, 011, 208, 205, 081, 176
 49980 : 003, 240, 060, 144, 029, 173, 197
 49986 : 011, 208, 056, 237, 129, 003, 198
 49992 : 205, 081, 003, 144, 046, 173, 212
 49998 : 002, 208, 141, 000, 208, 173, 042
 50004 : 016, 208, 041, 254, 141, 016, 248
 50010 : 208, 076, 151, 195, 173, 011, 136
 50016 : 208, 024, 109, 129, 003, 205, 006
 50022 : 081, 003, 176, 017, 173, 002, 042
 50028 : 208, 141, 006, 208, 173, 016, 092
 50034 : 208, 041, 247, 141, 016, 208, 207
 50040 : 076, 151, 195, 173, 002, 208, 157
 50046 : 141, 008, 208, 173, 016, 208, 112
 50052 : 041, 239, 141, 016, 208, 169, 178
 50058 : 000, 141, 003, 208, 206, 144, 072
 50064 : 003, 032, 181, 198, 076, 062, 184
 50070 : 196, 206, 097, 003, 208, 022, 114

Flight Simulator II

For Apple,
& Commodore 64™
Atari,



Put yourself in the pilot's seat of a Piper 181 Cherokee Archer for an awe-inspiring flight over realistic scenery from New York to Los Angeles. High speed color-filled 3D graphics will give you a beautiful panoramic view as you practice takeoffs, landings, and aerobatics. Complete documentation will get you airborne quickly even if you've never flown before. When you think you're ready, you can play the World War I Ace aerial battle game. Flight Simulator II features include ■ animated color 3D graphics ■ day, dusk, and night flying modes ■ over 80 airports in four scenery areas: New York, Chicago, Los Angeles, Seattle, with additional scenery areas available ■ user-variable weather, from clear blue skies to grey cloudy conditions ■ complete flight instrumentation ■ VOR, ILS, ADF, and DME radio equipped ■ navigation facilities and course plotting ■ World War I Ace aerial battle game ■ complete information manual and flight handbook.

See your dealer . . .

or write or call for more information. For direct orders please add \$1.50 for shipping and specify UPS or first class mail delivery. American Express, Diner's Club, MasterCard, and Visa accepted.


Order Line: 800/637-4983

subLOGIC
Corporation
713 Edgebrook Drive
Champaign IL 61820
(217) 359-8482 Telex: 206995

50076 :169,000,141,065,003,141,163
50082 :193,002,141,000,208,141,079
50088 :006,208,141,008,208,169,140
50094 :128,141,011,212,076,181,155
50100 :197,120,165,001,041,251,187
50106 :133,001,160,000,185,000,153
50112 :208,153,000,048,185,000,018
50118 :209,153,000,049,185,000,026
50124 :210,153,000,050,185,000,034
50130 :211,153,000,051,185,000,042
50136 :212,153,000,052,185,000,050
50142 :213,153,000,053,185,000,058
50148 :214,153,000,054,185,000,066
50154 :215,153,000,055,200,208,041
50160 :205,165,001,009,004,133,245
50166 :001,088,160,000,185,134,046
50172 :200,153,000,060,185,134,216
50178 :201,153,000,061,200,208,057
50184 :241,160,015,185,118,200,159
50190 :153,216,048,136,016,247,062
50196 :169,003,141,128,003,141,093
50202 :129,003,169,000,141,033,245
50208 :208,169,147,032,210,255,029
50214 :024,162,010,160,000,032,170
50220 :240,255,169,001,141,033,115
50226 :208,076,041,198,169,005,235
50232 :141,144,003,141,145,003,121
50238 :169,125,141,001,208,141,079
50244 :007,208,141,009,208,141,014
50250 :015,212,169,000,141,167,010
50256 :003,141,016,208,169,240,089
50262 :141,249,007,141,250,007,113
50268 :173,017,208,041,247,141,151
50274 :017,208,169,015,141,024,160
50280 :212,169,000,141,192,002,052
50286 :141,193,002,141,064,003,142
50292 :141,065,003,141,096,003,053
50298 :141,097,003,141,016,208,216
50304 :141,001,212,141,008,212,075
50310 :141,000,208,141,006,208,070
50316 :141,008,208,141,004,212,086
50322 :141,011,212,173,031,208,154
50328 :173,024,208,041,240,009,079
50334 :012,141,024,208,169,000,200
50340 :141,250,003,169,012,141,112
50346 :005,220,032,003,192,169,023
50352 :000,141,033,208,169,147,106
50358 :032,210,255,169,001,141,222
50364 :033,208,024,162,020,160,027
50370 :003,032,240,255,160,200,060
50376 :169,022,032,030,171,024,136
50382 :162,020,160,028,032,240,080
50388 :255,160,200,169,033,032,037
50394 :030,171,024,162,022,160,019
50400 :003,032,240,255,160,200,090
50406 :169,043,032,030,171,173,080
50412 :144,003,024,105,048,032,080
50418 :210,255,024,162,022,160,051
50424 :028,032,240,255,160,200,139
50430 :169,043,032,030,171,173,104
50436 :145,003,024,105,048,032,105
50442 :210,255,169,003,141,243,007
50448 :002,169,027,141,244,002,089
50454 :169,070,141,002,208,141,241
50460 :002,208,169,200,141,004,240
50466 :208,141,004,208,169,125,121
50472 :141,003,208,141,005,208,234
50478 :169,006,141,028,208,169,255
50484 :000,160,000,153,128,061,042
50490 :200,208,250,169,031,141,033
50496 :128,061,169,248,141,194,237

50502 :061,169,224,141,029,208,134
50508 :169,244,141,255,007,169,037
50514 :245,141,248,007,141,251,091
50520 :007,141,252,007,169,246,142
50526 :141,253,007,169,247,141,028
50532 :254,007,169,150,141,014,067
50538 :208,141,010,208,141,012,058
50544 :208,169,204,141,015,208,033
50550 :169,001,141,193,061,169,084
50556 :128,141,129,061,141,023,235
50562 :208,169,000,141,044,208,132
50568 :141,045,208,169,007,141,079
50574 :046,208,169,015,141,039,248
50580 :208,141,042,208,141,043,163
50586 :208,169,002,141,040,208,154
50592 :169,005,141,041,208,169,125
50598 :255,141,167,002,173,031,167
50604 :208,206,178,003,208,003,210
50610 :076,220,193,173,031,208,055
50616 :041,002,240,020,173,002,150
50622 :208,141,008,208,169,000,156
50628 :141,003,208,206,144,003,133
50634 :032,181,198,076,062,196,179
50640 :173,031,208,041,004,240,137
50646 :019,169,001,141,167,003,202
50652 :169,245,141,250,007,206,214
50658 :145,003,032,181,198,076,093
50664 :062,196,173,144,003,208,250
50670 :028,032,065,199,024,162,236
50676 :005,160,013,032,240,255,181
50682 :169,033,160,200,032,030,106
50688 :171,169,053,160,200,032,017
50694 :030,171,076,041,198,173,183
50700 :145,003,208,157,032,065,110
50706 :199,024,162,005,160,013,069
50712 :032,240,255,169,022,160,134
50718 :200,032,030,171,169,053,173
50724 :160,200,032,030,171,032,149
50730 :065,199,169,060,160,200,127
50736 :032,030,171,169,049,141,128
50742 :033,006,169,001,141,113,005
50748 :006,169,011,141,245,002,122
50754 :169,255,141,021,208,032,124
50760 :252,198,173,000,220,013,160
50766 :001,220,170,041,001,208,207
50772 :006,032,083,199,076,054,022
50778 :196,138,041,002,208,005,168
50784 :169,000,133,198,000,173,001
50790 :000,220,041,004,208,013,076
50796 :173,128,003,201,001,240,086
50802 :003,206,128,003,076,141,159
50808 :198,173,000,220,041,008,248
50814 :208,013,173,128,003,201,084
50820 :009,240,003,238,128,003,241
50826 :076,141,198,173,001,220,179
50832 :041,004,208,013,173,129,200
50838 :003,201,001,240,172,206,205
50844 :129,003,076,071,198,173,038
50850 :001,220,041,008,208,159,031
50856 :173,129,003,201,009,240,155
50862 :152,238,129,003,076,071,075
50868 :198,169,000,141,001,212,133
50874 :141,008,212,169,129,141,218
50880 :004,212,169,017,141,005,228
50886 :212,169,237,141,006,212,151
50892 :120,169,020,141,001,212,099
50898 :169,006,141,166,003,162,089
50904 :255,160,255,136,208,253,203
50910 :202,208,248,169,000,141,166
50916 :004,212,169,128,141,004,118
50922 :212,169,000,141,008,208,204

COMPUTE! BOOKS




Personal Telecomputing

Don Stoner

Telecomputing, the art of electronic communication, is one of the most interesting aspects of computer use. This lively and informal book shows the beginner how to talk to others using a computer. Menus and commands of bulletin boards and major informational utilities such as CompuServe and The Source are explained, guiding the user through the maze of telecomputing. Chapters explain and compare telecommunication peripherals. Turn your home computer into a communications center.

\$12.95

ISBN 0-942386-47-7
August




COMPUTE!'s Guide to Adventure Games

Gary McGath

A complete guide to the world of text adventures. Chapters discuss what goes into a good text adventure and show you how to create adventure games of your own. You'll also find reviews of many of the most popular text adventures. There's even a complete adventure program—"Tower of Mystery"—that's ready to type in and run on virtually all popular home computers. If you enjoy playing or creating text adventure games, this is the book for you.

\$12.95

ISBN 0-942386-67-1



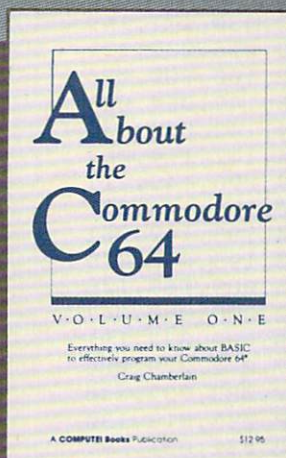
Computing Together:

A Parents and Teachers Guide to Using Computers with Young Children
Fred D'Ignazio

Fred D'Ignazio, popular columnist for COMPUTE! Publications, offers an array of information that makes computing with children both fun and educational. Written in a clear and lively style that makes it fun to read and use, this book covers such topics as how to choose the right software for young children and what computer camps can provide. Also included are two complete programs, "The Computer Friend" and "The Story Game," ready to type in and play on a variety of home computers.

\$12.95

ISBN 0-942386-51-5



All About the Commodore 64: Volume I

Craig Chamberlain

All About the Commodore 64 is written for programmers who want to develop the full potential of their computers. Each chapter introduces a BASIC programming concept and teaches how to PRINT and POKE, how to use variables, output, built-in and user-defined functions, logical operators, controlling your program, string variables, subroutines, loops, arrays, and much more. A must for beginning to intermediate programmers.

\$12.95

ISBN 0-942386-40-X
289 pages, split wire bound

To order your copy, call toll-free **1-800-334-0868** or write:
COMPUTE! Books, P.O. Box 5406, Greensboro, NC 27403

Please include a \$2.00 shipping and handling charge per book on all book orders.

50928 :206,166,003,208,226,169,194
 50934 :000,141,004,212,088,096,019
 50940 :032,065,199,024,162,023,245
 50946 :160,003,032,240,255,160,084
 50952 :200,169,095,032,030,171,193
 50958 :032,095,199,024,162,023,037
 50964 :160,028,032,240,255,160,127
 50970 :200,169,095,032,030,171,211
 50976 :172,128,003,185,154,007,169
 50982 :009,128,153,154,007,172,149
 50988 :129,003,185,179,007,009,044
 50994 :128,153,179,007,160,050,215
 51000 :162,255,202,208,253,136,248
 51006 :208,248,096,120,169,000,135
 51012 :141,026,208,169,049,141,034
 51018 :020,003,169,234,141,021,150
 51024 :003,088,096,120,169,032,076
 51030 :141,020,003,169,192,141,240
 51036 :021,003,096,165,203,201,013
 51042 :056,208,010,169,011,141,181
 51048 :245,002,169,049,141,033,231
 51054 :006,201,059,208,010,169,251
 51060 :009,141,245,002,169,050,220
 51066 :141,033,006,201,008,208,207
 51072 :010,169,007,141,245,002,190
 51078 :169,051,141,033,006,201,223
 51084 :018,208,024,162,011,160,211
 51090 :208,032,240,199,162,013,232
 51096 :160,208,032,003,200,169,156
 51102 :004,141,113,006,169,255,078
 51108 :141,021,208,201,010,208,185
 51114 :024,162,080,160,003,032,119
 51120 :240,199,162,081,160,003,253
 51126 :032,003,200,169,001,141,216
 51132 :113,006,169,255,141,021,125
 51138 :208,201,013,208,010,169,235
 51144 :251,141,021,208,169,019,241
 51150 :141,113,006,024,162,013,153
 51156 :160,016,032,240,255,169,060
 51162 :106,160,200,032,030,171,149
 51168 :024,162,015,160,016,032,121
 51174 :240,255,169,112,160,200,086
 51180 :032,030,171,096,142,064,003
 51186 :194,140,065,194,142,078,031
 51192 :194,140,079,194,142,114,087
 51198 :194,140,115,194,096,142,111
 51204 :059,195,140,060,195,142,027
 51210 :073,195,140,074,195,142,061
 51216 :102,195,140,103,195,096,079
 51222 :031,080,076,065,089,069,176
 51228 :082,032,049,032,000,080,047
 51234 :076,065,089,069,082,032,191
 51240 :050,032,000,067,072,079,084
 51246 :080,080,069,082,083,032,216
 51252 :000,087,073,078,083,013,130
 51258 :013,000,032,032,032,032,199
 51264 :032,080,082,069,083,083,237
 51270 :032,085,080,032,084,079,206
 51276 :032,080,076,065,089,044,206
 51282 :032,068,079,087,078,032,202
 51288 :084,079,032,069,078,068,242
 51294 :000,028,049,050,051,052,068
 51300 :053,054,055,056,057,000,119
 51306 :076,069,086,069,076,000,226
 51312 :066,079,077,066,083,000,227
 51318 :128,064,032,064,032,024,206
 51324 :006,001,001,006,008,024,170
 51330 :032,016,096,128,000,190,080
 51336 :000,000,190,000,000,060,130
 51342 :000,000,060,000,000,060,006
 51348 :000,000,060,000,000,060,012

51354 :000,000,060,000,000,028,242
 51360 :000,000,028,000,000,028,216
 51366 :000,000,223,000,000,223,100
 51372 :000,003,223,192,003,223,048
 51378 :192,003,223,192,003,223,246
 51384 :192,003,223,192,000,223,249
 51390 :000,000,028,000,000,016,234
 51396 :000,255,000,190,000,000,129
 51402 :190,000,000,060,000,000,196
 51408 :060,000,000,060,000,000,072
 51414 :060,000,000,060,000,000,078
 51420 :060,000,000,060,000,000,084
 51426 :060,000,000,060,000,000,090
 51432 :255,000,000,255,000,003,233
 51438 :255,192,003,255,192,085,196
 51444 :085,085,003,255,192,003,099
 51450 :255,192,000,255,000,000,184
 51456 :060,000,000,000,000,255,059
 51462 :000,190,000,000,190,000,130
 51468 :000,060,000,000,060,000,132
 51474 :000,060,000,000,060,000,138
 51480 :000,060,000,000,060,000,144
 51486 :000,060,000,000,060,005,155
 51492 :000,060,020,000,255,080,195
 51498 :000,253,064,003,245,192,031
 51504 :003,215,192,003,095,192,236
 51510 :001,127,192,005,255,192,058
 51516 :020,255,000,080,060,000,219
 51522 :000,000,000,255,000,190,255
 51528 :000,000,190,000,000,060,066
 51534 :000,000,060,000,000,060,198
 51540 :000,000,060,000,000,060,204
 51546 :000,000,060,000,000,060,210
 51552 :000,080,060,000,020,060,060
 51558 :000,005,255,000,001,127,234
 51564 :000,003,095,192,003,215,104
 51570 :192,003,245,192,003,253,234
 51576 :064,003,255,080,000,255,009
 51582 :020,000,060,005,000,000,211
 51588 :000,255,255,255,255,224,096
 51594 :222,003,238,223,223,224,247
 51600 :223,223,238,192,223,128,091
 51606 :024,001,192,060,003,128,046
 51612 :024,001,192,060,003,128,052
 51618 :024,001,192,060,003,128,058
 51624 :024,001,192,060,003,128,064
 51630 :024,001,192,060,003,128,070
 51636 :024,001,192,060,003,128,076
 51642 :024,001,192,060,003,128,082
 51648 :024,001,255,255,255,239,197
 51654 :000,000,000,000,000,000,198
 51660 :001,224,000,003,240,000,160
 51666 :003,249,192,003,227,224,084
 51672 :051,255,240,127,255,248,112
 51678 :255,255,248,255,255,128,082
 51684 :255,255,240,247,255,248,192
 51690 :111,249,252,031,251,254,102
 51696 :031,251,238,000,249,254,239
 51702 :001,240,252,001,224,120,060
 51708 :000,000,000,000,000,000,252
 51714 :000,000,000,239,013,013,011

Program 4: Atari Canyon Runner

Version by Kevin Mykytyn, Editorial Programmer

Refer to the MLX article before typing this program in.

8192:169,015,141,200,002,165,180
 8198:106,056,233,008,141,007,045
 8204:212,133,204,133,206,056,188



ATARI is a trademark of ATARI, INC.

Atari Inc. has cut all hardware and software prices. Please call for latest current prices.

SUPERPRINTER PACKAGES

Gemini 10X and Apeface	333
Prowriter and Apeface	409
Prowriter + Aid Interf. + Cable	485
Gemini 10X and Cardco + G	339
Prowriter and Cardco + G	414

No additional ship. charges on printer packages in Continental USA

INTERFACES

Aid Interfast I	Call
Ape Face	Call
R-Verter Modem	
Adaptor	39.95
MPP 1150	Call

DISK DRIVES

Indus GT	Call
Percom	Call
Trak	Call
Astra 2001	Call

Bring the trivia craze home with P.Q. The Party Quiz Game for the Atari and the CBM 64 Call

STAR MICRONICS PRINTERS

Gemini 10X	265
Gemini 15X	389
Delta 10X	419
Delta 15X	579
Radix 10X	579
Radix 15X	699
Powertype	419

MOSAIC

48K RAM	94.00
64K RAM/400	149.00
64K RAM/800+	
Cable Kit #1	169.00
64K Expander for	
600 XL	99.95

PRINTERS

Alphacom 40C	
w/interface	99.95
Alphacom 80C	
w/Interface	189.95
Axiom AT-550	
	279.00
Epson	Call
Prowriter I	Call
Riteman	Call
Silver Reed	Call
Toshiba 1351	Call
Toshiba 1340	Call

COMMODORE 64

CBM 64	Call
SX-64 Portable	Call
1541 Disk Drive	Call
1526 Printer	279.00
1530 Datasette	66.00
1702 Monitor	Call
1650 AD/AA Modem	89.00
RS 232 Interface	Call

MODEMS

Hayes Smart	Mark XII/1200
Modem 300	Baud
Mark II	MPP 1000 C
Mark VII/Auto Ans/	R-Verter Modem
Auto Dial	Adaptor
	Prometheus

COMMODORE 64 SOFTWARE

ACCESS

Neutral Zone - D/T	23.95
Spritmaster - D/T	23.95
Beachhead - D/T	23.95
Master Composer - D	27.95
Raid Over Moscow - D/T	27.95
Scrolls of	
Abadon - D/T	23.95

ACTIVISION

Super Busscard II	84.95
Home Inventory - D	23.95
Recipe - D	23.95
Audio/Video Cat - D	23.95
Mail List - D	23.95
Stamps - D	23.95
B.I. 80 Card	Call

BATTERIES INCLUDED

Consultant - D	69.95
Paperclip	
w/Spellpak - D	84.95
Super Busscard II	Call
Home Inventory - D	23.95
Recipe - D	23.95
Audio/Video Cat - D	23.95
Mail List - D	23.95
Stamps - D	23.95
B.I. 80 Card	Call

CARDCO

Graph Now - D	27.95
Spell Now - D	27.95
LQ-1 Printer	Call
LQ-2 Printer	Call
LQ-3 Printer	Call
RS-232 Interface	Call

COMMODORE

Assembler - D	39.95
Easy Finance I, II, III, IV - D	19.95
Easy Calc - D	64.95
Easy Mail - D	19.95
Easy Script - D	44.95
Easy Spell - D	19.95
Logo - D	57.95
The Manager - D	39.95
General Ledger - D	39.95
Accts. Rec. - D	39.95
Accts. Pay - D	39.95
Magic Desk - D	52.95
Zork I, II or III - D	32.95

COMMODORE (cont'd.)

Suspended - D	32.95
Spritemaster - D/T	23.95
Deadline - D	32.95
Soccer - Cart	29.95
Magic Voice	54.95
International	
Soccer - Cart	22.95

ELECTRONIC ARTS

Barbie - D	27.95
G.I. Joe - D	27.95
Hot Wheels - D	27.95
Impossible Mission - D	27.95
World's Greatest	
Baseball - D	27.95

HANDIC

64 Forth - Cart	29.95
64 Graf - Cart	23.95
Stat 64 - Cart	23.95
Calc Result Easy - Cart	34.95
Calc Result Adv - Cart	69.95
The Diary - Cart	23.95
The Tool - Cart	29.95

MISC. COMMODORE

Ken Uston's	
Blackjack - D	49.95
Quick Brown Fox - D/Cart	34.95
Ultima III - D	41.95
Flight Simulator II - D	37.95
Night Mission/	
Pinball - D/T	20.95
Home Accountant - D	49.95
Step By Step - D/T	44.95
Barron's Sat. - D	67.95
Rainbow Walker - D/T	23.95
Bristles - D/T	20.95
Telesat 64 - Cart	37.95
Star League	
Baseball - D/T	22.95
Castle Wolfenstein - D	20.95
MasterType - D/Cart	27.95
Aztec - D	27.95
Strip Poker - D	23.95
Astro Chase - D/T	20.95
Flip Flop - D/T	20.95

MISC. COMM. (cont'd.)

Beyond Wolfenstein - D	23.95
Sam - D	41.95
Mae Assembler - D	49.95
Jupiter Mission - D	34.95
Spelunker - D	23.95
Stealth - D	23.95
Bungling Bay - D	20.95
Dr. Creep - D	20.95
Adventure Writer - D	37.95
Speedwriter - D	49.95
Bruce Lee - D/T	23.95
On-Field Tennis - D/T	22.95
Graphics Basic - D	23.95
Air Rescue I - D/T	23.95
Challenger - D/T	23.95
F-15 Strike Eagle - D/T	23.95
Movie Maker - D	41.95
Data Manager II - D	34.95
Word Writer - D	34.95
Millionaire - D	37.95
Boulder Dash - D	23.95
VIP Terminal - D	39.95
Westridge Modem	79.95
Doodle - D	23.95

PARKER BROS.

SSI	Call
-----	------

SPINNAKER

Adventure Creator - Cart	27.95
Alf in the Color	
Caves - Cart	22.95
Alphabet Zoo - Cart	23.95
Delta Drawing - Cart	27.95
Facemaker - Cart	22.95
Fraction Fever - Cart	22.95
Grandma's House - D	23.95
Kids on Keys - Cart	22.95
Kidwriter - D	22.95
Kindercomp - Cart	22.95
Search/	
Amazing Thing - D	27.95
Snooper - 1 - D	30.95
Snooper - 2 - D	30.95
Story Machine - Cart	22.95
Trains - D	27.95

SYNAPSE

Blue Max - D/T	23.95
Fort Apocalypse - D/T	23.95
Necromancer - D/T	23.95
New York City - D/T	23.95
Quasimodo - D/T	23.95
Rainbow Walker - D/T	23.95
Relax Stress	
Reduction Sys.	99.95
Zaxxon - D/T	27.95

TIMWORKS

TOUCH TABLETS	
Koala Pad - D	69.95
Koala Pad - Cart	74.95
Animation Station - D	59.95

A T A R I S O F T W A R E

ACCESSORIES

Ape-Link	29.95
Big Foot 16K Buffer	Call
Big Foot 32K Buffer	Call
Big Foot 64K Buffer	Call
Gemini 10X BK Upgrade	Call
Koala Pad - D	69.95
Koala Pad - Cart	74.95
Humpy Dump - D	29.95
Monitors	Call
Compuserve Starter	27.95
Elephant SS/SD	17.00
Verbatim SS/DD	20.00
Elephant SS/DD	20.00
Triangle Replacement	
Keyboard for 400	54.95
Alien Voice Box II - D	99.95
Omnivox	82.95

INFOCOM

Deadline - D	29.95
Enchanter - D	23.95
Planetfall - D	24.95
Sorcerer - D	34.95
Starcross - D	29.95
Suspended - D	29.95
Witness - D	34.95
Zork I, II or III - D	27.95
Sea Stalker - D	24.95
Cuthroats - D	24.95

MISC. ATARI (cont'd.)

Dark Crystal - D	27.95
Ultima I - D	23.95
Ultima II - D	41.95
Letter/Spell Perfect - D	74.95
Harcourt/Bruce	
S.A.T. - D	59.95

OPTIMIZED SYSTEMS

Action - Cart	69.95
Basic XL - Cart	69.95
MAC/65 - Cart	69.95
DOS XL - D	27.95
Action Aid - D	27.95
C65 - D	59.95
Handy-Writer - D	89.95
Postal Tool - D	41.95
Print Tool - D	41.95

SSI

Carrier Force - D	41.95
Combat Leader - D/T	27.95
Cosmic Balance II - D	27.95
Cosmic Balance - D	27.95
Broadsides - D	27.95
War in Russia - D	55.95
50 Mission Crush - D	27.95
Questron - D	34.95
Rails West - D	27.95
Bomb Alley - D	41.95
Computer Ambush - D	41.95
Galactic Adventures - D	41.95
Computer Baseball - D	27.95
Reforged 88 - D	41.95
Objective Kursk - D	27.95

SYNAPSE

Synfile - D	54.95
Syncalc - D	54.95
Syntrnd - D	54.95
Synchron - D	29.95
Syncomm - D	29.95
Synstock - D	59.95
Relax - D	99.95
Alley Cat - D/T	23.95

D-Disk T-Cassette Cart-Cartridge

**To Order Call Toll Free
800-558-0003
For Technical Info, Order
Inquiries, or for Misc. Orders
414-351-2007**



NO SURCHARGE FOR MASTERCARD OR VISA

ORDERING INFORMATION. Please specify system. For fast delivery send cashier's check, money order or direct bank transfers. Personal and company checks allow 2 weeks to clear. Charges for COD are \$3.00. School Purchase Orders welcome. In CONTINENTAL USA, include \$3.00 shipping per software order. Include 3% shipping on all Hardware orders, minimum \$3.00. Mastercard & Visa please include card # and expiration date. WI residents please add 5% sales tax. HI, AK, FPO, APO, Canadian orders — add 5% shipping, minimum \$5.00. All other foreign orders, please add 15% shipping, minimum \$10.00. All goods are new and include factory warranty. Due to our low prices, all sales are final. All defective returns must have a return authorization number. Please call 414-351-2007 to obtain an RA# or your return will NOT be accepted for replacement or repair. Prices and availability are subject to change without notice.

COMPUTABILITY

P.O. Box 17882
Milwaukee, WI 53217

ORDER LINES OPEN

Mon-Fri 11 AM - 7 PM CST
Sat 12 PM - 5 PM CST

Apple Version Notes

Kevin Martin, Editorial Programmer

The object of the two-player Apple version of "Canyon Runner" is to navigate through a twisting canyon while trying to shoot down an opponent. But beware, your opponent will also be shooting at you.

The program is written in two parts and requires game paddles and a disk drive. Program 5 is all machine language and must be entered with the built-in monitor (see your Apple manual if you are unsure of how this is done). After Program 5 is entered, BSAVE it with the filename CANYON.ML using a starting address of \$6000 and length of \$923. Once you have saved Program 5, enter the loader program (Program 6) and save it. To play the game, load and run Program 6, which will load in and check the machine language from Program 5, then start the game.

When the program is run, you will be presented with a screen containing many options. Each player can choose his own level of difficulty. Player 1 increases or decreases his difficulty level by pressing X or Z, respectively, while player 2 uses the left and right arrow keys to accomplish this. If you wish to play alone, press S for the solo option.

There are two types of shots. If you press A at the start of the game you will be playing with altitude bombs which explode at the altitude at which they are fired.

The second type of bomb, the detonation bomb (chosen at the start of the game by pressing D), will change its altitude as you change the altitude of your plane, so you can continue to adjust your altitude to the altitude of your opponent after the shot is fired.

The overall width of the canyon can be adjusted by pressing the numbers from 1 to 3. The higher the number picked, the narrower the canyon.

Once the options have been chosen, you can start the game by pressing both paddle buttons simultaneously. The planes are moved from left to right using the paddle. Altitude is changed using the keyboard. Player 1 can increase or decrease his altitude with the A and Z keys. Player 2 can make his plane climb using the semicolon and descend using the period. An altitude reading for each player is displayed at the bottom of the screen.

At any time during the game, you may fire a bomb at your opponent by pressing the paddle fire button. A countdown reading will appear at the bottom of the screen showing the time until impact.

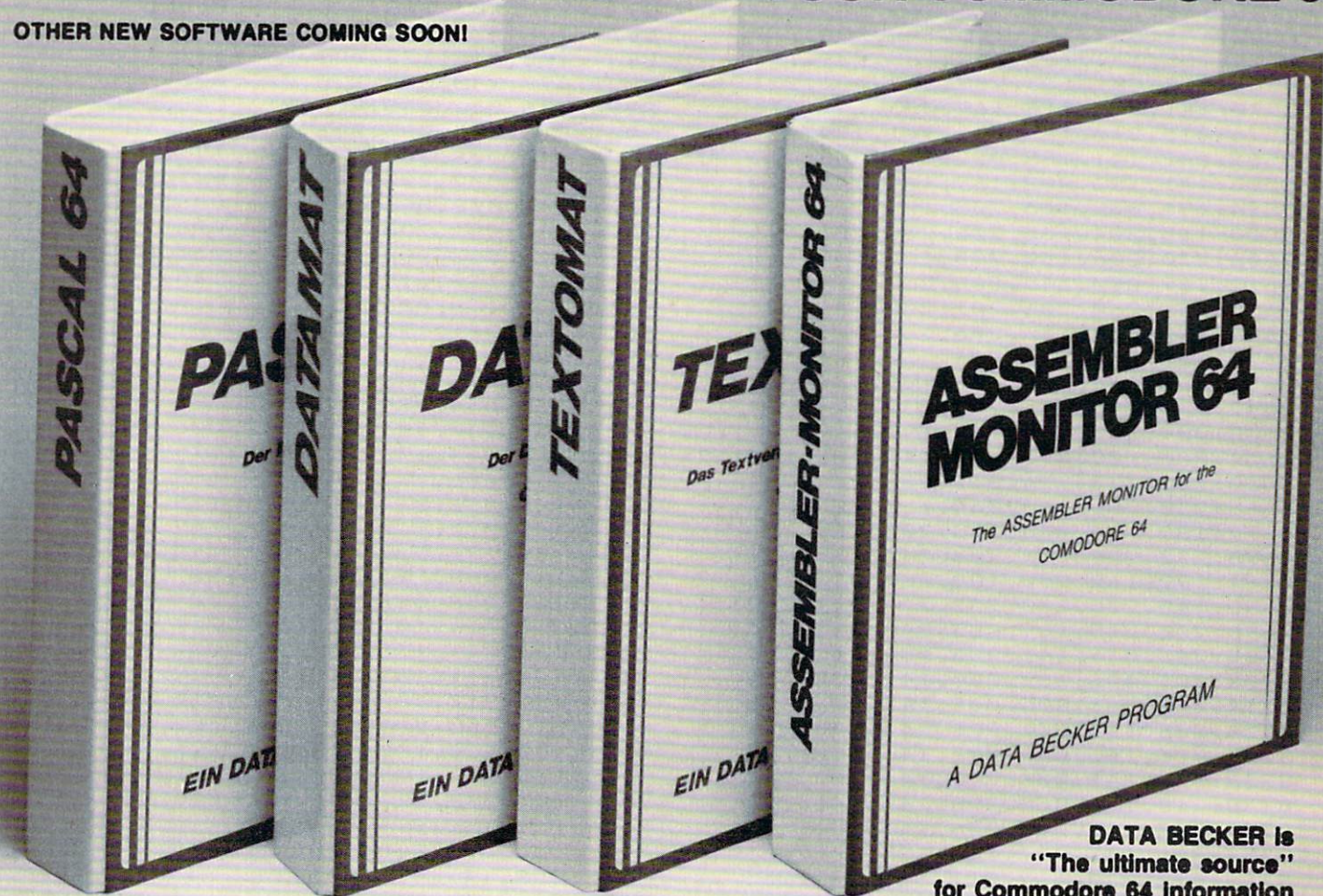
8210: 233, 008, 133, 225, 133, 227, 209
8216: 133, 229, 230, 227, 230, 229, 022
8222: 230, 229, 141, 244, 002, 169, 021
8228: 000, 133, 224, 133, 226, 133, 117
8234: 228, 133, 203, 133, 205, 169, 089
8240: 046, 141, 047, 002, 173, 048, 249
8246: 002, 133, 212, 173, 049, 002, 113
8252: 133, 213, 160, 003, 169, 102, 072
8258: 145, 212, 160, 006, 169, 038, 028
8264: 145, 212, 200, 192, 023, 208, 028
8270: 247, 169, 006, 145, 212, 200, 033
8276: 192, 029, 208, 249, 169, 007, 170
8282: 141, 014, 006, 160, 000, 185, 084
8288: 000, 224, 145, 224, 185, 000, 106
8294: 225, 145, 226, 185, 000, 226, 085
8300: 145, 228, 200, 208, 238, 169, 016
8306: 000, 133, 087, 169, 125, 032, 148
8312: 022, 038, 169, 004, 133, 084, 058
8318: 169, 005, 133, 085, 160, 009, 175
8324: 185, 161, 038, 140, 129, 006, 023
8330: 032, 022, 038, 172, 129, 006, 025
8336: 136, 016, 241, 169, 006, 133, 077
8342: 084, 169, 008, 133, 085, 160, 021
8348: 003, 185, 157, 038, 140, 129, 040
8354: 006, 032, 022, 038, 172, 129, 049

8360: 006, 136, 016, 241, 169, 015, 239
8366: 141, 002, 006, 141, 003, 006, 217
8372: 169, 002, 141, 160, 006, 169, 059
8378: 033, 141, 163, 006, 169, 008, 194
8384: 141, 031, 208, 076, 228, 032, 140
8390: 032, 175, 034, 165, 020, 105, 217
8396: 010, 197, 020, 208, 252, 173, 040
8402: 002, 006, 141, 018, 006, 173, 044
8408: 003, 006, 141, 019, 006, 173, 052
8414: 031, 208, 201, 005, 208, 063, 170
8420: 173, 163, 006, 201, 033, 240, 020
8426: 028, 169, 033, 141, 163, 006, 006
8432: 169, 016, 141, 227, 035, 169, 229
8438: 006, 141, 228, 035, 169, 017, 074
8444: 252, 032, 247, 033, 141, 233, 166
8450: 035, 169, 006, 141, 234, 035, 110
8456: 076, 198, 032, 169, 036, 141, 148
8462: 163, 006, 169, 002, 141, 227, 210
8468: 035, 169, 006, 141, 228, 035, 122
8474: 169, 003, 141, 233, 035, 169, 008
8480: 006, 141, 234, 035, 076, 198, 210
8486: 032, 201, 003, 208, 010, 206, 186
8492: 160, 006, 208, 005, 169, 003, 083
8498: 141, 160, 006, 160, 177, 173, 099
8504: 160, 006, 009, 016, 145, 088, 224

SERIOUS 64 SOFTWARE

INDISPENSIBLE TOOLS FOR YOUR COMMODORE 64

OTHER NEW SOFTWARE COMING SOON!



DATA BECKER is
"The ultimate source"
for Commodore 64 Information

PASCAL 64

This full compiler produces fast 6502 machine code. Supports major data Types: REAL, INTEGER, BOOLEAN, CHAR, multiple dimension arrays, RECORD, FILE, SET and pointer. Offers easy string handling, procedures for sequential and relative data management and ability to write INTERRUPT routines in Pascal! Extensions included for high resolution and sprite graphics. Link to ASSEM/MON machine language.

DISK \$39.95

DATAMAT 64

This powerful data base manager handles up to 2000 records per disk. You select the screen format using up to 50 fields per record. DATAMAT 64 can sort on multiple fields in any combination. Complete report writing capabilities to all COMMODORE or ASCII printers.

Available November DISK \$39.95

TEXTOMAT 64

This complete word processor displays 80 columns using horizontal scrolling. In memory editing up to 24,000 characters plus chaining of longer documents. Complete text formatting, block operations, form letters, on-screen prompting.


Available November DISK \$39.95

ASSEMBLER / MONITOR 64

This complete language development package features a macro assembler and extended monitor. The macro assembler offers freeform input, complete assembler listings with symbol table (label), conditional assembly. The extended monitor has all the standard commands plus single step, quick trace breakpoint, bank switching and more.

DISK \$39.95

DEALER INQUIRIES INVITED



All DATA BECKER software books have inside disk storage pockets, and heavy vinyl ring-binder covers for maximum durability and easy reference access.

AVAILABLE AT COMPUTER STORES, OR WRITE:

Abacus Software

P.O. BOX 7211 GRAND RAPIDS, MI 49510

Exclusive U.S. DATA BECKER Publishers

For postage & handling, add \$4.00 (U.S. and Canada), add \$6.00 for foreign. Make payment in U.S. dollars by check, money order or charge card. (Michigan Residents add 4% sales tax.)



FOR QUICK SERVICE PHONE (616) 241-5510

Commodore 64 is a reg. T.M. of Commodore Business Machines

8510:173,163,006,160,254,145,195
8516:088,173,031,208,201,006,007
8522:240,003,076,198,032,173,028
8528:160,006,024,105,003,141,007
8534:012,006,160,007,230,225,214
8540:185,096,038,145,224,136,148
8546:192,255,208,246,169,003,147
8552:141,029,208,165,088,024,247
8558:105,104,133,208,165,089,146
8564:105,001,133,209,169,000,221
8570:141,008,210,169,003,141,026
8576:015,210,169,007,141,192,094
8582:002,141,195,002,169,052,183
8588:141,193,002,169,102,141,120
8594:194,002,165,203,133,205,024
8600:165,204,133,206,230,206,016
8606:230,206,160,000,162,002,150
8612:169,000,145,205,200,208,067
8618:251,230,206,202,208,246,233
8624:165,204,133,206,165,203,228
8630:133,205,230,206,230,206,112
8636:160,064,162,000,189,087,082
8642:038,145,205,200,232,224,214
8648:009,208,245,160,192,162,152
8654:000,189,076,038,145,205,091
8660:200,232,224,011,208,245,052
8666:230,206,160,064,162,000,016
8672:189,076,038,145,205,200,053
8678:232,224,011,208,245,160,030
8684:192,162,000,189,087,038,136
8690:145,205,200,232,224,009,233
8696:208,245,169,005,248,033,132
8702:243,034,141,000,006,141,051
8708:001,006,169,000,141,004,069
8714:006,141,005,006,141,006,059
8720:006,141,007,006,141,008,069
8726:006,141,009,006,141,030,099
8732:208,141,001,210,141,003,220
8738:210,141,000,208,141,003,225
8744:208,141,048,006,141,051,123
8750:006,133,087,169,125,032,086
8756:022,038,169,011,133,084,253
8762:169,001,133,085,169,000,103
8768:174,000,006,032,247,037,048
8774:169,007,133,085,160,005,117
8780:185,104,038,140,112,006,149
8786:032,022,038,172,112,006,208
8792:136,016,241,169,018,133,033
8798:085,169,000,174,001,006,017
8804:032,247,037,169,005,133,211
8810:084,169,002,133,085,173,240
8816:000,006,208,020,160,014,008
8822:185,128,038,140,129,006,232
8828:032,022,038,172,129,006,011
8834:136,016,241,076,035,038,160
8840:173,001,006,208,020,160,192
8846:014,185,113,038,140,129,249
8852:006,032,022,038,172,129,035
8858:006,136,016,241,076,035,152
8864:038,169,001,133,087,169,245
8870:004,141,013,006,169,090,077
8876:141,049,006,169,168,141,078
8882:050,006,076,225,035,173,231
8888:120,002,201,011,208,006,220
8894:206,049,006,076,229,034,022
8900:201,007,208,006,238,049,137
8906:006,076,229,034,201,014,250
8912:208,013,173,002,006,201,043
8918:099,240,020,238,002,006,051
8924:076,229,034,201,013,208,213
8930:010,173,002,006,201,010,116

8936:240,003,206,002,006,173,094
8942:132,002,208,009,169,001,247
8948:141,008,006,169,000,133,189
8954:077,173,244,034,239,035,028
8960:121,002,201,011,208,006,037
8966:206,050,006,076,041,035,164
8972:201,007,208,006,238,050,210
8978:006,076,041,035,201,014,135
8984:208,013,173,003,006,201,116
8990:099,240,020,238,003,006,124
8996:076,041,035,201,013,208,090
9002:010,173,003,006,201,010,189
9008:240,003,206,003,006,173,167
9014:133,002,208,005,169,001,060
9020:141,009,006,173,049,006,188
9026:141,001,208,173,050,006,133
9032:141,002,208,032,078,037,058
9038:096,160,019,169,032,145,187
9044:208,136,016,251,173,010,110
9050:210,201,170,176,025,201,049
9056:085,176,011,173,013,006,048
9062:240,016,206,013,006,076,147
9068:108,035,173,013,006,201,132
9074:004,240,003,238,013,006,106
9080:169,000,172,013,006,174,142
9086:012,006,032,140,035,169,008
9092:008,056,237,012,006,170,109
9098:169,032,032,140,035,169,203
9104:000,174,012,006,032,140,252
9110:035,096,200,145,208,202,012
9116:208,250,096,165,088,133,072
9122:205,024,105,020,133,210,091
9128:165,089,133,206,105,000,098
9134:133,211,162,018,160,019,109
9140:177,210,145,205,136,016,045
9146:249,165,210,133,205,024,148
9152:105,020,133,210,165,211,012
9158:133,206,105,000,133,211,218
9164:202,208,227,032,067,035,207
9170:096,238,014,006,173,014,239
9176:006,201,008,208,012,169,052
9182:000,141,014,006,141,005,017
9188:212,032,147,035,096,141,123
9194:005,212,096,234,173,016,202
9200:006,141,016,006,173,017,087
9206:006,141,017,006,173,004,081
9212:240,035,235,036,006,208,244
9218:029,173,008,006,208,003,173
9224:076,143,036,169,050,141,111
9230:064,006,169,239,141,001,122
9236:210,173,002,006,141,016,056
9242:006,169,001,141,004,006,097
9248:173,006,006,208,097,238,248
9254:064,006,173,064,006,201,040
9260:200,208,112,169,060,141,166
9266:006,006,169,100,141,064,024
9272:006,169,015,141,001,210,086
9278:173,003,006,205,016,006,215
9284:240,044,144,021,173,003,181
9290:006,056,237,018,006,205,090
9296:016,006,144,030,173,050,243
9302:006,141,051,006,076,118,228
9308:036,173,003,006,024,109,187
9314:018,006,205,016,006,176,013
9320:009,173,050,006,141,048,019
9326:006,076,118,036,173,050,057
9332:006,141,000,208,169,000,128
9338:141,002,208,032,216,037,246
9344:206,001,006,076,254,033,192
9350:206,006,006,208,020,169,237
9356:000,141,001,210,141,008,129

GET THE MOST OUT OF YOUR COMMODORE-64 WITH ABACUS SOFTWARE



CADPAK-64

This advanced design package has outstanding features - two hires screens; draw LINES, RAYS, CIRCLES, BOXES; freehand DRAW; FILL with patterns; COPY areas; SAVE/RECALL pictures; define and use intricate OBJECTS; insert text on screen; UNDO last function. Requires high quality lightpen. We recommend McPen. Includes manual with tutorial.

DISK \$49.95 McPen lightpen \$49.95



VIDEO BASIC-64 DISK \$59.95

This superb graphics and sound development package lets you write software for distribution without royalties. Has hires, multicolor, sprite and turtle graphics; audio commands for simple or complex music and sound effects; two sizes of hardcopy to most dot matrix printers; game features such as sprite collision detection, lightpen, game paddle; memory management for multiple graphics screens, screen copy, etc.



MASTER 64

This professional application development package adds 100 powerful commands to BASIC including fast ISAM indexed files; simplified yet sophisticated screen and printer management; programmer's aid; BASIC 4.0 commands; 22-digit arithmetic; machine language monitor. Runtime package for royalty-free distribution of your programs. Includes 150 pp. manual.

DISK \$84.95



SYNTHY-64

This is renowned as the finest music synthesizers available at any price. Others may have a lot of onscreen frills, but SYNTHY-64 makes music better than them all. Nothing comes close to the performance of this package. Includes manual with tutorial, sample music.

DISK \$27.95 TAPE \$24.95

CHARTPAK-64

DISK \$42.95

This finest charting package draws pie, bar and line charts and graphs from your data or DIF, Multiplan and Basicalc files. Charts are drawn in any of 8 formats. Change format and build another chart immediately. Hardcopy to MPS801, Epson, Okidata, Prowriter. Includes manual and tutorial.

CHARTPLOT-64 DISK \$84.95

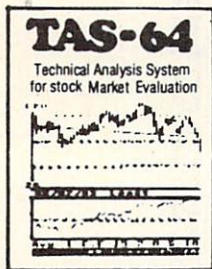
Same as CHARTPAK-64 for highest quality output to most popular pen plotters.



ULTRABASIC-64

This package adds 50 powerful commands (many found in VIDEO BASIC, above) - HIRES, MULTI, DOT, DRAW, CIRCLE, BOX, FILL, JOY, TURTLE, MOVE, TURN, HARD, SOUND, SPRITE, ROTATE, more. All commands are easy to use. Includes manual with two-part tutorial and demo.

DISK \$27.95 TAPE \$24.95



TAS-64 FOR SERIOUS INVESTORS

This sophisticated charting and technical analysis system is easy to use. Plot more than 15 technical indicators on a split screen (price vs. volume); moving averages; oscillators; trading bands; least squares; trend lines; superimpose graphs; five volume indicators; relative strength, volumes, etc. Includes 100 page manual.

DISK \$84.95



XREF-64 BASIC CROSS-REFERENCE

This tool allows you to locate those hard-to-find variables in your programs. Cross-references all tokens (keywords), variables and constants in sorted order. You can even add your own tokens so that you can cross-reference tokens from other software such as ULTRABASIC or VICTREE. Listings to screen or all ASCII printers. DISK \$17.95

* DEALER INQUIRIES INVITED

FREE CATALOG Ask for a listing of other Abacus Software for Commodore-64 or Vic-20

DISTRIBUTORS

Great Britain:
ADAMSOF
18 Norwich Ave.
Rochdale, Lancs.
706-524304

Belgium:
Inter. Services
AVGuillaume 30
Brussel 1160, Belgium
2-860-1447

France:
MICRO APPLICATION
147 Avenue Paul-Doumer
Rueil Malmaison, France
1732-9254

Canada:
KING MICROWARE LTD.
5950 Cote des Neiges
Montreal, Quebec H3S1Z6
514/737-9335

West Germany:
DATA BECKER
Merowingerstr 30
4000 Dusseldorf
0211/312085

Sweden:
TIAL TRADING
PO 516
34300 Almhot
478-12304

Australia:
CW ELECTRONICS
416 Logan Road
Brisbane, Queens
07-397-0808

New Zealand:
VISCOUNT ELECTRONICS
306-308 Church Street
Palmerston North
63-86-896

Commodore 64 is a reg. T.M. of Commodore Business Machines

AVAILABLE AT COMPUTER STORES, OR WRITE:

Abacus  Software

P.O. BOX 7211 GRAND RAPIDS, MICH. 49510

For postage & handling, add \$4.00 (U.S. and Canada), add \$6.00 for foreign. Make payment in U.S. dollars by check, money order or charge card. (Michigan Residents add 4% sales tax)



FOR QUICK SERVICE PHONE 616-241-5510

9362:006,141,004,006,141,006,194
 9368:006,141,048,006,141,051,033
 9374:006,173,005,006,208,029,073
 9380:173,009,006,208,003,076,127
 9386:048,037,169,050,141,065,168
 9392:006,169,239,141,003,210,176
 9398:173,003,006,141,017,006,016
 9404:169,001,141,005,006,173,171
 9410:007,006,208,097,238,065,047
 9416:006,173,065,006,201,200,083
 9422:208,112,169,060,141,007,135
 9428:006,169,100,141,065,006,187
 9434:169,015,141,003,210,173,161
 9440:002,006,205,017,006,240,188
 9446:044,144,021,173,002,006,108
 9452:056,237,019,006,205,017,008
 9458:006,144,030,173,049,006,138
 9464:141,051,006,076,236,036,026
 9470:231,037,023,037,173,002,245
 9476:006,024,109,019,006,205,117
 9482:017,006,176,009,173,049,184
 9488:006,141,048,006,076,023,060
 9494:037,173,049,006,141,000,172
 9500:208,169,000,141,001,208,243
 9506:032,216,037,206,000,006,019
 9512:076,254,033,206,007,006,110
 9518:208,020,169,000,141,003,075
 9524:210,141,009,006,141,005,052
 9530:006,141,048,006,141,051,195
 9536:006,141,007,006,173,064,205
 9542:006,141,000,210,173,065,153
 9548:006,141,002,210,173,048,144
 9554:006,141,000,208,173,051,149
 9560:006,141,003,208,032,199,165
 9566:035,076,150,037,169,000,049
 9572:133,087,169,010,133,084,204
 9578:169,001,133,085,169,000,151
 9584:174,002,006,032,247,037,098
 9590:169,032,032,022,038,169,068
 9596:008,133,085,160,002,185,185
 9602:110,038,140,129,006,032,073
 9608:022,038,172,129,006,136,127
 9614:016,241,169,010,133,084,027
 9620:169,017,133,085,169,000,209
 9626:174,003,006,032,247,037,141
 9632:169,032,032,022,038,169,110
 9638:001,133,087,096,032,175,178
 9644:034,173,005,208,041,015,136
 9650:240,020,173,049,006,141,039
 9656:000,208,169,000,141,001,191
 9662:208,032,216,037,206,000,121
 9668:006,076,254,033,173,006,232
 9674:208,041,015,240,020,173,131
 9680:050,006,141,000,208,169,014
 9686:000,141,002,208,032,216,045
 9692:037,206,001,006,076,254,032
 9698:033,165,020,197,020,240,133
 9704:252,076,225,035,169,015,236
 9710:141,001,210,169,000,141,132
 9716:003,210,169,100,141,064,163
 9722:006,169,232,037,170,038,134
 9728:000,133,020,165,019,197,022
 9734:019,240,252,169,000,141,059
 9740:001,210,096,134,212,133,030
 9746:213,032,170,217,032,230,144
 9752:216,160,000,132,203,177,144
 9758:243,072,041,127,032,022,055
 9764:038,104,048,005,164,203,086
 9770:200,208,238,096,170,173,103
 9776:071,003,072,173,070,003,184

9782:072,138,160,146,096,169,067
 9788:007,133,084,169,003,133,077
 9794:085,169,000,141,029,208,186
 9800:160,013,185,143,038,140,239
 9806:129,006,032,022,038,172,221
 9812:129,006,136,016,241,173,017
 9818:016,208,045,017,208,208,024
 9824:248,076,000,032,060,024,024
 9830:024,024,024,255,255,090,006
 9836:024,024,000,028,063,255,246
 9842:254,126,255,255,127,054,161
 9848:060,126,255,255,255,255,046
 9854:126,060,115,101,110,097,223
 9860:108,112,116,108,097,115,020
 9866:110,105,119,032,101,110,203
 9872:111,032,114,101,121,097,208
 9878:108,112,115,110,105,119,051
 9884:032,111,119,116,032,114,168
 9890:101,121,097,108,112,110,043
 9896:111,116,116,117,098,101,059

Program 5: Canyon Runner, Apple ML

Version by Kevin Martin, Editorial Programmer

6000- 4C 2B 61 A0 85 A0 A0 CD
 6008- C9 A0 B0 B0 F0 D2 A0 A0
 6010- A9 A0 A0 85 A3 C9 CB E5
 6018- D0 CC C1 D9 C5 D2 A0 B1
 6020- A0 A0 A0 C1 CC D4 A0 A0
 6028- A0 A0 A0 A0 A0 A0 A0 A0
 6030- A0 A0 C1 CC D4 A0 A0 A0
 6038- D0 CC C1 D9 C5 D2 A0 B2
 6040- 8D A0 D0 CC C1 CE C5 D3
 6048- A0 A0 A0 A0 A0 A0 A0 A0
 6050- A0 A0 A0 A0 A0 A0 A0 A0
 6058- A0 A0 A0 A0 A0 A0 A0 A0
 6060- A0 A0 D0 CC C1 CE C5 D3
 6068- 8D C3 CF D5 CE D4 A0 C4
 6070- CF D7 CE A0 A0 A0 A0 A0
 6078- A0 A0 A0 A0 A0 A0 A0 A0
 6080- A0 A0 A0 C3 CF D5 CE D4
 6088- A0 C4 CF D7 CE 00 A0 A0
 6090- A0 A0 A0 A0 A0 A0 A0 C7
 6098- C1 CD C5 A0 CF D6 C5 D2
 60A0- AD D0 D2 C5 D3 D3 A0 D2
 60AB- C5 D4 D5 D2 CE A0 A0 A0
 60B0- A0 A0 A0 A0 A0 A0 A0 D3
 60BB- C1 C4 A0 A0 A0 A0 A0 A0
 60C0- D0 D2 C5 D3 D3 A0 C2 CF
 60CB- D4 CB A0 C2 D5 D4 D4 CF
 60D0- CE D3 A0 D4 CF A0 D3 D4
 60DB- C1 D2 D4 8D CC C5 D6 C5
 60E0- CC BA A0 A0 A0 A0 A0 A0
 60EB- A0 A0 A0 A0 A0 A0 A0 A0
 60FO- A0 A0 A0 A0 A0 A0 A0 A0
 60FB- A0 A0 A0 A0 C7 C1 CD C5
 6100- BA 8D D0 CC C1 D9 C5 D2
 6108- A0 B1 A0 A0 A0 A0 A0 A0
 6110- A0 C4 C9 C6 C6 C9 C3 D5
 6118- CC D4 D9 A0 A0 A0 A0 A0
 6120- A0 A0 D0 CC C1 D9 C5 D2
 6128- A0 B2 00 A9 E1 8D 0B 60
 6130- A9 7A 8D 0C 60 20 71 61
 6138- 20 E2 F3 AD F7 F6 20 F4
 6140- F3 A9 00 8D 04 60 8D 05
 6148- 60 20 AA 62 20 6C 67 20
 6150- 21 65 20 24 66 20 0A 67
 6158- 20 70 66 AD 3F 03 C9 01
 6160- F0 03 20 7B 63 20 93 64

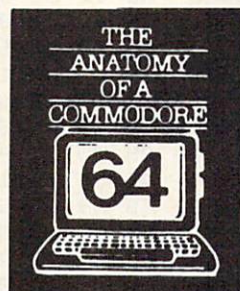
FOR COMMODORE-64 HACKERS ONLY!

The ultimate source for Commodore-64 Computer information

THE ANATOMY OF THE COMMODORE 64

is the insider's guide to the lesser known features of the Commodore 64. Includes chapters on graphics, sound synthesis, input/output control, sample programs using the kernal routines, more. For those who need to know, it includes the complete disassembled and documented ROM listings.

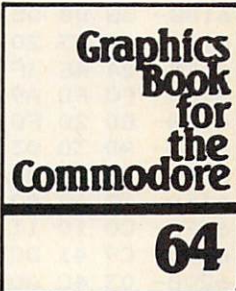
ISBN-0-916439-00-3 \$19.95



GRAPHICS BOOK FOR THE COMMODORE 64

takes you from the fundamentals of graphic to advanced topics such as computer aided design. Shows you how to program new character sets, move sprites, draw in HIRRES and MULTICOLOR, use a lightpen, handle IRQs, do 3D graphics, projections, curves and animation. Includes dozens of samples.

ISBN-0-916439-05-4 \$19.95



THE ANATOMY OF THE 1541 DISK DRIVE

unravels the mysteries of using the misunderstood disk drive. Details the use of program, sequential, relative and direct access files. Include many sample programs - FILE PROJECT, DIRECTORY, DISK MONITOR, BACKUP, MERGE, COPY, others. Describes internals of DOS with completely disassembled and commented listings of the 1541 ROMS.

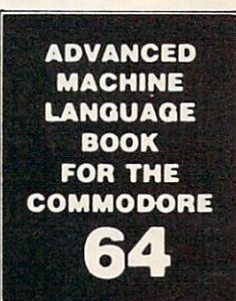
ISBN-0-916439-01-1 \$19.95



ADVANCED MACHINE LANGUAGE FOR THE COMMODORE 64

gives you an intensive treatment of the powerful '64 features. Author Lothar Englisch delves into areas such as interrupts, the video controller, the timer, the real time clock, parallel and serial I/O, extending BASIC and tips and tricks from machine language, more.


ISBN-0-916439-06-2 \$19.95



THE C-64 MACHINE LANGUAGE BOOK

is aimed at those who want to progress beyond BASIC. Write faster, more memory efficient programs in machine language. Test is specifically geared to Commodore 64. Learns all 6510 instructions. Includes listings for 3 full length programs: ASSEMBLER, DISASSEMBLER and amazing 6510 SIMULATOR so you can "see" the operation of the '64.

ISBN-0-916439-02-X \$14.95



THE C-64 IDEA BOOK

is for those who wonder what you can do with your '64. It is written for the novice and presents dozens of program listings the many, many uses for you computer. Themes include: auto expenses, electronic calculator, recipe file, stock lists, construction cost estimator, personal health record, diet planner, store window advertising, computer poetry, party invitations and more.

ISBN-0-916439-07-0 \$12.95



TRICKS & TIPS FOR THE COMMODORE 64

is a collection of easy-to-use programming techniques for the '64. A perfect companion for those who have run up against those hard to solve programming problems. Covers advanced graphics, easy data input, BASIC enhancements, CP/M cartridge on the '64, POKES, user defined character sets, joystick/mouse simulation, transferring data between computers, more. A treasure chest.

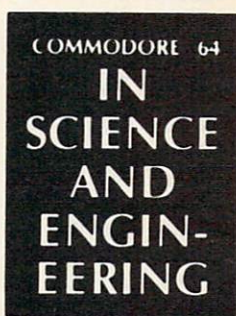
ISBN-0-916439-03-8 \$19.95



C-64 SCIENCE ENGINEER

is an introduction to the world of computers in science. Describes variable types, computational accuracy, computers in science. Describes variable types, computational accuracy, various sort algorithms. Topics include linear and nonlinear regression, Chi-square distribution, Fourier analysis, matrix calculations, more. Programs from chemistry, physics, biology, astronomy and electronics. Includes many program listings.

ISBN-0-916439-09-7 \$19.95



DEALER INQUIRIES ARE INVITED

If any of the titles featured above are not available at your local bookstore or computer outlet, ask them to order direct from Abacus Software.

IN CANADA CONTACT:

The Book Centre, 1140 Beaulac Street
Montreal, Quebec H4R1R8 Phone: (514) 322-4154

Commodore 64 is a reg. T.M. of Commodore Business Machines

OTHER NEW BOOKS ARE COMING SOON!

AVAILABLE AT COMPUTER STORES, OR WRITE:

Abacus  Software

Exclusive U.S. DATA-BECKER Publishers

P.O. BOX 7211 GRAND RAPIDS, MICH. 49510

For postage & handling, add \$4.00 (U.S. and Canada), add \$6.00 for foreign. Make payment in U.S. dollars by check, money order or charge card. (Michigan Residents add 4% sales tax).



FOR QUICK SERVICE PHONE 616-241-5510

6168- 20 15 64 20 45 63 4C 4C
6170- 61 20 E2 F3 AD F7 F6 20
6178- F4 F3 A9 14 85 22 20 58
6180- FC A9 01 8D 3F 03 A9 04
6188- 8D 3D 03 8D 3E 03 A9 50
6190- 8D 3C 03 A2 00 8D BA 60
6198- F0 06 20 F0 FD EB D0 F5
61A0- A9 07 85 24 A9 15 85 25
61A8- 20 22 FC AD 3C 03 C9 20
61B0- D0 05 A9 B1 4C C2 61 C9
61B8- 3B D0 05 A9 B2 4C C2 61
61C0- A9 B3 20 F0 FD A9 26 85
61C8- 24 AE 3F 03 BD B6 60 20
61D0- F0 FD A9 8D 20 F0 FD A9
61D8- 8D 20 F0 FD A9 04 85 24
61E0- AD 3D 03 18 69 B0 20 F0
61E8- FD A9 23 85 24 AD 3E 03
61F0- 18 69 B0 20 F0 FD AD 00
61F8- C0 10 11 8D 10 C0 29 7F
6200- C9 41 D0 0B A9 02 8D 3F
6208- 03 4C A0 61 4C 91 62 C9
6210- 44 D0 08 A9 03 8D 3F 03
6218- 4C A0 61 C9 53 D0 0B A9
6220- 01 8D 3F 03 4C A0 61 C9
6228- 31 D0 08 A9 20 8D 3C 03
6230- 4C A0 61 C9 32 D0 0B A9
6238- 3B 8D 3C 03 4C A0 61 C9
6240- 33 D0 08 A9 50 8D 3C 03
6248- 4C A0 61 C9 5A D0 0B CE
6250- 3D 03 D0 03 EE 3D 03 4C
6258- A0 61 C9 58 D0 10 EE 3D
6260- 03 AD 3D 03 C9 0A D0 03
6268- CE 3D 03 4C A0 61 C9 0B
6270- D0 0B CE 3E 03 D0 03 EE
6278- 3E 03 4C A0 61 C9 15 D0
6280- 10 EE 3E 03 AD 3E 03 C9
6288- 0A D0 03 CE 3E 03 4C A0
6290- 61 AD 62 C0 30 03 4C A0
6298- 61 AD 61 C0 30 03 4C A0
62A0- 61 A9 02 8D 0F 60 8D 10
62A8- 60 60 A9 14 85 22 20 58
62B0- FC A2 00 8D 18 60 F0 07
62B8- 20 F0 FD EB 4C B3 62 A9
62C0- 14 8D 11 60 A9 0A 8D 12
62C8- 60 A9 00 8D 15 60 8D 16
62D0- 60 A9 19 8D 07 60 A9 00
62D8- 8D 08 60 A9 A5 8D 09 60
62E0- A9 00 8D 0A 60 A9 01 85
62E8- E7 A9 70 85 E9 A9 00 85
62F0- EB A9 0A 8D 0D 60 A9 00
62F8- 8D 0E 60 20 28 63 EE 0D
6300- 60 AD 0D 60 3B E9 0A CD
6308- 3C 03 D0 EF A9 96 8D 0D
6310- 60 A9 00 8D 0E 60 20 28
6318- 63 EE 0D 60 AD 0D 60 3B
6320- E9 96 CD 3C 03 D0 EF 60
6328- A2 00 20 F0 F6 A9 00 AE
6330- 0D 60 AC 0E 60 20 11 F4
6338- AD 0D 60 AE 0E 60 A0 AC
6340- 20 3A F5 60 60 AD 15 60
6348- 1B 6D 16 60 C9 00 F0 0D
6350- A2 0F AD 30 C0 A9 04 20
6358- AB FC CA D0 F5 60 A9 10
6360- 8D 17 60 A0 01 A2 01 A9
6368- 50 20 AB FC AD 30 C0 EB
6370- D0 FD 88 D0 F0 CE 17 60
6378- D0 E9 60 AD 61 C0 30 6F
6380- AD 62 C0 30 7D AD 15 60
6388- F0 26 CE 15 60 D0 21 AD
6390- 13 60 CD 12 60 90 0A AD
6398- 13 60 3B ED 12 60 4C AB

63A0- 63 AD 12 60 3B ED 13 60
63AB- CD 3D 03 B0 03 4C BD 65
63B0- AD 16 60 F0 26 CE 16 60
63BB- D0 21 AD 14 60 CD 11 60
63C0- 90 0A AD 14 60 3B ED 11
63C8- 60 4C D3 63 AD 11 60 3B
63D0- ED 14 60 CD 3E 03 B0 03
63D8- 4C 7B 65 AD 3F 03 C9 03
63E0- D0 0C AD 11 60 8D 13 60
63EB- AD 12 60 8D 14 60 60 AD
63F0- 15 60 D0 8C A9 0A 8D 15
63F8- 60 AD 11 60 8D 13 60 4C
6400- 80 63 AD 16 60 D0 0B A9
6408- 0A 8D 16 60 AD 12 60 8D
6410- 14 60 4C 85 63 A9 15 85
6418- 25 20 22 FC A9 03 85 24
6420- AD 0F 60 18 69 B0 20 F0
6428- FD A9 0B 85 24 AD 11 60
6430- C9 0A B0 05 A9 A0 20 F0
6438- FD A9 00 AE 11 60 20 24
6440- ED A9 1A 85 24 AD 12 60
6448- C9 0A B0 05 A9 A0 20 F0
6450- FD A9 00 AE 12 60 20 24
6458- ED A9 23 85 24 AD 10 60
6460- 18 69 B0 20 F0 FD A9 8D
6468- 20 F0 FD A9 8D 20 F0 FD
6470- A9 0B 85 24 A9 00 AE 15
6478- 60 20 24 ED A9 A0 20 F0
6480- FD A9 25 85 24 A9 00 AE
6488- 16 60 20 24 ED A9 A0 20
6490- F0 FD 60 AD 00 C0 10 49
6498- 29 7F C9 41 F0 0F C9 5A
64A0- F0 18 C9 3B F0 21 C9 2E
64AB- F0 2A 4C E1 64 AD 11 60
64B0- C9 1E F0 2A EE 11 60 4C
64B8- DE 64 AD 11 60 C9 01 F0
64C0- 1D CE 11 60 4C DE 64 AD
64C8- 12 60 C9 1E F0 10 EE 12
64D0- 60 4C DE 64 AD 12 60 C9
64D8- 01 F0 03 CE 12 60 2C 10
64E0- C0 60 A9 A2 A2 00 8E E3
64E8- 64 8E E2 64 A2 7F AD 70
64F0- C0 AD 64 C0 29 80 0A 2A
64F8- 6D E2 64 8D E2 64 AD 65
6500- C0 29 80 0A 2A 6D E3 64
6508- 8D E3 64 CA D0 E3 A9 7F
6510- 3B ED E2 64 8D E2 64 A9
6518- 7F 3B ED E3 64 8D E3 64
6520- 60 20 E4 64 AD E2 64 C9
6528- 46 90 17 C9 64 B0 03 4C
6530- 4F 65 A2 03 CE 07 60 D0
6538- 03 CE 08 60 CA D0 F5 4C
6540- 4F 65 A2 03 EE 07 60 D0
6548- 03 EE 08 60 CA D0 F5 AD
6550- E3 64 C9 46 90 17 C9 64
6558- B0 03 4C 7A 65 A2 03 CE
6560- 09 60 D0 03 CE 0A 60 CA
6568- D0 F5 4C 7A 65 A2 03 EE
6570- 09 60 D0 03 EE 0A 60 CA
6578- D0 F5 60 68 68 AD 0F 60
6580- C9 00 F0 09 CE 0F 60 20
6588- 96 65 4C 38 61 20 96 65
6590- 20 FF 65 4C 35 61 A9 50
6598- AE 07 60 AC 08 60 20 11
65A0- F4 A2 02 20 30 F7 A6 1A
65AB- A4 1B A9 00 20 5D F6 A2
65B0- 00 88 D0 FD EB E0 0A D0
65B8- FB 20 5E 63 60 68 68 AD
65C0- 10 60 C9 00 F0 09 CE 10
65C8- 60 20 D8 65 4C 38 61 20
65D0- D8 65 20 FF 65 4C 35 61

```

65DB- A9 50 AE 09 60 AC 0A 60
65E0- 20 11 F4 A2 02 20 30 F7
65EB- A6 1A A4 1B A9 00 20 5D
65F0- F6 A2 00 88 D0 BB EB E0
65FB- 0A D0 F8 20 5E 63 60 A9
6600- 17 B5 25 20 22 FC A9 00
660B- B5 24 A2 00 BD BE 60 20
6610- F0 FD EB E0 27 D0 F5 2C
661B- 10 C0 AD 00 C0 10 FB C9
6620- BD D0 F4 60 A9 4B AE 07
662B- 60 AC 08 60 20 11 F4 A2
6630- 01 20 30 F7 A6 1A A4 1B
663B- A9 00 20 5D F6 A5 EA C9
6640- 3A F0 03 4C 7B 65 AD 3F
664B- 03 C9 01 F0 22 A9 4B AE
6650- 09 60 AC 0A 60 20 11 F4
665B- A2 01 20 30 F7 A6 1A A4
6660- 1B A9 00 20 5D F6 A5 EA
666B- C9 3A F0 03 4C BD 65 60
6670- A9 4B AE 07 60 AC 08 60
667B- 20 11 F4 A2 01 20 30 F7
6680- A6 1A A4 1B A9 00 20 5D
668B- F6 AD 3F 03 C9 01 F0 19
6690- A9 4B AE 09 60 AC 0A 60
669B- 20 11 F4 A2 01 20 30 F7
66A0- A6 1A A4 1B A9 00 20 5D
66AB- F6 60 AD 0B 60 0A 0A 3B
66B0- 6D 0B 60 8D 0B 60 AD 0C
66BB- 60 0A 0A 3B 6D 0C 60 8D
66C0- 0C 60 60 AD 0B 60 C9 55
66CB- 90 07 C9 AC B0 OE 4C E6
66D0- 66 AD 04 60 F0 10 CE 04
66DB- 60 4C E6 66 AD 04 60 C9
66E0- 31 F0 03 EE 04 60 AD 0C
66EB- 60 C9 55 90 07 C9 AC B0
66F0- 0E 4C 09 67 AD 05 60 F0
66FB- 10 CE 05 60 4C 09 67 AD
6700- 05 60 C9 31 F0 03 EE 05
670B- 60 60 A9 AB 8D 06 60 20
6710- AA 66 20 C3 66 A2 00 20
671B- F0 F6 AD 04 60 1B 69 0A
6720- AA AD 06 60 A0 00 20 11
672B- F4 AC 06 60 AD 04 60 1B
6730- 69 0A 6D 3C 03 A2 00 20
673B- 3A F5 AD 05 60 1B 69 96
6740- AA A0 00 AD 06 60 20 11
674B- F4 AC 06 60 AD 05 60 1B
6750- 69 96 6D 3C 03 90 05 A2
675B- 01 4C 5E 67 A2 00 20 3A
6760- F5 EE 06 60 AC 06 60 C0
676B- AD D0 A7 60 A0 00 B9 A1
6770- 67 85 08 B9 62 68 85 09
677B- C8 C8 C8 C8 C8 B9 A1 67
6780- 85 06 B9 62 68 85 07 8B
678B- 8B 8B 8B 8C 03 60 A0 01
6790- B1 06 91 08 C8 C0 27 D0
679B- F7 AC 03 60 C0 AD D0 CE
67A0- 60 00 00 00 00 00 00 00
67AB- 00 80 80 80 80 80 80 80
67B0- 80 00 00 00 00 00 00 00
67BB- 00 80 80 80 80 80 80 80
67C0- 80 00 00 00 00 00 00 00
67CB- 00 80 80 80 80 80 80 80
67D0- 80 00 00 00 00 00 00 00
67DB- 00 80 80 80 80 80 80 80
67E0- 80 2B 2B 2B 2B 2B 2B 2B
67EB- 2B AB AB AB AB AB AB AB
67F0- AB 2B 2B 2B 2B 2B 2B 2B
67FB- 2B AB AB AB AB AB AB AB
6800- AB 2B 2B 2B 2B 2B 2B 2B

```

```

680B- 2B AB AB AB AB AB AB AB
6810- AB 2B 2B 2B 2B 2B 2B 2B
681B- 2B AB AB AB AB AB AB AB
6820- AB 50 50 50 50 50 50 50
682B- 50 D0 D0 D0 D0 D0 D0 D0
6830- D0 50 50 50 50 50 50 50
683B- 50 D0 D0 D0 D0 D0 D0 D0
6840- D0 50 50 50 50 50 50 50
684B- 50 D0 D0 D0 D0 D0 D0 D0
6850- D0 50 50 50 50 50 50 50
685B- 50 D0 D0 D0 D0 D0 D0 D0
6860- D0 00 20 24 2B 2C 30 34
686B- 3B 3C 20 24 2B 2C 30 34
6870- 3B 3C 21 25 29 2D 31 35
687B- 39 3D 21 25 29 2D 31 35
6880- 39 3D 22 26 2A 2E 32 36
688B- 3A 3E 22 26 2A 2E 32 36
6890- 3A 3E 23 27 2B 2F 33 37
689B- 3B 3F 23 27 2B 2F 33 37
68A0- 3B 3F 20 24 2B 2C 30 34
68AB- 3B 3C 20 24 2B 2C 30 34
68B0- 3B 3C 21 25 29 2D 31 35
68BB- 39 3D 21 25 29 2D 31 35
68C0- 39 3D 22 26 2A 2E 32 36
68CB- 3A 3E 22 26 2A 2E 32 36
68D0- 3A 3E 23 27 2B 2F 33 37
68DB- 3B 3F 23 27 2B 2F 33 37
68E0- 3B 3F 20 24 2B 2C 30 34
68EB- 3B 3C 20 24 2B 2C 30 34
68F0- 3B 3C 21 25 29 2D 31 35
68FB- 39 3D 21 25 29 2D 31 35
6900- 39 3D 22 26 2A 2E 32 36
690B- 3A 3E 22 26 2A 2E 32 36
6910- 3A 3E 23 27 2B 2F 33 37
691B- 3B 3F 23 27 2B 2F 33 37
6920- 3B 3F 20 00

```


Program 6: Canyon Runner, Apple Loader

Version by Kevin Martin, Editorial Programmer

```

10 PRINT CHR$(4);"BLOAD CANYON.ML
"
90 CK = 0
100 FOR I = 28672 TO 28761: READ A:
    CK = CK + A: POKE I, A: NEXT
104 IF CK < > 4288 THEN PRINT "ER
    ROR IN DATA": END
105 CK = 0
110 FOR I = 24576 TO 26915: CK = CK +
    PEEK(I): NEXT
120 IF CK < > 265976 THEN PRINT "
    ERROR IN MACHINE LANGUAGE"
130 CALL 24576
200 DATA 2,0,6,0,36,0,36,45
210 DATA 45,37,36,36,60,44,45,45
220 DATA 53,55,54,54,46,45,45,54
230 DATA 63,63,63,54,54,63,36,36
240 DATA 63,63,39,0,12,12,12,12
250 DATA 12,12,12,12,12,12,12,12
260 DATA 12,12,150,146,58,63,63,25
    5
270 DATA 63,63,63,4,64,24,64,24
280 DATA 21,21,21,21,21,21,149,201
290 DATA 14,14,14,14,14,14,223,219
300 DATA 35,36,36,36,32,36,36,36
310 DATA 0,255,0,0,255,255,0,0 ©

```



Horse Racing

Robert Onufer

Watch your favorite pony win (or lose) in this detailed, effective simulation of race-track betting. Versions included for the TI-99/4A with Extended BASIC, the Commodore 64, VIC-20, Apple II+ /IIc/IIe, and IBM PC/PCjr.

"Horse Racing" is a multiplayer game in which you must wager on horses. Up to nine players may play the game, and each starts the game with \$500. There are five races. The player with the greatest amount of money after the fifth race is the winner. To make the simulation more accurate, the program recalculates the odds at the beginning of each race. That means that the favorite will always pay lower odds. And you will always know these new odds because they are posted just before the race begins.

Some of the most exciting horse races occur when the track conditions vary. The reason for this is that long shots often have a better chance of winning on slippery tracks because the track could cause some of the better horses to fall or not get a good footing for speed. Horse Racing varies the track conditions from race to race and gives a slight advantage to one horse for each particular track condition. This advantage is taken into account when the initial odds are calculated, making a horse the favorite very often, but not always. In the TI version of Horse Racing, you can change the advantage by changing the value of AD(T) in line 1030. (For other versions, see "Programmer's Notes.")

Track Graphics

After the final odds are displayed, the track is drawn using custom characters. These are drawn on the screen transparently and then lit up all at once in either line 710 or line 720, depending on

track conditions. Using the powerful graphics capabilities of TI Extended BASIC, the horses are magnified sprites drawn on a 16 × 16 grid. The animation effect is created by alternating each horse through two different patterns, making the horses appear to move. Speed is randomly updated in lines 750 through 790.

When the program determines that a horse has crossed the finish line, the position of each horse is checked. The victory is given to the horse furthest across the finish line. The track is then erased, payoffs are made or monies deducted, and a summary appears on the screen. After the last race, you may choose to play again by pressing the 1 key or to exit the game by pressing the 2 key.

Program 1: TI Horse Racing

Extended BASIC required.

```
100 DIM NOTE(26),DUR(26)
110 FOR I=1 TO 26 :: READ NOTE(I)
    ,DUR(I):: NEXT I
120 DATA 294,30,392,30,494,30,587
    ,45,587,15,587,30,494,45,494,
    15,494,30
130 DATA 392,30,494,30,392,30,294
    ,90,294,30,392,30,494,30,587,
    45,587,15,587,30
140 DATA 494,45,494,15,494,30,294
    ,30,294,30,294,30,392,90
150 IMAGE HORSE ## : ### TO 1
160 A$="000001710F0F0F18204080000
000000000589C3FF8E0C078442211
0000000000"
170 B$="00000171170F0F0E040201000
000000000589C3FF8F8F030101070
0000000000"
180 C$="0000000000C0BFBF3F1019010
0000000000046371FDE3E1C3C54D
23000000000"
```


Learn robotics and industrial control as you build this robot

New NRI home training prepares you for a rewarding career in America's newest high-technology field.

The wave of the future is here. Already, advanced robotic systems are producing everything from precision electronic circuits to automobiles and giant locomotives. By 1990, over 100,000 "smart" robots will be in use.

Over 25,000 New Jobs

Keeping this robot army running calls for well-trained technicians. . . people who understand advanced systems and controls. By the end of the decade, conservative estimates call for more than 25,000 new technical jobs. These are the kind of careers that pay \$25,000 to \$35,000 a year right now. And as demand continues to grow, salaries have no place to go but up!

Build Your Own Robot As You Train at Home

Now, you can train for an exciting, rewarding career in robotics and industrial control right at home in your spare time. NRI, with 70 years of experience in technology training, offers a new world of opportunity in one of the most fascinating growth fields since the computer.

You need no experience, no special education. NRI starts you at the beginning, takes you in easy-to-follow, bite-size lessons from basic electronics right on through key subjects like instrumentation, digital and computer controls, servomotors and feedback systems, fluidics, lasers, and optoelectronics. And it's all reinforced with practical, hands-on experience to give you a priceless confidence as you build a programmable, mobile robot.

Program Arm and Body Movement, Even Speech

Designed especially for training, your robot duplicates all the key elements of industrial robotics. You learn to operate, program, service, and troubleshoot using the same techniques you'll use in the field. It's on-the-job training at home!

Building this exciting robot will take you beyond the state of the art into the next generation of industrial robotics.

You'll learn how your completely self-powered robot interacts with its environment to sense light, sound, and motion. You program it to travel

over a set course, avoid obstacles using its sonar ranging capability. Program in complex arm and body movements using its special teaching pendant. Build a wireless remote control device demonstrating independent robot control in hazardous environments. You'll even learn to synthesize speech using the top-mounted hexadecimal keyboard.

Training to Build a Career On

NRI training uniquely incorporates hands-on building experience to reinforce your learning on a real-world basis. You get professional instruments, including a digital multimeter you'll use in experiments and demonstrations, use later in your work. And you get the exclusive NRI Discovery Lab®, where you examine and prove out theory from basic electrical concepts to the most advanced solid-state digital electronics and micro-processor technology. Devised by an experienced team of engineers and educators, your experiments, demonstrations, and equipment are carefully integrated with 51 clear and concise lessons to give you complete confidence as you progress. Step-by-step, NRI takes you from the beginning, through today, and into an amazing tomorrow.

Send for Free Catalog Now

Send for NRI's big free catalog describing Robotics and Industrial Control plus over a dozen other high-technology courses. You'll see all the equipment you get in detail, get complete descriptions of every lesson, find out more about career opportunities for trained technicians. There's no cost or obligation, so send today. If coupon has been removed, write: NRI, 3939 Wisconsin Ave., Washington, D.C. 20016



You get and keep Hero 1 robot with gripper arm and speech synthesizer, NRI Discovery Lab for electronic experimentation, professional multimeter with 3 1/2-digit LCD readout, 51 fast-track training lessons.



NRI SCHOOLS

McGraw-Hill Continuing Education Center
3939 Wisconsin Ave.
Washington, DC 20016

All career courses approved under G. I. Bill.
 Check for facts.

CHECK ONE FREE CATALOG ONLY

- | | |
|-------------------------------------------------------------|------------------------------------------------------------------------------------------------|
| <input type="checkbox"/> Robotics and Industrial Control | <input type="checkbox"/> Communications Electronics • FCC License • Mobile • Aircraft • Marine |
| <input type="checkbox"/> Microcomputers and Microprocessors | <input type="checkbox"/> Basic Electronics |
| <input type="checkbox"/> TV/Video/Audio Servicing | <input type="checkbox"/> Small Engine Servicing |
| <input type="checkbox"/> Digital Electronics | <input type="checkbox"/> Appliance Servicing |
| <input type="checkbox"/> Electronics Design Technology | <input type="checkbox"/> Automotive Servicing |
| <input type="checkbox"/> Industrial Electronics | <input type="checkbox"/> Air Conditioning, Heating, Refrigeration & Solar Technology |
| <input type="checkbox"/> Data Communications | <input type="checkbox"/> Building Construction & Remodeling |

Name _____ (Please Print) Age _____

Street _____

City _____ State _____ Zip _____

Accredited by the Accrediting Commission of the National Home Study Council

198-104

```

190 CALL CHAR(128,A$)
200 CALL CHAR(132,B$)
210 CALL CHAR(136,C$)
220 CALL CLEAR :: CALL SCREEN(3):
: DISPLAY AT(12,9):"HORSE RAC
ING"
230 GOSUB 990 :: FOR DELAY=1 TO 3
00 :: NEXT DELAY
240 CALL CLEAR :: CALL SCREEN(5):
: K=0
250 FOR I=0 TO 14 :: CALL COLOR(I
,16,1):: NEXT I
260 DISPLAY AT(8,4):"NUMBER OF PL
AYERS ?"
270 ACCEPT AT(8,25)SIZE(1)VALIDAT
E(DIGIT)BEEP:N :: IF (N=0)THE
N CALL HCHAR(8,28,32,2):: GOT
O 270
280 FOR I=1 TO, N :: CASH(I)=500 :
: NEXT I
290 DISPLAY AT(10,1):"EACH PLAYER
STARTS WITH $500"
300 DISPLAY AT(14,2):"HORSES ARE
NUMBERED FROM"
310 DISPLAY AT(16,8):"BOTTOM TO T
OP"
320 FOR D=1 TO 600 :: NEXT D
330 K=K+1
340 IF (K>5)+(FL=1)THEN FL=0 :: G
OTO 1460
350 FOR I=1 TO 5 :: AD(I),AM(I)=0
:: NEXT I
360 GOSUB 1000 !TRACK COND.
370 GOSUB 1080 !DETERMINE ODDS
380 GOSUB 1150 !PLACE BETS
390 CALL CLEAR
400 GOSUB 560 !DRAW TRACK
410 DISPLAY AT(4,9):"HANOVER DOWN
S"
420 PAT=128 :: PAT2=132 :: PAT3=1

```

Programmer's Notes For VIC, 64, IBM, and Apple Versions

Patrick Parrish, Programming Supervisor

The VIC-20, Commodore 64, IBM, and Apple versions of "Horse Racing" are designed to capture the excitement of going to the races. As many as nine players can play the game by betting on one of five horses (six horses in the IBM version). Five hundred dollars is awarded to each player to start the game.

Winning odds are based on the wagers made before a race. When betting, bear in mind that each horse favors a different track condition. The advantage gained by a horse running under optimum conditions is determined by the variable AD(T) located in lines 50, 550, 730, and 380 in the VIC, 64, IBM, and Apple versions, respectively. If you want to add to the advantage given to a particular horse under specific track conditions, increase the value assigned to this variable.

The VIC version of Horse Racing runs on the unexpanded VIC with a few bytes to spare. The 64 version uses multicolor sprites to define the horse and riders. A short ML routine to move the sprites is loaded in from the DATA statements beginning at line 1350. The IBM version requires BASICA and a color/graphics adapter for the PC, or a PCjr with Cartridge BASIC. The race track is

depicted on graphics screen 1 with the horse and riders drawn from DATA stored in lines 290-500.

The Apple version of Horse Racing runs on all Apple IIs with DOS 3.3 or ProDOS. Since the program uses the secondary text page (at 2048, where the BASIC program normally resides), a series of POKES is required to relocate the BASIC program. These POKES are done by Program 5, which serves as our loader program. It locates Program 6 (which must be saved as "HORSERACE") at location 24576 by POKeing 104 and 103 (the high- and low-byte pointers to the start of the BASIC program) with 96 and 0, respectively ($256*96+0=24576$).

Program 6 defines the horses as high-resolution shapes with shape table DATA stored from line 790 on. The movement of the horses is animated by use of a high-resolution page-flipping routine in lines 190-210. This routine lets you view the horses on one high-resolution screen while drawing them further along the track on a second high-resolution screen. After the shapes have been placed on the second screen, this screen is viewed and drawing is done on the first screen. This sequence continues until the race is won.

A series of POKES enables us to page flip in Program 6. By alternately accessing locations -16300 and -16299, either high-resolution screen 1 or 2 is displayed. POKeing location 230 with 32 or 64 causes the shapes to be drawn on high-resolution screen 1 or 2, respectively.




The Computer Book Club®

Recognized as the authoritative source for micro users!

Superior Performance, Practical Price!

More programs, projects, ways to use your micro
for home, hobby, education, and business!

Select 5 Books for Only \$2⁹⁵



1539
List \$19.95



1748
List \$16.95



1389
List \$15.95



1533
List \$17.95



1712
List \$13.95



1633
List \$19.95




1195
List \$13.95




1640
List \$21.95



1746
List \$17.95



1754
List \$12.95



1709
List \$18.95



1453
List \$16.95



1501
List \$14.95 (paper)



1428
List \$17.95



1724
List \$19.95



1427
List \$21.95



1394
List \$15.95



1707
List \$18.95



1607
List \$21.95



1398
List \$16.95



1840
List \$16.95



1295
List \$16.95



1743
List \$16.95



1722
List \$16.95



1506
List \$13.95



1637
List \$26.95



1710
List \$19.95



1160
List \$14.95

Free guide to BASIC Statements & Commands



Plus FREE For Joining

7 very good reasons to join The Computer Book Club®

- **Big Savings.** Save 20% to 75% on books sure to increase your computer know-how
- **No-Risk Guarantee.** All books returnable within 10 days without obligation
- **Club News Bulletins.** All about current selections—mains, alternates, extras—plus bonus offers. Comes 13 times a year with hundreds of up-to-the-minute titles you can pick from
- **"Automatic Order."** Do nothing, and the Main selection will be shipped automatically! But . . . if you want an Alternate selection—or no books at all—we'll follow the instructions you give on the reply form provided with every News Bulletin
- **Bonus Books.** Immediately get a Dividend Certificate with every book purchased and qualify for big discounts of 60% to 80%
- **Extra Bonuses.** Take advantage of added-value promotions, plus special discounts on software, games, and more
- **Exceptional Quality.** All books are first-rate publisher's editions selected by our Editorial Board and filled with useful, up-to-the-minute information

The Computer Book Club®

P.O. Box 80, Blue Ridge Summit, PA 17214

Please accept my membership in The Computer Book Club® and send the 5 volumes circled below, plus my FREE copy of *BASIC Statements, Commands and Functions*, billing me \$2.95 plus shipping and handling charges. If not satisfied, I may return the books within ten days without obligation and have my membership canceled. I agree to purchase 3 or more books at reduced Club prices (plus shipping/handling) during the next 12 months, and may resign any time thereafter.

- 1160 1195 1295 1539 1607 1633 1637 1640 1707 1709
1710 1712 1722 1724 1743 1746 1748 1754 1840

Name _____ Phone _____


Address _____

City _____

State _____ Zip _____

Valid for new members only. Foreign applicants will receive special ordering instructions. Canada must remit in U.S. currency. This order subject to acceptance by The Computer Book Club®.

CMPT-1084



"Horse Racing" for the TI home computer.

```

36  :: X=4  :: CALL SCREEN(8)
430 CALL MAGNIFY(3)
440 CALL SPRITE(#1,128,7,156,5,#2
,128,16,148,5,#3,128,5,140,5,
#4,128,2,132,5,#5,128,14,124,
5)
450 GOSUB 990 !OPENING SONG
460 CALL MOTION(#1,0,SP1,#2,0,SP2
,#3,0,SP3,#4,0,SP4,#5,0,SP5)
470 CALL POSITION(#1,Y1,X1,#2,Y2,
X2,#3,Y3,X3,#4,Y4,X4,#5,Y5,X5
)
480 IF X2>230 OR X1>230 THEN 810
490 IF X4>230 OR X3>230 THEN 810
500 IF X5>230 THEN 810
510 PAT=PAT+X  :: PAT2=PAT2-X  :: X
=-X
520 CALL PATTERN(#1,PAT,#2,PAT2,#
3,PAT,#4,PAT2,#5,PAT)
530 FOR DELAY=1 TO 8  :: NEXT DELA
Y
540 GOSUB 740 !UPDATE MOTION
550 GOTO 460
560 CALL CHAR(97,"FF")!DRAW RACE
TRACK
570 CALL CHAR(96,"FFFFFF666666666
6")
580 CALL CHAR(120,"FFFFFFFFFFFFFF
FF")
590 FOR I=9 TO 12  :: CALL COLOR(I
,1,1):: NEXT I
600 CALL CHAR(104,"80800080800080
80")
610 CALL CHAR(112,"0101030307CFEF
FF")
620 CALL CHAR(114,"C0F0F8FCFCFFFF
FF")
630 CALL CHAR(113,"FFFFFFFFFFFFFF
FF")
640 CALL HCHAR(15,1,96,32)
650 FOR I=16 TO 22  :: CALL HCHAR(
I,1,120,32):: NEXT I
660 CALL HCHAR(23,1,97,32)
670 CALL VCHAR(16,31,104,7)
680 FOR I=11 TO 14  :: CALL HCHAR(
I,1,113,32):: NEXT I
690 FOR I=1 TO 31 STEP 2  :: CALL
HCHAR(10,I,112):: NEXT I
700 FOR I=2 TO 32 STEP 2  :: CALL
HCHAR(10,I,114):: NEXT I
710 IF T<5 THEN CALL COLOR(9,2,12
,10,16,12,11,13,1,12,12,1)
720 IF T=5 THEN CALL COLOR(9,2,4,
10,16,4,11,13,1,12,4,1)
730 RETURN
740 RANDOMIZE !SPEED OF HORSES
750 SP1=INT(5*RND+AD(1))
760 SP2=INT(5*RND+AD(2))
770 SP3=INT(5*RND+AD(3))
780 SP4=INT(5*RND+AD(4))
790 SP5=INT(5*RND+AD(5))
800 RETURN
810 ATEM=MAX(MAX(X1,X2),MAX(X3,X4
))
820 A=MAX(ATEM,X5)
830 IF A=X1 THEN WIN=1  :: GOTO 87
0
840 IF A=X2 THEN WIN=2  :: GOTO 87
0
850 IF A=X5 THEN WIN=5  :: GOTO 87
0
860 IF A=X3 THEN WIN=3 ELSE WIN=4
870 FOR I=1 TO 5
880 IF I=WIN THEN 900
890 CALL DELSPRITE(#I)
900 NEXT I
910 CALL MAGNIFY(4)
920 CALL MOTION(#WIN,0,0):: CALL
LOCATE(#WIN,150,124):: CALL P
ATTERN(#WIN,PAT3):: FOR DELAY
=1 TO 100  :: NEXT DELAY
930 DISPLAY AT(4,7):"THE WINNER I
S #";WIN
940 CALL SOUND(1000,392,5)
950 CALL SOUND(1000,332,5)
960 CALL SOUND(1000,262,5)
970 GOSUB 1340 !PAYOFF
980 GOTO 330
990 FOR I=1 TO 26  :: CALL SOUND(D
UR(I)*3.5,NOTE(I),5):: CALL S
OUND(30,40000,5):: NEXT I  ::
RETURN
1000 RANDOMIZE !TRACK COND
1010 T=INT(5*RND)+1
1020 TR$(1)="FAST"  :: TR$(2)="GOO
D"  :: TR$(3)="SLOW"  :: TR$(4
)="MUDDY"  :: TR$(5)="TURF"
1030 AD(T)=.4  :: AM(T)=500
1040 CALL CLEAR  :: CALL SCREEN(8)
1050 FOR I=0 TO 8  :: CALL COLOR(I
,2,1):: NEXT I
1060 DISPLAY AT(8,12):"RACE";K
1070 DISPLAY AT(12,3):"TRACK COND
ITION:{3 SPACES}";TR$(T):: F
OR DELAY=1 TO 300  :: NEXT DE
LAY  :: RETURN
1080 RANDOMIZE !INITIAL ODDS
1090 MT=0
1100 FOR I=1 TO 5  :: M(I)=INT(100
0*RND)+0.1+AM(I):: MT=MT+M(I
):: NEXT I

```

```

1110 FOR I=1 TO 5 :: OD(I)=INT(MT
/M(I))
1120 IF OD(I)>20 THEN OD(I)=20
1130 NEXT I
1140 RETURN
1150 CALL CLEAR :: CALL SCREEN(7)
!PLACE BETS
1160 DISPLAY AT(1-(N<5),9):"CURRE
NT ODDS"
1170 FOR I=1 TO 5 :: DISPLAY AT(1
+I-(N<5)*2,3):USING 150:1,OD
(I):: NEXT I
1180 FOR I=2 TO 2*N STEP 2
1190 IF CASH(I/2)<1 THEN AMT(I/2)
=0 :: GOTO 1270
1200 DISPLAY AT(5+I+(9-N)/2,3):"P
LAYER";I/2;"BETS - HORSE?"
1210 ACCEPT AT(5+I+(9-N)/2,26)VAL
IDATE(DIGIT)BEEP SIZE(1):H(I
/2)
1220 IF H(I/2)>5 THEN CALL HCHAR(
5+I+(9-N)/2,29,32,3):: GOTO
1210
1230 DISPLAY AT(6+I+(9-N)/2,3):"A
MOUNT?" :: ACCEPT AT(6+I+(9-
N)/2,24)SIZE(3)VALIDATE(DIGI
T)BEEP:AMT(I/2)
1240 IF AMT(I/2)>CASH(I/2)THEN 12
30
1250 M(H(I/2))=M(H(I/2))+AMT(I/2)
1260 MT=MT+AMT(I/2)
1270 NEXT I
1280 CALL CLEAR :: CALL SCREEN(14
)
1290 DISPLAY AT(5,11):"NEW ODDS"
1300 FOR I=1 TO 5 :: OD(I)=INT(MT
/M(I))
1310 IF OD(I)>20 THEN OD(I)=20
1320 DISPLAY AT(7+I*2,4):USING 15
0:1,OD(I):: NEXT I
1330 FOR DELAY=1 TO 1000 :: NEXT
DELAY :: RETURN
1340 FOR I=1 TO N
1350 IF H(I)=WIN THEN CASH(I)=CAS
H(I)+INT(AMT(I)*INT(MT/M(WIN
)))
1360 IF H(I)<>WIN THEN CASH(I)=CA
SH(I)-AMT(I)
1370 NEXT I
1380 CALL DELSPRITE(ALL):: CALL C
LEAR
1390 DISPLAY AT(3,12):"SUMMARY"
1400 P$="RACES" :: IF K=1 THEN P$
="RACE"
1410 DISPLAY AT(5,9):"AFTER";K;P$
1420 FOR I=1 TO N :: DISPLAY AT(8
+I,3):USING 1510:1,CASH(I)::
NEXT I
1430 FOR DELAY=1 TO 1500 :: NEXT
DELAY
1440 FL=1 :: FOR I=1 TO N :: IF C
ASH(I)>0 THEN I=N :: FL=0
1450 NEXT I :: RETURN
1460 CALL DELSPRITE(ALL):: CALL C
LEAR :: CALL SCREEN(16)
1470 DISPLAY AT(12,10):"GAME OVER

```

```

" :: DISPLAY AT(21,3):"PRESS
1 TO PLAY AGAIN" :: DISPLAY
AT(23,4):"PRESS 2 TO END GA
ME"

```

```

1480 CALL KEY(0,KEY,S)
1490 IF KEY=49 THEN 240
1500 IF KEY<>50 THEN 1480
1510 IMAGE PLAYER **: $*****
1520 CALL CLEAR :: END

```

Program 2: 64 Horse Racing


Refer to the "Automatic Proofreader" article before typing this program in.

Translation by Jeff Hamdani, Editorial Programmer

```

10 POKE53280,6:DIMHF(28),LF(28),DR(28)
:rem 71
20 PRINT"{CLR}{9 DOWN}"TAB(14)"{YEL}{RVS}
HORSE RACING{OFF}{WHT}" :rem 172
30 PRINT"{9 DOWN}{WHT}"TAB(5)"LOADING DAT
A.....PLEASE WAIT":V=53248 :rem 143
40 FORI=12288TO12414:READA:POKEI,A:NEXT:P
OKEV+28,31 :rem 136
50 POKEV+37,0:POKEV+38,9:FORI=1TO5:POKE20
39+I,192:POKEV+38+I,6-I:NEXT :rem 210
60 FORI=0TO8STEP2:READA:POKEV+I+1,A:NEXT:
FORI=1TO5:READCR(I):NEXT :rem 6
70 FORI=1TO26:READHF(I),LF(I),DR(I):NEXT:
I=0:CT=0 :rem 233
80 IFPEEK(49523)=212ANDPEEK(49524)=96THEN
120 :rem 5
90 I=I+1:READA:CT=CT+A:IFA=256THEN110
:rem 225
100 POKE49151+I,A:GOTO90 :rem 129
110 IFCT<>45269THENPRINT"{CLR}ERROR IN RE
ADING DATA IN.":END :rem 218
120 PRINT"{CLR}":S=54272:FORL=STOS+24:POK
EL,0:NEXT :rem 211
130 POKES+24,15:POKES+5,18:POKES+6,245
:rem 206
140 POKE53280,15:POKE53281,15:PRINT"
{10 DOWN}{BLU}"TAB(14)"HORSE RACING":
GOSUB1060 :rem 177
150 PRINT"{3 DOWN}"TAB(7)"NUMBER OF PLAYE
RS (1-9)? ":HR=0 :rem 94
160 GETZ$:N=VAL(Z$):IF(N<1ORN>9)THEN160
:rem 109
170 PRINTZ$:FORI=1TO200:NEXT:FORI=1TON:CH
(I)=500:NEXT:PRINT"{CLR}{7 DOWN}"
:rem 177
180 PRINTTAB(6)"EACH PLAYER STARTS WITH $
500." :rem 170
190 PRINTTAB(3)"{DOWN}WHEN A PLAYER LOSES
ALL OF HIS/HER" :rem 253
200 PRINTTAB(10)"{DOWN}MONEY, THE GAME EN
DS." :rem 4
210 PRINT"{2 DOWN}HORSES ARE NUMBERED FRO
M BOTTOM TO TOP." :rem 81
220 FORI=1TO4000:NEXT :rem 18
230 HR=HR+1 :rem 98
240 FORI=1TON:AD(I)=0:AM(I)=0:NEXT:rem 51
250 GOSUB530:REM TRACK CONDITION :rem 233
260 GOSUB590:REM CALCULATE ODDS :rem 140
270 GOSUB630:REM PLACE BETS :rem 99
280 GOSUB400:REM DRAW TRACK :rem 111
290 POKES+5,17:POKES+6,24:POKES+2,4:POKES
+3,5:POKEV+(2*T-2),24+AD(T):SYS49152
:rem 35
300 FORI=0TO8STEP2:A=PEEK(V+I):IFA=65THEN
WN=(I+2)/2 :rem 140

```



Horse-racing action in the Commodore 64 version of "Horse Racing."

```

310 NEXT:POKEV+21,2↑(WN-1):POKEV+16,0:POK
EV+(2*WN-2),0 :rem 212
320 POKE53280,(PEEK(1664-80*(WN-1)+S)AND
15:J=192 :rem 177
330 FORI=1TO15:PRINT"{HOME}{5 DOWN}"TAB(8
)"THE WINNER IS HORSE #";WN:GOSUB380
:rem 125
340 IF(I/2)=INT(I/2)THENJ=193 :rem 151
350 POKEV+(2*WN-2),15+(I+8):POKE2039+WN,J
:FORK=1TO150:NEXT :rem 188
360 PRINT"{HOME}{5 DOWN}"TAB(8)"
{23 SPACES}":FORK=1TO150:NEXT:J=192:N
EXT :rem 216
370 POKEV+21,0:GOTO880 :rem 28
380 POKES+1,(RND(0)*40)+40:POKES,200:POKE
S+4,17:POKES+4,16:RETURN :rem 105
390 REM DRAW TRACKS :rem 118
400 POKE53280,6:POKE53281,13:SP=160
:rem 212
410 A$="{RVS}{40 SPACES}{OFF}" :rem 31
420 PRINT"{CLR}{6 DOWN}{WHT}{R}{C}{R}{C}{R}{C
}{R}{C}{R}{C}{R}{C}{R}{C}{R}{C}{R}{C}{R}{C}
}{R}{C}{R}{C}{R}{C}{R}{C}{R}{C}{R}{C}";
:rem 196
430 PRINT"{WHT}B B B B B B B B B B B B B B
{SPACE}B B B B B B B"; :rem 208
440 PRINT"{HOME}{7 DOWN}":FORI=1TO5:FORJ=
1TO2:PRINTCHR$(CR(I))A$;:NEXTJ,I
:rem 113
450 PRINT"{HOME}{19 DOWN}{WHT}"MID$(A$,1,
LEN(A$)-2) :rem 246
460 FORI=1TO4:FORJ=4TO34STEP10:PRINTTAB(J
)"{WHT}{RVS}{OFF}{9 SPACES}";:NEXTJ:
NEXTI :rem 120
470 POKE1823,SP:POKE1823+S,1:FORI=1988TO2
018STEP10:POKEI,SP:POKEI+S,1:NEXT
:rem 140
480 PRINT"{HOME}{BLU}{DOWN}"TAB(9)"[M]
[20 T][G]" :rem 93
490 PRINTTAB(9)"[M]{3 SPACES}HANOVER
{2 SPACES}DOWNS{3 SPACES}[G]" :rem 185
500 PRINTTAB(9)"[M][20 @][G]" :rem 227
510 FORI=0TO8STEP2:POKEV+I,24:NEXT:POKEV+
21,31:RETURN :rem 177
520 REM DETERMINE TRACK CONDITION :rem 52
530 T=INT(5*RND(0))+1 :rem 133
540 TR$(1)="FAST":TR$(2)="GOOD":TR$(3)="S
LOW":TR$(4)="MUDDY":TR$(5)="TURF"
:rem 236

```

```

550 AD(T)=3:AM(T)=500 :rem 115
560 PRINT"{CLR}{8 DOWN}"TAB(17)"RACE";HR:
A$="TRACK CONDITION ":TB=LEN(A$+TR$(
T)) :rem 253
570 PRINT"{4 DOWN}"TAB(INT(TB/2)-1);A$+TR
$(T):FORD=1TO1000:NEXT:RETURN:rem 110
580 REM DETERMINE ODDS :rem 72
590 MT=0:FORI=1TO5:M(I)=INT(1000*RND(0))+
.1+AM(I):MT=MT+M(I):NEXT :rem 103
600 FORI=1TO5:OD(I)=INT(MT/M(I)):IFOD(I)>
20THENOD(I)=20 :rem 52
610 NEXT:RETURN :rem 240
620 REM PLACE BETS :rem 15
630 PRINT"{CLR}{DOWN}"TAB(15)"{RVS}CURREN
T ODDS{OFF}{DOWN}" :rem 226
640 PRINTTAB(11)"{DOWN}HORSE #\"SPC(7)\"ODD
S{DOWN}" :rem 151
650 FORI=1TO5:PRINTTAB(13)I;TAB(23);OD(I)
;"TO 1":NEXT:PRINT"{2 DOWN}":RW=13
:rem 90
660 FORI=2TO2*NSTEP2:CN=35:IFCH(I/2)<=0TH
ENAL(I/2)=0:GOTO790 :rem 122
670 PRINT"PLAYER";I/2;"BETS HORSE? ";
:rem 245
680 GETZ$:M=VAL(Z$):IFM<1ORM>5THEN680
:rem 35
690 PRINTZ$;:H(I/2)=M:PRINTSPC(3)"AMOUNT
{SPACE}$ ":A$="" :rem 121
700 GETZ$:IF Z$=""THEN700 :rem 131
710 IFASC(Z$)=13THEN770 :rem 59
720 IFASC(Z$)=20THEN760 :rem 57
730 IFASC(Z$)<48ORASC(Z$)>57THEN700
:rem 46
740 IFCN=39THEN700 :rem 42
750 A$=A$+Z$:POKE214,RW:PRINT:POKE211,CN:
PRINTZ$:CN=CN+1:GOTO700 :rem 230
760 POKE214,RW:PRINT:POKE211,35:PRINT"
{4 SPACES}";:CN=35:A$="" :GOTO700
:rem 112
770 IFVAL(A$)=0ORVAL(A$)>CH(I/2)THEN760
:rem 253
780 AL(I/2)=VAL(A$):M(H(I/2))=M(H(I/2))+A
L(I/2):MT=MT+AL(I/2):RW=RW+1 :rem 41
790 NEXT :rem 223
800 PRINT"{CLR}{5 DOWN}"TAB(17)"{RVS}NEW
{SPACE}ODDS{OFF}{2 DOWN}" :rem 255
810 PRINTTAB(11)"HORSE #\"SPC(7)\"ODDS
{DOWN}" :rem 133
820 FORI=1TO5:OD(I)=INT(MT/M(I)):IFOD(I)>
20THENOD(I)=20 :rem 56
830 PRINTTAB(13);I;TAB(23);OD(I)"TO 1":NE
XT :rem 249
840 PRINT"{2 DOWN}"TAB(12)"PRESS {RVS}B
{OFF} TO BEGIN" :rem 217
850 GETZ$:IFZ$<>"B"THEN850 :rem 14
860 RETURN :rem 126
870 REM DETERMINE WINNER(S) :rem 151
880 FORI=1TON :rem 47
890 IFH(I)=WNTHENCH(I)=CH(I)+INT(AL(I)*IN
T(MT/M(WN))):GOTO910 :rem 163
900 CH(I)=CH(I)-AL(I) :rem 89
910 NEXT :rem 217
920 POKE53280,15:POKE53281,15:PRINT"{CLR}
{TAB(17)}{RVS}SUMMARY{OFF}" :rem 160
930 P$="RACES":IFHR=1THENP$="RACE":rem 15
940 PRINT"{2 DOWN}"TAB(14)"AFTER";HR;P$
:rem 87
950 PRINT"{3 DOWN}"TAB(5)"PLAYER #\"TAB(29
)"AMOUNT" :rem 222
960 PRINTTAB(5)"[8 T]\"TAB(29)"[6 T]{DOWN}
" :rem 159

```

```

970 FL=1:FORI=1TON:IFCH(I)>0THENI=N:FL=0      1440 DATA 76,81,193,172,0,208      :rem 150
      :rem 1      1450 DATA 192,255,208,13,173,16      :rem 248
980 NEXTI:FORI=1TON      :rem 242      1460 DATA 208,9,1,141,16,208      :rem 92
990 PRINTTAB(8);I;TAB(29);"$";CH(I):NEXTI      :rem 166      1470 DATA 169,0,141,0,208,173      :rem 141
1000 IFFL=1ORHR=5THEN1020      :rem 239      1480 DATA 16,208,41,2,240,10      :rem 82
1010 FORX=1TO3000:NEXT:GOTO230      :rem 86      1490 DATA 172,2,208,192,65,208      :rem 203
1020 PRINTTAB(15);"{2 DOWN}GAME OVER":PRI      1500 DATA 23,76,81,193,172,2      :rem 96
NT"{6 RIGHT}{DOWN}DO YOU WISH TO PLA      1510 DATA 208,192,255,208,13,173      :rem 40
Y AGAIN ?"      :rem 226      1520 DATA 16,208,9,2,141,16      :rem 39
1030 GETZ$:IFZ$<>"Y"ANDZ$<>"N"THEN1030      1530 DATA 208,169,0,141,2,208      :rem 139
      :rem 208      1540 DATA 173,16,208,41,4,240      :rem 139
1040 IFZ$="Y"THENPOKE53281,6:RUN      :rem 158      1550 DATA 10,172,4,208,192,65      :rem 145
1050 END      :rem 157      1560 DATA 208,23,76,81,193,172      :rem 206
1060 FORI=1TO26:POKES+1,HF(I):POKES,LF(I)      1570 DATA 4,208,192,255,208,13      :rem 199
:POKES+4,33:FOR T= 1TO 40:NEXT:rem 0      1580 DATA 173,16,208,9,4,141      :rem 99
1070 POKES+4,32:FORJ=1TODR(I)*3.7:NEXT:NE      1590 DATA 16,208,169,0,141,4      :rem 96
XT:RETURN      :rem 180      1600 DATA 208,173,16,208,41,8      :rem 144
1080 DATA0,0,0,0,0,0,0,0      :rem 151      1610 DATA 240,10,172,6,208,192      :rem 187
1090 DATA0,0,32,0,0,40,0,0      :rem 1      1620 DATA 65,208,23,76,81,193      :rem 156
1100 DATA32,0,0,168,16,0,170,124      :rem 58      1630 DATA 172,6,208,192,255,208      :rem 252
1110 DATA0,161,173,0,167,247,0,175      1640 DATA 13,173,16,208,9,8      :rem 50
      :rem 172      1650 DATA 141,16,208,169,0,141      :rem 191
1120 DATA195,63,251,192,127,251,192,127      1660 DATA 6,208,173,16,208,41      :rem 148
      :rem 182      1670 DATA 16,240,10,172,8,208      :rem 142
1130 DATA251,192,127,202,192,79,3,240      1680 DATA 192,65,208,23,76,81      :rem 161
      :rem 74      1690 DATA 193,172,8,208,192,255      :rem 7
1140 DATA15,0,240,15,0,204,51,0      :rem 2      1700 DATA 208,13,173,16,208,9      :rem 145
1150 DATA51,204,0,51,204,0,0,0      :rem 205      1710 DATA 16,141,16,208,169,0      :rem 141
1160 DATA0,0,0,0,0,0,0,0      :rem 150      1720 DATA 141,8,208,96,173,27      :rem 155
1170 DATA0,0,32,0,0,40,16,0      :rem 55      1730 DATA 212,56,233,5,176,252      :rem 197
1180 DATA32,124,0,169,253,0,170,135      1740 DATA 105,6,96,32,226,192      :rem 152
      :rem 223      1750 DATA 168,192,1,208,7,32      :rem 101
1190 DATA0,161,227,0,163,192,0,175      1760 DATA 40,192,238,0,208,96      :rem 154
      :rem 175      1770 DATA 192,2,208,7,32,40      :rem 45
1200 DATA192,63,235,192,127,251,192,127      1780 DATA 192,238,2,208,96,192      :rem 214
      :rem 180      1790 DATA 3,208,7,32,40,192      :rem 48
1210 DATA251,192,127,251,240,124,250,240      1800 DATA 238,4,208,96,192,4      :rem 105
      :rem 210      1810 DATA 208,7,32,40,192,238      :rem 147
1220 DATA124,0,48,60,3,240,15,12      :rem 62      1820 DATA 6,208,96,192,5,208      :rem 107
1230 DATA192,12,195,192,3,195,0      :rem 36      1830 DATA 6,32,40,192,238,8      :rem 50
1240 DATA173,156,141,126,110      :rem 137      1840 DATA 208,96,162,0,189,248      :rem 213
1250 DATA 151,159,150,5,152:REM CR(I)      1850 DATA 7,201,192,208,8,169      :rem 156
      :rem 120      1860 DATA 193,157,248,7,76,62      :rem 169
1260 DATA 18,209,30,25,30,30,31,165,30      1870 DATA 193,169,192,157,248,7      :rem 17
      :rem 58      1880 DATA 32,71,193,232,224,5      :rem 149
1270 DATA 37,162,45,37,162,15,37,162,30      1890 DATA 208,228,96,165,162,24      :rem 8
      :rem 127      1900 DATA 105,1,197,162,208,252      :rem 244
1280 DATA 31,165,45,31,165,15,31,165,30      1910 DATA 96,104,104,96,169,6      :rem 159
      :rem 119      1920 DATA 141,1,212,169,10,141      :rem 181
1290 DATA 25,30,30,31,165,30,25,30,30      1930 DATA 0,212,169,65,141,4      :rem 93
      :rem 3      1940 DATA 212,162,0,160,0,200      :rem 123
1300 DATA 18,209,100      :rem 203      1950 DATA 208,253,232,224,50,208      :rem 39
1310 DATA 18,209,30,25,30,30,31,165,30      1960 DATA 246,169,64,141,4,212      :rem 203
      :rem 54      1970 DATA 96,256      :rem 35
1320 DATA 37,162,45,37,162,15,37,162,30      :rem 123
1330 DATA 31,165,45,31,165,15,31,165,30      :rem 115
1340 DATA 18,209,30,18,209,30,18,209,30,2      5,30,110      :rem 87
1350 DATA 169,150,141,15,212,169:REM ML C      :rem 248
ODE      :rem 185
1360 DATA 129,141,18,212,32,40      :rem 147
1370 DATA 192,238,0,208,238,2      :rem 154
1380 DATA 208,238,4,208,238,6      :rem 205
1390 DATA 208,238,8,208,32,237      :rem 142
1400 DATA 192,32,40,193,32,84      :rem 197
1410 DATA 193,76,10,192,173,16      :rem 126
1420 DATA 208,41,1,240,10,172      :rem 142
1430 DATA 0,208,192,65,208,23      :rem 158

```

Program 3: VIC Horse Racing

Refer to the "Automatic Proofreader" article before typing this program in.

Translation by Jeff Hamdani, Editorial Programmer

```

2 POKE36879,110:PRINT"{CLR}{9 DOWN}
  {5 RIGHT}{WHT}HORSE RACING"      :rem 50
4 POKE52,28:POKE56,28:CLR:FORI=7168TO7679
:POKEI,PEEK(I+25600):NEXT      :rem 32
6 FORI=1TO3:READA:FORJ=ATO+7:READB:POKEJ
,B:NEXTJ,I:POKE36869,255      :rem 162
8 V=36878:S=36874:CL=30720      :rem 179
10 INPUT"{CLR}{10 DOWN}{WHT}# OF PLAYERS
  {SPACE}(1-9) ";N:IFN<1ORN>9THEN10
      :rem 58

```

```

12 FORI=1TON:CH(I)=500:NEXT:R=0:FORY=9TO1
7STEP2:PN((Y-7)/2)=7680+22*Y:NEXT
:rem 51
14 FORI=1TO5:AM(I)=0:AD(I)=0:NEXT:POKE368
79,110:GOSUB48:GOSUB54:GOSUB60:rem 138
16 DEFFNL(I)=PN(I)+X(I):HR=0:WN=0:GOSUB36
:rem 242
18 FORI=1TO5:X(I)=1:POKEFNL(I)+CL,2+I:POK
EFNL(I),HR:NEXT:HR=33 :rem 129
20 FORI=1TO5:Z=RND(0)/2:POKEFNL(I),32:X(I
)=X(I)+1+AD(I)+Z:POKEFNL(I)-1-AD(I)-Z,
32 :rem 14
22 POKEFNL(I)+CL,2+I:POKEFNL(I),HR:GOSUB3
4:NEXT :rem 220
24 G=0:FORI=1TO5:IFX(I)>=19THENG=1:rem 78
26 NEXT:IFG=0THENHR=33-HR:GOTO20 :rem 44
28 H=0:FORI=0TO4:IFX(I+1)>HTHENH=X(I+1):W
N=I+1 :rem 45
30 NEXT:POKEFNL(WN),32:X(WN)=X(WN)+1:POKE
FNL(WN)+CL,2+WN:POKEFNL(WN),HR :rem 13
32 PRINT"HOME" {20 DOWN} {2 SPACES}WINNER
{SPACE}IS HORSE #";WN:FORD=1TO3000:NEX
T:GOTO80 :rem 29
34 POKEV,15:POKES,INT(RND(0)*8)+200:POKEV
,0:RETURN :rem 91
36 AS="&&&&&&&&&&&&&&&&&&&&&&&&&&&&&&&&&&&&&&&&&&&&":B$="-----
-----":PRINT" {CLR} {7 DOWN}"
:rem 167
38 POKE36879,26 :rem 63
40 FORI=1TO6:PRINT" {BLK}"B$" {DOWN}";:NEXT
:PRINT" {WHT}"A$;:PRINTSPC(3)"&"SPC(7)"
&"SPC(6)"&" :rem 223
42 POKE8167,38:POKE8167+CL,1:POKE8175,38:
POKE8175+CL,1:POKE8182,38:POKE8182+CL,
1 :rem 168
44 PRINT" {HOME}"TAB(3)" {2 DOWN} {BLK}*****
*****":PRINTTAB(3)"* {RED}HANOV
ER DOWNS {BLK}*" :rem 107
46 PRINTTAB(3)" {BLK}*****
{BLU}":RETURN :rem 41
48 T=INT(5*RND(0))+1:TR$(1)="FAST":TR$(2)
="GOOD":TR$(3)="SLOW":TR$(4)="MUDDY"
:rem 154
50 TR$(5)="TURF":AD(T)=.08:AM(T)=500:R=R+
1:PRINT" {CLR} {8 DOWN} {WHT}"TAB(8)"RACE
";R :rem 219
52 PRINT" {2 DOWN}TRACK CONDITION: ";TR$(T
):FORI=1TO2000:NEXT:RETURN :rem 42
54 MT=0:FORI=1TO5:M(I)=INT(1000*RND(0))+
1+AM(I):MT=MT+M(I):NEXT :rem 50
56 FORI=1TO5:OD(I)=INT(MT/M(I)):IFOD(I)>2
0THENOD(I)=20 :rem 9
58 NEXT:RETURN :rem 198
60 FORI=1TON :rem 245
62 IFCH(I)<1THENAI(I)=0:GOTO74 :rem 15
64 PRINT" {CLR} {5 DOWN} "TAB(5)"CURRENT ODD
S {DOWN}":FORJ=1TO5:PRINTTAB(2)"HORSE"J
,OD(J)"TO 1":NEXT :rem 238
66 PRINT" {2 DOWN}PLAYER #";I;"BETS-HORSE"
:rem 46
68 INPUTH(I):IFH(I)<1ORH(I)>5THEN68
:rem 139
70 INPUT" {DOWN}AMOUNT$";AI(I):IFAI(I)>CH(
I)ORINT(AI(I))<>AI(I)ORAI(I)<=0THEN64
:rem 33
72 M(H(I))=M(H(I))+AI(I):MT=MT+AI(I)
:rem 205
74 NEXT:PRINT" {CLR} {6 DOWN} "TAB(7)"NEW OD
DS {DOWN}" :rem 118
76 FORI=1TO5:OD(I)=INT(MT/M(I)):IFOD(I)>2
0THENOD(I)=20 :rem 11

```

```

78 PRINT" {2 SPACES}HORSE" I,OD(I)"TO 1
{DOWN}":NEXT:FORDL=1TO3000:NEXT:RETURN
:rem 29
80 FORI=1TON:IFH(I)=WNTHENCH(I)=CH(I)+INT
(AI(I)*INT(MT/M(WN))):GOTO84 :rem 5
82 CH(I)=CH(I)-AI(I) :rem 42
84 NEXT:PRINT" {CLR} {DOWN} {7 RIGHT}SUMMARY
{2 DOWN}":PRINTTAB(5)"AFTER";R;"RACES
{DOWN}" :rem 218
86 FL=1:FORI=1TON:IFCH(I)>0THENFL=0
:rem 193
88 NEXT:PRINT" {2 SPACES}PLAYERS"SPC(5)"AM
OUNT":FORI=1TON:PRINTTAB(4)I,SPC(3)"$"
CH(I):NEXT :rem 47
90 IFFL=1ORR=5THEN94 :rem 249
92 FORK=1TO2500:NEXT:GOTO 14 :rem 198
94 PRINTTAB(6)" {DOWN}GAME OVER":PRINT"
{2 DOWN} {2 SPACES}PLAY AGAIN (Y/N)?"
:rem 44
96 GETZ$:IFZ$="OR(Z$<>"Y"ANDZ$<>"N")THEN
96 :rem 23
98 IFZ$="Y"THENRUN :rem 124
100 POKE36869,240:END :rem 163
102 DATA7168,4,10,11,126,254,106,66,129
:rem 173
104 DATA7432,20,22,45,126,254,202,66,36
:rem 171
106 DATA7472,255,255,255,255,255,255,255,
255,255 :rem 141

```

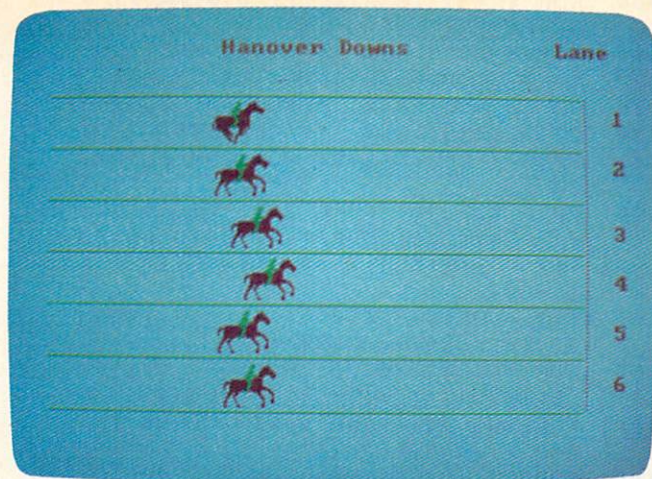
Program 4: IBM PC/PCjr Horse Racing

Translation by Gregg Peele, Assistant Programming Supervisor

```

10 DEFINT O:DEFINT T:CLS:DEF SEG = 0:POK
E 1047,0
20 SCREEN 1,0:COLOR 1,1,0 :KEY OFF
30 CLS:DIM XO(150):WA = 0
40 READ X,Y:E=(4+INT((X+7)/8)*Y)/2:DIM O
(E):O(0)=X:O(1)=Y:FOR I=2 TO E:READ O(I)
:NEXT
50 READ X1,Y1:E1=(4+INT((X1+7)/8)*Y1)/2:
DIM O1(E1):O1(0)=X1:O1(1)=Y1:FOR I=2 TO
E1:READ O1(I):NEXT:GOSUB 620
60 IF K>5 THEN 10B0
70 CLS:LOCATE 12,10,0:COLOR 1,1,0:PRINT"
PRESS ANY KEY TO START":WE$ = ""
80 WE$ = INKEY$: IF WE$ = "" THEN A = RND(
1): GOTO 80:ELSE CLS:WA=0:GOSUB 570
90 GOSUB 670:REM TRACK CONDITIONS
100 GOSUB 760: REM DETERMINE ODDS
110 GOSUB 790:COLOR BACK,-(BACK=2)
120 FOR TI = 1 TO 175 STEP 25:LINE (0,TI
+26)-(286,TI+26),8-BACK: NEXT
130 LINE (288,27)-(288,176),9-BACK,",&HAA
AA:LOCATE 1,12:PRINT "Hanover Downs"
140 LOCATE 1,35:PRINT" Lane":FOR E=1 TO 6
:LOCATE (E*3.2)+2,38:PRINT E:NEXT
150 WHILE WA = 0
160 FOR SLOT = 0 TO 125 STEP 25
170 PUT (XO(SLOT),SLOT+30),0,PSET
180 NEXT: GOSUB 260
190 FOR SLOT = 0 TO 125 STEP 25:IF XO(SLO
T)>318 -O(0) THEN WA = 1:WINNER = INT(SL
OT/25)+1
200 XO(SLOT)=XO(SLOT)+RND(1)*3+AD(SLOT/
25+1)
210 NEXT
220 FOR SLOT = 0 TO 125 STEP 25

```

Six horses racing for victory in the IBM version of "Horse Racing."

```

230 PUT (XD(SLOT), SLOT+30), 01, PSET
240 NEXT:GOSUB 260
250 WEND:FOR SLOT = 0 TO 1:NEXT:GOTO 270

260 SOUND 32767, 1:RETURN
270 LOCATE 23, 14:PRINT "HORSE";WINNER; "
WINS"
280 FOR DELAY = 1 TO 5000:NEXT :GOTO 100
0
290 DATA &H40, &H14, &H0, &H0, &H4001, &H2, &H
0, &H0
300 DATA &H4005, &HB02A, &H0, &H0, &H5, &H60A
A, &H0, &H0
310 DATA &H215, &HABAA, &H0, &H0, &H215, &HAA
AA, &H0, &H0
320 DATA &H5A55, &H2AA0, &H0, &H100, &HAA54,
&HB80, &H0, &HAAAA
330 DATA &HAA56, &HB0, &H2A00, &HAAAA, &HAA9
6, &HB0, &HA200, &HAAAA
340 DATA &HAA96, &HB0, &HB200, &HAAAA, &HAA5
A, &HAB, &HB200, &HAAAA
350 DATA &HAA5A, &HB0AA, &H200, &HA1AA, &HAA
62, &HA000, &HA00, &H18A
360 DATA &HA00, &H2800, &HA00, &H28, &H200, &
HB80, &H2800, &H20
370 DATA &H0, &HBA0, &H2000, &HB, &H0, &H2820
, &HA000, &HB
380 DATA &H0, &H2820, &HB000, &H2, &H0, &HA0,
&HA000, &HB002
390 DATA &H0, &HA0, &H0
400 DATA &H40, &H14, &H0, &H0, &H14, &H28, &H0
, &H0
410 DATA &H214, &HAA, &H0, &H0, &HA50, &HB0A9
, &H0, &H100
420 DATA &H2A50, &HABAA, &H0, &H500, &HAA56,
&HAAAA, &H0, &H500
430 DATA &HAA4A, &H2880, &H0, &H500, &HAA6A,
&H0, &HA00, &HA9AA
440 DATA &HAA6A, &H0, &H2A00, &HAAAA, &HAA5A
, &H0, &H2A00, &HAAAA
450 DATA &HAA5A, &H0, &HBA00, &HA9AA, &HAA6A
, &H0, &HBA00, &HA5AA
460 DATA &HAAAA, &H0, &HBA00, &HB5AA, &HA20A
, &H0, &H2200, &HB0AA
470 DATA &HB80A, &H0, &H0, &HA02A, &H200A, &H
0, &H0, &HAB0A
480 DATA &HB02A, &H0, &H0, &HB802, &HA0, &H0,

```

```

&H0, &HA000
490 DATA &HB0, &H0, &H0, &H2800, &HB0, &H0, &H
0, &H200
500 DATA &HB0, &H0, &H0
510 DATA 293, 30, 392, 30, 494, 30, 587, 45, 587
, 15, 587, 30
520 DATA 494, 45, 494, 15, 494, 30
530 DATA 392, 30, 494, 30, 392, 30, 294, 90
540 DATA 293, 30, 392, 30, 494, 30, 587, 45, 587
, 15, 587, 30
550 DATA 494, 45, 494, 15, 494, 30
560 DATA 294, 30, 294, 30, 294, 30, 392, 90, -1,
-1
570 RESTORE 510
580 READ PITCH, DUR: IF PITCH = -1 THEN 610

590 SOUND PITCH, DUR/16: SOUND 32767, 1
600 GOTO 580
610 FOR SLOT = 0 TO 125 STEP 25: XD (SLOT
) = 0 : NEXT : RETURN
620 CLS: LOCATE 10, 14: PRINT "Horse Racin
g": LOCATE 14, 11 : INPUT "NUMBER OF PLAYER
S": NP$: N= VAL(NP$)
630 IF N>9 OR N<1 THEN 620
640 FOR I= 0 TO N
650 CASH(I)= 500
660 NEXT: RETURN
670 IF K=0 THEN LOCATE 10, 6: PRINT "EACH P
LAYER STARTS WITH $500."
680 LOCATE 12, 8: PRINT "HORSES ARE NUMBERE
D FROM"
690 LOCATE 14, 13: PRINT "TOP TO BOTTOM."
700 FOR TI= 1 TO 1000: NEXT: K=K+1
720 T= ABS(RND(1)*5)+1: TR$(1)= "FAST": TR
$(2)= "GOOD": TR$(3)= "SLOW": TR$(4)= "M
UDDY": TR$(5)= "TURF": TR$(6)= "SWAMPY":
BACK = 7: IF T= 5 THEN BACK = 2
730 AD(T)= .08: AM(T)= 500
740 LOCATE 16, 10: PRINT "TRACK CONDITION:
": TR$(T)
750 FOR I=1 TO 10000: NEXT: RETURN
760 MT = 0: FOR I = 1 TO 6 : M(I) = INT(100
0*RND(1)+1+AM(I)): MT=MT+M(I): NEXT
770 FOR I = 1 TO 6: OD(I)=INT(MT/M(I)): IF
OD(I)>20 THEN OD(I)=20
780 NEXT I: RETURN
790 CLS : LOCATE 9, 16: PRINT "CURRENT ODDS
"
800 FOR I = 1 TO 6
810 LOCATE 10+I, 12: PRINT "HORSE": I: LOCAT
E 10+I, 20: PRINT OD(I): " TO 1": NEXT I
820 FOR I= 2 TO 2*N STEP 2
830 IF CASH(I/2)<1 THEN AMT(I/2)=0: CASH
(I/2)=0: GOTO 910
840 LOCATE 18, 9: PRINT "PLAYER": I/2: : INPUT
"BETS HORSE": H(I/2)
850 IF H(I/2)<1 OR H(I/2)>6 THEN LOCATE
18, 28: PRINT STRING$(6, 32): GOTO 840
860 LOCATE 20, 12: INPUT "AMOUNT": AMT(I/2)
: IF AMT(I/2)>CASH(I/2) THEN LOCATE 20, 12
: PRINT STRING$(20, 32): AMT(I/2)=0: GOTO 86
0
870 M(H(I/2))=M(H(I/2))+AMT(I/2)
880 MT=MT+AMT(I/2)
890 LOCATE 18, 9: PRINT STRING$(20, 32)
900 LOCATE 20, 12: PRINT STRING$(20, 32)
910 NEXT I
920 CLS
930 LOCATE 9, 16: PRINT "NEW ODDS"
940 FOR I= 1 TO 6
950 OD(I)=INT(MT/M(I))

```

```

960 IF OD(I)>20 THEN OD(I)=20
970 LOCATE 10+I,12:PRINT"HORSE";I;:LOCAT
E 10+I,20:PRINT OD(I);" TO 1"
980 NEXT I
990 FOR I= 1 TO 10000:NEXT:CLS:RETURN
1000 FOR I= 1 TO N
1010 IF H(I)= WINNER THEN CASH(I)= CASH(
I)+INT (AMT(I)*INT(MT/M(WINNER)))ELSE CA
SH(I)=CASH(I)-AMT(I):IF CASH(I)<0 THEN C
ASH(I)=0
1020 NEXT I
1030 IF K=1 THEN RD$=""ELSE RD$="S"
1040 CLS:RC$="RACE":LOCATE 9,9:PRINT"SUM
MARY AFTER";K;RC$+RD$
1050 FOR I= 1 TO N:LOCATE 10+I,12:PRINT
"PLAYER";I;"$";CASH(I):NEXT
1060 W=0:FOR I=1 TO N :W=W+CASH(I):NEXT:
IF W=0 THEN 1080
1070 FOR DELAY = 1 TO 10000:NEXT:GOTO 60

1080 FOR DELAY = 1 TO 10000:NEXT:CLS:LOC
ATE 12,15:PRINT"Game Over"
1090 LOCATE 14,9:PRINT"Play again Yes or
No?":AS$= ""
1100 POKE 1047,1
1110 AS$ = INKEY$:IF LEFT$(AS$,1)<>"Y"AN
D LEFT$(AS$,1)<>"N" THEN 1110
1120 IF LEFT$(AS$,1)= "Y" THEN RUN ELSE
SCREEN 0 :END

```

Program 5: Horse Racing, Apple Loader Program

Translation by Patrick Parrish, Programming Supervisor

```

100 REM HORSERACE LOADER PROGRAM
105 POKE 104,96: POKE 103,0: PRINT
CHR$(4);"RUN HORSERACE"

```

Program 6: Horse Racing, Apple Main Program

```

10 DIM P(25),D(25): HOME : VTAB 11:
HTAB 9: INVERSE : PRINT "H O R
S E R A C I N G": NORMAL : GOSUB
720: GOSUB 770: GOSUB 780
20 FOR I = 1 TO 5:Y(I) = 19 + 27 *
(I - 1): NEXT I:OF(1) = 1:OF(4)
= 1
30 J0 = 0:J1 = 1:J2 = 2:J3 = 3:J5 =
5:V = 230:V3 = - 16300:V4 = 32
:V5 = 64:D3 = 240:D5 = 400
40 HOME : VTAB 9: HTAB 10: PRINT "N
UMBER OF PLAYERS ":K = 0
50 VTAB 9: HTAB 28: INPUT A$:N = VAL
(A$): IF N < 1 OR N > 9 THEN HTAB
28: VTAB 9: PRINT " ": GOTO
50
60 FOR I = 1 TO N:CASH(I) = 500: NEXT
I: VTAB 13: HTAB 5: PRINT "EACH
PLAYER STARTS WITH $500.": VTAB
15: HTAB 8: PRINT "HORSES ARE N
UMBERED FROM": VTAB 17: HTAB 13
: PRINT "TOP TO BOTTOM."
70 FOR J = 2640 TO 3064 STEP 128: FOR
I = J TO J + 39: POKE I,160: NEXT
I: NEXT J: FOR I = 1 TO 14: POKE
2780 + I, ASC ( MID$( "HANOVER
DOWNS",I,1)) + 128: NEXT I: FOR
I = 1 TO 1500: NEXT
80 K = K + 1
90 IF (K > 5) OR (FL = 1) THEN FL =
0: GOTO 680
88 COMPUTE! October 1984

```

```


100 FOR I = 1 TO 5:AD(I) = 0:AM(I) =
0: NEXT
110 GOSUB 360: REM TRACK CONDITION
S
120 GOSUB 400: REM DETERMINE ODDS
130 GOSUB 440: REM PLACE BETS
140 HOME : GOSUB 260: REM DRAW TRA
CK
150 POKE 232,J0: POKE 233,12: SCALE=
J1: ROT= J0: FOR I = J1 TO J5:C
(I) = I: IF I > J3 THEN C(I) =
I + J1
160 X(I) = OF(I):XO(J0,I) = X(I):XO(
J1,I) = X(I): NEXT I
170 FOR I = J1 TO J5: HCOLOR= C(I):
DRAW J1 AT X(I),Y(I): NEXT I
180 POKE V3,J0: POKE V,V5: GOSUB 77
0:B = J2
190 FOR Q = J1 TO D5: FOR J = J0 TO
J1:E = PEEK (V) = V5: FOR I =
J1 TO J5:X(I) = X(I) + INT ( RND
(J1) * J5 + AD(I)) * J2
200 HCOLOR= J0: DRAW B AT XO(E,I),Y
(I): HCOLOR= C(I): DRAW B AT X(
I),Y(I): IF X(I) > D3 + OF(I) THEN
W = I:I = J5:J = J1:Q = D5
210 XO(E,I) = X(I): NEXT I: POKE V3 +
E,J0: POKE V,V4 + (V4 * ( PEEK
(V) = V4)):B = J3 - B: NEXT J: NEXT
Q
220 B$ = "THE WINNER IS HORSE # " +
STR$(W) + ".": IF PEEK (V) =
V5 THEN VTAB 24: HTAB (9): PRINT
B$;: GOTO 240
230 FOR I = 1 TO 24: POKE I + 3031,
ASC ( MID$( B$,I,1)) + 128: NEXT
I
240 FOR I = 1 TO 2000: NEXT I
250 GOSUB 590: GOTO 70: REM PAYOFF
260 FOR J = J0 TO J1: POKE V,V4 + J
* V4: CALL 62450: NEXT J: HGR
: HGR2
270 FOR J = J0 TO J1: POKE V,V4 + J
* V4: HCOLOR= J3
280 H PLOT 0,5 TO 279,5: FOR I = 1 TO
14: H PLOT - 10 + 20 * I,6 TO -
10 + 20 * I,15: NEXT
290 FOR I = 1 TO 14: H PLOT - 10 +
20 * I,6 TO - 15 + 20 * I,11: NEXT
I
300 H PLOT 0,150 TO 279,150: FOR I =
1 TO 14: H PLOT - 10 + 20 * I,1
51 TO - 10 + 20 * I,159: NEXT
310 HCOLOR= 5: FOR I = 1 TO 4: H PLOT
0,15 + I * 27 TO 279,15 + I * 2
7: NEXT I
320 HCOLOR= 6: H PLOT 260,16 TO 260,
155
330 POKE - 16301,J0: IF J = J0 THEN
VTAB 22: HTAB 14: PRINT "HANOV
ER DOWNS"
340 POKE V3 + J,J0: NEXT J
350 POKE V,V4: RETURN
360 T = INT (5 * RND (1)) + 1
370 TR$(1) = "FAST":TR$(2) = "GOOD":
TR$(3) = "SLOW":TR$(4) = "MUDDY
":TR$(5) = "TURF"
380 AD(T) = .4:AM(T) = 500
390 HOME : VTAB 10: HTAB 17: PRINT

```

```

"RACE ";K: VTAB 13: HTAB 8: PRINT
"TRACK CONDITIONS: ";TR$(T): FOR
I = 1 TO 2500: NEXT : RETURN
400 MT = 0: FOR I = 1 TO 5:M(I) = INT
(1000 * RND (1)) + .1 + AM(I):
MT = MT + M(I): NEXT I
410 FOR I = 1 TO 5:OD(I) = INT (MT
/ M(I))
420 IF OD(I) > 20 THEN OD(I) = 20
430 NEXT I: RETURN
440 HOME : HTAB 15: VTAB 1 + (N < 5
): PRINT "CURRENT ODDS"
450 FOR I = 1 TO 5: HTAB 13: VTAB 1
+ I + (N < 5) * 2: PRINT "HORSE
";I;" : ";OD(I);" TO 1": NEXT
I
460 FOR I = 2 TO 2 * N STEP 2: IF C
ASH(I / 2) < 1 THEN A1(I / 2) =
0: GOTO 530
470 HTAB 8: VTAB 5 + I + (9 - N) /
2: PRINT "PLAYER ";I / 2;" BETS
- HORSE ";
480 INPUT H(I / 2): IF (H(I / 2) <
1) OR (H(I / 2) > 5) THEN VTAB
5 + I + (9 - N) / 2: HTAB 31: PRINT
" : GOTO 470
490 VTAB 6 + I + (9 - N) / 2: HTAB
8: PRINT "AMOUNT ";
500 INPUT A1(I / 2): IF A1(I / 2) >
CASH(I / 2) THEN VTAB 6 + I +
(9 - N) / 2: HTAB 16: PRINT "
": GOTO 490
510 M(H(I / 2)) = M(H(I / 2)) + A1(I
/ 2)
520 MT = MT + A1(I / 2)
530 NEXT I
540 HOME : VTAB 5: HTAB 17: PRINT "
NEW ODDS": HTAB 17: PRINT "----
----"
550 FOR I = 1 TO 5:OD(I) = INT (MT
/ M(I))
560 IF OD(I) > 20 THEN OD(I) = 20
570 VTAB 7 + I * 2: HTAB 12: PRINT
"HORSE ";I;" : ";OD(I);" TO 1":
NEXT I
580 FOR I = 1 TO 6000: NEXT : RETURN
590 FOR I = 1 TO N: IF H(I) = W THEN
CASH(I) = CASH(I) + INT (A1(I)
* INT (MT / M(W))): GOTO 610
600 CASH(I) = CASH(I) - A1(I)
610 NEXT I
620 HOME : TEXT : VTAB 5: HTAB 17: PRINT
"SUMMARY": HTAB 17: PRINT "----
----"
630 P$ = "RACES": IF K = 1 THEN P$ =
"RACE"
640 VTAB 9: HTAB 15: PRINT "AFTER "
;K;" ";P$
650 VTAB 12: FOR I = 1 TO N: HTAB 1
3: PRINT "PLAYER # ";I;" : "$CAS
H(I): NEXT I
660 FOR I = 1 TO 3000: NEXT :FL = 1
: FOR I = 1 TO N: IF CASH(I) >
0 THEN I = N:FL = 0
670 NEXT I: RETURN
680 HOME : VTAB 11: HTAB 15: PRINT
"GAME OVER": VTAB 16: HTAB 10: PRINT
"PLAY AGAIN (Y/N) ";
690 INPUT A$: IF A$ < > "Y" AND A$
< > "N" THEN 690
700 IF A$ = "Y" THEN 40
710 END
720 FOR LOC = 770 TO 790: READ BYTE
: POKE LOC,BYTE: NEXT : FOR I =
1 TO 25: READ P(I),D(I): NEXT I
: RETURN : REM ML MUSIC ROUTIN
E
730 DATA 173,48,192,136,208,5,206,1
,3,240,9,202,208,245,174,0,3,76
,2,3,96
740 REM MUSICAL TUNE DATA
750 DATA 128,60,96,60,76,60,64,90,6
4,30,64,60,76,90,76,30,76,60,96
,60,76,60,96,60,128,255,128,60,
96,60,76,60,64,90,64,30,64,60
760 DATA 76,60,96,60,128,90,128,30,
128,60,96,255
770 FOR I = 1 TO 25: POKE 768,P(I):
POKE 769,D(I): CALL 770: NEXT
I: RETURN
780 CKSUM = 0: FOR I = 3072 TO 3427:
READ A:CKSUM = CKSUM + A: POKE
I,A: NEXT : RETURN : REM CHECK
SUM CKSUM SHOULD BE 16204
790 DATA 2,0,6,0,181,0,73,73
800 DATA 73,73,73,73,17,27,27,27
810 DATA 27,27,27,27,27,27,83,73
820 DATA 73,73,73,73,73,26,27,27
830 DATA 27,27,27,27,27,27,74
840 DATA 73,73,73,105,73,9,26,27
850 DATA 31,27,27,27,27,27,27,27
860 DATA 74,73,73,73,45,13,45,45
870 DATA 26,27,59,31,59,27,27,27
880 DATA 27,27,74,73,73,9,77,45
890 DATA 77,17,27,27,59,63,63,63
900 DATA 63,63,63,83,73,41,45,45
910 DATA 45,45,77,9,26,27,27,63
920 DATA 63,63,63,63,27,27,74,9
930 DATA 45,77,9,45,77,73,26,27
940 DATA 27,63,31,27,27,59,31,27
950 DATA 74,41,77,73,73,41,77,17
960 DATA 27,59,27,27,27,27,27,27
970 DATA 59,83,77,73,73,73,73,105
980 DATA 26,27,27,27,27,27,27,27
990 DATA 27,27,74,73,73,73,73,73
1000 DATA 9,26,27,27,27,27,27,27
1010 DATA 27,27,27,2,0,73,73,73
1020 DATA 73,73,73,17,27,27,27,27
1030 DATA 27,27,27,27,27,83,73,73
1040 DATA 73,73,73,73,26,27,27,27
1050 DATA 31,27,27,27,27,74,73
1060 DATA 73,73,73,9,77,26,63,63
1070 DATA 27,63,27,27,27,27,74
1080 DATA 73,73,73,77,109,9,26,27
1090 DATA 59,63,59,27,27,27,27,27
1100 DATA 74,73,45,45,45,45,77
1110 DATA 17,27,27,63,63,63,63,63
1120 DATA 59,27,83,9,77,45,45,45
1130 DATA 45,77,9,26,27,27,63,63
1140 DATA 27,63,31,27,31,74,73,9
1150 DATA 109,73,77,73,26,27,27,27
1160 DATA 31,27,63,27,27,27,74,73
1170 DATA 73,109,105,73,9,26,27,27
1180 DATA 27,59,59,27,27,27,74
1190 DATA 73,73,9,77,73,73,26,27
1200 DATA 27,27,59,59,27,27,27,27
1210 DATA 74,73,73,73,73,9,26
1220 DATA 27,27,27,27,27,27,27,27
1230 DATA 27,2,0,0,255,255,0,0


```



Software for children often benefits from large display characters and numbers. Here's a method for creating big numbers on the TI-99/4A, with a simple example program—a number recognition game which uses the larger digits. Includes versions for Commodore VIC and 64, Atari, Apple, IBM PC/PCjr, and the Color Computer.

The Number Game

Lou Tylee



The built-in number characters on the Texas Instruments 99/4A Home Computer are too small to really grab a child's attention. Using the character definition capabilities of the 99/4A, representations of the numbers 0 through 9 can be developed which are three times taller and wider than these built-in digits. And these larger number characters can be used in your own programs.

Magnifying The Numbers

In the May 1983 issue of *COMPUTE!*, C. Regena wrote a tutorial on the use of TI graphics ("Programming The TI: Graphics"). Regena explains that each character on the display screen is an 8×8 grid of 64 dots. When you press a number key on the TI keyboard, that number is displayed using one such character. By employing the `CALL CHAR` statement in TI BASIC to turn dots on and off within a particular 8×8 grid, custom characters can be defined. The larger numbers here each use 9 custom characters in a 3×3 array. The figure shows these numbers and corresponding hexadecimal codes for defining characters.

Examining the figure, you may wonder if these numbers could perhaps be defined in a simpler manner. For example, it is possible to represent each number by straight line segments only, such as are used on digital watches. Certainly, this would work, but it may not be advisable for teaching young children, because children learn numbers for the first time in a pattern recognition mode, trying to match similar objects. Hence, the numbers in the figure are designed to mimic (as closely as possible) the TI keyboard depictions of the numbers. For older children, who are used to seeing numbers written in different ways, the digital watch approach to number display would be fine.

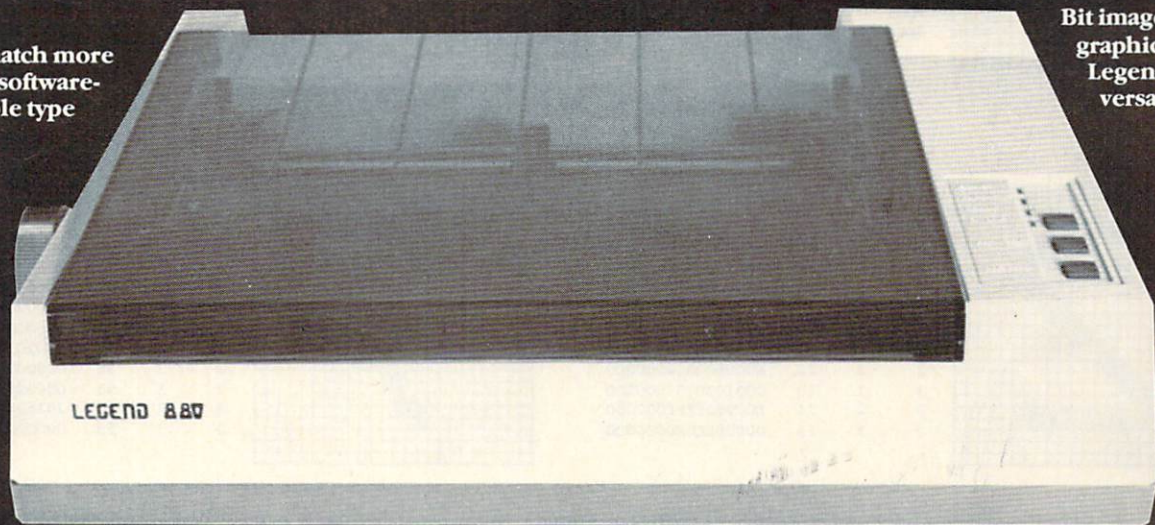
The Making Of A Legend.

Both tractor & friction feed are standard.

Prints a crisp original, plus up to three copies.

Mix & match more than 40 software-selectable type styles.

Bit image graphics add to Legend's versatility.



Centronics parallel interface standard; Serial optional.

Serial impact dot matrix output.

New square dot technology for higher resolution & near letter quality print.

Up to 142 columns in compressed printing mode.

Bi-directional logic seeking for fast output.


Check Legend 880's performance, and you'll look twice at the price. With new square dot technology and bi-directional logic seeking, this impact printer turns out near letter-quality work at 80 cps. Prints in 80-column-or 142-column-with compressed print. Does the full ASCII character set and high-resolution bit image graphics in the bargain. Lets you mix and match more than 40 software-selectable type styles. Produces a crisp original, plus three copies. Includes tractor and




friction feed to handle fanfold paper and single sheets. All with Legendary reliability and a lifetime warranty on the print head.

With standard Centronics® and optional RS232C serial interfaces, it's a great match with any micro. See a Legend 880 in action.


For more information, contact:
CAL-ABCO Peripherals Division
6041 Variel Avenue, Woodland Hills
CA 91367. Telephone (818) 704-9100
Outside CA call toll free 1-800-321-4484
Telex 662436. Dealer inquiries invited




Row	Column	Index	Hex Code
1	1	0	000000000000103
1	2	1	0000003C7EC38100
1	3	2	00000000000080C0
2	1	3	0306060606060603
2	2	53	0000000000000000
2	3	4	C0606060606060C0
3	1	5	0301000000000000
3	2	6	0081C37E3C000000
3	3	7	C080000000000000




Row	Column	Index	Hex Code
1	1	24	0000000707060606
1	2	35	000000FFFF000000
1	3	25	000000E0E0000000
2	1	26	0607070000000000
2	2	27	00FFFF0000000000
2	3	28	0080C0E060606060
3	1	48	0607030100000000
3	2	43	000081FF7E000000
3	3	44	60E0C08000000000




Row	Column	Index	Hex Code
1	1	53	0000000000000000
1	2	8	0000003838181818
1	3	53	0000000000000000
2	1	53	0000000000000000
2	2	9	1818181818181818
2	3	53	0000000000000000
3	1	53	0000000000000000
3	2	10	1818187E7E000000
3	3	53	0000000000000000




Row	Column	Index	Hex Code
1	1	53	0000000000000000
1	2	29	00000003070E1C38
1	3	30	0000008000000000
2	1	31	0000010303070706
2	2	32	70E0C0FEFF810000
2	3	33	0000000080C0E060
3	1	48	0607030100000000
3	2	43	000081FF7E000000
3	3	44	60E0C08000000000




Row	Column	Index	Hex Code
1	1	45	0000000001030706
1	2	46	0000007EFF810000
1	3	47	000000080C0E060
2	1	53	0000000000000000
2	2	11	000103070E1C3870
2	3	12	E0C0800000000000
3	1	13	0001030707000000
3	2	14	E0C080FFFF000000
3	3	15	000000E0E0000000




Row	Column	Index	Hex Code
1	1	34	0000000707060000
1	2	35	000000FFFF000000
1	3	36	000000E0E060C0C0
2	1	53	0000000000000000
2	2	37	0101030306060C0C
2	3	38	8080000000000000
3	1	53	0000000000000000
3	2	39	1818307060000000
3	3	53	0000000000000000




Row	Column	Index	Hex Code
1	1	45	0000000001030706
1	2	46	0000007EFF810000
1	3	47	000000080C0E060
2	1	53	0000000000000000
2	2	16	0001071E1E070100
2	3	42	E0C0800000080C0E0
3	1	48	0607030100000000
3	2	43	000081FF7E000000
3	3	44	60E0C08000000000



Row	Column	Index	Hex Code
1	1	45	0000000001030706
1	2	46	0000007EFF810000
1	3	47	000000080C0E060
2	1	40	0703010000010307
2	2	41	0081E77E7EE78100
2	3	42	E0C0800000080C0E0
3	1	48	0607030100000000
3	2	43	000081FF7E000000
3	3	44	60E0C08000000000



Row	Column	Index	Hex Code
1	1	53	0000000000000000
1	2	17	000000000103C70F
1	3	18	000000808080E080
2	1	19	000000000103C000
2	2	20	1D3971E1FFF0C101
2	3	21	80808080E0E0E080
3	1	53	0000000000000000
3	2	22	0101010101000000
3	3	23	8080808080000000



Row	Column	Index	Hex Code
1	1	45	0000000001030706
1	2	46	0000007EFF810000
1	3	47	000000080C0E060
2	1	48	0607030100000000
2	2	49	000081FF7F03070E
2	3	50	60E0E0C0C0800000
3	1	51	0000000001000000
3	2	52	1C3870E0C0000000
3	3	53	0000000000000000

Using The Magnified Numbers

Now that we have the character definitions, we need to efficiently incorporate them into a program. Ten digits, defined by nine characters each, is a total of 90 characters. Of these 90 characters, however, only 54 are distinct. Lines 150-290 of Program 1 assign each of these distinct characters to an index number in the array CI\$. These 54 character indices fill an array N which is used to define the ten large digits. In lines 310-480 of Program 1, I is character N's row and J is character N's column within the 3 x 3 array used to define digit K. For example, character 17 (00000000103070F) defines the first row and second column of the number 4 (see the figure). So we can write $N(4,1,2)=17$.

Next, we need to relate the two arrays CI\$ and N to allow drawing large numbers on the display screen. One way to accomplish this is to load each of the 54 distinct characters into character codes 106 through 159 using CALL CHAR:

```
FOR I=0 TO 53
CALL CHAR(I+106,CI$(I))
NEXT I
```

An alternative which eliminates the need for a CI\$ array, is to read the character definitions directly from DATA statements

```
FOR I=0 TO 53
READ C$
CALL CHAR(I+106,C$)
NEXT I
DATA ...
DATA ...
```

where the DATA statements are identical to those used earlier to define CI\$. Then, to draw digit K starting at row R and column C on the screen, we use:

```
FOR I=R TO R+2
FOR J=C TO C+2
CALL HCHAR(I,J,106+N(K,I-R+1,J-C+1))
NEXT J
NEXT I
```

This will work fine, yet it has one drawback. It requires the use of 54 custom characters. This does not leave many characters available for other graphics use. We can use another technique that only requires, at most, nine characters for each digit to be displayed on the screen at one time. So, if our application only displays two digits at any one time, just 18 characters must be defined.

Dynamic Character Definition

That technique, used in Program 1, can be called dynamic character definition. That is, character codes are redefined and reused as each number is displayed. Lines 1500-1580 draw digit K starting at row R, column C, and character code CC.

This approach requires that the contents of the CI\$ array have already been assigned, as shown in lines 150-290. If we are using two digits at most, good choices for starting character codes are CC=126 for one digit and CC=135 for the other. This leaves many codes available for other graphics. As long as we require six or fewer different digits to be displayed, this method of dynamic character definition uses fewer character codes than the previous method.

The large numbers developed here have many applications. Math flash card drills, counting games, and guess-the-number games are just a few. As a sample application, the programs provide a preschool game to teach number recognition. In Program 1, which runs in either TI console BASIC or Extended BASIC, the computer randomly picks a number from 0 to 9 and displays it at the center of the screen. The child is then asked to find that number on the keyboard and press it. A correct response wins a snappy tune and a like number of blocks are drawn. An incorrect answer gets an "uh-oh" and the child is asked to try again. Since this program displays only one number at a time, dynamic character definition (CC=135) is employed for display.

Program 1: TI Number Game

```
100 RANDOMIZE
110 CALL CLEAR
120 CALL SCREEN(8)
130 PRINT TAB(8); "...PLEASE WAIT"
140 REM LOAD CHARACTER CODE ARRAY
150 DIM CI$(53)
160 FOR I=0 TO 53
170 READ CI$(I)
180 NEXT I
190 DATA 00000000000000103,00000003C7
EC381,0000000000000080C,030606060
6060603,C060606060606060C
200 DATA 0301,0081C37E3C,C08,000000
3838181818,1818181818181818
210 DATA 1818187E7E,000103070E1C387
,E0C08,0001030707,E0C080FFFF
220 DATA 000000E0E,0001071E1E0701,0
00000000103070F,000000808080808
,000000000103
230 DATA 1D3971E1FFFF0101,80808080E
0E0808,0101010101,808080808,000
0000707060606
240 DATA 000000E0E,060707,00FFFF,00
80C0E06060606,00000003070E1C38
250 DATA 0000008,0000010303070706,7
0E0C0FEFF81,0000000080C0E06,000
000070706
260 DATA 000000FFFF,000000E0E060C0C
,0101030306060C0C,808,181830706
270 DATA 0703010000010307,0081E77E7
EE781,E0C080000080C0E,000081FF7
E,60E0C08
280 DATA 0000000001030706,0000007EF
F81,0000000080C0E06,06070301,00
0081FF7F03070E
```

```

290 DATA 60E0E0C0C08,0000000001,1C3
870E0C,
300 REM LOAD CHARACTER INDEX ARRAY
310 DIM N(9,3,3)
320 FOR K=0 TO 9
330 FOR I=1 TO 3
340 FOR J=1 TO 3
350 READ N(K,I,J)
360 NEXT J
370 NEXT I
380 NEXT K
390 DATA 0,1,2,3,53,4,5,6,7
400 DATA 53,8,53,53,9,53,53,10,53
410 DATA 45,46,47,53,11,12,13,14,15
420 DATA 45,46,47,53,16,42,48,43,44
430 DATA 53,17,18,19,20,21,53,22,23
440 DATA 24,35,25,26,27,28,48,43,44
450 DATA 53,29,30,31,32,33,48,43,44
460 DATA 34,35,36,53,37,38,53,39,53
470 DATA 45,46,47,40,41,42,48,43,44
480 DATA 45,46,47,48,49,50,51,52,53
490 REM DEFINE BLOCK CHARACTER
500 CALL CHAR(119,"")
510 CALL COLOR(11,16,16)
520 REM TITLE SCREEN
530 CALL CLEAR
540 CALL SCREEN(12)
550 PRINT TAB(6);"LEARN THE NUMBERS
": :
560 GOSUB 1320
570 PRINT "THIS IS A PRE-SCHOOL NUM
BER"
580 PRINT "RECOGNITION GAME. THE CO
MPU-"
590 PRINT "TER DISPLAYS A NUMBER AN
D"
600 PRINT "YOU MUST FIND AND PRESS
THAT"
610 PRINT "KEY ON YOUR KEYBOARD.":
:
620 PRINT "IF CORRECT, THAT NUMBER
OF"
630 PRINT "BLOCKS IS DRAWN AND YOU
ARE"
640 PRINT "GIVEN ANOTHER NUMBER. IF
NOT"
650 PRINT "CORRECT, THE COMPUTER WI
LL"
660 PRINT "ASK YOU FOR ANOTHER ANSW
ER.": :
670 PRINT "TO STOP THE GAME, PRESS
THE"
680 PRINT "SPACE BAR WHEN ASKED FOR
AN"
690 PRINT "ANSWER.": : :
700 PRINT "PRESS ANY KEY TO PLAY."
710 CALL KEY(0,KEY,S)
720 IF S=0 THEN 710
730 CALL SOUND(100,1000,3)
740 REM PLAY GAME
750 CALL CLEAR
760 CALL SCREEN(14)
770 M$="LEARN THE NUMBERS"
780 XM=8
790 YM=3
800 GOSUB 1440
810 RANDOMIZE
820 K=INT(RND*10)
830 IF TM=K THEN 820
840 TM=K
850 CC=135
860 R=8
870 C=15
880 GOSUB 1500
890 M$="PRESS THIS NUMBER .."
900 XM=6
910 YM=13
920 GOSUB 1440
930 REM CHECK ANSWER
940 CALL KEY(0,KEY,S)
950 IF S=0 THEN 940
960 IF ((KEY<48)+(KEY>57))* (KEY<>32
) THEN 940
970 CALL SOUND(100,1000,3)
980 IF KEY=32 THEN 1000 ELSE 1020
990 REM GAME ENDS
1000 CALL CLEAR
1010 STOP
1020 CALL HCHAR(13,27,KEY)
1030 IF (KEY-48)<>K THEN 1270
1040 REM CORRECT ANSWER
1050 GOSUB 1320
1060 M$=STR$(K)&" BLOCKS:"
1070 IF K<>1 THEN 1090
1080 M$="1 BLOCK:"
1090 XM=6
1100 YM=15
1110 GOSUB 1440
1120 IF K=0 THEN 1220
1130 BC=4
1140 FOR NB=1 TO K
1150 CALL HCHAR(18,BC,119,2)
1160 CALL HCHAR(19,BC,119,2)
1170 CALL SOUND(100,330,3)
1180 FOR D=1 TO 200
1190 NEXT D
1200 BC=BC+3
1210 NEXT NB
1220 FOR D=1 TO 2000
1230 NEXT D
1240 CALL HCHAR(8,15,32,370)
1250 GOTO 810
1260 REM INCORRECT ANSWER
1270 CALL SOUND(100,392,3)
1280 CALL SOUND(100,330,2)
1290 CALL HCHAR(13,27,32)
1300 GOTO 940
1310 REM PLAY TUNE
1320 FOR I=1 TO 2
1330 CALL SOUND(300,349,3,262,3,220
,3)
1340 CALL SOUND(150,349,3)
1350 CALL SOUND(150,349,3)
1360 NEXT I
1370 CALL SOUND(300,440,3,349,3,262
,3)
1380 CALL SOUND(150,523,3)
1390 CALL SOUND(150,523,3)
1400 CALL SOUND(300,440,3,349,3,262
,3)
1410 CALL SOUND(300,349,3,262,3,220
,3)
1420 RETURN
1430 REM TEXT PRINT SUBROUTINE
1440 FOR I=1 TO LEN(M$)
1450 C=ASC(SEG$(M$,I,1))
1460 CALL HCHAR(YM, XM+I-1, C)
1470 NEXT I
1480 RETURN

```



```

1490 REM NUMBER DRAWING SUBROUTINE
1500 L=CC
1510 FOR I=R TO R+2
1520 FOR J=C TO C+2
1530 CI=N(K, I-R+1, J-C+1)
1540 CALL CHAR(L, CI$(CI))
1550 CALL HCHAR(I, J, L)
1560 L=L+1
1570 NEXT J
1580 NEXT I
1590 RETURN

```

Program 2: 64 Number Game

Refer to the "Automatic Proofreader" article before typing this program in.

```

10 POKE53281,1:FORI=1TO12:READA:NEXT:GOSU
   B980 :rem 57
20 POKE53281,1:CO=2:LL=54272:FORI=LLTOLL+
   24:POKEI,0:NEXTI :rem 26
30 POKELL+5,1:POKELL+6,241:POKELL+24,15
   :rem 48
40 L8=INT(RND(1)*10)+47 :rem 232
50 GOSUB 430 :rem 124
60 GOSUB 140 :rem 123
70 POKE198,0 :rem 148
80 GET A$:IFA$=""THEN80 :rem 243
90 IFA$=""THENPOKE198,0:SYS198 :rem 21
100 IFASC(A$)<>L8THENGOSUB940:GOTO80
   :rem 210
110 GOSUB 330 :rem 168
120 GOSUB 1100 :rem 213
130 FORI=1TO3000:NEXT:GOTO40
140 RESTORE:FORI=7TO27STEP5 :rem 20
150 CO=CO+1:IFCO>15THENCO=2 :rem 130
160 PRINT"{HOME}{11 DOWN}" :rem 54
170 POKE646,CO :rem 37
180 POKE249,I:READA:POKE250,A :rem 224
190 SYS828:PRINT"{UP}":NEXT :rem 80
200 FORI=10TO25STEP5 :rem 219
210 CO=CO+1:IFCO>15THENCO=2 :rem 127
220 PRINT"{HOME}{15 DOWN}" :rem 119
230 POKE646,CO :rem 34
240 POKE249,I:READA:POKE250,A :rem 221
250 SYS828:PRINT"{UP}":NEXT :rem 77
260 FORI=12TO22STEP5 :rem 224
270 CO=CO+1:IFCO>15THENCO=2 :rem 133
280 PRINT"{HOME}{19 DOWN}" :rem 193
290 POKE646,CO :rem 40
300 POKE249,I:READA:POKE250,A :rem 218
310 SYS828:PRINT"{UP}":NEXT:RETURN
   :rem 100
320 DATA 16,18,5,19,19,20,8,9,19,11,5,25
   :rem 167
330 LL=54272:FORI=LLTOLL+24:POKEI,0:NEXT
   :rem 1
340 POKELL+24,15:POKELL+5,36:POKELL+6,132
   :rem 155
350 POKE54284,129:POKE54285,132 :rem 201
360 FORI=1TO8:READLB,HB :rem 172
370 POKELL,LB:POKELL+1,HB:POKELL+4,33
   :rem 32
380 POKE54279,LB:POKE54280,HB:POKE54283,3
   3 :rem 178
390 FORK=1TO275:NEXT:POKELL+4,32:POKE5428
   3,32 :rem 231
400 FORL=1TO15:NEXT:NEXT :rem 48
410 DATA 152,5,152,5,152,5,152,5,12,7,48,
   4,12,7,152,5 :rem 24

```

```

420 RETURN :rem 118
430 PRINT"{CLR}";:POKE56334,PEEK(56334)AN
   D254:POKE1,PEEK(1)AND251 :rem 145
440 CO=CO+1:IFCO>15THENCO=2 :rem 132
450 POKE646,CO:L8=L8+1:M=53247+8*L8
   :rem 219
460 FORM1=M+1TOM+7:X=PEEK(M1):FORL=1TO7:C
   =146:X=X*2 :rem 135
470 POKE1,PEEK(1)OR4:POKE56334,PEEK(56334
   )OR1 :rem 138
480 POKELL+4,16:Q=INT(RND(1)*40):POKELL+1
   ,Q+(M1-M)*8 :rem 253
490 IFX>255THENX=X-256:C=18:POKELL+4,17
   :rem 91
500 PRINTTAB(16)CHR$(C)CHR$(32); :rem 56
510 POKE56334,PEEK(56334)AND254:POKE1,PEE
   K(1)AND251:NEXT:PRINT:NEXT :rem 112
520 POKE1,PEEK(1)OR4:POKE56334,PEEK(56334
   )OR1 :rem 134
530 POKELL+4,16:RETURN :rem 107
540 POKE646,CO:PRINTTAB(16)CHR$(C);
   :rem 76
550 PRINT"{DOWN}{10 SPACES}PLEASE WAIT A
   {SPACE}MOMENT" :rem 124
560 T=0:FORJ=688TO703:READK:T=T+K:POKEJ,K
   :NEXT :rem 192
570 IFT<>3078THENPRINT"ERROR IN DATA STAT
   EMENTS":STOP :rem 142
580 T=0:FORJ=828TO1006:READK:T=T+K:POKEJ,
   K:NEXT :rem 235
590 IFT<>20306THENPRINT"ERROR IN DATA STA
   TEMENTS":STOP :rem 185
600 POKE249,0:RETURN :rem 218
610 DATA32,188,190,226,172,225,191,251
   :rem 133
620 DATA187,255,161,236,162,254,252,96
   :rem 145
630 DATA 169,208,133,004,173,024 :rem 37
640 DATA 208,41,2,240,4,169 :rem 43
650 DATA 216,133,4,169,0,162 :rem 94
660 DATA 3,6,250,42,202,208 :rem 38
670 DATA 250,24,101,4,133,4 :rem 33
680 DATA 165,250,133,3,173,14 :rem 145
690 DATA 220,41,254,141,14,220 :rem 184
700 DATA 165,1,41,251,133,1 :rem 31
710 DATA 169,0,133,250,169,5 :rem 97
720 DATA 133,2,160,0,177,3 :rem 241
730 DATA 133,5,230,3,177,3 :rem 246
740 DATA 133,6,230,3,198,2 :rem 250
750 DATA 240,28,162,04,169,0 :rem 95
760 DATA 6,6,42,6,6,42 :rem 55
770 DATA 6,5,42,6,5,42 :rem 54
780 DATA 164,250,153,48,2,230 :rem 147
790 DATA 250,202,208,232,240,210 :rem 27
800 DATA 165,1,9,4,133,1 :rem 144
810 DATA 173,14,220,9,1,141 :rem 35
820 DATA 14,220,160,0,166,249 :rem 140
830 DATA 240,8,169,29 :rem 18
840 DATA 32,210 :rem 218
850 DATA 255,202,208,250,169,4 :rem 200
860 DATA 133,6,185,48,2,170 :rem 53
870 DATA 189,176,2,133,5,41 :rem 56
880 DATA 64,240,5,169,18,32 :rem 57
890 DATA 210,255,165,5,41,191 :rem 151
900 DATA 32,210,255,169,146,32 :rem 195
910 DATA 210,255,200,198,6,208 :rem 195
920 DATA 221,169,13,32,210,255 :rem 190
930 DATA 192,16,208,196,96 :rem 18
940 POKELL+4,33:POKELL+1,10:POKELL,143
   :rem 4

```

```

950 FORI=1TO500:NEXTI           :rem 54
960 POKELL+4,32:FORI=1TO250:NEXTI :rem 42
970 POKELL+4,8:RETURN           :rem 68
980 PRINT"{CLR}{BLU}{DOWN}{11 SPACES}LEAR
N THE NUMBERS{2 DOWN}"         :rem 198
990 PRINT"{2 SPACES}THIS IS A PRE-SCHOOL
{SPACE}NUMBER{11 SPACES}RECOGNITION G
AME. ";                         :rem 241
1000 PRINT" THE COMPUTER DISPLAYS A NUMBE
R AND";                          :rem 99
1010 PRINT" YOU MUST FIND AND PRESS
{4 SPACES}THAT KEY ON YOUR KEYBOARD.
"                               :rem 223
1020 PRINT"{DOWN}{2 SPACES}IF CORRECT, TH
AT NUMBER OF BLOCKS IS{2 SPACES}DRAW
N AND YOU ARE";                 :rem 186
1030 PRINT" GIVEN ANOTHER NUMBER. IF NOT
{SPACE}CORRECT, THE";          :rem 240
1040 PRINT" COMPUTER WILL ASK{3 SPACES}FO
R ANOTHER ANSWER."            :rem 18
1050 PRINT"{DOWN}{2 SPACES}TO STOP THE GA
ME, PRESS THE SPACE BAR WHEN ASKED F
OR AN ANSWER."                 :rem 117
1060 GOSUB330:GOSUB550         :rem 49
1070 PRINT"{3 DOWN}{10 SPACES}HIT ANY KEY
TO PLAY."                       :rem 137
1080 GET A$:IF A$=""THEN1080    :rem 181
1090 PRINT"{CLR}":RETURN       :rem 72
1100 IFL8=48THENRETURN         :rem 141
1110 FORI=2TO(4*(L8-49))+2STEP4 :rem 240
1120 CO=CO+1:IFCO>15THENCO=2   :rem 176
1130 PRINT"{HOME}{7 DOWN}"     :rem 32
1140 POKE646,CO                :rem 83
1150 POKE249,I:POKE250,250     :rem 205
1160 SYS828:PRINT"{UP}":NEXT   :rem 126
1170 RETURN                     :rem 169

```

```

220 PRINT"{CLR}{2 SPACES}THIS IS A PRE-SC
HOOLNUMBER RECOGNITION{4 SPACES}GAME.
THE COMPUTER"                  :rem 139
230 PRINT"DISPLAYS A NUMBER AND" :rem 172
240 PRINT"YOU MUST FIND AND{5 SPACES}PRES
S THAT KEY ON YOURKEYBOARD." :rem 179
250 PRINT"{DOWN}{2 SPACES}IF CORRECT, THA
T{4 SPACES}NUMBER OF BLOCKS IS
{3 SPACES}DRAWN AND YOU ARE" :rem 83
260 PRINT"GIVEN ANOTHER NUMBER. IF NOT CO
RRECT, THE"                    :rem 137
270 PRINT"COMPUTER WILL ASK FOR ANOTHER A
NSWER."                          :rem 230
280 PRINT"{DOWN}{2 SPACES}TO STOP THE GAM
E,{3 SPACES}PRESS THE SPACE BAR
{3 SPACES}WHEN ASKED FOR AN{5 SPACES}
ANSWER."                          :rem 73
290 PRINT"{DOWN} HIT ANY KEY TO PLAY."
:rem 58
300 GET A$:IF A$=""THEN300      :rem 73
310 PRINT"{CLR}":RETURN       :rem 18
320 PRINT"{CLR}{4 DOWN} LEARNING THE NUMB
ERS"                              :rem 138
330 RESTORE                     :rem 186
340 FOR X=1TO8:READ C(X),B(X):POKE CV-2,C
(X):POKECV-3,B(X):FORD=1TO 350:NEXT
:rem 241
350 POKE CV-2,0:POKE CV-3,0:NEXT :rem 82
360 RETURN                       :rem 121
370 DATA 195,207,195,207,195,207,195,207,
207,215,215,225,207,215,195,207
:rem 243
380 PRINT"{2 SPACES}ONE MOMENT PLEASE"
:rem 216
390 I=828                        :rem 196
400 READ A:IF A=256 THEN RETURN :rem 228
410 POKE I,A:I=I+1:GOTO 400     :rem 230
420 DATA 120,169,3,141,21,3,169 :rem 234
430 DATA 73,141,20,3,88,96,162  :rem 198
440 DATA 1,240,21,206,74,3,169  :rem 186
450 DATA 47,141,3,144,169,255,141 :rem 90
460 DATA 5,144,169,25,141,15,144 :rem 38
470 DATA 76,21,235,173,4,144,208 :rem 41
480 DATA 251,169,32,141,37,145,169
:rem 149
490 DATA 185,141,36,145,238,74,3 :rem 49
500 DATA 169,46,141,3,144,169,240 :rem 89
510 DATA 141,5,144,169,8,141,15  :rem 240
520 DATA 144,76,191,234,0,256    :rem 148
530 POKE56,28:CH=32776           :rem 211
540 FOR X=7184TO7600 STEP 2:      :rem 1
550 POKE X,PEEK(CH):POKE X+1,PEEK(CH)
:rem 152
560 CH=CH+1:NEXTX                :rem 27
570 POKE36879,25:POKE36869,255:POKE36867,
47                               :rem 190
580 RETURN                       :rem 125
590 POKES-1,128                  :rem 69
600 FORI=1TO500:NEXTI           :rem 46
610 POKES-1,0                    :rem 211
620 RETURN                       :rem 120
630 IFL8-48=0THENRETURN         :rem 193
640 FORI=1TO(L8-48)*2STEP2      :rem 19
650 POKES,140+I*6               :rem 178
660 POKE646,CO:CO=CO+1:IFCO>7THENCO=2
:rem 32
670 PRINT"{HOME}{8 DOWN}"TAB(I)"{RVS} "
:rem 208
680 PRINTTAB(I)"{RVS} "         :rem 242
690 FORQ=1TO200:NEXT:POKES,0    :rem 11
700 NEXT                         :rem 214

```

Program 3: VIC Number Game

Refer to the "Automatic Proofreader" article before typing this program in.

```

10 POKE36878,15:S=36875:CO=2:DIMB(10),C(1
0):CV=36878                     :rem 141
20 GOSUB 320:GOSUB220           :rem 197
30 GOSUB 380:GOSUB 530:PRINT"{CLR}":SYS82
8                               :rem 73
40 L8=INT(RND(1)*10)+48        :rem 233
50 IFL8=LOTHEN40               :rem 227
60 LO=L8                        :rem 194
70 GOSUB 160                    :rem 126
80 POKE198,0                   :rem 149
90 PRINT"{HOME}{12 DOWN}{2 RIGHT}{BLU}PRE
SS{RIGHT}THIS{RIGHT}NUMBER"    :rem 58
100 GET A$:IFA$=""THEN100      :rem 69
110 IF A$="" THEN POKE890,0:SYS890:rem 60
120 IFASC(A$)<>L8THENGOSUB590:GOTO100
:rem 254
130 GOSUB 330                   :rem 170
140 GOSUB 630                   :rem 174
150 GOTO 40                     :rem 51
160 PRINT"{CLR}";:M=34816+8*L8:IFL8-48>9T
HEN65535                         :rem 165
170 FORM1=MTOM+6:X=PEEK(M1):FORL=1TO7:C=3
2:X=X*2                           :rem 242
180 IFX>255THENX=X-256:C=113:CO=CO+1:IFCO
>7THENCO=2                       :rem 134
190 POKE646,CO:POKES,128+CO*4   :rem 197
200 PRINTTAB(7)" ";CHR$(C);:NEXT:PRINT":N
EXT                               :rem 202
210 POKES,0:RETURN             :rem 139

```

```
710 FOR I=1 TO 500*(L8-48):NEXT I :rem 200
720 RETURN :rem 121
```

Program 4: Atari Number Game

Refer to the "Automatic Proofreader" article before typing this program in.

```
KB 10 W=1.5:POKE 559,0:GOSUB 420:W=1
.3
IF 20 POKE 752,1:OPEN #1,4,4,"K:":PO
KE 82,0:GOSUB 290
OH 30 GRAPHICS 3
II 40 ? "(CLEAR)":DL=PEEK(560)+256*P
EEK(561)+4:POKE DL+21,70:SETCO
LOR 3,4,8:SETCOLOR 2,0,0:POKE
752,1
NE 50 FOR I=24 TO 26:POKE DL+I,6:NEX
T I
LJ 60 R=INT(RND(1)*10)+48
PJ 70 IF R=OLD THEN 60
NG 80 OLD=R
KJ 90 Q=USR(1536,R,1,2,3)
NA 100 PRINT "{3 SPACES}press this k
ey."
DD 110 GET #1,A
MG 120 IF A=32 THEN GRAPHICS 0:END
KO 130 IF A<>R THEN SOUND 0,93,12,12
:FOR I=1 TO 250:NEXT I:SOUND
0,0,0,0:GOTO 110
KL 140 GOSUB 420
KO 150 GOSUB 170
DE 160 GOTO 40
DB 170 IF R=48 THEN RETURN
DP 180 COLOR 2:CO=1:X=1:Y=R-48
CJ 190 FOR I=X TO Y STEP CO
BI 200 PLOT I*4,15:PLOT I*4+1,15
BH 210 PLOT I*4,14:PLOT I*4+1,14
CH 220 SOUND 0,100-I*10,10,12
AN 230 FOR Q=1 TO 50:NEXT Q
CF 240 NEXT I:SOUND 0,0,0,0
GC 250 IF CO=-1 THEN RETURN
JH 260 FOR I=1 TO 600*(R-48):NEXT I
GK 270 CO=-1:COLOR 0:X=R-48:Y=1
GN 280 GOTO 190
FM 290 ? "(CLEAR)":POSITION 11,2:? "
LEARN THE NUMBER":?
MR 300 ? " THIS IS A PRE-SCHOOL NUM
BER RECOGNI- TION GAME. ";
MJ 310 ? "THE COMPUTER DISPLAYS A
{6 SPACES}NUMBER AND YOU MUST
FIND AND PRESS THAT KEY";
ID 320 ? " ON YOUR KEYBOARD."
EI 330 ? :? " IF CORRECT, THAT NUMB
ER OF BLOCKS IS"
CG 340 ? "DRAWN, AND YOU ARE GIVEN A
NOTHER NUMBER. ";
DG 350 ? "IF NOT CORRECT, THE COMPUT
ER WILL ASK{3 SPACES}FOR ANOT
HER ANSWER."
GC 360 ? :? " TO STOP THE GAME, PRE
SS THE SPACE BAR WHEN ASKED F
OR AN ANSWER."
KC 370 POKE 559,34:IF PEEK(1536)=104
THEN 400
LB 380 GOSUB 510
LJ 390 ? "{10 SPACES}ONE MOMENT PLEAS
E."
HM 400 ? :? "{7 SPACES}HIT ANY KEY T
O CONTINUE."
FA 410 GET #1,A:RETURN
```

```
LK 420 RESTORE
BA 430 FOR I=1 TO 8
CI 440 READ A:SOUND 0,A,10,10:SOUND
1,A+5,10,10:SOUND 2,A-5,10,10
IL 450 FOR J=1 TO 75*W:NEXT J
HI 460 SOUND 0,0,0,0:SOUND 1,0,0,0:S
OUND 2,0,0,0
IH 470 FOR J=1 TO 15*W:NEXT J
CE 480 NEXT I
HN 490 RETURN
LF 500 DATA 182,182,182,182,144,243,
144,182
KE 510 ML=1536:FOR I=0 TO 252:READ A
:POKE ML+I,A:NEXT I:RETURN
HG 520 DATA 104,240,104,201,4,240
OA 530 DATA 11,170,104,104,202,208
AF 540 DATA 251,169,253,76,164,246
BO 550 DATA 104,133,195,104,201,128
JO 560 DATA 144,4,41,127,198,195
JE 570 DATA 170,141,250,6,224,96
JO 580 DATA 176,15,169,64,224,32
JH 590 DATA 144,2,169,224,24,109
FB 600 DATA 250,6,141,250,6,104
LA 610 DATA 104,141,251,6,104,104
CH 620 DATA 141,252,6,14,252,6
LG 630 DATA 104,104,141,253,6,133
NE 640 DATA 186,166,87,169,10,224
CM 650 DATA 3,240,2,169,20,224
CK 660 DATA 5,240,2,169,40,133
AG 670 DATA 207,133,187,165,88,133
MI 680 DATA 203,165,89,133,204,32
DH 690 DATA 228,6,24,173,252,6
KL 700 DATA 101,203,133,203,144,2
OC 710 DATA 230,204,24,165,203,101
BE 720 DATA 212,133,203,165,204,101
LL 730 DATA 213,133,204,173,250,6
NG 740 DATA 133,187,169,8,133,186
JB 750 DATA 32,228,6,165,212,133
LJ 760 DATA 205,173,244,2,101,213
FL 770 DATA 133,206,160,0,162,8
MI 780 DATA 169,0,133,208,133,209
NI 790 DATA 177,205,69,195,72,104
CK 800 DATA 10,72,144,8,24,173
FN 810 DATA 251,6,5,208,133,208
PH 820 DATA 224,1,240,8,6,208
GN 830 DATA 38,209,6,208,38,209
PC 840 DATA 202,208,228,104,152,72
MA 850 DATA 160,0,165,209,145,203
CA 860 DATA 200,165,208,145,203,104
PG 870 DATA 168,24,165,203,101,207
LI 880 DATA 133,203,144,2,230,204
KC 890 DATA 200,192,8,208,183,96
FM 900 DATA 169,0,133,212,162,8
FK 910 DATA 70,186,144,3,24,101
BO 920 DATA 187,106,102,212,202,208
CI 930 DATA 243,133,213,96,0,1
CB 940 DATA 28
```

Program 5: Apple Number Game

```
10 FOR I = 1 TO 8: READ A: NEXT
20 DIM A(10,6): HOME : GOSUB 310
30 GR : COLOR= 1
40 HOME : PRINT TAB( 13)"PRESS THI
S KEY"
50 P = INT ( RND ( 1 ) * 10 ): IF P =
OLD THEN 50
60 OLD = P
70 GOSUB 450
```

```

80 POKE - 16368,0
90 IF PEEK ( - 16384) < 128 THEN 90
100 GET A$
110 IF A$ = " " THEN TEXT : HOME :
    END
120 IF P + 48 < > ASC (A$) THEN FOR
    I = 1 TO 75: S = PEEK ( - 16336
    ): NEXT I: GOTO 80
130 GOSUB 540
140 GOTO 50
150 RESTORE
160 FOR I = 1 TO 8
170 READ F: POKE 769,F: POKE 768,5
180 CALL 770: NEXT I: RETURN
190 DATA 133,133,133,133,162,179,1
    62,133
200 FOR I = 0 TO 9: FOR J = 1 TO 6:
    READ B:A(I,J) = B: NEXT J,I: RETURN

210 DATA 60,102,110,118,102,60
220 DATA 24,56,24,24,24,126
230 DATA 60,102,12,24,48,126
240 DATA 126,12,24,12,102,60
250 DATA 12,28,60,108,126,12
260 DATA 126,96,124,6,102,60
270 DATA 60,96,124,102,102,60
280 DATA 126,6,12,24,48,48
290 DATA 60,102,60,102,102,60
300 DATA 60,102,62,6,12,56
310 PRINT : PRINT "          LEARN
    THE NUMBERS": PRINT
320 PRINT : PRINT " THIS IS A PRE-
    SCHOOL NUMBER RECOGNITION GA
    ME. ";
330 PRINT " THE COMPUTER DISPLAYS
    A NUMBER, AND YOU MUST FIND
    AND PRESS THAT ";
340 PRINT "KEY ON YOUR KEYBOARD."
350 PRINT : PRINT " IF CORRECT, TH
    AT NUMBER OF BLOCKS IS DRAWN,
    AND YOU ARE GIVEN ";
360 PRINT "ANOTHER NUMBER. IF NOT CO
    RRECT, THE COMPUTER WILL ASK
    YOU FOR ANOTHER ANSWER."
370 PRINT : PRINT " TO STOP THE GA
    ME, PRESS THE SPACE BAR WHEN AS
    KED FOR AN ANSWER."
380 PRINT : PRINT TAB( 11)"ONE MIN
    UTE PLEASE": GOSUB 200: GOSUB 6
    60
390 GOSUB 150
400 PRINT : PRINT : PRINT "
    HIT ANY KEY TO CONTINUE."
410 POKE - 16368,0
420 IF PEEK ( - 16384) < 128 THEN
    420
430 GET A$
440 RETURN
450 Q = Q + 1: IF Q > 15 THEN Q = 2
460 FOR I = 1 TO 6
470 X = A(P,I)
480 FOR J = 1 TO 8
490 COLOR= 0: X = X * 2
500 IF X > 255 THEN X = X - 256: COLOR=
    Q: POKE 768,1: POKE 769,X: CALL
    770
510 PLOT 16 + J,4 + I
520 NEXT J,I
530 RETURN
540 IF P = 0 THEN RETURN
550 Q1 = 1: X = 1: X1 = 1: X2 = P

```

```

560 FOR I = X10 TO X2 STEP X
570 Q = Q + 1: IF Q = 16 THEN Q = 2
580 COLOR= Q * Q1
590 VLIN 30,33 AT I * 4 - 2: VLIN 3
    0,33 AT I * 4 - 1: VLIN 30,33 AT
    I * 4
600 POKE 768,5: POKE 769,I * 25: CALL
    770
610 NEXT I
620 IF Q1 = 0 THEN RETURN
630 FOR I = 1 TO 700 * P: NEXT I
640 Q1 = 0: X = - 1: X1 = P: X2 = 1
650 GOTO 560
660 FOR I = 770 TO 795: READ M: POKE
    I,M: NEXT I
670 DATA 172,01,03,174,01,03,169,0
    4,32,168,252,173,48,192,232,208
    ,253,136,208,239,206,0,03,208,2
    31,96
680 RETURN

```

Program 6: Color Computer Number Game

```

100 REM TITLE SCREEN
110 CLS 7:PRINT @231,"LEARN THE NUM
    BERS":Y=2:GOSUB 370:CLS 1
120 PRINT:PRINT " THIS IS A PRE-SCH
    OOL NUMBER":PRINT " RECOGNITION
    GAME. THE COMPUTER":PRINT " DIS
    PLAYS A NUMBER AND YOU MUST"
130 PRINT" FIND AND PRESS THAT KEY
    ON":PRINT" ON YOUR KEYBOARD.":P
    RINT
140 PRINT " IF CORRECT, THAT NUMBER
    OF":PRINT" BLOCKS IS DRAWN AND
    YOU ARE":PRINT" GIVEN ANOTHER
    NUMBER. IF NOT"
150 PRINT " CORRECT, THE COMPUTER W
    ILL ASK":PRINT" YOU FOR ANOTHER
    ANSWER. TO":PRINT" STOP THE GA
    ME, PRESS THE SPACE":
160 PRINT " BAR WHEN ASKED FOR AN A
    NSWER.":PRINT:PRINT "
    {4 SPACES}PRESS ANY KEY TO PLAY
    . ";
170 A$=INKEY$:IFA$=""THEN 170 ELSE
    SOUND 225,1
180 REM PLAY THE GAME
190 CLS 3:PRINT @39,"LEARN THE NUMB
    ERS":
200 K=INT(RND(0)*10):IF K=TM THEN 2
    00 ELSE TM=K:GOSUB 400
210 PRINT @260,"PRESS THIS NUMBER .
    . ";
220 A$=INKEY$:IF A$="" THEN 220
230 IF ASC(A$)=32 THEN CLS:END
240 IF ASC(A$)<48 OR ASC(A$)>57 THE
    N 220
250 PRINT @282,A$:
260 IF K<>ASC(A$)-48 THEN SOUND 20,
    10:GOTO 220
270 REM CORRECT ANSWER
280 Y=1:GOSUB 370:PRINT @363,STR$(K
    ):B$=" BLOCKS: ":IF K=1 THEN B
    $=" BLOCK: "
290 PRINT B$:FOR I=1 TO 500:NEXT I
300 IF K=0 THEN 350
310 FOR I=1 TO K
320 V=RND(8):IF V=3 THEN 320

```

```

330 POKE 1439+I*3+1,143+16*(V-1):PO
KE 1471+I*3+1,143+16*(V-1)
340 POKE 1439+I*3+2,143+16*(V-1):PO
KE 1471+I*3+2,143+16*(V-1):SOUN
D 128,3:NEXT I
350 FOR I=1 TO 2000:NEXT I:GOTO 190
360 REM PLAY A TUNE
370 FOR I=1 TO Y:SOUND 133,6
380 SOUND 159,6:SOUND 176,3:SOUND 1
76,3:SOUND 159,6
390 NEXT I:SOUND 133,6:RETURN
400 X=1167:GOSUB 540:ON K+1 GOSUB 4
20,440,450,460,470,480,490,500,
510,520:REM DRAW NUMBERS
410 RETURN
420 POKE X,142:POKE X+1,141:POKE X+
32,138:POKE X+33,133
430 POKE X+64,140:POKE X+65,140:RET
URN
440 POKE X,133:POKE X+1,138:POKE X+
32,133:POKE X+33,138:POKE X+64,
132:POKE X+65,136:RETURN
450 POKE X,140:POKE X+1,143:POKE X+
33,140:POKE X+32,143:POKE X+64,
140:POKE X+65,140:RETURN
460 POKE X,140:POKE X+32,140:POKE X
+64,140:POKE X+65,140:POKE X+1,
143:POKE X+33,143:RETURN
470 POKE X,138:POKE X+32,140:POKE X
+1,130:POKE X+33,142:POKE X+64,
128:POKE X+65,136:RETURN
480 POKE X,143:POKE X+32,140:POKE X
+64,140:POKE X+1,140:POKE X+33,
143:POKE X+65,140:RETURN
490 POKE X,143:POKE X+32,143:POKE X
+64,140:POKE X+1,140:POKE X+33,
141:POKE X+65,140:RETURN
500 POKE X,140:POKE X+32,129:POKE X
+64,132:POKE X+65,128:POKE X+1,
141:POKE X+33,138:RETURN
510 POKE X,142:POKE X+32,142:POKE X
+64,140:POKE X+65,140:POKE X+1,
141:POKE X+33,141:RETURN
520 POKE X,142:POKE X+32,140:POKE X
+64,140:POKE X+1,141:POKE X+33,
141:POKE X+65,140:RETURN
530 REM DRAW BLOCK
540 FOR I=110 TO 236 STEP 32:PRINT
@I,CHR$(128)+CHR$(128)+CHR$(128
)+CHR$(128);:NEXT I:RETURN

```

Program 7: PC/PCjr Number Game

```

10 KEY OFF:WIDTH 40
20 GOSUB 280
30 CLS:DEF SEG=0:POKE 1047,PEEK(1047) OR
32
40 COLOR 2
50 B1%=STRING$(3,219):B2%=B1%:B3%=B1%
60 R=INT(RND(1)*10):IF R=OLD THEN 60
70 OLD = R
80 GOSUB 180:COLOR 7
90 LOCATE 12,13:PRINT"Press This Key"
100 POKE 1050,PEEK(1052)
110 C$ = INKEY$:POKE 1050,PEEK(1052):Z =
RND(1):IF C$ = "" THEN 110
120 IF C$="" THEN CLS:END
130 IF VAL(C$)<>R THEN SOUND 80,7:GOTO 1
10

```

```

140 GOSUB 520
150 GOSUB 400
160 CLS
170 GOTO 60
180 CO=CO+1:IF CO=16 THEN CO=2
190 IF CO=8 THEN CO=9
200 FOR I=1 TO 6
210 X=A(R,I)
220 FOR J= 1 TO 8
230 COLOR 0:X=X*2
240 IF X>255 THEN X=X-256:COLOR CO
250 LOCATE I+3,J+16:PRINT CHR$(219)
260 NEXT J,I
270 RETURN
280 CLS:LOCATE 2,11:PRINT"Learn The Numb
ers"
290 LOCATE 5,2:PRINT" This is a pre-sch
ool number recogni-";
300 PRINT "tion game. The computer displ
ays a"
310 PRINT "number, and you must find and
press thatkey on your keyboard."
320 PRINT:PRINT" If correct, that numbe
r of blocks is drawn, and you are given
another number.";
330 PRINT"If not correct, the computer w
ill ask you for another answer."
340 PRINT:PRINT" To stop the program, p
ress the space bar whe asked for an ans
wer."
350 GOSUB 520
360 GOSUB 610
370 PRINT:PRINT" hit any key to c
ontinue ";
380 V$ = INKEY$:Z=RND(1):IF V$ = "" THEN
380
390 RETURN
400 IF R=0 THEN RETURN
410 X=1:X1=1:X2=R:H=1
420 FOR I= X1 TO X2 STEP X
430 CO=CO+1:IF CO=16 THEN CO=2
440 IF CO=8 THEN CO=9
450 COLOR CO:H:SOUND I*40+130,3
460 LOCATE 16,I*4-2:PRINT B1$:LOCATE 17,
I*4-2:PRINT B2$:LOCATE 18,I*4-2:PRINT B3$
470 NEXT I
480 IF X= -1 THEN RETURN
490 FOR U=1 TO 500*R:NEXT U
500 X=-1:X1=R:X2=1:H=0
510 GOTO 420
520 RESTORE
530 FOR I= 1 TO 8
540 READ B
550 SOUND B,7
560 SOUND 32767,2
570 NEXT I
580 RETURN
590 DATA 174.61,174.61,174.61,174.61
600 DATA 220,130.81,220,174.61
610 FOR I = 0 TO 9:FOR J = 1 TO 6:READ B
:A(I,J) = B:NEXT J,I:RETURN
620 DATA 60,102,110,118,102,60,24,56,24,
24,24,126
630 DATA 60,102,12,24,48,126,126,12,24,1
2,102,60
640 DATA 12,28,60,108,126,12,126,96,124,
6,102,60
650 DATA 60,96,124,102,102,60,126,6,12,2
4,48,48
660 DATA 60,102,60,102,102,60,60,102,62,
6,12,56

```

Dragonriders Of Pern For Commodore 64 And Atari

Shay Addams

Dragonriders mixes the plot line of Anne McCaffrey's science fiction novels into a menu-driven, all-text adventure that incorporates a hi-res action sequence. The scenario unfolds on Pern, a faraway planet threatened by silvery alien life forms (Thread) drifting across space from a nearby red star to destroy everything they touch.

Only the flying dragons bred for centuries in the Weyrs of Pern's volcanic heights can incinerate the Thread before it hits the ground. In addition to a half-dozen Weyrs, the planet's fate is influenced by various Holds, which are guided by Lord Holders and Crafts Masters. Ultimate success hinges on forming alliances with these individuals and groups—so politicking, learning to figure out and manipulate people and events, is more important than hand-eye coordination. The computer moves for the other Weyrs in the solitaire game, and always controls the other Weyrs when more than one person is playing.

Negotiations And Intrigue

Gameplay consists of two phases, negotiation/intrigue and Thread fighting. Most of the

time you'll be involved with the former. During this phase, an all-text "event screen" reveals exactly what's happening around Pern at the moment, with details on which Weyrs, Holds, or Craftsmen are currently engaged in negotiation or attempts to form alliances. The day on which these events will be settled is noted, and the current date is posted at the bottom right of the screen. When an event reaches its settlement date, the results are displayed at the bottom of the screen. Weddings (preceded with a flourish of trumpets), baby lizard hatchings, plagues, and other random events that can affect the outcome of the game also appear here.

To jump into the fray, press the fire button (or function key). You will see an "action menu." The menu offers a list of eight options that include description, negotiate, attempt alliance, invite to wedding or hatching, dragonrider or Lord Holder conclave, or duel. Below the menu, information on the status of your Weyr names your three strongest supporters among the Holds and Craftsmen, and other useful information. After choosing an option, you're presented with a list of the various Holds

and Craftsmen and prompted to pick one.

Forming Alliances

The description option returns you to the event screen, where a terse paragraph on the individual tells his attitude toward you and drops other hints that will help determine the best way to convince him to form an alliance with your Weyr. If you've decided to negotiate or try to form an alliance, you get to choose up to three Holds or Craftsmen to assist you. (You cannot select to deal with anyone already engaged in a meeting.) Then you must pick from a menu of negotiating attitudes: pleading, conciliatory, amiable, forceful, or threatening.

Now you're returned to the event screen. No other actions are possible while awaiting the results of the meeting, so you're limited to reading the events of the day and plotting new strategies based on these happenings. If Sea Cliff Hold rejects an alliance with Telgar Weyr, for instance, you'll know that, depending on other variables, you should negotiate with Sea Cliff next. To enliven the gameplay, a vividly colored map of Pern occasionally takes over the screen and pinpoints the area where Thread is falling. A prompt asks who will send dragons, and the first player to respond can dispatch as few or as many dragons as he has on hand. It's important to defend the areas allied or bound to you,

ONE PROGRAM YOU CAN'T AFFORD TO BE WITHOUT!

INQUIRY...

- Covers all hardware, software, and accessories in your home
- Insured on a replacement cost basis
- All Risk Coverage including flood, quake, and breakage
- Covers damage to DP equipment from short circuit, blowout, or other electrical damage or disturbance—including wiring
- Automatic coverage for newly acquired property up to 60 days
- Can be used for business or personal use or combination
- Even covers equipment leased or rented from others
- Low \$50 deductible — VISA or MasterCard accepted
- **COVERAGE AVAILABLE FOR PORTABLE COMPUTERS!**

Don't depend on your homeowner's policy. You need specific protection!

When you chose your personal computer, you looked for the broadest capability at the best price. That's exactly what you should look for in an insurance policy to protect your investment and that's exactly what Markel's policy offers you.

Broad Form, All Risk, replacement cost.

Though the hardware portion of a home computer used exclusively for personal activities is covered under the property

portion of your homeowner's (or renter's) policy, it will probably be on the same basis as any other household item. Thus, if you have to file a claim, payment will be made only if the loss was as a result of a covered peril and in almost all cases only if the computer is used for *personal* use only. Also, unless yours is a replacement cost policy, your claim will be paid on a purchase price minus depreciation basis. **DON'T TAKE A CHANCE THAT YOU WON'T HAVE ADEQUATE PROTECTION. FILL OUT THE APPLICATION BELOW TODAY AND RETURN IT TO MARKEL.**

RESIDENTIAL, BUSINESS AND/OR PERSONAL COMPUTER Application

NAME _____ PHONE(_____) _____

ADDRESS _____

CITY _____ STATE _____ ZIP _____ OCCUPATION _____

VALUES (100%): Hardware _____ Software _____ Access _____ **Total:** _____

- Up to 5000 \$32.50
 5000-15,000 \$47.50
 15,000-25,000 \$62.50
 Portable Computers 2 x Above Premium

Premium: _____
(Attach separate list of all equipment.)
 Any losses last 3 years? Yes No
 Homeowner's Insurance? Yes No

PAYMENT INFORMATION: My check/money order payable to Markel Service, Inc. for \$_____ is enclosed.

Please charge my annual premium of \$_____ to: VISA MasterCard.

EXPIRATION DATE
 Month Year

ACCOUNT NUMBER

Print name exactly as it appears on charge card:

FIRST _____ MIDDLE _____ LAST _____

 SIGNATURE

 DATE

Date coverage desired to be effective: _____

Make your check or money order payable to and mail to:



MARKEL SERVICE, INC.

5310 Markel Road, Richmond, VA 23230
 1-800-446-6678 or 1-800-552-3408 (VA)

NOT AVAILABLE IN NEW YORK OR CONNECTICUT

E M

COMPUTER TV!!

NEW!

MTR

8401
Color TV
Tuner



- To turn any composite monitor to TV.
- Both computer/TV Switchable
- UHF/VHF
- FCC approved. (TV antenna not included)

\$85.85

MTR

EV-2114
14" Composite
Color Monitor



- Compatible with Commodore • Apple • Atari • TI.
- NTSC Composite
- FCC Approved • UL STD.
- Front Mounted Controllers For Easy Adjustment
- Built-In Speaker
- Green Screen Switchable

~~\$229.95~~
\$215.85

MTR

PM-4401C
Data Sette
Recorder



- Compatible with VIC-20 & Commodore 64
- Auto Stop
- Tape Counter
- Save LED
- Pre-Set Playback Level

\$39.95

Monitor Cable — Plug 5 Pin Din to 4 RCA plugs includes 3.5 mm adaptor, 3 ft **\$7.95**

6' Cable — Computer to Printer or Disk Drive connects Commodore VIC 20 or C64 to Commodore Printer or Disk Drive 6 Pin Din to 6 Pin Din. Ideal if your space requires a longer cable **\$9.95**

Dust Cover — Commodore 64 Computer cloth backed vinyl highly anti-static media protects unit from spills, scratches, dust & static **\$2.95**

Disk Drive Dust Cover — for 1540 or 1541 **\$2.95**

E MART, INC.
900 "N" Avenue, P.O. Box 454
Plano, Tx 75074

TO ORDER CALL: outside Texas
1-800-631-1112
1-214-423-4199

in Texas
OFFICE: Mon-Fri: 9:00-12:00 PM / 1:00-5:00 PM
Sat: 9:00-1:00 PM Central Time

DELIVERY: For fast delivery, cashier checks, money orders or direct bank wires. Personal and company checks allow 3 weeks to clear. VISA/MC credit card add 3%. All prices are FOB net our Plano warehouse and subject to change without notice. Texas residents add 6% sales tax. All products with maker's warranty. All returns must be accompanied by return authorization number. Call (214) 423-4199 before returning goods for replacement. Any goods returned for credit are subject to 10% restocking charge plus shipping cost.

E M

because other Holds will be more likely to form alliances with you.

A Turn (Pern year) takes two to seven minutes, depending on which of three speed settings is chosen, and you can choose to play games from 1 to 99 Turns long. Following each Turn, a victory status screen awards two points for each Hold and one for each Craft Hall you've allied with. You need 20 points to win.

Hi-Res Panorama

The Thread-fighting sequence is played on a colorful, hi-res panorama of Pern's countryside that's complete with a castle. As wisps of Thread drift slowly toward the surface, you maneuver a flying dragon that burns them up with its fiery breath while avoiding their deadly touch. It's vital to do well in this phase, in order to convince the Holds of your capability to defend them.

In flight, the dragon wraps around to the other side of the screen. Sprites are employed for a 3-D effect—you can point the dragon at the horizon and hit the stick to watch him shrink in size as he flies into the distance and vaporizes Thread that's falling further away. Before starting, you can set the level (0-3) at which Thread falls, and this sense of depth adds an effective new dimension to action games.

The screen flashes red when your dragon dies, and it's replaced by another until your supply of dragons is depleted. After all players have completed this phase, a results screen shows how many dragons were killed and which Holds are Thread-infested. At this point, you can save the game in progress to disk or continue with the next Turn of 240 days. One positive feature of the program is that it is entirely RAM-resident, so you never have to wait for it to access the disk for more data the way most adventures do.

The Agreeable Pern

Pern is unusual in its gameplay and structure, and even more so in its victory requirements—winning depends on getting characters to agree with you, not on the number killed by you. And if too many Holds get infested, no one wins. Much of the fun emerges from recognizing the traits of various characters, predicting and exploiting how they react to certain actions and persuasions, and ultimately being drawn into the day-to-day life and culture of Pern. If you're tired of shooting up the same retreaded space ships, weary of typing "look under rock," this one-of-a-kind game may offer the offbeat kind of entertainment you're seeking. *Dragonriders of Pern* is also an intriguing forerunner of the next generation of computer games, more than a few of which will also be based on established novels.

Dragonriders of Pern
Epyx
1043 Kiel Court
Sunnyvale, CA 94086
\$39.95
Disk: C-64, Atari
Cassette: C-64

Magic Voice Speech For The 64


Charles Brannon, Program Editor

Computers have been talking for a long time. When you dial a wrong number, you probably have heard AT&T's computer reciting the incorrect number. However, speech synthesis for microcomputers has only recently become affordable as a consumer item.

You can buy a disk drive to quickly load and save programs and files. A modem opens up

FANTASTIC LOW PRICES ON

BASF QUALIMETRIC DISKETTES!



BASF QUALIMETRIC DISKETTES have a lifetime warranty and are packed in plastic storage cases. TYVEK sleeves, reinforced hubs, user identification labels and write-protect tabs included.

\$139 ea. 5 1/4" SSDD Qty. 20
\$189 ea. 5 1/4" DSDD Qty. 20

SOFT SECTOR ONLY!

3M HEADCLEANING KITS

Stop swearing and start cleaning. This non-abrasive cleaning kit has everything you need for 30 applications. **\$18.00** Shpg. + \$1.50

AMARAY MEDIA-MATE 50: A REVOLUTION IN DISKETTE STORAGE

Every once in a while, someone takes the simple and makes it elegant. This unit holds 50 5 1/4" diskettes, has grooves for easy stacking, nipples to keep diskettes from slipping and several other features. We like it.

\$10.95 ea. Shpg. + \$2.00

DISKETTE 70 STORAGE: STILL A GREAT BUY

Dust-free storage for 70 5 1/4" diskettes. Six dividers included. An excellent value.

\$11.95 Shpg. + \$3.00

DISK CADDIES

The original flip-up holder for 10 5 1/4" diskettes. Beige or grey only.

\$1.65 ea. Shpg. + 20¢

PRINTER RIBBONS AT BARGAIN PRICES!

Brand new ribbons produced to manufacturer's specs.

Epson MX-70/80	\$3.58 ea. + 25 Shpg.
Epson MX-100	\$6.99 ea. + 25 Shpg.
Okidata Micro B3	\$1.48 ea. + 25 Shpg.
Okidata Micro B4	\$3.66 ea. + 25 Shpg.

Shipping: 5 1/4" DISKETTES—Add \$3.00 per 100 or fewer diskettes. Other Items: Add shipping charges as shown in addition to diskette shipping charges. Payment: VISA and MASTERCARD accepted. COD orders only, add \$3.00 handling charge. Taxes: Illinois residents only, add 8% sales tax.

FOR ORDERS ONLY:
1-800-621-6827
 (In Illinois: 1-312-944-2788)

INFORMATION & INQUIRIES:
1-312-944-2788 only!

HOURS: 9AM - 5PM Central Time,
 Monday - Friday

WE WILL BEAT ANY NATIONALLY ADVERTISED PRICE ON THE SAME PRODUCTS AND QUANTITIES!

DISK WORLD!, Inc.
 Suite 4806 • 30 East Huron Street • Chicago, Illinois 60611

DISK WORLD! Authorized Reseller
 Information Processing **BASF**
 Media

COMMODORE 64

NEW SX 64	588.99	Pilot	44.99
Commodore 64	209.99	Easy Calc	54.99
New 1541 Disk	244.99	Manager	38.99
1526 Printer	269.99	Forth 64	34.99
MPS-801 Printer	218.99	Logo	59.99
1702 Monitor	244.99	Superbase 64	84.99
RS 232 Interface	44.99	Diary	26.99
1600 Modem	54.99	Musical 12.3	99.99
1650 Automodem	84.99	Paperclip	68.99
CP/M Module	54.99	w/Spellpak	88.99
C2N Datasette	59.99	Mirage Propak	88.99
Concord Disk Drive	CALL	Delphis Oracle	74.99
MSD (Single)	349.99	Multiplan	64.99
MSD (Double)	499.99	Typing Tutor III	38.99
Compuserve	CALL	64 Doctor	22.99
Clone Machine	44.99	Summer Games	29.99
Super Expander	34.99	Expansion IF	56.99
Z-80 Pack	198.99	Flight Simulator II	38.99
COBOL	59.99	Homework	39.99
FORTRAM	59.99	Songwriter	31.99
VIP Terminal	99.99	Barron's SAT	89.99
Programmer's Reference Guide	14.99		
All Atariish Games	29.99		

ATARI

600XL-800XL	Call	1030 Modem	99.99
1050 Disk Dr	298.99	1010 Cassette	74.99
Rana Disk 1000		Atari Writer	68.99
w/Smart DDS	299.99	Touchpad	68.99
INDUS GT Disk w/BONUS SOFTWARE: Word Processing			
Spread Sheet, Database, & carrying case	349.99		
1027 Printer	264.99	Type Tutor	24.99
MPP 1150	68.99	Graph II	18.99
850 Interface	179.99	64K RAM	98.99

DISK DRIVES

APPLE COMPATIBLE

TEAC, Half-height	199.99/ea
National, Half-height	159.99/ea
Alps, Half-height	149.99/ea
Full height	154.99/ea
INDUS	219.99/ea
Quentin Research	185.99/ea
RANA Elite I	228.99/ea
RANA Elite II	348.99/ea
RANA Elite III	418.99/ea

FOR ATARI

Trak w/built in Printer Port	359.99/ea
Atari 1050 w/DD DDS 3.3	329.99/ea
INDUS GT w/BONUS SOFTWARE: Word Processing	
Spread Sheet, Database & carrying case	349.99/ea
RANA 1000 w/Smart DDS	299.99/ea

DISK RIOT

5 1/4" DISKETTES

SPECIAL OF THE MONTH
 MAXELL MD-1 DISKETTES 17.99/10
 MAXELL MD-2 DISKETTES 27.99/10

MAXELL	MD-1	17.99/10
	MD-100 (SS/OD)	28.99/10
	MD-2	27.99/10
	MD-200 (DS/OD)	42.99/10
VERBATIM (DATAFILE)	SS/OD	21.99/10
	DS/OD	31.99/10
VERBATIM (VEREX)	SS/OD	19.99/10
	DS/OD	27.99/10

DYSAN (with FREE library case)
 SS/OD 28.99/10
 SS/OD 32.99/10
 DS/OD 38.99/10
 DS/OD 42.99/10

Also available in DEC RX-50 Format

IRISH	SS/OD	14.99/10
	DS/OD	22.99/10
IBM	DS/OD	32.99/10

ULTRA-MAGNETICS (Bonus Package)
 SS/OD 22.99/12
 DS/OD 32.99/12

ELEPHANT	SS/SD	15.99/10
	SS/OD	18.99/10
3M	SS/OD	18.99/10
	DS/OD	25.99/10

BONUS: Purchase 10 or more boxes of disks and earn a 5% discount

5 1/4" BULK DISKETTES

With Hub Rings & Envelopes

Certified Error-Free & include 5-yr Guarantee
 SS/OD \$70.00/50 \$130.00/100
 DS/OD \$95.00/50 \$180.00/100

Disk File for 50 5 1/4" Diskettes	12.99
Disk File for 75 5 1/4" Diskettes	15.99
Flip & File/50 with lock	27.99
EZ Filer for 150 5 1/4" Diskettes	19.99
Library Case for 5 1/4" Diskettes	1.85
Available in Beige, Gray, Black, Red, or Blue	
Library Case for 3 1/2" Mac Diskettes	3.00
3M Head Cleaner for 5 1/4" Disk Drives	24.99
Verbatim Head Cleaner for 5 1/4" Disk Drives	11.99

ALIEN VOICEBOX

Complete with Male & Female Voice & Software
 Commodore 64, VIC II, Atari, Apple II (Specify)

NOW ONLY 89.99

1541 EXPRESS

Speeds up 1541 Disk Drive up to 200%
 NOW ONLY 79.99

MONITORS

Texas 12" Green	119.99
Texas 12" Amber	124.99
Texas #210 RGB & NTSC	249.99
BMC 12AUW 12" Green	79.99
BMC 1201Y 12" Amber	89.99
BMC 12 EU Hi-Res Amber	85.99
BMC 1200 Green	109.99
Amdak 300G Green	135.99
Amdak 300A Amber	149.99
Amdak 310A (IBM Amber)	159.99
Amdak Color I	249.99
Amdak Color II (RGB)	309.99
Amdak Color III	339.99
Amdak Color IV	659.99
Leading Edge: Gorilla 12" Green	84.99
Leading Edge: Gorilla 12" Amber	94.99

SURGE PROTECTORS

The Lemon	44.99	The Orange	94.99
The Lime	64.99	The Peach	89.99
Network (4 receptacles)	58.99		
Panamax SLCS	69.99		
Panamax SS/ALCS	74.99		
4 receptacles 6 cord switch breaker			
6 receptacles 6 cord switch breaker			
6 receptacles 6 cord switch breaker under-voltage alarm, brown-out protection, noise protection, transverse & common modes			
Ultramax	99.99		

JOYSTICKS & ACCESSORIES

(For Atari & Commodore)

WICO Command Control	21.99/ea
WICO 3-Way	22.99/ea
Atari Joystick (Original)	7.99/ea
Atari Paddles (Original)	12.49/ea
EduMate Light Pen	49.99/ea
Cardiac Light Pen	29.99/ea
Power Grip	21.99/ea
The Boss	17.99/ea


Call for our Best Prices on Computers, Printers, Monitors, Software, and complete line of accessories for IBM, Apple, Commodore, Atari, and others. Write for our FREE CATALOG. Please add 5% for shipping & handling (Minimum \$4.00). NY residents must add proper sales tax. Prices quoted include a discount for cash. Please add 2% for use of MasterCard, Visa, or American Express. Due to the fluctuations of the market, all prices are subject to change without notice.

BROADWAY COMPUTER CORPORATION

423 Broadway, New York, NY 10013

CALL OUR ORDER DESK TOLL-FREE
1-800-255-5905

For information or to order
 from NY, Alaska, Hawaii call 212-219-2333



Inmac makes it easy to make your computer work harder.

- Choose from over 2000 products, all especially selected to help you get more out of your computer.
- **Guaranteed quality.** Most guaranteed for one year, some guaranteed for life.
- **45-day risk-free trial.** Full refund if not completely satisfied.
- **One-stop shopping.** Paper, connectors, cables, more. Many exclusive Inmac products, too.
- **Easy ordering.** Mail, phone or TWX. Verbal P.O.s welcome.
- **Lower shipping costs.** All 9 Inmac distribution centers are fully stocked, so your order can be shipped from the nearest center.

1-800-547-5444*

inmac

Please send me a free copy of Inmac's Personal Computer support Catalog.

Inmac Catalog Dept.
 2465 Augustine Drive
 Santa Clara, CA 95051

NAME _____

COMPANY _____

ADDRESS _____

CITY _____

STATE _____ ZIP _____ PHONE _____

*In California, call 1-800-547-5447 for your free catalog.

the world of on-line data bases and services. Add a printer to your system and you can process words, list programs, and print computer graphics. You can pick from a bevy of light pens, joysticks, graphics tablets, and other low-cost peripherals. But few peripherals have as dramatic an effect as giving your computer the power of speech.

A Natural Voice

Some synthesizers build words out of phonemes, the basic sounds that are inherent to speech, such as consonants and vowels. Since all the components of speech are available to phoneme-based synthesizers, they can speak any word, but they do sound metallic, inhuman, somewhat robotic. No one would mistake it for a natural voice.

Commodore uses a different technique. A limited vocabulary is spoken by a person and recorded on a mainframe computer. The digitized speech is then analyzed, compacted, and reconstructed. Because of the compacting, a minimum amount of memory is used. This enables Commodore to pack a lot of words into a small amount of memory.

Installation

The *Magic Voice* cartridge plugs into the Commodore 64 cartridge port. If you are using a TV, the *Magic Voice* module also has a plug that goes into the audio/video socket on your computer. The SID chip mixes its own sound with the voice, then drives it through the TV speaker. If you use a monitor or stereo for sound, you plug the audio out from the audio/video socket into the *Magic Voice* module. An output from the module is then attached to your monitor or stereo. In theory, this should work fine. But these two wires are usually molded together so it's difficult to plug the audio jack into *Magic Voice*

and the video into your monitor. It's impossible if you use the rear connections on a Commodore monitor. The cable isn't long enough. Fortunately, you can buy an RCA phono extension cord to get the extra length.

Magic Voice knows 235 words. The vocabulary covers a wide variety of common words and a list of computer-specific terms such as *cursor* and *disk*. The cartridge automatically adds commands to BASIC without using any of the BASIC memory space. Machine language programmers, however, will have to live without the memory at \$C000-\$C3FF, which is used by *Magic Voice*.

To program speech, you use the command SAY. SAY "HI" will do just that. The female voice is remarkably pure and natural. In fact, you can actually mistake the voice for that of a real person. You can also use variables, such as SPEAK A\$. One limitation of SAY is that you must use a separate statement for each word. You cannot SAY "YOU ARE CORRECT", but must SAY "YOU":SAY "ARE":SAY "CORRECT".

When a voice is playing, the 64 does not wait for it to finish. This lets your program run quickly, since the speech doesn't slow it down. The computer will wait for the word to be finished if you send another word while it is speaking. A system variable called RDY is added to BASIC to let you detect when the box is through talking.

No Chipmunks

You can speed up or slow down the rate of speech, but not dramatically. The RATE command accepts a number from one to ten. Rate #4 is the normal, default setting. Rate #1 speaks 0.65 times slower than normal, and rate #10 is 1.4 times faster. Changing the rate doesn't change the pitch. You won't get a chipmunk sound. The remain-

ing command, VOC, is only used when you've loaded additional words into memory (more on that later).

These new BASIC commands make programming speech easy. You can also refer to words by their number in the dictionary. For example, SAY 157 will utter "YES." This is the most memory-efficient technique, but it makes your program hard to read.

The biggest problem is trying to find the words you need to communicate. Since there are only 235 words, you cannot say everything that comes to mind. The manual includes two vocabulary listings, one of them in alphabetical order to help you quickly find the available words. There are no basic phonemes, so there is no way to construct words not in the vocabulary.

This problem can't be alleviated by adding additional speech cartridges that expand the vocabulary. Commodore has promised variations on the voice such as male and child voices. There are also two Commodore games that can use *Magic Voice*—*Gorf* and *Wizard of Wor*. When your ship is destroyed, *Gorf* laughs, "HA-HA-HA SPACE CADET." Psychological warfare, with the computer challenging and taunting you, adds an extra dimension to game play. Curiously, this voice is computery and hard to understand, following the example set by the arcade versions of the games.

The manual gives an adequate explanation on how to use the module, and has many example BASIC programs that use speech, such as a program that can say any number up to 999,999,999 by stringing together words like "two - million - one - hundred - thousand - four - hundred - thirty-two." There is also good documentation for using *Magic Voice* Kernal routines in machine language programs. There is no documen-

NEW!

PRINTER ACCESSORIES FROM
DIGITAL DEVICES  T.M.



Expand your Atari® or Commodore® computer with Digital Devices *U • PRINT*. We make it simple to add any printer you choose. *U • PRINT* interfaces feature industry standard Centronics parallel connectors to hook up an Epson, Star, NEC, C.Itoh, Okidata, or any other printer.



- EXTRA SERIAL PORT FOR DAISY CHAINING OTHER PERIPHERALS.

- COMPATIBLE WITH ALL ATARI HARDWARE AND SOFTWARE.

U • PRINT MODEL A

- EMULATION OF COMMODORE PRINTERS, INCLUDING GRAPHICS.



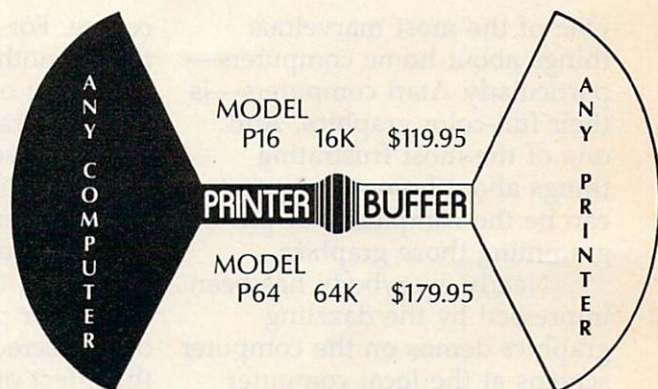
- COMPATIBLE WITH ALL COMMODORE HARDWARE AND SOFTWARE.

U • PRINT MODEL C

Compact, easy to install, and costing only \$89.95, *U • PRINT* gives you a choice!



Ever get stuck while your printer catches up? The *PRINTER BUFFER* eliminates waiting by rapidly accepting data in memory, then relaying it at the printer's rate, freeing the computer for your next job. User-upgradable memory (16k to 64k) allows up to 32 pages of data to be stored.



Compatible with *U • PRINT* and other industry-standard hardware, the *PRINTER BUFFER* is the low-cost way to make your computer even more productive!

Quality Products Made In USA From
DIGITAL DEVICES 
Corporation

430 Tenth Street, Suite N205 Atlanta, Georgia 30318
In Georgia (404) 872-4430; Outside Georgia (800) 554-4898

© 1984

tation on how you can digitize and create new words. That would require expensive equipment in any case.

Applications

What can you do with *Magic Voice*? Games that speak set up a better computer-human rapport. Talking prompts and instructions allow youngsters who cannot yet read to more easily interact with the computer. This is ideal for educational applications. Word processing programs can use spoken messages

when a displayed prompt might be overlooked. And for the handicapped, the *Magic Voice* can read for the blind and talk for the speech-impaired. As you type, each letter can be pronounced, which can also help teach touch typing. Also, Commodore has announced plans to support *Magic Voice* in future software offerings.

Commodore Business Machines, Inc.
1200 Wilson Drive
West Chester, PA 19380
Price not yet announced.
Expected to be around \$50. ©

velop basic skills and don't need anything extra to confuse them.

Generally, two solutions have been invented: light pens and touch tablets (also called graphics tablets). Examined objectively, they are technically similar—both translate the position of a stylus into coordinates which the computer understands as a point on the screen. Therefore, both devices bypass a major step in programming.

But in other, more subjective ways, light pens and touch tablets are quite different. Each device has its own "feel," and the ultimate choice must depend on your own preferences. It's analogous to the differences between drawing in chalk or in pen-and-ink. When choosing between a light pen and a touch tablet, your best bet is to try your hand at both before deciding. However, there are a few objective differences which might sway your decision one way or the other. Fortunately, two recent products from Atari, Inc., give Atari users a wider choice between these two types of drawing tools.

Compatible With Almost Any System

The Atari Light Pen package includes a stylus with a touch-sensitive tip that plugs into a joystick port with a 46-inch cord; *AtariGraphics* software on a snap-in ROM cartridge; and a 20-page manual. The package works on any Atari computer, but at least 48K RAM is recommended (and required to save screen images on disk). To save screens on tape, at least 16K RAM is required.

The Atari Touch Tablet package includes a graphics tablet with two fire buttons that plugs into a joystick port with a 48-inch cord; a plastic stylus with a tiny fire button that plugs into the tablet via a 27-inch cord; *AtariArtist* software on a ROM cartridge; a DOS 3.0 diskette; and a 21-page manual.

Atari Touch Tablet And Light Pen

Tom R. Halfhill, Staff Editor

One of the most marvelous things about home computers—particularly Atari computers—is their full-color graphics. And one of the most frustrating things about home computers can be the complexity of programming those graphics.

Nearly everybody has been impressed by the dazzling graphics demos on the computer screens at the local computer shop or department store. But when you first bring the computer home, unwrap it, set it up, and plug it in, the screen is forbiddingly blank—all it says is READY.

The computer may be ready, but you aren't. Where do you start? How can you learn to create those wonderful graphics which helped sell you on the computer in the first place?

If you're ambitious, you might start tackling the BASIC programming manual, plus other books and magazines. But it could require hours of study before your first crude graphics even begin to appear on the screen. And by then you'll be yearning for a better way.

There are better ways, of

course. For instant results, there's nothing like plugging in some sort of input device which lets you draw and paint using skills you've been developing since your first scribbles in kindergarten. Ideally, this input device should feel to your fingers like a traditional pencil, crayon, or paintbrush; its effect on the screen should resemble the effect of these conventional tools on paper; and it should insulate you from the extensive programming.

Some graphics-drawing programs use joysticks or paddle controllers as input devices. These are not traditional drawing implements, but they aren't hard to master—particularly if you've played videogames. Still, it would be nice if the years you spent learning how to manipulate pencils, pens, and paintbrushes could be wedded directly to an input device which *acts* like a pencil, pen, or paintbrush, and which also eliminates the need to program the computer on its own level. Such a device would also make the computer much more accessible to youngsters. They're still struggling to de-

The package works on any Atari computer with at least 16K RAM.

Getting started with either package is quick and easy. You just plug in the light pen or touch tablet, insert the ROM cartridge, and switch on the computer. If you have a disk drive, you insert a system disk with DOS before booting up. Both packages seem to work equally well with all versions of Atari and OS/A+ DOS.

Light pens require calibration, so the first thing the *AtariGraphics* software asks you to do is point the pen at a certain spot on the screen. If nothing happens, it probably means the brightness on your TV or monitor is too low. Remember, a light pen contains a photo-sensor that actually reads the light emitted by the screen. If there isn't enough light, the computer can't determine where the pen is pointing.

Proper calibration is the Achilles heel of light pens, and the Atari Light Pen is no exception. Response can vary from screen to screen, static electricity can interfere with the readings, and generally you'll have to turn up the brightness until the colors are partially washed out. In fact, some dark colors won't register a reading at all. One solution is to draw with bright colors and then change them into the darker colors you really want after the work is finished. Fortunately, because the Atari is the only home computer besides the IBM PCjr with color indirection, this is very easy to do. After the light pen is calibrated, the main drawing screen appears.

The touch tablet, of course, requires no calibration, so after a title screen, the main menu screen appears.

Two Types Of Menus

Although the *AtariGraphics* (light pen) and *AtariArtist* (touch tablet) programs share many similarities, they have different

Software That Works For Generations

6 Types of Charts and Sheets
Indices
User Fields
Notes, Footnotes and Sources
No Limits
Adapts to Your Hardware
Comprehensive
Easy to Use
And Much, Much More

Send for brochure and sample printouts.

Family Roots includes detailed manual and 2 full diskettes of programs for your Apple II, IBM PC, Commodore 64 and CP/M.*

Other genealogy software also available.

Price \$185. Satisfaction Guaranteed.

American Express, Visa & Mastercard Accepted

*Trademarks for Apple Computer, Inc., International



Business Machines, CBM, Inc., & Digital Research.

QUINSEPT, INC.

P.O. Box 216, Lexington, MA 02173
(617) 641-2930

WOW!



IBM PC

\$1429

OKIDATA 92

\$374

Micromodem 2E	189	Banana Ptr	129	Epson FX100	689
Hayes 300 Modem	179	TTX 1014	409	Brother HR15	369
Hayes 1200 Modem	459	NEC 3550	1444	Brother HR25	624
Amdex Monitor	114	Radix 10	529	Prowriter 8510	339
Amdex Color 1	229	Okidata 92	374	Starwriter F10	929
Taxan Color Mntnr	249	Okidata 93	539	Gemini 10X	249
Olympia Flo	379	Okidata 82	299	Gemini 15X	359
Juki 6100	364	Okidata 83	509	SilverReed	359
Pana KXP 1090	239	Epson RX80	254		

800-441-1144

COMMODORE

VIC 20	79
Commodore 64	189
1541 Disk Drive	209
MPS 801	189
1526 Printer	229
1650 Modem	89
1702 Monitor	214



APPLE

Atari 800XL	189
1025 Printer	179
1027 Printer	249
1050 Drive	259
Indus Drive	CALL

ATARI

EGALE

PC2	1699
PCXLT	2649
File 10 Drive	999

IBM

PC	1429
PCXT	2999
Mono Board	209
Quadboard	209
Hercules	299

SANYO

550 S.S.	654
550 D.S.	669
555 S.S.	859
555 D.S.	999

FRANKLIN

1000 Pro	659
1200 OMS	1099

HARMONY VIDEO & COMPUTERS

2357 CONEY ISLAND AVE., BROOKLYN, NY 11223

TO ORDER CALL TOLL FREE

800-VIDEO84 OR 212-627-1000

OR 800-441-1144

NOW, THE LOWEST PRICES EVER ON



3M Scotch®
DISKETTES

SPECIAL SALE!

Prices good thru 9/30/84 only.

\$149^{ea.} 5 1/4" 8SSD Qty. 50
\$195^{ea.} 5 1/4" DSDD Qty. 50
\$219^{ea.} 5 1/4" SSDD-96TPI
\$275^{ea.} 5 1/4" DSDD-96TPI

SOFT SECTOR ONLY!

MINIMUM ORDER: 50 DISKETTES
Add 10% for orders of less than 50.

These are factory-fresh 3M diskettes packed in boxes of 10 with Tyvek sleeves, reinforced hubs, identification labels and write-protect tabs.

LIFETIME WARRANTY!
ON ALL 3M SCOTCH DISKETTES!

SUPER SPECIAL!



Order 50 3M Scotch Diskettes on this special offer and you can get an Amaray Media Mate 50 for only \$9.99 (shipping included). Normally, a \$14.95 retail value, this is one of the best designed disk storage units we've seen. Special slots and ridges for stacking. A great buy.

With 50 3M Scotch 5 1/4" Diskettes \$9.99
Ordered alone: \$10.95 + \$2.00 Shpng.

8" 3M Scotch Diskettes

8" SSSD... \$2.05 ea. 8" SSDD... \$2.50 ea.
8" DSDD... \$3.10 ea.

SOFT SECTOR ONLY!

MINIMUM ORDER 8" DISKETTES: 20

3M HEADCLEANING KITS

Stop swearing and start cleaning. This non-abrasive cleaning kit has everything you need for 30 applications. \$18.00 + \$1.50 Shpng.

DISKETTE 70 STORAGE:
STILL A GREAT BUY

Dust-free storage for 70 5 1/4" diskettes. Six dividers included. An excellent value. \$11.95 + \$3.00 Shpng.



DISK CADDIES

The original flip-up holder for 10 5 1/4" diskettes. Beige or grey only. \$1.65 ea. Shpng. + 20¢

PRINTER RIBBONS
AT BARGAIN PRICES!

Brand new ribbons produced to manufacturer's specs.
Epson MX-70/80... \$3.58 ea. + 25 Shpng.
Epson MX-100... \$6.99 ea. + 25 Shpng.
Okidata Micro 83... \$1.48 ea. + 25 Shpng.
Okidata Micro 84... \$3.66 ea. + 25 Shpng.

Shipping: 5 1/4" DISKETTES—Add \$3.00 per 100 or fewer diskettes. 8" DISKETTES—Add \$4.00 per 100 or fewer diskettes. Other Items: Add shipping charges as shown in addition to diskette shipping charges. Payment: VISA and MASTERCARD accepted. COD orders only, add \$3.00 handling charge. Taxes: Illinois residents only, add 8% sales tax.

FOR ORDERS ONLY:

1-800-621-6827

(In Illinois: 1-312-944-2788)

INFORMATION & INQUIRIES:

1-312-944-2788 only!

HOURS: 9AM - 5PM Central Time,
Monday - Friday

WE WILL BEAT ANY NATIONALLY ADVERTISED PRICE
ON THE SAME PRODUCTS AND QUANTITIES!


DISK WORLD!, Inc.

Suite 4806 • 30 East Huron Street • Chicago, Illinois 60611

DISK
WORLD!

Authorized Distributor
Information Processing
Products

3M




An example of two pull-out menus with the Atari Light Pen's AtariGraphics software. They slide across your picture when you touch the pen to one of the tiny tabs along the left side of the screen.

kinds of menus. The *AtariGraphics* software was obviously influenced by the philosophy exemplified by the Apple Macintosh. Along the left side of the screen are four tiny white tabs; pressing the light pen to any of them causes a menu to slide over your drawing. The four menus allow you to choose drawing modes, colors, patterns, and storage options. When you point to the tab again, the menu slides back off the screen, leaving your drawing intact. You can even make the tabs themselves disappear by pressing the TAB key on the keyboard.

In contrast to this pull-out menu approach, the *AtariArtist* software has the more conventional alternate menu screen. Pressing either fire button on the touch tablet or the button on the stylus instantly flips between the drawing screen and the menu.

With either program, selecting menu options requires only two steps. All the options are represented on the screen as icons—small self-explanatory pictures. With the light pen, you point to the option icon you want and then softly push the pen against the screen. The pen's pressure-sensitive tip registers your choice. When using the tablet, you move a pointer around the screen by gently touching the tablet's surface with the stylus or your finger.



Instead of pull-out menus, the Atari Touch Tablet's AtariArtist software has this separate menu screen, available by pressing a button.


When the pointer indicates the function you want, you press either fire button on the tablet or the button on the stylus. Again, this confirms your choice. (With three buttons to choose from, lefties aren't left out.)

The menu options available in *AtariArtist* and *AtariGraphics* are quite similar. With either system you can draw freehand; automatically draw circles, rectangles, and straight lines connecting any two points; automatically fill any shape with a wide variety of colors and patterns; change your selection of colors and patterns; magnify a picture for fine detail work; draw in two-way or four-way mirror modes, in which each stroke on one part of the screen is mirrored on the opposite part; and, of course, save/load screens using disk or tape.

Color Tradeoffs

But there are important differences between the two programs, too. For instance, the *AtariGraphics* light pen software has three major functions missing from *AtariArtist*: You can enter text on the screen from the keyboard; superimpose a grid of dots over your picture as a guide for drawing straight lines or proportioning; and draw any kind of parallelogram, not just squares and rectangles.

On the other hand, the *AtariArtist* touch tablet software



This screen picture—a TV station logo—was created by slipping a bumper sticker beneath the touch tablet's plastic surface and tracing the design with the stylus.

has options that *AtariGraphics* lacks: you can draw discs (solid circles) and boxes (solid rectangles); you can draw "rays" (numerous lines emanating from a single point); and you can vary the brush stroke of the stylus from fine to broad, or even simulate drawing with two or three styli at once.

Of course, there are ways around each program's limitations. You could make discs and boxes with the light pen by drawing a circle or rectangle, then filling it; you could draw parallelograms with the touch tablet by connecting straight lines; and you could produce rays with the light pen by drawing each radiating line separately. It's probably safe to say that any screen which could be created with one system could be duplicated with the other.

Both *AtariGraphics* and *AtariArtist* let you work with a palette of 128 possible colors, of which only four can be displayed on the screen simultaneously. At first this might seem like an odd limitation, since Atari computers are capable of 256 colors. The explanation is that Atari had to compromise to keep the packages compatible with *all* Atari computers, past and present. Atari's manufactured before early 1982 have the CTIA graphics chip instead of the more recent GTIA. The CTIA chip displays only half as

many luminances—eight for each of the 16 colors, instead of the GTIA's 16 luminances.

The limit of four simultaneous colors is another compromise. Some Atari graphics modes can display more than four colors, but at lower resolutions. *AtariArtist* and *AtariGraphics* both employ a graphics mode of 160 by 192 pixels (screen dots), sometimes referred to as GRAPHICS 7-1/2. It can be accessed on Atari XLs in BASIC, but not on previous Ataris without special programming. The Atari's maximum resolution is 320 × 192 pixels (GRAPHICS 8), but that mode offers only two colors. So Atari traded less resolution for more colors.

Interestingly, though, the pointer on the *AtariArtist* color mode steps twice for each luminance level—as if the 16-luminance, 256-color capabilities were built-in, but dormant.

Canvas Vs. Sketchbook

The drawing possibilities offered by the *AtariGraphics* and *AtariArtist* programs are so much alike that a purchase decision will probably be based on the hardware: light pen versus touch tablet (unfortunately, the light pen software won't work with the touch tablet or vice versa). This is where your personal sense of each device's "feel" is all-important.

The idea of a light pen might seem more natural. After all, it's like moving a paintbrush across a canvas or a crayon across paper. It's the way you've always created paintings or drawings.

The touch tablet, in contrast, might seem unnatural. Unlike any traditional art medium, it separates the mechanical action from the artwork. It's sort of like drawing by remote control.

But all is not as it seems. Light pens can be finicky as mentioned above. Also—and

don't underestimate this—light pens can strain your arm and eyes, because you have to reach up to the screen and sit very close.

The touch tablet lets you relax at a comfortable distance from the computer, but it also takes some getting used to. The separation of manipulation from creation is analogous to word processing. When writing, you're supposed to look at the screen instead of the keyboard; likewise, when drawing you're supposed to look at the screen instead of the tablet. Most people catch on fairly quickly.

The touch tablet does have several advantages which are more tangible. It's probably more suitable for small children, since it responds better and can be manipulated with fingers instead of a stylus. You can copy small pictures with it by slipping the picture beneath the removable plastic surface and then tracing it with the stylus.

The *AtariArtist* color menu includes a spectacular option that lets you temporarily replace any of the four screen colors with a scrolling 128-color rainbow. Another option calls up a help screen for confused beginners. The magnify option is by far more versatile—you can perform virtually any function available in the normal mode, while the light pen software merely lets you change the colors of pixels. And finally, pictures made with the tablet take up much less room on tape or disk than pictures made with the light pen, thanks to a data-compaction scheme.

Before buying one of these packages, at least give the other a fair test. Either way it's hard to go wrong. Both are high-quality, well-designed products.

Atari Touch Tablet \$89.95
Atari Light Pen \$99.95
 Atari, Inc.
 1265 Borregas Avenue
 P.O. Box 427
 Sunnyvale, CA 94086

BIG NAME, NO NAME DISKETTES: THE BEST BUY YOU CAN FIND!

LIFETIME WARRANTY!

\$119^{ea.} 5 1/4" SS-DD Qty 50
 \$159^{ea.} 5 1/4" DS-DD Qty 50
 \$189^{ea.} 5 1/4" SS-DD-96TPI Qty 50
 \$214^{ea.} 5 1/4" DS-DD-96TPI Qty 50

SOFT SECTOR ONLY!

(These are bulk packed diskettes with reinforced hubs and white Tyvek sleeves. No user identification labels or write-protect tabs are included.)

You've used these diskettes a hundred times when you bought software... and never knew their name. Now these same diskettes that software manufacturers use are available to you at tremendous savings.

SUPER SPECIAL!



Order 50 BIG NAME, NO NAME Diskettes on this special offer and you can get an Amaray Media Mate 50 for only \$9.99 (shipping included). Normally, a \$14.95 retail value, this is one of the best de-

signed disk storage units we've seen. Special slots and ridges for stacking. A great buy.

With 50 BIG NAME 5 1/4" Diskettes \$9.99

Ordered alone: \$10.95 + \$2.00 Shpng.

3M HEADCLEANING KITS

Stop swearing and start cleaning. This non-abrasive cleaning kit has everything you need for 30 applications. \$18.00 Shpng.



DISKETTE 70 STORAGE: STILL A GREAT BUY

Dust-free storage for 70 5 1/4" diskettes. Six dividers included. An excellent value. \$11.95 + \$3.00 Shpng.



DISK CADDIES

The original flip-up holder for 10 5 1/4" diskettes. Beige or grey only. \$1.65 ea. + 20¢ Shpng.

PRINTER RIBBONS AT BARGAIN PRICES!

Brand new ribbons produced to manufacturer's specs.
 Epson MX-70/80 \$3.58 ea. + .25 Shpng.
 Epson MX-100 \$6.99 ea. + .25 Shpng.
 Okidata Micro 83 \$1.48 ea. + .25 Shpng.
 Okidata Micro 84 \$3.66 ea. + .25 Shpng.

Shipping: 5 1/4" DISKETTES—Add \$3.00 per 100 or fewer diskettes. Other Items: Add shipping charges as shown in addition to diskette shipping charges. Payment: VISA and MASTERCARD accepted. COD orders only, add \$3.00 handling charge. Taxes: Illinois residents only, add 8% sales tax.

FOR ORDERS ONLY:

1-800-621-6827

(In Illinois: 1-312-944-2788)

INFORMATION & INQUIRIES:

1-312-944-2788 only!

HOURS: 9AM - 5PM Central Time,
Monday - Friday

WE WILL BEAT ANY NATIONALLY ADVERTISED PRICE
ON THE SAME PRODUCTS AND QUANTITIES!

DISK WORLD!, Inc.

Suite 4806 • 30 East Huron Street • Chicago, Illinois 60611

DISK WORLD!

BIG NAME,
NO NAME
DISKETTES

Questions Beginners Ask

Tom R. Halfhill, Staff Editor

Are you thinking about buying a computer for the first time, but you don't know much about computers? Or maybe you recently purchased a computer and are still a bit baffled. Each month in this column, COMPUTE! will answer questions often asked by beginners.

Q I am interested in purchasing a printer to go along with my computer. Several questions come to mind. First of all, what is meant by *parallel* and *serial* as related to printers? Do most new printers have a built-in interface of one type or another? I know the Atari printers do (I own an Atari 800XL), but what about third-party printers? What type of peripheral port does Atari use? The RS-232C or the Centronics standard? Numerous advertisements for printers in your publication claim compatibility with one brand or another. Does that mean the printer can be directly connected without an extra interface device? Most of the ads for printers do not specify the brand of computer that they are compatible with. Is it because the appropriate interface can be purchased separately? I'm sure there are plenty more folks out there who, like me, need answers to these questions.

A Welcome to the world of personal computing, where frequently used terms often have ambiguous meanings and few things are as simple as they should be.

There are indeed plenty of folks out there who would like answers to those questions. Similar questions are asked by practically everybody who starts shopping for a printer for the first time. Let's tackle them one by one.

The terms *serial* and *parallel* refer to the two general types of computer interfaces. They apply to all computer devices, not just printers. (An

interface is simply a connection between two parts of a computer system.)

A serial interface transfers information one bit at a time, one after the other. Since it takes eight bits to represent one character, a computer hooked up with a serial interface to a printer must send a stream of eight signals each time a character is to be printed.

A parallel interface, on the other hand, transfers information eight bits at a time, all at once. A computer hooked up with a parallel interface to a printer can send the eight signals simultaneously for every character to be printed. Therefore, when all other things are equal, a parallel interface is much faster than a serial interface.

Here's an analogy: Think of a multiplex movie theater at a shopping mall, one with eight separate screens showing eight different movies. If the ticket booth is staffed by only one person (as they frequently are), everyone has to wait in one very long line, no matter which movie they want to see. The line moves relatively slowly. But if the ticket booth is staffed by eight people, one for each screen, the lines move about eight times faster. That's the difference between serial and parallel.

So, you might conclude that a printer with a parallel interface is preferable to one with a serial interface. But in practice, the printer interface's speed isn't too important for average home users. Under-\$1000 printers are generally limited by the speed of their own printing mechanisms, not by the speed at which the interface can transmit data. Instead, your decision should be based on which interface is more readily available for less money.

Nearly all printers come with one type of interface built-in, either parallel or serial. Some have both. Some have neither. So you can order them with the one you want. And some printers have one interface plus the option of adding a

second. If this information is not in the advertisement, you'll have to contact the manufacturer, distributor, or dealer.

There are many different kinds of serial and parallel interfaces, but over the years two have become accepted as de facto standards for personal computer printers. The most common serial interface is called the RS-232C, and the most common parallel interface is called the Centronics standard (named after the manufacturer which made it popular). Probably 90 percent of the printers you see will have one interface or the other, especially printers made by *third-party companies* (independent firms which are not connected with a computer manufacturer).

Many personal computers—including the Atari, Commodore 64, VIC-20, Apple II/IIe, TI-99/4A, and IBM PC—do not include an RS-232C or Centronics interface as standard equipment. This means you either have to buy a printer made to plug directly into the computer, or buy an interface that will connect your computer to an RS-232C or Centronics-standard printer.

Atari computers do have a built-in serial interface, but it's not RS-232C standard. The Atari 600XL and 800XL also have a built-in parallel interface, but it's not Centronics standard. Both interfaces are unique to Atari, and they're made for plugging in Atari-compatible disk drives, cassette recorders, and other peripherals. The serial interface—that large socket on the right-hand side of the computer—works directly with the new line of Atari printers, including the 1025 dot-matrix printer, the 1020 color printer, and the 1027 letter-quality printer. No extra interface is required.

Although the computer manufacturer's own printers are usually the safest bet for full compatibility, you may want to buy a third-party printer for certain features or for a lower price. To hook up an RS-232C or Centronics-standard printer to your Atari, you'll need the Atari 850 Interface Module. It has one Centronics port and four RS-232C ports. Unfortunately, these modules cost about \$175, and they're hard to find. Fortunately, equivalent interfaces are available from third-party companies for less money, and at least one third-party Atari-compatible disk drive has such an interface built-in.

Also, Atari planned to introduce something called the 1090XL Expansion System for the 600XL and 800XL. This is a box which plugs into the rear parallel expansion port found only on the 600XL/800XL, adding five expansion slots. The slots would accept more memory and various types of interface cards. However, Atari's recent sale and massive layoffs might affect future

plans for such new products.

Anyway, once you add an RS-232C or Centronics interface to your computer, all you need is a compatible printer and a cable. When an advertisement states that a certain printer is "compatible" with your computer, it can mean two things: Either the printer is directly compatible (no extra interface required), or it's compatible with your computer only if you already have the RS-232C or Centronics interface. It's up to you to determine which. Always check before you buy, and make sure the proper cable is available, too. Strange as it may seem, not all RS-232C or Centronics ports take the same plugs. Sometimes the pins are wired differently. Specify the exact configuration of your system so the dealer can steer you to the printer, interface, and cable which will match together correctly.

Of course, everything we've discussed so far is limited to *hardware* compatibility. If you're planning to use the printer with a certain program—such as a word processor—you should also think about *software* compatibility. Certain programs can't take advantage of all the special features built into certain printers, and vice versa. But that's a topic for another column. For more information on matching printers and word processors, see "Questions Beginners Ask," COMPUTE!, March 1984. ©

Blank "Cheat" Sheets?

NEW!
For IBM PC/XT,
Apple II, II+, IIe, IIC,
Commodore 64,
Leading Edge,
Morrow, Heathkit,
Zenith

You've got the best computer in the world, and lots of software to run on it. One problem. Unless you work with these programs everyday, it's hard to keep all those commands straight. "F5" in one program means one thing, and "F5" in another program means something else. A few companies offer a die cut sheet that attaches to your keyboard with **all** the commands of one program printed on it. Great idea, unless you only need a few easy-to-find "hints," or you need them for 10 or 20 programs. Our solution? Simple. A pack of 12 lined cards, die cut to fit your keyboard and just waiting to be filled with those problem commands **you** forget most often. Simple? Yes, but effective. Now you can have **all** your program commands right at your finger tips on **YOUR VERY OWN**, custom designed "cheat" sheets. Great for offices and schools. Order a couple packs today!

Please send me the following:

Computer type _____

Qty. Item Price

___ Sets of 12 Keyboard Cheat Sheets @ \$16.95 \$ _____

___ 2 Packs (24 Sheets) for \$28.95 \$ _____

Shipping and Handling \$ _____

5% State Tax (WI Residents only) \$ _____

TOTAL ENCLOSED \$ _____

Please Charge to. MasterCard VISA

Number _____ Expires _____

SHIP TO: Name _____

Address _____

City _____

State/Zip _____

Dealer Inquiries Invited


Bytes & Pieces, Inc.

550 N. 68th Street
Wauwatosa, WI 53213
414/257-1214

the best prices

HOME COMPUTERS

ZENITH
data systems
PC COMPATIBLE
16 BIT SYSTEMS
Call for price and configurations



APPLE/FRANKLIN DISK DRIVES MICRO-SCI


A2.....\$199.00
A20.....Call

RANA

Elite 1.....\$279.00
Elite 2.....\$389.00
Elite 3.....\$569.00

INDUS

GT-Drive (Apple).....\$249.00



MBC 550.....CALL
MBC 550-2.....CALL
MBC 555.....CALL
MBC 555-2.....CALL

ACE 1000 Color Computer.....CALL
ACE PRO PLUS System.....CALL
ACE 1200 Office Mgmt. System.....CALL
ACE PORTABLES.....CALL

APPLE

APPLE IIe STARTER PACK
64K Apple IIe, Disk Drive & Controller,
80 Column Card, Monitor II & DOS 3.3
COMPLETE.....CALL
APPLE IIe.....CALL
APPLE IIc.....CALL
MACINTOSH.....CALL



SHARP

PC-1500A.....\$165.99
PC-1250A.....\$88.99
CE-125 Printer/Cassette.....\$128.99
CE-150 Color Printer/Cassette.....\$171.99
CE-151 4K RAM.....\$29.99
CE-155 8K RAM.....\$49.99
CE-161 16K RAM.....\$134.99
CE-500 ROM Library ea.....\$29.99



NEC

PC-8221A Thermal Printer.....\$149.99
PC-8281A Data Recorder.....\$99.99
PC-8201-06 8K RAM Chips.....\$105.00
PC-8206A 32K RAM Cartridge.....\$329.00

DISKETTES

MAXELL

5 1/4" MD-1.....\$21.99
5 1/4" MD-2.....\$29.99
8" FD-1.....\$39.99
8" FD-2.....\$49.99

VERBATIM

5 1/4" SS/DD.....\$26.99
5 1/4" DS/DD.....\$34.99

BIB

5 1/4" Disk Head Cleaner.....\$14.99

Koala

Atari (ROM).....\$79.99
C-64 (ROM).....\$79.99

ELEPHANT

5 1/4" SS/SD.....\$17.99
5 1/4" SS/DD.....\$21.99
5 1/4" DS/DD.....\$26.99

DISK HOLDERS

INNOVATIVE CONCEPTS

Flip-n-File 10.....\$3.99
Flip-n-File 50.....\$17.99
Flip-n-File 50 w/lock.....\$24.99
Flip-n-File (400/800 ROM).....\$17.99

850 Interface.....\$159.00
1010 Recorder.....\$71.99
1020 Color Printer.....\$219.00
1025 Dot Matrix Printer.....\$299.00
1027 Letter Quality Printer.....\$269.00
1030 Direct Connect Modem.....\$99.99
1050 Disk Drive.....\$349.00
1064 Memory Module.....\$125.00
Touch Table/Software.....\$64.99
Light Pen/Software.....\$72.99
CX22 Track Ball.....\$39.99
7097 Atari Logo.....\$74.99
4018 Pilot (Home).....\$57.99
405 Pilot (Educ.).....\$99.99
8036 Atari Pilot.....\$77.99
5049 VisiCalc.....\$139.99
488 Communicator II.....\$119.99

WHILE SUPPLYS LAST

600XL.....\$129.00
800XL.....\$219.00
1200XL.....\$249.00

CX30 Paddles.....\$11.99
CX40 Joystick.....\$7.99
4011 Star Raiders.....\$31.99
4022 Pac Man.....\$31.99
4025 Defender.....\$31.99
8026 Dig Dug.....\$31.99
8031 Donkey Kong.....\$35.99
8034 Pole Position.....\$37.99
8040 Donkey Kong Jr.....\$33.99
8043 Ms Pacman.....\$37.99
8044 Joust.....\$37.99
8045 Pengo.....\$33.99
8052 Moon Patrol.....\$33.99
4003 Assembler.....\$44.99
8126 Microsoft Basic I or II.....\$64.99
Super Sketch Graphics Board.....\$39.99

MEMORY BOARDS

ATARI

Axlon 32K.....\$59.99
Axlon 48K.....\$99.99
Axlon 128K.....\$299.00

APPLE/FRANKLIN

Axlon 128K.....\$299.00
Axlon 320K.....\$849.00

DISK DRIVES FOR ATARI

INDUS

GT Drive (Atari).....\$379.00

RANA

1000.....\$299.00

TRAK

AT-D2.....\$389.00
AT-D4.....\$539.00



5X-64 Portable.....\$839.00

CBM 8032.....\$659.00
CBM 8096.....\$869.00
CBM 9000.....\$999.00
B128-80.....\$769.00
8032 to 9000 Upgrade.....\$499.00
8031 LP Disk Drive.....\$299.00
8050 Disk Drive.....\$999.00
8250 Disk Drive.....\$1249.00
4023 Printer.....\$399.00
8023 Printer.....\$589.00
6400 Printer.....\$1449.00
Z-RAM.....\$369.00
Silicon Office.....\$499.00
The Manager.....\$199.00
SoftROM.....\$125.00
VisiCalc.....\$159.00

PRECISION SOFTWARE

Superbase 64.....\$69.99

PROFESSIONAL SOFTWARE

Word Pro 2 Plus.....\$159.00
Word Pro 3 Plus.....\$189.00
Word Pro 4 Plus/5 Plus each.....\$279.00
Info Pro.....\$179.00
Administrator.....\$399.00
Power.....\$79.99

CBM 64.....\$199.00
C1541 Disk Drive.....\$249.00
C1530 Datasette.....\$69.99
C1520 Color Printer/Plotter.....\$129.00
M-801 Dot Matrix Printer.....\$219.00
C1526 Dot Matrix/Serial.....\$299.00
C1702 Color Monitor.....\$259.00
C1311 Joystick.....\$4.99
C1312 Paddles.....\$11.99
C1600 VIC Modem.....\$59.99
C1650 Auto Modem.....\$89.99
Logo 64.....\$49.99
Pilot 64.....\$39.99
Word Pro 64 Plus.....\$59.99
Calc Result 64.....\$65.99
Calc Result Easy.....\$39.99
MCS 801 Color Printer.....\$499.00
DPS 1101 Daisy Printer.....\$459.00
Magic Voice Speech Module.....\$54.99
Desk Organizer Lock.....\$49.99
Vidtex Telecommunications.....\$34.95
Super Sketch Graphics Board.....\$39.99

MSD DISK DRIVES

SD1 Disk Drive.....\$349.00
SD2 Disk Drive.....\$599.00

COMPUTER MAIL ORDER

west

800-648-3311

In NV call (702)588-5654, Dept. 105
Order Status Number: 588-5654
P.O.Box 6689
Stateline, NV 89449

canada

Ontario/Quebec 800-268-3974
Other Provinces 800-268-4559

In Toronto call (416)828-0866, Dept. 105
Order Status Number: 828-0866
2505 Dunwin Drive, Unit 3B
Mississauga, Ontario, Canada L5L1T1

east

800-233-8950



In PA call (717)327-9575, Dept. 105
Order Status Number: 327-9576
Customer Service Number: 327-1450
477 E. 3rd St., Williamsport, PA 17701



CANADIAN ORDERS: All prices are subject to shipping, tax and currency fluctuations. Call for exact pricing in Canada. INTERNATIONAL ORDERS: All orders placed with U.S. offices for delivery outside the Continental United States must be pre-paid by certified check only. Include 3% (minimum \$5) shipping and handling. EDUCATIONAL DISCOUNTS: Additional discounts are available to qualified Educational Institutions. APO & FPO: Add 3% (minimum \$5) shipping and handling.

THE BEGINNER'S PAGE

Robert Alonso, Assistant Editor

Logical Dreams

"If" is one of the most useful words in our vocabulary; it allows us to test situations and make appropriate decisions based on the test. Likewise, the BASIC command IF is one of the most useful words in the computer's vocabulary, and for the same reasons. Computer programs always rely on logical decisions to produce a result. Everything from data processing applications to arcade-style games relies on IF-THEN testing. The format is pretty simple: *if* something is true, *then* do something in response. For example, *IF joystick is pushed up, THEN move spaceship up.*

Using The Right IF

The IF-THEN statement can often be replaced with the statement IF-GOTO. Before mixing the statements or replacing one with the other in your programs, you must first understand the nature of each. IF-THEN is the most convenient and safest to use of the two. The reason for this is that almost any instruction placed after the THEN will be executed without any problems. You can place a line number after the THEN and the program will go to that line number, or you can place an expression such as $A=A+1$ and the program will execute it. The IF-THEN statement can thus be a very powerful and useful part of your programs. IF-GOTO is not as versatile as IF-THEN because it can only execute line numbers after the GOTO. If you tried placing an expression such as the previously mentioned $A=A+1$, the computer would flag it as an error.

IBM's Double GOTO

The Apple, Atari, and Commodore computers all flagged Program 1 as having an error in the line containing the IF-GOTO. The only two computers tested that did not flag it as an error were the IBM PC and PCjr. The IBM computers allowed

the expression $A=A+1$ after an IF-GOTO and also allowed the following line:

```
20 IF A=1 GOTO GOTO 40
```

The double GOTO was allowed only if a line 40 had been entered and only after the IF statement. A program with a line number followed by double GOTOs and a target line number resulted in an error. This kind of rule bending is atypical of IBM. Just for reference you should know that the second edition (May 1982) of the BASIC manual by IBM and Microsoft states: "If the expression is true (not zero), the THEN or GOTO clause is executed. THEN may be followed by either a line number for branching or one or more statements to be executed. GOTO is always followed by a line number."

Although IBM may let you get away with an expression after an IF-GOTO, you should try to avoid such a construction within your programs. It is not standard and can produce errors and plenty of confusion. It is probably better to use only the IF-THEN statement because it allows either an expression or a line number and works the same on all the tested computers.

Sometimes an IF-THEN construction alone is not enough. In some situations, a structure called IF-THEN-ELSE can be useful. This structure is quite similar, but allows you to specify two THEN outcomes (one that's triggered by the IF and one that's triggered by an implied "IF NOT"). In other words, if the condition following the IF is true, whatever follows the THEN is carried out. If it is false, whatever follows the ELSE is carried out.

The Missing ELSE

However, this IF-THEN-ELSE construction is almost never used in programs published in magazines and books. The reason for this is not

that there is something better, but that many home computers (Apple, Atari, and Commodore) do not have an ELSE command as part of their BASIC. IBM is one of the few that do allow IF-THEN-ELSE. The TI *Extended BASIC* cartridge also allows it.

There is a way to mimic IF-THEN-ELSE. Let's say that you want to test if a variable is equal to 100 and you want the THEN to end the program if it is. Otherwise, you want an ELSE to add 1 to the variable and let the program continue. Program 2 is an example of a routine that will do just that, without the ELSE command.

Imitating IF-THEN-ELSE

The IF-THEN-ELSE construction is in lines 30 and 40. The reason this works is that if the IF-THEN in line 30 is false, program execution "falls through" to line 40. The line following an IF-THEN can thus be used for the ELSE. There are some extra precautions that you should take. If the IF-THEN in line 30 had an expression (like $A=A+1$) instead of the END instruction, the program would execute the expression and then go to the next line and execute the line which you are using as an ELSE. This must be avoided or your program will not work properly. Program 3 is an example of how to properly mimic an IF-THEN-ELSE.

Take a look at the differences between Programs 2 and 3. The GOTO 50 in line 30 of Program 3 prevents the program from going on to line 40 when the IF condition is true. You should always include a GOTO with a target line number at the end of your IF-THEN if you are going to create the IF-THEN-ELSE construction. It is the only way to insure that the ELSE condition will not be executed haphazardly.

Program 1: IF-GOTO Error Demo

```
10 A=1
20 IF A=1 GOTO A=A+1
30 PRINT A
```

Program 2: IF-THEN-ELSE Construction

```
10 A=0: B=0: REM INITIALIZE
20 B=B+A: REM EXPRESSION
30 IF A=100 THEN END: REM IF THEN
40 A=A+1: GOTO 20: REM ELSE
```

Program 3: Better IF-THEN-ELSE

```
10 A=0: B=0: REM INITIALIZE
20 B=B+A: REM EXPRESSION
30 IF A=100 THEN PRINT B: GOTO 50: REM IF THEN
40 A=A+1: GOTO 20: REM ELSE
50 END
```

©

The \$129! Modem Starter Set

Get the complete modem/software package for your Apple II, II+, or IIe that includes 300 Baud Modem card, easy menu-driven communications software and a subscription to the SOURCE*. Ask your computer dealer about the NETWORKER™ or call us at 1-800-631-3116 and we'll tell you where to pick one up. The NETWORKER™ modem is made in the U.S.A. by ZOOM Telephonics, Inc.

Z O O M

*SOURCE offer good through December 31, 1984.

ZOOM Telephonics/207 South St./Boston, MA/02111

SEE PAGES 116-133 IN
THIS ISSUE FOR
PROTECTO
ENTERPRIZES' SUPER
SALE AND YOU WILL
SEE WHY WE SAY ...

WE LOVE
OUR
CUSTOMERS

**PROTECTO
ENTERPRIZES**

FANTASTIC COMPUTER PRINTER SALE!!

COM-STAR T/F

Tractor
Friction
Printer

only \$ **169****

COM-STAR

• **Lowest Priced, Best Quality, Tractor-Friction Printers in the U.S.A.**

- **Fast 80-120-160 Characters Per Second** • 40, 46, 66, 80, 96, 132 Characters Per Line Spacing
- **Word Processing** • **Print Labels, Letters, Graphs and Tables** • **List Your Programs**
- **Print Out Data from Modem Services** • **"The Most Important Accessory for Your Computer"**

** DELUXE COMSTAR T/F 80 CPS Printer — \$169.00

This COMSTAR T/F (Tractor Friction) PRINTER is exceptionally versatile. It prints 8½" x 11" standard size single sheet stationary or continuous feed computer paper. Bi-directional, impact dot matrix, 80 CPS, 224 characters. (Centronics Parallel Interface).

Premium Quality 120-140 CPS 10" COM-STAR PLUS+ Printer \$269.00

The COM-STAR PLUS+ gives you all the features of the COMSTAR T/F PRINTER plus a 10" carriage, 120-140 CPS, 9x9 dot matrix with double strike capability for 18 x 18 dot matrix (near letter quality), high resolution bit image (120 x 144 dot matrix), underlining, back spacing, left and right margin settings, true lower decenders with super and subscripts, prints standard, italic, block graphics and special characters. It gives you print quality and features found on printers costing twice as much!! (Centronics Parallel Interface) (Better than Epson FX80). List \$499.00 **SALE \$269.00**

Premium Quality 120-140 CPS 15½" COM-STAR PLUS+ Business Printer \$379.00

Has all the features of the 10" COM-STAR PLUS+ PRINTER plus 15½" carriage and more powerful electronics components to handle large ledger business forms! (Better than Epson FX 100). List \$599.00 **SALE \$379.00.**

Superior Quality 140-160 CPS 10" COM-STAR PLUS+ IBM Pers/Bus Printer \$389.00

Has all the features of the 10" COM-STAR PLUS+ PRINTER! It is especially designed for all IBM personal computers! 140-160 CPS HIGH SPEED PRINTING 100% duty cycle, 2K buffer, diverse character fonts, special symbols and true decenders, vertical and horizontal tabs. A RED HOT IBM personal business printer at an unbelievable low price of \$389.00 plus one year immediate replacement warranty (centronics parallel interface) List \$699 **SALE \$389.00**

Superior Quality 160-180 CPS 10" COM-STAR PLUS+ HS Business Printer \$399.00

The Super Com-Star+ High Speed Business Printer 160-180 CPS has a 10" carriage with all the Com-Star+ features built in! The 15½" High Speed Business Printer is especially designed with more powerful electronics to handle larger ledger business forms! Exclusive bottom feed! (Centronics parallel interface) **One year immediate replacement warranty** 15½" printer is also compatible with IBM Personal/Business Computers! 15½" Printer List \$699.00 **SALE \$399.00**

Olympia

Executive Letter Quality DAISY WHEEL PRINTER \$399.00

This is the worlds finest daisy wheel printer **Fantastic Letter Quality**, up to 20 CPS bidirectional, will handle 14.4" forms width! Has a 256 character print buffer, special print enhancements, built in tractor-feed (Centronics Parallel and RS232C Interface) List \$699 **SALE \$399.**

PARALLEL INTERFACES

For VIC-20 and COM-64 — \$49.00 For Apple computers — \$79.00 Atari 850 Interface — \$79.00 For ALL IBM Computers — \$89.00

• 15 Day Free Trial - 180 Day Immediate Replacement Warranty

Add \$14.50 for shipping, handling and insurance. Illinois residents please add 6% tax. Add \$29.00 for CANADA, PUERTO RICO, HAWAII, ALASKA, APO-FPO orders. Canadian orders must be in U.S. dollars. WE DO NOT EXPORT TO OTHER COUNTRIES.

Enclose Cashiers Check, Money Order or Personal Check. Allow 14 days for delivery. 2 to 7 days for phone orders. 1 day express mail!! VISA—MASTER CARD—We Ship C.O.D. to U.S. Addresses Only

**PROTECTO
ENTERPRIZES** (WE LOVE OUR CUSTOMERS)

BOX 550, BARRINGTON, ILLINOIS 60010
Phone 312/382-5244 to order

COM-STAR PLUS+
Print Example:

**ABCDEFGHIJKLMN OPQRSTUVWXYZ
ABCDEFGHIJKLMN OPQRSTUVWXYZ 1234567890**

BIG FOUR

NEW 128K —MEGA BYTE DUAL DISK DRIVE—80 COLUMN

COMPUTER SYSTEM SALE!

HOME • BUSINESS • WORD PROCESSING



\$895⁰⁰

(If ordered before 11/1/84)

List Price \$3717.95

LOOK AT ALL YOU GET FOR ONLY \$895.

- | | | | |
|---|----------------------------------------------------|------------|-----------|
| ① | B128 COMMODORE 128K 80 COLUMN COMPUTER | LIST PRICE | \$ 995.00 |
| ② | 8050 DUAL DISK DRIVE (over 1 million bytes) | | 1795.00 |
| ③ | 4023 · 100 CPS · 80 COLUMN BIDIRECTIONAL PRINTER | | 499.00 |
| ④ | 12" HI RESOLUTION 80 COLUMN GREEN OR AMBER MONITOR | | 249.00 |
| | • BOX OF 10 LORAN LIFETIME GUARANTEED DISKS | | 49.95 |
| | • 1100 SHEETS FANFOLD PAPER | | 19.95 |
| | • ALL CABLES NEEDED FOR INTERFACING | | 102.05 |

TOTAL LIST PRICE \$ 3717.95



Printer replacement options (replace the 4023 with the following at these sale prices)

	LIST	SALE
* Olympia Executive Letter Quality Serial Printer	\$ 699.00	\$ 399.00
* Comstar Hi-Speed 160 CPS 15 1/2" Serial-Business Printer	\$ 779.00	\$ 499.00
* Telecommunications Deluxe Modern Package	\$ 199.00	\$ 139.00

Plus You Can Order These Business Programs At Sale Prices

	LIST	SALE		LIST	SALE
Professional 80 Column Word Processor	\$149.95	\$99.00	Payroll	\$149.95	\$99.00
Professional Data Base	149.95	99.00	Inventory	149.95	99.00
Accounts Receivable	149.95	99.00	General Ledger	149.95	99.00
Accounts Payable	149.95	99.00	Financial Spread Sheet	149.95	99.00
			Program Generator	149.95	99.00

15 DAY FREE TRIAL We give you 15 days to try out this SUPER SYSTEM PACKAGE!! If it doesn't meet your expectations, just send it back to us prepaid and we will refund your purchase price!!

90 DAY IMMEDIATE REPLACEMENT WARRANTY If any of the SUPER SYSTEM PACKAGE equipment or programs fail due to faulty workmanship or material we will replace it IMMEDIATELY at no charge!!

Write or Call For Free Catalog and Spec Sheets!!

Add \$50.00 for shipping and handling!!

\$100.00 for Canada, Puerto Rico, Hawaii orders.

WE DO NOT EXPORT TO OTHER COUNTRIES.

Enclose Cashiers Check, Money Order or Personal Check. Allow 14 days for delivery, 2 to 7 days for phone orders, 1 day express mail!! Canada orders must be in U.S. dollars. We accept Visa and MasterCard. We ship C.O.D. to U.S. addresses only.

PROTECTO ENTERPRISES (WE LOVE OUR CUSTOMERS)

BOX 550, BARRINGTON, ILLINOIS 60010
Phone 312/382-5244 to order

Commodore - 64

WORD PROCESSING BREAKTHROUGH!

SCRIPT-64 EXECUTIVE WORD PROCESSOR

(80 Columns in Color)

40 or 80 columns in color or black and white; turns your computer into a Business Machine!

Rated best by COMMODORE. This is the finest word processor available. Features include line and paragraph insertion/deletion, indentation, right and left justification, titles, page numbering, characters per inch, etc. All features are easy to use and understand. With tabs, etc. SCRIPT-64 even includes a 250 word dictionary/spelling checker to make sure your spelling is correct. The dictionary is user customizable to any technical words you may use. Furthermore, all paragraphs can be printed in writing and everyday letters are a snap. To top things off, there is a 100 page manual and help screens to make learning how to use SCRIPT-64 a snap. This word processor is so complete we can't think of anything it doesn't have. When combined with the complete database you have a powerful mailmerge and label program that lets you customize any mailing list with personalized letters. List \$99.95. **Sale \$59.00.** *Coupon Price \$49.00. (Disk only.)

SCRIPT-64 20,000 WORD DICTIONARY

Allows you to check spelling on 20,000 most often misspelled words! List \$29.95. **Sale \$19.95.** *Coupon Price \$12.50 (Disk only.)

SCRIPT-64 COMPLETE DATABASE

(Plus Mail Merge and Labels)

This powerful DATABASE is user friendly and makes any information easy to store and retrieve. The user defines the fields and then can add, change, delete, and search for any category wanted! Must be used with the SCRIPT-64 EXECUTIVE WORD PROCESSOR. When combined with the Executive Word Processor you can search out any category (zip codes, even hair color, etc.) and print super personalized letters! 600 names can be sorted and formulated on each disk in any order or category! Will handle any size mailing list by changing or adding disks! List \$69.00. **Sale \$39.00.** *Coupon Price \$29.00.

- LOWEST PRICES • 15 DAY FREE TRIAL • 90 DAY FREE REPLACEMENT WARRANTY
- BEST SERVICE IN U.S.A. • ONE DAY EXPRESS MAIL • OVER 500 PROGRAMS • FREE CATALOGS

WE SHIP C.O.D. HONOR VISA AND MASTER CHARGE
ADD \$3.00 SHIPPING FOR C.O.D. ADD \$2.00 MORE
SPECIAL SERVICES:
One Day — Express Mail add \$10.00

PROTECTO
ENTERPRIZES (WE LOVE OUR CUSTOMERS)

BOX 550, BARRINGTON, ILLINOIS 60010
Phone 312/382-5244 to order

SANYO MONITOR SALE!!



9" Data Monitor

- 80 Columns x 24 lines
- Green text display
- Easy to read - no eye strain
- Up front brightness control
- High resolution graphics
- Quick start - no preheating
- Regulated power supply
- Attractive metal cabinet
- UL and FCC approved

12" Screen Amber or Green Text Display **\$99**

- 15 Day Free Trial - 90 Day Immediate Replacement Warranty

12" Hi-Resolution Amber or Green Screen Monitor \$119.00

this is a 1000 Line, 80 Column, High Resolution Monitor with crisp clear text that is easy to read! A must for Word Processing! Includes special Software Discount coupon.

List \$249.00 **SALE \$119.00**

14" Hi-Resolution Color Monitor \$229.00

This 14" color monitor has the sharpest and clearest resolution of any color monitor we have tested! Beautiful color contrast! Also compatible with video recorders. Includes special Software Discount coupon.

List \$399.00 **SALE \$229.00 (IBM Compatible)**

- LOWEST PRICES • 15 DAY FREE TRIAL • 90 DAY FREE REPLACEMENT WARRANTY
- BEST SERVICE IN U.S.A. • ONE DAY EXPRESS MAIL • OVER 500 PROGRAMS • FREE CATALOGS

Add \$10.00 for shipping, handling and insurance. Illinois residents please add 6% tax. Add \$20.00 for CANADA, PUERTO RICO, HAWAII, ALASKA, APO-FPO orders. Canadian orders must be in U.S. dollars. WE DO NOT EXPORT TO OTHER COUNTRIES.

Enclose Cashiers Check, Money Order or Personal Check. Allow 14 days for delivery, 2 to 7 days for phone orders, 1 day express mail!

VISA — MASTER CARD — C.O.D.

PROTECTO
ENTERPRISES (WE LOVE OUR CUSTOMERS)
BOX 550, BARRINGTON, ILLINOIS 60010
Phone 312/382-5244 to order

Sale
\$39.95

List \$69.00

Program Your Commodore 64 In Plain English

(No need to know Basic)

New
Program
Generators!!

CodeWriter

Information can be a wonderful thing. Having enough of it when it's needed can save time and money and give you that very nice "together" feeling. **FileWriter** lets you control information so you can enter it, find it and change it — just the way you'd like. Whether it's information about bills, taxes, recipes, club membership, stamp collections, or your new home business, **FileWriter** puts things in order. Simply "draw" any kind of screen you want — just like making up a paper form to hold information. Only there's no paper to slow things down. Once you have your form, add some real computer power: calculate automatically, hold grand totals, test for bad information — for one form or hundreds. There's no need to "program". Just use plain English!! Most of the instructions you'll need are right on the screen for you. Like all CodeWriter programs, your **FileWriter** system gives you your own program on your own disk — in minutes the first time you try. Your new program will search for information any way you'd like, update old information, make new calculations, all at computer speed.

Program Generators!!

Report Writer — Lets you create output formats and calculations in any fashion you please. Requires **FileWriter**. List \$59.00. **Sale \$39.95.** (Disk).

FileWriter — Lets you create the input screens and calculations in any fashion you please. List \$59.00. **Sale \$39.95.** (Disk).

SALE
39.95



SALE
39.95

Adventure Writer — Now you can create your own Adventure game without knowing how to program! Create heroes, villains, magicians and monsters, castles and coffin, even dragons. All in plain English. When your creation is done Adventure Writer will write the program for you on your own disk. Fantastic Adventure tool! List \$59.00. **Sale \$39.95.** (Disk).

Elf — The visible worksheet is here! Now you can create applications screen by screen that calculates and prints out reports. Buy vs. lease, amortization, comparisons, and summations are just a few of the freeform spreadsheet functions you can do with Elf. List \$59.00. **Sale \$39.00.** (Disk).

Dialog — Now you can make quizzes and problems for your kids and friends. Make trivia games and other question and answer games for all. You pick the rewards and the punishments. Fantastic teaching aid for kids and party game maker for adults. List \$59.00. **Sale \$39.95.** (Disk).

Add \$3.00 for shipping, handling and insurance. Illinois residents please add 6% tax. Add \$6.00 for CANADA, PUERTO RICO, HAWAII. ALASKA, APO-FPO orders. Canadian orders must be in U.S. dollars. WE DO NOT EXPORT TO OTHER COUNTRIES.

Enclose Cashiers Check, Money Order or Personal Check. Allow 14 days for delivery, 2 to 7 days for phone orders, 1 day express mail!

VISA — MASTER CARD — C.O.D.

No C.O.D. to Canada, APO-FPO.

PROTECTO
ENTERPRIZES (WE LOVE OUR CUSTOMERS)
BOX 550, BARRINGTON, ILLINOIS 60010
Phone 312/382-5244 to order

The Most Practical Software

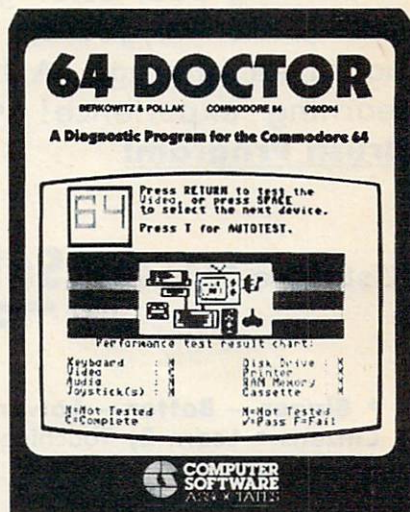

For Your Commodore-64



- Track Expenses, inventories, investments • Make Charts and Graphs • Project Profits

- Keep Mailing Lists • Change Records, numbers, methods of filing • Information Retrieval

- Test RAM Memory • RS-232 Port • Keyboard • Video • Audio • Joystick • And More!



Practicalc 64: A consistent best seller, Practicalc 64 has become a reference standard among Commodore 64 spreadsheets. With features like alphabetic and numeric sorting and searching, variable column widths, graphing and 23 math functions, this program is an exceptional value. Practicalc 64 also interacts with Practifile, forming the perfect small business bundle. List \$59.95. **Sale \$46.95.** Disk. (\$39.95 Tape.)

Practifile: Flexibility and large capacity make Practifile the ideal data-base manager for the Commodore 64. Files written with the program are compatible with Practicalc 64 and popular word processing programs such as EasyScript, Word Pro, PageMate and PaperClip. Finally, a full-featured data-base at an affordable price! List \$59.95. **Sale \$46.95.** Disk. (\$39.95 Tape.)

64 Doctor: A special diagnostic program for the Commodore 64, 64 Doctor takes the guesswork out of isolating troublesome hardware problems. The program tests each piece of hardware to pinpoint defects and help prevent costly and time-consuming service calls. An essential program for all Commodore 64 users! List \$34.95. **Sale \$24.95.** Disk.)

Add \$3.00 for shipping, handling and insurance. Illinois residents please add 6% tax. Add \$6.00 for CANADA, PUERTO RICO, HAWAII, ALASKA, APO-FPO orders. Canadian orders must be in U.S. dollars. WE DO NOT EXPORT TO OTHER COUNTRIES.

Enclose Cashiers Check, Money Order or Personal Check. Allow 14 days for delivery, 2 to 7 days for phone orders, 1 day express mail!

VISA — MASTERCARD — C.O.D.

No C.O.D. to Canada, APO-FPO.


PROTECTO ENTERPRISES (WE LOVE OUR CUSTOMERS)

BOX 550, BARRINGTON, ILLINOIS 60010
Phone 312/382-5244 to order

COMMODORE-64

CHALK BOARD COLOR TOUCH TABLET

Chalk Board Touch-Tablet is a revolutionary new 12" x 12" touch sensitive surface that lets you bypass your COMMODORE-64 Computer keyboard. Just touch the pad and watch your ideas appear on your t.v. screen in living color! Power Pad is drawing pad, color graphics, color canvas and piano keyboard, jigsaw puzzle, game board for any age. A fantastic, entertaining, learning experience! • **Free \$29.95 Paint Brush Program!**



List Price \$129.90

Sale \$49.00

LEARNING PAD SALE!!!

- **Bigger — Better — Lower Price Than Koalapad!** • Fantastic Learning Tool • First Graders To Senior Citizens • Learn By Touching Tablet • Color Graphics • Drawing Pad • Game Board • Jigsaw Puzzle • Piano Key Board • Music • Visual Arts • Math • Science • Apple (MacIntosh) Mouse Capability

LEO'S 'LECTRIC PAINT BRUSH. When you use Leo's 'Lectric Paintbrush software, you are ready for magical, multi-colored electronic finger painting. Make your own pictures. Color them. Change them. Save them. List \$29.95. **Sale (Free with purchase of CHALKBOARD LEARNING PAD for \$49.00).** (Cart)

LEARNING PAD PROGRAMMING KIT. Once you're familiar with the COMMODORE-64 Computer keyboard and you understand beginning BASIC, the LEARNING PAD programming kit sets you free to develop games and programs! List \$29.95. **Sale \$19.95.** (Disk)

LOGICMASTER. With over 180,000 different game designs ... and over 200 million secret codes ... LogicMaster is the most fun you've ever had with your powers of reasoning. Solve the codes all by yourself or work together with family or friends. List \$39.95. **Sale \$29.95.** (Cart)

BEARJAM. As children play this game and feed the friendly animated bear, they sharpen the visual skills so essential for success in learning. BearJam is a great reading-readiness game. List \$39.95. **Sale \$29.95.** (Cart)

PIANO MAESTRO. Chalk Board's MicroMaestro software turns your PowerPad into a piano keyboard. Touch the keys. You hear the music and see your composition right on the screen. It is the fun way to learn music. List \$29.95. **Sale \$24.95** (Cart)

LEO'S GOLF LINKS. This golf game for one or more players lets you design each hole, including fairways, roughs, traps and greens. Then using woods, irons and putters, you play the course. List \$39.95. **Sale \$29.95.** (Cart)

Add \$3.00 for shipping, handling and insurance. Illinois residents please add 6% tax. Add \$6.00 for CANADA, PUERTO RICO, HAWAII, ALASKA, APO-FPO orders. Canadian orders must be in U.S. dollars. WE DO NOT EXPORT TO OTHER COUNTRIES.

Enclose Cashiers Check, Money Order or Personal Check. Allow 14 days for delivery, 2 to 7 days for phone orders, 1 day express mail!

VISA — MASTER CARD — C.O.D.

No C.O.D. to Canada, APO-FPO.

PROTECTO ENTERPRIZES (WE LOVE OUR CUSTOMERS)

BOX 550, BARRINGTON, ILLINOIS 60010
Phone 312/382-5244 to order

Turn Your Commodore-64 Into A Sophisticated Musical Instrument

"The Program That Gives You A Reason To Buy A Commodore-64."

New York Times.

MusiCalc™

Synthesizer & Sequencer

Synthesizer & Sequencer

This 1st step turn your Commodore-64 into a sophisticated musical instrument — a three voice synthesizer and fully interactive step sequencer play along with pre-recorded songs or develop your own and record the music you create.

List \$59.95. **Sale \$39.95.**

With MusiCalc **anyone** can • Make and record sophisticated music • Print out sheet music from your creations • Turn your computer into a keyboard • **No experience necessary!**



MusiCalc

ScoreWriter

ScoreWriter

Combine with MusiCalc 1 and a graphics printer (Super-10) to produce sheet music from your original composition. List \$39.95. **Sale \$29.95.** Coupon \$24.95.

MusiCalc

Keyboard Maker

Keyboard Maker

Turns your Commodore-64 into a musical keyboard. Comes with over 30 pre-set keyboard scales from Classical to Rock. Requires MusiCalc 1. List \$39.95. **Sale \$29.95.** Coupon \$24.95.

You will sound great with MusiCalc. To prove it we will send you **FREE** a record with sounds created with a Commodore-64 and MusiCalc by people without instrument or musical experience. To get your Free Record write or **call 312/382-5244.**

Add \$3.00 for shipping, handling and insurance. Illinois residents please add 6% tax. Add \$6.00 for CANADA, PUERTO RICO, HAWAII, ALASKA, APO-FPO orders. Canadian orders must be in U.S. dollars. WE DO NOT EXPORT TO OTHER COUNTRIES.

Enclose Cashiers Check, Money Order or Personal Check. Allow 14 days for delivery. 2 to 7 days for phone orders. 1 day express mail!

VISA — MASTER CARD — C.O.D.

No C.O.D. to Canada, APO-FPO.

PROTECTO

ENTERPRIZES (WE LOVE OUR CUSTOMERS)

BOX 550, BARRINGTON, ILLINOIS 60010
Phone 312/382-5244 to order

COMMODORE 64

Computer Learning Pad

Sale! **39⁹⁵**


List \$79.95

- Makes other graphic tablets Obsolete
- Includes Special Printer Feature.

Now you get this **Fantastic Tech Sketch Computer Learning Pad Program** with a **Professional Light Pen Free!** (39.95 value) plus the **Micro Illustrated Graphics Pad Program** that allows you to draw on your T.V. or monitor screen (better than Gibsons \$99 light pen). Whatever you can draw on the screen you can print on your printer (a Tech Sketch Exclusive.)

Hi-Resolution!

NEW FROM TECH SKETCH



JOIN THE "NEW BREED" OF VIDEO ARTISTS!

Light Pens

for your

Commodore 64 & VIC-20

\$16.95

Coupon Price
\$14.95

Economy Model with 3 programs \$16.95

PROTECTO ENTERPRISES

(WE LOVE OUR CUSTOMERS)

BOX 550, BARRINGTON, ILLINOIS 60010
Phone 312/382-5244 to order

Add \$3.00 for shipping, handling and insurance. Illinois residents please add 6% tax. Add \$6.00 for CANADA, PUERTO RICO, HAWAII, ALASKA, APO-FPO orders. Canadian orders must be in U.S. dollars. WE DO NOT EXPORT TO OTHER COUNTRIES.

Enclose Cashiers Check, Money Order or Personal Check. Allow 14 days for delivery, 2 to 7 days for phone orders, 1 day express mail!

VISA — MASTER CARD — C.O.D.

No C.O.D. to Canada, APO-FPO.

EXPAND YOUR VIC-20 TO COMMODORE-64 POWER!

\$79⁰⁰

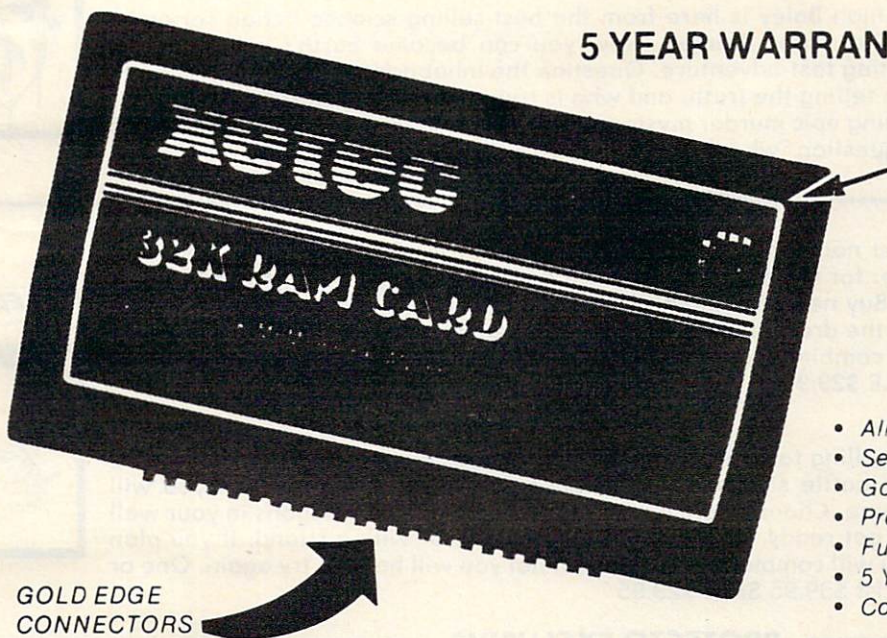
FOR ONLY

(PLUS A FREE \$29.95 CARTRIDGE GAME)

LIST PRICE \$159.95

Just plug in the **32K RAM MEMORY EXPANDER** and you have as much usable programming memory as the Commodore-64 computer!!! This **32K RAM EXPANDER CARTRIDGE** gives your VIC-20 computer **9 TIMES MORE PROGRAMMING POWER!!**

5 YEAR WARRANTY



MASTER
CONTROL
SWITCHES

FEATURES

- Allows Full 32K Memory Expansion
- Separate Enable Switch for each 8K Block
- Gold Plated Contacts
- Premium Grade Components
- Fully Tested and Burned In
- 5 Year Warranty
- Complete Documentation

1/2 PRICE EXPANSION SALE!!

	LIST	SALE
3K Ram Expander	\$ 39.95	\$19.95
8K Ram Expander (2½ times more power)	\$ 69.95	\$34.95
16K Ram Expander (4 times more power)	\$ 99.95	\$49.00
32K Ram Expander (9 times more power) (PLUS \$29.95 FREE GAME CARTRIDGE)	\$149.95	\$79.00
3 Slot Expander Board — Switch Selectable	\$ 49.95	\$24.95

WE LOVE OUR CUSTOMERS!

Add \$3.00 for shipping, handling and insurance. Illinois residents please add 6% tax. Add \$6.00 for CANADA, PUERTO RICO, HAWAII, ALASKA, APO-FPO orders. Canadian orders must be in U.S. dollars. WE DO NOT EXPORT TO OTHER COUNTRIES.

Enclose Cashiers Check, Money Order or Personal Check. Allow 14 days for delivery, 2 to 7 days for phone orders, 1 day express mail!

VISA — MASTER CARD — C.O.D.

No C.O.D. to Canada, APO-FPO.

PROTECTO
ENTERPRIZES (WE LOVE OUR CUSTOMERS!)

BOX 550, BARRINGTON, ILLINOIS 60010
Phone 312/382-5244 to order

EPYX
COMPUTER SOFTWARE
Strategy Games for the Action Game Player

*Buy 1 (at Sale Price!) Get One


FREE

Commodore 64

(Expires 12-25-84)

(Limit: One Per Customer) See Below

The Best Arcade Games Around



World's Greatest Baseball — Finally a great sports game. Realistic right down to the playing field. Control all the actions - even the outfielders. Play realistic baseball all year round. (Fantastic graphics, action, and sound!) (Disk) List \$34.95. **SALE \$24.95.**




Robots of Dawn — Elijah Baley is here from the best-selling science fiction series by world renowned author Isaac Asimov. Now you can become Earth's most famous detective in this exciting test-adventure. Question the inhabitants of far flung cultures — who's lying, who's telling the truth, and who is trying to murder you? Jump into the action in this fascinating epic murder mystery. Can you piece together the elusive clues to solve the eternal question "who done it?" (Disk) List \$39.95 **SALE \$29.95**

PROTECTO EXCLUSIVE



Barbie — The biggest name in dolls. Browse through Barbie's closet full of beautiful clothing and dress her for the party. You can cut her hair or make it longer and color it or change the style. Buy new clothing at the boutique or any of the six other specialty shops, or even go to the dress shop and create Barbie's designer clothes with the help of the computer. The combinations are endless and so is the fun. One or two players. (Disk) List \$39.95 **SALE \$29.95**



G.I. Joe — The best selling toy soldier is now available as an activity toy on the home computer. Select the battle situation then choose the equipment you think you will need to get the job done. Choose from a number of uniforms and weapons in your well stocked arsenal and get ready for the action. Play alone or with a friend, if you plan the right strategy you will complete the mission if not you will have to try again. One or two players. (Disk) List \$39.95 **SALE \$29.95**

PROTECTO EXCLUSIVE



Hot Wheels — Now all the action and fun from playing with Hot Wheels cars is taken one step further on the home computer. Hot Wheels lets you choose your play activity from repairing cars to the destruction derby. You can actually play the activities along with a partner on the computer screen, even build and customize your own cars. A whole new way to play Hot Wheels. One or two players. (Disk) List \$39.95 **SALE \$29.95**



Break Dance — Break Dance is an action game in which your dancer tries to break through a gang of break dancers descending on him. "A simon-like game" where your dancer has to keep the steps of the computer controlled dancer, and even a free dance segment where you develop your own dance routines and the computer plays them back for you to watch. Now anyone can break dance!! (Disk) List \$34.95 **SALE \$24.95**

*Buy any Epyx game from Protecto and choose Silicon Warrior, Lunar Outpost, or Upper Reaches of Aphai FREE! (\$39.95 value)

In case of stock outage we will substitute.

Add \$3.00 for shipping, handling and insurance. Illinois residents please add 6% tax. Add \$6.00 for CANADA, PUERTO RICO, HAWAII, ALASKA, APO-FPO orders. Canadian orders must be in U.S. dollars. WE DO NOT EXPORT TO OTHER COUNTRIES.

Enclose Cashiers Check, Money Order or Personal Check. Allow 14 days for delivery, 2 to 7 days for phone orders, 1 day express mail!

VISA — MASTER CARD — C.O.D.

No C.O.D. to Canada, APO-FPO.


PROTECTO
ENTERPRIZES WE LOVE OUR CUSTOMERS

BOX 550, BARRINGTON, ILLINOIS 60010
Phone 312/382-5244 to order

Free Program Offer* **TIMEWORKS** Home Management Educational Software

Presidential Campaign

Start with \$2,500,000 and a Presidential Nomination. Spend your money wisely to conduct a nationwide campaign to win the confidence of the American Public. At the end of the campaign the American Public will decide on the final decision. Fantastically Realistic. List \$29.95. **Sale \$19.95.**



*** Buy the Fantastic Presidential Campaign and choose any other Timeworks Program on this page FREE!!**

Tape or Disk
Expires 10/1/84


Money Manager

16 categories can be input on a monthly basis for a 12 month period. Full analysis including budget and actual comparisons plus detail by individual items. Colorful bar charts show where you're spending too much or too little. Record all information to tape or disk. List \$24.95. **Sale \$19.95.**



The Electronic Checkbook

Check recording, sorting and balancing system. Organize and record checkbook transactions for easy recall and sorting by category. A must for tax time. Also produce the sum and average for transaction amounts by indexed categories. Interface with the MONEY MANAGER for graphic detail and actual-budget comparison. List \$24.95. **Sale \$19.95.**



Programming Kit I

Learn Basic Programming from the ground up. This first step takes you through the actual design of Lunar Lander, using moving graphics.



Shows in detail how basic programming works and what should go into a good game. List \$24.95. **Sale \$19.95.**

Your Choice
\$19.95

Your Choice
\$19.95

Programming Kits

Programming Kit II

Intermediate game design and Sprite Builder. Design Slot Machine and study intermediate programming including arrays, subroutines, sound, special function keys, and random function. Plus Sprites are covered in detail and a Sprite Editor is included. List \$24.95. **Sale \$19.95.**



Manuals are written in plain, easy to follow English. The 8 step approach to program design is fully explained and can easily be applied to your future programming adventures.



Programming Kit III

Intermediate Data Base design. Instead of games you may want to go the business route. Use this program to develop a Data Base Manager to allow quick storage and retrieval of any information. Learn disk/tape storage, sorting, menus, plus multi dimensioned arrays, plus a whole lot more. List \$24.95. **Sale \$19.95.**


Dungeons Of The Algebra Dragons

At last a good educational game. You must wander through 3-D mazes until you encounter dragons, then you must answer the algebra problems they give you. A right answer gets you a free ride, a wrong answer gets you eaten. Fantastic educational value. (Tape or Disk.) List \$29.95. **Sale \$24.95.**



Spellbound

The screen is sprinkled with the letters from one of 20 words of your choice along with a few extra random ones. Use your Joystick to sting the letters in the right order but don't sting the wrong ones or cross your path or you explode. Fantastic educational value. Fun for all ages. List \$24.95. **Sale \$17.95.**



Add \$3.00 for shipping, handling and insurance. Illinois residents please add 6% tax. Add \$6.00 for CANADA, PUERTO RICO, HAWAII, ALASKA, APO-FPO orders. Canadian orders must be in U.S. dollars. WE DO NOT EXPORT TO OTHER COUNTRIES.

Enclose Cashiers Check, Money Order or Personal Check. Allow 14 days for delivery. 2 to 7 days for phone orders. 1 day express mail!

VISA — MASTER CARD — C.O.D.

No C.O.D. to Canada, APO-FPO

PROTECTO ENTERPRISES

(WE LOVE OUR CUSTOMERS)

BOX 550, BARRINGTON, ILLINOIS 60010
Phone 312/382-5244 to order

screenplay

Superior Computer Games

Free Game Offer!!

☆ Another Protecto Exclusive ☆

Buy any Screenplay game from **Protecto** and get the game "Institute" FREE (\$34.95) The institute is the forerunner of asylum which challenges you to escape past guards, doctors, padded cells, etc. Fantastic graphics and sound. (Disk.)

Pogo Joe

Better than Qbert. Guide Pogo Joe across 32 screens of cylinders. As many as 8 nasties at a time are out to kill you. Fantastic graphics and sound. List \$29.95. **Sale \$19.95.** Coupon \$16.95.

(Tape or Disk)



• GAME OF THE YEAR!

Dunzhin

A good sword, little magic, and lots of cunning takes you against Evil Wyverns, Saber Toothed Tigers, and the Undead. If you reach the bottom of the dungeon your halfway home. Great and 3D graphics. List \$34.95. **Sale \$24.95.** Coupon \$22.00.

(Tape or Disk)



Wylde

Be a Hobbit! Make your way through the magic mountains to the treasure of the mountain king. Fight Trolls, Orks and other nasties along the way. Fantastic realism. List \$34.95. **Sale \$24.95.** Coupon \$22.00.

(Disk)



Playful Professor

Make your way to the treasure by correctly answering math problems. If you guess wrong and the professor shows you how step by step. Addition, subtraction, multiplication, and division basics are all covered. Fantastic educational value. List \$34.95. **Sale \$24.95.** Coupon \$22.00.

(Tape or Disk)



Ken Uston's Professional Blackjack

The ultimate Blackjack tutor made famous by Ken Uston, \$5,000,000 winner. All different casino Blackjacks are discussed as well as a free \$29.95 value Blackjack Book are yours. Fantastic tutor. List \$79.95. **Sale \$49.95.**

(Disk)



Add \$3.00 for shipping, handling and insurance. Illinois residents please add 6% tax. Add \$6.00 for CANADA, PUERTO RICO, HAWAII, ALASKA, APO-FPO orders. Canadian orders must be in U.S. dollars. WE DO NOT EXPORT TO OTHER COUNTRIES.

Enclose Cashiers Check, Money Order or Personal Check. Allow 14 days for delivery, 2 to 7 days for phone orders, 1 day express mail!

VISA — MASTER CARD — C.O.D.

No C.O.D. to Canada, APO-FPO.

PROTECTO ENTERPRISES

(WE LOVE OUR CUSTOMERS)


BOX 550, BARRINGTON, ILLINOIS 60010
Phone 312/382-5244 to order

**SUPER
SALE!!!**

ACTIVISION


**GREAT
SAVINGS!!!**

Fantastic Graphic Arcade Action Games For Your Commodore-64




River Raid — Voted Best Action game by Electronic Games Magazine. Now you can play the extended version of the all time great home video game. Over 5000 enemy targets and fantastic action and sound will keep you busy for days. (Highly Recommended) List \$39.95. **Sale \$27.95.** (Disk)

Pitfall II - Lost Caverns — The feats of Pitfall Harry continue with the full advantages of the Commodore-64. The caverns are 27 levels deep and you must make Harry swim through rivers, float through the air on balloons, even freefall with perfect timing. Fantastic sound, graphics, and action. (Very Highly Recommended) List \$39.95. **Sale \$27.95.** (Disk)



Beamrider — (Better than Tempest) Move and fire along the grid as aliens attempt to destroy you. Super fast joystick action is the only thing that will keep you alive to make it to the next grid (99 grids) where more challenges await you. Super Action and Graphics. List \$39.95. **Sale \$27.95.** (Disk)



Decathlon — Finally an Olympic Event for two players at the same time (or play against the computer) Run, Hurl, Vault, Jump and more (10 events in all). Fantastic graphics and sound will keep you playing this one for days on end. Great Competition. List \$39.95. **Sale \$27.95.** (Disk)

Toy Bizarre — The toy factory has gone crazy. Toys spring to life and try to destroy you and the factory. Jump from level to level and close the valves, and capture the toys before the toys do you and the factory in. Fantastic Graphics and Sound. List \$39.95. **Sale \$27.95.** (Disk)



H.E.R.O. — Descend through the caverns with your dynamite and laser helmet; clear the tunnels to rescue the trapped miners; watchout for molten lava, animals, insects, etc. If you hit the lights they go out and you're in the dark. Fantastic Graphics and Sound combine with a superb theme to make this a best game for the year. List \$39.95. **Sale \$27.95.** (Disk)



Zenji — Find your way through the paths. Easy? The paths constantly change as the squares slide around. Use your senses to decide which way is out. If your senses fail, you are trapped and dead! Fantastic action. List \$39.95. **Sale \$27.95.** (Disk)

Zone Ranger — Better than Asteroids and Omega Race. You must pilot your starship first through asteroid alien territory and dock at your base, then you must make your way through the mazes past hostile aliens. Constantly 4-way scrolling screens make this a must for all game players. Fantastic Graphics and Action. List \$39.95. **Sale \$27.95.** (Disk)



Add \$3.00 for shipping, handling and insurance. Illinois residents please add 6% tax. Add \$6.00 for CANADA, PUERTO RICO, HAWAII, ALASKA, APO-FPO orders. Canadian orders must be in U.S. dollars. WE DO NOT EXPORT TO OTHER COUNTRIES.

Enclose Cashiers Check, Money Order or Personal Check. Allow 14 days for delivery, 2 to 7 days for phone orders, 1 day express mail!

VISA — MASTER CARD — C.O.D.

No C.O.D. to Canada, APO-FPO.

PROTECTO

ENTERPRIZES (WE LOVE OUR CUSTOMERS)

BOX 550, BARRINGTON, ILLINOIS 60010
Phone 312/382-5244 to order



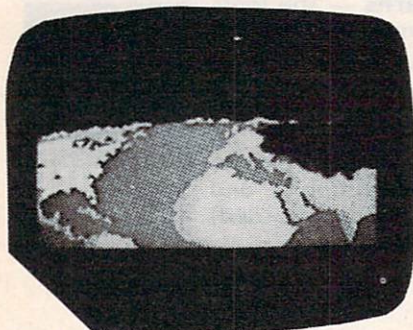
Commodore-64 Software

Super Sale!! Save On

Access Software

Best Multi Level Graphics Games in the U.S.A.

RAID OVER MOSCOW



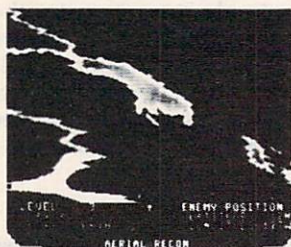
Raid over Moscow — The ultimate in multi screen computer graphics has arrived. (over six screens) The Soviets have launched an attack. First you must locate and destroy the ICBM missiles from your Stealth Bomber, then you must lead your squadron through the Soviet terrain to the Kremlin itself. Destroy the defenses, then destroy the defense center and finally the attack operations themselves. Fly planes, launch grenades, shoot bazookas. Super Fantastic Graphics, Sound, Animation. (The best multi-level game we've seen!!!) List \$39.95. Sale \$29.95. (Disk.) Coupon \$26.95.

BEACH HEAD

Beach Head — Multi Screen computer graphics at its finest. First you must maneuver your fleet through the mine laden channel while torpedoes are fired at you from all sides. Next you must engage the enemy planes with your anti-aircraft guns (best scenario graphics anywhere). Then you must sink the enemy fleet before they sink you. Next you maneuver to the beach head where your tanks must get through an obstacle course and finally fight the ultimate battle at Headquarters. All scenes in stunning 3-D graphics. (Will be the best graphics of 1984, definitely).

List \$39.95. Sale \$24.95.

Disk or Tape.




Actual Screens



Actual Screens

NEUTRAL ZONE

Neutral Zone — Reach the outer edges of the galaxy. You must protect your spaceship from attacking enemy space ships while defending yourself from enemy missiles. Fantastic 360 degree 3-D High Resolution Graphics. Rated No. 1 for graphics in 1983. List \$34.95. Sale \$24.95. (Tape or disk).



Add \$3.00 for shipping, handling and insurance. Illinois residents please add 6% tax. Add \$6.00 for CANADA, PUERTO RICO, HAWAII, ALASKA, APO-FPO orders. Canadian orders must be in U.S. dollars. WE DO NOT EXPORT TO OTHER COUNTRIES.

Enclose Cashiers Check, Money Order or Personal Check. Allow 14 days for delivery, 2 to 7 days for phone orders, 1 day express mail!

VISA — MASTER CARD — C.O.D.

No C.O.D. to Canada, APO-FPO.

PROTECTO ENTERPRIZES

(WE LOVE OUR CUSTOMERS)

BOX 550, BARRINGTON, ILLINOIS 60010
Phone 312/382-5244 to order



K-TEL Software



SUPER PRODUCTIVITY / ACTION

Educational

SALE

Learning Aid



Red Razzberry — Fantastic educational game that teaches spelling and good sentence structure. First you must pick the missing letter for the word (correct spelling) then you must pick the two missing letters for the word. Finally you must pick the correct word for the grammatically correct sentence. Great for students and adults. List \$24.99. **Sale \$16.95.** (Disk).

Plantin Pal — Finally a full analysis and advisor for all your gardening needs. Plantin Pal asks you what you want to plant (gives suggestions, too!). Then tells you where to plant them! (garden layout) How to take care of them! Plus what to do when something goes wrong! (Insects, pests, and plant diseases) Fantastic for all your gardening needs. List \$29.99. **Sale \$19.99** (Disk).



Speed Reading Coach — Teaches vocabulary, comprehension, and speed to help you read better. Eye training and vocabulary come first, then the screen flashes word by word or sentence by sentence through paragraphs and asks you questions when you're done. Fantastic Reading Aid. List \$29.99. **Sale \$19.99** (Disk).



Add \$3.00 for shipping, handling and insurance. Illinois residents please add 6% tax. Add \$6.00 for CANADA, PUERTO RICO, HAWAII, ALASKA, APO-FPO orders. Canadian orders must be in U.S. dollars. WE DO NOT EXPORT TO OTHER COUNTRIES.

Enclose Cashiers Check, Money Order or Personal Check. Allow 14 days for delivery, 2 to 7 days for phone orders, 1 day express mail!

VISA — MASTER CARD — C.O.D.

No C.O.D. to Canada, APO-FPO.

Robin Hood — You as Robin must fight your way through Sherwood Forest, Nottingham Castle, past the Duke, rescue Maid Marion, and finally steal the gold. Fantastic graphics with 5 different screens of challenges. List \$19.99. **Sale \$14.99.** (Disk)



Ice Palace — You as the Penguin must make your way through the automated Ice Block Factory on your way to your true love. 3 screens worth of melting ice blocks, deadly snowballs, and Freddie's Fire Demons try to stop you. Plus you must eat the fruit to keep your strength up and build an ice ladder before your love can be yours again. Fantastic graphics and action. List \$24.95. **Sale \$19.95.** (Disk)



Sir Lancelot — Fight your way through the castle, kill the dragons, and save the maiden. But this is just the beginning! 8 more quests with 8 more challenging screens await your rise to be knighted king of the realm. Fantastic graphics and sound. List \$19.95. **Sale \$14.95.** (Disk)



PROTECTO ENTERPRIZES

(WE LOVE OUR CUSTOMERS)

BOX 550, BARRINGTON, ILLINOIS 60010
Phone 312/382-5244 to order

SEGA

THE ARCADE WINNERS

Arcade Classics Come To The Commodore 64

STAR TREK

STRATEGIC OPERATIONS SIMULATOR
THE VIDEO GAME

- Official arcade version.

Now you can control the Starship Enterprise as you fight Klingons before they destroy your bases. Full 3-D view as well as overhead radar lets you know what's going on around you. Use your joystick to control warp drive, impulse power, photon torpedoes and phasers. But watch your shields, photon supply and warp power. Fantastic graphics and sound make this a must for everyone. List \$39.95. **Sale \$29.95** (cartridge).



Congo Bongo

- Official arcade version • 3-D graphics
- Two screen displays • One or two players.

The famous arcade game featuring the coconut throwing gorilla, monkeys, hippos, sharks and rhinos now comes to the Commodore 64. Superb reproduction of the arcade machine challenges you to destroy the gorillas lair. List \$39.95. **Sale \$29.95** (cartridge).



ZAXXON

- Official arcade version • Stunning 3-D scrolling graphics • Multiple screen displays.

Now the famous invasion of robot Zaxxon's lair can be done in your own home. Invade the fortress, get past the fighters then through Zaxxon's home and finally destroy Zaxxon himself. Just like the arcade game. This one's fantastic. List \$39.95. **Sale \$29.95** (cartridge).



BUCKROGERS

PLANET OF ZOOM

- Official arcade version • 3-D color graphics
- Four Galactic screen displays.

Just like the arcade version. Steer your ship through deadly electron posts as you fight off enemy space saucers and hoppers. Finally you meet the enemy source ship. If you get through all this you start again only this time the enemies have more powers and surprises. Fantastic graphics and sound. List \$39.95. **Sale \$29.95** (cartridge).



Add \$3.00 for shipping, handling and insurance. Illinois residents please add 6% tax. Add \$6.00 for CANADA, PUERTO RICO, HAWAII, ALASKA, APO-FPO orders. Canadian orders must be in U.S. dollars. WE DO NOT EXPORT TO OTHER COUNTRIES.

Enclose Cashiers Check, Money Order or Personal Check. Allow 14 days for delivery. 2 to 7 days for phone orders. 1 day express mail!

VISA — MASTER CARD — C.O.D.

No C.O.D. to Canada, APO-FPO.

PROTECTO
ENTERPRIZES WE LOVE OUR CUSTOMERS!
BOX 550, BARRINGTON, ILLINOIS 60010
Phone 312/382-5244 to order

Super Action Software!

Commodore 64

PROGRESSIVE
PERIPHERALS
& SOFTWARE


Disk Programs

(World's Greatest Adventure Game)



CYBERWORLD List \$49.95 Sale \$34.95

This five-screen arcade adventure packs the computer with intense graphics and sound! You are a special Cyberleague agent in a universe full of hostile aliens and vicious robots. Joystick and keyboard transport you through 3-D rooms, space barriers, fleets of invaders, and warship-ridden quadrants of space. Over 100 sprites, 8 new character sets, and dozens of mind-boggling sound effects make up this multi-layered adventure. Animation, action, and strategy all combined into a game so extensive that two disk sides are jammed with game programs and data! Reach the ultimate rank of admiral and you may carve a niche in the permanent high-score list. A full-size book quality manual with full-color covers is included to guide you through your most exciting game experience.



Perplexian Challenger

List \$34.95 Sale \$24.95

The incredibly responsive three-axis joystick control of a space fighter is in your hands. Split screen graphics provide a continuous display of your ship's instrumentation, as well as a three-dimensional, animated view of space.

You, as a pilot, must utilize lightning fast reflexes to destroy invading ships, and avoid their return fire. Simultaneously, you must maneuver your ship to capture space debris that remains from the explosions.

Outstanding graphics features include smooth 3-D rotations, split screens, and the most incredible high-resolution hyperspace sequence ever produced.

Programmed entirely in machine language, this action-strategy game is guaranteed to blow you away.

All the professional features you expect are included: automatic self-demo, high score retention, pause, and provisions for 1 to 4 players. Add to this, features you don't expect like easy-loading, and music during the load. Perplexian Challenger is a game that brings the arcade experience to your home.


Wizard

List \$49.95 Sale \$34.95

Jump from ropes to ladders, dodge plummeting boulders and duck under deadly arrows in your quest for sparkling diamonds, gleaming bars of gold, and glistening pearls. With joystick in hand you must explore forty dazzling screens, each a new and exciting adventure. Take the key to unlock the doorway to your next spine-tingling level. Each key restores your magical powers, allowing you to cast over ten different spells. With these magic spells you have the power to overcome vicious creatures, terrifying traps, and perilous plunges.

Your Wizard is realistically animated in every possible direction. Dozens of movements are possible — jump over burning fires, shimmy up or down ropes and ladders, even slip down treacherous sliding staircases! Magic portals move your Wizard through midair and protect you from a myriad of fully-animated fiendish monsters. Catch an elevator to the top of the screen and dart through sliding gates in your quest for magic and treasure.

Wizard's fascinating variety of screens are sure to please and entertain, and of course you can build an unlimited number of your own levels using the construction set provided with your game.



Gothmog's Lair

List \$44.95 Sale \$34.95

Real-time adventure excitement at its best. Solve countless puzzles and slay over a dozen monsters by using the huge vocabulary of over 200 words. Two challenging difficulty levels await you with over 80 areas, each fully described in Old English script.

Menacing monsters, kniving villains, tattered code books and treacherous terrain are just a few of the situations you must overcome in your quest for the thirteen priceless treasures. More than seventy objects are invaluable to you in your search for glory and wealth!



A full-size, thoroughly illustrated manual is included. Featuring color front and back, book quality, and a fold-out map, this "extra" further extends the professionalism of this game. The following are quotes from unsolicited testimonials sent to us by adventurers in Gothmog's Lair...

"I have extremely enjoyed Gothmog's Lair, and plan to buy more adventure games..."

Scott Tulman, Memphis, TN

"Gothmog's Lair is the best adventure I've ever played..."

Dennis Manochio, Jr., Saratoga, CA



PROFESSOR List \$39.95 Sale \$29.95

An in-depth self-tutorial for the Commodore 64 on a two-sided disk. This menu-driven tutorial covers every aspect of your C-64—BASIC, keyboard, sound, music, simple and advanced graphics. Quizzes test your comprehension at the end of many lessons! On-screen illustrations, sound effects and full-color interactive graphics make learning easy and interesting. The PROFESSOR is your ONLY choice for an all-in-one, thorough tutorial about the Commodore 64!



Add \$3.00 for shipping, handling and insurance. Illinois residents please add 6% tax. Add \$6.00 for CANADA, PUERTO RICO, HAWAII, ALASKA, APO-FPO orders. Canadian orders must be in U.S. dollars. WE DO NOT EXPORT TO OTHER COUNTRIES.

Enclose Cashiers Check, Money Order or Personal Check. Allow 14 days for delivery, 2 to 7 days for phone orders, 1 day express mail!

VISA — MASTER CARD — C.O.D.

No C.O.D. to Canada, APO-FPO.

PROTECTO ENTERPRISES (WE LOVE OUR CUSTOMERS)

BOX 550, BARRINGTON, ILLINOIS 60010
Phone 312/382-5244 to order

All About The Status Register

Part 1

Louis F. Sander

The status registers have always been a mystery to the beginning machine language programmer. This article will help clear up the mystery.

All but the simplest machine language programs make use of the 6502's seven processor status flags, and any ML programmer worth his salt masters their functions and uses. Like almost everything in ML programming, the flags operate in a straightforward and unambiguous way, but they are full of mystery for the beginner.

If you've started ML programming, but are confused by that NV-BDIZC business, this article will help you understand it. It includes a fully explained ML demo program, identically executable on a Commodore 64/PET/CBM, Apple, or Atari computer.

These explanations will assume that you have some ML knowledge and at least a beginning grasp of hexadecimal arithmetic.

Let's start by defining a *register*, which is a circuit inside a processor. Registers have the characteristics of memory locations, in that data can be written to them or read from them. But they often don't have addresses as such, since they are used internally by the microprocessor itself. The accumulator is the most familiar register, but there are many others in your computer.

The 6502 has an internal 8-bit register, variously called the flags register, processor status register, or P register, the bits of which are set or cleared by the results of various operations. In this context, *set* means equal to 1, and *cleared* means equal to 0. At times the bits are set and cleared, or *conditioned*, automatically by the 6502 chip itself; other times they are conditioned by specific program instructions. Any book on 6502 programming will show you each instruction's effect on the status bits.

Bit Branches

Programs can check these bits and use the results of the check for whatever purpose the programmer has in mind, often to decide on a branch. The bits are sometimes called flags, and indeed, they work like the little red flags on rural mailboxes—the postal patron can raise the flag to let the mailman know there's outgoing mail, and the mailman can lower it to signal he's emptied the box. Here are the names and purposes of the eight bits in the status register, moving from left (high-order bit) to right (low-order bit):

N (bit 7)—Negative flag. (Some books call it *S*, for sign.) The N flag matches the high bit of the result of whatever operation the processor has just completed. If you load \$FF (1111 1111) into the Y-register, for example, since the high bit of the Y-register is set, the N flag will be set, too. ML programmers make good use of the N flag. (By the way, even though this is the eighth bit, we call it bit 7, because computers start numbering things at 0.) In a computer technique called twos complement arithmetic, the high-order bit of a number is set to 1 if the number is negative, and cleared to 0 if it's positive, and that's where the N flag gets its name.

V (bit 6)—Overflow flag. This flag is important in twos complement arithmetic, but elsewhere it is rarely used. In the interest of simplicity, we'll say no more about it.

Bit 5 has no name, and is always set to 1. Since nothing can change it, it is of no use to the programmer.

B (bit 4)—Break flag, set whenever a BRK instruction is executed, clear at all other times. Rarely used by beginners.

D (bit 3)—Decimal flag. When D is set by the programmer, the 6502 does its arithmetic in BCD, binary coded decimal, which is yet another exotic type of computer math. Fortunately for nonexperts, it's seldom used, and the beginner's only concern with the D flag is to be sure it is

not set unintentionally, because when it is, program behavior can be bizarre.

I (bit 2)—Interrupt mask. When this bit is set, the computer will not honor interrupts, such as those used for keyboard scanning in many computers. It is widely used, but so different from the other flags that we'll say no more about it.

Z (bit 1)—Zero flag. This one's used a great deal, and basically the computer sets it when the result of any operation is zero. Load the X-register with \$00, and you set the zero flag. Subtract \$32 from \$32, and you do the same. Many 6502 instructions affect the Z flag, and there's always a "zero or not-zero" aspect to it, but it's not always obvious to the novice when a zero condition exists. This is probably the most important of the flags, and if you master it, mastery of the others will be easy.

C (bit 0)—Carry flag. Carry is set whenever the accumulator rolls over from \$FF to \$00 (just like the odometer on a car, rolling over from all nines to all zeros). It's also set by various rotation and comparison instructions. The carry flag is about as important as the Z flag, and a little more mysterious, at least to me, but its operation is really rather simple.

Next month we'll go through some practical examples to demonstrate exactly how everything works. ©

SOFTWARE ALWAYS DISCOUNTED

Now you can get deep discounts on micro software by taking advantage of Software City's tremendous Purchasing Power.

We buy from leading software publishers in wholesale quantities, so you benefit with substantial savings on every program, every day — whether buying for home or business.

Low prices, great selection and friendly service have made us the nation's largest chain of software stores. Start putting our Purchasing Power to work for you today!

Software City

WE TAKE THE BYTE OUT OF HIGH COMPUTER SOFT & HARDWARES!

CALL 1-800-372-0214 & SAVE!

CBS SOFTWARE

ATARI

IBM

SHARP

COMMODORE

apple

SANYO

COLECO

AND MANY, MANY MORE!

MODEMS		PRINTERS	
AnchorVolkmodem	\$59.00	AX10M AT 550	\$259.00
Anchor Mark VI	\$159.00	Gemini 10X	\$269.00
Anchor Mark XII	\$289.00	Gemini 15X	\$395.00
Hayes Smart Com 11	\$ 75.00	Delta 10	\$489.00
Hayes 300	\$209.00	Power Type	\$399.00
Anchor Mark VII	\$119.00	AX10M AT 700 (color)	\$499.00
C-64 Automodem	\$89.00	Panasonic 1091	\$309.00
DISKETTES		SOFTWARE	
Computer Warehouse ss/dd	\$15.95	Zork I, II or III	\$29.95
Elephant ss/sd	\$16.95	Super Base 64	\$69.95
Elephant ss/dd	\$19.95	Paper Clip w/spell	\$79.95
Maxell MDI	\$24.95	Home Accountant	\$59.95
Verbatim ds/dd	\$24.95	Bank Street Writer	\$49.95
Ultra Magnetics ss/sd	\$15.95	Atari Writer	\$74.95
		The Consultant	\$74.95
		Multiplan	\$74.95

Send for free monthly special sheet. \$3 for software, hardware & educational catalogs

FREE Computer Warehouse Diskette with every purchase.

COMPUTER WAREHOUSE

8764 S.W. 133 ST., MIAMI, FLORIDA 33156

ALABAMA: Birmingham (205) 591-8314 • Huntsville (205) 536-9456
 ARIZONA: Phoenix (602) 264-1422 • Tucson (602) 721-1008
 CALIFORNIA: Concord (415) 676-6662 • San Diego (coming soon)
 San Francisco (415) 543-0543 COLORADO: Westminster (303) 430-8708
 CONNECTICUT: Danbury (203) 748-5764 • W. Hartford (203) 232-2826
 Orange (203) 799-2119 • Stamford (203) 359-1414
 DELAWARE: Wilmington (302) 478-4880
 FLORIDA: Orange Park (904) 264-3102 • St. Petersburg (813) 345-5132
 Sarasota (813) 923-4040 • Tampa (813) 961-8081
 GEORGIA: Atlanta (404) 257-1833 • Augusta (404) 733-3707
 Columbus (404) 327-9578 IDAHO: Idaho Falls (208) 522-6099
 ILLINOIS: Arlington Heights (312) 259-4260
 INDIANA: Indianapolis (317) 253-8586 • Mishawaka (219) 272-9709
 IOWA: Davenport (319) 386-2345 KENTUCKY: Louisville (502) 893-3838
 LOUISIANA: Baton Rouge (504) 925-1152
 MARYLAND: Bethesda (301) 468-1001
 MASSACHUSETTS: Lexington (617) 861-0116 • W. Springfield (413) 739-5101
 MICHIGAN: Ann Arbor (313) 996-4500 • Okemos (517) 349-2340
 Southfield (313) 559-6966 • Sterling Heights (313) 978-3709
 MISSOURI: Creve Coeur (314) 434-3311 • Independence (816) 461-1260
 NEBRASKA: Omaha (402) 333-5427
 NEW JERSEY: Bergenfield (201) 387-8388 • Cherry Hill (609) 424-8155
 Englishtown (201) 972-1150 • Fair Lawn (201) 791-8793
 Green Brook (201) 968-7780 • Hamilton (609) 890-1066
 Linwood (609) 927-3393 • Midland Park (201) 447-9794
 Montvale (201) 391-0931 • Morristown (201) 267-3353
 Parsippany (201) 575-4574 • Pompton Lakes (201) 831-1004
 Red Bank (201) 747-6490 • Ridgefield (201) 943-9444 • Summit (201) 273-7904
 Teaneck (201) 692-8298 NEVADA: Las Vegas (702) 737-8811
 NEW YORK: Albany (518) 456-1111 • Brooklyn (212) 372-6512
 Buffalo (716) 838-4950 • Fairport (716) 223-3723 • Forest Hills (212) 261-1141
 Great Neck (516) 482-4929 • Manhattan (212) 832-0760
 Mt. Kisco (914) 666-6036 • North White Plains (914) 946-1800
 Staten Island (212) 351-9217 • Spring Valley (914) 352-3444
 Syracuse (315) 445-2577 • Wappingers Falls (914) 297-5035
 NORTH CAROLINA: Charlotte (704) 366-5218 • Fayetteville (919) 864-7293
 Greensboro (919) 852-3109 • Raleigh (coming soon)
 OHIO: Centerville (513) 439-1237 • Columbus (614) 888-6660
 Cleveland (216) 473-8124 OKLAHOMA: Tulsa (918) 744-0558
 PENNSYLVANIA: Bethel Park (412) 854-1777 • Exton (215) 524-1483
 Fairless Hills (215) 943-4544 • King of Prussia (coming soon)
 Pittsburgh (412) 367-0441 • Whitehall (215) 434-3060
 SOUTH CAROLINA: Spartanburg (803) 574-4713
 TEXAS: Austin (512) 458-2101 • Dallas (214) 392-4499
 Houston (coming soon) VERMONT: Burlington (802) 864-6981
 VIRGINIA: Falls Church (703) 845-9393 • Richmond I (804) 740-8400
 Richmond II (804) 320-2244 • Virginia Beach (804) 463-8220
 WASHINGTON: Bellevue (206) 451-1141
 CANADA: Halifax, Nova Scotia (coming soon)
 London, Ontario (coming soon)
 Montreal, Quebec (look for Logville) (514) 336-3312
 ENGLAND: London 01/352-9220 PUERTO RICO: San Juan (809) 781-9357
 Business Catalog at all stores.
 RETAIL STORE FRANCHISES AVAILABLE. Offering by prospectus only.
 Write Software City, Dept. C, 1415 Queen Anne Rd., Teaneck, NJ 07666.

Unicopy

Single Disk Copying For The Commodore 64

Jim Butterfield, Associate Editor

Copying programs and sequential files can sometimes be difficult. There are backup programs, of course; but they require that you copy the whole disk, and sometimes you just want to copy one or two programs. LOAD and SAVE work for simple BASIC programs, but not for anything complex. Well-equipped users have two disk drives and can use utilities that will transfer from one to the other.

Dual disk units (notably the Commodore 4040) don't quite do the job for Commodore 64 owners. There's a slight format difference between 4040 and 1541 that makes it undesirable to write on a disk formatted on the other unit. Thus, a 4040-copied disk is not well-suited for the 1541 if you wish to write further material to the disk.

"Unicopy" will help to solve these problems. It will take your choice of programs or sequential files from the disk and hold them in memory. When you're finished, or when memory is full, you can then write the files to a new disk or to cassette tape.

Buffering Files

As you scan the input disk, you'll be offered programs and sequential files for copying. You may tap the Y or N key to signal: yes, you want to copy this file; or no, you don't want this one. More on this in a moment.

Before presenting you with the filename, Unicopy looks at the size of the file and the amount of memory space that is left. If the file is too big to fit, the program won't offer it to you; instead, it will signal MORE and quit scanning the directory. That way, you know that there is

more on the disk, but it can't be fitted in this time. Unicopy could catch the missing files on a subsequent run. The program will not skip by the big ones to look at smaller files later in the directory, since it might be important to you to keep a group of files in the same order as they were shown on the previous disk.

There's one exception to the big files rule. If the file won't fit into the whole memory buffer area, there's no way to copy it with this program. Unicopy will skip such jumbo files.

How big is the buffer area? It depends on how your Commodore 64 is configured. If it's a "clean" system with no other resident programs, Unicopy will throw out BASIC (temporarily) and use all the memory it can get—about 48K, or the equivalent of 192 disk blocks. On the other hand, a program in residence—monitor, DOS wedge, interface package, or whatever—must not be disturbed; in this case, UNICOPY will become conservative and restrict itself to less than 36K or 144 disk blocks. The exact amount of space will depend on the other program's location and size.

You'll be asked "Any resident programs?" at the start of Unicopy; buffer size will be set accordingly.

One more thing: If you plan to direct the output to cassette tape, Unicopy must insure that no more than 28K or 112 blocks are used. Tape routines forbid writing a program from above address 32766; so Unicopy will trim accordingly. By the way, this solves a subtle problem with cassette tape: Normally, you can never save memory above hex \$7FFE; but Unicopy will move the program down and save it successfully from where it is held in lower memory.

MICRO-SYS DISTRIBUTORS. THE COMMODORE CONNECTION.

commodore

SOFTWARE FOR C-64

Business

Multiplan (Spreadsheet)	\$ 63.00
Calc Result (Easy)	\$ 45.00
Calc Result (Advanced)	\$ 95.00
Superbase 64	\$ 95.00
Mirage Concepts (Data Base)	\$ 89.00
Mirage Concepts (Word Processor) (40/80 c/m & 30K Dictionary)	\$ 89.00
Mirage Concepts (Report Generator)	\$ 49.00
Home Accountant (Continental)	\$ 49.00
Tax Advantage (Continental)	\$ 39.00
Southern Solutions Accounting G/L, A/R, A/P, P/R, I/M each	\$ 69.95

Utilities

Disk Utility Program (Fast Copy, File Copy, Disassembler & more)	\$ 49.00
Smart + 64 Terminal	\$ 49.00
TOOL 64	\$ 39.95
Simon's Basic	\$ 39.95
80 Column Expander (Cartridge)	\$ 60.00

ACCESSORIES

Solo Flight (Simulator)	\$ 34.95
Hellcat Avenger	\$ 34.95
Oscar by Databar (Bar Code Reader)	\$ 79.95
CBM 1541 (new version)	\$ 269.00
Concord Parallel Disk Drive	\$ 345.00
Concord Slave Drive	Call
MSD Super Disk (Single)	\$ 395.00
MSD Super Disk (Dual)	\$ 695.00
1600 Modem	\$ 63.00
Vic 1650 Automatic Modem	\$ 109.95
Hayes Smart 300 Modem	\$ 249.00
Hayes Smart 1200 Modem	\$ 629.00
Vic 1530 Datasette	\$ 65.00
Cardco Datasette	\$ 55.00
5 Slot Expander (64)	\$ 65.00
Printer Utility Program (Cardco)	\$ 19.95
64 Relay Cartridge	\$ 45.00
Numeric Key Pad	\$ 49.00
Alien Voice Box (Talks & Sings)	\$ 119.00
When I'm 64 (Voice Box Sings)	\$ 35.00
Voice Box Dictionary	\$ 35.00
Texas Instruments LCD Programmer	\$ 55.95
Verbatim Diskettes:	
Single Sided/Single Density	\$ 26.00
Single Sided/Double Density	\$ 30.00
Double Sided/Double Density	\$ 42.00
Vic 20:	
3-Slot Expander	\$ 39.00
6-Slot Expander	\$ 79.95

16K Memory	\$ 79.95
CBM 4023 Ribbons	\$ 9.95
CBM 8023 Ribbons	\$ 9.95
Flip N' File 10, 15, 25, 50	Call
Power Strips w/surge stopper	Call
Computer Care Kit	\$ 19.95
Disk Cleaning Kit	\$ 12.95

INTERFACES

Superbox (Transparent IEEE, 3-Slot, Reset)	\$ 139.95
Interpod (Intelligent IEEE & RS-232)	\$ 139.95
The Connection (By Tymac) (Commodore Graphics + 2K Buffer)	\$ 95.00
Cardco + G Parallel Interface	\$ 89.00
Vic Switch	\$ 149.95
IEEE to Centronics	\$ 149.95
Pet-to-IEEE Cable	\$ 39.00
IEEE-to-IEEE Cable	\$ 49.00
4 Prong A/V Cable	\$ 15.00
Centronics Cable (male to male)	\$ 34.95
RS232 Cable (male to male)	\$ 31.95
Networking for C-64 & CBM Equipment	Call

MONITORS

CBM 1702 Color Monitor	\$ 269.00
Panasonic TR-120 (Green)	\$ 142.00
Panasonic TR-120 (Amber)	\$ 156.00
Panasonic DT-1300 Color	\$ 425.00
Monitor Stand (Tilt & Swivel)	\$ 29.95
RGB Monitor Cable: ET-100C (Apple)	\$ 33.80
ET-101C (IBM)	\$ 33.80
Green & Amber Monitors	\$ 95.00

LETTER QUALITY PRINTERS

CBM 6400 Printer	\$1425.00
Abati (20 CPS)	\$ 475.00
Cardco LQ/1 Printer	\$ 495.00
NEC Spinwriter	Call

DOT MATRIX PRINTERS

CBM MPS-801 Printer (50cps)	\$ 245.00
---------------------------------------	-----------

Call to Order

1-800-527-1738

All Others Call

1-214-231-2645

Micro-Sys

D I S T R I B U T O R S

CBM 4023 (100 CPS)	\$ 339.00
CBM 8023 (160 CPS)	\$ 565.00
Panasonic KX-P1090 (100 CPS)	\$ 285.00
Panasonic KX-P1091 (120 CPS)	\$ 325.00
Panasonic KX-P1092 (180 CPS)	Call
Panasonic KX-P1093	Call

COMMODORE BUSINESS MACHINES

Executive 64 Portable	\$ 795.00
B128-80 (128K 80 column)	\$ 695.00
SuperPet (5 languages)	\$1059.00
CBM 8032	\$ 595.00
CBM 8096	\$ 675.00
CBM 2031 single disk	\$ 295.00
CBM 8050 Dual Disk 1 meg.	\$ 995.00
CBM 8250 Dual Disk 2 meg.	\$1295.00
CBM 9060 Hard Disk/5 Meg.	\$2195.00
64K Expansion Board	\$ 275.00
SuperPet Upgrade Kit	\$ 695.00

BUSINESS SOFTWARE — 8032/8096

Wordpro 4 + or 5 +	\$ 295.00
Calc Result	\$ 199.95
The Manager	\$ 199.00
Superbase (8096 only)	\$ 225.00
BPI Accounting System 6 Separate Modules each	\$ 325.00
Southern Solutions Accounting 5 Separate Modules each	\$ 285.00
McTerm Communications Package	\$ 175.00

BUSINESS SOFTWARE — B128

Superscript II (40K Dictionary)	\$ 199.00
Superbase (Data Base)	\$ 199.00
Complete Accounting System (G/L, A/R, A/P, O/E, P/R, I/M)	\$ 199.00
Calc Result	\$ 199.00

TERMS

Orders under 50.00 add 10.00 Handling fee
MasterCard, VISA, Money Order, Bank Check
COD (add 5.00)
Add 3% For Credit Cards

All Products In Stock Shipped Within 24 Hours

F.O.B. Dallas, Texas
All Products Shipped With Manufacturers
90 Day Warranty

**PRICES ARE SUBJECT TO
CHANGE WITHOUT NOTICE.**

DEALERS INQUIRIES WELCOME

Initial Tasks And First Questions

If you're copying to another disk, be sure that the destination disk is formatted before running Unicopy. The disk may already be formatted if you're just adding some new files; but if not, remember to NEW it, since Unicopy won't do the job for you. You may copy files to more than one disk; format them all as necessary.

We've already mentioned ANY RESIDENT PROGRAMS?; answer Y or N.

OUTPUT TO TAPE OR DISK? calls for touching the T or D key.

If you select tape, you'll be asked WRITE END-OF-TAPE MARK? If you respond with N, you'll copy the programs to tape and that's all. If you answer Y, you'll copy the programs to tape and then write a special block called a "tape mark." Here's what the tape mark does: At some later time, if you're searching through this tape for a particular file, the tape mark will stop the search.

Thus, if you don't find the file you want on tape, you won't go running through the whole tape, most of which is blank. An unsuccessful search will terminate early, thanks to the tape mark.

DISK INPUT PATTERN? allows you to use pattern matching. You're prompted with the asterisk; if you want to see everything, just press RETURN. But there are many other combinations. AR* will present only programs that begin with AR, such as: AR, ARCHER, ARM, or ARRRRGH. R?D? will present you with such names as REDS, RIDE, or R2D2, but not RIDDLE. *=P will offer programs only. And PLUTO will offer you only a file called PLUTO.

When you are presented with names from the directory, you may tap Y or N to accept or reject the files for copying. If you know that you want to take or reject a sequence of files, you may hold down the appropriate key. The RETURN key acts to "lock in" the previous key, so that pressing Y, RETURN will accept everything and N, RETURN will reject everything.

The Output

Eventually the questionnaire will stop, and the computer will advise READING FILES. The programs or sequential files will be brought into the buffer area. The programs won't be in their usual place in memory, but that doesn't matter; we just want to copy them, not to run them.

After the files are loaded, the computer will say READY TO WRITE FILES; PRESS ANY KEY. Don't press a key—yet.

If you're writing to cassette tape, place the tape in the drive. If you have time and think it's necessary, fast forward and rewind the tape to even up the tension. Finally, press PLAY and

RECORD and touch any key on the keyboard. The tape will start to write: The screen will go blank, of course.

If you're writing to another disk, take the source disk out of the drive and insert the destination disk. (You did make sure that the destination disk was preformatted, didn't you?) Now touch any key on the keyboard. As the files write to the disk, you'll see their names displayed.

If any errors are encountered during input or output, you'll be told about them.

When the copying job is done, you'll be asked ANOTHER OUTPUT? If you want to write to another tape or disk, put it into the drive and press Y for "yes." Otherwise, press N and the job is done.

The Generator

The listing given here is a generator program that will write Unicopy for you. The DATA statements will be checked carefully for accuracy before Unicopy is created for you; you'll be told of any errors.

Type in the program. Take special care with lines 200 to 320; and don't miss the semicolon at the end of line 300. When the program is complete, place a disk into your disk drive (Unicopy will be written onto it) and type RUN.

It will take the generator over a minute to check the accuracy of your DATA statements. If there are any errors, you'll be told about them (the line number will be given) and Unicopy will not be written.

If there are no errors in the DATA statements, Unicopy will be written to disk ready to be loaded and used.

Other Types Of Files

Unicopy does not attempt to copy USR or REL type files, nor does it try to copy "direct" data. This type of job should be done by the programs which use these types of files.

Unicopy

```
1 DATA 1,8,11,8,100,0,158,50,48,54,51,0,-
   45 :rem 35
2 DATA 0,0,53,0,160,255,140,34,15,169,89,
   141,-5 :rem 242
3 DATA 33,15,169,0,141,37,15,141,39,15,16
   9,13,-39 :rem 100
4 DATA 32,210,255,200,185,186,13,208,247,
   165,55,141,-50 :rem 138
5 DATA 43,15,165,56,141,44,15,32,207,255,
   201,78,-44 :rem 200
6 DATA 208,13,169,0,141,43,15,169,208,141
   ,44,15,-35 :rem 196
7 DATA 141,39,15,32,115,13,201,68,240,15,
   162,0,-13 :rem 128
8 DATA 142,39,15,169,127,205,44,15,176,3,
   141,44,-55 :rem 208
```

9 DATA 15,169,122,133,141,169,15,133,142, 24,173,44,-44 :rem 93	44 DATA 228,255,170,240,17,201,32,240,246 ,141,32,15,-62 :rem 128
10 DATA 15,229,142,141,35,15,169,15,162,8 ,160,111,-23 :rem 28	45 DATA 153,51,15,169,44,153,50,15,200,20 0,96,56,-42 :rem 245
11 DATA 32,186,255,169,0,162,49,160,15,32 ,189,255,-34 :rem 54	46 DATA 173,35,15,237,38,15,141,35,15,238 ,37,15,-3 :rem 155
12 DATA 32,192,255,160,255,169,13,32,210, 255,200,185,-13 :rem 182	47 DATA 160,17,185,52,15,145,141,136,16,2 48,24,165,-12 :rem 96
13 DATA 51,14,208,247,160,0,185,75,14,153 ,49,15,-35 :rem 199	48 DATA 141,105,22,133,141,165,142,105,0, 133,142,96,-40 :rem 122
14 DATA 200,192,3,208,245,32,207,255,201, 13,240,6,-49 :rem 28	49 DATA 160,0,162,0,202,208,253,136,208,2 48,165,203,-35 :rem 135
15 DATA 153,49,15,200,208,243,140,30,15,1 60,255,169,-41 :rem 132	50 DATA 45,34,15,141,31,15,32,228,255,201 ,89,240,-27 :rem 242
16 DATA 13,32,210,255,200,185,232,14,208, 247,169,1,-11 :rem 76	51 DATA 17,201,78,240,13,201,13,240,15,17 3,31,15,-19 :rem 227
17 DATA 162,8,160,96,32,186,255,173,30,15 ,162,49,-50 :rem 5	52 DATA 201,64,240,226,208,11,141,33,15,1 69,255,44,-26 :rem 85
18 DATA 160,15,32,189,255,32,192,255,169, 13,32,210,-29 :rem 100	53 DATA 169,0,141,34,15,173,33,15,201,78, 240,5,-42 :rem 140
19 DATA 255,162,1,32,198,255,32,228,255,3 2,228,255,-47 :rem 111	54 DATA 32,26,10,144,3,32,192,10,96,162,1 5,32,-9 :rem 40
20 DATA 32,228,255,141,31,15,32,228,255,1 3,31,15,-9 :rem 186	55 DATA 198,255,160,0,32,228,255,153,72,1 5,200,201,-47 :rem 91
21 DATA 240,122,169,0,141,32,15,141,41,15 ,32,228,-36 :rem 225	56 DATA 13,240,8,192,49,176,4,165,144,240 ,237,32,-55 :rem 5
22 DATA 255,141,38,15,32,228,255,240,3,23 8,41,15,-34 :rem 243	57 DATA 204,255,169,13,153,72,15,173,72,1 5,201,49,-37 :rem 53
23 DATA 173,38,15,240,17,56,173,35,15,237 ,38,15,-4 :rem 155	58 DATA 144,18,238,42,15,160,0,185,72,15, 201,13,-32 :rem 191
24 DATA 176,3,238,41,15,32,210,9,240,198, 32,228,-29 :rem 203	59 DATA 240,6,32,210,255,200,208,243,96,1 69,145,32,-38 :rem 99
25 DATA 255,170,208,250,173,32,15,201,83, 240,16,201,-4 :rem 75	60 DATA 210,255,169,32,162,25,32,210,255, 202,208,250,-3 :rem 125
26 DATA 80,208,181,173,41,15,240,7,173,37 ,15,240,-17 :rem 247	61 DATA 169,145,32,210,255,169,13,76,210, 255,230,141,-1 :rem 136
27 DATA 171,208,36,140,36,15,160,2,185,50 ,15,32,-26 :rem 191	62 DATA 208,2,230,142,165,141,205,43,15,1 65,142,237,-54 :rem 133
28 DATA 210,255,200,204,36,15,144,244,169 ,13,32,210,-27 :rem 127	63 DATA 44,15,96,169,122,133,139,169,15,1 33,140,165,-26 :rem 156
29 DATA 255,32,204,255,32,63,10,162,1,32, 198,255,-25 :rem 248	64 DATA 141,141,45,15,165,142,141,46,15,1 60,18,140,-50 :rem 79
30 DATA 76,227,8,160,255,169,32,32,210,25 5,200,185,-44 :rem 94	65 DATA 36,15,136,177,139,153,52,15,201,1 60,208,3,-9 :rem 253
31 DATA 15,15,208,247,32,204,255,169,1,32 ,195,255,-54 :rem 47	66 DATA 140,36,15,136,16,241,238,36,15,23 8,36,15,-29 :rem 2
32 DATA 160,255,169,13,174,37,15,208,11,3 2,210,255,-4 :rem 35	67 DATA 160,18,165,141,145,139,200,165,14 2,145,139,160,-1 :rem 241
33 DATA 200,185,78,14,208,247,240,69,32,2 10,255,200,-56 :rem 142	68 DATA 0,140,42,15,185,50,15,32,210,255, 200,204,-49 :rem 232
34 DATA 185,95,14,208,247,32,234,10,32,86 ,13,173,-64 :rem 1	69 DATA 36,15,144,244,169,32,32,210,255,1 69,2,162,-62 :rem 52
35 DATA 39,15,240,4,169,54,133,1,32,176,1 1,32,-64 :rem 96	70 DATA 8,160,98,32,186,255,173,36,15,162 ,50,160,-36 :rem 6
36 DATA 204,255,173,39,15,240,4,169,55,13 3,1,160,-45 :rem 251	71 DATA 15,32,189,255,32,192,255,32,132,1 0,176,37,-63 :rem 50
37 DATA 255,169,13,32,210,255,200,185,213 ,14,208,247,-53 :rem 191	72 DATA 162,2,32,198,255,32,228,255,160,0 ,145,141,-51 :rem 40
38 DATA 32,228,255,170,208,250,32,228,255 ,201,89,240,-1 :rem 144	73 DATA 32,217,10,176,20,166,144,240,240, 32,132,10,-33 :rem 69
39 DATA 203,201,78,208,245,169,15,32,195, 255,96,160,-9 :rem 116	74 DATA 176,11,160,20,165,141,145,139,200 ,165,142,208,-31 :rem 231
40 DATA 20,169,160,153,51,15,136,208,250, 32,228,255,-54 :rem 138	75 DATA 4,160,21,169,0,145,139,24,165,139 ,105,22,-21 :rem 244
41 DATA 170,240,55,201,34,208,246,160,2,3 2,228,255,-43 :rem 81	76 DATA 133,139,165,140,105,0,133,140,32, 204,255,169,-52 :rem 185
42 DATA 201,34,240,9,153,50,15,200,170,20 8,242,240,-19 :rem 70	77 DATA 2,32,195,255,169,13,32,210,255,17 3,42,15,-53 :rem 254
43 DATA 33,32,228,255,170,240,27,201,32,2 08,246,32,-2 :rem 29	

78 DATA 208,3,32,192,10,165,139,205,45,15,165,140,-58 :rem 50

79 DATA 237,46,15,176,3,76,252,10,96,169,122,133,-25 :rem 13

80 DATA 139,169,15,133,140,173,40,15,201,68,208,23,-15 :rem 89

81 DATA 162,15,32,201,255,169,73,32,210,255,169,48,-17 :rem 101

82 DATA 32,210,255,169,13,32,210,255,32,204,255,160,-38 :rem 134

83 DATA 18,140,36,15,136,177,139,153,52,15,201,160,-28 :rem 95

84 DATA 208,3,140,36,15,136,16,241,172,36,15,136,-7 :rem 198

85 DATA 185,52,15,141,32,15,172,36,15,169,44,153,-9 :rem 211

86 DATA 52,15,200,169,87,153,52,15,200,200,200,140,-22 :rem 72

87 DATA 36,15,160,18,177,139,133,141,200,177,139,133,-40 :rem 199

88 DATA 142,200,177,139,141,43,15,200,177,139,240,65,-27 :rem 199

89 DATA 141,44,15,160,0,173,40,15,201,68,240,21,-12 :rem 181

90 DATA 185,52,15,153,50,15,200,204,36,15,144,244,-14 :rem 30

91 DATA 56,173,36,15,233,6,141,36,15,160,0,140,-41 :rem 138

92 DATA 42,15,185,50,15,32,210,255,200,204,36,15,-38 :rem 237

93 DATA 144,244,169,32,32,210,255,173,40,15,201,68,-3 :rem 40

94 DATA 240,6,32,208,12,76,154,12,169,2,162,8,-20 :rem 97

95 DATA 160,98,32,186,255,173,36,15,162,50,160,15,-54 :rem 59

96 DATA 32,189,255,32,192,255,32,132,10,176,23,162,-23 :rem 99

97 DATA 2,32,201,255,160,0,177,141,32,210,255,32,-33 :rem 232

98 DATA 217,10,144,246,32,204,255,32,132,10,169,2,-4 :rem 241

99 DATA 32,195,255,169,13,32,210,255,173,42,15,208,-27 :rem 107

100 DATA 3,32,192,10,24,165,139,105,22,133,139,165,-58 :rem 83

101 DATA 140,105,0,133,140,165,139,205,45,15,165,140,-62 :rem 168

102 DATA 237,46,15,176,3,76,214,11,173,40,15,201,-22 :rem 233

103 DATA 84,208,5,169,5,32,106,247,96,169,2,162,-17 :rem 214

104 DATA 1,160,1,32,186,255,173,36,15,162,50,160,-10 :rem 229

105 DATA 15,32,189,255,173,32,15,201,83,208,29,32,-52 :rem 43

106 DATA 192,255,162,2,32,201,255,160,0,177,141,32,-38 :rem 81

107 DATA 210,255,32,217,10,144,246,32,204,255,169,2,-60 :rem 130

108 DATA 32,195,255,96,32,56,248,160,1,177,141,153,-41 :rem 104

109 DATA 193,0,136,16,248,32,217,10,32,217,10,56,-13 :rem 236

110 DATA 173,43,15,229,141,141,47,15,173,44,15,229,-14 :rem 86

111 DATA 142,141,48,15,24,165,193,109,47,15,133,174,-18 :rem 143

112 DATA 165,194,109,48,15,133,175,169,1,170,32,106,-38 :rem 149

113 DATA 247,165,141,133,193,165,142,133,194,173,43,15,-28 :rem 41

114 DATA 133,174,173,44,15,133,175,32,103,248,96,160,-27 :rem 195

115 DATA 255,169,13,32,210,255,200,185,112,14,208,247,-10 :rem 227

116 DATA 32,228,255,168,208,250,32,228,255,168,240,250,-55 :rem 47

117 DATA 32,192,10,96,160,255,169,13,32,210,255,200,-12 :rem 129

118 DATA 185,159,14,208,247,32,228,255,168,208,250,32,-9 :rem 213

119 DATA 228,255,201,84,240,4,201,68,208,245,32,210,-50 :rem 134

120 DATA 255,141,40,15,201,68,240,30,160,255,169,13,-8 :rem 79

121 DATA 32,210,255,200,185,186,14,208,247,32,228,255,-30 :rem 234

122 DATA 201,89,240,7,201,78,208,245,238,40,15,32,-63 :rem 41

123 DATA 210,255,96,147,13,13,85,78,73,67,79,80,-6 :rem 176

124 DATA 89,32,32,86,49,46,49,32,32,74,73,77,-26 :rem 80

125 DATA 32,66,85,84,84,69,82,70,73,69,76,68,-14 :rem 94

126 DATA 13,13,70,79,82,77,65,84,32,79,85,84,-62 :rem 84

127 DATA 80,85,84,32,68,73,83,75,83,32,73,78,-58 :rem 92

128 DATA 32,65,68,86,65,78,67,69,13,13,65,78,-54 :rem 95

129 DATA 89,32,82,69,83,73,68,69,78,84,32,80,-33 :rem 98

130 DATA 82,79,71,82,65,77,83,32,46,46,46,46,-30 :rem 75

131 DATA 13,40,87,69,68,71,69,44,32,77,79,78,-15 :rem 87

132 DATA 73,84,79,82,44,32,76,73,78,75,41,63,-7 :rem 33

133 DATA 32,78,157,0,13,68,73,83,75,32,73,78,-56 :rem 75

134 DATA 80,85,84,32,80,65,84,84,69,82,78,63,-47 :rem 92

135 DATA 32,42,157,0,36,48,58,13,42,42,32,78,-48 :rem 58

136 DATA 79,32,70,73,76,69,83,32,42,42,13,0,-52 :rem 10

137 DATA 32,82,69,65,68,73,78,71,32,70,73,76,-3 :rem 32

138 DATA 69,83,58,13,0,42,42,32,82,69,65,68,-60 :rem 23

139 DATA 89,32,84,79,32,87,82,73,84,69,32,70,-51 :rem 91

140 DATA 73,76,69,83,32,42,42,13,32,32,32,32,-39 :rem 50

141 DATA 32,80,82,69,83,83,32,65,78,89,32,75,-2 :rem 28

142 DATA 69,89,13,0,79,85,84,80,85,84,32,84,-47 :rem 40

143 DATA 79,32,84,65,80,69,32,79,82,32,68,73,-41 :rem 83

144 DATA 83,75,63,32,42,157,0,87,82,73,84,69,-58 :rem 83

145 DATA 32,69,78,68,45,79,70,45,84,65,80,69,-34 :rem 96

```


146 DATA 32,77,65,82,75,63,32,42,157,0,32
,65,-3 :rem 10
147 DATA 78,79,84,72,69,82,32,79,85,84,80
,85,-49 :rem 112
148 DATA 84,63,32,13,0,72,79,76,68,32,68,
79,-37 :rem 35
149 DATA 87,78,32,39,89,39,32,79,82,32,39
,78,-4 :rem 52
150 DATA 39,32,84,79,32,83,69,76,69,67,84
,32,-7 :rem 42
151 DATA 70,73,76,69,83,13,13,0,32,32,32,
32,-17 :rem 250
152 DATA 32,46,46,46,32,77,79,82,69,13,0,
-31 :rem 122
200 DATA {2 SPACES}153 :rem 69
210 M=63:T=63 :rem 186
220 READ X:L=PEEK(M):H=L=200:IF H THEN L=
X :rem 137
230 V=R<>L:S=(T<>63 AND V) :rem 187
240 IF V THEN T=L:IF NOT S THEN R=R+1:S=R
<>L :rem 226
250 T=(T*3+X)AND 63 :rem 233
260 IF S THEN PRINT "ERROR LINE";R:E=-1
:rem 211
270 R=L:IF NOT H GOTO 220 :rem 67
280 IF E THEN STOP :rem 227
290 X=-1:RESTORE:OPEN 1,8,3,"0:UNICOPY64,
P,W" :rem 182
300 IF X>=0 THEN PRINT#1,CHR$(X); :rem 70
310 READ X:L=PEEK(M):IF L<200 GOTO 300
:rem 61
320 CLOSE 1 :rem 60©

```

IT'S HERE!

FOR COMMODORE 64

DiskMaker



with MasterKey


**COMPLETELY AUTOMATIC
DISK BACKUP-COPY SYSTEM**

- **3 MIN. Copier! Writes ALL errors while copying!**
- **State of the "ARTS" Copier UNLOCKS your disks**
- **Fully AUTOMATIC, just load & swap disks**
- **Copies Half-tracks, Hidden ID's, DOS mismatch**

PAYS FOR ITSELF THE FIRST TIME YOU USE IT!
FASTEST & MOST ADVANCED COPIER YOU CAN BUY!

24 hr. Credit Card Order Line
805-687-1541 Ext. 94
Technical Line 805-682-4000 Ext. 55

ONLY **\$49.95**
ENTIRE SYSTEM

 C 1984
3463 State Street * Suite 1541F * Santa Barbara * CA 93105

For the
Commodore 64

SuperTerm

New
low price **\$89.95**

Telecomputing

with a difference!



SuperTerm — the only software that communicates with them all! Information networks such as CompuServe; business and university mainframes; free hobby bulletin boards.

Professionals and students: SuperTerm's VT102 emulation gets you on-line in style. Advanced video features, graphics, full-screen editing, 80/132 column through sidescrolling, extended keyboard — perfect for EDT, DECmail, etc. Even download your workfiles and edit off-line! Full printer and editor support; other emulations available.

Researchers and writers: SuperTerm's built-in text editor helps you create, edit, print, save, send and receive text files — articles, stories, reports, inventories, bibliographies — in short, it's your **information work station**. Access CompuServe, Dow Jones Information Network, Dialog/Knowledge Index, Western Union's Easylink, The Source, and many more. Optional Sprinter accessory saves printing time and \$ (see below).

Computer hobbyists: Join in the fun of accessing hundreds of free bulletin board systems (BBS) for Commodore, Apple, TRS-80, etc. Text mode with all BBS systems; up/downloading with Commodore BBS systems (Punter protocol). Special protocol for up/downloading with other SuperTerm owners. Popular "redial-if-busy" feature for use with automodems.

Get the information you need, for business or for fun,
with the software that communicates with them all!

Requires: Commodore 64, disk drive, and suitable manual- or auto-modem. Printer optional. Software on disk w/free backup copy. Extensive manual in deluxe binder.

SuperTerm's

SPRINTER Accessory \$69.95

With the Sprinter accessory, SuperTerm can perform **concurrent printing** — as text appears on your screen, it's simultaneously printed on your printer. Includes all necessary hardware for connecting your **parallel printer** and computer via the cartridge port. Simply plug-in and go. Free utility software for printing and listing as a stand-alone interface.

Requires: parallel printer such as Epson, Gemini, Microline, C.Itoh.
(Min. speed 35 cps.)

Commodore 64 is a trademark of Commodore Electronics, Ltd.

(816) 333-7200

Send for a free brochure.


 **MIDWEST
MICRO inc.**

MAIL ORDER: Add \$1.50 shipping and handling (\$3.50 for C.O.D.); VISA/Mastercard accepted (card# and exp. date). MO residents add 5.625% sales tax. Foreign orders payable U.S. U.S. Bank ONLY; add \$5 shp/hndlg.

311 WEST 72nd ST. • KANSAS CITY • MO • 64114

INSIGHT: Atari

Bill Wilkinson



Let me start my fourth year by discussing the biggest event in Atari history since the introduction of the 800 Home Computer. But first a moment's reflection on my years with COMPUTE!.

Sometime about three years ago, I was reading COMPUTE!'s "The Readers' Feedback" column when I noticed a couple of questions about Atari computers which the editorial staff hadn't answered. And I also noticed a question which a reader had answered incorrectly.

I reacted. I phoned COMPUTE! and, for reasons best known to himself alone, a nice gentleman by the name of Richard Mansfield listened to my ranting and raving. I started to write for COMPUTE!.


Since then, I have written many columns and have covered a wide range of topics. But now I feel that it's time to change the style of this column. When I started, I intended to answer two or three questions a month and perhaps add a tidbit of my own. Lately, though, I've paid less attention to what you, my readers, want and have shown you some exotic but (perhaps for many of you) uninteresting programs, etc.

I am going to try to revive the chitchat style of this column. It will be more fun for me to write like that again and, I hope, more fun for you to read.

Whither Atari?

As I write this, only a few days have passed since the bombshell exploded: Jack Tramiel bought Atari! I don't see how I could avoid commenting on this—even if I wanted to.

By the time you read this, some of the things I will speculate on here will have been reduced to the role of mere facts or—equally likely—humorous fiction. Nevertheless, I would like to try to play the crystal ball game. Bear with me, please, as I make some predictions:



Nobody pays a quarter of a billion dollars (even 1991 dollars) for a name alone. If Mr. Tramiel doesn't produce and sell some (many?) of Atari's current and/or soon-to-be-current products, he will have bought nothing at all (since the massive layoffs make it obvious that he has little use for the expertise of the people who *were* Atari).

What products will survive? Probably the 800XL. It's a good machine and can probably be cost-reduced to be truly competitive with the Commodore 64. It could well have an effective price/performance ratio for well into the next two years.

I'm not so sure about the peripherals. The disk drive, or a version of it, certainly. Printers, of course. The cassette recorder? It's a piece of junk, and everyone knows it. The much ballyhooed add-on box, with MSDOS, 80-column screen, 128K bytes, and an ice cream freezer? Maybe. But don't be surprised to see it licensed to a third-party, low-volume manufacturer. It's too difficult for a lean and mean company to support such a complex product.

A Fabulous Game Machine

What about the game machine side of Atari? Some have suggested that Mr. Tramiel will drop it like a hot potato. Baloney, I say. Why did he buy it then? Was he fooled by Warner and the ex-Atari management? I have heard Jack Tramiel called many things, but "stupid" is not one of them.

I have seen *and* played with the 7800 "Pro-System." It is a truly fabulous game machine (and it's even a fair computer, with 95 percent plus compatible Atari BASIC). Making it 100 percent compatible with the 2600 was a stroke of genius. When I buy one (and I will), I can keep

my collection of 20-odd 2600 cartridges. Though I suspect—having seen *Xevious* and *BallBlazer* and *Rescue on Fractulus* and *Robotron* and . . .—that they will be little used. Tens of millions, like the 2600? Maybe not. A few million? Definitely yes.

Now what about the supposedly all-important, superadvanced, already developed computer that Tramiel and associates are bringing to the game? Well, first of all, I don't know how far along that machine is. Designed? Almost certainly. Prototypes available? A good probability. Debugged and with software ready? Possible, but I seriously doubt it.

Personally, I expect to see an early prototype shown in January 1985, with "selling" models shown in June, both probably at the Consumer Electronics Shows.

An Atari Mac?

And what will this miracle machine, the savior of Atari as a "name" in the industry, look like? Ah, now there you've got me. I am skeptical about reports that it will be a "business" machine: Why buy a game company's name for such a scheme? But an integrated "noncomputer" such as the Macintosh? Sure! Maybe even "a computer for the rest of us" (Apple's Macintosh slogan) that is *affordable* by the rest of us.

Well, how did I score? Or is it still too soon to tell? I am more than a little interested in knowing the outcome.

Answered Letters

Several people, led by Lloyd Keller of Palmetto, Florida, wrote me about something I tossed in, offhand, in my June column. While discussing the Atari *Translator Disk*, I had said, "Of course, you don't turn the power off to boot anymore."

And why not? Because, on an 800XL or 1200XL, the *Translator Disk* software loads into the RAM which is shared with OS (the hidden, bank-selected RAM). It then switches out the ROM completely, leaving you with an Operating System in RAM which is much, much more compatible with the old Atari 800's OS. Many programs which will not work in XL machines suddenly work just fine.

However, since your OS is now in RAM, you certainly can't turn off the power in order to boot another disk (for example, a protected game). Similarly, some cartridges insist on the old OS before they will run. You can't turn off the power to plug them in and still retain the OS in RAM.

Thus, before running, the *Translator Disk* software allows you to change cartridges or diskettes and then tell it you are ready to do a pseudoboot. That's all there is to it.

Mr. Keller, however, pointed out that his manuals tell him not once but many times to never change a cartridge with the power on. Well, sometimes manuals tend toward the cautious side.

Point 1: Nobody sticks a cartridge out in plain sight and then designs the electronics so that a three-year-old's sticky fingers can zap the whole machine by removing it. Point 2: The OS in the XL machines has a complex cartridge-presence checker built in. It checks to see if a cartridge has been inserted or removed every time the OS is called or every 1/60 second.

The action of this checker varies between the 600XL/800XL and the 1200XL. On the former, it causes the machine to "hang" until you hit reset, at which point it does a power-on sequence. The 1200XL simply keeps trying to do a power-on sequence, over and over again, and could lock up as a result.

So my point remains: Someone could and should produce an inexpensive cartridge which would act like the *Translator Disk*, thus giving cassette-only owners access to a wider range of software.

The Loop That Shouldn't Work

Shame on all you loyal Atari readers. It took a couple of Commodore 64 owners to bring one of my mistakes to light. A. J. Bryant of Winnipeg, Canada, and David MacKenzie of Bethesda, Maryland, tried the FOR-NEXT nesting test that I presented in my March 1984 column on their 64 machines.

Lo and behold, the program works (it is supposed to fail). And Mr. MacKenzie even asked me if Microsoft knew something we didn't. Well, I couldn't take a challenge like that lying down, so I powered up our 64 (yes, we really do have one) and tried it myself. Hmm.

Then I tried it on my trusty 800XL. It worked there also! My face is red. Between the time I developed the test and the time I submitted it for publication by COMPUTE!, I tried to pretty it up. There is a variation on Murphy's law which is appropriate here: "If it ain't broke, don't fix it."

So Program 1 is the original FOR-NEXT test. It fails on all Atari computers. It fails on Commodore 64s and Applesoft. The normal mode of failure is to issue a NEXT WITHOUT FOR error at line 280.

At first, I was surprised when Apple Integer BASIC passed this test. But I soon discovered why: Integer BASIC doesn't treat nested FOR loops properly at all. Program 2 is another, simpler test I devised to smoke out BASICS which have this kind of problem, so let's take a quick look at it.

Line 10 and 20 simply set up a pair of nested loops. But then line 30 starts an outer loop over again (or at least an intelligent BASIC interpreter will think so, since we are reusing I as a loop variable). Thus, line 50 should cause an error, because starting the outer loop over should erase the information about the inner (FOR J) loop. Indeed, on all the BASICs I mentioned except Apple Integer BASIC, it does. With Integer BASIC, though, the error does not occur until line 60. Tch-tch.

If there are any BASICs which pass both these tests, I would like to hear of them. Thanks.

More Letters Next Month

I've already started wading through a pile of letters; and, although I obviously can't promise a response to every one, maybe I'll try to answer your question or comment next month. See you then.

Program 1: Original FOR-NEXT Test

```
100 REM IT IS NORMAL FOR THIS PROGRAM TO STOP
101 REM WITH AN ERROR ON LINE 280
110 PRINT "I","J","I*J"
```

```
120 FOR I=1 TO 9
130 FOR J=1 TO 9
140 PROD=I*J
150 IF PROD > 14 THEN 200
160 IF PROD > 10 THEN 190
170 PRINT I,J,PROD
180 NEXT J
190 NEXT I
200 PRINT "J","I","J*I"
210 FOR J=1 TO 9
220 FOR I=1 TO 9
230 PROD = J*I
240 IF PROD > 14 THEN 300
250 IF PROD > 10 THEN 280
260 PRINT J,I,PROD
270 NEXT I
280 NEXT J
290 STOP
300 STOP
```

Program 2: FOR-NEXT Test 2

```
10 FOR I=1 TO 3
20 FOR J=1 TO 3
30 FOR I=10 TO 12
40 PRINT I,J
50 NEXT J
60 NEXT I
```

MM
COMPUTER CENTER

Lowest Prices Fast Shipments

Indus GT-Atari	\$318	Software
Atari 410 CASSETTE RECORDER	\$ 36	MPP1000C Modern Direct Connect
Dynax Letter Quality Printer by Brother	\$379	Commodore Automodem
Mannesman Tally Spirit 80	\$259	Maxell MD1 Box 10
APE Interface-Atari	\$ 58	Walbash Single Density Box 10
Commodore 1526 Printer	\$278	Visi-Calc Atari
Postage-Handling < Hardware \$10 Foreign \$14 Software 4.00 >		
VISA Mastercard	Call 1-800-543-5500	COD Money Order
ASK FOR OPERATOR 525		

Super Cart

Copy Atari 400/800/XL Series Cartridges to Disk and run them from a Menu

ATARI CARTRIDGE-TO-DISK COPY SYSTEM \$69.95

Supercart lets you copy ANY cartridge for the Atari 400/800/XL Series to diskette, and thereafter run it from your disk drive. Enjoy the convenience of selecting your favorite games from a "menu screen" rather than swapping cartridges in and out of your computer. Each cartridge copied by Supercart functions exactly like the original. Supercart includes:

- * DISKETTE with:
 - COPY PROGRAM - Copies the cartridge to a diskette (up to 9 cartridges will fit on one disk.)
 - MENU PROGRAM - Automatically runs and displays a menu prompting user for a ONE keystroke selection of any cartridge on the disk.
- * CARTRIDGE:
 - "Tricks" the computer into thinking that the original "copy protected" cartridge has been inserted.

To date there have been no problems duplicating and running all of the protected cartridges that we know of. However, FRONTRUNNER cannot guarantee the operation of all future cartridges. Supercart is user-friendly and simple to use and requires no modifications of your hardware. **PIRATES TAKE NOTE: SUPERCART is not intended for illegal copying and/or distribution of copyrighted software. . . Sorry!!!**

SYSTEM REQUIREMENTS:


Atari 400/800 or XL Series Computer / 48K Memory / One Disk Drive

Available at your computer store or direct from FRONTRUNNER. DEALER INQUIRIES ENCOURAGED.
TOLL FREE ORDER LINE: (24 Hrs.) 1-800-648-4780 / In Nevada or for questions Call: (702) 786-4600
 Personal checks allow 2-3 weeks to clear. M/C and VISA accepted.
 Include \$3.50 (\$7.50 Foreign orders) for shipping.
FRONTRUNNER COMPUTER INDUSTRIES
 316 California Ave., Suite #712, Reno, Nevada 89509 - (702) 786-4600
 Others Make Claims. . . SUPERCART makes copies!!!
 ATARI is a trademark of Warner Communications, Inc.

Program Your Own EPROMS

▶ VIC 20
▶ C 64

\$99.50




PLUGS INTO USER PORT. NOTHING ELSE NEEDED. EASY TO USE. VERSATILE.

- Read or Program. One byte or 32K bytes!
- OR Use like a disk drive. LOAD, SAVE, GET, INPUT, PRINT, CMD, OPEN, CLOSE—EPROM FILES!
- Our software lets you use familiar BASIC commands to create, modify, scratch files on readily available EPROM chips. Adds a new dimension to your computing capability. Works with most ML Monitors too.
- Make Auto-Start Cartridges of your programs.
- The *promenade*™ C1 gives you 4 programming voltages, 2 EPROM supply voltages, 3 intelligent programming algorithms, 15 bit chip addressing, 3 LED's and NO switches. Your computer controls everything from software!
- Textool socket. Anti-static aluminum housing.
- EPROMS, cartridge PC boards, etc. at extra charge.
- Some EPROM types you can use with the *promenade*™

2758	2532	462732P	27128	5133	X2816A*
2516	2732	2564	27256	5143	52813*
2716	27C32	2764	68764	2815*	48016P*
27C16	2732A	27C64	68766	2816*	



▶ Commodore Business Machines *Denotes electrically erasable types

Call Toll Free: 800-421-7731
 In California: 800-421-7748



JASON-RANHEIM

580 Parrott St., San Jose, CA 95112

MACHINE LANGUAGE

Jim Butterfield, Associate Editor

Same Game, Different Players

It's sometimes hard to recognize a simple, obvious fact: Machine language runs in the same machine as the other languages, such as BASIC. Thus, if you want to figure out how to do something in machine language, you need only figure out how it's done in BASIC.

Programmers often have a blind spot. They feel that once they abandon BASIC they must relearn all about their machine from the beginning. But it's the same machine, and most things work essentially the same way.

I sometimes have questions from programmers that almost baffle me, since I have trouble recognizing this blind spot. For example: "How do I set the background color to white on the 64?" Just POKE 53281,1. "No, I mean in machine language." Yes; just put value 1 into address 53281, whatever that works out to be in hexadecimal. "But that's BASIC—I want machine language." That's neither BASIC nor machine language—that's how the 64 sets color. I get the feeling that some programmers somehow see a barrier that isn't there.

Special characters seem to be a major obstacle. Users often view Commodore's "programmed cursor" as something special to BASIC. It's not; it's part of the operating system. Providing that the normal output path at subroutine \$FFD2 is used, all the control characters work as they would in BASIC. Want to clear the screen? Do a LDA #\$93:JSR \$FFD2. Want to print the next characters in black? Code LDA #\$90:JSR \$FFD2 and then go ahead and print. Want to home the cursor, print in reverse font, switch to text mode, or whatever? Use the same special characters as for BASIC.

Tables of these special characters have been printed on numerous occasions, and I could include one here, but I'd rather give you a special

procedure to let the computer tell you the character to use. For most keyboard-generated characters, this will work splendidly.

In BASIC, choose the programmable key you want and type the following partial line:

```
PRINT ASC("
```

Don't press RETURN yet. Now, touch the key you're interested in; use SHIFT or CTRL if appropriate. The key's graphic representation will appear in reverse video directly behind the quotation mark. Complete the line by pressing the quotes again and closing the parentheses, giving:

```
PRINT ASC(" ... ")
```

Now press RETURN. You'll be given the value of that key. Use the hexadecimal equivalent in your machine language program: It will do the same thing.

Using this technique, you'll discover that the code to turn all printed output to blue is decimal 31, hex \$1F; to home the cursor, decimal 19, hex \$13, and so on. A couple of codes that you can't discover this way include Return (you should know this one) as decimal 13, hex \$0D; Delete (rarely needed) as decimal 20, hex \$14; Set text mode as decimal 14, hex \$0E; and Set graphics mode as decimal 142, hex \$8E.

The above character-finding technique also works on the function keys of the VIC-20 and Commodore 64. You won't usually want to print these, of course, but it's often useful to detect these keys after reading the keyboard with subroutine GETIN at \$FFE4. The function keys can give you very user-friendly programs.

Output Control

The same sort of question crops up for outputting to devices. Users ask, "How do I make my

printer do certain lines in text mode?" When questioned as to how they do it in BASIC, the reply is something like, "Easy: I just prefix each new line with a cursor-down character." Fine. The same character exists in machine language (decimal 17, hex \$11). Send it at the right time and the printer will do the appropriate thing.

It seems odd having to explain that peripheral devices don't even know what languages are sending data to it; when the right characters are delivered, the appropriate thing happens. But many users have a mental block. Somehow, machine language is suspected of making all the mechanical parts work in a different manner. 'Tain't so. It's the same machine and the same system.

Disk systems are especially tricky in some users' minds. Although it seems natural to them to open a data channel for writing using a name such as 0:DFILE,S,W in BASIC, they come unglued when it's time to do the same job in machine language. They have the name DFILE but somehow can't cope with the idea of tacking on a ,S,W behind it before opening the file.

The same mental gap occurs when it's time to scratch a file. In BASIC, users know that all they have to do is to open the command channel (secondary address 15), and then send "S0:FILENAME" to this command channel in order to scratch the file. It works the same way in machine language, of course.

Yet it sometimes seems that all we need to do is pick up a book on machine language and all the knowledge we have learned about the machine fades away into the distance.

Character Confusion

Sometimes, the confusion is understandable because of the way BASIC sends values. If BASIC outputs a value K (with a statement such as PRINT# ... K) it breaks the value into separate digits. In other words, if K is 13, BASIC will send a space, a numeric 1 character, and a numeric 3 character. A machine language programmer with a value of 13 to send might just load it into the A register and send it. But that's not a value—that's just a carriage return character. We must convert the value to decimal, and then the characters to ASCII, before sending.

On the other hand, if BASIC sends a character with CHR\$(.), such as is done with the M-R and M-W commands, machine language can send the value directly.

So how would we initiate a block read in machine language? First, examine how it would be done in BASIC. To do a direct block read, we must open the command channel and open a data channel. Let's assume that we have done this using OPEN 15,8,15 and OPEN 1,8,2,"#".

When this has been done, we finally give the command for the block read with:

```
PRINT#15,"U1:2,0,";25,14
```


This would read drive 0, track 25, sector 14. The value of 2, by the way, is the secondary address of the data file. Command U1, by the way, is preferable to its equivalent B-R for doing a block read.

In machine language, we would open the print path with LDX #15 and JSR \$FFC9. We would then send the U, followed by 1, then the colon, the two, the comma, the zero, and the second comma.

Now comes the part where we need to be careful—not tricky, just careful. The track number, in this case 25, must be broken into two digits, the two and the five. That's not hard: Such a simple division could be accomplished by repeatedly comparing the value to 10, subtracting if necessary, and counting how many times we subtract. Two subtractions leave five: We send space, ASCII two, ASCII five. Now we do the same thing with the sector value and we're done. To keep precisely to the BASIC syntax, we'd also send a Return before disconnecting from the print path.

Yes, it does work like BASIC. Yes, I'd work out a logic flow in BASIC before diving directly into machine language. But ultimately, I'd feel quite secure: If it works in BASIC, it must also work in machine language.


Once you get a wholesome feeling for your machine, the language you use becomes less significant. After all, a language—any language—is just a tool to help you get the job done. ©



**MEMOREX
FLEXIBLE DISCS**

**WE WILL NOT BE UNDER-
SOLD!!** Call Free (800)235-4137
for prices and information. Dealer
inquiries invited and C.O.D.'s
accepted.

PACIFIC
EXCHANGES
100 Foothill Blvd.
San Luis Obispo, CA
93401. In Cal. call
(800) 592-5935 or
(805) 543-1037



PROGRAMMING THE TI

C. Regena

Algebra Tutorial

Part 1

We have examined educational software in previous columns and discussed how to construct drill programs. Now let's create a tutorial program. There have been a lot of requests for an educational program for algebra so here is the first part of a tutorial program on multiplying binomials.

"Algebra Tutorial," assumes the student has some knowledge of algebra and understands terms usually introduced before binomial multiplication. This program only covers multiplication of one binomial (numeric expression of two terms) by another binomial—such as $(x + 5)$ times $(x + 4)$. Additional related units could include multiplying polynomials, dividing polynomials by binomials, and factoring trinomials.

The program uses PRINT statements to avoid DATA statements with lots of numbers. If you prefer to prevent scrolling, you can use the graphics method of CALL HCHAR and CALL VCHAR to print problems on the screen.

Redefining Characters

Lines 160 and 170 redefine two characters for use in printing the problems. Character 94 is ordinarily the caret or exponentiation symbol, but is redefined here as a 2, which will be used as the superscript for a number squared. To type the program in, use SHIFT 6 to get the ^ symbol in lines such as line 400.

The underline is also redefined. Character 95 is ordinarily the underline, but several underlines together yield a dotted line, and we want a solid line. Lines 230 and 270 are examples of the underline in the listing. To type the underline,

press the FCTN key and the U. As you type the listing, you will see the regular symbols, but when you run the program, you will see the re-defined characters.

When learning algebra, it is important to understand that you can work with letters using the same rules and methods that are used with regular numbers. Lines 190–300 print a screen showing a comparison of binomial multiplication in algebra with a numeric multiplication problem. Lines 310–460 show the general form of the multiplication problem and its answer.

Generating A Random Problem

Lines 470–950 present a problem for the student to try. A and B are two random numbers chosen for the second terms of the binomials. This problem is the simple case using X plus a number from 1 to 3. The computer goes through the problem step by step, and the student presses a number where prompted. Correct numbers must be entered to continue.

CALL KEY is used rather than INPUT, so the student just needs to press a key for the answer. If you use INPUT, there is a greater chance for user error or for the program to crash. Avoid INPUT in tutorials so the student can use the program as easily as possible.

The tutorial adds new information a little at a time. Lines 960–1110 present a screen showing numeric coefficients for the first term. Lines 1120–1180 (and the subroutine starting at line 1960) give the student a problem of this type. Lines 1190–1300 present a screen of information about using positive and negative numbers.

Algebra Tutorial

```
110 CALL CLEAR
120 PRINT " BINOMIAL MULTIPLICATION
N"
130 PRINT :: "THIS PROGRAM DISCUSSES
"
140 PRINT : "MULTIPLICATION OF BINOM
IALS"
150 PRINT : "SUCH AS (X+5) TIMES (X+
3).": :: ::
160 CALL CHAR(94, "0000304808102078")
170 CALL CHAR(95, "000000000000FF")
180 GOSUB 1530
190 CALL SCREEN(8)
200 PRINT "COMPARE": " ALGEBRA TO":
" REGULAR MULTIPLICATION:"
210 PRINT :: "{3 SPACES}12"; TAB(21);
"X + 2"
220 PRINT : "{3 SPACES}23"; TAB(21); "
X + 3"
230 PRINT " ___"; TAB(20); "-----"
240 PRINT : "{3 SPACES}36"; TAB(20); "
3X + 6"
250 PRINT TAB(16); "^"
260 PRINT " 24"; TAB(15); "X + 2X"
270 PRINT " ___"; TAB(15); "-----"
280 PRINT TAB(16); "^"
290 PRINT " 276"; TAB(15); "X + 5X
+ 6": :: ::
300 GOSUB 1530
310 CALL SCREEN(4)
320 PRINT "IN GENERAL,"
330 PRINT : TAB(15); "X + A"
340 PRINT : TAB(15); "X + B"
350 PRINT TAB(12); "-----"
360 PRINT : TAB(14); "BX + AB"
370 PRINT TAB(7); "^"
380 PRINT TAB(6); "X +{4 SPACES}AX"
390 PRINT TAB(6); "-----"
400 PRINT TAB(7); "^"
410 PRINT TAB(6); "X + (A+B)X + AB"
420 PRINT :: "THE FIRST TERM IS X*X"
430 PRINT "THE LAST TERM IS A*B"
440 PRINT "THE MIDDLE TERM COMBINES
"
450 PRINT "A AND B MULTIPLIED BY X"
460 GOSUB 1530
470 CALL CLEAR
480 CALL SCREEN(8)
490 PRINT "NOW YOU MULTIPLY:"
500 RANDOMIZE
510 A=INT(3*RND)+1
520 B=INT(3*RND)+1
530 F=0
540 PRINT : TAB(22); "X +"; A
550 PRINT : TAB(22); "X +"; B
560 PRINT TAB(21); "-----"
570 PRINT : B; "TIMES TOP"; TAB(21); "?
X +"
580 C=23
590 GOSUB 1620
600 IF K=48+B THEN 630
610 GOSUB 1580
620 GOTO 590
630 C=28
640 GOSUB 1620
650 IF K=48+A*B THEN 680
660 GOSUB 1580
670 GOTO 640
680 PRINT TAB(17); "^"
690 PRINT " X TIMES TOP"; TAB(16); "X
+ X"
700 C=23
710 GOSUB 1620
720 IF K=48+A THEN 750
730 GOSUB 1580
740 GOTO 710
750 PRINT TAB(16); "-----"
760 PRINT TAB(17); "^"
770 PRINT " ADD"; TAB(16); "X + X +"
780 GOSUB 1620
790 IF K=A+B+48 THEN 820
800 GOSUB 1580
810 GOTO 780
820 C=28
830 GOSUB 1620
840 IF K=A*B+48 THEN 870
850 GOSUB 1580
860 GOTO 830
870 GOSUB 1690
880 IF F=0 THEN 910
890 GOSUB 1530
900 GOTO 470
910 PRINT :: "CHOOSE: 1 ANOTHER PR
OBLEM"
920 PRINT TAB(10); "2 CONTINUE PROGR
AM"
930 CALL KEY(0,K,S)
940 IF K=49 THEN 470
950 IF K<>50 THEN 930
960 CALL CLEAR
970 CALL SCREEN(12)
980 PRINT "THERE MAY BE COEFFICIENT
S"
990 PRINT "OF THE FIRST TERM,"
1000 PRINT "BUT THE RULES DON'T CHA
NGE."
1010 PRINT :: "FOR EXAMPLE,"
1020 PRINT : TAB(15); "2Y + 5"
1030 PRINT : TAB(15); "3Y + 1"
1040 PRINT TAB(15); "-----"
1050 PRINT : TAB(15); "2Y + 5"
1060 PRINT TAB(10); "^"
1070 PRINT TAB(8); "6Y + 15Y"
1080 PRINT TAB(8); "-----"
1090 PRINT TAB(10); "^"
1100 PRINT TAB(8); "6Y + 17Y + 5": ::
1110 GOSUB 1530
1120 CALL SCREEN(8)
1130 T=1
1140 SD=1
1150 SD$="+ "
1160 SE=1
1170 SE$="+ "
1180 GOSUB 1960
1190 CALL CLEAR
1200 CALL SCREEN(4)
1210 PRINT "BINOMIALS MAY CONTAIN"
1220 PRINT : "+ OR - NUMBERS."
1230 PRINT : "MULTIPLY THE NUMBERS."
1240 PRINT : "AND REMEMBER THE RULES "
1250 PRINT : "FOR THE SIGNS."
1260 PRINT : "{3 SPACES}+ * + = +"
1270 PRINT : "{3 SPACES}+ * - = -"
1280 PRINT : "{3 SPACES}- * + = -"
1290 PRINT : "{3 SPACES}- * - = +"
1300 GOSUB 1530
```

Next month, we'll present the remainder of the program. ©



Multiscreen Atari Animation

D. K. Titchenell

Often when creating computer graphics, it is useful to be able to draw more than one picture at a time using alternate screens. It also helps to be able to flip through the pictures to compare them. This flexible graphics editor lets you use a joystick to draw, and allows you to flip, copy, erase, easily animate portions of a screen, and more—using up to three screens simultaneously.

Of the many remarkable graphics facilities provided by Atari's video chip, ANTIC, the load memory scan feature, is one of the most powerful. Among many other things, it permits screen flipping by allowing the programmer to select the area or areas of memory to be used for screen display.

Screen flipping, the process in which multiple screens are displayed in rapid succession, has been covered fairly thoroughly. But in order to implement this feature easily and to greatest advantage, an editor designed specifically for the purpose is needed. Such an editor should ideally contain a sketchpad utility, and provide special features for coordinating and offsetting images on multiple screens. In addition, the ability to save and reload the completed animation screens, display facilities, and color control is desirable.

The Sketchpad

Select option D (Draw) in the main menu to enter the sketchpad mode where all the plotting is done. It is impractical to implement a cursor in this mode because the cursor would need to be too small. With a cursor of about the size of one pixel, it would be difficult to distinguish between colors. The best solution is to make the cursor a

player-missile that changes colors under user control.

As much as possible, input is restricted to the joystick. With just the stick and one button you won't have great input flexibility, but it can be improved considerably. When drawing, each push of the joystick button advances the color register to the next color, cycling through all four, including the background color, then repeating. Keep the button depressed, however, and the cursor may be moved freely and rapidly about the screen without plotting. This permits detailed work, but doesn't make it easy to color large areas. The special XIO 18 fill function is designed for this purpose, but does not lend itself particularly well to this application.

Rather than use it as it was intended, it serves here as a one-dimensional fill function—it simply draws a line from the cursor to the right until it encounters a previously plotted point or wraps around. The second dimension is added by moving the cursor while the fill function is turned on. Large and complex areas can be thus filled by drawing the right border first and turning on FILL before drawing the left side. Having stretched the joystick to its limits, the fill function is activated by pressing the console START switch. It turns off as soon as the joystick button is pressed.

Animation

Some interesting and practical effects can be created using full-screen cyclic animation. One of the easiest and most obvious is the dotted line. The dots seem to flow along in an endless stream and can be used to illustrate the flow of fluid in a piping diagram or the movement of current through an electrical circuit.

Many other figures are also possible

```

6+32:GOSUB PMSET:GOSUB COLOUR
SET:GOSUB PAGDRAW:GOTO 400
EG 290 IF ANS$="E" THEN GRAPHICS 7+1
6:GOTO 400
JM 300 IF ANS$="S" THEN GOSUB SAV:GO
TO 400
CG 310 IF ANS$="R" THEN GRAPHICS 7+1
6:GOSUB REED:GOTO 400
DI 320 IF ANS$="C" THEN GOSUB COLOUR
SELECT:GOTO 400
GF 350 IF ANS$="K" THEN GOSUB DUPAGE
:GOTO 400
NG 360 IF ANS$="F" THEN GOSUB FLIP:G
OTO 400
LB 370 ? "SORRY, I DON'T UNDERSTAND
";ANS$:FOR W=1 TO 200:NEXT W
FP 400 GOTO 200
EG 410 REM ***** PMSET *****
*****
KL 430 A=PEEK(106)-52:POKE 54279,A:P
MBASE=256*A:REM SET PLAYER AD
DRESS
ID 440 POKE 559,46:POKE 53277,3:REM
ENABLE PM GRAPHICS
GE 450 POKE PMBASE+512,0:D=USR(ADR(M
OV$),PMBASE+512,PMBASE+513,12
8):REM CLEAR PLAYER AREA
EO 455 XP=X-47:YP=Y-5
FM 470 POKE 623,1:REM CURSOR PRIORIT
Y OVER BACKGROUND
AB 475 D=USR(ADR(UPDOWN$),ADR(IMG$),
PMBASE+512+Y,13,0)
HM 480 RETURN
AB 500 REM ***** COLOUR SELECT *
*****
BC 510 ? "SELECT COLOR WITH STICK"
CN 512 ? "LEFT-RIGHT -- HUE"
EI 514 ? "UP-DOWN -- INTENSITY"
BC 516 ? "PUSH TRIGGER TO CHOOSE";
JM 518 IF STICK(0)=15 THEN 518
FE 519 ? "{CLEAR}":GOSUB COLOURSET:P
OKE 752,1:REM CURSOR OFF
KP 520 ? :FOR C1=0 TO 4
GD 530 IF C1=3 THEN 650:REM COLOR 3
IS NOT USED
MP 540 SETCOLOR C1,COL(C1),IN(C1)
HM 545 ? CHR$(28);"SETCOLOR ";C1;","
;COL(C1);",";IN(C1);"
{3 SPACES}"
BO 550 FOR W=1 TO 50:NEXT W
MA 560 COL(C1)=COL(C1)+DIRH(STICK(0)
)
JN 570 IN(C1)=IN(C1)+DIRV(STICK(0))*
2
LC 580 IF COL(C1)>15 THEN COL(C1)=0
LB 590 IF COL(C1)<0 THEN COL(C1)=15
BM 600 IF IN(C1)>14 THEN IN(C1)=0
BL 610 IF IN(C1)<0 THEN IN(C1)=14
PJ 620 IF STRIG(0) THEN 540
MC 630 SOUND 0,64,10,12:FOR W=1 TO 5
0:NEXT W
GH 640 SOUND 0,0,0,0
EO 650 NEXT C1
HM 660 RETURN
NH 700 REM ***** COLOURSET ****
*****
AC 710 SETCOLOR 0,COL(0),IN(0)
AG 720 SETCOLOR 1,COL(1),IN(1)
AK 730 SETCOLOR 2,COL(2),IN(2)
BB 740 SETCOLOR 4,COL(4),IN(4)
HM 750 RETURN
BI 800 REM ***** DRAW *****
*****
EJ 810 XP=X-47:YP=Y-5
BL 815 A=STICK(0)
OB 820 IF STRIG(0)=0 THEN ANIM=0:FIL
L=0:IF A<>15 THEN 900
BL 830 IF STRIG(0)=0 THEN FILL=0:C=C
+1:IF C>4 THEN C=1
HO 840 IF STRIG(0)=0 AND STICK(0)=15
THEN 840:REM RELOOP UNTIL BU
TTON RELEASED
NA 850 POKE 704,COL(C-1)*16+6:REM CU
RSOR COLOR
BO 860 COLOR C:IF STRIG(0) THEN PLOT
XP,YP
ID 865 IF PEEK(764)<>255 THEN GOSUB
KEYIN
KC 867 IF A<>15 THEN IF ANIM>1 THEN
AD=AD+1:IF AD>=ANIM THEN AD=0
:RETURN
OF 870 IF PEEK(53279)=6 THEN FILL=1
II 880 IF FILL AND X<206 AND C<>4 TH
EN POSITION XP+1,YP:POKE 765,
C:XIO 18,#6,0,0,"S":REM FILL
FUNCTION
AH 890 IF PEEK(53279)<6 THEN RETURN
:REM EXIT ROUTINE, SELECT OR
OPTION BUTTON PRESSED
HJ 900 REM MOTION ROUTINE
DL 905 OX=X:X=X+DIRH(A):IF X>206-FIL
L OR X<47 THEN X=OX
MC 907 OY=Y:Y=Y+DIRV(A):IF Y>100 OR
Y<5 THEN Y=OY
CK 908 D=USR(ADR(UPDOWN$),ADR(IMG$),
PMBASE+512+Y,13,X)
JO 909 IF A<>15 THEN IF ANIM=1 THEN
AD=AD+1:IF AD>=ANIM THEN AD=0
:RETURN
GM 910 GOTO 810
PM 990 REM ***** SET UP DIRECTIO
N ARRAYS *****
HJ 1000 DIM DIRV(15):DIM DIRH(15)
KM 1005 RESTORE 1100
HL 1010 FOR W=5 TO 15
DA 1020 READ Q
CB 1030 DIRH(W)=Q
DC 1040 READ Q
DB 1050 DIRV(W)=Q
FN 1060 NEXT W
KI 1070 RETURN
LC 1100 DATA 1,1,1,-1,1,0,0,0,-1,1,-
1,-1,-1,0,0,0,0,1,0,-1,0,0
AD 1110 REM ***** SAV *****
**
GB 1115 D=USR(ADR(MOV$),ADR(ANS$)+1,
SCREEN3+SCREENSIZE,62)
FB 1120 GRAPHICS 7+32:?"{CLEAR}";
CA 1130 ? "ENTER FILE NAME":INPUT SP
EC$
DI 1135 IF SPEC$="" THEN RETURN
KD 1140 TEMP$(1,2)="D":TEMP$(3)=SPE
C$
MH 1145 TRAP 1220
GE 1150 OPEN #2,8,128,TEMP$:TRAP 400
00
KN 1190 SIO=11:RW=8
LF 1200 GOSUB REDIN
KJ 1210 CLOSE #2:RETURN
IH 1220 CLOSE #2:?" SPEC$;" DOESN'T S

```



```

EEM TO WORK. TRY AGAIN":? "O
R PRESS RETURN FOR MENU":GOT
O 1130
DK 1250 REM ***** REED *****
*****
FK 1255 GRAPHICS 7+32:?"{CLEAR}";
CE 1260 ? "ENTER FILE NAME":INPUT SP
EC$
DM 1265 IF SPEC$="" THEN RETURN
KH 1270 TEMP$(1,2)="D:":TEMP$(3)=SPE
C$
MO 1275 TRAP 1340
FN 1300 OPEN #2,4,128,TEMP$:TRAP 400
00
HI 1310 SIO=7:RW=4
LI 1320 GOSUB REDIN
GE 1325 D=USR(ADR(MOV$),SCREEN3+SCRE
ENSIZE,ADR(ANS$)+1,62)
KM 1330 CLOSE #2:RETURN
LM 1340 CLOSE #2:?" SPEC$:" DOESN'T S
EEM TO WORK. TRY AGAIN":? "O
R PRESS RETURN FOR MENU.":GO
TO 1260
GN 1400 REM ***** KEYIN *****
*****
DH 1410 K=PEEK(764):POKE 764,255
BP 1430 IF K=30 THEN ANIM=2:RETURN
CG 1440 IF K=26 THEN ANIM=3:RETURN
CG 1450 IF K=24 THEN ANIM=4:RETURN
CN 1460 IF K=29 THEN ANIM=5:RETURN
CH 1465 IF K=31 THEN ANIM=1:RETURN
HI 1470 ANIM=0:RETURN
FO 2110 REM ***** REDIN *****
*****
EN 2120 POKE 832+IOCB+2,SIO
EH 2130 POKE 832+IOCB+4,SCL
DA 2140 POKE 832+IOCB+5,SC3
DM 2150 POKE 832+IOCB+8,LENGTH-(INT(
LENGTH/256)*256)
DH 2160 POKE 832+IOCB+9,INT(LENGTH/2
56)
DP 2170 POKE 832+IOCB+10,RW
DD 2180 POKE 832+IOCB+11,128
ID 2190 DUM=USR(ADR(CALLIO$),IOCB)
KE 2200 RETURN
HJ 2210 REM ***** DUPAGE *****
*****
NE 2220 DUM=USR(ADR(MOV$),SCREEN1,SC
REEN2,SCREENSIZE)
NG 2230 DUM=USR(ADR(MOV$),SCREEN1,SC
REEN3,SCREENSIZE)
KI 2240 RETURN
JP 2300 REM ***** PAGDRAW *****
*****
HE 2310 GOSUB DRAW
LM 2320 IF PEEK(53279)=5 THEN 2440:R
EM OPTION SWITCH EXITS MODE
KN 2330 IF PEEK(53279)<>7 THEN 2330:
REM RELOOP UNTIL SWITCH IS R
ELEASED
MH 2340 POKE LMSH,SC2:POKE 89,SC2:RE
M POINT ANTIC AND OS TO NEW
SCREEN
HI 2350 GOSUB DRAW
EF 2360 IF PEEK(53279)=5 THEN 2440
IH 2370 IF PEEK(53279)<>7 THEN 2370
PE 2380 POKE LMSH,SC3:POKE 89,SC3
HM 2390 GOSUB DRAW
EA 2400 IF PEEK(53279)=5 THEN 2440
HN 2410 IF PEEK(53279)<>7 THEN 2410
OL 2420 POKE LMSH,SC1:POKE 89,SC1
MI 2430 GOTO 2310
KK 2440 RETURN
EE 2500 REM ***** FLIP *****
*****
PA 2505 GRAPHICS 7+16+32:GOSUB COLOU
RSET
KE 2510 POKE LMSH,SC1:GOSUB 2550
DJ 2515 IF PEEK(53279)<>7 THEN RETUR
N:REM ANY CONSOLE SWITCH EX
ITS MODE
HB 2520 POKE LMSH,SC2:GOSUB 2550:REM
ROTATE HIGH BYTE OF LMS OPE
RAND
KI 2530 POKE LMSH,SC3:GOSUB 2550
MM 2540 GOTO 2510
DN 2550 FOR W=1 TO 5:NEXT W:REM SHOR
T DELAY
KN 2560 RETURN
GM 2600 REM ***** DLSET *****
*****
HD 2610 GRAPHICS 7+32+16
JM 2620 DLIST=PEEK(560)+256*PEEK(561
)
KK 2630 LMSL=DLIST+4:LMSH=DLIST+5
IB 2640 SCL=PEEK(LMSL):SC1=PEEK(LMSH
)
MJ 2650 SC2=SC1-16:SC3=SC2-16
KD 2660 SCREEN1=256*SC1+SCL:SCREEN2=
256*SC2+SCL:SCREEN3=256*SC3+
SCL
NH 2670 SCREENSIZE=3841
LA 2680 RETURN
IK 2999 REM ***** MLSET *****
*****
KP 3000 RESTORE 3005
DH 3002 DIM MOV$(39):FOR W=1 TO 39:R
EAD P:MOV$(W,W)=CHR$(P):NEXT
W
MH 3005 DATA 104,104,133,215,104,133
,214,104
NE 3006 DATA 133,217,104,133,216,104
,133,218
HF 3007 DATA 104,170,160,0,177,214,1
45,216
GJ 3008 DATA 200,208,4,230,215,230,2
17,202
NA 3009 DATA 208,242,198,218,16,238,
96
OJ 3019 REM UPDOWN$ IS MOSTLY MOV$ W
ITH A LITTLE ADDED
FJ 3020 DIM UPDOWN$(44)
LG 3025 RESTORE 3050
BK 3030 UPDOWN$=MOV$
HE 3040 FOR W=39 TO 44:READ P:UPDOWN
$(W,W)=CHR$(P):NEXT W
LH 3050 DATA 104,104,141,0,208,96
LJ 3060 RESTORE 3090
FG 3070 DIM CALLIO$(7):FOR W=1 TO 7:
READ P:CALLIO$(W,W)=CHR$(P):
NEXT W
KL 3080 RETURN
LN 3090 DATA 104,104,104,170,76,86,2
28
HH 3105 REM ***** SET UP CURSOR IM
AGE *****
LA 3110 RESTORE 3130
DE 3120 FOR W=1 TO 13:READ P:IMG$(W,
W)=CHR$(P):NEXT W
KA 3130 DATA 0,7,7,14,14,28,28,56,56
,112,96,64,0
KI 3140 RETURN

```

Computers And Society

David D. Thornburg, Associate Editor

That's not a game, that's a microworld...

Although computer manufacturers extol the utility of home computers, the overwhelmingly popular use of these machines has been games. Many owners of computer stores tell me that customers come into their stores to purchase a computer as, for example, an educational tool for the family, but then purchase five entertainment programs and only one educational program.

From my perspective there is nothing wrong with this. Games and playing are an important part of life. A game gives the player a safe environment to test the responses of a culture in a controlled way. Baby tigers play at fighting with each other, and thus acquire skills they will need later for hunting and self-protection. Someone once said that play is the child's work.

Misplaced Calvinism

It is all too easy to get caught up in the idea that because games are entertaining they are "bad" for us. This misplaced Calvinism has had some positive consequences, however. In particular, it may have caused us to look closely at some of our games in an effort to provide a rationale for continuing to play them. For example, in the early days of personal computing a standard comment was "That's not a game, that's a simulation."

This comment, only partially in jest, was applied to many of the programs that embodied understandable (if somewhat deficient) representations of the real world. A teacher who wanted to use the game *Lemonade* could justify its use to concerned parents by showing that children were learning about the marketplace by

running a simulated lemonade stand. By playing in this environment, they were developing an intuition on their own for the types of decisions (and consequences) that might face them if they were to engage in business in the real world.

This is not to suggest that all games are simulations, or that games which aren't simulations are not worthwhile. Just the same, it became accepted that simulations had a special quality that made them different and thus acceptable for use in environments where play was somehow to be discouraged.

Icon-Based Languages

While simulation was a popular topic in the late 1970s, the early 1980s gave us a new set of games about which I have said, "That's not a game, that's a language." As regular readers of this column will recall, I have treated such activities as *Lode Runner* and *Pinball Construction Set* as though they were icon-based, two-dimensional computer languages. The most recent entry to this field, *Robot Odyssey I* from The Learning Company, was the subject of last month's column. The important point regarding this class of games is that, by playing them, the user is also learning that the computer is a rich and flexible environment which can be tailored to each user's whims. If you want to play a simple pinball game, you can build one; if you want to play a pinball game that no one can win, you can build that too. The responsibility for the level and nature of the game activity has now shifted from the game designer to the player. The authors of these new games provide the player with a set of tools and an environment with which the player can explore, experiment, and create.

Moldable Microworlds

What happens when a game is both a simulation and a language at the same time? In that case we can say "That's not a game, that's a microworld."

The microworld concept is discussed by Seymour Papert in his classic book, *Mindstorms: Children, Computers and Powerful Ideas*. While a universally accepted definition of microworlds has yet to be formulated, I believe that it should contain at least these basic elements:

First, the microworld must be moldable by the user. This means that the user should be able

David Thornburg is an author and speaker who has been heavily involved with the personal computer field since 1978. His main interest is in making computers responsive to people's needs. He is the inventor of the KoalaPad graphics tablet and is the author of nine books about programming. His recent series Computer Art and Animation (Addison-Wesley) includes four books on Logo for the Atari, Commodore, Radio Shack, and TI computers. Discovering Apple Logo (Addison-Wesley) shows how Logo can be used as a tool for exploring the art and pattern of nature. He has been called "an enthusiastic advocate for a humanistic computer revolution," and his editorial opinions have appeared in COMPUTE! since its inception.

to make his or her own constructions within the context of the microworld, and perhaps to change some of the underlying characteristics of the environment. This is a characteristic of *Pinball Construction Set* where, for example, the user can build his or her own pinball games and can even adjust the "gravity" field in which the game is played.

Second, the microworld must support a fantasy that has some relevance or connection to the real world. The skills that one obtains in the microworld are clearly more beneficial if they have some connection to the rest of the user's life.

A question that arises is just how much of a real-world connection is needed to qualify a program as a microworld. *Lemonade* is a fine representation of a real-world environment, but it is not a microworld simply because the program does not allow the user to modify the rules by which the lemonade stand is run. Logo's turtle geometry is a microworld since drawing and movement are real-world activities, and the user has the flexibility to explore and modify the environment at will. I feel that *Rocky's Boots* and *Robot Odyssey* are microworlds as well, since these programs develop an understanding of formal logic by allowing the user to construct and operate machines of the user's own design.

Papert Speaks Out

My view of microworlds is perhaps a bit broader than that of Seymour Papert who, at the Logo 84 conference in Boston, had this to say about the topic:

If we look at environments such as Budge's program for building pinball machines, I feel that these programs have many of the elements of a well-designed microworld: They are child-centered; they're driven in a constructive way; no one is giving you exercises, you can sit there, working with the system without anybody saying "Do this, solve this problem." But they do lack something that the turtle world has: a set of recognizable mathematical programming ideas.

Our task has to be to continue to invent worlds that have both open-endedness and a connection to other ideas in our culture.

Rocky's Boots is an example of something significant: It does incorporate some very fundamental ideas. The idea that you can build, from several logic elements, any computational device, is surely one of the most

powerful ideas of all time. It's one of the ideas that one might say gave rise to the whole microcomputer revolution. So you can't say of *Rocky's Boots* that it doesn't tap into powerful ideas. But you can say that hardly any of the people who use it—be they teachers or children—acquire through using it any appreciation of this particular powerful idea or any uses of this particular powerful idea outside of the use of this program.

The major task of our microworlds is to link what we learn to the outside world. With the turtle, there is a cultural resonance with the outside world. I don't think that the idea of a universal logical element has such a resonance. Not in the lives of children anyway. How could it acquire one? It could only do it through quite profound change on a cultural level in the learning world. There are certain ideas of the turtle world, like drawing, that are already part of our culture. So, through the turtle, we pick up a mathematical form of that idea that fits in with our world.

Adult Environments

Except for his perception of *Rocky's Boots*, Papert's view of microworlds is not so different from mine. I would argue more for the creation of microworlds for adults and children alike. To the extent that they are useful (and entertaining) environments for children, appropriately designed microworlds can be captivating environments for adults as well.

Regarding the future of microworld development, Papert went on to say:

If we look ahead ten years to the future of Logo, we might find, to a large part, that it presented us with the first of many microworlds that have become, if not the substitute for what we call curriculum, the vitally important part of what constitutes the learning environment for children. I envision the existence of 10 to 30 microworlds of which the turtle world is but one example. Some of these might be controlled by a computer language like Logo, and some of them won't, but they will all be computer-based worlds in which powerful central ideas either exist already in our scientific and intellectual heritage, or will come about in the interim. This network of microworlds will have a different

Commodore Disk Pattern Matching Part 2

Jim Butterfield, Associate Editor

Last month we looked at some of the features of pattern matching. Now let's see how to deal with those annoying comma files.

Most disk users who do a little programming end up with one or more files on disk with an odd name: a comma. The files seem to be good, but the name makes them impossible to handle: It seems that you can't open or scratch such a file since attempting to use such a name always gives a syntax error response.

Such files seem so inaccessible that many users start to wonder how they managed to create them in the first place. Any attempt to create them deliberately usually ends up in the same syntax error message.

Just in case you've never seen one, or wonder how they happen, the following program has a bug which will cause a comma file to be created. You may want to try it.

```
100 INPUT "NAME OF FILE";N$
110 OPEN 1,8,3,"0:"+F$+",S,W"
120 FOR J=1 TO 50
130 PRINT#1,SQR(J)
140 NEXT J
150 CLOSE 1
```

The above program puts 50 square root values on a file. The user is asked to give a filename, which becomes the string variable N\$. The program then opens a sequential file for writing, but there's an oops: We mistakenly use variable F\$ for the filename instead of N\$. F\$ contains nothing; so we create a "no name" file—our open name file string ends up as "0:,S,W". The disk opens the file, but can't find a name; so it uses the first character it sees where the name should be: the comma.

The same thing could happen on a Commodore 64 or VIC even if the program were correct, with N\$ instead of F\$ in line 110. If the

user pressed the RETURN key instead of typing in a filename, N\$ would contain nothing—it would be a "null string," and the same comma file would be written. By contrast, a "nothing" input on a PET/CBM would cause the program to stop and the file wouldn't be written.

Oddly, you can have more than one comma file on a disk. You won't get a FILE EXISTS message.

Scratching Comma Files

If your disk has one or more comma files and you just want to get rid of them, the job is fairly easy. Use pattern matching to find out how many files you have with one-character names. Type:

```
LOAD "$0:?",8
LIST
```

or, with the DOS wedge:

```
@$0:?
```

and you'll see all the one-character names, including all the comma files.

If you have any files other than the comma ones with one-character names, change their names using the RENAME command. For example, if you have a file named X, you could temporarily change it to X99. After the comma files are gone, you can change the name back again. To change name X to X99, type:

```
OPEN 15,8,15
PRINT#15,"R0:X99=0:X"
CLOSE 15
```

or, with the DOS wedge:

```
@R0:X99=0:X
```

Now, take the same directory command as before to get a new list of the files with single-character names. If you've correctly renamed the legitimate files, you'll get only the comma files. If you have missed any, go back and rename them.

When you are sure that the only one-character

names belong to comma files, get rid of them with the Scratch command. Type:

```
OPEN 15,8,15
PRINT#15,"S0:?"
CLOSE 15
```

or, with the DOS wedge:

```
@S0:?
```

One command scratches all the files. The job is done.

Reclaiming Data

It would be nice if we could rename files using the same pattern-matching system. Sometimes the data on a file is of value, and we'd like to reclaim it. Providing we need only the first comma file, we can usually get the information back.

We follow the previous procedure of insuring that the comma program is the only single-character name on the disk. If it's a program (and this is rare), we can usually get it with LOAD "?",8 followed by a save with an appropriate name. If it's a sequential file (by far the most common situation), we must write a small program to read the data.

If we just want to read the data, and not copy it to a new file, the following simple program will work with most files:

```
100 OPEN 1,8,2,"0:?,S,R"
120 INPUT#1,A$
140 PRINT A$
160 IF ST=0 GOTO 120
180 CLOSE 1
```

If we want to copy the data to a new file, the above program needs to be expanded a little:

```
100 OPEN 1,8,3,"0:?,S,R"
110 OPEN 2,8,4,"0:RECLAIM,S,W"
120 INPUT#1,A$
130 SW=ST
140 PRINT A$
150 PRINT#2,A$
160 IF SW=0 GOTO 120
170 CLOSE 2
180 CLOSE 1
```

As you can see, we're still using pattern matching to get the data. If your file is more complex, you may still use the same techniques to go after the information. Line 110 has named the new file RECLAIM; you may of course give it any name you like.

Pattern matching is useful for a variety of disk tasks. It's almost indispensable for dealing with the comma file.

Comma files are caused by programming or user mistakes. Get after them quickly, since you might be able to reclaim information written there. And, of course, look to the cause of these files—something needs fixing. ©

COMMODORE 64 SOFTWARE

Access	Voice Synthesis	(C)59.95	Time Money Mgr.	(D)51.00	Story Machine	(C)27.25
Beach-Head	Public Domain All Titles	(D)8.95	Omniwriter	(D)24.20	Trains	(D)27.95
Neutral Zone	Accounting Series (ea)	(D)49.95	Multiplan	(D)59.95	Aerobics	(D)30.95
Raid over Moscow	Continental		Hes Writer 64	(C)30.45	Scarborough	
Master Composer	Home accountant	(D)50.75	Gridrunner	(C)20.95	Songwriter	(D)35.95
Atari Soft All Titles	Tax Advantage	(D)40.60	64 Forth	(C)49.95	Master Type	(D)31.95
Call	FCM	(D)76.50	HES Games '84	(D)27.95	Synapse	
Lugo	Creative Software		Minnesota Fats Pool	(C)20.45	Ft. Apocalypse	(D,C)23.70
Pilot	Household Fin.	(D,T)19.95	HES Modem I	(D)46.95	Shamus	(D,C)23.70
Pet Emulator	Home Inv.	(D,T)19.95	Microprose		Blue Max	(D,C)23.70
Intro to Basic I	Loan Analyzer	(D,T)19.95	Helicat Ace	(D)23.95	Zaxxon	(D)27.95
Screen Editor	Cymbal		Solo Flight	(D)26.95	SSI	
Super Expander VSP	English/Spanish	(D)34.95	Nato Commander	(D)26.95	Combat Leader	(D)29.00
The Manager	Science	(D)34.95	F-15 Eagle	(D)36.95	Knights of the Desert	(D)29.00
Simons Basic	History Geography	(D)34.95	subLogic		Computer Baseball	(D)29.00
Music Machine	Music Theory	(D)34.95	Flight Simulator II	(D)44.95	Eagles	(D)29.00
Music Composer	Mathematics	(D)34.95	Night Mission Pinball	(D)26.95	Ring Side Seat	(D)29.00
Nevada Cobol	Entertainment Tonight		Spinnaker		RFD 1985	(D)29.00
Nevada Fortran	Trivia	(D)25.95	Alf in the Color Caves	(C)27.95	Germany 1985	(D)34.95
Commodore	Epyx		Bubble Burst	(C)27.95	Golf	(D)29.95
Assembler	Pitstop	(C)27.00	Juke Box	(C)27.95	Broadsides	(D)31.95
Bonus Pack	Temple of Apshei	(D)27.00	Kidwriter	(D)23.95	Electronic Arts	
CP M2.2 System	Jumpman	(D,T)27.00	Face Maker	(D,C)23.65	One on One	(D)37.00
Easy Script	Gateway to Apshei	(D)27.00	Hey Diddle Diddle	(D)20.30	Music Construction	(D)37.00
Easy Mail 64	Jumpman Jr.	(C)27.00	Kindercomp	(D,C)20.30	Sky Fox	(D)37.00
Easy Spell 64	Oil Baron	(D)39.95	Snooper Troops	(D)27.00	Miscellaneous	
Easy Calc 64	Impossible Mission	(D)25.95	Fraction Fever	(C)23.65	Doodle	(D)31.95
Easy Lesson Quiz	Greatest Baseball	(D)25.95	Amazing Thing	(D)27.00	Word Pro 3+	(D)76.95
Easy Financel (1-5)	Summer Games	(D)29.95	Alphabet Zoo	(D)23.65	Trivia Mania	(D)33.95
Magic Desk	Silicone Warrior	(D)25.95	Kids on Keys	(D,C)23.65	Paper Clip /w Spell Pack	(D)89.95
Zork (1-3)	Hes Software		Delta Drawings	(C)27.25	Orical	(D)79.95
Suspended	Hes Mon 64	(C)27.00	Up for Grabs	(C)27.25	Musicalc	(D)41.95
Starcross	Turtle Graphics II	(C)40.60	Cosmic Life	(C)23.65	Mr. Robot	(D)26.95
Deadline						

To order, call toll free or send by mail. We accept Visa, Master Card, American Express or Money Orders. Personal checks allow two weeks to clear. Add \$2.00 for shipping with an additional \$1.65 for C.O.D. orders. Other countries please call on shipping with a minimum of \$10.00. All prices are subject to change. Credit and exchange only please. For return authorization call (214) 759-8937.

ATARI, APPLE, IBM, SOFTWARE LISTS AVAILABLE
For further information and inquires call 214-759-8937
FOR ORDERS ONLY CALL TOLL FREE
Outside Texas Inside Texas
1-800-527-8698 1-800-442-8717

SoftWare
Warehouse outlet

P.O. BOX 2511
LONGVIEW, TX.
75606



64

Hardware
Commodore 64
Executive 64
1541 Disk Drive
1530 Datasette
MPS 801 Printer
1650 Automodem
1702 Color Monitor
1600 Modem
64 Prog. Ref. Guide
BASF

Only 10% of Software we carry is listed on this ad. Call if there is a title you need for all computers. We are here to serve you!

TI Disassembler

James Dunn

Since information on the operating system and BASIC interpreter used by the TI-99 is scarce, "TI Disassembler" will come in handy if you want to try your hand at programming in TI-9900 machine language.

A disassembler converts the jumble of numbers that actually constitute a machine language program into a more readily understandable form. For each machine language instruction (called an opcode), TI has established a one- to four-letter representation called a *mnemonic*. This disassembler decodes the contents of memory into standard TI mnemonics, making ML programs less difficult to understand. However, this program will not teach you machine language programming. To use this program, you must have at least an elementary understanding of TI machine language and a familiarity with TI's standard format for ML assemblers. Refer to any of the several books on this subject for further information.

This Disassembler is written in Extended BASIC. However, it can be easily translated for the *Mini Memory* or *Editor/Assembler* cartridges. All that is necessary is to unstack the lines so that there is only one statement on a line. All the commands can be found in console BASIC except the PEEK command which is in Extended BASIC, and also available when the *Mini Memory* or *Editor/Assembler* cartridge is installed.

Printer Output

Depending upon your printer setup, you may have to modify line 110 or the subroutine starting on line 860, which prints to the screen. It might be wiser to leave that routine as is and just add the extra lines necessary to output to your printer.

Notice that all computations and input are in decimal. If you want hexadecimal numbers, you can modify the program to add conversions. Be warned, however, that this will slow down the program. When you are disassembling 16K

blocks, that can be something to think about.

The Disassembler does an excellent job on machine language programs; however, it has one weakness. It cannot tell if the area of memory you ask it to disassemble contains data, text, or jump tables. It will attempt to disassemble these as if they were legitimate opcodes. To tell if this is happening, watch for the BYT output, which indicates that the area you are disassembling contains something other than machine language.

Where You Can't PEEK

The Disassembler can only look into the CPU address space. This is a fault of the architecture of the computer itself. Since the 16K RAM area used by console BASIC is not connected to the CPU, but rather to the VDP (Video Display Processor), the Disassembler cannot access it. Also unreadable are the GROMs which contain the GPL. If you have expansion memory, it is accessible, as are the command modules. Both the *Mini Memory* and the *Editor/Assembler* cartridges provide PEEK and POKE commands which can access these areas.

In order to be consistent with TI machine language conventions, the Disassembler uses the same field symbols and addressing mode symbols used in the TI *Editor/Assembler* package. In case you don't have that package, Tables 1 and 2 show the symbols.

Explanation Of Program

30-110	Initialization and input.
120	Start of main loop.
140	PEEK locations.
150-260	Determines the format of the opcode and sends program to appropriate line number for decoding.
270-370	Decodes Format VIII opcodes.
380-420	Decodes Format VI opcodes.
430-450	Decodes Format V opcodes.
460-530	Decodes Format II opcodes.
540-590	Decodes Format IV opcodes.
600-680	Decodes Format III and IX opcodes.
690-780	Decodes Format I opcodes.
790-810	Decodes Format VII opcodes.

820 If not one of the above, byte is not a valid opcode.
 840 Optional sound signal and hold when no opcode found.
 860 Print to screen routine.
 900 Subroutine to READ DATA and pick out mnemonic.
 930 Subroutine to decode the Ts address mode.
 1000- DATA statements which contain mnemonics listed according to their Format.

Variables Used

A Start address
 A1 Temporary variable to cover quirk of PEEK statement
 A\$ Opcode
 B End address
 B\$ Source field
 C\$ Destination field
 H High byte of PEEK address
 I Temporary loop variable
 J Base to which value K is added
 J\$ Want printout
 K Displacement variable for loop
 L Low byte of PEEK address
 N Computed total of H and L
 01 }
 02 } next bytes in order after L
 03 }
 04 }
 PR Printout variable (0 = no, 1 = y)
 Q\$ Temporary storage for txfr to A\$
 R Register number
 TR Loop indicator
 Z Number of opcodes in format type

Table 1: TI Opcode Field Symbols

CO Count
 D Destination operand
 NU Number
 S Source operand
 Td Specific address mode of destination operand
 Ts Specific address mode of source operand
 WR Workspace register

Table 2: TI Addressing Mode Symbols

* means Indirect address mode
 (R) means Indexed address mode
 + after * means Auto Increment address mode
 # means Workspace Register address mode
 @ means Direct address mode

TI Disassembler

```

30 REM INITIALIZE
40 TR=0 :: CALL CLEAR :: PR=0
50 PRINT "START ADDRESS (MUST BE AN
  EVEN DECIMAL NUMBER )?" :: INPU
  T A
60 IF A=0 THEN 80
70 IF A/2<>INT(A/2) THEN 50
80 PRINT "END ADDRESS ?" :: INPUT B
90 PRINT "DECODE FROM : ";A;" TO :
  ";B
100 PRINT "WANT PRINTOUT?" :: INPUT
  J$
  
```

```

110 IF J$="Y" THEN PR=1 :: CLOSE #1
  :: OPEN #1:"RS232",OUTPUT
120 IF A>=B THEN 50
130 A1=A :: IF A>32767 THEN A1=A-65
  536
140 CALL PEEK(A1,H,L,01,02,03,04)
150 REM TEST FOR OP CODES & ADDRESS
  MODES
160 N=H*256+L :: IF N>16383 THEN 69
  0
170 IF N>14335 THEN 600
180 IF N>12287 THEN 540
190 IF N>11263 THEN 600
200 IF N>8191 THEN 600
210 IF N>4095 THEN 460
220 IF N>2047 THEN 430
230 IF N>1023 THEN 380
240 IF N>831 THEN 790
250 IF N>511 THEN 270
260 GOTO 820
270 REM FORMAT VIII OP-CODES
280 IF (L AND 16)=16 THEN 820
290 RESTORE 1020 :: J=480 :: Z=5 ::
  K=32 :: R=(L AND 15):: N=((H A
  ND 3)*256)+(L AND 224):: GOSUB
  900
300 IF TR<>1 THEN 330
310 C$=STR$(01*256+02):: A=A+4
320 B$="R"&STR$(R)&"," :: GOTO 370
330 Z=2 :: GOSUB 900 :: IF TR<>1 TH
  EN 350
340 C$="" :: A=A+2 :: B$="R"&STR$(R
  ):: GOTO 370
350 Z=2 :: GOSUB 900 :: IF TR<>1 TH
  EN 820
360 B$=STR$(01*256+02):: A=A+4 :: C
  $=""
370 GOSUB 860 :: TR=0 :: GOTO 120
380 REM FORMAT VI OP-CODES
390 N=(H*256)+(L AND 192):: J=960 :
  : Z=14 :: K=64 :: RESTORE 1000
  :: GOSUB 900
400 GOSUB 930
410 C$="" :: IF A$="B" AND B$="*R11
  " THEN C$="(SAME AS RTS)"
420 GOSUB 860 :: TR=0 :: GOTO 120
430 REM FORMAT V OP-CODES
440 N=(H AND 11)*256 :: J=1792 :: C
  O=(L AND 240):: WR=(L AND 15)::
  RESTORE 1040 :: Z=4 :: K=256 :
  : GOSUB 900
450 B$="R"&STR$(WR)&"," :: C$=STR$(
  CO):: A=A+2 :: GOSUB 860 :: TR=
  0 :: GOTO 120
460 REM FORMAT II OP-CODES
470 RESTORE 1050 :: J=3840 :: TR=0
  :: Z=13 :: K=256 :: N=H*256 ::
  GOSUB 900
480 IF TR=0 THEN 500
490 B$=STR$(2*L+2):: GOTO 520
500 Z=3 :: K=256 :: GOSUB 900
510 B$=STR$(L)
520 C$="" :: A=A+2 :: IF A$="JMP" A
  ND B$="2" THEN C$="(SAME AS NOP
  )"
530 GOSUB 860 :: TR=0 :: GOTO 120
540 REM FORMAT IV OP-CODES
550 IF (H AND 252)=48 THEN A$="LDCR
  " :: GOTO 580
  
```



```

560 IF (H AND 252)=52 THEN A$="STCR
" :: GOTO 580
570 GOTO 820
580 GOSUB 930 :: NU=((H AND 3)*4)+(
(L AND 192)/64)
590 C$=","&STR$(NU):: GOSUB 860 ::
TR=0 :: GOTO 120
600 REM FORMAT III & IX OP-CODES
610 RESTORE 1070 :: J=7168 :: N=((H
AND 60)*256):: D=((H AND 3)*4)
+((L AND 192)/64):: Z=3 :: K=10
24 :: GOSUB 900
620 IF TR<>1 THEN 650
630 C$=","&"R"&STR$(D)
640 GOSUB 930 :: GOSUB 860 :: TR=0
:: GOTO 120
650 IF N<>11264 THEN 670
660 A$="XOP" :: C$="XOP OP #"&STR$(
D):: GOTO 640
670 J=13312 :: Z=2 :: K=1024 :: GOS
UB 900 :: IF TR<>1 THEN 820
680 GOTO 640
690 REM FORMAT I OP-CODES
700 RESTORE 1080 :: J=12288 :: N=(H
AND 224)*256 :: Z=12 :: K=4096
:: GOSUB 900
710 TD=(H AND 12):: D=((H AND 3)*4)
+((L AND 192)/64):: GOSUB 930
720 IF TD=0 THEN C$=","&"R"&STR$(D)
:: GOTO 770
730 IF TD=4 THEN C$=","&"*R"&STR$(D)
):: GOTO 770
740 IF TD=12 THEN C$=","&"R"&STR$(S
)&"+" :: GOTO 770
750 IF (TD=8)AND(D=0)THEN C$=","&"@
"&STR$(01*256+02):: A=A+2 :: IF
TS=32 THEN C$=","&"@ "&STR$(03*
256+04)
760 IF (TD=8)AND(D<>0)THEN C$=","&"@
"&STR$(01*256+02)&"(R"&STR$(S)&")
" :: A=A+2 :: IF TS=32 THEN C$=
","&"@ "&STR$(03*256+04)&"(R"&STR$(
S)&")"
770 GOSUB 860 :: TR=0 :: GOTO 120
780 IF (TD=8)AND(D=0)THEN C$=","&"@
"&STR$(01*256+02):: A=A+2 :: IF TS
=32 THEN C$=","&"@ "&STR$(03*256+04
)
790 REM FORMAT VII
800 N=(H*256+L):: A=A+2 :: B$="" ::
C$="" :: Z=6 :: J=800 :: K=32
:: RESTORE 1100
810 GOSUB 900 :: GOSUB 860 :: TR=0
:: GOTO 120
820 REM NOT OP-CODE
830 A$="BYTE" :: B$=STR$((H*256)+L)
:: C$=CHR$(H)&" "&CHR$(L):: A=A
+2 :: GOSUB 860
840 REM CALL SOUND(800,400,0):: ACC
EPT Q4$ :: GOTO 97
850 GOTO 120
860 REM PRINT ROUTINE
870 PT$=STR$(A1)&" "&A$&" "&B$&C$
:: PRINT PT$ :: A1=A
880 IF PR=1 THEN PRINT #1;TAB(10);P
T$
890 RETURN
900 REM FIND OP-CODE FROM DATA
910 FOR I=1 TO Z :: J=J+K :: READ Q

```

```

$ :: IF N=J THEN A$=Q$ :: TR=1
920 NEXT I :: RETURN
930 REM SUBROUTINE TS ADDRESS
940 S=(L AND 15):: TS=(L AND 48)::
IF TS=0 THEN B$="R"&STR$(S):: A
=A+2 :: RETURN
950 IF TS=16 THEN B$="*R"&STR$(S)::
A=A+2 :: RETURN
960 IF TS=48 THEN B$="*R"&STR$(S)&
" " :: A=A+2 :: RETURN
970 IF (TS=32)AND(S=0)THEN B$="@"&S
TR$(01*256+02):: A=A+4 :: RETUR
N
980 IF (TS=32)AND(S<>0)THEN B$="@"&
STR$(01*256+02)&"(R"&STR$(S)&")
" :: A=A+4 :: RETURN
990 BREAK
1000 DATA BLWP,B,X,CLR,NEG,INV,INC,
INCT,DEC
1010 DATA DECT,BL,SWPB,SETO,ABS
1020 DATA LI,AI,ANDI,ORI,CI
1030 DATA STWP,STST,LWPI,LIMI
1040 DATA SRA,SRL,SLA,SRCL
1050 DATA JMP,JLT,JLE,JEQ,JHE,JGT,J
NE
1060 DATA JNC,JOC,JNO,JL,JH,JOP,SBO
,SBZ,TB
1070 DATA COC,CZC,XOR,MPY,DIV
1080 DATA SZC,SZCB,S,SB,C,CB,A,AB
1090 DATA MOV,MOVB,SOC,SOCL
1100 DATA IDLE,RSET,RTWP,CKON,CKOF,
LREX

```

**This Publication
is available in Microform.**



University Microfilms International

Please send additional information

for _____ (name of publication)

Name _____

Institution _____

Street _____

City _____

State _____ Zip _____

300 North Zeeb Road, Dept. P.R., Ann Arbor, Mi. 48106

Atari Speed-Reading

Clark Morrow

Everybody knows that the Atari plays great arcade games, but can it improve your reading skills? This program will turn your Atari into a private speed-reading tutor.

"Speed-Reading" is an enjoyable and effective way to increase your reading speed. This program flashes phrases on the screen at your choice of four speeds.

While the phrases flash on the center of the screen, keep your eyes focused in the middle to avoid reading from left to right.

At first, a menu is displayed. You can then select the speed by pressing OPTION and the line length by pressing SELECT. Pushing START runs the program. You can return to the menu by holding down the OPTION button.

Start with short lines and medium speed. As your speed increases, try the longer lines, but remember to keep your eyes on the center of the screen.

POKEs And PEEKs

There are several interesting POKE and PEEK statements in the program. One that is particularly useful is POKE 752,1. This POKE will turn the cursor off. To test if either the START, SELECT, or OPTION key is pressed, a PEEK(53279) is executed. A result of 7 means that no key is being pressed, 6 that START is pressed, 5 that SELECT is pressed, and 3 that OPTION is being pressed. POKEs to locations 84 and 85 position the cursor horizontally and vertically in the graphics window.

Creating More Data

By removing the first REM in line 670, the pro-

gram will randomly select a line number that is greater than or equal to 2100 and is a multiple of 100. It will then read data until it reaches a /END. When a /END is encountered, this process is repeated.

To add more data, change the 5 in line 670 to reflect the total number of lines (beginning with a multiple of 100). If the first REM in line 670 is removed, the beginning line number of each group of words must be divisible by 100 and be 100 greater than the previous group. However, any lines between the beginning line number and the /END may have any statement number. When typing more data, place a comma after every two words. At the end of each group of words, type two commas as a delay then type /END.

Atari Speed-Reading

Refer to the "Automatic Proofreader" article before typing this program in.

```
LP 50 DIM A$(100),B$(100),SPEED$(30)
      ,L$(30)
IH 60 B=10:MENU=730
EL 70 REM
FH 80 REM *** PRINT TITLE ***
EN 90 REM
EL 100 GRAPHICS 18
HG 110 REM
DH 120 REM *** INITIALIZE STRING ***
HI 130 REM
NI 140 A$(1)=" ":A$(19)=" ":A$(2)=A$
      (1):A$(20)="S":B$="PEED READI
      NG":B$(13)=" ":B$(32)=" ":B$(
      14)=B$(13)
EO 150 B$(LEN(B$)+1)="by clark morro
      w"
NA 160 B$(49)=" ":B$(74)=" ":B$(50)=
      B$(49)
```

```

HM 170 REM
DC 180 REM *** MOVE TITLE ***
HO 190 REM
EF 200 A$=A$(2):A$(LEN(A$)+1)=B$(1,1)
      B$=B$(2)
NJ 210 POSITION 0,5: ? #6;A$:FOR X=1
      TO 30:NEXT X
KJ 215 IF A$(5,5)="S" OR A$(4,4)="b"
      THEN FOR X=1 TO 200:IF PEEK(
53279)=7 THEN NEXT X
OP 220 IF LEN(B$)=4 THEN 240
NJ 230 IF PEEK(53279)=7 THEN 200
EL 240 GOSUB MENU
HM 250 GRAPHICS 0:POKE 752,1
PB 260 PRINT :PRINT " PRESS OPTION T
      O RETURN TO MENU"

EP 270 FOR X=1 TO 500:NEXT X
HA 280 TRAP 690
HP 290 REM
OK 300 REM *** MAIN PROGRAM LOOP ***
HI 310 REM
JH 320 READ A$:IF A$="/END" THEN 670
AD 330 IF L=1 THEN B$="":GOTO 380
NO 340 READ B$:IF B$="/END" THEN R=1
      :GOTO 670

HM 350 REM
ED 360 REM *** CENTER THE LINE ***
HO 370 REM
ML 380 T=19-(LEN(A$)+LEN(B$))/2
PC 390 POSITION T,10
LA 400 IF L=1 THEN ? A$
FD 410 IF L=2 THEN ? A$;B$
HK 420 REM
IF 430 REM *** DETERMINE SPEED ***
HM 440 REM
NJ 450 IF OPT=0 THEN SP=2
MN 460 IF OPT=1 THEN SP=4
NB 470 IF OPT=2 THEN SP=6
NF 480 IF OPT=3 THEN SP=8
PH 490 FOR X=1 TO SP*B
NN 500 IF PEEK(53279)=3 THEN 550
CN 510 NEXT X
HL 520 REM
JP 530 REM *** CLEAR SCREEN ***
HN 540 REM
BB 550 PRINT CHR$(125)
HP 560 REM
HN 570 REM *** IF OPTION IS PRESSED
      THEN RETURN TO MENU ***
IB 580 REM
AL 590 IF PEEK(53279)=3 THEN GOSUB M
      ENU:GOTO 250
GD 600 GOTO 310
HL 610 REM
ED 620 REM *** END OF MAIN LOOP ***
HN 630 REM
HO 640 REM
EI 650 REM *** RANDOMLY CHOOSE SELEC
      TION ***
IA 660 REM
IJ 670 REM SEL=INT(5*RND(1)+1):RESTO
      RE SEL*100+2000:IF R=1 THEN R
      =0:GOTO 340:REM _*RND= NUMBER
      OF SELECTIONS
GL 680 GOTO 310
NA 690 RESTORE :GOTO 280
HL 700 REM
NB 710 REM *** GRAPHIC MENU DISPLAY
      ***
HN 720 REM

CH 730 SPEED$="FAST":L$="SHORT":L=1:
      OPT=0
BB 740 GRAPHICS 2:SETCOLOR 2,0,0:POK
      E 752,1
JA 750 PRINT #6;"{4 SPACES}speed rea
      ding":? #6: ? #6
HN 760 PRINT #6;" SPEED: ";SPEED$
DF 770 PRINT #6: ? #6;" LINES: ";L$
ED 780 PRINT "PUSH OPTION TO CHANGE
      SPEED"
HM 790 PRINT "PUSH SELECT TO CHANGE
      LENGTH"
FP 800 PRINT "PUSH START TO BEGIN"
CB 810 IF PEEK(53279)<>7 THEN 810
HO 820 REM
AN 830 REM *** START OF MENU LOOP **
      *
IA 840 REM
EN 850 POKE 84,3:POKE 85,8:PRINT #6;
      SPEED$;: ? #6;"{4 SPACES}"
CL 860 POKE 84,5:POKE 85,8:PRINT #6;
      L$;: ? #6;"{7 SPACES}"
ID 870 REM
CA 880 REM *** CHECK CONSOLE BUTTONS
      ***
IF 890 REM
OE 900 IF PEEK(53279)=7 THEN 900
CL 910 IF PEEK(53279)=6 THEN RETURN
CI 920 IF PEEK(53279)<>5 THEN 970
DL 930 L=L+1:IF L=3 THEN L=1
GC 940 IF PEEK(53279)<>7 THEN GOTO 9
      40
JH 950 IF L=1 THEN L$="SHORT"
DJ 960 IF L=2 THEN L$="LONG"
FA 970 IF PEEK(53279)<>3 THEN 1040
NM 980 OPT=OPT+1:IF OPT=4 THEN OPT=0
GM 990 IF PEEK(53279)<>7 THEN GOTO 9
      90
CD 1000 IF OPT=0 THEN SPEED$="FAST"
CJ 1010 IF OPT=1 THEN SPEED$="MED. F
      AST"
LK 1020 IF OPT=2 THEN SPEED$="MEDIUM
      "
EA 1030 IF OPT=3 THEN SPEED$="SLOW"
JL 1040 GOTO 850
KK 1050 REM
IC 1060 REM *** END OF MENU LOOP ***
KM 1070 REM
KN 1080 REM
MN 2100 DATA It was, now the, eighte
      enth of, September and, my y
      acht, was ready, to sail. ,
      ,/END
LH 2200 DATA We were, 40 miles, out
      when, I first, saw the, stor
      m. , It grew, larger, every
      second. ,,/END
KB 2300 DATA The waves, were nearly,
      ten feet, high.
LO 2310 DATA I was, almost swept, in
      to the, sea; but, I managed,
      to grab, onto the, rail and
      , climb aboard. ,,/END
JI 2400 DATA The storm, passed over,
      and my, yacht had, only rec
      eived, minimal damage, but I
      , had to, return to, port
DP 2410 DATA ,,/END
FO 2500 DATA Now I'll, leave it, to
      you, to add, to this, story
      or, write your, own. ,,/END©

```

How Computers Made Me Smarter After Only Thirteen Years Of Daily Use

On this occasion of my third anniversary as a COMPUTE! columnist, I am going to look back, back into the mists of time, and count (on my fingers and toes) all the blessings computers have brought me.

Blessing 1: Cuisinart-Brain Thinking

Sometime ago I was up in Toronto, Canada, making a speech to educators on using computers in the classroom, and after my speech, an educator came up to me and complimented me by telling me I was an "integrated brain thinker." She explained to me that, from my speech, it was obvious that I could think with my left brain (the analytical side), and I could think with my right brain (the creative side). Ergo, I must be an integrated brain thinker.

I was flattered, but modestly I said she was far too generous. I told her that I wasn't a left-brain thinker, a right-brain thinker, or an integrated-brain thinker. Instead, I said, I was a *Cuisinart-brain thinker*. As a Cuisinart-brain thinker I had the rare ability to process facts and ideas by slicing them, dicing them, mixing them together, then spinning them around. I told her I owed my talent to a long and deep association with computers.

Blessing 2: An Algorithmic Lifestyle

The next morning after I had talked to the educator in Toronto, I was in the shower in my hotel room. I had soaped up and rinsed off, so I was ready to turn the shower off.

With my computerlike memory I recalled that most showers have screw handles. You usually turn them to the left to get more water; and you turn them to the right to get less. Since I wanted less water, I turned my shower handle to the right. The algorithm was simple and clear, and I was determined to follow it.

However, when I turned the shower handle to the right, the water didn't turn off. Instead, it became cold—*freezing cold*.

Gasping from the ice-cold water and dancing around in the shower, I swiftly concluded that: (1) My algorithm had some bugs in it; (2) To the right was not the way to shut the water off in *this* shower; and (3) I had better find a way to shut off the water soon or I would succumb to acute hypothermia.

I clenched my teeth and coldly reasoned that if the shower didn't shut off by turning it to the right, it must have a reverse screw in the handle. This made sense. I was in Canada, wasn't I? Canada is a foreign country. In Canada they probably used reverse screws for everything.

If the handle had a reverse screw, that meant that if I wanted to turn off the shower I had to turn to the left. Boldly I turned the handle all the way to the left to shut off the water.

This time I got a blast of steaming, scalding hot water. "Aagh," I yelled. I backed away from the shower head and conked my head on the towel rack at the rear of the tub.

In another moment I would be boiled like a

hot dog in my own shower. I had to think quickly. In a last-ditch effort, I called on my brain's full computer-trained reflexes and realized that my shower handle must not be a left-right, on-off shower handle at all. Instead, it must be a push-pull shower handle. Pull turned it on. (Something I had unfortunately forgotten.) And push must turn it off.

In a final, desperate gesture I charged toward the front of the shower and jammed the handle into the wall.

Instantly, miraculously, and logically, the shower stopped.

Blessing 3: Computers Give Me Lightning-Fast Logic

In the last year I have traveled to 13 conventions, made 49 speeches, given 11 interviews, and appeared on 18 radio programs and 14 TV programs. And I am not alone. There are dozens of others in the computer industry with a schedule similar to mine. We are roaming the country, playing with the latest gadgets, trading gossip about computer companies and their media superstars, and searching for juicy stories for our magazines.

Back in the spring I was attending so many events each week that sometimes I forgot which city I was in. But I never lost the lightning-fast logic that years of close association with computers had given me. That tided me over even during my most grievous overdoses of travel, speaking, and interviewing.

I remember well one conference I went to (which conference? which city?) when I was handed a name badge with a unique and wonderful feature. I noticed this feature the moment I put the badge on the lapel of my sport coat. The badge had been designed to allow me to look down at my chest and read my name as if it were rightside up.

During the day, as I made speeches at the convention and interviewed a number of illustrious conventioners, I continually glanced down at the badge and marveled at its design.

That night I went out to dinner, so I took the badge off and stuffed it in my sport coat pocket.

The next morning, when I put the badge on again, I was startled. All of a sudden the badge no longer worked. When I glanced down at it, all the information on it was upside down and backwards.

I puzzled over this problem all during breakfast that morning. At last, as I was munching on a sprig of parsley that had come with my fried eggs, it hit me. The badge was not a special badge after all. I could read my name the first day because *I was wearing the badge upside down.*

Blessing 4: I've Become A Whiz Around Machines

When I first got into computers I was no wizard with machines or a do-it-yourselfer. In fact I had almost no mechanical savvy at all. As proof I need only cite a test I took in high school in which I achieved a score of 0.06 percent for mechanical aptitude.

Yet I've always loved computers.

However, since computers are machines (a fact that I frequently try to overlook), I often run into problems. It's not their software or their logic that waylays me, mind you, since I have become quite a thinker in these areas (see my blessings above). Instead it's their physical nature—their "machineness"—that confounds me.

For example, last spring I was ecstatic when my newest computer toy arrived, special delivery, in the mail. It was a portable Compaq computer, and I intended to take it with me to London, England, to teach a course on robotics.

Except I couldn't get it open.

So, after I unboxed this lovely machine, I spent half an hour just looking at it on the kitchen table. But I couldn't, for the life of me, figure out how it opened up. It looked like a big ivory-colored sewing machine or suitcase, except there were no handles, no latches—no *nothing*.

I was getting more and more nervous and depressed as the minutes ticked away. My plane to London would be taking off soon, and I had to get packed, yet I hadn't even turned the computer on. Maybe it didn't work. But how was I to know. I couldn't get inside to find out.

I sat there and stewed, and I cursed my miserable 0.06 percent mechanical aptitude.

Then Catie came home from school.

Catie is my daughter, and even though she was only seven years old at the time, she was very perceptive. She immediately noticed something was wrong when she saw me slumped over the kitchen table, crying on what looked like a sewing machine.

I told her my problem, and she began snooping around the computer case looking for a way to open it. About fifteen seconds later, she popped up from the other side with a big grin on her face. "No wonder you couldn't open it," she said. "You were looking at the top. The latch is on this side—on the bottom."

Five minutes later, Catie had the computer out on the table, plugged in, and running a word processing program. "You shouldn't cry over a computer, Daddy," she advised me. "Wait until I come home from school next time, and I'll help you."

©

Apple Disk Checker

Bruce Wiseman

Here's a description of the technique and a program which is fast, simple, and doesn't require any modifications to DOS.

On sector 0 of track 17 of every diskette initialized by Apple DOS 3.3 is something called the Volume Table of Contents, or VTOC.

One of the things in the VTOC is the bitmap which tells which sectors are used and which are free. Each track on the diskette is represented by four bytes on the bitmap. There are 16 sectors per track in DOS 3.3. The first two bytes of the four assigned to each track keep count of the used and free sectors; the other two bytes are reserved for expansion and contain zeros. The problem, then, is how do you keep count of 16 sectors with just two bytes?

The bitmap is exactly what the name says: a map expressed in bits (binary 0's and 1's). It shows which sectors are used and which are free. When we look at memory in the Apple with the monitor, we see each byte as two hex characters. FF, for example, is one byte in memory. These hex characters represent the binary bits that make up that byte. In other words, the hex FF that we see represents 1111 1111 in the byte. The first F represents the first half-byte, and the second F the last half-byte. If the byte was, say, C1, then in binary it would be 1100 0001.

Recall that DOS is keeping track of 16 sectors for us. Recall also that DOS is using two bytes of eight bits each to do it. Each bit in the two bytes keeps track of one of the 16 sectors. The map is laid out like this:

Byte 1 Sectors	F	E	D	C	B	A	9	8
Byte 2 Sectors	7	6	5	4	3	2	1	0

DOS uses a binary 1 to show a sector free and a binary 0 to show it used. Thus if sector F on a particular track is free, DOS sets the first bit of the first byte to 1.

Now for a few examples. Suppose track 8 on a diskette has only sectors 15 and 8 free. The bitmap for that track would be:

Byte 1	1000	0001
Byte 2	0000	0000

The first bit in the first byte is set to 1; this is the map location for sector \$F (15). The locations for sectors E, D, C, B, A, and 9 are all set to 0 since these sectors are used. The bit location for sector 8, however, is set to 1 since that sector is free. In a similar fashion, the second byte containing the map to sectors 7, 6, 5, 4, 3, 2, 1, and 0 contains all zeros since the sectors are all used.

If we were to look at this bitmap, we would see it in hex as:

Byte 1	81
Byte 2	00

Let's take one more example. Suppose track 12 has sectors 15, 14, 11, 9, 7, 3, 2, and 1 all free. The bitmap would be:

Byte 1	1100	1010
Byte 2	1000	1110

If you check this against the layout for the map, you will see that the 1's bits correspond to the free tracks. If we look at the map, we'll see the hex representation of the binary as:

Byte 1	CA
Byte 8	8E

Understanding Disk Checker

The problem, then, is twofold. First we must get the VTOC into memory so we can look at the bitmap, and then we must count the binary 1's to see how many free sectors there are on the diskette.

Apple DOS has a machine language subroutine called the Read/Write Track Sector routine, or RWTS for short, that will read or write a sector on a diskette. We can enter the routine through a jump to subroutine (JSR) instruction to address \$3D9. The RWTS routine requires some information from us about what it is we want to read and where in memory to place it, etc. We provide the routine with this information in the form of a couple of tables that we build in memory. The first table is called the Input Output Control Block, or IOCB for short. It will provide the RWTS subroutine with the slot, drive number, track, sector, and the address in memory to store what it reads. The other table we need to provide is called the Device Characteristics Table.

As you might guess from the name, it provides the RWTS subroutine with information about the disk drive itself.

The RWTS routine normally reads a whole sector at a time, and since a sector is 256 bytes long, we must reserve memory space of that size to place the information that the Read/Write Track Sector subroutine reads in. Technically, this space is referred to as a buffer.

Table 1 shows the IOCB that we will be using, while Table 2 shows the Device Characteristics we will need.

Table 1: The IOCB

Byte (in hex)	Value (in hex)	Description
\$00	\$01	Table type (always 1)
\$01	\$60	Slot number * 10 (slot 6)
\$02	\$01	Drive number
\$03	\$00	Volume ID (00 means any)
\$04	\$11	Track number (\$11 is the track for the VTOC)
\$05	\$00	Sector number (\$00 for the VTOC)
\$06-07	\$20, \$03	Address of the Device Characteristics table, low/high format
\$08-09	\$00, \$60	Address of the buffer, low/high format
\$0A	\$00	Not used
\$0B	\$00	Read whole sector
\$0C	\$01	Control code for a read
\$0D	\$00	Space for return code from DOS
\$0E	\$00	Volume ID of last access
\$0F	\$60	Slot number of last access
\$10	\$10	Drive number of last access

Table 2: Device Characteristics

Byte (in hex)	Value (in hex)	Description
\$00	\$00	Device type (always a 00 for Disk II)
\$01	\$01	Phases per track (always 01 for disk)
\$02-03	\$EF, \$D8	Motor on time (always these values for disk II)

After we build these two tables in memory, we load the Y and A registers with the address of the IOCB table, and JSR to \$3D9. The RWTS subroutine will then read the track and sector that we provided it in the IOCB table and place that sector in the buffer address we provided it in the IOCB. Half of our problem is now taken care of; we have the VTOC in memory. Now all we have to do is count the binary 1's in the bitmap to see how many free sectors we have.

The complication is that the bitmap will be in hex and we need to see it in binary. There are several ways in which we could do this. One is to use the machine language instruction ROL. ROL stands for rotate left. What this instruction

does is roll the bits of a byte one bit to the left. It rolls the leftmost bit into the Carry flag, so if the bit was a 1, then the Carry flag gets set on.

As an example, say the accumulator held \$C1. In binary this would be 1100 0001. The first ROL would set the Carry flag on, since the leftmost bit is a 1 and is rotated into the Carry flag. After that the contents of the accumulator look like this: 1000 0010. Now if we reset the Carry flag and ROL again, the flag gets set and the accumulator looks like this: 0000 0100.

What we will do is load the accumulator with the contents of the first byte of the bitmap. Then we will roll it left eight times as we count the number of times the Carry flag gets turned on. Each time the flag is set on we will increment (add one to) a special memory location that will hold our total. We then go get the next byte of the bitmap and repeat the entire operation again. The process continues until the whole bitmap is counted.

Recall that earlier we found out that each track has four bytes in the bitmap, but only the first two are really used. Our machine language program counts them all, but since the last two contain all zeros it doesn't matter. This is less complicated than trying to skip the unused bytes since it is easier to spend a few microseconds to count some zeros than to build the logic to go around them.

Program 1 is a BASIC program which POKEs in the machine language for "Disk Checker," then executes it. After you have typed in and run Program 1, you can save a copy of the machine language with:

```
BSAVE SPACE.OBJ,A768,L85
```

With this copy of the machine language, you can use Program 2 as your disk HELLO program, so that you'll be told the number of free sectors on the disk when you boot the system.

Program 1: Disk Checker Loader

```

10 HOME
20 FOR I = 768 TO 852
30 READ A:CK = CK + A: POKE I,A: NEXT

35 IF CK < > 7986 THEN PRINT "ERR
   OR IN DATA STATEMENTS": STOP
40 CALL 768
50 T = PEEK (896) + PEEK (897) * 2
   56
60 PRINT "THERE ARE ";T;" FREE SECT
   ORS"
61 REM
62 REM *****
65 REM DATA IS ASSEMBLY PROGRAM+IO
   B AND DEVICE TABLES
67 REM
68 REM *****
70 DATA 169,3,160,64,32,217,3,169,
   0,141

```



```

80 DATA 128,3,141,129,3,24,162,0,
160,56
90 DATA 185,0,96,42,144,24,24,238,
128,3
100 DATA 72,169,0,205,128,3,208,3,
238,129
110 DATA 3,104,232,224,8,208,232,7
6,55,3
120 DATA 232,224,8,208,224,162,0,2
00,192,196
130 DATA 208,214,96,0,1,96,1,0,17,
0

```

```

140 DATA 81,3,0,96,0,0,1,0,25,96
,1
150 DATA 0,1,239,216

```


Program 2: Free Sector HELLO

```

10 HOME :D$ = CHR$ (4)
20 PRINT D$"BLOAD SPACE.OBJ"
30 CALL 768
40 T = PEEK (896) + PEEK (897) * 2
56
50 PRINT "THERE ARE ";T;" FREE SECT
ORS"

```

©



Donald W. Watson

Ten minutes is all it takes to get a printer dump of your Apple II text screen. And there are dozens of uses for this simple subroutine.

Boot your system into Applesoft BASIC, type NEW to clear the program memory, type HOME to clear the screen, and type in the following seven short lines:

```

100 D$ = CHR$ (4):I$ = CHR$ (9)
105 PRINT D$"PR#1"
110 PRINT I$"80N";
115 FOR G = 0 TO 2: FOR L = 1 TO 8:
PRINT SPC( 20): FOR P = 0 TO
39
120 C = PEEK (896 + G * 40 + L * 12
8 + P)

```



```

150 PRINT CHR$ (C);: NEXT : PRINT
: NEXT : NEXT
160 PRINT D$"PR#0"

```

With a parallel printer interface card in slot 1, you can use the program exactly as shown; with a serial printer interface card, delete the second statement in line 100 and delete line 110 completely.

With the listing correctly edited for your system, type HOME to clear the screen, type LIST to let Applesoft reformat the listing on the



screen, and then move your printer power switch to the ON position. If you wanted to print a copy of the listing, you would ordinarily have to set up the printer with (at least) an immediate mode PR#1 command followed by an immediate mode LIST command. Since the program you just entered is a screen dump program, why not use it to print itself? Just execute a RUN command and watch your system dump the full 960-character screen from the Apple II text screen memory to your printer.

The Okidata Microline 80 parallel printer will dump the text screen memory in about one and a half minutes. The Qume Sprint 5/55 serial printer will dump it in one minute.

Screen Organization

Lines 100 through 110 are explained in the printer control card manuals. Line 110 is required in the program if a parallel printer interface control card is used; in addition to setting the printer to accept 80-character lines, it directs output to the printer only—holding the screen display “frozen” while the screen memory is dumped.

Line 115 sets up three loop functions, indexing the dump routine to the requirements of the Apple II text screen memory address plan. See Figure 1 on page 16 of the *Apple II Reference Manual* for the map of the text screen. The screen is organized into three vertical sections or groups ($G = 0$ to 2) of eight lines each ($L = 1$ to 8), and each line contains 40 addresses for the characters to be printed ($P = 0$ to 39). The PRINT SPC(20) statement provides a 20-character left-hand margin to center the printed record in an 80-character horizontal print format.

At line 120, the three loop indices from line 115 are used with an offset starting value (896) in an expression to yield each successive text screen memory address. The expression yields the first screen position, decimal address (1024) for $G = 0$, $L = 1$, and $P = 0$; and it yields the correct value for each of the remaining 959 memory addresses as the loop variables are incremented. The PEEK function returns the decimal value for the contents of each text screen

memory address, and the line finally assigns that decimal value to the variable C.

Line 150 directs the printer to print the ASCII character identified by the decimal value of the variable C, and terminates each of the index loops at the appropriate increments. The PRINT statement provides a linefeed and carriage return for each group of 40 characters printed.

The gap in the program line numbers is significant. The program as entered so far will dump the text screen memory correctly only if the memory does not contain INVERSE or FLASH mode character codes. Insert the following three lines to convert INVERSE and FLASH character codes to NORMAL mode character codes:

```
130 IF C < 32 THEN C = C + 192
135 IF C > 31 AND C < 96 THEN C = C
    + 128
140 IF C > 95 AND C < 128 THEN C =
    C + 64
```

Using It As A Subroutine

The program is easily converted to a subroutine for use in other Applesoft II programs. Just add a line 170 with a RETURN statement and call the subroutine from your program code with a line containing a GOSUB 100 statement.

For example, Figure 1 shows a Summary Screen used in a property management accounting program. In the instruction lines at the base of the screen, the operator is prompted for an E to make Final Entries, an X to Exit the program, or an M to return to the program Menu. The accounting program code supporting the prompts contains an INPUT X\$ statement to halt program execution and wait for a keyboard response. No visual prompt is needed, but an S response from the keyboard will call the text screen dump subroutine if the following line is added to the accounting program code:

```
5000 IF X$ = "S" THEN GOSUB 100
```

With line 5000 present in the accounting program, an S response at the Summary Screen




Figure 1:
Accounting Program Summary Screen

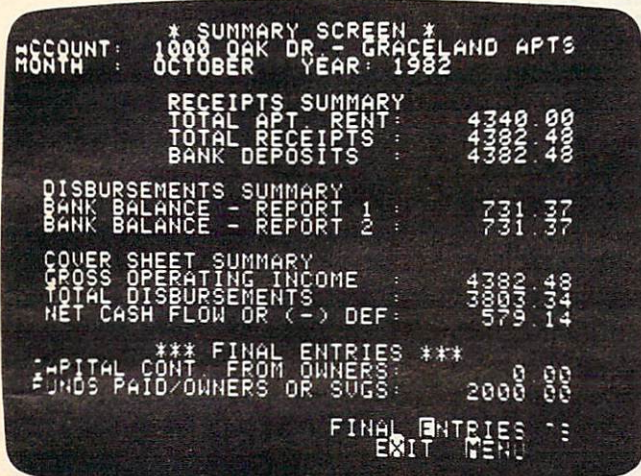
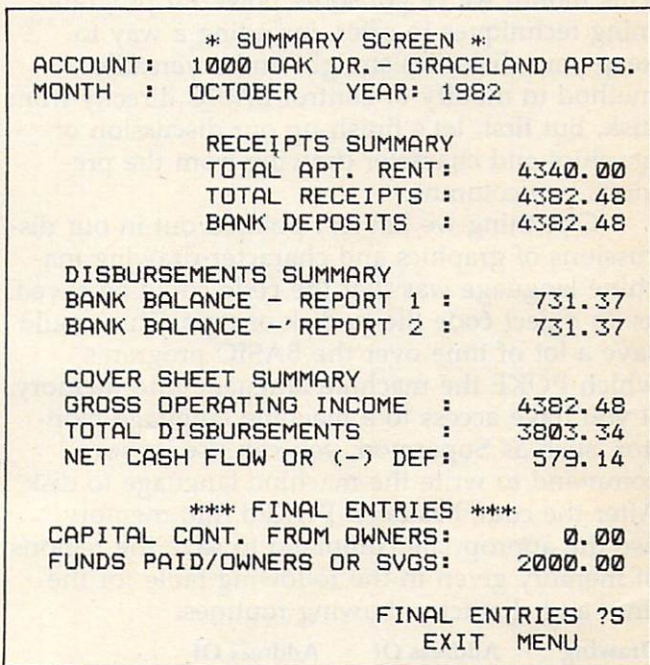


Figure 2:
Printer Copy Of The Summary Screen Dump



will dump the screen to the printer, producing a hard copy as shown in Figure 2.

Potential Uses

In the property management program, the manager and system operators can get a hard copy of the summary screen for any property in the data files in a moment or two. A paper record of the screen is very useful in monitoring the system and for reference in conferences (especially with property owners) away from the computer.

Screen dump copy is especially useful in inventory management systems. While filling orders, a stock clerk can interrogate the computer inventory files to get a screen display of quantity on hand and bin location for a needed part number. The screen dump copy can be carried to the bin location, the parts picked from the bin to fill the order, and the dump copy (marked with the quantity picked) becomes the transaction record for later use in correcting the computer inventory file information.

With a little screen format and label format planning, a text screen dump can be used to print labels or envelopes for addresses selected from a mailing or shipping file.

There are many more very practical uses, of course. The benefits of the text screen dump routine presented here are that it is short, simple, and accessible—you can modify it to suit your own application requirements. Subroutines specifically written to format a report directly to the printer can often be avoided by use of the text screen dump.

An Even Shorter Method

If DOS is not present, if the screen contains no INVERSE or FLASH mode characters, and if you use a serial interface control card, the following one-line program (about 70 bytes) will dump the Apple II text screen to your printer:

```

100 PR# 1: FOR G = 0 TO 2: FOR L =
1 TO 8: FOR P = 0 TO 39: C = PEEK
(896 + G * 40 + L * 128 + P): PRINT
CHR$(C);: NEXT: PRINT: NEXT
: NEXT: PR# 0
  
```

©

64 EXPLORER

Larry Isaacs

This month we've got some powerful programming techniques to offer, including a way to keep your disk files straight and a versatile method to modify or control BASIC directly from disk. But first, let's finish up our discussion of graphics and character drawing from the previous two columns.

One thing we haven't pointed out in our discussions of graphics and character-drawing machine language was that the code could be saved as an object code file to disk or tape. This would save a lot of time over the BASIC programs which POKE the machine language into memory. If you have access to a machine language monitor, such as Supermon, you can use its save command to write the machine language to disk. After the code has been POKEd into memory, use the appropriate command to save the regions of memory given in the following table for the line- and character-drawing routines:

<u>Drawing Routine</u>	<u>Address Of First Byte</u>	<u>Address Of Last Byte</u>
Line	49152 (C000)	50087 (C3A7)
Character	50176 (C400)	51090 (C792)

Adding A Byte

The addresses are given in decimal and hex, with hex being the value in parentheses. It is important to note that the address is given for the last byte. Some machine language monitors, such as Supermon, require the ending address to be one byte beyond the last byte of the machine language program. You must be sure to enter the address of the last byte plus 1. For example, the two commands to save the routines to disk with Supermon might be:

```
S "0:LDRAWC64",08,C000,C3A8
```

and

```
S "0:CHDRAWC64",08,C400,C793
```

If you don't have a machine language monitor at your disposal, you can use the following BASIC program to accomplish the same thing.

```
10 REM PROGRAM TO WRITE OBJECT FILE  
20 INPUT "ADDRESS OF FIRST BYTE";SA
```

```
30 INPUT "ADDRESS OF LAST BYTE";EA  
40 INPUT "FILE NAME";NM$  
50 OPEN 1,8,2,NM$+"",P,W"  
60 PRINT#1,CHR$(SA-INT(SA/256)*256);  
70 PRINT#1,CHR$(INT(SA/256));  
80 FOR I=SA TO EA  
90 PRINT#1,CHR$(PEEK(I));:NEXT  
100 CLOSE 1
```

The program asks for the address of the last byte, though it would not hurt if you entered that address plus 1. This would simply save one extra byte in the object file. If you wanted to, you could save the code as one file instead of two. This would save some unused memory which lies between the two routines, but would simplify reloading the routines. To load the object code, use the command:

```
LOAD "filename",8,1  
NEW
```

where you supply the filename for the object code. The NEW command is necessary to restore some BASIC pointers which are corrupted by the load.

Though the object code file can simplify and speed up loading of the machine language routines, the BASIC program version (which POKES the machine code) still has one advantage. The BASIC program version can be transferred from disk to disk very easily by using the BASIC LOAD and SAVE commands. The reason this doesn't work with machine language programs is that the starting and ending addresses of the code are not automatically communicated between the LOAD and SAVE commands.

If you have some machine language routines of your own, there may be occasions where it would be useful to convert the object file to a BASIC program version with the machine language in DATA statements. If you do the conversion by hand, the process will be very slow and error prone. To assist in the task, I used Program 1 to generate the DATA statements containing the line-drawing and character-drawing routines. This program generates DATA statements intended for use with the loader shown in Program 2.

Program Creator

The program works by writing the DATA statements to disk in the form of a BASIC program. If you would like to adapt this program to your own use, here is a brief explanation of what is involved.

The format of a saved BASIC program on disk is very simple. It starts with two bytes which specify the load address of the code, low byte followed by high byte. For BASIC programs, this address should be \$801. Thus, the first two bytes should be 1 followed by 8. Following the load address comes a copy of the BASIC program the same as it would be found in memory. This would consist of a sequence of BASIC statements, each with the format shown in the table below:

Byte No.	Description
1	Link, low
2	Link, high
3	Line number, high
4	Line number, low
5 To N-1	BASIC statements
N	0

A *link* is a pointer to the beginning of the next line of the BASIC program. Actually, we do not need to be concerned with writing a valid link. The links are automatically recomputed each time a BASIC program is loaded. Following the link is the line number. Note that the two-byte line number is stored with the high byte first, followed by the low byte. Following the line number is the text of the BASIC line. This will be the same as the text you type for the line, except that the keywords (FOR, GOSUB, etc.) and arithmetic operators will be converted to single bytes called tokens. The end of the BASIC line is marked with a zero byte (that is, the ASCII value of the byte is 0). The end of a BASIC program is marked by two zero bytes following the last line. This means there will be three zero bytes at the end of a BASIC program.

Structured Output

The subroutine at line 300 is responsible for writing the link, line number, and the DATA token for each line. The subroutine at line 400 is responsible for outputting a number in the list which follows the DATA keyword. This list will consist of eight numbers which specify object code bytes, followed by the sum of the previous eight numbers. This sum is checked automatically by the loader (Program 2). An error and a line number will be printed if the sum doesn't match.

To prepare a finished program, run Program 1. Next, load Program 2 and list it to the screen. Then load the DATA statements program generated in the first step. Finally, cursor to each

line of the listed program and press RETURN. This will combine the DATA statements with the loader program.


If you wish, you can adapt Program 1 to write DATA statements which contain data other than object code. The advantage of saving data in this manner is that the data can be easily examined from BASIC. To make use of the data, it will have to be combined with the appropriate program. This could be accomplished with another BASIC program as well, using the techniques described for adding the DATA statements to Program 2.

Now let's take a look at a couple of utility programs that you may find useful. The first computes a cyclic redundancy check, CRC for short, on the data in a file. This may sound strange, but can be quite useful in cleaning up disk files and keeping program versions straight. The second utility allows BASIC to enter a BASIC program from a sequential disk file. This utility can add some powerful features to your BASIC programming.

Redundancy Check

Whenever data is transferred from one device to another, it's always a good idea to do something to verify that the data was transferred correctly. A simple method is called the *checksum*. Since the data is usually transferred in bytes, this method usually involves adding the bytes of data together to form a sum. This is done by both the receiver and the sender. Once the data has been sent, the sum is sent. The receiver compares this sum with the sum it computed. If the sums don't match, the data wasn't received correctly.

Though simple, the checksum method is not foolproof. If the sum the receiver receives




Verbatim

flexible disks

Call Free (800) 235-4137 for prices and information. Dealer inquiries invited. C.O.D. and charge cards accepted.

PACIFIC EXCHANGES
100 Foothill Blvd.
San Luis Obispo, CA
93401. In Cal. call
(800) 592-5935 or
(805) 543-1037.



matches the sum it computed, it does not guarantee that the data was received without error. There are several ways in which errors in the transmission won't show in the checksum. For one thing, it's possible for errors in different bytes to balance each other.

CRC's Work Better

When a better method is needed, the cyclic redundancy check is the one to turn to. The cyclic redundancy check (CRC) uses each bit of each data byte to compute the CRC value. As a result, a change in a single bit in the stream of bytes will have a significant change in the final CRC value.

You may think that you haven't used a CRC, but if you have the 1541 disk drive, you have been using it quite a lot. In fact, I don't know of any disk drive that doesn't go to the expense of computing a CRC to insure that data has been read from the disk correctly.

Where I work, we have a utility program which uses the CRC for a slightly different purpose. Over a period of time we tend to accumulate various versions of a file or program, spread among many diskettes. Often, many of the versions have the same filename. This can present problems when we're not sure which version we are dealing with on a particular disk. To handle this situation, we have a utility program which computes a CRC on the bytes in a file. By comparing the CRC computed for two different files, we can be certain if the two files are identical. Armed with the CRC for the most recent version, we can weed out the older versions with no problem.

To accomplish the same thing on the 64, you can use Program 1. This will load a small machine language routine which reads the data and computes the CRC. It loads into the cassette buffer, so it can be used as is only for disk files. Since this routine must return the CRC value, it must be called via the USR function. To link the routine to the USR function, enter the following in direct mode (no line number):

```
POKE 785,60: POKE 786,3
```

To obtain the CRC for a file, execute the following two commands:

```
OPEN 1,8,2,"file,type,R"  
PRINT USR(0)
```

where *file* is the name of the desired file, and *type* is the associated file type, Sequential, Program, or User. The routine won't work on random access or relative files. It is important to use logical file 1, since the machine language routine is designed to read from that channel.

Sequential Merge

Now for the second utility. There are several methods for merging routines from one BASIC program into another. One way is to write a program which can merge two BASIC programs to form a third program. Another way, which is a little more flexible, is to have BASIC read the text from a file instead of the keyboard. I have worked with a couple of BASICs which can do this via an ENTER command. This not only allows you to merge a BASIC text file with the program already in memory, but allows you to enter BASIC text files that are transferred from other computer systems.

There is a way of fooling BASIC to input from the cassette instead of the keyboard while in command mode. Unfortunately this doesn't work when inputting from the disk. After inputting the first line and adding it to the program, BASIC makes a subroutine call which closes all serial bus channels. This prevents any further input from the disk file. If this subroutine call could be eliminated, we would be half way to making BASIC enter commands and program lines from the disk.

Modifying BASIC

Fortunately, there is a solution: the submerged RAM. With RAM underneath the BASIC ROMs, we can copy BASIC to RAM and make any changes we want. Running Program 2 will load the required machine language routines into the cassette buffer.

Once the routines are loaded, you may enter a text file by executing the following two commands:

```
OPEN 1,8,2,"file,S,R"  
SYS 828
```

where *file* is the name of the file to enter. It is assumed that the text file will be a Sequential file, though it could be a User file and work the same. It is important to use logical file 1, since the machine language routine inputs from that logical file.

If the text file you enter was generated by LISTING a program to a disk file, then the file will probably have a READY prompt at the end. This doesn't affect the entry of the program, though it will cause a SYNTAX ERROR message to be displayed when the READY prompt is encountered.

Listing BASIC To Disk

For those who haven't listed a BASIC program to disk, it's done approximately the same way as listing to a printer. For example, the following two commands will list lines 100-200 from the

BASIC program in memory to a disk file:

```
OPEN 1,8,2,"file,S,W":CMD 1
LIST 100-200:
PRINT#1:CLOSE 1
```

where *file* is the name of the file in which to write the listing.

The routine works by first opening a channel to logical file 1. If this is successful, it then copies the BASIC ROMs to the RAM underneath. This task is simplified by the fact that writing to the ROMs will write the RAM underneath even though the ROMs are enabled.

Adding The Patches

Once copied, a couple of patches are made to the RAM copy of BASIC. The first patch modifies the subroutine call which is responsible for inputting a character. The subroutine call is modified to call our routine instead. The main difference in our routine is that it will fix things back to normal when the end of the file is reached. The second patch disables a subroutine call which closes all open channels on the serial bus when a line is added or deleted from a BASIC program in memory. The patch makes this subroutine call to go to a location which does an immediate return.

Once the patches are made, the BASIC ROMs are switched off. In addition, an input flag in page 0 is set to nonzero so that a carriage return will not be sent to the display as each line is input. When all this is complete, the setup routine returns to the patched version of BASIC. BASIC will think it is in command mode and begin inputting commands or program lines. BASIC is unaware that the text will be coming from a disk file instead of the keyboard.

When the end of the file is reached, the input file is closed, the BASIC ROMs are switched in, and the input flag is cleared. At this point, everything is back to normal, except that the text has been entered into the BASIC program. The result is exactly the same as if you'd typed it in yourself. This also means that lines that do not begin with a line number will be executed immediately instead of being added to the BASIC program.

Refer to the "Automatic Proofreader" article before typing these programs in.

Program 1: DATA Statement Generator

```
10 REM PROGRAM TO SAVE CODE IN BASIC PROG
   RAM :rem 91
20 GOTO 1000 :rem 92
100 REM OPEN OUTPUT FILE :rem 184
110 OPEN 2,8,2,NM$+"",P,W" :rem 17
120 RETURN :rem 115
200 REM OUTPUT STARTING ADDRESS :rem 217
210 PRINT#2,CHR$(1);CHR$(8); :rem 36
```


```
220 RETURN :rem 116
300 REM OUTPUT NEW LINE DATA :rem 148
310 PRINT#2,CHR$(1);CHR$(8);:REM LINK :rem 113
320 T=INT(LN/256) :rem 200
330 PRINT#2,CHR$(LN-T*256);CHR$(T); :rem 244
340 PRINT#2,CHR$(131);" " :REM DATA TOKEN :rem 255
350 LN=LN+10 :rem 149
360 RETURN :rem 121
400 REM OUTPUT BYTE :rem 157
410 BY$=STR$(BY):SUM=SUM+BY :rem 193
420 BY$=RIGHT$(BY$,LEN(BY$)-1) :rem 189
430 PRINT#2,BY$;" "; :rem 74
440 RETURN :rem 120
500 REM OUTPUT SUM :rem 95
510 SU$=STR$(SUM):SUM=0 :rem 158
520 SU$=RIGHT$(SU$,LEN(SU$)-1) :rem 229
530 PRINT#2,SU$;CHR$(0); :rem 106
540 RETURN :rem 121
600 REM CLOSE FILE :rem 16
610 PRINT#2,CHR$(0);CHR$(0); :rem 31
620 CLOSE 2 :rem 64
630 RETURN :rem 121
1000 REM GET PARAMETERS :rem 121
1010 INPUT"STARTING ADDRESS=";SA :rem 20
1020 INPUT"ENDING ADDRESS=";EA :rem 80
1030 INPUT"STARTING LINE NUMBER";LN :rem 202
1040 INPUT"FILE NAME";NM$ :rem 212
2000 REM WRITE PROGRAM :rem 73
2010 GOSUB 100:REM OPEN FILE :rem 68
2020 GOSUB 200:REM OUTPUT ADDRESS:rem 235
2030 SUM=LN:GOSUB 300:REM FIRST LINE :rem 172
2040 GOSUB 500 :rem 219
2050 GOSUB 300:REM SECOND LINE :rem 220
2060 SUM=SA:GOSUB 500 :rem 221
2070 GOSUB 300:REM THIRD LINE :rem 157
2080 SUM=EA:GOSUB 500 :rem 209
2100 FOR I=0 TO EA-SA :rem 74
2110 IF INT(I/8)*8=I THEN GOSUB 300 :rem 105
```

Maxell Floppy Disks

The Mini-Disks
with maximum
quality.



Dealer inquiries invited. C.O.D.'s accepted.
Call FREE (800) 235-4137



PACIFIC EXCHANGES
100 Foothill Blvd.
San Luis Obispo, CA 93401
In Cal call (800) 592-5935 or
(805) 543-1037



```

2120 BY=PEEK(SA+I):GOSUB 400      :rem 105
2130 IF INT((I+1)/8)*8=(I+1) THEN GOSUB500
      0                             :rem 199
2140 NEXT                          :rem 6
2150 IF INT(I/8)*8<>I THEN GOSUB 500
      :rem 172
2160 GOSUB 600:END                 :rem 240

```

Program 2: Loader For DATA Statement Generator

```

1 READ LN,SA,EA:LN=LN+30          :rem 146
10 FOR I=0 TO EA-SA               :rem 232
20 READ BY:POKE SA+I,BY:SUM=SUM+BY
      :rem 120
30 IF INT((I+1)/8)*8<>(I+1) THEN 60
      :rem 242
40 READ CS:IF CS<>SUM THEN 90      :rem 124
50 SUM=0:LN=LN+10                 :rem 254
60 NEXT                            :rem 165
70 IF INT(I/8)*8<>I THEN READ CS:IF CS<>S
      UM THEN 90                   :rem 78
80 PRINT "SUCCESSFUL LOAD":END     :rem 106
90 PRINT "ERROR IN LINE";LN:END   :rem 105

```

Program 3: Cyclic Redundancy Check

```

1 READ LN,SA,EA:LN=LN+30          :rem 146
10 FOR I=0 TO EA-SA               :rem 232
20 READ BY:POKE SA+I,BY:SUM=SUM+BY
      :rem 120
30 IF INT((I+1)/8)*8<>(I+1) THEN 60
      :rem 242
40 READ CS:IF CS<>SUM THEN 90      :rem 124
50 SUM=0:LN=LN+10                 :rem 254
60 NEXT                            :rem 165
70 IF INT(I/8)*8<>I THEN READ CS:IF CS<>S
      UM THEN 90                   :rem 78
80 PRINT "SUCCESSFUL LOAD":END     :rem 106
90 PRINT "ERROR IN LINE";LN:END   :rem 105
500 DATA 510                      :rem 69
510 DATA 828                      :rem 82
520 DATA 897                      :rem 89
530 DATA 162,1,32,198,255,169,0,133,950
      :rem 132
540 DATA 252,133,253,32,207,255,176,39,13
      47                             :rem 80
550 DATA 133,251,162,8,6,252,38,253,1103
      :rem 173
560 DATA 144,6,6,251,176,18,144,4,749
      :rem 42
570 DATA 6,251,144,12,165,252,73,5,908
      :rem 85
580 DATA 133,252,165,253,73,128,133,253,1
      390                             :rem 128
590 DATA 202,208,225,165,144,240,212,32,1
      428                             :rem 115
600 DATA 204,255,169,1,32,195,255,164,127
      5                               :rem 29
610 DATA 252,165,253,108,5,0,783   :rem 40

```

Program 4: Entering BASIC From A Sequential File

```

1 READ LN,SA,EA:LN=LN+30          :rem 146
10 FOR I=0 TO EA-SA               :rem 232

```

```

20 READ BY:POKE SA+I,BY:SUM=SUM+BY
      :rem 120
30 IF INT((I+1)/8)*8<>(I+1) THEN 60
      :rem 242
40 READ CS:IF CS<>SUM THEN 90      :rem 124
50 SUM=0:LN=LN+10                 :rem 254
60 NEXT                            :rem 165
70 IF INT(I/8)*8<>I THEN READ CS:IF CS<>S
      UM THEN 90                   :rem 78
80 PRINT "SUCCESSFUL LOAD":END     :rem 106
90 PRINT "ERROR IN LINE";LN:END   :rem 105
500 DATA 510                      :rem 69
510 DATA 828                      :rem 82
520 DATA 937                      :rem 84
530 DATA 162,1,32,198,255,144,6,169,967
      :rem 148
540 DATA 1,32,195,255,96,169,0,133,881
      :rem 91
550 DATA 251,169,160,133,252,160,0,177,13
      02                             :rem 63
560 DATA 251,145,251,200,208,249,230,252,
      1786                             :rem 174
570 DATA 165,252,201,192,208,241,169,129,
      1557                             :rem 185
580 DATA 141,99,165,169,3,141,100,165,983
      :rem 245
590 DATA 169,128,141,97,166,169,3,141,101
      4                               :rem 37
600 DATA 98,166,165,1,41,254,133,1,859
      :rem 89
610 DATA 169,255,133,19,96,134,251,32,108
      9                               :rem 36
620 DATA 207,255,36,144,48,5,112,3,810
      :rem 74
630 DATA 166,251,96,72,132,252,32,204,120
      5                               :rem 18
640 DATA 255,169,1,32,195,255,165,1,1073
      :rem 185
650 DATA 9,1,133,1,169,0,133,19,465
      :rem 183
660 DATA 164,252,166,251,104,96,1033
      :rem 242


```

©

wabash®

When it comes to Flexible Disks,
nobody does it better than Wabash.

MasterCard, Visa Accepted.
Call Free: (800) 235-4137



**PACIFIC
EXCHANGES**

100 Foothill Blvd.
San Luis Obispo, CA
93401. (In Cal. call
(805) 543-1037)

Commodore 64 Music: Happy Birthday

Jim Butterfield, Associate Editor

"The trouble is," said my friend Andrew, "that you can't find the programs which are most wanted. For example, a program that plays 'Happy Birthday to You' is needed for several reasons. First, the 64 is often given as a birthday present; this should be its first program. Second, the computer is a member of the family, and should play a part in the celebrations...."

It didn't seem too hard a job to me. The music-playing program already existed in BASIC, and BASIC programs are easy to change and expand. The musically inclined SID chip gave BASIC lots of time to do extra things.

The music should be written rather slowly (people tend to sing along rather sluggishly), and the words should come up on the screen. A bouncing ball could be achieved by using sprites, but I chose a simpler approach.

Let's program along; I'll give brief notes on what's happening.

```
100 PRINT CHR$(147);CHR$(154)
```

Let's clear the screen, set the color to light blue (that's normal).

```
101 READ S:IFS=0GOTO109
102 READ S$:GOSUB1000
103 READ X1,Y1,X2,Y2,X3,Y3
104 GOTO101
```

The above code runs through the DATA statements, printing the words of the song. The subroutine at line 1000 does the actual printing; we'll look at it later.

```
109 RESTORE:PRINTCHR$(19);CHR$(5)
```

We back up to the start of the DATA statements with the RESTORE command. Now we HOME the cursor and change our printing color to white.

```
110 L1=54272:L2=54279:L3=54286
120 H1=L1+1:H2=L2+1:H3=L3+1
130 V1=L1+4:V2=L2+4:V3=L3+4
140 POKE 54296,15
```

This sets the locations of the various instruments in the SID chip. L and H will be the low and high parts of the frequency (pitch) for each note. V will be the "action" location where we strike the note. And we turn the volume up to its maximum value of 15.

```
150 POKE V1+1,9:POKE V1+2,0
160 POKE V2+1,36:POKE V2+2,36
170 POKE V3+1,18:POKE V3+2,170
```

This sets the "envelope" for each voice. Voice 1 is bell-like; voice 2 sounds something like a harmonica; and voice 3 has the sound of a bass guitar. As part of our POKE sequence we set the following characteristics:

Attack—how fast the sound appears. This will be fast for the bell and guitar, rather slow for the harmonica.

Decay—how quickly the initial sound settles. This will be fairly slow for the bell, fast for harmonica and guitar.

Sustain—at what level the sound will "hold" once it's settled in. Bell and guitar won't hold the sound at all; it must fade away. The harmonica can keep the sound going for some time.

Release—how long it will take for the sound to die away. The bell dies almost instantly; the harmonica holds for a brief period; and the bass guitar continues to sound longer after it has been plucked.

```
180 T=TI
```

We'll be using the timer TI to control the timing of each note. Synchronize your watches; here comes the music-playing part.

```
200 POKE V1,16:POKE V2,32:POKE V3,16
```

Release all the instruments. Let go of the string, stop blowing, take your finger off the keys. We must do this each time before we can start the next note. You might observe that the bell and guitar use a value of 16 for a mellow triangle sound; the harmonica uses a more raspy "saw-tooth" created by value 32.

```
210 READ S:IFS=0GOTO290
212 READ S$:GOSUB1000
```

Read the timing of the next note. If it's zero, quit. Read the word or part of a word that goes with a note. Print it (this time in white).

```
220 READ X1,Y1,X2,Y2,X3,Y3
```

Get the pitch of each of the three notes. If an instrument is silent this time around, its pitch will be given as zero in the DATA statement.

```

230 IF X1 THEN POKEH1,X1:POKEL1,Y1:POKEV1
,17
240 IF X2 THEN POKEH2,X2:POKEL2,Y2:POKEV2
,33
250 IF X3 THEN POKEH3,X3:POKEL3,Y3:POKEV3
,17

```

For each instrument: If its pitch is not zero, set the pitch and hit the note. You will see that we make the note sound by adding 1 to the waveform value. Compare these values with the ones shown in line 200, above.

```

260 T=T+S
270 IF T>TI GOTO270
280 GOTO200

```

We calculate the note's timing, and wait until the proper amount of time has passed. Then we go back and get the next note.

```

290 FOR J=L1 TO 54296:POKE J,0:NEXT J
295 PRINT CHR$(154):END

```

Finally, we clear all the SID music registers, change the printing color back to light blue, and stop.

Here come the DATA statements to play the music and write the words. Note that whenever a word ends with a period or comma, it will be printed and then a new line will be started.

```

300 DATA 40,"{2 SPACES}HAP",34,75,0,0,0,0
310 DATA 20,"PY",34,75,0,0,0,0
320 DATA 60," BIRTH",38,126,28,214,5,185
330 DATA 60," DAY",34,75,28,214,0,0
340 DATA 60," TO",45,198,38,126,5,185
350 DATA 60," YOU",43,52,30,141,4,73
360 DATA 60," ",0,0,0,0,0,0
370 DATA 40,"{2 SPACES}HAP",34,75,0,0,0,0
380 DATA 20,"PY",34,75,0,0,0,0
390 DATA 60," BIRTH",38,126,30,141,6,108
400 DATA 60," DAY",34,75,30,141,0,0
410 DATA 60," TO",51,97,34,75,4,73
420 DATA 60," YOU",45,198,28,214,5,185
430 DATA 60," ",0,0,0,0,0,0
440 DATA 40,"{2 SPACES}HAP",34,75,0,0,0,0
450 DATA 20,"PY",34,75,0,0,0,0
460 DATA 60," BIRTH",68,149,22,227,5,185
470 DATA 60," DAY",57,172,25,177,0,0
480 DATA 60," DEAR",45,198,28,214,7,53
500 DATA 60," AN",21,154,30,141,7,163
510 DATA 60," DREW",19,63,30,141,0,0
520 DATA 60," ",0,0,0,0,0,0
530 DATA 40,"{2 SPACES}HAP",61,126,0,0,0,0
0
540 DATA 20,"PY",61,126,0,0,0,0
550 DATA 60," BIRTH",57,172,34,75,8,147
560 DATA 60," DAY",45,198,28,214,0,0
600 DATA 60," TO",51,97,30,141,4,73
610 DATA 60," YOU.",45,198,28,214,2,220
620 DATA 0
1000 PRINTS$;:IF RIGHT$(S$,1)<"0"THENPRINT
T
1010 RETURN

```

Finally, we see a subroutine at 1000 to print the word or part word, and to test if it ends in a nonalphabetic character. If so, a new line will be started. Be sure to include the semicolon after the PRINT statement in line 1000.

Copyright © 1983 Jim Butterfield

CAPUTE!

Modifications Or Corrections To Previous Articles

TI Jackpot

Our lister program garbled characters in several graphics definition lines of the TI-99/4A version of this program from the August issue (p. 83). Several readers have noted that lines 660, 680, and 690 should read as follows:

```

660 DISPLAY AT(12,2)SIZE(25):"w"&CHR
R$(133)&CHR$(134)&"wwwwwwwwwst
ststwwwwww" :: DISPLAY AT(13,2)
SIZE(25):"wJJw~w~w>w2wwuvuvv>
w14w"
680 DISPLAY AT(15,2)SIZE(25):"wJJJJ
w~w>w5ww!|}|<=w>w18w" :: DISPLA
Y AT(16,2)SIZE(25):"wdede;www
wwz{z{z{wwwwww"
690 DISPLAY AT(17,2)SIZE(25):"wfgfg
<=w>10ww!|}|}|w>w18w" :: DISPLA
Y AT(18,2)SIZE(25):"wdededewwww
ww:::;:;:;wwwwww"

```

Also, the space near the end of the string in line 440 (between the characters 1F and 1F) should be omitted.

VIC Lightsaver ✓

The machine language for this program from the September issue (p. 96) is correct, but there are bugs in the version of "Tiny MLX" (p. 151) to be used to enter it. Lines 100 and 210 of Tiny MLX do not contain the proper values for "Lightsaver." Also, a change is necessary to line 763 to allow you to use BASIC's standard LOAD and RUN commands to activate Lightsaver. The corrected lines are as follows:

```

100 POKE 55,30:POKE 56,25:CLR:POKE 788,19
4 :rem 21
210 S=6430:E=7677 :rem 135
763 POKE 780,1:POKE 781,DV:POKE 782,0:SYS
65466 :rem 68

```

64 Devastator ✓

Readers using the "Automatic Proofreader" to check the BASIC portion of the 64 version of this game from the August issue (Program 7, p. 79) have noticed a problem with line 60. The error does not affect the operation of the program, but if you'd like the checksum for line 60 to match the one which appears in the magazine, add {7 RIGHT} after the {12 DOWN} in that line.

COMPUTE!'s Guide To Typing In Programs

Before typing in any program, you should familiarize yourself with your computer. Learn how to use the keyboard to type in and correct BASIC programs. Read your manuals to understand how to save and load BASIC programs to and from your disk drive or cassette unit. Computers are precise—take special care to type the program *exactly* as listed, including any necessary punctuation and symbols. To help you with this task, we have implemented a special listing convention as well as a program to help check your typing—the “Automatic Proofreader.” Please read the following notes before typing in any programs from COMPUTE!. They can save you a lot of time and trouble.

Since programs can contain some hard-to-read (and hard-to-type) special characters, we have developed a listing system that spells out in abbreviated form the function of these control characters. You will find these special characters within curly braces. For example, {CLEAR} or {CLR} instructs you to insert the symbol which clears the screen on the Atari or Commodore machines. A symbol by itself within curly braces is usually a control key or graphics key. If you see {A}, hold down the CONTROL key and press A. Commodore machines have a special control key labeled with the Commodore logo. Graphics characters entered with the Commodore logo key are enclosed in a new kind of special bracket. A graphics character can be listed as [A]. In this case, hold down the Commodore logo key as you type A. Our Commodore listings are in uppercase, so shifted symbols are underlined. A graphics heart symbol (SHIFT-S) would be listed as S.

If a number precedes a symbol, such as {5 RIGHT}, {6 S}, or [8 Q], you would enter five cursor rights, six shifted S's, or eight Commodore-Q's. On the Atari, inverse characters (printed in white on black) should be entered with the Atari logo key. Since spacing is sometimes important, any more than two spaces will be listed, for example, as: {6 SPACES}. A space is never left at the end of a line, but will be moved to the next printed line as {SPACE}.

There are no special control characters found in our IBM PC/PCjr, TI-99/4A, and Apple program listings. For your convenience, we have prepared this quick-reference key for the Commodore and Atari special characters:

Atari 400/800/XL

When you see	Type	See
{CLEAR}	ESC SHIFT <	↵ Clear Screen
{UP}	ESC CTRL -	↑ Cursor Up
{DOWN}	ESC CTRL =	↓ Cursor Down
{LEFT}	ESC CTRL +	← Cursor Left
{RIGHT}	ESC CTRL *	→ Cursor Right
{BACK S}	ESC DELETE	⌫ Backspace
{DELETE}	ESC CTRL DELETE	⌫ Delete character
{INSERT}	ESC CTRL INSERT	⌫ Insert character
{DEL LINE}	ESC SHIFT DELETE	⌫ Delete line
{INS LINE}	ESC SHIFT INSERT	⌫ Insert line
{TAB}	ESC TAB	⇥ TAB key
{CLR TAB}	ESC CTRL TAB	⇥ Clear tab
{SET TAB}	ESC SHIFT TAB	⇥ Set tab stop
{BELL}	ESC CTRL 2	🔔 Ring buzzer
{ESC}	ESC ESC	⌨ ESCape key

Commodore PET/CBM/VIC/64

When You Read:	Press:	See:	When You Read:	Press:	See:
{CLR}	SHIFT CLR/HOME		{GRN}	CTRL 6	
{HOME}	CLR/HOME		{BLU}	CTRL 7	
{UP}	SHIFT ↑ CRSR		{YEL}	CTRL 8	
{DOWN}	↓ CRSR		{F1}	F1	
{LEFT}	SHIFT ← CRSR		{F2}	F2	
{RIGHT}	→ CRSR		{F3}	F3	
{RVS}	CTRL 9		{F4}	F4	
{OFF}	CTRL 0		{F5}	F5	
{BLK}	CTRL 1		{F6}	F6	
{WHT}	CTRL 2		{F7}	F7	
{RED}	CTRL 3		{F8}	F8	
{CYN}	CTRL 4				
{PUR}	CTRL 5				↑ SHIFT

The Automatic Proofreader

Also, we have developed a simple, yet effective program that can help check your typing. Type in the appropriate Proofreader program for your machine, then save it for future use. On the VIC, 64, or Atari, run the Proofreader to activate it, then enter NEW to erase the BASIC loader (the Proofreader will still be active, hidden in memory, as a machine language program). Pressing RUN/STOP-RESTORE or SYSTEM RESET deactivates the Proofreader. You can use SYS 886 to reactivate the VIC/64 Proofreader, or PRINT USR(1536) to reenable the Atari Proofreader. The IBM Proofreader is a BASIC program that lets you enter, edit, list, save, and load programs that you type. It simulates the IBM's BASIC line editor.

Using The Automatic Proofreader

Once the Proofreader is active, try typing in a line. As soon as you press RETURN, either a number (on the Commodore) or a pair of letters

Lycy Computer Marketing & Consultants

TO ORDER
CALL US

TOLL FREE 800-233-8760
In PA 1 717-327-1824

MANNESMANN TALLY

SPIRIT 80 \$299.00
MTL-160L \$559.00
MTL-180L \$775.00

NEC

NEC8023 \$369.00
NEC8025 \$699.00

PRINTER INTERFACING

AVAILABLE FOR COMMODORE
VIC, APPLE, ATARI, IBM-PC,
TRS 80, TI, AND OTHERS

Apeface 59.95
Tymac Connection CALL
Axiom CALL
Microbits 1150 CALL

CARDCO

LQ1 \$449.00
LQ2 \$279.00
LQ3 \$339.00
PRINTER INTERFACE \$39.75
PRINTER INTERFACE WITH
FULL GRAPHICS \$65.75

COMPUTER CARE BIB

DISK DRIVE CLEANER \$12.75
COMPUTER CARE KIT \$19.75

NORTRONICS

DISK DRIVE CLEANER
WITH SOFTWARE FOR
IBM-PC, ATARI, VIC,
APPLE, & TI \$29.75
DISK CLEANER REFILLS \$14.75
CASS DRIVE CLEANER \$9.95
MEDIA BULK ERASER \$46.75

MODEMS

ANCHOR MARK I \$45.75
ANCHOR MARK II \$45.95
HAYES SMART \$239.00
HAYES MICRO II \$309.00
MICROBIT 1000C \$129.00
CAT \$144.00
D-CAT \$155.00
J-CAT \$115.00
APPLE CAT II \$279.00
212 APPLE CAT \$589.00

OVER 2000
SOFT-WARE TITLES
IN STOCK

STAR

MICRONICS

GEMINI 15X \$379.00
DELTA 10 \$449.00
DELTA 15 \$525.00
RADIX 10 \$575.00
RADIX 15 \$675.00
POWERTYPE \$CALL
SWEET P (Model 100) \$549.00
STX80 \$149.00

GEMINI 10X \$259.00



HARD DISK DRIVES

-FOR-

IBM, APPLE, TRS80

10 MEG \$975.00
20 MEG \$1399.00
30 MEG CALL

* D.O.S. EXTRA

INNOVATIVE CONCEPTS

DISK STORAGE (10) \$4.95
DISK STORAGE (15) \$9.95
DISK STORAGE (25) \$19.95
Disk Storage (50)
w/Lock 25.75
Disk Storage (50) 17.95
ROM STORAGE (10) \$24.75

DISKETTES



SKC

SKC-SSSD 14.75
SKC-SSDD 17.75
SKC-DSDD 21.75

ELEPHANT

5 1/4" SSSD \$16.75
5 1/4" SSDD \$19.95
5 1/4" DSDD \$25.95

MAXELL

5 1/4" MD-1 \$24.75
5 1/4" MD-2 \$34.75

SAVE ON THESE IN-STOCK PRINTERS

CITOH

GORILLA GX-100 \$119.00
GORILLA SERIAL \$129.00
PROWRITER 8510 \$335.00
PROWRITER II \$575.00
8600 \$899.00
STARWRITER \$929.00
PRINTMASTER \$1199.00
SHEET FEEDER \$425.00
620 \$929.00
630 \$1699.00
8510 SP \$499.00
8510 SCP \$559.00
A10 LETTER QUAL \$499.00

EPSON

RX-80 \$269.00
RX-80FT \$299.00
FX-80 \$439.00
FX-100 \$639.00

OKIDATA

80 \$199.00
82A \$299.00
83A \$569.00
84 \$959.00
92 \$409.00

LEGEND

880 \$259.00
1000 \$279.00
1200 CALL
1500 CALL
1018 CALL

PANASONIC

1090 \$279.00
1091 \$309.00
1092 \$459.00

ATARI

1050 DRIVE \$299.00
1027 PRINTER CALL
1025 PRINTER \$299.00
1020 PRINTER \$219.00
1010 RECORDER \$74.00

BLUE CHIP

M12010 \$279.00
M12010 C-64 \$279.00
D4015 \$1399.00

PRINTING PAPER

3000 SHEETS
FANFOLD \$42.75
1000 SHEETS
FANFOLD \$19.75
1000 SHEETS LETTER \$21.95
200 SHEETS LETTER \$8.99
150 RAG STATIONERY \$10.99
MAILING LABELS (1 in) \$9.75
14x11 1000 FANFOLD \$24.75

STOCKING PRINTER
INTERFACE AVAILABLE
FOR MOST COMPUTERS

PERCOM

AT88S1 \$249.00
AT88S1 PD \$299.00

ADD-ON DRIVES CALL
AT 88 DOUBLER \$119.00

DISK DRIVES

RANA 1000 \$299
INDUS GT \$325



CONCORD

ATARI 176K MASTER \$289.00
ATARI 348K MASTER \$369.00
ATARI ADD-ON DRIVES \$CALL

INNOVATIVE CONCEPTS

FLIP-N-FILE 10 \$3.75
FLIP-N-FILE 15 \$8.95
FLIP-N-FILE 25 \$18.95
FLIP-N-FILE 50 \$17.75
FLIP-N-FILE (Rom Holder) \$17.75

TRACK DRIVES

AT-D2 \$329.00
AT-D2 TURBO PAK \$22.95
AT-DH CALL
PRINTER CABLE \$22.95



CUSTOMER SERVICE

1-717-327-1825

TO ORDER
CALL TOLL FREE
800-233-8760

or send order to
Lycy Computer
P.O. Box 5088
Jersey Shore, PA 17740

Risk Free-

POLICY

No deposit on C.O.D. orders; free shipping on prepaid cash orders within the continental U.S. APO, FPO, and international orders add \$5.00 plus 3% for priority mail service. PA residents add sales tax. Advertized prices show 4% discount offered for cash; add 4% for Master Card or Visa.

Lyc Computer Marketing & Consultants

TO ORDER
CALL US

TOLL FREE 800-233-8760

In PA 1-717-327-1824



KOALA

KOALA TABLET \$84.75
PROGRAMMERS GUIDE \$12.75
GEOMETRIC DESIGNS \$22.75
LOGO DESIGN \$27.75
ILLUSTRATOR \$99.75
SONG WRITER D \$27.75
MASTER TYPE \$27.75

CONTINENTAL

HOME ACCOUNT D \$44.75
TAX ADVANTAGE \$35.75
BOOK OF APPLE
SOFTWARE \$16.95
GENERAL LEDGER \$179.95
ACCOUNTS PAY \$179.95
ACCOUNTS REC \$179.95
PAYROLL \$179.95
PROPERTY MGMT \$329.95

BRODERBUND

BANK STREET D \$44.75
CHOPFLIFTER D \$24.95
DAVID'S MAGIC \$24.95
DROL D \$24.95
LODE RUN D \$24.95
SEAFOX D \$22.95
SPARE CHANGE D \$24.95
AE D \$24.75

SSI

KNIGHTS OF DESERT \$26.75
EAGLES \$26.75
TIGERS IN SNOW \$26.75
GERMANY 1985 \$36.75
BATTLE FOR
NORMANDY \$26.75
SHATTERED ALLIANCE \$39.75

CONTINENTAL 64

HOME ACCOUNT D \$44.75
TAX ADVANTAGE \$35.75
F.C.M. \$35.75
64 USERS OF ENCYC \$12.75
20 ENCYCLOPEDIA \$12.75

SCARBOROUGH 64

SONG WRITER D \$27.75
PHI BETA FILER \$32.75
MASTER TYPE \$27.75

EPYX

JUMPMAN C/D \$27.75
JUMPMAN JR R \$27.75
PITSTOP R \$27.75
TEMPLE ASPHALT \$27.75
GATE T ASPHALT \$27.75
CRUSH, C&C C/D \$21.75

VIC-64 \$199.95
1541 CALL

HES 64

TURTLE TUTOR \$22.75
TURTLE TRAINER \$22.75
TURTLE GRAPHICS \$37.75
SOUND BOX \$9.95
64 FORTH \$39.95
HESMON \$22.75
GRIDRUNNER \$19.75
ATTACK OF MC \$22.75
HESWRITER \$28.75
OMNI WRITER \$45.75
TYPE N WRITER \$24.75
PAINT BRUSH \$22.75
BENJI \$25.75
HOME MANAGER \$28.75
TIME MONEY MGR \$44.75
OMNI CALC \$33.75
SWORD POINT \$19.95
HES MODEM \$49.95
M. MULTIPLAN \$65.75

TIMWORKS

INVENTORY \$39.75
ACCOUNTS REC \$39.75
ACCOUNTS PAY \$39.75
GENERAL LEDGER \$39.75
PAYROLL \$39.75
INVENTORY MAN \$39.75
CASH FLOW \$39.75
SALES ANALYSIS \$39.75
DATA MANAGER \$19.75
MONEY MGR C/D \$19.95
CHECKBOOK C/D \$19.95
FORGET-ME-NOT \$19.95
STAR BATTLE \$19.95
ROBOT REVOLT \$19.95
SPELLBOUND C/D \$19.95

KOALA 64

KOALA TABLET \$69.75
PROGRAMMERS GUIDE \$12.75
GEOMETRIC DESIGNS \$22.75
LOGO DESIGN \$27.75
SPIDER EATER \$22.75

CARDCO

LIGHT PEN \$29.75
5 Slot Expansion 64 \$54.00
64 Write NOW \$39.00
64 Mail NOW \$29.00
2J Write NOW \$29.00
64 Keypad \$29.00
Universal Cass. Int. \$29.75
Printer Utility \$19.75
6 Slot Expansion \$79.95
3 Slot Expansion \$24.95

SPINNAKER 64

KINDERCOMP D/R \$21.75
STORY MACH ROM \$24.75
FACE MAKER D/R \$24.75
SNOOPER TR D \$26.75
SNOOPER T2 D \$26.75
DELTA DRAW ROM \$26.75
FRACTION F ROM \$24.75
KIDS ON KEYS \$24.75

MITRY MO \$79.95

MODEMS

COMMODORE

SPINNAKER

STORY MACHINE R \$26.75
FACE MAKER R \$24.75
KINDEROMP R \$20.75
FRACTION FEVER R \$24.75
DELTA DRAWING R \$26.75

ATARI

DEADLINE \$34.75
ENCHANTER \$34.75
INFIDEL \$34.75
PLANETFALL \$34.75
STAR CROSS \$34.75
SUSPENDED \$34.75
WITNESS \$34.75
ZORK I \$34.75
ZORK II \$34.75
ZORK III \$34.75

BUSINESS

VISICALC \$159.75
LETTER PERFECT \$89.75
LETTER PERFECT R \$89.75
DATA PERFECT \$89.75
FILE MANAGER \$69.75
HOME FILE MGR \$69.75
BOOKKEEPER \$19.75
C.R.I.S. \$119.75
TEXT WIZZARD \$34.75
SPELL WIZZARD \$34.75

PARKER BROTHERS

TUTANKHAM R \$33.75
SUPER COBRA R \$33.75
ASTRO CHASE R \$33.75
FROGGER R \$33.75
Q BERT R \$33.75
POPEYE R \$33.75

AMDEK

VIDEO 300 \$139.00
VIDEO 300A \$149.00
COLOR 1+ \$269.00
COLOR 11+ \$399.00

GORILLA

12" GREEN \$82.00
12" AMBER \$89.00

NEC

JB1260 GREEN \$99.00
JB1201 GREEN \$145.00
JB1205 AMBER \$145.00
JC1215 COLOR \$269.00
JC1216 \$399.00

SAKATA

SC100 COLOR \$229.00
SG1000 GREEN \$99.00
SA AMBER \$109.00

MONITORS TAXAN

100 GREEN \$115.00
105 AMBER \$125.00
210 RGB COMPOSITE \$269.00
400 RGB MEDRES \$295.00
410 RGB HI RES \$349.00
420 RGB HI RES (IBM) \$475.00
121 GREEN \$145.00
122 AMBER \$149.00

ZENITH

ZVM 122A AMBER \$95.00
ZVM 123G GREEN \$85.00
ZUM 124IBM-PC \$129.00
ZUM COLOR \$275.00
ZUM 133 RGB \$389.00
ZUM 135 RGB \$449.00
ZUM 136 \$589.00

ATARI

INFOCOM

DEADLINE \$34.75
ZORK 1, 2, or 3 \$26.75
ENCHANTER \$34.75

EDUFUN

GULP ARROW
GRAPHICS \$24.75
FACE FLASH \$24.75

CONTINENTAL

HOME ACCOUNT D \$44.75
TAX ADVANTAGE \$35.75
BOOK OF ATARI
SOFTWARE \$16.95

SCARBOROUGH

SONG WRITER D \$27.75
MASTER TYPE \$27.75

EASTERN HOUSE

MONKEY WRENCH II \$52.75

DON'T ASK SOFTWARE

SAM \$39.75
ABUSE \$22.75
WORD RACE \$24.75
PROGRAM DESIGN

ANALOGIES \$14.50
PREP FOR SAT'S \$79.75
PRESCHOOL IQ
BUILDER \$16.75
READING COMP \$16.75
VOCABULARY BUILDER \$16.75
LET'S SPELL \$14.75

AMERICA'S MAIL ORDER HEADQUARTERS

LYCO COMPUTER

WORLD'S LEADER IN SALES & SERVICE

Lyc Computer
P.O. Box 5088
Jersey Shore, PA 17740
(717) 327-1091
CATALOG AVAILABLE

(Atari or IBM) appears. The number or pair of letters is called a *checksum*. Try making a change in the line, and notice how the checksum changes.

All you need to do is compare the value provided by the Proofreader with the checksum printed in the program listing in the magazine. In Commodore listings, the checksum is a number from 0 to 255. It is set off from the rest of the line with *rem*. This prevents a syntax error if the checksum is typed in, but the REM statements and checksums need *not* be typed in. It is just there for your information.

In Atari and IBM listings, the checksum is given to the left of each line number. Just type in the program, a line at a time (without the printed checksum) and compare the checksum generated by the Proofreader to the checksum in the listing. If they match, go on to the next line. If not, check your typing: You've made a mistake. On the Commodore and Atari Proofreader, spaces are not counted as part of the checksum, and no check is made to see that you've typed in the characters in the right order. If characters are transposed, the checksum will still match the listing. Because of the checksum method used, do not use abbreviations, such as ? for PRINT. However, the Proofreader does catch the majority of typing errors most people make. The IBM Proofreader is even pickier; it *will* detect errors in spacing and transposition. Also, be sure you leave Caps Lock on, except when you need to enter lowercase characters.

Special Proofreader Notes For Commodore Cassette Users

The Proofreader resides in the cassette buffer, which is used during tape LOADs and SAVEs. Be sure to press RUN/STOP-RESTORE before you save or load a program, to get the Proofreader out of the way. If you want to use the Proofreader with tape, run the Proofreader, then enter these two lines *exactly* as shown, pressing RETURN after each one:

```
A$="PROOFREADER.T":B$="{10 SPACES}"
:FORX=1TO4:A$=A$+B$:NEXT
FORX=886TO1018:A$=A$+CHR$(PEEK(X))
:NEXT:OPEN 1,1,A$:CLOSE1
```

Then press RECORD and PLAY on a blank tape, and a special version of the Proofreader will be saved to tape. Anytime you need to reload the Proofreader after it has been erased, just rewind the tape, type OPEN1:CLOSE1, then press PLAY. When READY comes back, enter SYS 886.

IBM Proofreader Commands

Since the IBM Proofreader replaces the computer's normal BASIC line editor, it has to include

many of the direct-mode IBM BASIC commands. The syntax is identical to IBM BASIC. Commands simulated are LIST, LLIST, NEW, FILES, SAVE, and LOAD. When listing your program, press any key (except Ctrl-Break) to stop the listing. If you enter NEW, the Proofreader will prompt you to press Y to be especially sure you mean yes.

Two new commands are BASIC and CHECK. BASIC exits the Proofreader back to IBM BASIC, leaving the Proofreader in memory. CHECK works just like LIST, but shows the checksums along with the listing. After you have typed in a program, save it to disk. Then exit the Proofreader with the BASIC command, and load the program into the normal BASIC environment (this will replace the Proofreader in memory). You can now run the program, but you may want to resave it to disk. This will shorten it on disk and make it load faster, but it can no longer be edited with the Proofreader. If you want to convert a program to Proofreader format, save it to disk with SAVE "filename",A.

Program 1: VIC/64 Proofreader

```
100 PRINT"{CLR}PLEASE WAIT...":FORI=886TO10
18:READA:CK=CK+A:POKEI,A:NEXT
110 IF CK<>17539 THEN PRINT"{DOWN}YOU MADE
{SPACE}AN ERROR":PRINT"IN DATA STATEMEN
TS.":END
120 SYS886:PRINT"{CLR}{2 DOWN}PROOFREADER A
CTIVATED.":NEW
886 DATA 173,036,003,201,150,208
892 DATA 001,096,141,151,003,173
898 DATA 037,003,141,152,003,169
904 DATA 150,141,036,003,169,003
910 DATA 141,037,003,169,000,133
916 DATA 254,096,032,087,241,133
922 DATA 251,134,252,132,253,008
928 DATA 201,013,240,017,201,032
934 DATA 240,005,024,101,254,133
940 DATA 254,165,251,166,252,164
946 DATA 253,040,096,169,013,032
952 DATA 210,255,165,214,141,251
958 DATA 003,206,251,003,169,000
964 DATA 133,216,169,019,032,210
970 DATA 255,169,018,032,210,255
976 DATA 169,058,032,210,255,166
982 DATA 254,169,000,133,254,172
988 DATA 151,003,192,087,208,006
994 DATA 032,205,189,076,235,003
1000 DATA 032,205,221,169,032,032
1006 DATA 210,255,032,210,255,173
1012 DATA 251,003,133,214,076,173
1018 DATA 003
```

Program 2: Atari Proofreader

```
100 GRAPHICS 0
110 FOR I=1536 TO 1700:READ A:POK
E I,A:CK=CK+A:NEXT I
120 IF CK<>19072 THEN ? "ERROR IN
DATA STATEMENTS. CHECK TYPI
NG.":END
130 A=USR(1536)
140 ? :? "AUTOMATIC PROOFREADER N
OW ACTIVATED."
150 END
```

```

1536 DATA 104,160,0,185,26,3
1542 DATA 201,69,240,7,200,200
1548 DATA 192,34,208,243,96,200
1554 DATA 169,74,153,26,3,200
1560 DATA 169,6,153,26,3,162
1566 DATA 0,189,0,228,157,74
1572 DATA 6,232,224,16,208,245
1578 DATA 169,93,141,78,6,169
1584 DATA 6,141,79,6,24,173
1590 DATA 4,228,105,1,141,95
1596 DATA 6,173,5,228,105,0
1602 DATA 141,96,6,169,0,133
1608 DATA 203,96,247,238,125,241
1614 DATA 93,6,244,241,115,241
1620 DATA 124,241,76,205,238,0
1626 DATA 0,0,0,0,32,62
1632 DATA 246,8,201,155,240,13
1638 DATA 201,32,240,7,72,24
1644 DATA 101,203,133,203,104,40
1650 DATA 96,72,152,72,138,72
1656 DATA 160,0,169,128,145,88
1662 DATA 200,192,40,208,249,165
1668 DATA 203,74,74,74,74,24
1674 DATA 105,161,160,3,145,88
1680 DATA 165,203,41,15,24,105
1686 DATA 161,200,145,88,169,0
1692 DATA 133,203,104,170,104,168
1698 DATA 104,40,96

```

Programs using the IBM Proofreader will appear beginning next month.

Program 3: IBM Proofreader

```

100 DIM L$(500),LNUM(500):COLOR 0,7,7:KEY
    OFF:CLS:MAX=0:LNUM(0)=65536!
110 ON ERROR GOTO 120:KEY 15,CHR$(4)+CHR
    R$(70):ON KEY(15) GOSUB 640:KEY (15
    ) ON:GOTO 130
120 RESUME 130
130 DEF SEG=&H40:W=PEEK(&H4A)
140 ON ERROR GOTO 650:PRINT:PRINT"Proof
    reader Ready."
150 LINE INPUT L$:Y=CSRLIN-INT(LEN(L$)/
    W)-1:LOCATE Y,1
160 DEF SEG=0:POKE 1050,30:POKE 1052,34
    :POKE 1054,0:POKE 1055,79:POKE 1056
    ,13:POKE 1057,28:LINE INPUT L$:DEF
    SEG:IF L$="" THEN 150
170 IF LEFT$(L$,1)=" " THEN L$=MID$(L$,
    2):GOTO 170
180 IF VAL(LEFT$(L$,2))=0 AND MID$(L$,3
    ,1)=" " THEN L$=MID$(L$,4)
190 LNUM=VAL(L$):TEXTS=MID$(L$,LEN(STR$
    (LNUM))+1)
200 IF ASC(L$)>57 THEN 260 'no line num
    ber, therefore command
210 IF TEXTS="" THEN GOSUB 540:IF LNUM=
    LNUM(P) THEN GOSUB 560:GOTO 150 ELS
    E 150 'delete line
220 CKSUM=0:FOR I=1 TO LEN(L$):CKSUM=(C
    KSUM+ASC(MID$(L$,I))*I) AND 255:NEX
    T:LOCATE Y,1:PRINT CHR$(65+CKSUM/16
    )+CHR$(65+(CKSUM AND 15))+" "+L$
230 GOSUB 540:IF LNUM(P)=LNUM THEN L$(P
    )=TEXTS:GOTO 150 'replace line
240 GOSUB 580:GOTO 150 'insert the line
250 'command processor. step 1: conver
    t to uppercase
260 TEXTS="":FOR I=1 TO LEN(L$):A=ASC(M
    ID$(L$,I)):TEXTS=TEXTS+CHR$(A+32*(A
    >96 AND A<123)):NEXT

```

```

270 DELIMITER=INSTR(TEXTS," "):COMMANDS
    =TEXTS:ARG$="":IF DELIMITER THEN CO
    MMAND$=LEFT$(TEXTS,DELIMITER-1):ARG
    $=MID$(TEXTS,DELIMITER+1) 'separate
    command from argument
280 IF COMMANDS<>"LIST" THEN 410
290 OPEN "scrn:" FOR OUTPUT AS #1
300 IF ARG$="" THEN FIRST=0:P=MAX-1:GOT
    O 340
310 DELIMITER=INSTR(ARG$,"-"):IF DELIMI
    TER=0 THEN LNUM=VAL(ARG$):GOSUB 540
    :FIRST=P:GOTO 340
320 FIRST=VAL(LEFT$(ARG$,DELIMITER)):LA
    ST=VAL(MID$(ARG$,DELIMITER+1))
330 LNUM=FIRST:GOSUB 540:FIRST=P:LNUM=L
    AST:GOSUB 540:IF P=0 THEN P=MAX-1
340 FOR X=FIRST TO P:N$=MID$(STR$(LNUM(
    X)),2)+""
350 IF CKFLAG=0 THEN A$="":GOTO 370
360 CKSUM=0:A$=N$+L$(X):FOR I=1 TO LEN(
    A$):CKSUM=(CKSUM+ASC(MID$(A$,I))*I)
    AND 255:NEXT:A$=CHR$(65+CKSUM/16)+
    CHR$(65+(CKSUM AND 15))+" "
370 PRINT #1,A$+N$+L$(X)
380 IF INKEYS<>" " THEN X=P
390 NEXT :CLOSE #1:CKFLAG=0
400 GOTO 130
410 IF COMMANDS="LLIST" THEN OPEN "lpt1
    :" FOR OUTPUT AS #1:GOTO 300
420 IF COMMANDS="CHECK" THEN CKFLAG=1:G
    OTO 290
430 IF COMMANDS<>"SAVE" THEN 450
440 GOSUB 600:OPEN ARG$ FOR OUTPUT AS #
    1:ARG$="":GOTO 300
450 IF COMMANDS<>"LOAD" THEN 490
460 GOSUB 600:OPEN ARG$ FOR INPUT AS #1
    :MAX=0:P=0
470 WHILE NOT EOF(1):LINE INPUT #1,L$:L
    NUM(P)=VAL(L$):L$(P)=MID$(L$,LEN(STR
    $(VAL(L$)))+1):P=P+1:WEND
480 MAX=P:CLOSE #1:GOTO 130
490 IF COMMANDS="NEW" THEN INPUT "Erase
    program - Are you sure";L$:IF LEFT
    $(L$,1)="y" OR LEFT$(L$,1)="Y" THEN
    MAX=0:GOTO 130:ELSE 130
500 IF COMMANDS="BASIC" THEN COLOR 7,0,
    0:ON ERROR GOTO 0:CLS:END
510 IF COMMANDS="FILES" THEN FILES:GOTO
    130
520 PRINT"Syntax error":GOTO 130
530 'find line
540 P=0:WHILE LNUM>LNUM(P) AND P<MAX:P=
    P+1:WEND:RETURN
550 'delete line
560 MAX=MAX-1:FOR X=P TO MAX:LNUM(X)=LN
    UM(X+1):L$(X)=L$(X+1):NEXT:RETURN
570 'insert line
580 MAX=MAX+1:FOR X=MAX TO P+1 STEP -1:
    LNUM(X)=LNUM(X-1):L$(X)=L$(X-1):NEX
    T:L$(P)=TEXTS:LNUM(P)=LNUM:RETURN
590 'filename adjustments
600 IF LEFT$(ARG$,1)<>CHR$(34) THEN 520
    ELSE ARG$=MID$(ARG$,2)
610 IF RIGHT$(ARG$,1)=CHR$(34) THEN ARG
    $=LEFT$(ARG$,LEN(ARG$)-1)
620 IF INSTR(ARG$,".")=0 THEN ARG$=ARG$
    +".BAS"
630 RETURN
640 PRINT"Stopped.":RETURN 150
650 PRINT "Error #";ERR:RESUME 150

```

MLX Machine Language Entry Program For 64 And Atari

Charles Brannon, Program Editor

MLX is a labor-saving utility that allows almost fail-safe entry of machine language programs published in COMPUTE!. You need to know nothing about machine language to use MLX—it was designed for everyone.

MLX is a new way to enter long machine language (ML) programs with a minimum of fuss. MLX lets you enter the numbers from a special list that looks similar to BASIC DATA statements. It checks your typing on a line-by-line basis. It won't let you enter illegal characters when you should be typing numbers. It won't let you enter numbers greater than 255 (forbidden in ML). It won't let you enter the wrong numbers on the wrong line. In addition, MLX creates a ready-to-use tape or disk file. You can then use the LOAD command to read the program into the computer:

```
LOAD "filename",1,1 (for tape)
LOAD "filename",8,1 (for disk)
```

To start the program, you enter a SYS command that transfers control from BASIC to machine language. The starting SYS number appears in the article.

Using MLX

Type in and save MLX (you'll want to use it in the future). When you're ready to type in an ML program, run MLX. MLX asks you for two numbers: the starting address and the ending address. These numbers are given in the article accompanying the ML program.

You'll see a prompt corresponding to the starting address. The prompt is the current line you are entering from the listing. It increases by six each time you enter a line. That's because each line has seven numbers—six actual data numbers plus a *checksum number*. The checksum verifies that you typed the previous six numbers correctly. If you enter any of the six numbers wrong, or enter the checksum wrong, the computer rings a buzzer and prompts you to reenter the line. If you enter it correctly, a bell tone sounds and you continue to the next line.

MLX accepts only numbers as input. If you make a typing error, press the delete key; the entire number is deleted. You can press it as many times as necessary back to the start of the line. If you enter three-digit numbers as listed, the computer automatically prints the comma and goes on to accept the next number. If you enter less than three digits, you can press either the SPACE bar, or RETURN key to advance to the next number. The checksum automatically appears in inverse video for emphasis.

To simplify your typing, MLX for the 64 redefines part of the keyboard as a numeric keypad:

U	I	O		7	8	9		
H	J	K	L	become	0	4	5	6
M	,	.			1	2	3	

MLX Commands

When you finish typing an ML listing (assuming you type it all in one session), you can then save the completed program on tape or disk. Follow the screen instructions. If you get any errors while saving, you probably have a bad disk, or the disk is full, or you've made a typo when entering the MLX program itself.

You don't have to enter the whole ML program in one sitting. MLX lets you enter as much as you want, save it, and then reload the file from tape or disk later. MLX recognizes these commands:

```
SHIFT-S: Save
SHIFT-L: Load
SHIFT-N: New Address
SHIFT-D: Display
```

When you enter a command, MLX jumps out of the line you've been typing, so we recommend you do it at a new prompt. Use the Save command to save what you've been working on. It will save on tape or disk as if you've finished, but the tape or disk won't work, of course, until you finish the typing. Remember what address you stop at. The next time you run MLX, answer all the prompts as you did before, then insert the disk or tape. When you get to the entry prompt, press SHIFT-L to reload the partly completed file into memory. Then use the New Address command to resume typing.

To use the New Address command, press SHIFT-N and enter the address where you previously stopped. The prompt will change, and you can then continue typing. Always enter a New Address that matches up with one of the line numbers in the special listing, or else the checksum won't work. The Display command lets you display a section of your typing. After you press SHIFT-D, enter two addresses within the line number range of the listing. You can abort the listing by pressing any key.

What if you forgot where you stopped typing? Use the Display command to scan memory from the beginning to the end of the program. When you reach the end of your typing, the lines will contain a random pattern of numbers. When you see the end of your typing, press any key to stop the listing. Use the New Address command to continue typing from the proper location.

64 MLX: Machine Language Entry

```
10 REM LINES CHANGED FROM MLX VERSION 2.0
   0 ARE 750,765,770 AND 860           :rem 50
100 PRINT "{CLR}[6]";CHR$(142);CHR$(8);:
    POKE53281,1:POKE53280,1           :rem 67
101 POKE 788,52:REM DISABLE RUN/STOP
                                           :rem 119
110 PRINT "{RVS}{39 SPACES}";          :rem 176
120 PRINT "{RVS}{14 SPACES}{RIGHT}{OFF}
    [*]_{RVS}{RIGHT} {RIGHT}{2 SPACES}
```



```

[*]{OFF}{*}{RVS}{RVS}
{14 SPACES}"; :rem 250
130 PRINT"RVS}{14 SPACES}{RIGHT} [G]
{RIGHT} {2 RIGHT} {OFF}{RVS}{*}
{OFF}{*}{RVS}{14 SPACES}"; :rem 35
140 PRINT"RVS}{41 SPACES}" :rem 120
200 PRINT"{2 DOWN}{PUR}{BLK} MACHINE LANG
UAGE EDITOR VERSION 2.01{5 DOWN}"
:rem 237
210 PRINT"[5]{2 UP}STARTING ADDRESS?
{8 SPACES}{9 LEFT}"; :rem 143
215 INPUTS:F=1-F:C$=CHR$(31+119*F)
:rem 166
220 IFS<256OR(S>40960ANDS<49152)ORS>53247
THENGOSUB3000:GOTO210 :rem 235
225 PRINT:PRINT:PRINT :rem 180
230 PRINT"[5]{2 UP}ENDING ADDRESS?
{8 SPACES}{9 LEFT}";:INPUTE:F=1-F:C$=
CHR$(31+119*F) :rem 207
240 IFE<256OR(E>40960ANDE<49152)ORE>53247
THENGOSUB3000:GOTO230 :rem 183
250 IFE<STHENPRINTC$;"{RVS}ENDING < START
{2 SPACES}":GOSUB1000:GOTO 230
:rem 176
260 PRINT:PRINT:PRINT :rem 179
300 PRINT"{CLR}";CHR$(14):AD=S:POKEV+21,0
:rem 225
310 A=1:PRINTRIGHT$("0000"+MID$(STR$(AD),
2),5);":": :rem 33
315 FORJ=ATO6 :rem 33
320 GOSUB570:IFN=-1THENJ=J+N:GOTO320
:rem 228
390 IFN=-211THEN 710 :rem 62
400 IFN=-204THEN 790 :rem 64
410 IFN=-206THENPRINT:INPUT"DOWN}ENTER N
EW ADDRESS";ZZ :rem 44
415 IFN=-206THENIFZZ<SORZZ>ETHENPRINT"
RVS}OUT OF RANGE":GOSUB1000:GOTO410
:rem 225
417 IFN=-206THENAD=ZZ:PRINT:GOTO310
:rem 238
420 IF N<>-196 THEN 480 :rem 133
430 PRINT:INPUT"DISPLAY:FROM";F:PRINT,"TO
";:INPUTT :rem 234
440 IFF<SORF>EORT<SORT>ETHENPRINT"AT LEAS
T";S;"{LEFT}, NOT MORE THAN";E:GOTO43
0 :rem 159
450 FORI=FTOTSTEP6:PRINT:PRINTRIGHT$("000
0"+MID$(STR$(I),2),5);":": :rem 30
451 FORK=0TO5:N=PEEK(I+K):PRINTRIGHT$("00
"+MID$(STR$(N),2),3);":": :rem 66
460 GETA$:IFA$>"THENPRINT:PRINT:GOTO310
:rem 25
470 NEXTK:PRINTCHR$(20);:NEXTI:PRINT:PRIN
T:GOTO310 :rem 50
480 IFN<0 THEN PRINT:GOTO310 :rem 168
490 A(J)=N:NEXTJ :rem 199
500 CKSUM=AD-INT(AD/256)*256:FORI=1TO6:CK
SUM=(CKSUM+A(I))AND255:NEXT :rem 200
510 PRINTCHR$(18);:GOSUB570:PRINTCHR$(146
); :rem 94
511 IFN=-1THENA=6:GOTO315 :rem 254
515 PRINTCHR$(20):IFN=CKSUMTHEN530
:rem 122
520 PRINT:PRINT"LINE ENTERED WRONG RE-E
NTER":PRINT:GOSUB1000:GOTO310:rem 176
530 GOSUB2000 :rem 218
540 FORI=1TO6:POKEAD+I-1,A(I):NEXT:POKE54
272,0:POKE54273,0 :rem 227
550 AD=AD+6:IF AD<E THEN 310 :rem 212
560 GOTO 710 :rem 108
570 N=0:Z=0 :rem 88
580 PRINT"[E]"; :rem 81
581 GETA$:IFA$="THEN581 :rem 95
582 AV=- (A$="M")-2*(A$="")-3*(A$=".")-4*
(A$="J")-5*(A$="K")-6*(A$="L"):rem 41
583 AV=AV-7*(A$="U")-8*(A$="I")-9*(A$="O"
):IFA$="H"THENA$="0" :rem 134
584 IFAV>0THENA$=CHR$(48+AV) :rem 134
585 PRINTCHR$(20);:A=ASC(A$):IFA=13ORA=44
ORA=32THEN670 :rem 229
590 IFA>128THENN=-A:RETURN :rem 137
600 IFA<>20 THEN 630 :rem 10
610 GOSUB690:IFI=1ANDT=44THENN=-1:PRINT"
{OFF}{LEFT} {LEFT}";:GOTO690 :rem 62
620 GOTO570 :rem 109
630 IFA<48ORA>57THEN580 :rem 105
640 PRINTA$;:N=N*10+A-48 :rem 106
650 IFN>255 THEN A=20:GOSUB1000:GOTO600
:rem 229
660 Z=Z+1:IFZ<3THEN580 :rem 71
670 IFZ=0THENGOSUB1000:GOTO570 :rem 114
680 PRINT",";:RETURN :rem 240
690 S%=PEEK(209)+256*PEEK(210)+PEEK(211)
:rem 149
691 FORI=1TO3:T=PEEK(S%-I) :rem 67
695 IFT<>44ANDT<>58THENPOKES%-I,32:NEXT
:rem 205
700 PRINTLEFT$("{3 LEFT}",I-1);:RETURN
:rem 7
710 PRINT"{CLR}{RVS}*** SAVE ***{3 DOWN}"
:rem 236
715 PRINT"{2 DOWN}(PRESS {RVS}RETURN{OFF}
ALONE TO CANCEL SAVE){DOWN}":rem 106
720 F$="":INPUT"DOWN}FILENAME";F$:IFF$=
"THENPRINT:PRINT:GOTO310 :rem 71
730 PRINT:PRINT"2 DOWN}{RVS}T{OFF}APE OR
RVS}D{OFF}ISK: (T/D)" :rem 228
740 GETA$:IFA$<"T"ANDAS$<"D"THEN740
:rem 36
750 DV=1-7*(A$="D"):IFDV=8THENF$="0:"+F$:
OPEN15,8,15,"S"+F$:CLOSE15 :rem 212
760 T$=F$:ZK=PEEK(53)+256*PEEK(54)-LEN(T$
):POKE782,ZK/256 :rem 3
762 POKE781,ZK-PEEK(782)*256:POKE780,LEN(
T$):SYS65469 :rem 109
763 POKE780,1:POKE781,DV:POKE782,1:SYS654
66 :rem 69
765 K=S:POKE254,K/256:POKE253,K-PEEK(254)
*256:POKE780,253 :rem 17
766 K=E+1:POKE782,K/256:POKE781,K-PEEK(78
2)*256:SYS65496 :rem 235
770 IF(PEEK(783)AND1)OR(191ANDST)THEN780
:rem 111
775 PRINT"DOWN}DONE.{DOWN}":GOTO310
:rem 113
780 PRINT"DOWN}ERROR ON SAVE.{2 SPACES}T
RY AGAIN.":IFDV=1THEN720 :rem 171
781 OPEN15,8,15:INPUT#15,E1$,E2$:PRINTE1$
;E2$:CLOSE15:GOTO720 :rem 103
790 PRINT"{CLR}{RVS}*** LOAD ***{2 DOWN}"
:rem 212
795 PRINT"{2 DOWN}(PRESS {RVS}RETURN{OFF}
ALONE TO CANCEL LOAD)" :rem 82
800 F$="":INPUT"2 DOWN}FILENAME";F$:IFF
$="THENPRINT:GOTO310 :rem 144
810 PRINT:PRINT"2 DOWN}{RVS}T{OFF}APE OR
RVS}D{OFF}ISK: (T/D)" :rem 227
820 GETA$:IFA$<"T"ANDAS$<"D"THEN820
:rem 34
830 DV=1-7*(A$="D"):IFDV=8THENF$="0:"+F$
:rem 157
840 T$=F$:ZK=PEEK(53)+256*PEEK(54)-LEN(T$
):POKE782,ZK/256 :rem 2

```

```

841 POKE781,ZK-PEEK(782)*256:POKE780,LEN(
    T$):SYS65469 :rem 107
845 POKE780,1:POKE781,DV:POKE782,1:SYS654
    66 :rem 70
850 POKE780,0:SYS65493 :rem 11
860 IF(PEEK(783)AND1)OR(191ANDST)THEN870
    :rem 111
865 PRINT"[DOWN]DONE.":GOTO310 :rem 96
870 PRINT"[DOWN]ERROR ON LOAD.[2 SPACES]T
    RY AGAIN.[DOWN]":IFDV=1THEN800
    :rem 172
880 OPEN15,8,15:INPUT#15,E1$,E2$:PRINT#15
    ;E2$:CLOSE15:GOTO800 :rem 102
1000 REM BUZZER :rem 135
1001 POKE54296,15:POKE54277,45:POKE54278,
    165 :rem 207
1002 POKE54276,33:POKE 54273,6:POKE54272,
    5 :rem 42
1003 FORT=1TO200:NEXT:POKE54276,32:POKE54
    273,0:POKE54272,0:RETURN :rem 202
2000 REM BELL SOUND :rem 78
2001 POKE54296,15:POKE54277,0:POKE54278,2
    47 :rem 152
2002 POKE 54276,17:POKE54273,40:POKE54272
    ,0 :rem 86
2003 FORT=1TO100:NEXT:POKE54276,16:RETURN
    :rem 57
3000 PRINTCS$;"[RVS]NOT ZERO PAGE OR ROM":
    GOTO1000 :rem 89

```

```

,96,169,60,141,2,211,169,0,
133,10,169,0,133,11,76,0,0
DP 230 H=INT(STARTADR/256):L=START
    ADR-H*256:BUFFER$(15)=CHR$(
    L):BUFFER$(19)=CHR$(H)
KL 240 BUFFER$(23)=CHR$(L):BUFFER$(
    24)=CHR$(H)
HI 250 IF MEDIA<>ASC("D") THEN 360
00 260 ? :? "Boot Disk or Binary
    file: ";
LI 270 GET #1,DTYPE:IF DTYPE<>68 A
    ND DTYPE<>70 THEN 270
GM 280 ? CHR$(DTYPE):IF DTYPE=70 T
    HEN 360
PJ 290 BEG=BEG-30:BUFFER$=CHR$(0):
    BUFFER$(2)=CHR$(INT((FIN-BE
    G+127)/128))
KG 300 H=INT(BEG/256):L=BEG-H*256:
    BUFFER$(3)=CHR$(L):BUFFER$(
    4)=CHR$(H)
HH 310 PINIT=STARTADR:H=INT(PINIT/
    256):L=PINIT-H*256:BUFFER$(
    5)=CHR$(L):BUFFER$(6)=CHR$(
    H)
AO 320 RESTORE 330:FOR I=7 TO 30:R
    EAD A:BUFFER$(I)=CHR$(A):NE
    XT I
GA 330 DATA 169,0,141,231,2,133,14
    ,169,0,141,232,2,133,15,169
    ,0,133,10,169,0,133,11,24,9
    6
OB 340 H=INT(BEG/256):L=BEG-H*256:
    BUFFER$(8)=CHR$(L):BUFFER$(
    15)=CHR$(H)
DO 350 H=INT(STARTADR/256):L=START
    ADR-H*256:BUFFER$(22)=CHR$(
    L):BUFFER$(26)=CHR$(H)
JP 360 GRAPHICS 0:POKE 712,10:POKE
    710,10:POKE 709,2
JK 370 ? ADDR:":":FOR J=1 TO 6
NF 380 GOSUB 570:IF N=-1 THEN J=J-
    1:GOTO 380
BF 390 IF N=-19 THEN 720
OI 400 IF N=-12 THEN LET READ=1:GO
    TO 720
AI 410 TRAP 410:IF N=-14 THEN ? :?
    "New Address":INPUT ADDR:
    ? :GOTO 370
JO 420 TRAP 32767:IF N<>-4 THEN 48
    0
AJ 430 TRAP 430: ? :? "Display:From
    ":INPUT F: ? ,"To":INPUT T
    :TRAP 32767
ML 440 IF F<BEG OR F>FIN OR T<BEG
    OR T>FIN OR T<F THEN ? CHR$(
    253);"At least ";BEG;" , No
    t More Than ";FIN:GOTO 430
NH 450 FOR I=F TO T STEP 6: ? :? I;
    "":FOR K=0 TO 5:N=PEEK(AD
    R(BUFFER$)+I+K-BEG):T$="000
    ":T$(4-LEN(STR$(N)))=STR$(N
    )
MA 460 IF PEEK(764)<255 THEN GET #
    1,A:POP :POP : ? :GOTO 370
FM 470 ? T$,"":NEXT K: ? CHR$(126
    );:NEXT I: ? : ? :GOTO 370

```

Atari MLX: Machine Language Entry

```

DA 100 GRAPHICS 0:DL=PEEK(560)+256
    *PEEK(561)+4:POKE DL-1,71:P
    OKE DL+2,6
NJ 110 POSITION 8,0: ? "MLX":POSITI
    ON 23,0: ? "fail safe entry":
    POKE 710,0: ?
JA 120 ? "Starting Address":INPUT
    BEG: ? " Ending Address":
    INPUT FIN: ? "Run/Init Addre
    ss":INPUT STARTADR
DD 130 DIM A(6),BUFFER$(FIN-BEG+12
    7),T$(20),F$(20),CIO$(7),SE
    CTOR$(128),DSKINV$(6)
JJ 140 OPEN #1,4,0,"K": ? : ? ,"Trap
    e or Disk: ";
BM 150 BUFFER$=CHR$(0):BUFFER$(FIN
    -BEG+30)=BUFFER$:BUFFER$(2)
    =BUFFER$:SECTOR$=BUFFER$
GC 160 ADDR=BEG:CIO$="hhh":CIO$(4)
    =CHR$(170):CIO$(5)="LV":CIO
    $(7)=CHR$(228)
EJ 170 GET #1,MEDIA:IF MEDIA<>84 A
    ND MEDIA<>68 THEN 170
PO 180 ? CHR$(MEDIA): ? :IF MEDIA<>
    ASC("T") THEN BUFFER$="-":GO
    TO 250
PL 190 BEG=BEG-24:BUFFER$=CHR$(0):
    BUFFER$(2)=CHR$(INT((FIN-BE
    G+127)/128))
KF 200 H=INT(BEG/256):L=BEG-H*256:
    BUFFER$(3)=CHR$(L):BUFFER$(
    4)=CHR$(H)
EC 210 PINIT=BEG+8:H=INT(PINIT/256
    ):L=PINIT-H*256:BUFFER$(5)=
    CHR$(L):BUFFER$(6)=CHR$(H)
PB 220 FOR I=7 TO 24:READ A:BUFFER
    $(I)=CHR$(A):NEXT I:DATA 24

```

```

GA 480 IF N<0 THEN ? :GOTO 370
NH 490 A(J)=N:NEXT J
JN 500 CKSUM=ADDR-INT(ADDR/256)*25
6:FOR I=1 TO 6:CKSUM=CKSUM+
A(I):CKSUM=CKSUM-256*(CKSUM
>255):NEXT I
KK 510 RF=128:SOUND 0,200,12,8:GOS
UB 570:SOUND 0,0,0,0:RF=0:?
CHR$(126)
CN 520 IF N<>CKSUM THEN ? :? "Inco
rrect":CHR$(253);:? :GOTO 3
70
EK 530 FOR W=15 TO 0 STEP -1:SOUND
0,50,10,W:NEXT W
FL 540 FOR I=1 TO 6:POKE ADR(BUFFE
R$)+ADDR-BEG+I-1,A(I):NEXT
I
HB 550 ADDR=ADDR+6:IF ADDR<=FIN TH
EN 370
GN 560 GOTO 710
FI 570 N=0:Z=0
PH 580 GET #1,A:IF A=155 OR A=44 O
R A=32 THEN 670
FB 590 IF A<32 THEN N=-A:RETURN
EB 600 IF A<>126 THEN 630
ML 610 GOSUB 690:IF I=1 AND T=44 T
HEN N=-1:? CHR$(126);:GOTO
690
GN 620 GOTO 570
GJ 630 IF A<48 OR A>57 THEN 580
AN 640 ? CHR$(A+RF);:N=N*10+A-48
EB 650 IF N>255 THEN ? CHR$(253);:
A=126:GOTO 600
EH 660 Z=Z+1:IF Z<3 THEN 580
JH 670 IF Z=0 THEN ? CHR$(253);:GO
TO 570
KC 680 ? ",,":RETURN
NO 690 POKE 752,1:FOR I=1 TO 3:? C
HR$(30);:GET #6,1:IF I<>44
AND I<>58 THEN ? CHR$(A);:N
EXT I
PI 700 POKE 752,0:? " ";CHR$(126);
:RETURN
KN 710 GRAPHICS 0:POKE 710,26:POKE
712,26:POKE 709,2
FF 720 IF MEDIA=ASC("T") THEN 890
OJ 730 REM DISK
OK 740 IF READ THEN ? :? "Load Fil
e":?
IG 750 IF DTYPE<>70 THEN 1040
AE 760 ? :? "Enter AUTORUN.SYS for
automatic use":? :? "Enter
filename":INPUT T$
GF 770 F$=T$:IF LEN(T$)>2 THEN IF
T$(1,2)<>"D:" THEN F$="D:"
F$(3)=T$
NJ 780 TRAP 870:CLOSE #2:OPEN #2,8
-4*READ,0,F$:? :? "Working
..."
JN 790 IF READ THEN FOR I=1 TO 6:G
ET #2,A:NEXT I:GOTO 820
PO 800 PUT #2,255:PUT #2,255
DJ 810 H=INT(BEG/256):L=BEG-H*256:
PUT #2,L:PUT #2,H:H=INT(FIN
/256):L=FIN-H*256:PUT #2,L:
PUT #2,H
NF 820 GOSUB 970:IF PEEK(195)>1 TH
EN 870
IF 830 IF STARTADR=0 OR READ THEN
850
FD 840 PUT #2,224:PUT #2,2:PUT #2,
225:PUT #2,2:H=INT(STARTADR
/256):L=STARTADR-H*256:PUT
#2,L:PUT #2,H
HH 850 TRAP 32767:CLOSE #2:? "Fini
shed.":IF READ THEN ? :? :L
ET READ=0:GOTO 360
HF 860 END
FO 870 ? "Error ";PEEK(195);" tryi
ng to access":? F$:CLOSE #2
:? :GOTO 760
MC 880 REM BOOT TAPE
HN 890 IF READ THEN ? :? "Read Tap
e"
HI 900 ? :? :? "Insert, Rewind Tap
e.":? "Press PLAY ";:IF NO
T READ THEN ? "& RECORD"
LP 910 ? :? "Press RETURN when rea
dy:";
JH 920 TRAP 960:CLOSE #2:OPEN #2,8
-4*READ,128,"C":? :? "Work
ing..."
NH 930 GOSUB 970:IF PEEK(195)>1 TH
EN 960
HH 940 CLOSE #2:TRAP 32767:? "Fini
shed.":? :? :IF READ THEN L
ET READ=0:GOTO 360
HF 950 END
CD 960 ? :? "Error ";PEEK(195);" w
hen reading/writing boot ta
pe":? :CLOSE #2:GOTO 890
MB 970 REM CIO Load/Save File#2 op
ened READ=0 for write, REF
D=1 for read
EA 980 X=32:REM File#2,$20
EF 990 ICCOM=834:ICBADR=836:ICBLEN
=840:ICSTAT=835
MD 1000 H=INT(ADR(BUFFER$)/256):L=
ADR(BUFFER$)-H*256:POKE IC
BADR+X,L:POKE ICBADR+X+1,H
FH 1010 L=FIN-BEG+1:H=INT(L/256):L
=L-H*256:POKE ICBLN+X,L:P
OKE ICBLN+X+1,H
MD 1020 POKE ICCOM+X,11-4*READ:A=U
SR(ADR(CIO$),X)
BG 1030 POKE 195,PEEK(ICSTAT):RETU
RN
KA 1040 REM SECTOR I/O
GC 1050 IF READ THEN 1100
HE 1060 ? :? "Format Disk In Drive
1? (Y/N):";
FC 1070 GET #1,A:IF A<>78 AND A<>8
9 THEN 1070
EC 1080 ? CHR$(A):IF A=78 THEN 110
0
CP 1090 ? :? "Formatting...":XIO 2
54,#2,0,0,"D":? "Format C
omplete":?
AC 1100 NR=INT((FIN-BEG+127)/128):
BUFFER$(FIN-BEG+2)=CHR$(0)
:IF READ THEN ? "Reading..
":GOTO 1120

```

```

LE 1110 ? "Writing..."
LI 1120 FOR I=1 TO NR:S=1
IO 1130 IF READ THEN GOSUB 1220:BU
FFER$(1*128-127)=SECTOR$:G
OTO 1160
PL 1140 SECTOR$=BUFFER$(1*128-127)
AM 1150 GOSUB 1220
DN 1160 IF PEEK(DSTATS)<>1 THEN 12
00
FB 1170 NEXT I
GM 1180 IF NOT READ THEN END
DH 1190 ? :? :LET READ=0:GOTO 360
JJ 1200 ? "Error on disk access.":
? "May need formatting.":G
OTO 1040
KI 1210 REM
BL 1220 REM SECTOR ACCESS SUBROUT
LINE
IG 1230 REM Drive ONE
IH 1240 REM Pass buffer in SECTOR$
MP 1250 REM sector # in variable S
EG 1260 REM READ=1 for read,

KJ 1270 REM READ=0 for write
BN 1280 BASE=3*256
GL 1290 DUNIT=BASE+1:DCOMND=BASE+2
:DSTATS=BASE+3
NL 1300 DBUFLO=BASE+4:DBUFHI=BASE+
5
AI 1310 DBYTLO=BASE+8:DBYTHI=BASE+
9
JA 1320 DAUX1=BASE+10:DAUX2=BASE+1
1
PM 1330 REM DIM DSKINV$(4)
CA 1340 DSKINV$="hLS":DSKINV$(4)=C
HR$(228)
PF 1350 POKE DUNIT,1:A=ADR(SECTOR$
):H=INT(A/256):L=A-256*H
BP 1360 POKE DBUFHI,H
CO 1370 POKE DBUFLO,L
PD 1380 POKE DCOMND,87-5*READ
AA 1390 POKE DAUX2,INT(S/256):POKE
DAUX1,S-PEEK(DAUX2)*256
KJ 1400 A=USR(ADR(DSKINV$))
KG 1410 RETURN

```

©

NEWS & PRODUCTS

Color Printer For Commodore And Atari

A \$239, full-color thermal transfer printer that doesn't require special paper has been introduced for Commodore and Atari home computers by Okidata.

The Okimate 10 prints on almost any kind of paper. It also will print on acetate, to make transparencies for overhead projectors.

The printer uses a color or black ribbon cartridge. Okimate 10's print head has a life expectancy of 10 million characters, and prints at a speed of 60 characters per second (240 words per minute).

The Okimate 10 can produce more than 40 different shades of color. For printing without a ribbon, thermal paper may be used.

The printer comes with a

software tutorial, color and black ribbons, and a Plug 'n Print module, which is required to operate the equipment.

Okidata
532 Fellowship Road
Mt. Laurel, NJ 08054
(609) 235-2600



The \$239 Okimate 10 color thermal transfer printer doesn't require special paper. For Commodore and Atari computers.

Finance Manager For Apple II Family

Finance Manager, a software program designed to handle home management operations such as checking accounts, expenses, and tax records, has been announced by Human Engineered Software.

Available for the Apple II series of computers, *Finance Manager's* capabilities include tracking income, expenses, and personal assets; building budgets and comparing results; balancing multiple checking accounts; paying bills; and printing checks.

Finance Manager includes built-in help files as well as message windows. The program also offers a wildcard search

capability for access to specific transactions, as well as the ability to make financial calculations.

Suggested retail price is \$99.95.

Human Engineered Software
150 North Hill Drive
Brisbane, CA 94005
(415) 468-4111

New Educational Software

DesignWare has released several educational programs that test and teach grammar, geography, math, and music skills.

In *The Notable Phantom*, ghosts, spiders, and a music-loving phantom teach children ages 5-10 the basics of piano playing.

Suggested retail price is \$49.95. Versions for the Apple, Atari, Commodore, and IBM computers are available.

In *States and Traits*, families and children (ages 9 and above) can hone their knowledge of United States geography, history, and current trivia.

The map-maker/user has two options: charting states into their proper locations on a master map, or plotting topographic features into their correct geographic positions.

States and Traits has versions available for the Apple, Commodore 64, and IBM PC and PCjr. Suggested retail price is \$49.95.

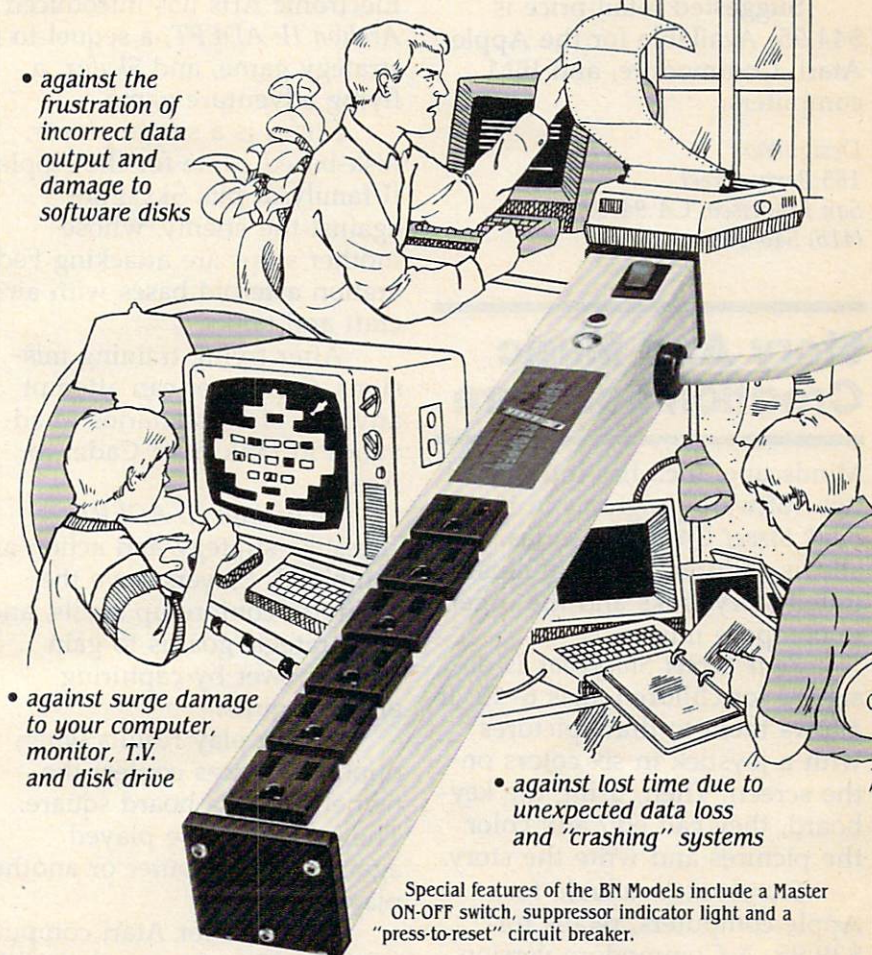
In *Mission: Algebra*, the right answer to a linear equation will locate the position of an errant sister ship, saving it from destruction.

Mission: Algebra is available for the Apple, Atari, Commodore, and IBM computers at a suggested retail price of \$44.95.

Children ages 10-14 can improve their grammar skills with *The Grammar Examiner*. Players start the game as a cub reporter with the Grammar Examiner newspaper.

To protect the rest

- against the frustration of incorrect data output and damage to software disks



- against surge damage to your computer, monitor, T.V. and disk drive

- against lost time due to unexpected data loss and "crashing" systems

Special features of the BN Models include a Master ON-OFF switch, suppressor indicator light and a "press-to-reset" circuit breaker.

... get the best.

All of these unexpected problems can be caused by brief but intense surges on the power lines that carry electricity to your outlet. Unfortunately, severe surges can melt the electronic components in your computer. Plug into a Brooks Surge Stopper. It controls the flow of power to your equipment and dissipates harmful surges. Your worries are eliminated and your satisfaction is guaranteed by our **5 year unconditional warranty.**



Brooks
SURGE STOPPER[®]
Surge and noise protectors

Brooks Marketing Corp.
3569 Bristol Pike,
Bensalem, PA 19020
1-800-523-1551
IN PA (215) 244-0264

\$5.00 Christmas rebate!!

After purchasing a Surge Stopper (Model BN4-6 or BN6-6 ONLY), send the store receipt, this ad, and a side panel from the package showing the model # to **Surge Stopper Rebate Offer**, P.O. 672, Holmes, PA 19043. We will send you a rebate check for \$5.00. Please allow 4-6 weeks. All conditions must be met to qualify for rebate.

Limit of 3 rebates per household. Offer Expires December 31, 1984.

Name _____ Address _____
City _____ State _____ Zip _____ Phone _____

If you can't find a Surge Stopper dealer in your area call us TOLL FREE.

COMOCT

Editing copy and answering grammar questions pay off as the junior reporter earns promotions and moves his way up the masthead, to editor in chief.

Suggested retail price is \$44.95. Available for the Apple, Atari, Commodore, and IBM computers.

DesignWare
185 Berry Street
San Francisco, CA 94107
(415) 546-1866

Story And Music Creation Software

Mindscape, Inc., has introduced two software programs in its *Bank Street Creativity* series. One allows children to create illustrated storybooks and the other to compose music.

Bank Street Storybook is designed for children ages 6-12. It allows them to draw pictures with a joystick in six colors on the screen. Then, using the keyboard, they can edit and color the pictures and write the story.

Storybook, available for Apple computers, retails for \$39.95. A Commodore version will be released later.

In *Bank Street Musicwriter*, the user arranges notes on two musical staves displayed on the screen. Notes are placed where the cursor is positioned, and as they are entered, are seen and heard.

Four voices—soprano, alto, bass and tenor—can be programmed and played at once. Eight editing modes allow the user to save and print the music.

Available for Atari and Commodore 64 computers, *Musicwriter* retails for \$49.95. Apple and IBM PC versions will be available later.

Mindscape, Inc.
3444 Dundee Road
Northbrook, IL 60062
(312) 480-7667

Strategy, Action Games

Electronic Arts has introduced *Archon II: ADEPT*, a sequel to its strategy game, and *Skyfox*, a flying adventure game.

Skyfox is a single-player, disk-based game for the Apple II family. It pits Sky-Pilot against the enemy, whose mother ships are attacking Federation asteroid bases with aircraft and tanks.

After trying training missions, the player can attempt any one of 15 scenarios to advance in rank from Cadet to Ace.

In *Archon II: ADEPT*, chesslike strategy and action are combined. Players have the ability to conjure up spells, and the strategic goal is to gain magic power by capturing energy points.

Action play results when opposing pieces contest the ownership of a board square. The game may be played against the computer or another player.

Available for Atari computers with 48K of memory and the Commodore 64. Suggested retail price for each game is \$40.

Electronic Arts
2755 Campus Drive
San Mateo, CA 94403
(415) 571-7171

Music Program, Economics Game

Spinnaker Software has introduced *Rock N' Rhythm*, a music writing program, and *President's Choice: Guns or Butter*, a simulation game that teaches economics and finance.

Rock N' Rhythm lets one to three players simulate a recording studio and record songs using a microcomputer. Players write their own music, or

recreate favorite songs, and then perform them.

The melody, tempo, and rhythm can be changed by recalling songs from a storage area.

Available for the Atari and Commodore 64, *Rock N' Rhythm* retails for \$39.95.

President's Choice: Guns or Butter uses data from the past five presidential administrations. The player in the role of president must review the state of the economy and prepare a national budget in order to keep the American economy running smoothly.

Success is reflected in positive opinion polls and reelection.

Available for the IBM PC and Apple II series, it retails for \$39.95. Suggested age range is 13-adult.

Spinnaker Software
215 First Street
Cambridge, MA 02142
(617) 868-4700

New Arcade Games

Two Bally/Midway arcade games, *Spy Hunter* and *Tapper*, have been introduced in disk and cartridge formats for the Commodore 64, IBM PC and PCjr, Atari and Apple II families by Sega Enterprises, Inc.

In *Spy Hunter*, a shooting and driving game, the player is in command of an arsenal of weapons, including machine guns, oil slicks, smoke screens, and heat-seeking missiles.

Tapper features four different bar screens, which are crowded with unruly and thirsty customers. The bartender has to scramble to draw and serve drinks.

If he gets the tip on the bar, dancing girls appear. In the bonus round, players match wits with a riverboat gambler.

Suggested retail price for

Spy Hunter and Tapper is \$39.95 each.

Sega Enterprises, Inc.
360 N. Sepulveda Blvd., Suite 3000
El Segundo, CA 90245
(213) 640-7087

Problem-Solving Program

Amazing Thinktanks, a mathematical/problem-solving program for ages 8-13, has been released by Sunburst Communications, Inc., for the Apple II series of microcomputers.

It is designed to put stu-

dents in a situation where they must invent ideas, try them out, and if necessary, revise them. The program develops critical thinking and problem-solving skills while reinforcing the concepts of addition, subtraction, multiplication, and division.

Players are given two tanks and a storage tank, which they must fill and empty. There are four play levels, and the game can be played alone or competitively.

Retail price is \$55.

Sunburst Communications, Inc.
Pleasantville, NY 10570
(914) 769-5030

New Product releases are selected from submissions for reasons of timeliness, available space, and general interest to our readers. We regret that we are unable to select all new product submissions for publication. Readers should be aware that we present here some edited version of material submitted by vendors and are unable to vouch for its accuracy at time of publication.

COMPUTE! welcomes notices of upcoming events and requests that the sponsors send a short description, their name and phone number, and an address to which interested readers may write for further information. Please send notices at least three months before the date of the event, to: Calendar, P.O. Box 5406, Greensboro, NC 27403. ©



Sanyo 555 System
\$1399.

Sanyo 555-2 System
\$1599.

We pay freight in USA except to Alaska & Hawaii

Both systems include:
• Monitor • Epson RX-80 Printer
• Cables • Software for Word Processing • Spread Sheet
• Database Management • Chef Program • Games

College Students...

Earn money with your own Campus Computer Shop franchise.

Campus Computer Shop
601-453-0606


\$5.00 rebate for phone call w/order

P.O. Box 8352

Greenwood, MS 38930

Prices reflect 3% discount for cash, cashiers' check.

BREAK-THRU



ONLY
\$34.95

SHIPPING
& HANDLING
ADD \$2.50

Dealer inquiries welcome

A compact and inexpensive Eeprom eraser for the hacker. It erases two chips per exposure, so if you are one of those smart people who only makes little mistakes and only needs to erase two Eeproms at a time, this eraser is for you.

WALLING CO.

4401 S. Juniper • Tempe, AZ 85282
(602) 838-1277

Arizona residents add 6% tax

C-64

Digital Wizardry

3662A S. 15th St.
Milwaukee, WI 53221
(414) 383-2503



Presenting
MAGICAL
Software

MASTER COPY \$19.95
Under 5 minute back-up

MASTER LOCK \$19.95
Hidden spells keep programs
PRIVATE

C-64

SAVE ON MEMOREX DISKETTES

\$159 ea 5 1/4" SSDD Qty 20
\$289 ea 5 1/4" DSDD Qty 20

5 1/4" SSDD-96TPI \$2.49 ea. 5 1/4" DSDD-96TPI \$3.25 ea.
Boxed in 10's with Tyvec sleeves, reinforced hubs and labels

DISKETTES FOR MACINTOSH & HP-150 AT TERRIFIC SAVINGS!

3 1/2" Memorex \$3.99 ea.

See our big ad in this issue for other great values!

Shipping: 5 1/4" or 3 1/2" DISKETTES—Add \$3.00 per 100 or fewer diskettes. Payment: VISA and Mastercard accepted. COD orders only, add \$3.00 handling charge. Taxes: Illinois residents, please add 8% sales tax.

WE WILL BEAT ANY NATIONALLY ADVERTISED PRICE ON THE SAME PRODUCTS AND QUANTITIES!

Nationwide: 1-800-621-6827

Illinois: 1-312-944-2788

Hours: 9AM - 5PM Central Time

Minimum Order: \$35.00

DISK WORLD!, Inc.

Suite 4806 • 30 East Huron Street • Chicago, Illinois 60611

MEMOREX



Catalog of Computers and Supplies

Our Prices are **WHOLESALE +10%**

Samples!!!

ATARI 850 INTERFACE — \$220
Compucart — \$163

MSD DUAL DISK DRIVE — \$695
Compucart — \$548.90

INDUS GT DISK DRIVE — \$449
Compucart — \$325.60

We support the complete ATARI and COMMODORE product lines. Ask for our free price list.

(408) 353-1836

Instant shipping (or as fast as we can). Mastercard & Visa Accepted (no extra charge). Shipping & handling add 5%. California customers add 6.5% sales tax. Order by phone (Mon. - Fri. 10 am - 5 pm PST). Order by modem (daily 6 pm-9am) from our online TeleCatalog. Prices subject to change without notice.

COMPUCART

24500 Glenwood Hwy., Los Gatos, CA 95030

Advertisers Index

Reader Service Number/Advertiser	Page	Reader Service Number/Advertiser	Page
Abacus Software	71	126 Lyco Computer Marketing & Consultants	180,181
Abacus Software	73	Markel Service, Inc.	101
Abacus Software	75	Micro-Sys Distributors	137
102 Activision	18,19	127 Micro-W Distributing, Inc.	44
103 The Avalon Hill Game Company	9	Midwest Micro Inc.	141
104 BASF Systems Corp.	13	128 MME Computer Center	144
Basix	141	129 Nibble Notch	156
105 Batteries Included	43	NRI Schools	79
106 Broadway Computer Corporation	103	Pacific Exchanges	146
107 Brøderbund	28,29	Pacific Exchanges	173
108 Brøderbund	47	Pacific Exchanges	175
109 Brooks Marketing Corp.	189	Pacific Exchanges	176
110 Bytes & Pieces, Inc.	111	Phonemark Direct Sales	58
Campus Computer Shop	191	Powersoft Incorporated	58
111 Cardco, Inc.	IBC	130 Prentice-Hall, Inc.	34,35
Commodore Computers	BC	131 Professional Software Inc.	1
CompuCat	191	Protecto Enterprizes	115
112 CompuServe	51	132 Protecto Enterprizes	116
ComputAbility	69	133 Protecto Enterprizes	117
113 The Computer Book Club	81	132 Protecto Enterprizes	118,119
114 Computer Mail Order	112,113	Protecto Enterprizes	120,121
Computer Warehouse	135	Protecto Enterprizes	122,123
Cosmic Computers	165	Protecto Enterprizes	124,125
Creative Software	17	Protecto Enterprizes	126,127
115 Crown Custom Covers	156	Protecto Enterprizes	128,129
Dennison	IFC	Protecto Enterprizes	130,131
116 DesignWare	45	Protecto Enterprizes	132,133
117 Digital Devices Corporation	105	134 Quinsept, Inc.	107
118 Digital Wizardry	191	135 The Scarborough System	2,3
119 Disk World!, Inc.	103	136 Sequential Inc.	33
Disk World!, Inc.	107	Software City	135
Disk World!, Inc.	109	137 Software Warehouse Outlet	158
Disk World!, Inc.	191	Spinnaker	11
Electronic Arts	7	Strategic Simulations Inc.	49
E Mart, Inc.	102	138 subLOGIC Corporation	65
Epyx	37	139 Swintec Corporation	4
Epyx	39	140 Timeworks, Inc.	21
Epyx	41	Walling Co.	191
120 Exttek Computer Aided Products Inc.	31	141 ZOOM Telephonics, Inc.	115
Frontrunner Computer Industries	144		
General Electric Co.	22,23		
121 J & R Music World	156	COMPUTE! Books	67
Jason-Ranheim	144	COMPUTE! Subscription	25
Harmony Video & Computers	107	COMPUTE!'s Second Book of Machine Language	55
IBM	14,15		
122 Indus Systems	63		
Infocom	52,53		
123 inmac	103		
124 Koala Technologies Corporation	61		
125 Legend Peripheral Products	91		

You asked for them . . . CARDCO has them!

LQ/1 & LQ/3 LETTER QUALITY PRINTERS

In response to your demand and need, CARDCO now has available "Commodore-ready" "LETTER QUALITY PRINTERS". Just plug them in and print.

Offering standard friction-feed and optional tractor-feed, the CARDCO PRINTERS come complete with built-in interfacing for all Commodore Personal Computers, as well as compatible input for PC, PC jr., TRS-80 and other personal computers.

LQ/1 13" carriage, 15 CPS

LQ/3 11" carriage, 13 CPS

"CARDPRINT" C/?+G PRINTER INTERFACE with Graphics

For printers that are not Commodore-ready, Cardco offers the C/?+G PRINTER INTERFACE including all cables and connectors for the following printers: all new Epson MX, RX and FX series, Star Gemini 10X and Delta 10, Prowriter, C.-Itoh 8510, NEC 8023, Okidata 82, 83, 84, 92, 93 and 94, Mannesman Tally Spirit and MT-160, Seikosha GX-100, BMC BX-80 and the Gorilla Banana. Prints the full Commodore character set; graphics, characters, reversed characters and reversed graphics characters.

"WRITE NOW"


WORD PROCESSOR SOFTWARE

An excellent time saver, CARDCO OFFERS THE C02 "Write Now" program with built-in 80 column display. You see exactly what will print. All special codes can be transmitted to printers maintaining justification. Easy full-screen editing; works with any printer.

"MAIL NOW" MAILING LIST SOFTWARE

CARDCO D/01 quickly (in memory) sorts by zip, category, name and state; fully compatible with "WRITE NOW". Other fine features include: User-oriented; menu-driven operation; each disk supports 600 entries. Format can print single, double or triple labels across.

All Cardco Products are available at your local dealers. Write for illustrated literature.



cardco, inc.

300 S. Topeka Wichita, Kansas 67202 (316) 267-6525

"The world's largest manufacturer of Commodore accessories."


Commodore™ is a registered trademark of Commodore Business Systems, Inc.

LOOK WHAT'S ON TELEVISION TONIGHT.

6:00

JACK ATTACK

(Gold Medallion Game) Cartoon animation plus strategic challenge. 64 different screens. A Commodore original, rated "must buy" by Electronics Game Magazine. (Cartridge)



7:30

SOLAR FOX

It's erase or be erased as you navigate spaceship over a grid of colorful pulsating entities, armed with laser. Unlimited levels. A BALLY MIDWAY original. (Cartridge)



9:00

MAGIC DESK I



MAGIC DESK I

The scene opens on an office desk, complete with digital clock, typewriter, wastebasket and file cabinet. Select functions (typing, filing, editing) by pointing animated finger. (Cartridge)

6:30

MATH FACTS

(Ages 5 to 10) (Micro School) Educational TV Practice in basic math facts. Several levels. (Easy to hard) (Diskette)



8:00



EASY SCRIPT

Our best wordprocessor. Displays 764 lines by 40 characters. Prints over 130 columns. Global/local search/replace/hunt/find. Super/subscripts. Insert/delete characters, lines, sentences, paragraphs. (Diskette)

9:30

INTERNATIONAL SOCCER

(Gold Medallion Game) Sports highlight. With passing, kicking, diving goalies, even trophies! Great color, 3-D realism. No locker room interviews. (Cartridge)



7:00



FRENZY/FLIP FLOP

(Ages 6 to 14) (Milliken Edufun) FRENZY (subtraction and division) The hungry gator arrives... save the fish... play the BONUS game... FLIP FLOP (transformed geometry) look at the two figures... do they need to flip, turn or slide? (Diskette)

8:30

THE MANAGER

A powerful database management system. For business, educational or personal files. Not for Rockford's files. With four built-in applications. Or design your own. (Diskette)



10:00

SIMONS' BASIC

Rated PG. Expands Commodore BASIC by an additional 114 commands. Convenient programming commands such as RE-NUMBER and TRACE plus graphics plotting command. (Cartridge)



Announcing the most exciting variety show on television.

Featuring many of the stars of arcade games, education and the business world.

Produced by (and for) Commodore, the people who bring you the Commodore 64™, a 64K computer that would be a value at three times its price. In fact, many of its competitors are three times its price.

Produced in living high resolution graphics with 16 available colors and with eight 3-dimensional sprites.

With a real high fidelity sound that covers a 9-octave range.

And a supporting cast of low-price, high capacity disk drives, printers, monitors (a better way to watch Commodore 64) and modems.

So, if you're not pleased with what's on your tv set tonight, simply turn on your Commodore 64.

COMMODORE 64

IT'S NOT HOW LITTLE IT COSTS, IT'S HOW MUCH YOU GET.

