Smart Products – Computer Chips In Your Future

COMPUTE!

$2.50
September
1983
Issue 40
Vol. 5, No. 9

$1.85 UK $3.25 Canada
63379
ISSN 0194-347X

The Leading Magazine Of Home, Educational, And Recreational Computing

CAVES OF ICE
An Excellent 3-D Graphics Game For VIC, 64, PET, Atari And Apple

ULTRASORT
Our Best And Fastest Sorting Program For PET, VIC And 64

FONTBYTER
A Graphics Language Program For Atari

GRADEBOOK
An Atari Data Base Program For Teachers

Plus **VIC Pilot, A Sprite Editor For The TI 99/4A, Making Change: An Educational Program For The Timex/Sinclair, And More!**

LIST ABEL, ACREE, ADA
BAKER, BEAN, BIM



Educational Theme Issue
Games And Education, The New Classroom

0 74470 63379 09

BUY A BANANA.™ SAVE A BUNCH.

Meet the Banana,™ the very tough, versatile, portable, and reliable dot-matrix printer from Gorilla.™

At $249.95 retail it's an ideal and inexpensive companion for personal computers like Apple® (or Apple "look alikes" such as Franklin® or Albert®), TI,® Commodore,® TRS-80,® Kaypro,® Timex,® Osborne,® etc.

After that, it's merely comparable to other printers that can cost up to three times as much: 10″ carriages (to handle standard 9½″ paper), 80 columns, graphics capability, 10 characters per inch (expandable to 5 cpi) draft-quality print (for perfectly acceptable form letters, data processing, business reports, etc.) tractor feed (for precise alignment and quick loading), parallel or serial interface (take your pick), self-inking ribbon cassette (for long life and easy installation), 10 portable pounds in weight, and compatibility with so many of the most popular personal computers on the market.

Plus its printhead features a unique single-hammer design that eliminates a lot of moving parts, to eliminate a lot of annoying repairs.

That's the Banana: silly name, serious service. It's everything the expensive dot-matrix printers are . . .

Except expensive.



Leading Edge Products, Inc., 225 Turnpike Street, Canton, Massachusetts 02021
Toll-free: 1-800-343-6833; In Massachusetts (617) 828-8150. Telex 951-624.

FOR YOUR COMMODORE WORDPROCESSING NEEDS INVEST IN THE BEST



WORDPRO PLUS. IN A CLASS BY ITSELF.

When choosing a Word Processor for your Commodore™ computer, there's no reason to settle for anything but the best — in a word...WordPro™.

With over 30,000 happy clients churning out letters and documents all over the world, the WordPro Plus™ Series is unquestionably the #1 selling software package on Commodore computers! So when you choose WordPro, you know you're investing in a trial-tested program that's a real winner. And WordPro is NOW available for your Commodore 64™ computer — at prices starting as low as $89.95.

Designed for the user who has no computer or word processing experience whatsoever, WordPro Plus brings a new dimension to the term "user-friendly." More than just easy to use, WordPro will turn your Commodore computer into a sophisticated time saving word processing tool — loaded with the same inventory of features found in systems costing much, much more.

Our nationwide team of over 600 Professional Software/Commodore computer dealers will help you choose the WordPro Plus system that is best for your needs. Our full-service dealers have been set up to provide strong customer support. In addition to helping you choose the right system, many Professional Software dealers also offer WordPro Plus training and system installation.

Professional Software offers a complete spectrum of WordPro word processing software for Commodore computers ranging from the Commodore 64 to the more business oriented 8000/9000 series computers. And WordPro 4 Plus and 5 Plus also interact with our database management systems including InfoPro and The Administrator. So whatever your Word Processing needs, there's a WordPro system that's right for you.



Invest in the best...
WordPro Plus. In a class by itself.

Call us today for the name of the WordPro Plus dealer nearest you.

Professional Software Inc.
51 Fremont Street
Needham, MA 02194
(617) 444-5224
Telex: 951579

WordPro™ and WordPro Plus™ are trademarks of Professional Software Inc.
The WordPro Plus Series was designed and written by Steve Punter of Pro Micro Software Ltd.
Commodore™ and the Commodore 64™ are trademarks of Commodore Electronics, Inc.
Dealer inquiries invited.

SPINNAKER'S LINE OF EARLY LEARNING GAMES IS GROWING AS FAST AS YOUR CHILD'S MIND.

Watching your kids grow up is a lot of fun. But making sure their minds grow as fast as their bodies is even more rewarding. That's where we can help. With a growing line of Early Learning Programs that are not only lots of fun to play, but also educational.

Some of the games you see on these two pages help exercise your child's creativity. Others help improve vocabulary and spelling skills. While others improve your child's writing and reading abilities. And all of them help your child understand how to use the computer.

So if you're looking for computer programs that do more than just "babysit" for your kids, read on. You'll find that our Early Learning Programs are not only compatible with **Apple,® Atari,® IBM®** and **Commodore 64™** computers, but also with kids who like to have fun.

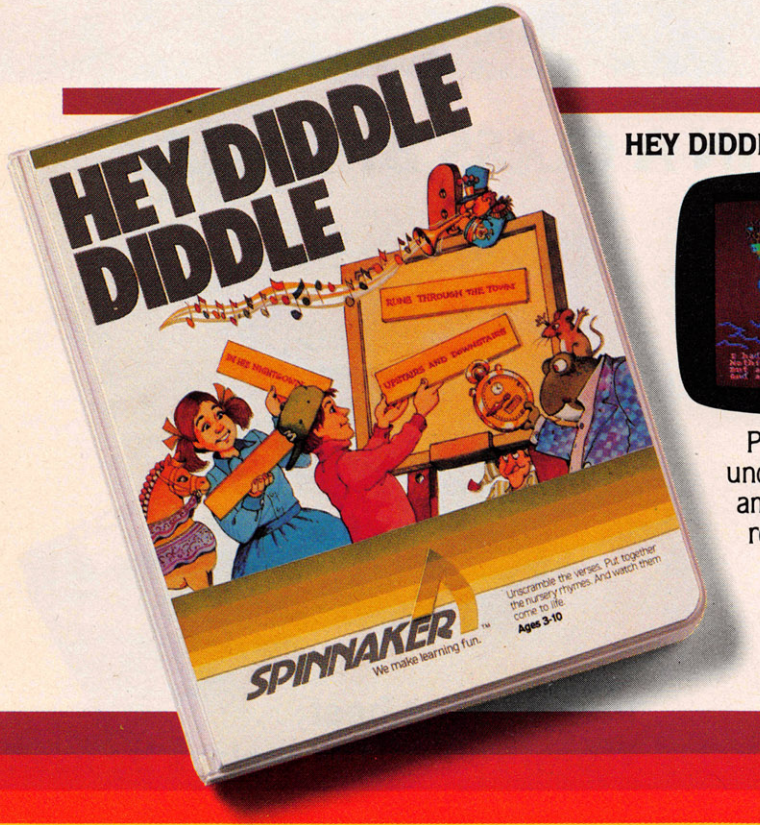

HEY DIDDLE DIDDLE™ Poetry in motion. Ages 3 to 10.



Kids love rhymes. And since HEY DIDDLE DIDDLE features 30 classic rhymes with full color graphics and the neatest computer music you've ever heard, it makes rhyme games more fun than ever before.

Plus, it makes it fun for kids to read, helps them understand how words and rhymes create poetry and lets them take fragmented thoughts and rearrange them to form coherent verse.

Apple, IBM and Atari are registered trademarks of Apple Computer, Inc., International Business Machines Corp. and Atari, Inc. respectively.
Commodore 64 is a trademark of Commodore Electronics Limited.



The story of STORY MACHINE.™ Ages 5 to 9.



STORY MACHINE is like a storybook come to life. Using the keyboard, your children write their own fun little stories. The computer then takes what they've written and animates their story on the screen, complete with full color graphics and sound.

STORY MACHINE helps your children learn to write correctly, become familiar with the keyboard, and lets them have fun exercising their creativity at the same time.

KINDERCOMP.™ Numbers, shapes, letters, words and drawings make fun. Ages 3 to 8.

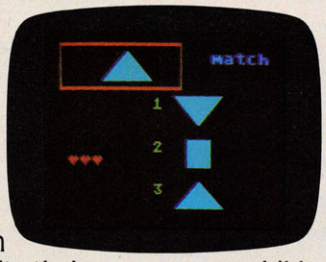

KINDERCOMP is a game that allows very young children to start learning on the computer. It's a collection of learning exercises that ask your children to match shapes and letters, write their names, draw pictures, or fill in missing numbers. And KINDERCOMP will delight kids with colorful rewards, as the screen comes to life when correct answers are given.

As a parent, you can enjoy the fact that your children are having fun while improving their reading readiness and counting skills.





FACEMAKER™ makes faces fun. Ages 4 to 12.



FACEMAKER lets children create their own funny faces on the screen. Once a face is completed, your children will giggle with delight as they make it do all kinds of neat things: wink, smile, wiggle its ears, or whatever their imagination desires.

Plus, FACEMAKER helps children become comfortable with computer fundamentals such as: menus, cursors, the return key, the space bar, simple programs, and graphics. FACEMAKER won't make parents frown because their children will have fun making friends with the computer.

SPINNAKER™
We make learning fun.

© 1983, Spinnaker Software Corp. All rights reserved.

MOSAIC™

RAMMASTER™32

EXPANDING
YOUR
EXPERIENCE

The Rammaster™32 introduces you to the world of more powerful computing. Now VIC 20® owners have one of the most advanced memory devices available. *This is a full service memory device. Not only will the Rammaster™give you 7 times the computing RAM power (as much usable memory as the Commodore 64®) but also many advanced features.*

The expansion port allows you to use your cartridges without unplugging the memory board, saving wear and tear on your computer. It's much more effective. With the flexibility the Master Control switches give you, you'll have no need for a mother board. The Write Protect switch protects your programs' subroutines and data from accidental interference from basic language and the automatic erase built into some cartridges. There's a pause switch built in to stop in the middle of a program, plus an external port is built in for a convenient optional cable pause/reset switch. You even have a switch to overlay a 3K block of RAM for expansion to 40K. The Master Control gives you complete control over the configuration of your VIC 20® Memory Map so it will never become obsolete.

The Rammaster™32 is completely compatible with all the VIC 20® products and programs, and will be the most useful periperal you'll buy for your VIC 20® computer. So expand your experience into the world of more powerful computing with the Rammaster™32 by Mosaic.

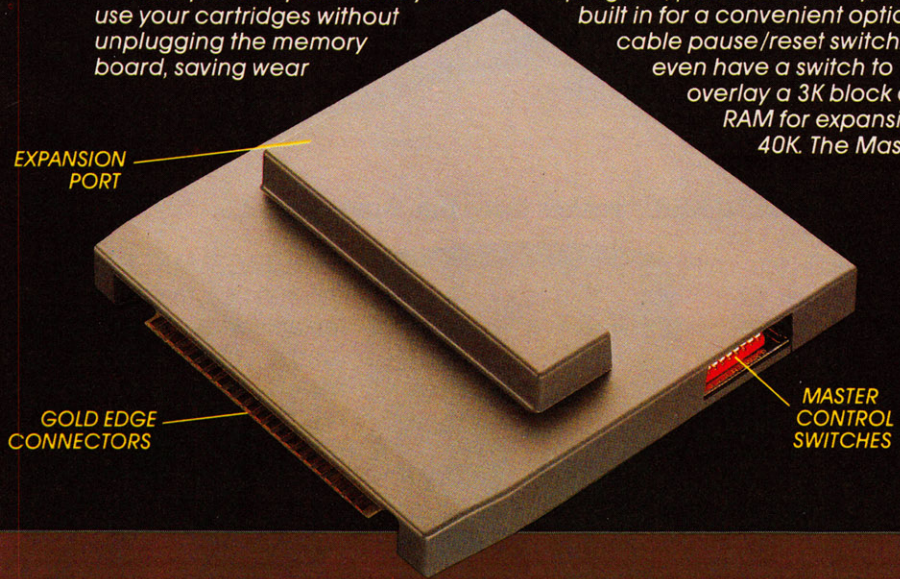

Sugg. Retail: $129.95

- ***32K RAM***
- ***Built-in expansion part***
- ***Pause switch***
- ***Write protect***
- ***Master control for super flexible memory***
- ***Cartridge dissabler***
- ***Low cost***
- ***Gold edge connectors***
- ***Picture guided instructions***
- ***Compatible with VIC 20® software and cartridges***
- ***And more features***

Call your nearest Mosaic dealer, 1-800-547-2807 (In Oregon, 655-9574).

NOW AVAILABLE:

The Standard 16K RAM board for the VIC 20®. This is a no frills RAM board designed as a low cost way to expand. It has no expansion port or master control but offers exceptional reliability and performance at a very low cost.

COMING SOON:

Rammaster™16. This is a lower cost version of the Rammaster™32. It's a full service memory device just like the Rammaster™32 with 16K less RAM. Owners already with a 16K RAM board can use the Rammaster™ 16 to expand to 37K.

MOSAIC™
ELECTRONICS, INC.
P.O. Box 708 • Oregon City, Oregon 97045

MOSAIC IS NOT AFFILIATED WITH COMMODORE. COMMODORE 64® AND VIC 20® ARE REGISTERED TRADEMARKS OF COMMODORE BUSINESS MACHINES, INC.

September 1983 Vol. 5, No. 9

FEATURES

18	Smart Products	Kathy Yakal	*
28	Games That Teach	John Blackford	*
42	Computers In School: New Approaches	John Blackford	*

EDUCATION AND RECREATION

50	Caves Of Ice	Marvin Bunker and Robert Tsuk	V/64/AT/P/AP
68	Gradebook For Atari	Stephen Levy	AT
76	Diamond Drop	Matt Giwer	AT/TI/V/64
112	Mystery Spell	Doug Hapeman	TI/V/64
128	Dots	Eric K. Evans	V/64/C/AP
142	TI Towers	Raymond J. Herold	TI

REVIEWS

176	Telengard	Tony Roberts	AT/AP/P/64
180	Getaway! For The Atari	Stephen Levy	AT
181	Three Game Modules For The TI	Steve Davis	TI
183	The VicTree Programming Module For VIC And 64	Eric Brandon	V/64
184	Crisis Mountain For Apple And Atari	Patrick Parrish	AP/AT
186	Magic Storybook: Three Little Pigs For Atari	Orson Scott Card	AT
189	Type Attack	J. David Keller	AP/AT/V/64
190	Mutant Herd For The VIC	Tony Roberts	V

COLUMNS AND DEPARTMENTS

6	The Editor's Notes	Robert Lock	*
10	Readers' Feedback	The Editors and Readers of COMPUTE!	*
38	Guest Commentary: Computers In Education	Robert Nielsen	*
94	The Beginner's Page: Machine Minds	Richard Mansfield	*
100	Computers And Society: Computers Go To School	David D. Thornburg	*
104	Questions Beginners Ask	Tom R. Halfhill	*
106	On The Road With Fred D'Ignazio	Fred D'Ignazio	*
146	Friends Of The Turtle: The Logo Kaleidoscope	David D. Thornburg	*
150	The World Inside The Computer: Beyond Computer Literacy	Fred D'Ignazio	*
162	Learning With Computers: Playful Exercises For The Mind	Glenn M. Kleiman	*
204	INSIGHT: Atari	Bill Wilkinson	AT
221	Programming The TI: Subscripted Variables	C. Regena	TI
224	Machine Language: Bagel Break, Part II	Jim Butterfield	*

THE JOURNAL

166	VIC Pilot	Mark Haugan	V
194	Ultrasort For Commodore	John W. Ross	64/V/P
209	Easy Atari Page Flipping	Chris Allen	AT
210	How To Create A Data Filing System, Part III: Planning The Input	Jim Fowler	*
216	Mixing Graphics Modes On The 64, Part II	Sheldon Leemon	64
230	ISAM: Building Your Own Random File Manager	Michael D. Lipay	*
236	TI Cadette: Computer Aided Design	Bradley Rogers	TI
239	Atari Fontbyter	Orson Scott Card	AT
252	Timex/Sinclair Making Change	Michael B. Williams	TS
255	Relative Files For VIC-20 And Commodore 64, Part I	Jim Butterfield	V/64
258	Sprite Editor For TI	Larry Long	TI
261	Atari Menu Buttons	Joseph D. Korman	AT
263	All About The Hardware Interrupt	Peter Marcotty	*
268	Cracking The Kernal	Peter Marcotty	64
275	Mastermaze Update For The Atari	David Butler	AT

285 News & Products
300 **Calendar**
284 **CAPUTE! Modifications Or Corrections To Previous Articles**
282 **A Beginner's Guide To Typing In Programs**
283 **How To Type COMPUTE!'s Programs**
284 **Product Mart**
308 **Advertisers Index**

NOTE: See page 283 before typing in programs.

GUIDE TO ARTICLES AND PROGRAMS

AP Apple **AT** Atari, **P** PET/CBM, **V** VIC-20, **C** Radio Shack Color Computer, **64** Commodore 64, **TS** Timex/Sinclair, **TI** Texas Instruments, *All or several of the above.

COMPUTE! Publications, Inc.
A Subsidiary Of American Broadcasting Companies, Inc.

TOLL FREE Subscription Order Line
800-334-0868 (In NC 919-275-9809)

COMPUTE! The Journal for Progressive Computing (USPS: 537250) is published 12 times each year by COMPUTE! Publications, Inc., P.O. Box 5406, Greensboro, NC 27403 USA. Phone: (919) 275-9809. Editorial Offices are located at 505 Edwardia Drive, Greensboro, NC 27409. Domestic Subscriptions: 12 issues, $20.00. Send subscription orders or change of address (P.O. form 3579) to Circulation Dept., **COMPUTE!** Magazine, P.O. Box 5406, Greensboro, NC 27403. Second class postage paid at Greensboro, NC 27403 and additional mailing offices.

Entire contents copyright © 1983 by COMPUTE! Publications, Inc. All rights reserved.
ISSN 0194-357X.

EDITOR'S NOTES

Our theme this issue centers on computers in education. We define education in its broadest sense – education as it permeates the home and the classroom. Several of our featured articles this month directly address this link and raise some critical questions at the same time. We look forward to your comments.

As prices continue to decline, and manufacturers begin looking forward to the Christmas season, expect some substantial purchasing opportunities. We expect to see more bundling of peripherals, software packages, and computers as vendors grow more aggressive. This lateral move will occur, in part, because basic computer prices have declined to near bottom, and future moves will have to be made through bundling and accessories.

With this issue COMPUTE!'s circulation approaches 400,000, and we expect to break the half million mark by December. Those of you who've been readers for a year or more will remember that just last October, we broke 100,000. We are proud of our leadership role in consumer computer publishing, and wish to thank you all, readers and contributors, for your support in the growth of COMPUTE!.

Gary R. Ingersoll has recently joined our staff and will be assisting in directing our future growth. Formerly president of the Chilton Company, the largest operating unit of ABC Publishing, Gary brings needed skills to our rapidly expanding division. He comes to COMPUTE! as president and publisher; I become chief executive officer and remain editor in chief.

Atari and Texas Instruments have both recently announced major revampings of the management teams responsible for their personal computer operations. Atari appears to be backing away from the $100-$200 price area and concentrating on building a family of systems which begins in the middle range. TI, on the other hand, appears committed to continuing to take on Commodore at the low end. A recent *Time* article indicates that IBM has now developed a 21 percent market share around the PC system. We still speculate that an IBM home PC (frequently referred to as the "Peanut") will debut soon. IBM does such a superior job of keeping the "lid" on leaks that our speculation is idle at best, but we think the middle-range market is so potentially lucrative for them that they won't stay away for long.

In a recent editorial we mentioned Adventure International in a context that was apparently misinterpreted by some readers. We want to make it clear that we respect Adventure International and their business practices, and that they have not been involved in any effort to "recruit" COMPUTE! staffers.

As our magazine and book publishing operations continue to grow, we are still looking for additional editorial support. If you're an experienced writer or journalist who has a personal computer background as well, drop us a résumé. Our growth has been consistently strong, with our staff tripling in the last year. We're located in the central Piedmont region of North Carolina in a metropolitan area selected recently as one of the three best living/working locations in the nation.



T&F SOFTWARE

CheckEase!™

Professional-Quality Checkbook:



For VIC-20 and Commodore 64

Now you have the power of a professional quality Check Register System. Maintain multiple checking accounts, complete with full checkbook reconciliation and 16 budget categories. Change or delete any check, check or deposit amount, or deduction and CheckEase! will automatically update all balance figures. Review checks forward, backward or by check number. Configure for RS232 or compatable Commodore printer. Post checks as they clear the bank. Upgrade data from cassette to disk. Print by check number, category or if item is tax deductable. Commodore 64 and VIC-20 users can even save months worth of check data in a format compatable with Commodore's *Personal Finance* package for later analyzation.

$24.95 cassette (VIC-20 min. 8K),

$29.95 cassette: Commodore 64,
*Atari 400®/800®/1200 XL®

$34.95 disk: Commodore 64,
*Atari 400®/800®/1200 XL®,
*IBM PC, *APPLE II/IIplus/IIe®

SearchSeries™

First with Arcade-Quality Games:



For VIC-20 and Commodore 64

There are 374 letters on the screen. Concealed within are 20 words: 10 across and 10 down. You have 10 minutes. When you've found a hidden word, it changes color. Every game features a new screen. Over 300 different words and thousands of new games possible. **$19.95** on cassette.

WordSearch 3 categories: Capitals, Jumbled and Animals.

SportSearch 3 categories: Pro Teams, College Teams and Sport Games.

ArcadeSearch 3 categories: Home Video Games, Arcade Video Games and Famous Video Game Characters.

Space Sentinel™



For Commodore 64

Planet Earth is under attack by ruthless aliens who hurl heat missles at our polar ice caps. Will the Earth flood? As the orbiting Space Sentinel, the Earth's fate is up to you. If you can hold out against the merciless attackers, Earth's population will have time to escape and colonize a new home planet. Complete sprite & character graphics with 3-voice sound. **$29.95** on disk. Joystick, Diskdrive & Commodore 64® required.

*AVAILABLE 4TH QUARTER '83

Available at finer Software Stores everywhere.

Or Call (213) 501-5845 for the name of your local dealer or distributor.

T&F SOFTWARE

T&F Software Company 10902 Riverside Drive / North Hollywood, California 91602. (213) **501-5845**

© COPYRIGHT 1982, 1983 BY T&F SOFTWARE. SPACE SENTINEL IS A TRADEMARK OF MEGAGEM. CHECKEASE IS A TRADEMARK OF GMS SYSTEMS. SEARCH SERIES, ARCADESEARCH, WORDSEARCH, SPORTSEARCH ARE TRADEMARKS OF GEORGE DENNIS. VIC-20, COMMODORE 64 AND PERSONAL FINANCE ARE REGISTERED TRADEMARKS OF COMMODORE COMPUTERS, INC. AND CREATIVE SOFTWARE. ATARI 400/800/1200XL AND IBM P.C. ARE REGISTERED TRADEMARKS OF THEIR RESPECTIVE COMPANIES.

Publisher	Gary R. Ingersoll
Editor-In-Chief	Robert C. Lock
Publisher's Assistant	Alice S. Wolfe
Senior Editor	Richard Mansfield
Managing Editor	Kathleen E. Martinek
Assistant Managing Editor	Tony Roberts
Production Editor	Gail Walker
Features Editor	Tom R. Halfhill
Technical Editor	Ottis R. Cowper
Program Editor	Charles Brannon
Assistant Editors	Dan Carmichael Lance Elko
Assistant Features Editor	John Blackford
Assistant Copy Editor	Juanita Lewis
Editorial Assistant	Kathy Yakal
Editorial Programmers	Patrick Parrish Gregg Peele Jonathan Byrd
Technical Assistant	Dale McBane
Administrative Assistants	Vicki Jennings Laura MacFadden Julia Fleming
Copy Assistants	Becky Hall Sarah Johnston Linda Shaw
Associate Editors	Jim Butterfield, Toronto, Canada Harvey Herman, Greensboro, NC Fred D'Ignazio, 2117 Carter Rd. S.W. Roanoke, VA 24015 David Thornburg P.O. Box 1317, Los Altos, CA 94022
Contributing Editor	Bill Wilkinson
COMPUTE!'s Book Division	
Editor	Orson Scott Card
Assistant Editors	Stephen Levy Gregg Keizer
Administrative Assistant	Carol Eddy
Artist	Janice Fary
Art Director/Production Manager	Georgia Papadopoulos
Assistant	Irma Swain
Mechanical Art Supervisor	De Potter
Artists	Leslie Jessup Cindy Mitchell
Typesetting	Terry Cash
Illustrator	Harry Blair
Promotion Assistant	Todd Heimarck
Associate Publisher/National Advertising Sales Manager	Andy Meehan
Advertising Coordinator	Patti Williams
Advertising Accounts	Bonnie Valentino
Sales Assistant	Rosemarie Davis
Operations/Customer Service Manager	Carol Lock
Assistants	Patty Jones Shannon Meyer
Dealer Coordinator	Fran Lyons
Assistants	Gail Jones Sharon Minor
Assistants	Christine Gordon Cassandra Robinson Mary Sprague Dorothy Bogan Chris Patty Rhonda Savage Lisa Flaharty Carol Dickerson Sharon Sebastian Anita Roop
Shipping & Receiving	Jim Coward Larry O'Connor Dai Rees Chris Cain John B. McConnell
Data Processing Manager	Leon Stokes
Assistant	Joan Compton
Accounting Manager	W. Jerry Day
Comptroller	James M. Hurst
Accounting Assistants	Linda Miller Doris Hall
Assistants	Ruth Granger Anna Harris Emilie Covil Anne Ferguson

Robert C. Lock, Chief Executive Officer
Gary R. Ingersoll, President
W. Jerry Day, Vice President of Finance
James M. Hurst, Comptroller
Sonja Whitesell, Executive Assistant
Debbie Nash, Assistant

Coming In October

Special Games Issue

Telegaming

First-Rate Games For Several Computers — *Dragons, Moving Maze, RATS!*, And More

EXEC: A New Command For Commodore Computers

A Tutorial On TI Sprites

Atari Master Directory

COMPUTE! Publications, Inc. publishes:

COMPUTE! The Journal For Progressive Computing

COMPUTE! Books

Telephone: 919-275-9809

Corporate office:
505 Edwardia Drive,
Greensboro, NC 27409 USA

Mailing address: COMPUTE!
Post Office Box 5406
Greensboro, NC 27403 USA

Subscription Information

COMPUTE! Circulation Dept.
P.O. Box 5406
Greensboro, NC 27403

TOLL FREE Subscription Order Line
800-334-0868
In NC 919-275-9809

COMPUTE! Subscription Rates (12 Issue Year):

US	(one yr.) $20	Air	
	(two yrs.) $36	Europe, Australia	$38
	(three yrs.) $54	Middle East, Central America and North Africa	$48
Canada and Foreign Surface Mail	$25	South America, South Africa, Far East	$68

Advertising Sales

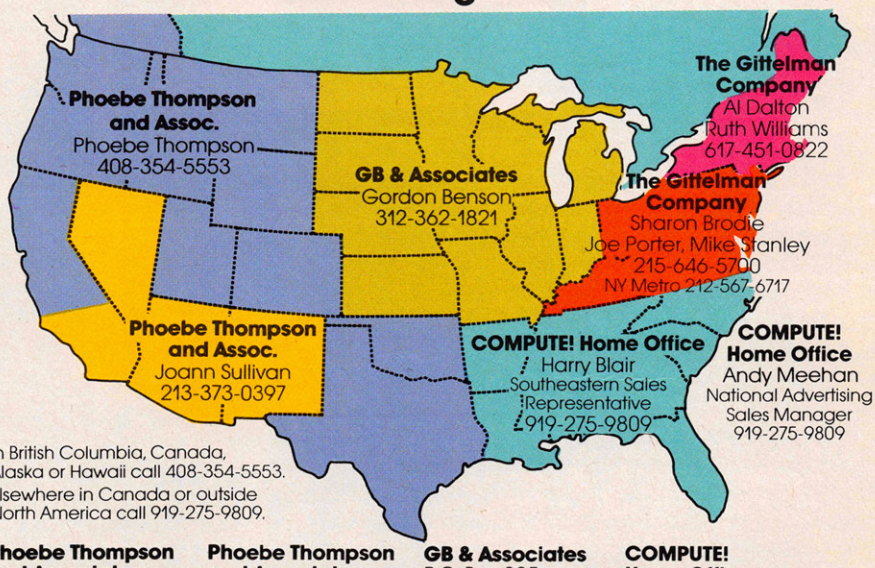

In British Columbia, Canada, Alaska or Hawaii call 408-354-5553.
Elsewhere in Canada or outside North America call 919-275-9809.

Phoebe Thompson and Associates
101 Church Street
Suite 13
Los Gatos, CA 95030
PHOEBE THOMPSON

Phoebe Thompson and Associates
2556 Via Tejon
Palos Verdes Estates,
CA 90274
JOANN SULLIVAN

GB & Associates
P.O. Box 335
Libertyville, IL 60048
GORDON BENSON

COMPUTE! Home Office
505 Edwardia Drive
Greensboro, NC 27409
HARRY BLAIR
Southeastern Sales Representative

The Gittelman Company
Statler Office Building
Suite 518
20 Providence Street
Boston, MA 02116
AL DALTON
RUTH WILLIAMS

The Gittelman Company
Summit Office Center
7266 Summit Avenue
Fort Washington, PA 19034
SHARON BRODIE
JOE PORTER
MIKE STANLEY

Address all advertising materials to:
Patti Williams
Advertising Production Coordinator
COMPUTE! Magazine
505 Edwardia Drive
Greensboro, NC 27409

Authors of manuscripts warrant that all materials submitted to COMPUTE! are original materials with full ownership rights resident in said authors. By submitting articles to COMPUTE!, authors acknowledge that such materials, upon acceptance for publication, become the exclusive property of COMPUTE! Publications, Inc. No portion of this magazine may be reproduced in any form without written permission from the publisher. Entire contents copyright © 1983, COMPUTE! Publications, Inc. Rights to programs developed and submitted by authors are explained in our author contract. Unsolicited materials not accepted for publication in COMPUTE! will be returned if author provides a self-addressed, stamped envelope. Programs (on tape or disk) must accompany each submission. Printed listings are optional, but helpful. Articles should be furnished as typed copy (upper- and lowercase, please) with double spacing. Each page of your article should bear the title of the article, date and name of the author. COMPUTE! assumes no liability for errors in articles or advertisements. Opinions expressed by authors are not necessarily those of COMPUTE!.

PET, CBM, VIC-20 and Commodore 64 are trademarks of Commodore Business Machines, Inc., and/or Commodore Electronics Limited.
Apple is a trademark of Apple Computer Company.
ATARI is a trademark of Atari, Inc.
TI99/4A is a trademark of Texas Instruments, Inc.
Radio Shack Color Computer is a trademark of Tandy, Inc.

WordPro 3 Plus/64™

The Best Word Processor for your Commodore 64™

Now available for as low as $89.95



When choosing a Word Processor for your Commodore 64 computer, there's no reason to settle for anything but the best—in a word....WordPro™.

With over 30,000 happy WordPro clients churning out letters and documents all over the world, the WordPro Plus™ Series is unquestionably the #1 selling software package on Commodore computers! So when you choose WordPro, you know you're investing in a trial-tested program that's a real winner. And WordPro 3 Plus/64 is NOW available for your Commodore 64 computer at prices as low as $89.95.

Designed for the novice user with no computer or word processing experience whatsoever, WordPro 3 Plus/64 brings a whole new dimension to the term "user-friendly." More than just easy to use, WordPro 3 Plus/64 is a commercial level word processor loaded with powerful features including: Auto Page Numbering, Headers and Footers, Math Functions, Global Search and Replace, the Ability to Create Multiple Personalized Letters and Documents, Underlining, Boldface, Super and Subscripts and much, much, more.

Best of all, WordPro 3 Plus/64's powerful arsenal of features can be put to use almost immediately—by even the novice user. So whether you're a writer, in business, education, or just a hobbyist, you'll quickly become a WordPro Pro!

Invest in the best...WordPro Plus. In a class by itself.

Call us today for the name of the WordPro 3 Plus/64 dealer nearest you.

Professional Software Inc.

51 Fremont Street
Needham, MA 02194

(617) 444-5224
Telex: 951579

WordPro 3 Plus/64™ is a trademark of Professional Software Inc.
The WordPro Plus Series was designed and written by Steve Punter of Pro-Micro Software Ltd.
Some printers may not support certain WordPro 3 Plus/64 functions and/or require an interface. Please check with your dealer.
Commodore 64™ is a trademark of Commodore Electronics Ltd.
Dealer and Distributor inquiries are invited.

READERS' FEEDBACK

The Editors and Readers of COMPUTE!

COMPUTE!'s Programs

I have learned more from your magazine than from textbooks on computing, but one thing puzzles me. What's your policy toward the programs you publish in the magazine? They often take a long time to type in and I usually go on to add embellishments here and there, or change them to run on other computers. Are these programs in the public domain? Could they be traded with my friends?

One note: I often type in programs and then later forget the instructions or which issue I'd gotten them from. So, I now always put REM statements into the first few lines of the program which have the date and page number where the program documentation can be found. I can't count the number of times I've been glad I do it.

Mary Howe

Programs published in COMPUTE! are in the same legal category as material published in any other magazine. They are all copyrighted; they're not in the public domain. When you buy an issue, you then have the right to make a copy of the programs therein. We realize, however, that some of the programs are long and take some time to enter into the computer. For this reason, it's permissible for you to give a copy of a COMPUTE! program to a friend or members of your user group who subscribe to the magazine.

No program in the magazine, however, may be sold, traded, or otherwise distributed for profit. Nor may any program be given to someone who does not own the issue in which the program was printed.

TI-99/4 And 4A Differences

What are the programming differences between the TI-99/4 and TI-99/4A?

The TI-99/4 has 256 more bytes of available RAM than the TI-99/4A, so a very long program may run on the TI-99/4 and not the TI-99/4A.

The TI-99/4A has lowercase capability, so some techniques are possible on the TI-99/4A that are not possible on the TI-99/4. For example, for graphics you can redefine characters using lowercase letter codes, then PRINT the letters rather than using the CALL HCHAR or CALL VCHAR statements. If you redefine the letters a and b (characters 97 and 98) to draw a car, for example, you can then PRINT ab to get a car. To convert for the TI-99/4, remember that the lowercase letters start with ASCII Code 97. The equivalent statement would be PRINT CHR$(97)&CHR$(98). A program using redefined lowercase letters that is typed on the TI-99/4A can be SAVEd then loaded onto a TI-99/4 and will work fine.

The keyboards on the two computers are different too, and several of the symbols are in different places. This change affects the CALL KEY statements. CALL KEY(0,KEY,STATUS) on the TI-99/4 is used to scan the whole keyboard, and devices 3, 4, and 5 for the first parameter are for "possible future devices." On the TI-99/4A keyboard, device 3 scans the whole keyboard in BASIC, device 4 is for Pascal, and device 5 is for BASIC using both capital and lowercase letters. Device 0 is used to indicate the same device as previously scanned. Many programs now use CALL KEY(3,KEY, STATUS) for the TI-99/4A. To write your programs compatible for both computers, use CALL KEY(0,KEY, STATUS).

The split keyboard also presents some variations. The statements are CALL KEY(1,KEY1,STATUS1) and CALL KEY(2,KEY2,STATUS2). Some of the KEY values returned are different: G, B, SHIFT, SPACE, comma, period, /, =, semicolon, and ENTER. If you use the standard arrow keys (E, S, D, X and I, J, K, M) you'll have no problem. The diagonal arrows are also the same for both keyboards. In general, avoid the middle area keys and the keys at the extreme right of the keyboard. For games written for the TI-99/4 in which you press ENTER to fire, you may need to press the period to fire on the TI-99/4A.

There may be a problem in testing for zero on the TI-99/4A when using the split keyboard scan. After the CALL KEY statement, use logic such as IF K+1<>1 rather than IF K<>0.

VIC Word Processing, Disks, And Machine Language

I am presently trying to learn machine language (ML); to this end, I bought the HES MON ML monitor. The problem is that I have been unable to use labels with it, and was wondering if it is possible to do so. (I have been unable to find a VICMON anywhere, so I have no means of comparing the two – does the latter allow the use of labels?) I would also really appreciate an expla-

Presenting the class of 64.



The Commodore 64™ is one of the most exciting home computers in memory.

But memory isn't the only thing that's exciting about the 64.

Because Tronix is here.

Class act.

The people who have been bringing out the best in the VIC 20™ (and Atari,® too) have graduated to the Commodore 64.

Which means that now you can enjoy fast action, complex strategies, interesting characters, superior sound effects and challenging, play patterns.

Just like VIC 20 and Atari owners. Only faster, more complex, and more challenging, too.

More memorable, in other words.

In a class by ourselves.

Of course, if you'd rather not take our word for it, you don't have to. The experts at Electronic Games have called *Kid Grid* for Atari "one of the most compulsive, utterly addictive contests in the world of computer gaming."

They haven't seen anything yet.



By Arti Haroutunian.

Edison, the kinetic android, leads a frustrating life.

All he wants to do is build his circuit boards and go with the flow. But things keep getting in the way.

Nohms—a negative influence—bug him constantly. Flash, the lightning dolt, disconnects everything in his path.

And the cunning Killerwatt is out to fry poor Edison's brains.

You'll get a charge out of this one. And a few jolts, too!

(Suggested retail $34.95)



By Arti Haroutunian.

Connecting the dots on our colorful grid should be easy, right?

Wrong. Because the bullies are in hot pursuit!

Squashface, Thuggy, Muggy and Moose are their names. And *you* are their game. And what's more, they're faster than you are.

But you're smarter. And you control the stun button.

So keep your eyes peeled for the mysterious question mark and don't slow down at corners!

(Suggested retail: $34.95)



By Graham McKay.

Your agents risked their lives to find the enemy's secret headquarters.

Now you're risking yours to destroy it.

And they know you're coming.

As you fly over water and across hundreds of miles of unfriendly territory, the action is thick, fast and three-dimensional.

Fighter aircraft. Surface-to-air missiles. Helicopter gunships. The attacks come from every direction.

Even from behind.

(Suggested retail: $34.95)

Atronic™

8295 South La Cienega Blvd., Inglewood, CA 90301

VIC 20™ and Commodore 64™ are trademarks of Commodore Electronics Ltd.
Atari® is a registered trademark of Atari, Inc.

nation of precisely what zero-page memory is, and which sections of it can be used by an ML program without affecting the operating system. (Leventhal's *6502 Assembly Language Programming* doesn't deal with such particulars, and it's hard to get an understanding of them by simply perusing the memory maps.)

I also want to use the VIC as a word processor. I will, of course, need a disk drive and a printer, but I'm not sure that I want to use the Commodore products in either case. In regard to the drive, it probably *would* be wisest to get the 1541, but I was wondering if I could get more for my money if I were to buy a bare Tandon or Pertec, or a used Apple drive for $200 or so and do the rest myself. In other words, would the task of interfacing and writing a DOS be excessively difficult, considering that the 1541 goes for only $340?

As for the printer, this is more difficult: I would obviously like to get a letter-quality printer, but my budget can't go much beyond $350. So I've been thinking about getting a used I/O Selectric and interfacing it to the VIC. An article in the April and May 1981 issues of *Radio-Electronics* described the general process, and it doesn't seem too difficult – besides, it looks like fun!

Peter Jeffe

Jim Butterfield replies...

1. *Most monitor systems are composites of utilities: assembler, disassembler, fill, hunt, display, etc. HES MON, VICMON, SUPERMON, and similar packages contain "nonsymbolic" assemblers; that is, you cannot use labels. These are not sold as assembler packages.*

These assemblers, I should point out, are effective in reducing transcription and lookup errors; for small programs they can be quick and useful; backward branches can be entered by inspection; forward branches can be guessed, then reentered when the actual address is established; they make no special demands for memory space or disk facilities.

But a big assembler is a whole other thing, and worth the cost when you start writing programs that are over, say, 30 instructions long. In my opinion, their major advantage is this: since you keep source code, you can make program changes without the need to type in all the coding once again. A big program will probably need several rewrites; a full (symbolic) assembler is very valuable at that time. However, I like to keep beginners closer to the machine code and encourage nonsymbolic assemblers for early learning programs.

2. *Zero-page memory is memory that extends from hex addresses 0000 to 00FF (the first two digits represent the "page"). It's important for three reasons:*

a. *(minor reason) There's an addressing mode that allows faster and more compact access to zero page than to other parts of memory. Not too important; time and space are seldom urgent machine language program considerations.*

b. *(major reason) A major method of "reaching" information anywhere in memory is indirect addressing, more specifically, indirect indexed addressing. This addressing mode needs to hold its indirect address in zero page. Zero page is in short supply; many users like to "conserve" the area for indirect address usage.*

c. *(pragmatic reason) The operating system uses zero page a good deal for BASIC and for interrupt processing. To keep the operating system healthy, you need to respect the important usage areas. Many users (who want lots of zero page) "swap out" little-used memory for their ML programs, and put it back before returning to BASIC.*

Most 6502 reference books deal with the chip "in a vacuum" – not connected to a real system. Thus, you get no hint as to where programs should be placed, how to invoke input and output, and how the monitor systems work. This makes it very difficult for the beginner – that first step is a big one.

A recent book, Machine Language for Beginners, *by Richard Mansfield (COMPUTE! Books), does deal with these problems on a variety of machines and may offer more help in this area. This is not said as a review or as an endorsement, but the book does approach the microprocessor as seen within its computer environment to a greater extent than previous publications I have seen.*

3. *I have a strong bias towards the manufacturer's product line on disk systems. You can go other ways; but commercial products, and club distributions, are likely to heavily favor these format disks. Building your own interface and writing your own DOS is not a trivial task; if it's a challenge you would enjoy, go for it. If your objective is to get a system up and running in reasonable time, reconsider.*

Many computer hobbyists have adapted Selectric devices; some have complained that the machines are not durable, having been designed for a lighter duty cycle than is found on computer word processors. Check with user groups for their reaction.

64 Video Glitches

I'm disappointed with the quality of the Commodore 64 video display. For example, when selecting black characters on a blue background, every other character is badly smeared. Also, when executing a program, small "birdies" appear randomly all over the screen. These are about one pixel in height, three to eight pixels in width, and appear in the same color as the characters.

Is there a fix for these problems?

Some colors don't seem to work well together on the Commodore 64; you might try combinations of foreground and background colors to see what works best on your machine.

If you are using a TV set, look for solid connections

LUXURY, FACILITY OR NECESSITY?





There are many things which make life easier for us; but everybody has his, or her own personal, individual, desires. For one it may be a luxury – for another sheer necessity.
If you use a commodore, our software-products should be a necessity.









CREATE YOUR LIFE MORE SUCCESSFUL!

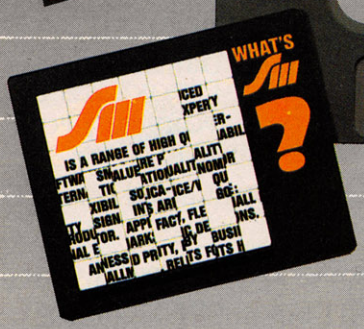







**SM SOFTWARE INC.
IS A SUBSIDIARY OF
SM SOFTWARE AG, MUNICH,
ONE OF EUROPE'S TOP
MICRO SOFTWARE HOUSES.**

U.S. computer technology, allied with German software engineering, has produced high quality programming aids such as:

- SM KIT – program de-bug aids
- ESH – ergonomic screen handler
- ISM – index sequential file manager
- LOS – loadable operating system

and high level application programs such as

- SM-TEXT - advanced text processor.

ASK FOR DETAILS.

SM SOFTWARE INC.
252 Bethlehem Pike
Colmar. PA 18915

SOFTWARE MADE IN MUNICH

Dealer inquiries invited.

(try wiggling things gently) and make sure your TV/COMPUTER slide switch is firmly over to the COMPUTER side. Try rearranging the cable which connects the computer to the TV set: sometimes interference is picked up along the way. Even moving the computer can often help.

On the other hand, if you are using a monitor rather than a TV set, there are other things for you to keep in mind. Commodore will soon be announcing a new interface – and a new monitor – that should significantly improve picture quality. Still on the subject of monitor interfaces, some users find that they can get better character definition by a variation in the wiring of the interface. Normally, pin 4 of the video connector is used for video out on the Commodore 64: some users like the improved contrast that may be achieved by connecting pin 1 (luminance) to pin 4 and then feeding the composite signal to their monitor.

We understand that the screen hash that you call "birdies" can be eliminated completely by the addition of a small capacitor to the video circuitry of the Commodore 64. Contact your dealer for further information.

RAMDISK

Could you tell me what a RAMDISK is?

Joe DeNicola

It is possible to use large amounts of extra RAM memory as a simulated "disk drive." In fact, the decreasing cost of RAM chips has made "memory drives" quite popular. The advantage of a memory drive is that it is extremely fast – faster than any non-solid-state peripheral. Unfortunately, most of these memory drives lose what they've stored when you turn off your computer. Battery-protected memory drives are available, but they are relatively expensive, since they require low-power special CMOS memory chips.

Specifically, the RAMDISK is 128K of "bank-selected" (you can call upon "banks" of 16K) memory. It includes software to use the extra memory as a simulated disk drive.

Finding Atari Addresses

As an owner of an Atari Assembler Editor cartridge, I'm still having trouble locating the hexadecimal address locations for BASIC commands. Any suggestions?

Eric Ermert

It is possible to call some of the ready-made routines found in the BASIC cartridge, but you must remember that they are designed to be used by BASIC itself, not external ML programs you write. You can read about the internal workings of Atari BASIC in COMPUTE!'s new Atari BASIC Sourcebook.

A better solution is to write your own routines. It isn't that difficult. For example, the SOUND command stores the values in the POKEY chip, which, among other things, is responsible for generating sound (see "Atari Sound System," COMPUTE!, January 1983). You can call any of the graphics routines BASIC uses (PLOT, DRAWTO, GRAPHICS). These are found in the Atari operating system, not the BASIC cartridge, and they are well-documented and designed to be called by your ML programs. Some references are De Re Atari, Atari Technical Notes, *and Bill Wilkinson's COMPUTE! column "Insight: Atari" (especially February 1982).*

Atari Binary LOAD/RUN From BASIC

The use of binary files in BASIC programs is increasing as Atari programmers become more sophisticated. It is not generally known that you can use the DOS command L, including the "/N" option, directly from BASIC. The necessary routines are resident in DOS itself, not DUP. They will LOAD, INIT, and RUN (or not RUN) any binary file that DOS can handle, including compound files. Control is returned to BASIC for files which ordinarily return to DOS. Here is one method. Just insert your file name in F$.

```
100 DIM F$(16):F$="D:GAME.OBJ":F$(LEN(F$)
    +1)=CHR$(155):POKE 5534,0:POKE 5535,192
110 X=ADR(F$):Y=INT(X/256):POKE 853,Y:POKE
    852,X-256*Y:X=USR(ADR("hL)U"))
```

The USR string which is not listed correctly by a printer is:

small h, capital L, inverse SHIFT 0, CONTROL U

To LOAD and INIT but not RUN, POKE 5534,192 in line 100.

The USR code, PLA, JMP $15A9 calls the resident DOS routine used by option L.

Note: Bill Wilkinson in his COMPUTE! column eloquently explains the advantages of following Atari protocol. I am embarrassed to point out that I violate that excellent advice by using a specific DOS routine which may be altered in future DOS revisions. It is safe to use this quick and dirty trick in your personal programs, but don't distribute it. Use my "Autotype" in *COMPUTE!'s Second Book of Atari* to insert the binary file directly and safely into any commercial BASIC program.

Forrest Meiere

COMPUTE! welcomes questions, comments, or solutions to issues raised in this column. Write to: Readers' Feedback, COMPUTE! Magazine, P.O. Box 5406, Greensboro, NC 27403. COMPUTE! reserves the right to edit or abridge published letters.

©

25 of The Hundreds of Reasons You Ought To Be A **COMPUTE!** Magazine Subscriber:

From "The Editor's Feedback" Card, a monthly part of our continuing dialogue with readers of **COMPUTE!**. These are responses to the question,

"What do you like best about **COMPUTE!** ?"

1. "The coverage of educational uses of computers for kids." **2.** "Clear, clean layout, good presentation..." **3.** "Educational software reviews... 'Friends of The Turtle'..." **4.** "Written so a newcomer to computers can understand..." **5.** "Cover to cover, and all in between..." **6.** "Reviews of software and hardware..." **7.** "Good balance of application and technical articles..." **8.** "It is the best source of info about various levels of VIC/PET/CBM machines and applications..." **9.** "The large number of *well-explained* programs..." **10.** "I like programs that can be typed into a computer, run, and then used right away (a program without bugs!)..." **11.** "That it is organized well, and covers a broad range of information concerning Atari. Keep it up, please! I'm learning..." **12.** "Table of Contents listings and computer guide to articles is a great idea. Best magazine for personal home computer users..." **13.** "Best I have found for VIC info..." **14.** "Informative articles: 'Secrets of Atari', Game programs, especially programs that teach the reader about the Atari..." **15.** "I like all the articles and programs for my computer, the PET. I've learned and found out things about it that I never even thought existed. Other magazines don't have too much material for the PET and, for that reason, I find **COMPUTE!** invaluable..." **16.** "The up-to-date hardware reviews..." **17.** "Educational and game programs... ready to type in..." **18.** "Utility and applications program listings very helpful..." **19.** "I'm a computer beginner and **COMPUTE!** didn't scare me away... it made me more interested in learning more about computers..." **20.** "I really enjoy (since I am one) the Beginner's Page..." **21.** "The attention it gives to Atari and the easy-to-understand language it's written in..." **22.** It is concerned with explaining programs, not just listing them. It is the best VIC magazine I could buy..." **23.** "The new Table of Contents 'Guide to Articles and Programs' is excellent, particularly the indication of 'multiple computer' items..." **24.** Broad range (sophistication) of programs..." **25.** "It's easy to understand yet pushes you to a 'higher level'..."

Whether you're just getting started with personal computers, or very advanced, you'll find useful, helpful information in every issue of **COMPUTE!** Magazine. We specialize in supporting the Atari, PET/CBM, Commodore VIC-20 and 64, TI-99/4A, and Apple computers. Editorial coverage is expanding to include the Timex/Sinclair and the Radio Shack Color Computer.

Every issue of **COMPUTE!** brings you user-friendly articles, applications programs, and utilities you can type right into your computer and use. To subscribe to **COMPUTE!**, or to order a sample issue, use the attached reply card or call our toll-free number. **COMPUTE!**... We're the resource for thousands and thousands of home, educational, and small business computer users. Shouldn't you be one of them?

1 year, twelve issue subscription: $20.00 in the US.

Call Toll Free in the US 800-334-0868

In NC call 919-275-9809

COMPUTE! Magazine is a publication of **COMPUTE!** Publications, Inc.
505 Edwardia Drive, P.O. Box 5406, Greensboro, NC 27403

SMART PRODUCTS

Kathy Yakal, Editorial Assistant

All personal computers contain a microprocessor, the "brain" of the machine. But even if you don't own a computer, you probably have several of these tiny brains in your home, your office, or even your car. They are, in a sense, tiny computers.

Cars that act as their own mechanics. Cash registers trained to be marketing experts. Washer-dryers that take better care of your clothes than you could, and computers that guard your home. All of these "smart products" – products that can make decisions and monitor themselves – are no longer science fiction fantasy, thanks to the introduction of microprocessors in 1971.

A microprocessor is organized, compressed electronic circuitry which can execute programs and respond to changing conditions. It's about the size of your little fingernail and consists of a small silicon "chip" with complex patterns of lines etched on it.

Microprocessors replace circuitry many times their own size. For instance, if you take the back off a transistor radio, most of the components you see inside could be replaced with a single, small microprocessor.

There are several advantages to using this new technology in the production of consumer products. For one thing, because they are so much smaller than discrete (singular) circuits, products which house them can be much more compact. This is especially true of microcomputers, which wouldn't exist without them.

Microprocessors perform functions fast and precisely. They are easier to produce than discrete electronics and they don't wear out as quickly, since they have no moving parts. Most important, they are intelligent. They can be programmed to make decisions based on predefined conditions.

The Consumer Market

You can identify a consumer product that contains a microprocessor. There are generally no dials to turn or buttons to push or timers to set. Quite often there will be a flat membrane-type control panel that is responsive to the slightest touch. And you may be able to tell if the product contains a microprocessor by the type of input required from you (for example, instead of indicating how long you want your clothes to dry, you would only need to indicate the fabric type – the microprocessor would know how long and how hot to run).

Manufacturers of consumer products don't automatically use microprocessors in every product they could. The same technology that brought microprocessors into being also facilitated better design of microelectronic circuits; each has its own place. Further, some manufacturers are holding back to gauge public acceptance of the new breed of consumer products. This is critical: it's possible to make a washing machine that talks, but do people want that?

In the following product descriptions, we have chosen a few manufacturers which are representative of several industries. These companies are not the only ones using microprocessors. Also, these companies do not use microprocessors in all of their product lines. What we are looking at is still a state-of-the-art technology.

Self-monitoring

First let's explore some home appliances that use microprocessors. Refrigerators have been able to monitor themselves for a long time. You set the temperature level desired, and the unit shuts off upon reaching it.

The Whirlpool Corporation makes refrigerators that c even more. They beep if the

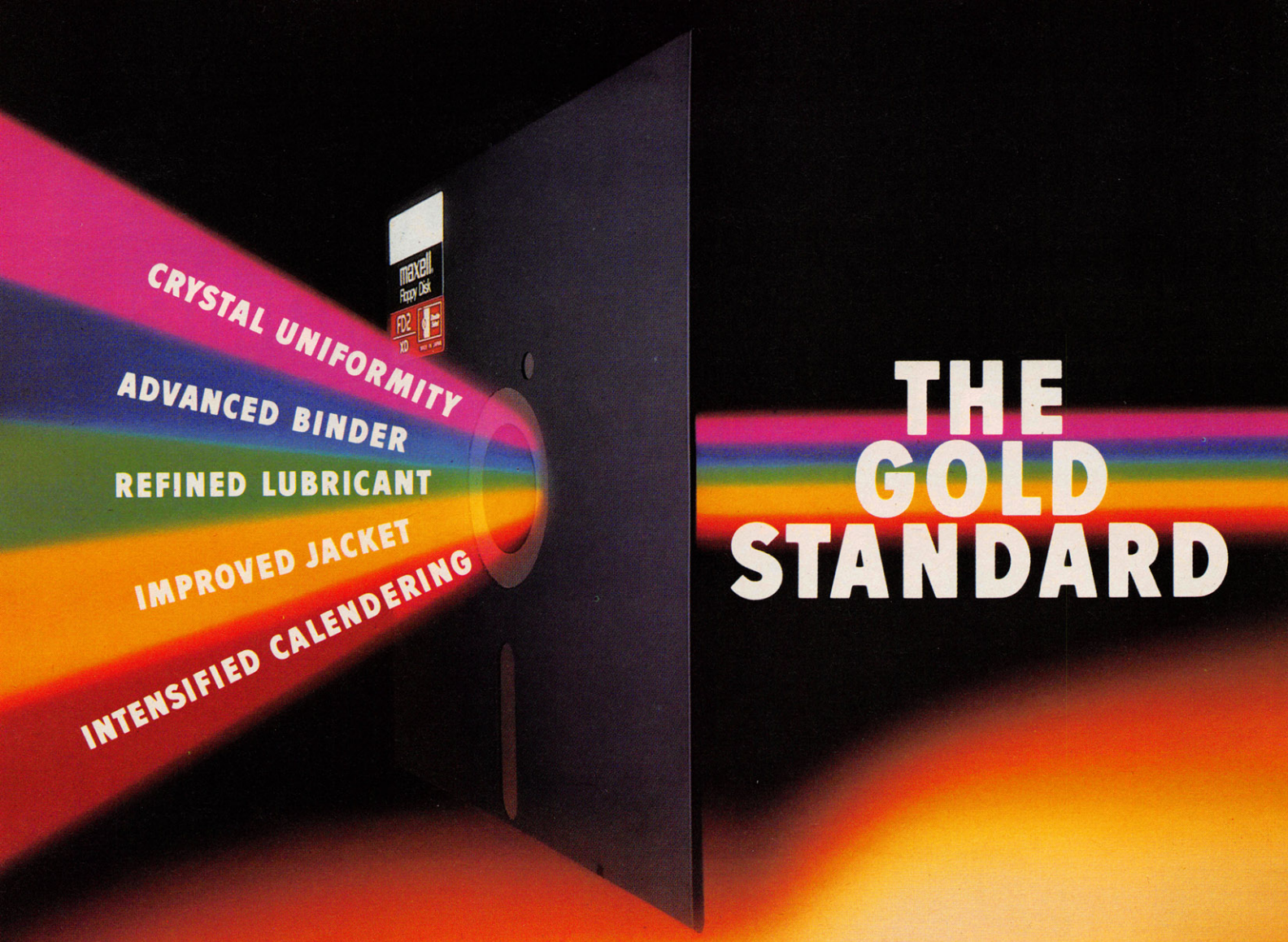

THE GOLD STANDARD

You can wait for industry standards to mandate improved performance. Or you can have it now on Maxell. The Gold Standard.

The refinements of The Gold Standard, from oxide particles to lubricant to jacket, are uniquely Maxell. And therefore, so are the benefits.

Our unique, uniform crystals assure dense oxide packing. So you begin with an original signal of extraordinary fidelity. A signal we safeguard in ways that leave industry standards in our wake.

An advanced binder bonds oxides to the base material preventing time and money-wasting dropouts. Calendering then smooths the surface for a read/write signal that stays clear and accurate. And lubricants reduce friction between head and disk for a longer media and head life. To house it, we then constructed a new jacket heat-resistant to 140° F to withstand drive heat without warp or wear. And created the floppy disk that leads the industry in error-free performance and durability.



All industry standards exist to assure reliable performance. The Gold Standard expresses a higher aim: perfection.

maxell®

IT'S WORTH IT.

Computer Products Division, Maxell Corporation of America, 60 Oxford Drive, Moonachie, N.J. 07074 201-440-8020

We just made owning an Atari computer a lot more logical.



Introducing the Rana 1000 disk drive. It's a whole new game for Atari computers.



This two digit LED readout displays a code that tells you everything you need to know.

This beeping button tells you your write protect feature is keeping your information safe.

The remaining buttons beep when touched, and provide readouts on density storage, error status, and drive number.

This button beeps when you touch it, and the LED readout tells you what track you're on.

When Rana Systems introduced the Elite Series of Apple® compatible disk drives, we didn't know what a tremendous impact they would make. It turned out to be a line so outstanding in performance, styling, capacity, and price, that it instantaneously made us a major force in the market. Well, needless to say, the response was so great that we were forced to create the same highly advanced disk drive for Atari.® A disk drive that when coupled with Atari's computer, could perform everything from accounting, financial planning, and stock charting, to word processing, business management, and letting you write your own programs. Plus, we made it simple enough for a child to use, for learning anything from the alphabet to a foreign language.

Working with a diskette versus playing with a cassette.

Let's face it. The only reason Atari made a cassette option to their computer was to make it affordable. But now you don't have to settle for less. Because now you can get a diskette for your Atari computer which outperforms their cassette and costs ⅓ less than their disk drive. With Atari's cassette you only get half the functions of a computer compared to what our floppy disk can give you. Their cassette is not only limited in the software available, but it also takes 20 times longer to get the information you need. And Rana's disk drive offers twice the storage capacity of either their cassette or disk drive.

Why even stylewise our new low profile design not only looks 100 times more spectacular, but it occupies 3 times less space. And our new Rana 1000 also gives you a piece of its mind every time you use it, because our disk drive gives you information as well as takes it. And we think that says a lot.

The disk drive that has all the answers.

Rana offers you a myriad of features Atari couldn't even conceive of. Like five electronic functions on the front panel that actually beep and give you a LED readout when touched. Our disk drive tells you what track you're on, and what density and how much information you're storing. It lets you switch from a single density of 90,000 letters to a double density of 180,000 letters, on a single diskette. And, we have a write protect feature which protects your diskette from being erased. In fact, no other disk drive can offer you that.

As you can see, it was easy to build a disk drive superior to Atari's. Because for every reason you buy a disk drive, Rana has superior technology.

The Rana 1000 disk drive. It brings your Atari computer to a higher level of sophistication for a price one third lower than Atari's. So your choice shouldn't even be a matter of logic.

Just common sense.

RanaSystems

Always a step ahead of the originals.

21300 Superior Street, Chatsworth, CA 91311 213-709-5484. For dealer information call toll free 1-800-421-2207. In California only call: 1-800-262-1221. Source Number: TCT-654

Available at all participating Computerland stores and other fine computer dealers.

® Apple is a registered trademark of Apple Computer, Inc. ® Atari is a registered trademark of Atari, Inc., a Warner Communications Company. See us at the West Coast Computer Show. Circle 44



Whirlpool uses microprocessors in the design of many home appliances for more efficient operation.

door is left ajar. They let you know when the coils need dusting, or if there is a problem with the temperature inside, or if there is anything going on which will keep the machine from doing its best job of keeping food fresh.

Some microwave and toaster ovens use microprocessors. The purpose of these appliances is to cook food, and microprocessors are employed to do that better and faster. Whirlpool has some microwaves that will monitor food temperature so that it won't be overcooked, and will time several dishes so they are ready at the same time. Digital clock functions are built in.

Washing machines and dryers are more efficient when microprocessors are monitoring their functions. Some of the newer Whirlpool washers do not require you to choose a setting; if you just turn them on, they will go into a standard warm wash-cold rinse cycle. If you want to give additional information about the fabric you're washing, there is a flat membrane panel about a foot long listing your choices. If you make a choice that could damage your clothes, like selecting "knits" along with "hot water," the washer will let you know that this could be a mistake. It will make a low "boop" sound when something's wrong, a high "beep" when everything's all right.

Dryers also use microprocessors to determine the safest way for fabrics to dry. You select the fabric type, and the machine decides how hot the dryer should be and even how long it should dry (unless you set the manual timer). It also automatically fluffs the clothes at five-minute intervals to keep them from wrinkling.

Sony uses microprocessors in virtually all of its home entertainment components. The most common use in television sets is in the channel changer. Instead of a standard dial, many television sets now have a push-button control with a digital display; you can turn the television off or on, choose the channel (either by entering the number or scanning up and down), and adjust the picture by pressing some buttons. Increasingly popular remote control features are also made possible by microprocessors.

Tape players, stereo receivers, and turntables are also making increasing use of microprocessors. A variety of search, memory, and automatic play features can now be controlled by them.

Possibly the most sophisticated use of microprocessors in home entertainment systems is to be found in video cassette recorders. Virtually all of their working parts use them because the requirement for accuracy is so great.

Streamlining Daily Routines

Running a household may be simplified in the future because of these advances in electronic technology. General Electric has found a way to make it even easier with their "Homenet," a computer-based home automation system. Controlled by a video screen and keypad, the system allows control and monitoring of heating and air conditioning, security and fire systems, lights, appliances, and entertainment components. It uses existing house wiring and electrical current to send signals to appliances. Consequently, the system is compatible with any brand of home appliance.

Built-in telephone circuits allow complete access to the system by phone, so you can call your "Homenet" and tell it what time to start dinner or the washing machine, or to change any earlier instructions. The phone capabilities also enable a home security system, so that if your smoke or burglar alarm goes off, the computer is alerted to call the police, the fire department, or a neighbor.



The GE "Homenet," a home automation system, lets you control household appliances, entertainment components, and security systems through one central keypad and video screen.



LAST NIGHT, 39 MUSICIANS HAD A COMPUSERVE CONFERENCE, SO DID 31 M.D.S, 49 SPORTS FANS AND 640 APPLE POLISHERS, AND NO ONE HAD TO LEAVE HOME.

The Electronic Forum, Cheaper than Long Distance and Much More Rewarding.

Every night on the CompuServe Information Service, professional and social groups discuss a wide range of subjects. From what's new in medical technology to what's nouvelle in continental cuisine.

And every day more computer owners who share a common interest are discovering this exciting new way to exchange ideas and even transfer hard copy data.

And besides electronic forums, they leave messages for each other on our national bulletin board, "talk" informally on our CB simulator, and communicate via CompuServe's electronic mail.

But best of all, in most cases, CompuServe subscribers get all of these state of the art communications options, plus a world of on-line information and entertainment for the cost of a local phone call plus connect time.

To become part of this flexible communications network, all you need is a computer, a modem and CompuServe. CompuServe connects with almost any personal computer, terminal, or communicating word processor.

To receive an illustrated guide to CompuServe and learn how you can subscribe, contact or call:

CompuServe

Consumer Information Service. P.O. Box 20212
5000 Arlington Centre Blvd., Columbus, OH 43220

800-848-8199

In Ohio call 614-457-0802

An H&R Block Company

The "Homenet," of course, uses microprocessors in its computer unit. It is possible to use your own home computer to set up such a system, but this can require a fairly sophisticated understanding of computers and interfacing.

Electronic Motoring

The use of microprocessors in automotive electronics is expanding rapidly, according to a representative of the Nissan Corporation. Some of Nissan's top-of-the-line cars (for example, the turbocharged ZX) use microprocessors, especially in engine control. All fuel injection functions are digitalized; that is, everything necessary for getting gasoline into the engine efficiently is computed. Fuel economy is constantly monitored based on current conditions, so if you're going into a headwind, the computer tells you how long your fuel will last if the wind keeps up.

Microprocessors measure and correct the EGR standard. The audio warning system – the ability of the car to say "Your door is open" or "Fuel is low" – is prioritized. The microprocessor decides which condition is more critical, and warns you of that one first. This is where microprocessors are clearly revealed as a technological leap: they can make *intelligent decisions.* The most visible use of microprocessors in Nissan cars, however, may be in the scanning and memory capabilities of the digitally tuned AM/FM radio.



The digital instrument display of this 1983 Datsun 280ZX illustrates the numerous features now controlled by microprocessors in cars.

Nissan has some more exotic uses planned for microprocessors in its 1984 models. One of these, the "knock sensor," will adjust the spark advance to help prevent the "pinging" created by low-octane fuel.

The Ford Motor Company says that its 1983 Lincoln Continental is the best example of the new electronic technology in the company. Microprocessors are used for five different functions in this car: in the radio-electronic cassette; the electronic "instrument cluster"; the "trip minder" (a trip computer that calculates time, engine functions, etc., when you're driving a long way); a keyless entry system (a panel of five push buttons on the outside of the driver's door that requires certain entry codes to lock and unlock the car doors and trunk); and the EEC IV Electronic Engine Control System, a fourth-generation engine-control system developed jointly by Ford and Intel using a 16-bit microprocessor.

Additional computerized functions you may see on the 1984 Ford models include a digital thermometer (for outside temperature); digital temperature control; a digital fuel gauge; and electronic air suspension (springs replaced by air bags using a height sensor).

Increased Business Efficiency

All of these products utilize technologies that now exist (or soon will) in your home or garage. But businessmen have not ignored microprocessor-based technology either. The chips will also have a dramatic effect on ordinary commercial transactions.

It's becoming common these days to go to the grocery store and have your purchases rung up by a clerk who barely touches any keys on the cash register. This "price look-up file" goes one step further: the item being scanned shows up on a digital display with its name and price. You then get a printout of what you bought and what it cost. This is all accomplished by National Cash Register (NCR) through the use of microprocessors.

Information gathered by such accounting is not just useful to the customer and a time-saver for the clerk. Marketing experts can use the data to tell if, for instance, a person who buys a certain brand of toothpaste also buys baby food or exotic hors d'oeuvres or cigarettes. In that way, they can get a better idea of what market should be targeted for their advertising. Store managers also use the information to gauge the effectiveness of store displays, shelf height, or their own advertising.

Replacing People

You may already be accustomed to banking at an "instant cash machine." Though used to a degree for about ten years, the machines have gained real public acceptance only in the last couple of years, says a representative of NCR. The same kind of microprocessor-based technology found in these machines may also put computer terminals in places where you're accustomed to seeing people: at gas stations, in hotel lobbies, and at airports.

This is not to say that computers will completely replace clerks within the decade. But NCR will be introducing self-service terminals to streamline certain businesses. At a gas station, you may be able to put your credit card in a slot, enter your secret code and the amount and kind of gasoline you want, and the computer inside

"Finally...a full-featured graphics tablet at a price even I can afford."



Introducing the KoalaPad™ Touch Tablet for less than $125.00. It's the friendliest innovation in personal computing.

With a touch of your finger, the KoalaPad tablet takes control of your computer. Faster than a paddle controller. More versatile than a joystick. And much friendlier than a keyboard.

The KoalaPad tablet is compatible with most game software. And most KoalaPad sets come with a KoalaWare™ software program—Micro-Illustrator.™ It's the best way yet to create beautiful, high-resolution computer graphics.

And there are lots more KoalaWare programs for computer fans of all ages. Like Dancing Bear,™ the funny, furry computer cabaret. Spellicopter,™ the fast action spelling game. And Spider Eater,™ the lively music learning adventure.

Just try the KoalaPad Touch Tablet. You'll discover a whole new dimension in home computing. To locate the dealer near you, call toll-free 800-227-6703 (in California, 800-632-7979).



Koala Technologies Corporation

We make computing more personal.™

Trademarks: KoalaPad, KoalaWare, Spider Eater and Dancing Bear are trademarks of Koala Technologies Corp. Micro-Illustrator is a trademark of Island Graphics, and Spellicopter is a trademark of DesignWare Inc.

EDUCATORS—Tired of giving endless instruction on computer usage to your students? Use a **3G Light Pen**, bypass the keyboard and interact directly with the screen. End typing errors!

Mail Coupon or Call Today for Immediate Delivery

3G Company, Inc. Rt. 3, Box 28A
Gaston, OR 97119 (503) 662-4492

Remember, 3G offers a 30-Day Unconditional Money Back GUARANTEE

☐ TRS-80 Light Pen ☐ Model I or ☐ Model III **$39.95**
☐ PET/CBM Light Pen ☐ VIC-20 Light Pen ☐ Commodore 64 Light Pen **$37.95**
☐ Apple Light Pen ☐ w/cassette **$38.95** ☐ w/diskette **$43.95**

Yes, I want to make my classroom computer easier to use. Rush me_____3G Light Pens. (Add $2.00 for mailing and handling—$6.00 foreign.)

Enclosed is: ☐ check or money order ☐ MasterCard ☐ Visa

Card No. _____ Exp. Date_____

NAME _____

ADDRESS _____

CITY _____ STATE_____ ZIP_____

☐ I need more information. C

■ **Don't take our word for it.** Here's what other educators say about the 3G Light Pen.
"I'm very pleased with the performance of the pens. We are using them in our **Learning Labs** with our Math majors."
Carol Reynolds, Mt. Empire College, VA

■ "The teachers in our district use the pen to **score** and **record test** results. It's so much easier than typing in the results." Phillip Diazlo, Mohawk Regional School Dist. MA

■ **Order today.** Remember, your satisfaction is guaranteed. We will **refund for any reason** if pen is returned within 30 days.

■ You will receive:
1) 3G Light Pen
2) Demonstration cassette
3) Sample program listing
4) Complete documentation and instructions so you can write your own programs in BASIC.
5) Other Light Pen software and games available.

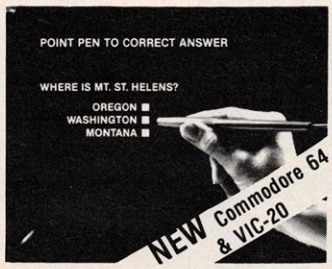

■ **NO ASSEMBLY NECESSARY, READY TO PLUG IN AND USE**

■ **DEALER PACKAGE AVAILABLE**

would dispense the gas and charge it to your account.

In a hotel lobby, you could have the option of confirming your reservation and getting your room assignment from a terminal in the lobby. This terminal would interface with the guest accounting system that is already in use in many hotels, to provide you with a computerized bill at check-out time.

Terminals programmed with flight information may begin to appear in shopping malls and other convenient locations soon. You will be able to get flight information and make reservations on these; then, when you arrive at the airport for your flight, another terminal will check you in and give you your ticket and boarding pass.

The Invasion Of Intelligence

However, for all of the seeming inevitability of the invasion of microprocessor intelligence into our daily lives, it's not entirely beyond question or modification. Manufacturers of consumer products are watching public reaction to these new inventions closely. The technology is there. What remains to be seen is how people will feel about the new smart machines. ©

Open your mind





©1983 PATRICK J. WILLIAMS

Reveal secrets of the mind.
Use your Commodore 64 system to analyze yourself, your spouse, your date, relatives and friends. Discover your personality type, career potential, behavior tendencies, values, and the people with whom you will be most compatible. This program requires the use of a "joystick".
Price $32.95 Disk ($27.95 Cassette).

Behavior Modification.
Use your Commodore 64 system to change your behavior patterns through computer hypnosis. Discover how to communicate with *yourself*, on a conscious and subconscious level. Program your own post-hypnotic suggestions. The PSI Biofeedback Device is included with this program.
Price $87.95 Disk ($79.95 Cassette).

Get this software at your local dealer or order direct from:
PSYCOM SOFTWARE INTERNATIONAL
2118 Forest Lake Drive
Cincinnati, Ohio 45244 USA
Telephone: 513 474-2188

DYTEK • DYTEK • DYTEK • DYTEK • DYTEK

ATTENTION:
COMMODORE VIC 20
AND
TEXAS INSTRUMENTS
HOME COMPUTER USERS

CUSTOM PROGRAMMING

We will create, to your specifications, the program you are looking for. Why settle for a pre-made program that's 'ok'? Now you can have a program created and fit to your individual or business use.

Send a full description of the program you want, along with your name and phone number. We will call you within 24 hours of receiving your request with the actual price to create 'your' program and to answer any questions you may have. For quicker service, call our 24-hour answering service and leave your name and phone number.

Programs usually completed in 2-3 weeks.

DYTEK
P. O. Box 241
Pinellas Park, Florida 33565
PHONE: (813) 323-6139

DYTEK • DYTEK • DYTEK • DYTEK • DYTEK



* Popular Computing, November, 1982
† Apple Softalk, April, 1982

Everyone's talking about The Home Accountant.™

Is it because it's the #1 bestselling home finance package in the world? Or because it's extremely thorough and powerful and easy to use? Or because it's great for home and business use? Or because it has up to 200 budget categories and handles up to 5 checking accounts?

Yes. But there are a lot more reasons why people buy The Home Accountant. And why you will, too.

Because The Home Accountant can literally save you hours of time. And take the headache out of handling your finances. Whether it's setting up a budget, cataloging your expenses, balancing your checkbooks or handling your credit cards and money market funds. For personal or business use.

The Home Accountant will even print net worth and financial statements. Not to mention being a lifesaver at tax time. Especially when you're able to transfer information onto Continental's The Tax Advantage™ program and figure out what you owe. Quickly.

In short, The Home Accountant is the most effective software program there is for managing your money. And managing it easily.

Stop by your Continental Software dealer today and pick up The Home Accountant. You'll see what everyone's talking about.

The Home Accountant is available for Apple II/IIe, IBM PC/XT, Atari 400/800/1200XL, Osborne,® TRS-80 Models III/4, Commodore 64, Texas Instruments Professional, Zenith Z-100/110, Compaq and KayPro computers. Actual budget capacities will vary with each computer.

For your free 48 page booklet, "Tips For Buying Software," please write Continental Software, 11223 South Hindry Avenue, Los Angeles, CA 90045, 213/417-8031, 213/417-3003.

Continental Software
A Division of Arrays, Inc.



The Home Accountant and The Tax Advantage are registered trademarks of Continental Software. Apple II/IIe are registered trademarks of Apple Computer, Inc. IBM PC/XT are registered trademarks of IBM Corp. Atari 400/800/1200XL are registered trademarks of Atari, Inc., a division of Warner Communications, Inc. Osborne is a trademark of Osborne Computer Corp. TRS-80 Models III/4 are registered trademarks of Tandy, Inc. Commodore 64 is a registered trademark of Commodore Business Machines, Inc. Zenith Z-100/110 are registered trademarks of Zenith Data Systems. Texas Instruments Professional is a registered trademark of Texas Instruments, Inc. Compaq is a registered trademark of Compaq Computer Corp. KayPro is a registered trademark of Non-Linear Systems, Inc.

Games That Teach

John Blackford, Assistant Features Editor

Ever since computers were first pieced together out of radio tubes, their potential as teaching machines has fascinated educators. One of the first ideas was to let computers drill students on important skills. Later, programmers enlivened these practice sessions with games and arcade-type action. Today, innovative teachers and game designers are working to create new software and develop teaching methods that make learning itself part of the game. Some of these new products and ideas are finding their way into the home – via the personal computer.

Walk into any video arcade and you'll see teenagers in a twilight world, hunched over machines about the size of small refrigerators. Seemingly oblivious to the beeps and whistles that fill the air, they concentrate on the small screen. They can play for hours. This scene is noticed by some educators, who would like to tap that intensity for the learning process.

Some of them have. Educational games have acquired a reputation for being rather dull, and many are. But that is changing. Publishers of educational material are developing computer programs; makers of computer games are diversifying into educational products; and fledgling school computer ventures are maturing into active resource centers and using the best software available (see "Computers In School: New Approaches," in this issue).



The title screen of the educational game "Clipper."

What Makes It Educational?

Almost any activity involves some learning. It wouldn't hold anyone's interest long if it didn't. For an arcade classic to enthrall a player for hours at a time, perhaps week after week, there must be a progressive mastery of the game's secrets. Experts at a game like *Pac-Man* say they've memorized several complex patterns of movement in order to "beat" the game. But you wouldn't expect to find "Theory of *Pac-Man*" being taught in schools. So what does set an educational game apart from any other kind?

First, it must have a clear educational goal. John Victor, whose Program Design, Inc. (PDI) produces such programs as *Clipper: Around the Horn in 1890*, says, "When we do an educational product, we sit down and define a set of educational parameters with measurable results." Then, a program can be tested in the classroom to see how well it meets its objectives. Before they started on software, PDI designed programmed instructions for educational groups, but Victor believes that market pressures are going to encourage firms new to the field to introduce educational games. He feels it's important for the purchaser to consider the educational value of a product.

Furthermore, just the educational value of software has itself become a selling point for computer manufacturers and retailers, according to Doug Carlston, president of Brøderbund Software.

It's still around if you know where to look.

We are Kangaroo™ Inc., dedicated to just plain fun for kids 3 to 8 years old.

Jeepers Creatures™ - 30 basic animals with interchangeable heads, torsos, and legs or tails. Create an owligator or an octo-catfish or one of over 26,000 funny colorful combinations in this goofy collection of mixed up animals.

My House-My Home™ - Let's move into the house on Somewhere Street. It's ready for furnishing and family. Oops, you put the kitchen sink in the bedroom and Aunt Nellie's bed in the kitchen. That's silly.

Jeepers Creatures and My House-My Home have no winners or losers, no right or wrong answers, no high scores to beat, just hundreds of hours of creative play.

Give your child's imagination a boost with Kangaroo games designed for Apple and Atari computers.







Jeepers Creatures and My House-My Home are each available for $34.95 at your software dealer or from Kangaroo, Inc., 332 South Michigan Ave. Suite 700, Chicago, IL 60604, (312) 987-9050. Visa, MasterCard and personal checks accepted.

KANGAROO™ *For a pocket full of fun.*

© 1983 Kangaroo Inc.



What ever happened to just plain fun?

Apple is a registered trademark of Apple Computers, Inc. Atari is a registered trademark of Atari, Inc. Graphics created with Penguin Software's Graphics Magician.

Spinnaker presents Delta Drawing.™



An introduction to the modern art of programming using the ancient art of drawing.

© 1983 Spinnaker Software Corp. All rights reserved.

Kids love to draw.

And DELTA DRAWING™ Learning Program lets them enjoy creative drawing and coloring while they learn computer programming concepts. Even kids who have never used a computer before can learn to write simple programs and build an understanding of procedural thinking. It's easy, clear, and fun!



With DELTA DRAWING you use single-key commands to create a picture. Press D to draw; press R to move right. And, as you draw, DELTA DRAWING keeps track of every command. So you can easily switch from your picture to the list of commands (a program!) that you've used to draw it. With DELTA DRAWING, you begin by drawing pictures that produce computer programs, but soon you can learn to write programs that draw pictures.

DELTA DRAWING even lets you save your pictures and programs on a disk or cassette. And you can print your drawings on a printer with graphics capability.



DELTA DRAWING comes with an easy-to-follow manual that gets first-time users started quickly. And it also provides additional instructions for more advanced users.



DELTA DRAWING Learning Program is available on disk for IBM® and Apple® computers, and on cartridge for Atari® and Commodore 64™ computers.

So look for DELTA DRAWING at your local software store. You'll find that when we combined the fun of drawing with an introduction to programming concepts, we created a work of art.

Apple, IBM and Atari are registered trademarks of Apple Computer, Inc., International Business Machines Corp. and Atari, Inc., respectively. Commodore 64 is a trademark of Commodore Electronics Limited. DELTA DRAWING Learning Program is a trademark of Spinnaker Software Corp.

SPINNAKER™

We make learning fun.

Although educational software still sells more slowly than games, Carlston says that if the purchaser becomes convinced of a computer's educational potential, a sale is much more likely.

Another important factor in determining a game's educational value is whether the game is related to the educational goal. Some games take what might be termed the Mary Poppins approach to learning, making everything fun for children.

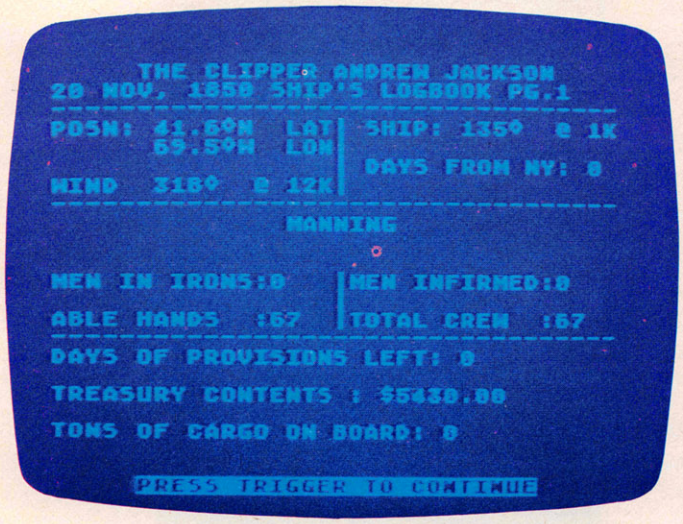

A logbook for the clipper ship The Andrew Jackson.

Games of this type start with an educational goal, perhaps a multiplication drill. To make the work seem more palatable to children, the programmer may add a game aspect. For example, if a child gets a correct answer, he or she can then shoot an approaching alien. But here the game is unrelated to whatever is being taught. Dr. Thomas Malone, who has studied several computer games at the Xerox Palo Alto Research Center, suggests this possibly negative effect. In an interview in the April 1983 *Classroom Computer News,* Malone suggests that if the game aspect is available only as a reward for getting a correct answer, the student's motivation can actually decrease. He is learning that arithmetic is an unenjoyable activity.

According to Malone, games that make the *learning* aspect part of the fun are more effective. He calls these intrinsically motivating games. In one that he's studied, *Darts*, you try to pop balloons by guessing where they are located on the screen. If you guess too high, an arrow shoots above the balloon. Too low, and it shoots below – so the game reinforces the concept being taught. Such games impose an extra burden on the game designer. While various number concepts – addition, subtraction, fractions – can easily be incorporated, a subject such as spelling or word use would impose different requirements.

Preschoolers

Surprisingly, preschoolers seem not to need motivation from game playing during learning. Their enthusiasm for computers runs high, and a well-produced program for drill and practice meets the youngsters' approval all by itself, according to programmer Bruce Mitchell. He created a line of such programs for preschool through second grade, distributed by the Programmer's Institute. Mitchell is not sold on the fun-and-games approach to programming: "I am an absolute firm believer in the idea that educational programs should be educational – not games."

What he strives for is user-friendliness – anticipating any problem the user could have and building the solution into the program. Another thing important to Mitchell is consistency. Every program he's written uses identical command procedures, so a child moving from one to another doesn't have to learn new instructions.

And finally, Mitchell feels that good documentation is important. That means that the child – or the teacher – should be able to learn about the program by reading the literature that accompanies the product. If these criteria are met, and the skills being taught are appropriate to the child's level of development, then the program will be useful.

"But I don't believe the computer should be the primary tool to teach a concept," adds Mitchell. "It should be used to help teach the idea, rather than do it all."

For older kids, Mitchell sees computer literacy and programming skills as fundamental. "The creative thinking that permits you to write programs is something you can use throughout life," he says.

Simulations

At the other end of the spectrum from drill and practice are simulation games. They engage the user in a real-life situation – whether it's trying to cross the United States in a covered wagon or running a profitable lemonade stand. Such games are powerful because they not only teach, but also allow the user to make choices within a complex, detailed scenario while observing the consequences of various decisions.

For years educators have used such games as *Oregon, Lemonade,* and *Cartels and Cutthroats* to provide an extra dimension to their computer instruction. In *Oregon,* you join the westward migration, avoiding Indians, thirst, and starvation in an effort to reach new territory. *Lemonade* simulates a small business and the player can see the effects of reducing an advertising budget, raising prices, and fighting the weather while trying to stay in the black in the business of lemonade sales. *Cartels* is about business on a grand scale; the


EDUCATION?
FUN?
What in the world will our children do with the computer?

ENTER A FANTASTIC WORLD OF FUN *AND* LEARNING! WITH

Microzine™

from Scholastic





1. WHAT IN THE WORLD IS A "MICROZINE?"

Microzine is an interactive magazine on a computer disk, and it can open up the world of computer learning to your children *more effectively than any other children's software available today.* Microzine comes to you from Scholastic. We've been trendsetters in children's publishing for over 60 years. Now that traditional teaching methods are being enhanced by computer-taught materials, Scholastic is ready with the innovation that creates an ongoing "dialogue" of fun and learning between your children and your computer. Like a magazine, but unlike other software for children, Microzine is constantly current and topical. Your children receive a new four-program Microzine disk every other month and build their own Microzine Library!

2. WHAT CAN YOUR CHILDREN DO WITH MICROZINE?

Microzine can help your 9-13-year-olds take advantage of one of the most important uses your computer can have: exploring new and more efficient ways of learning and thinking. (If you don't own a computer, your children may be able to use one at school or a friend's home, or borrow one from your local public library.)

Microzine was created with the recognition that today's children take naturally to computers and that tomorrow's adults will need to be computer literate—no matter what their careers.

3. WHAT IS "COMPUTER LITERACY" AND HOW DOES MICROZINE HELP ACCOMPLISH IT?

At Scholastic, we believe that learning how to utilize a computer's wide-ranging capabilities should be an important part of every child's education. This kind of computer literacy is no longer an option, but a necessity, if our children are to take their places in the computer age. To this end, Microzine is designed to spark enthusiasm and teach these essential skills:

- ★ following directions
- ★ vocabulary
- ★ what a computer can do
- ★ learning to use a computer
- ★ the nature of programming
- ★ using the keyboard
- ★ everyday applications
- ★ word processing
- ★ data handling
- ★ graphics
- ★ logic
- ★ parts of a computer
- ★ problem solving

4. WHAT WILL THE FIRST YEAR OF MICROZINE BRING?

An ever-expanding library of fun and learning!
Every eight weeks there are four full-length programs and the variety is incredible:

Who's that trying to solve the *Mystery at Pinecrest Manor,* lost in the *Northwoods Adventure* and challenging the far reaches of space on *Mission to Planet XII*? Could it be someone we know? (With Microzine, *anything* is possible.) All set for takeoff on the *Space Shuttle*— or maybe a hot air balloon race? Wow! (Will Microzine *ever* get down to Earth?)

Back safe on Planet Earth, visit the *Pet Store*. "A flamingo for your bathtub? Or maybe a rare three-humped camel?"



Too wild? *Gift Store* offers practical suggestions for everyone from Great Uncle Oscar to your 16-year-old twin sisters. Or explore your creative options by composing a song, writing and illustrating a book, or inventing your own game.

Microzine is *always* full of questions. If you've ever dreamed of talking to a computer game designer, *Ask Me* gives you the chance. You won't believe all the current big stars waiting to ask you questions, too.

JUST TURN THE PAGE TO FILL OUT YOUR MICROZINE REPLY CARD NOW!

NO POSTAGE NECESSARY IF MAILED IN THE UNITED STATES

BUSINESS REPLY CARD

FIRST CLASS PERMIT NO. 2316 HICKSVILLE, N.Y.

POSTAGE WILL BE PAID BY ADDRESSEE

Microzine™

Scholastic, Inc.
P.O. Box 947
Education Plaza
Hicksville, NY 11802

5. BECOME A CHARTER SUBSCRIBER TODAY AND YOUR FIRST MICROZINE IS JUST $7.95. (A $39.95 VALUE: YOU SAVE $32.00!)

Thereafter, pay only $24.95, plus shipping and handling, for each Microzine you accept.
You save nearly 40% off the retail price by subscribing!

Each bimonthly Microzine Package contains; a Microzine Floppy Disk with Four Complete Programs.

On your first disk, discover:

1. POSTER. What's two spaces wide, slow, green and silent—and changes to three spaces wide, fast, pink and squeaky? It's an imaginary paintbrush that lets you create as many colorful posters as you want!

2. SECRET FILES. If your children want to remember who starred in their favorite horse movie of 1982, they need Microzine's electronic filing system. It works just like the electronic filing systems adults use.

3. ASK ME. Robert Macnaughton of "ET" fame is standing by to accept questions—and ask a few of your children in return!

4. HAUNTED HOUSE. There's never been a haunted house so funny—or one so willing to let you plan your own visit! Like all Twistaplots,® this one ends differently every time you venture inside.

NOTE: The first Microzine Package also contains a bonus: *a separate data disk that can be used to save original posters and other personal creations!* (A $4.95 value.)



The Microzine Handbook

After consulting this monthly step-by-step guide written in plain English for users 9-13, your children will be able to show *you* how Microzine activities work. Easy-to-follow instructions encourage independent work habits, creative thinking and follow-through.

Microzine™

THE SCHOLASTIC CHILDREN'S MAGAZINE ON A MICROCOMPUTER DISK.

FOR APPLE COMPUTERS.

O.K., Scholastic. We're ready to enter a fantastic world of fun and learning. Start our Microzines coming!

☐ Please send us Microzine #1 (featuring Poster, Secret Files, Ask Me and Haunted House) and enter a Charter Subscription to Microzine for the child named below. Bill me the special introductory price of just $7.95 (plus shipping, handling and any applicable sales tax). We will be billed $24.95 (plus delivery) for every Microzine we keep. After purchasing Microzine #1, we are never obligated to buy even one additional Microzine, and we may cancel our subscription at any time. If we are not delighted with the introductory Microzine, we may return it within 10 days and pay nothing.

☐ I've already purchased Microzine #1. Please start our subscription with Microzine #2, for which I will be charged just $7.95 (plus shipping, handling and any applicable sales tax). 61010 08

Child's Name_____ Age_____ Grade_____
(please print)

Address_____ Apt._____

City_____ State_____ Zip_____

Telephone No. (_____)_____

Parent's Signature_____

SEND NO MONEY; JUST FILL OUT AND MAIL THIS MICROZINE REPLY CARD NOW!

player is in charge of a multimillion-dollar manufacturing plant.

One professional software house which has incorporated educational values into games is Spinnaker Software. For preschoolers, games such as *Story Machine* and *Facemaker* support creative efforts by the child. Adventure games for older children encourage problem solving. In *Snooper Troops*, for instance, the user tries to solve a mystery. To be successful, you must learn as you proceed, experimenting with the Snoop-Mobile, a wrist radio, and a camera to discover and use clues.

Another adventure, *In Search of the Most Amazing Thing*, involves traveling through 20 different countries. When you pass through one, you must learn the language, the money system, and some of the local customs. "It's learning without making you feel you are being educated," says Nancy Evans, an editor at Spinnaker. "If you get something wrong, the game is not over."

The adventures hone problem-solving skills indirectly, making them part of the excitement of playing. Learning becomes a natural part of the action. At first, children don't take any notes when playing a game like *Snooper Troops*, according to Spinnaker's chairman, Bill Bowman. Then they begin to jot things down in haphazard fashion. Finally, he says, "kids begin taking notes in a structured way." No one tells them to; it just makes the player more successful.

Into The Home

These games are attractive to many educators, but school budgets are tight. In many cases, school administrators are unsure of what to buy. New software must first be reviewed, sometimes at the state level, and approval can take months, even years.

Often, the only way a teacher can get a computer venture under way is to rely on individual initiative. It's not uncommon for a teacher to use personal funds to purchase a computer for students. In fact, says Bowman, nearly all of Spinnaker's sales to educational groups are paid for by individuals – evidence to him that teachers are buying the products with their own money.

"They realize what the computer can do," he adds. "But schools are too slow and too bureaucratic. We feel that the revolution in educational computing will occur in the home."

To tap this market, Spinnaker is emphasizing cartridge software. People who don't have disk drives can acquire the games without having to make a substantial investment. Other manufacturers are undertaking similar efforts. They are stressing both educational quality and fun. And lest parents forget, producers are reminding them that students who learn at home have an edge at school. "When a child is exposed to software that teaches at home, chances for high success in school are greatly improved," according to Dr. Larry Lowery.

Lowery, who lectures on courseware evaluation at the University of California, Berkeley, created an extensive manual that is used by Soft-Kat's Educational Computer Centers. To help potential purchasers examine educational software before they buy, Soft-Kat has established over 300 centers where parents, teachers, and children can select programs and try them out.

Computers Vs. Game Machines

Activity such as this suggests that there is real interest in the home educational market on the part of software producers. In fact, both PDI's John Victor and Broderbund's Doug Carlston see a rapidly growing market there. Part of the reason is that home users are beginning to purchase almost as many computers as video games. Experts in the computer industry had thought that it would be years before home computers began to sell in such quantities. However, intense price cutting among manufacturers has dropped the price of some computers below that of video games. It is now quite possible that computers will begin outselling game machines as early as next year.

This could make educational games the next growth area in the computer business. As more manufacturers get into "eduware" and computer users look for software variety, the field could blossom. Competition may be tough, though. As Victor notes, "Parents don't like wasting money. The people who put up the bucks really want to be sure they get results." ©

COMPUTE!
The Resource.



Guest Commentary

COMPUTERS IN EDUCATION

Robert Nielsen

King Solomon, writing about the futility of various pursuits in life as ends in themselves, did not neglect learning. He wrote: "Of making many books there is no end, and much study is a weariness of the flesh" (Eccl. 12:12b). Children today must feel similarly: a bachelor's degree comes at the end of *seventeen years* of education for most people. Consequently, educators are always seeking more effective ways to accomplish their task of imparting knowledge and training minds. One useful means to this end is the computer.

Responsive Pacing

In its pure form, programmed instruction involves the presentation of new material step-by-step. Additionally, learners work individually at their own speed, and there are frequent examinations followed by immediate correction. Usually the learner is given a short piece of material followed by a fill-in-the-blank, multiple-choice, or other question for which the answer can be mechanically graded.

Traditional books and teaching machines, however, do not accommodate differences between fast and slow learners. Although the students work individually, at their own pace, all students must go through the same syllabus in exactly the same way. There is little flexibility for the weak student who needs extra drill and practice or for the advanced student who needs greater challenges.

Fortunately, the computer is able to handle what is called a *branching program*. In such a program there is no *one* correct way for the learner to move through the material. Instead, material is presented based on the learner's past performance. Thus, if there is evidence that a student already knows some of the material, then future reference to that topic may never be presented. The student who does slightly substandard work can be given extra drill and practice, while the one who does very poorly can be given a different, expanded explanation. In each case the computer can offer an individualized learning program to the student.

Whatever the technology – books, teaching machine, or computer – programmed instruction is limited to subjects which can be quantified. Therefore, such subjects as mathematics, chemistry, and physics can easily be adapted to programmed learning. Much more difficult to adapt are fields such as art appreciation, philosophy, and literature, since these subjects often require treatment which cannot be mechanically scored. The question "Why is *Moby Dick* a great piece of literature?" requires a type of answer radically different from the physics problem concerning the acceleration of an object dropped near the surface of the earth.

Not too long ago (only a few years) it might have been easily assumed that computer-assisted instruction would continue closely allied with the application of behavioral science to learning theory. This has not been the case, in part because not all educators are behaviorists. Instead, instructors use the computer when it can present material in a way which is consistent with their educational philosophy.

Firing Ranges, Foreign Languages

This wider use of the computer encourages new speculation as to how CAI (Computer Assisted

What's fun to do and teaches, too?



That's an easy one: HesWare™ educational software.

The children with the most answers in school are usually the children who enjoy learning. HesWare helps develop your child's interest in learning by making it fun. And along the way, develop familiarity and proficiency with computers—a skill that is becoming more and more essential to success.

HesWare educational software combines enjoyment with a creative learning experience. Unlike video games, HesWare educational programs involve your child—and that keeps their interest. Whether it's creating colorful and artistic pictures with Turtle Graphics, making up funny faces with Facemaker,™ or helping America's favorite canine, Benji, save kidnapped scientists (and learn about the solar system in the process,) or any of the programs in our education library, HesWare gives your children a positive attitude toward learning and technology.

It's not expensive to give your child a headstart on the future. HesWare programs are available for most popular home computers, including the Commodore VIC 20,™ Commodore 64,™ Atari,® and IBM.®

HesWare educational software. Just one of the ways HesWare is expanding the computer experience. And expanding your child's horizons. Look for them at your favorite software retailer.

Pleases the tough customer.



HesWare™

Human Engineered Software, 150 North Hill Drive, Brisbane, CA 94005
800-227-6703 (in California 800-632-7979) Dept. C20



HesWare and Facemaker are trademarks of Human Engineered Software. VIC 20 and Commodore 64 are trademarks of Commodore Electronics Ltd. Atari is a registered trademark of Atari, Inc. IBM is a registered trademark of International Business Machines.

© 1983

Instruction) works. The behaviorist sees the computer as a giver of rewards to the successful learner, thus increasing learning. However, behaviorism is only one branch of education and one which is limited, by definition, since it is concerned only with behaviors and nothing else. One explanation for the effectiveness of CAI comes from two disparate realms of education: the firing range and the foreign language classroom.

The largest educational organization in the United States is the military. Much time, energy, and money is spent training personnel. Consequently, the military is always looking for faster, cheaper ways to teach. One improvement that it discovered was in teaching marksmanship.

The computer is silent, which allows the student time to think and, consequently, learn.

The old method of teaching soldiers to shoot accurately was to let the soldiers take shots at a target. Then the sergeant would come over and tell the recruit how well he did. Informed of his results, the soldier would have another try.

As an experiment, the army tried placing targets which fell over when accurately hit, but which did nothing when missed. There was no instructor to tell the soldiers how they did: they could see for themselves.

The result was that soldiers learned faster and used fewer bullets. Interestingly enough, when people are told that they have done a job poorly, they say to themselves, "I'm no good." That is, they take an evaluation of their *performance* and apply it to *themselves*. While it is very easy intellectually to separate performance from person, emotionally it is very difficult. Furthermore, people who think they have been (or actually have been) judged negatively as a person tend to do worse in performance. In short, a person who tells you that you did a job poorly is not helping you to do the job better next time.

The second example comes from the foreign language class. Here, just as in the army, much time and effort is spent to teach students. Consequently, there is a proliferation of methods to teach foreign languages, each method trying to do the job better than previous ones. One surprising way that works well involves a mostly silent teacher.

The teacher rarely speaks even when students make errors. For example, when a student makes a pronunciation error, most traditional teachers would say something like "No, the correct pronunciation is ...." The silent teacher, however, would point to the part of the word where the error occurred. Students would then guess new pronunciations until hitting on the correct one (usually rather quickly). The correct answer is met with a slight nod of the head. In spite of the apparent paradox or apparent inefficiencies of a silent language teacher, students not only learn but seem to thrive under this system.

The point of the above examples is that the computer provides similar feedback to student responses. Because it is a machine rather than a person which gives the feedback to students, their egos are not as threatened. Additionally, the computer is usually silent, which allows the students time to think and, consequently, learn.

Inexpensive, Safe, Holistic

Another, well-established application of CAI is in the field of simulations. Simulations are used in education to provide a substitute for the real thing. Sometimes a substitute is preferred because it is less costly – learning to fly an aircraft, for example. A mock-up of an airplane cockpit connected to a high-speed computer can give every effect of flying an airplane, yet never leave the ground.

Moreover, simulations can provide learners with experience that would be too dangerous in real life. For example, pilots need to practice emergency situations, such as landing with one inoperative engine. Done with actual aircraft, this procedure may result in disaster. Simulated with the help of a computer, such an "emergency" gives pilots invaluable experience for a genuine emergency, should one ever happen.

Finally, simulations provide a holistic view – an appreciation for how everything works together. It has been said that scholars today know more and more about less and less. The knowledge that a simulation provides is just the opposite: a view of the whole instead of a focus on the details. The world of the classroom is one where details can be examined at length and at leisure. Outside the classroom, things are important not only for what they are in themselves, but for how they fit in with everything else that is happening. A simulation can provide this insight.

There are clearly several significant uses for computers in education. We've only described pacing, efficiency, and simulation. There are also strong arguments for using computers in educational management (grading, attendance) and in games which teach. The pessimism expressed by King Solomon may not apply to the learners and teachers of the future. ©

Ed·u·ware

(ej' o͝o wâr) *n.*

The first name in learning.

THE SCIENCE OF LEARNING™

Professionally designed instruction in specific academic skills for ages 4 through adult.

Elementary Mathematics



Introduction to Counting presents young children with the concepts of numbers, addition, subtraction, shape discrimination, weight, height, and measurement. *Apple, Atari disk $39.95. Atari tape $29.95.*

Arithmetic Skills teaches basic number skills. High resolution graphics, animation, and sound effects make counting, addition, subtraction, multiplication, and division interesting. *Apple $49.95.*

Fractions builds and reinforces skills in working with fractions. Definitions, numerators, denominators, addition, subtraction, multiplication, and division are explained in small increments and a learning manager makes the program flexible to meet the needs of individual learners. *Apple $49.00.*

Compu-Math™ Fractions, a comparable *Atari* program is also available. *Atari disk $39.95. Atari tape $29.95.*

Decimals presents addition, subtraction, multiplication, division, rounding off, percentage and conversion as they apply to decimals. *Apple $49.00.*

Compu-Math™ Decimals, a comparable *Atari* program is also available. *Atari disk $39.95. Atari tape $29.95.*

Advanced Mathematics



Algebra, volumes 1 through 6 is a series of independent programs comprising a first year course in algebra. Concepts are presented in four distinct learning styles so that self-managed learning is encouraged. Volumes 1 through 4: *Apple, IBM PC $39.95 each.* Volumes 5 and 6 (sold as a set): *Apple, IBM PC $49.95.*

Language Skills



Spelling and Reading Primer™ uses simple words and pictures to introduce basic reading and spelling skills. Word groups cover simple two- and three-letter words through difficult multi-syllable words, double vowels and consonants, and directions and numbers. *Apple $39.95.*

Compu-Spell™ builds spelling skills in a tutorial format. A system diskette can be used with six different data diskettes geared to vocabulary for grades 4, 5, 6, 7, 8, and an adult level containing words commonly misspelled in business. System Diskette: *Apple $29.95.* Data Diskettes: *Apple $19.95 each.*

Compu-Read™ improves reading speed, recall, and test-taking skills. The system adjusts itself to your learning requirements and provides detailed information on progress and reading rates. *Apple, Atari disk $29.95. Atari tape $24.95.*

PSAT Word Attack Skills and **SAT Word Attack Skills** develop specific vocabulary skills in definition, connotation, roots and prefixes, and application. Test-taking skills required for the Scholastic Aptitude Tests are sharpened. *Apple $49.00 each.*

PSAT/SAT Analogies develops skills tested in the analogies portion of college entrance examinations. Word relationships, meanings, and achieving under test-taking conditions are stressed. *Apple $49.00.*

Introduction to Poetry presents rhyme and meter in a clear and simple tutorial format. Definitions are given on the screen and are sounded out by your computer. The program is highly interactive and easy to operate. *Apple $39.95.*

Computer Skills



Hands On BASIC™ Programming combines hand-holding software with a 200-page tutorial that steps the novice through beginning BASIC programming. This complete learning system won't leave you hanging with an error message. Special features allow you to diagnose the problem and correct your mistake. *Apple $79.00.*

DRAGONWARE™

Entertaining, colorful, animated games with lasting educational value, for ages 4 through 10. Webster, our wise and wonderful dragon, is your child's companion in the adventure of computer-based learning.



Spelling Bee Games™ contains four fun activities in which hand/eye coordination, memory skills, and motor skills are exercised. Twenty-two word lists covering simple two- and three-letter words through multi-syllable words provide variety and scope. *Apple, Atari disk $39.95.*

Webster's Numbers™ is a magical place where mosquitoes in mazes, balloon races, building blocks, and boxes teach pre-school children the basics of counting. *Apple $39.95.*

INTERACTIVE SIMULATIONS™

Realistic recreations of real-world adventures where scientific evaluation yields the solution.



Rendezvous makes you the pilot of a true-to-life space shuttle. Your mission is to dock with an orbiting space station. *Apple, Atari disk $39.95.*

INTERACTIVE FANTASIES™

Science fiction adventure games that challenge the intellect and startle the imagination.



Prisoner 2™ In a surrealistic environment of misleading clues and sugar-coated propaganda, you survive by your wits alone. Escape without divulging the information your captors desire. Can you escape? Can you even find the bars? *Apple $32.95. Atari disk, IBM PC $39.95.*



Empire I: World Builders™ Struggle to tame a gallactic wilderness and establish an infant Empire's first colonies. Stand at the edge of the new frontier. *Apple $32.95.*



Empire II: Interstellar Sharks™ Dodge the bureaucracy and pursue ultimate success in a high-tension, intergallactic entrepreneurial arena. Making it depends on how well-equipped you are to meet the onslaught of those in power. *Apple $32.95.*



Empire III: Armageddon™ The end of a once great Empire now torn by rebellion, poverty, corruption, and an unfeeling authority. Where do your loyalties lie? *Apple $32.95.*

For more information or the dealer nearest you contact:

EduWare Services, Inc.
28035 Dorothy Drive
PO Box 22222
Agoura Hills, California 91301
213/706-0661

The Science of Learning, DragonWare, Interactive Simulations and *Interactive Fantasies* are divisions of EduWare. *EduWare* is a registered trademark of EduWare Services, Inc. *Apple* is a trademark of Apple Computer. *Atari* is a registered trademark of Atari, Inc. *IBM PC* is a trademark of International Business Machines.

EDUWARE®

COMPUTERS IN SCHOOL
NEW APPROACHES

John Blackford, Assistant Features Editor

"Computers to invade the classroom!" Even if you didn't see that on the evening news or in your favorite magazine, chances are that you've seen a TV commercial or heard from a neighbor that students must *learn about computers to succeed. The question for parents and educators is how best to introduce computers – what software to use, how to set up a computer program, and where to get the money. Some students, however, are racing ahead, learning programming at home or during odd hours at school, and sometimes sharing their knowledge with others.*

"The computer is going to force us to reexamine our goals in education," says Sheila Cory, who coordinates the computer program for the Chapel Hill-Carrboro City Schools in North Carolina. And computers are moving in now, whether or not new goals have been set. Students are eager to try them. Teachers wonder how to tap this enthusiasm without sacrificing educational quality. Some school boards worry about the expense, yet fear, too, that their school may be left behind if they don't act quickly.

While one state, or school district, or family may be heavily committed to computers, another may view them with skepticism or disinterest. The result is a confused, yet creative ferment. Individuals can have real impact now, because – for all the excitement – there are few firm guidelines, few precedents.

A Mythical Country

One individual who made a difference is Jim Tomberg, a teacher at Chapel Hill High School. He could find hardly enough money in the budget to purchase even one computer for his students, so Tomberg proposed a software development group for the school. He requested and received a grant from federal and state funds set aside to aid unique educational projects.

The high school students in the project were to create original, documented programs to the specifications of teachers in the elementary grades. Tomberg wanted the programmers to work closely with the students and teachers receiving the programs.

To make the entire project educational, Tomberg says he "let the kids make all the decisions. They organized the whole course." They studied various brands of computers and decided what equipment to buy. Then they came up with the idea of doing a newsletter about their study – all composed on computers using word processing programs.

The teachers who requested material did, however, retain complete control over the content of the programs. In every case, students spoke directly with each teacher to insure useful results in the classroom.

Tomberg's project has received strong support from the 12 programmers as well as from the teachers requesting software. Not every request could be fulfilled, and when one student programmer called a teacher to say his project was accepted, "the teacher was so excited. He was ecstatic," says Tomberg. The program, for history teacher Grant Zimmerman, is a simulation of a mythical New World traversed by seafaring adventurers. The new land is complete with native tribes – each with distinct languages and customs – and mountains and rivers to be charted.

The object of the game, called "Explorers," is to cross an ocean and trek across an unknown continent to gain treasure hidden on the other side. At each stage, obstacles must be overcome. At sea, whales and storms threaten the voyagers. Once on land, the terrain must be mapped for the journey overland. And part of the challenge is learning about the tribes. Some are friendly and



PLATO EDUCATIONAL COURSEWARE BRINGS NEW EXCITEMENT TO LEARNING.

If your kids think serious education has to be dull, wait until they use Control Data PLATO® educational courseware.

With PLATO courseware, children can learn by competing against themselves; by interacting with stimulating graphics that keep them motivated. They see their progress, and find real excitement in achievement.

PLATO courseware is being used in classrooms across the nation. Now you can bring this quality education home. You'll find PLATO lessons at selected retail outlets where quality software is sold.

For the Apple II Plus and Apple IIe, the TI 99/4A or Atari 800.

The selection includes elementary **Math** lessons in Basic Number Facts, Whole Numbers, Decimals and Fractions.

Through such computerized activities as "darts" and "pinball," PLATO makes learning math almost fun.

Foreign Language lessons use the popular hangman or pyramid game concept to help teach French, German or Spanish in a way that holds and builds interest.

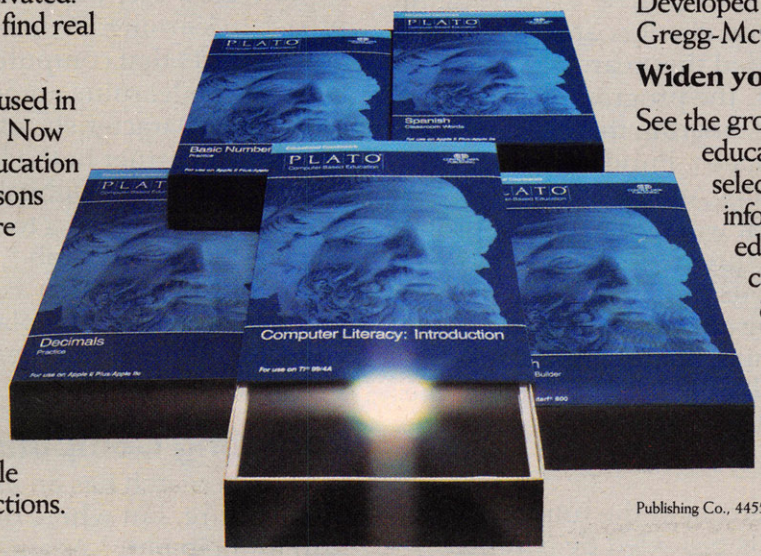

Our **Computer Literacy** lesson provides a perfect introduction to the computer age for kids and novices.

For Apple II Plus and Apple IIe.

Our **Keyboarding** lesson shows children and adults how to use a keyboard to enter data into the computer. Developed in cooperation with Gregg-McGraw Hill.

Widen your child's world.

See the growing library of PLATO educational courseware at selected retail outlets. Or for information and a free PLATO educational courseware catalog, call toll-free 800/233-3784. Or write: Control Data Publishing Co., P.O. Box 261127, San Diego, CA 92126. In California call 800/233-3785.

Warranty available free from Control Data Publishing Co., 4455 Eastgate Mall, San Diego, CA 92121

PLATO
COMPUTER-BASED EDUCATION

CONTROL DATA PUBLISHING

can help with the enterprise, while others must be battled or avoided.

The main idea for Explorers was Zimmerman's. He wanted a challenging exploration game in which students could succeed (unlike some adventure games, where you can play for hours, only to be gobbled by an ogre after making one wrong turn). With Zimmerman's general theme in mind, programmer Aden Evens set to work on an ocean part of the adventure, while Tom Evans created the new continent. They designed the game so there is usually a way out of any difficulty if the player is persistent and uses common sense. When the student explorer sees a storm coming, for example, he can avoid being blown off course by lowering the sail.



A mini-workshop for elementary school students conducted by Chapel Hill High School students and their advisor Jim Tomberg (center).

The students finished all their programs in time to present them to examiners overseeing the project for the state, and chances are good that funding will be extended this year. Toward the end of the school year, the programmers even held some workshops, sharing their knowledge with younger schoolmates. Pupils as experts, that's another Computer Age twist.

Tomberg is hard at work on his latest project: convincing a manufacturer of inexpensive computers to donate 30 of its products to the school. The students would be able to check them out of the library and take them home. "Just think," says Tomberg, "they'll be able to take one home and plug it right into the TV set."

New Research

At present, fully 25 percent of the funding for classroom computers is provided by parental, religious, or civic groups, according to a recent study by McGraw-Hill Research. And teachers often bring in their own computers to share. But these individuals and groups aren't always sure what approach to take, or even what brand of computer is best for schools.

"You are talking about a whole new era of technology, about which not enough background research has been done," says graduate student Jim Glover, of the University of Connecticut School of Education. "Schools are rushing pell-mell into educational computing, but what happens ten years from now when you may be teaching kids three or four hours a day with computers? What's best for preschoolers, for junior high? What type of display is easiest to look at? What kind of keyboard is comfortable to use?"

To help answer such questions, researchers are looking at the growing role of computers in education and developing new theories and methods to help educators cope with the changes. However, they are by no means unanimous in their recommendations. For some, computer-assisted instruction (CAI) is a perfect vehicle for the behaviorist theories of psychologist B.F. Skinner. For others, computers can enhance the open-ended theories of Swiss educator Jean Piaget, who believed that education at its best involves an active discovery of reality by the learner, not a recollection of ready-made facts.

Piaget's ideas actually form the basis of a computer language – Logo – that was developed at MIT by Seymour Papert and others. Logo has intrigued many educators because it supports impressive screen graphics through a command structure that permits the linkage of simple procedures which then form more complex procedures.

Schools that use Logo and similar languages incorporating Piaget's ideas have blossomed in recent years. The Bank Street College of Education in New York City has made a study of this approach to learning. People at the school are looking at the effects that computers, and Logo in particular, have on learning among eight- to twelve-year-olds. One characteristic of Logo is that it makes the child a partner in the learning process. However, says Barbara Dubitsky, "The computer itself is nothing more than a tool. In the hands of a poor teacher, Logo is a bomb."

While the research at Bank Street is still preliminary, work at such places will eventually give educators throughout the country a solid yardstick by which to evaluate new approaches.

Radiating Computing Centers

Current research has an impact on the classrooms of the future, but where do teachers or schools turn for help now? Again, one committed teacher or a single successful program often serves as a catalyst to create a larger, more formally organized group. For example, a teacher may begin a modest pilot program, and interested people drop by to ask questions. As the project grows, they may

SOFTWARE MOVIES™





NEW!

SOFTWARE DESIGNS FOR DEVELOPING YOUNG MINDS™

MAXIMUS, Inc. is excited to present two new educational software movies for kids of all ages . . . and more are on the way!

STORYLINE™ makes bedtime, or anytime, a warm and friendly funtime. Clover the Clown is your tourguide for two fairytales: The Ugly Duckling and Rumpelstiltskin. Through computer magic you become a part of each story!

SAFETYLINE™ combines fun with important lessons about safety. Max the Cat shows you how to cross the street safely going to school and what to do when lost at the zoo.

Both software movies have interactive games that reinforce the fun and learning. Both have real human voices; you don't need a voice synthesizer!

Features of the software include:

- Sophisticated Face Animation
- Lip-Synchronized Voices
- Original Musical Scores
- Superior Full-Color Graphics
- Optional Joystick Control
- Machine Language Programs

Relax and enjoy yourself. Let Max, Clover, and their colorful friends guide you through a new world of fun and learning. You'll be amazed at how real they are!

STORYLINE™ and SAFETYLINE™ are currently available for any Atari computer with 48K. Each software movie comes in either CASSETTE ONLY ($29.95) or CASSETTE/DISK ($34.95) versions. Order by mail or phone. Visa and Mastercard welcome. Include $2.50 postage and handling; Virginia residents add 4% sales tax. Dealer inquiries invited. Write for our free catalog. MAXIMUS, Inc., 6723 Whittier Avenue, McLean, Virginia 22101.

ORDER TOLL-FREE 1-800-368-2152

MAXIMUS ...*Where Excellence is the Standard*

Commodore 64 Version Coming Soon!

© MAXIMUS, Inc. 1983. Atari is a registered trademark of Atari, Inc. Commodore 64 is a registered trademark of Commodore Business Machines, Inc.

return to volunteer their time – and the alliance grows. Such pioneer efforts can develop into vital resource centers whose influence reaches far beyond the local area.

That's the way it happened in San Mateo County, California, where the Microcomputer Center there gained such a reputation for excellence that it has influence throughout the state and even beyond. Technically, the Center is only a county office, but because it was the first of its kind in California, it became a model for similar programs elsewhere.

The Microcomputer Center has been designated as a software library and clearinghouse to support all 15 Teacher Education and Computer (TEC) Centers in the state. It also runs the *Softswap* public domain software exchange in cooperation with a group of volunteers working for CUE (Computer-Using Educators). *Softswap* receives hundreds of inquiries each month from around the world. The group prepares disks with programs contributed by educators and makes the disks available for $10 each. The disks may then be freely copied and distributed.

The Center also received a grant for the 1982/83 school year to evaluate software and make the results available to educators all over California. To do this, it is establishing a cadre of software evaluators across the state and developing a list of educational software that has been favorably reviewed by other qualified groups across the country. The Center will coordinate and publish the results. (A software catalog is available for $1 ppd. Write to Microcomputer Center, San Mateo County Office of Education, 333 Main St., Redwood City, CA 94063.)

California has given strong support to computer use in its schools. Many projects have been supported by state-administered grants. Another state which made one of the earliest starts in computer education is Minnesota. It remains a leader with its MECC (Minnesota Educational Computing Consortium) program, the nation's only statewide instructional computing network. MECC offers a wide range of services to students, teachers, and administrators in the state's public schools and colleges. It also develops and distributes educational software for a fee to school districts anywhere in the United States. For many schools, MECC educational programs are the first ones in the classroom.

Texas has also strongly supported the use of computers in education. Software evaluation is coordinated on a statewide basis, and the state – through 20 Educational Service Centers – now gets regular discounts of 25 to 30 percent on hardware. Soon, the Texas Education Agency hopes to go on-line with a data base containing all the agency's software evaluations and other pertinent information. To improve computer education throughout the state, requirements for teacher certification are being revised to include computer literacy. According to Sandy Pratscher, educational specialist for instructional computing for the state, the mere hint of this change has already caused a marked jump in enrollment for computer courses in Texas colleges.



Students at the Bank Street College of Education trying out a new program. Researchers here are looking at new ways to involve computers in the learning process.

Innovators

Summit School (Winston-Salem, North Carolina) is an unusual place – the kind where you'd almost expect to find an innovative computer program. Although the school is about to celebrate its 50th anniversary as an independent institution, the original principal, now 92, still comes in mornings to teach.

The school has a Math and Computer Center. According to the center's director, Elaine Bologna, the math center, started four years ago, was funded by two foundations as a demonstration center for new teaching methods. After the grants expired, the school took over funding and added the computer program. Teachers from all over North Carolina visit the center in Winston-Salem to attend workshops and demonstrations.

The emphasis at the center is on programming – Logo for grades one through six, BASIC for grades eight and nine. "The interesting thing about it," says Bologna, "is that when the kids come in after school, they use Logo." In fact, that language offers so many possibilities that the school really hasn't found much need for packaged software. Students invent their own games and experiment endlessly.

In one case, Bologna presented students with an imaginary situation and let them create it on

YORK 10™ CASSETTES DISKETTES



NEW!
LOWER PRICES
LONGER LENGTHS

DATA TRAC / C-06, C-12, C-24

From the leading supplier of Computer Grade Cassettes, new, longer length C-12's (6 minutes per side) provide the extra few feet needed for some 16K programs.

Premium 5-screw shell with leader — BASF tape

Internationally acclaimed. Thousands of repeat users.

Error Free • Money back Guarantee

	C-06	C-12	C-24	HARD BOX
1 Dozen	7.00	7.50	9.00	2.50
2 Dozen	13.00	14.00	17.00	4.00

SPECIAL **500 C-12's 38¢ each**
Shipping $17.00/500
w/labels add 4¢ w/boxes add 15¢



TRACTOR FEED • DIE-CUT BLANK CASSETTE LABELS
$3.00/100 $20.00/1000

CASSETTE STORAGE CADDY
Holds 12 cassettes w/o boxes
Includes edge labels and Index card
$2.95

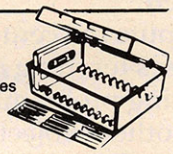

BASF QUALIMETRIC FLEXI-DISC
5¼" SSDD, Soft Sect.
Lifetime warranty!
$26.95/10 $120.00/50 $215.00/100

MICRO CASSETTES in convenient short lengths

	MC-10	MC-20	MC-30
1 Doz.	16.50	18.00	19.00
2 Doz.	32.50	34.50	36.00

Fits Epson and Sharp micro drives



Same superior tape in premium shell with leaders. Includes box.

SHIPPING/HANDLING $3.50
Any quantity (except 500 special)

NOTE: Outside 48 Contin. States shipping $3.50 PLUS $1 per caddy; per dozen cassettes or dozen boxes; per 10 discs

In Cont. U.S. shipments are by UPS unless Parcel Post requested.

California residents add Sales Tax

WRITE FOR FREE BROCHURE
ASK FOR QUANTITY DISCOUNTS

for IMMEDIATE SHIPMENT on Credit Card Orders
Call 213/710-1430

YORK 10™ Computerware
24573 Kittridge St., CM, Canoga Park, CA 91307



EDUCATORS PREFER GROUP LEARNING WITH EDUPRO SOFTWARE

Here's what educators say about Edupro's multi-user software:

"I have one microcomputer in my classroom. With Microgroup programs, more children have a chance to use it each day." T. G., Dallas

"Sometimes children compete for the highest score. Other times they cooperate to 'beat the clock'. The slower ones learn from the faster ones. No one gets stuck." C. P., Cupertino

"The Microgroup programs offer the kids a lot of variety. My kids use the Storybook Theme programs. Each program has four learning games. It's easy for the kids to switch back and forth." K. G., Minneapolis

"I like the idea of easy and hard problems in the same program. Children of different ages or ability levels can work together." L. W., Tallahassee

Group learning really works.

After the Edupro Microgroup 4-player and 8-player programs were introduced early in 1983, educators soon confirmed three advantages:

Efficiency. By allowing several children to use one microcomputer simultaneously, the Microgroup programs increase each child's time spent in computer-aided learning.

Effectiveness. Children learn effectively in groups. Older and more advanced students test their understanding by helping those who are slower. Group learning stimulates divergent thinking. And it teaches the importance of working together for a common goal.

Equity. Children differ in the learning situations they prefer. Research shows that differences in gender, age, and culture underlie learning preferences. The Microgroup programs can be used by groups of varying sizes—even by a child alone.

Now available for Apple® Computers.

Two-player versions of many Edupro Atari® programs are now available for the Apple, with your choice of user-selected keyboard or joystick control. Other new programs available from Edupro are:

BASIC-Play. This is the most enjoyable computer literacy tool your students can use. Short BASIC programs are presented as completion problems in Edupro's familiar WORD-DRAW format. After students have filled in the missing elements of a program, it runs, delighting them with sound, graphics, puzzles, etc. Students can also change variables and observe different outcomes.

Don't worry if your students seem to be having fun. BASIC-Play is teaching them the essentials of Atari or Applesoft BASIC.



Oklahoma Run. The year is 1889. Your students are poised at the frontier of the Oklahoma Territory. When the run begins, each player stakes out a homestead. Ah, but no two homesteads are the same. Given location, soil, water, costs of supplies, and market prices, what should a player raise? What about drilling for oil? Will it be boom or bust?

This multi-user simulation helps students understand the interrelated nature of land use decisions. Screen graphics include aerial views of the homesteads.

First Base (a single-user program). Children are collectors. They collect stamps, coins, baseball cards, and more. Children need a database management program, but a simpler, friendlier one than adults use. First Base has been designed for ease of use, yet it offers flexibility in record storage, retrieval, and display.

First Base comes with a sample file of baseball stars and their statistics. Fun to use, simple to learn from.

Share the excitement of group learning with software from Edupro. Ask for Edupro products for Atari and Apple computers at your local software dealer, or write to:

Edupro™

P.O. Box 51346
Palo Alto, CA 94303
415-494-2790 Dealer inquiries invited

Atari is a trademark of ATARI Inc. Apple is a trademark of Apple Computer, Inc.

the screen. "A plane was lost and needed a landing field," she told them, so they made a long rectangle. Then she asked, "Where's the terminal?" and finally, "Where's the door to the terminal?" When they were done, the students had created a whole airport.

The kindergarten students use a Big Trac programmable toy to help them visualize Logo. They can make Big Trac perform the same sort of maneuvers on the floor that the Logo "turtle" does on the screen. This gives them a real feel for some of the ideas behind Logo and a head start when they encounter Logo in later grades.

In some cases, it's harder to interest teachers than it is to interest students. "We don't have quite as much teacher involvement as we would like," says Bologna. "They haven't been able to feel comfortable in situations where they aren't the authority. But, really, that's one of the beauties of the whole thing. We all make mistakes." And part of what makes computers unique in schools is that they are new to everyone. There's a possibility of mutual discovery that can allow teacher and student to share the learning experience. "That's part of Papert's philosophy," says Bologna.

A Resource Center

Eventually, every class in the nation may have an array of computers, and teachers may be as familiar with their use as they are with gradebooks. But at present, computers are mysterious to many teachers. In fact, despite all the attention given lately to computer education, 47 percent of all schools still had no microcomputers for student instruction at the beginning of 1983, according to a national survey conducted at Johns Hopkins University.

But great strides have been made toward computer instruction, especially by schools with a computer center. The person in charge is often simply an innovator interested in microcomputers who initiated a shoestring program. Once such programs grow – possibly with the addition of full-time staff – the resources of state and federal agencies become more accessible. Staff members have the time to find out what help *is* available. They can evaluate software and teaching methods while proceeding with the delicate task of introducing both teachers and students to computing.

Paul Boston took advantage of his position as a teacher at a science center serving the public schools in Maryland's Prince Georges County to initiate a computer program there. Now, five years later, the center has 29 Commodores serving 60 pupils per day in a regular schedule of instruction.

Since the Howard B. Owens Science Center receives students from the other schools for special programs, Boston decided it would be cost-effective for the center to introduce micros. They purchased two of the earliest Commodore PETs, the ones with what Boston calls the "Munchkin" (calculator-style) keyboard. The program began with one-time, four-hour workshops for gifted students. Gradually it was refined and expanded into a resource for the whole school system.

As the center evolved, it was modified to respond to whatever computer activity was already established in the individual schools. All the major computer brands are now represented at various schools, and the high school has powerful multi-terminal machines. The center now concentrates on introducing computers to younger students, primarily those in the third through sixth grades. Students younger than that require more time than the center has available. However, Boston says, a computer is needed in the classroom for these children so they can have time to become acquainted with it.

"We find that our students have a lot of misconceptions about computers," says Boston. "We try to correct these. The student should be familiar enough with computers to be able to utilize a program." When they are, Boston claims the youngsters "are not fooled easily about computers. When they see *Knight Rider* (a show with a computerized, talking car), they know computers don't really have emotions or many of the capabilities portrayed."

This approach puts the center firmly in the camp that emphasizes teaching *about* computers, as opposed to teaching programming or using computers to teach other subjects (CAI). "Computer programming will be done by the few, but nearly everyone will be using computers," says Boston. He believes the center's role is a transitional one that will be phased out as computers find their way into every classroom.

To broaden teacher awareness of computers, the center's instructors offer workshops on in-service training days. They help teachers become comfortable with computers and advise them about using computers in class. "For example," says Boston, "if they are going to do CAI we encourage them to use students' talents, but to temper those abilities with their own educational judgment." Teachers may be intimidated because some of their students will take to computers more easily than they do. That's why people at the center feel it's important to acquaint people throughout the school system with computers.

Students are growing up in an environment where banking machines, grocery stores, and business procedures are increasingly computerized. Teachers and resource groups like the Science Center are helping them prepare for it. In the process, they are learning themselves – evolving as they develop more effective methods for bringing computers and students together. ©

PLAY THE ARCADE GAMES THAT TALK BACK!

What do Program Design games include for **free** that other companies charge you hundreds of dollars for?

The human voice.

Only Program Design software comes with a voice based cassette synchronized with your Atari computer. So now, you not only use your eyes and intellect to play one of our arcade games. You use your ears too. Visit your nearest software dealer and take a test listen.

DON'T PLAY 'CLIPPER' IF YOU CAN'T SWIM!



You're the captain of the clippership Flying Cloud. And there's never been a tougher sea challenge than your voyage from New York to San Francisco via Cape Horn.

As you cast off, the actual sound of old sea chanteys fills the air. But there's no time for singing, because you have to navigate through storms and icebergs. As if that wasn't enough, there's the constant danger of being thrown over board by a mutiny, so you better know how to swim. Remember, you're in charge. So pick your cargo, crew and course very carefully.

DEFEND 'MOONBASE IO' AND THE PRESIDENT WILL THANK YOU PERSONALLY

The voice of mission control asks you to defend Moonbase Io from a horde of alien invaders. But first, you and your robot must navigate through mine fields. Moonbase Io combines three adventure games in one. And when your mission is completed the president will thank you personally (so mind your manners). Moonbase Io is the winner of the most innovative game award from Electronic Games magazine.

Clipper comes in 32K disk, cassette & joystick or 24K cassette & joystick. **Moonbase Io** comes in 24K disk, cassette and joystick or 16K cassette & joystick.

PDI

Program Design, Inc. 95 East Putnam Avenue, Greenwich, CT 06830

*Atari is a trademark of Atari, Inc.

PROGRAMS WITH THE WORKS



COMMODORE 64, VIC 20, ATARI 400/800/1200

Writing good programs is not an easy task. Introducing INSIDE BASIC, a series of well documented programs which include: program overviews, suggested changes, line-by-line descriptions, listings, and variable charts. Learn the workings of a well-designed program in order to create your own. There's something for everyone—games, business applications, and educational programs.

KENTUCKY DERBY—$19.95: All the fun of a day at the races including hi-resolution graphics. You and your friends can have hours of enjoyment betting on your favorite horses and winning big bucks! You can even change the names of the horses for more fun.

FORM GENERATOR—$19.95: The preparation of forms can be a mess. With this easy-to-use program you can generate anything from labels to invoices.

TASK ORGANIZER—$24.95: This useful program keeps you on top of your work schedule. Enter new tasks and projects with deadlines and track them through completion. Automatically lists jobs in priority order.

QUIZ ME—$14.95: This is the ideal program to demonstrate the computer's ability to present materials, ask questions, and score you. After learning this one, you can make a quiz for any subject.

ASK YOUR DEALER OR ORDER DIRECT: Specify program, brand of computer, cassette or disk (add $5.00 for disk). Send check or money order—add $2.00 shipping and handling. C.O.D. and credit card orders call (215) 825-4250 (add $1.50 service charge). PA, NJ residents add 6% sales tax.

Commodore 64 and VIC 20 are registered trademarks of Commodore Business Machines. Atari 400/800/1200 are trademarks of Atari, Inc.

Sim COMPUTER PRODUCTS INC.
1100 E. HECTOR ST.
WHITEMARSH, PA. 19428
(215) 825-4250

Caves Of Ice

Marvin Bunker and Robert Tsuk

This award-winning game should provide hours of amusement. Originally written on the Apple, there are also versions here for VIC, 64, Atari, and PET/CBM.

Robert Tsuk invented a game called "Quinti-Maze," wrote a version for the Apple, and won a prize in a *BYTE* magazine game contest – it was published in the September 1982 *BYTE*. It looked too intriguing to be limited to Apple owners, so I wrote a version called "Caves of Ice" which will run on all Commodore computers (VICs require 8K or more expansion memory). I contacted Robert Tsuk about submitting this version as a joint article to COMPUTE! where other Commodore computer owners could share it. He replied that he was converting it for the Atari. These games are the result of our joint efforts.

The Game Scenario

At the start you are somewhere in a five-story structure made entirely of ice. Each floor has 25 rooms in a five-by-five array. Carved into the walls of each room are one or more openings, doors to the north, south, east, west, up, or down. However, you can see only the doors available to you from your present vantage point. Only one door in the building opens to the outside – it may be in a wall, the roof, or the floor of the building. Your goal is to get out as fast as possible. You could freeze inside these caves of ice.

You can change which direction you are facing at any time – complete instructions are included in the program.

After finding your way out, you are given the option of trying the same maze and same starting point again to see if you can improve your time. Or, you can play again with a new random maze.



A room with five possible exits – only one of the rooms you may encounter in "Caves of Ice." VIC version.

Strategy

To quote from Robert Tsuk's earlier article: "The strategy for Quinti-Maze is fairly simple; be methodical. Because all the rooms in the maze look similar, you could wander around forever without finding the exit. My favorite method is to travel in one direction as far as I can go, then I assume I'm at one of the outside walls and search there for an exit."

A Variation

Insert this line at the beginning of either Program 1 or 2:

```
1 X=RND(-π)
```

This initializes the random number generator with the same seed each time you RUN, so you'll always start with the same maze. You can have the sequence U,W,W,W,N,W,S,W committed to memory and amaze your friends with how rapidly you can find your way out. The figure shows the complete maze produced by this starting seed. *Note:* This seed produces a different maze on the VIC.

A million laughs

SPARE CHANGE™ You are the game-happy owner of the Spare Change Arcade. Two fun-loving, but overworked Zerks—the main characters in your most popular game—have broken loose and are trying to retire from the business. You try madly to stop them. If you can get a coin into the juke box, the Zerks get so caught up in the music, they drop everything and start dancing. You also try popping popcorn and making a pay phone ring—which immediately makes the Zerks stop, answer and start a wild conversation. If you "win" the game, there are rib tickling cartoons by the Zerks to reward your efforts. It's a game full of sight gags, surprises and comedy. From the best. Brøderbund! **For the Apple® II, II + and IIe. Coming soon for the Atari® home computers in disk format.**



and an endless challenge



LODE RUNNER™ Here's a game that will never stop challenging you. That's because Lode Runner is more than a spellbinding, fast-action game with its 150 different mind-boggling game screens. Lode Runner is also an easy-to-use Game Generator that lets you create your own games. Without any knowledge of programming, you can easily design unique Lode Runnner screens, then bring them to action-packed life. You will maneuver through scene after scene, running, jumping, drilling passages and outfoxing enemy guards in a secret underground hideaway as you pick up chests of gold stolen from citizens of the Bungeling Empire. There's no end to the thrills, chills and challenge. Of course, it's from Brøderbund! **For the Apple II, II + and IIe. Coming soon for the: Atari home computers (disk and cartridge); Atari 5200™ Super System; Commodore 64™; VIC-20™; IBM® PC.**

Ask your Brøderbund dealer for sneak previews.

Brøderbund Software **Discover the Difference**

1938 Fourth Street San Rafael, CA 94901

Apple II, II + , IIe are registered trademarks of Apple Computer, Inc. ATARI 400/800/1200 and 5200, Commodore 64 and VIC-20 and IBM are trademarks of Atari, Inc., Commodore Electronics, Ltd., and International Business Machines Corporation, respectively.

Maze Resulting From - π Starting Seed

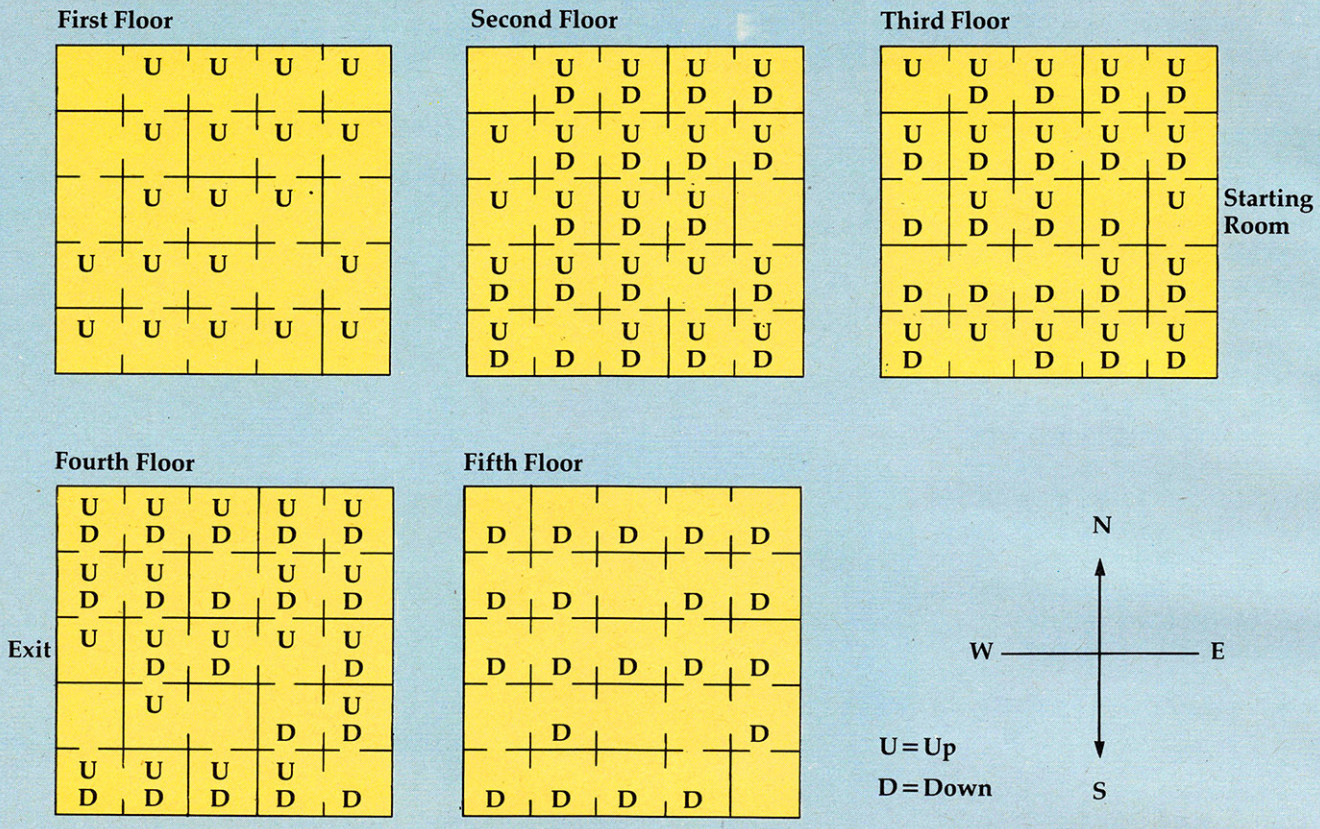

Program Notes

In lines 1140 and 3005, the PRINT CHR$(7) statements produce beeps on the PET when you try to go through a solid wall and when you successfully find your way out. If you have a PET without the built-in beeper, but you do have the CB2 sound, you can replace these statements with the appropriate sequence of POKE statements to give the sound effects desired. VIC and 64 owners should replace the PRINT CHR$(7) with the proper POKEs to produce sounds on their computers if they desire this feature.

In the INPUT statement in line 2001, following the INSTRUCTIONS are three shifted spaces followed by three left cursors. This is my favorite way to avoid the infamous PET INPUT crash.

Program 1 is Caves of Ice for the VIC (with 8K or more expansion memory) and 64. The only changes required to RUN on PET/CBM models are in the keys which must be typed to produce the graphics in lines 120-151. Program 2 lists these changes for the PET. The graphics are not directly accessible from models with "business style" keyboards. Refer to your manuals for the equivalent CHR$ codes. Newer CBM models may also require the addition of a line such as:

```
5 PRINT CHR$(142)
```

to put them into graphics mode.

Program 1: Caves Of Ice — VIC And 64

BEGINNING PROGRAMMERS
If you're new to computing, please read "How To Type COMPUTE!'s Programs" and "A Beginner's Guide To Typing In Programs."

```
10 R$="{23 RIGHT}"
20 D$="{23 DOWN}"
25 PRINT"{CLR}"
90 GOSUB2000
100 DIMFC(5,7),FC$(5)
105 FC$(1)="NORTH":FC$(2)="SOUTH":FC$(3)
    =" EAST":FC$(4)=" WEST"
110 FORB=1TO4:FORI=1TO6:READFC(B,I):NEXT
    :NEXT
115 GOTO155
120 PRINT"{CLR} {20 @}{DOWN}{LEFT}N
    {DOWN}{2 LEFT}N{DOWN}{2 LEFT}N{DOWN}
    {2 LEFT}N"
121 PRINT"{HOME}{DOWN}{RIGHT}M{DOWN}M
    {DOWN}M{DOWN}M{12 @}"
122 PRINT"{HOME}{DOWN}";:FORI=1TO18:PRIN
    T"{M}{DOWN}{LEFT}";:NEXT:PRINT"
    {UP}{RIGHT}N{UP}N{UP}N{UP}N{UP}";
123 PRINT"{G}";:FORI=1TO9:PRINT"{UP}
    {LEFT}{G}";:NEXT
124 PRINT"{HOME}";LEFT$(D$,19);"{M}
    {RVS}{20 SPACES}{OFF}{G}{LEFT}{UP}
    {LEFT}M{UP}{2 LEFT}M{UP}{2 LEFT}M
    {UP}{2 LEFT}M"
125 PRINT"{HOME}"LEFT$(D$,15);LEFT$(R$,5
```

WHILE OTHER COMPUTER COMPANIES ARE BUSY SETTING NEW PRICES, SPECTRAVIDEO IS BUSY SETTING NEW STANDARDS.

MSX™ and LOGO™: Two more reasons why Spectravideo is leading the way in Personal Computers.

While price wars and confusion reign all around us, Spectravideo goes about its business, setting standards by which all other personal computers will soon be judged. MSX and LOGO are the two latest examples of how Spectravideo is rocking–and reshaping –the personal computer industry.

MSX AND LOGO.

It is now history that, on June 15 1983, Spectravideo, Inc. joined with most of Japan's largest electronics firms to launch MSX: The most far-reaching personal computer standard in history. MSX is the name given to a specific hardware/software configuration that makes product interchangeability possible. While Spectravideo is proud to participate in MSX, we are even prouder of this fact: It was our own SV-318 computer that was used as a prototype for the MSX design! There are two important aspects to this.

First, all future MSX hardware–i.e. computers, peripherals, appliances–will be based on several key design elements of the SV-318. What does this mean to you, the consumer? A great deal, because when you buy an SV-318, you will not only be able to use all of Spectravideo's own software and hardware–you'll also be able to take advantage of all the remarkable new equipment that will be coming from other MSX participants.

In addition, the software aspect of MSX was largely inspired by the software built into the SV-318. From the outset, Spectravideo offered built-in Microsoft BASIC as its resident interpreter. Now, Microsoft also makes a LOGO program compatible with the SV-318. It was Spectravideo's Microsoft BASIC/LOGO that helped to make MSX possible.

Another standard that Spectravideo can take credit for is the built-in Joystick/Cursor Control. Built right into the SV console, this control is always at fingertips and is much easier and faster to use than external joysticks or conventional editing controls.

Certain engineering elements that helped to make this built-in control possible have also been incorporated into MSX.

OTHER STANDARDS OF EXCELLENCE.

While these are the computer standardizations that Spectravideo helped to initiate, they by no means represent the whole SV-318 story. This remarkable computer has also established many standards of excellence that other personal computers now aspire to:

- ***Built-In Super Extended Microsoft BASIC***–*Makes the SV-318 the first truly programmable affordable computer!*
- ***Extraordinary Memory***–*32K ROM expandable to 96K, and 32K RAM expandable (via bank switching)to an amazing 256K.*
- ***Unparalleled Expandability***–*A full supporting system of 14 peripherals, including our new Colecovision™ Game Adapter, 7-Slot Expander Unit, Floppy Disk Drive, Data Cassette, Interface Cartridges, etc.*
- ***More Available Software***–*Built-in CP/M compatibility gives you immediate access to over 3000 existing software programs. Plus, you can utilize Spectravideo's own fine software library.*
- ***Advanced Graphics Capabilities***–*The SV-318 offers 16 colors in high resolution, and more importantly, 32 programmable sprites that allow tremendous control of movable screen objects.*
- ***Many other fine features***–*Such as Z80A Microprocessor with fast (3.6) internal clock, top-loading cartridge slot, 10 user-programmable special function keys, 3 sound channels (8 octaves per channel!), low profile and attractive styling.*

SPECTRAVIDEO™

Computer systems you'll grow into, not out of.

MSX compatible software standard



CP/M is a trademark of Digital Research, Inc. Colecovision is a registered trademark of Coleco Industries. MSX, Microsoft LOGO, and Microsoft Extended BASIC is a trademark of Microsoft Corporation

FOR UNDER $300.
FOR KEYBOARD ONLY

SPECTRA VIDEO INC. 39 W. 37th Street, New York, N.Y. 10018

WE STICK OUR G
THE SUN D



RAPHICS WHERE ON'T SHINE.



You'll never see Infocom's graphics on any computer screen. Because there's never been a computer built by man that could handle the images we produce. And, there never will be.

We draw our graphics from the limitless imagery of your imagination—a technology so powerful, it makes any picture that's ever come out of a screen look like graffiti by comparison.

And nobody knows how to unleash your imagination like Infocom.

Through our prose, your imagination makes you part of our stories, in control of what you do and where you go—yet unable to predict or control the course of events. You're confronted with situations and logical puzzles the like of which you won't find elsewhere. And you're immersed in rich environments alive with personalities as real as any you'll meet in the flesh—yet all the more vivid because they're perceived directly by your mind's eye, not through your external senses. The method to this magic? We've found the way to plug our prose right into your psyche, and catapult you into a whole new dimension.

Take some tough critics' words about our words. SOFTALK, for example, called ZORK® III's prose "far more graphic than any depiction yet achieved by an adventure with graphics." And the NEW YORK TIMES saw fit to print that our DEADLINE™ is "an amazing feat of programming." Even a journal as video-oriented as ELECTRONIC GAMES found Infocom prose to be such an eye-opener they named one of our games their Best Adventure of 1983.

Better still, bring an Infocom game home with you. Discover firsthand why thousands upon thousands of discriminating game players keep turning everything we write into instantaneous bestsellers.

Step up to Infocom. All words. No graffiti. The secret reaches of your mind are beckoning. A whole new dimension is in there waiting for you.









INFOCOM™

The next dimension.

Infocom, Inc., 55 Wheeler St., Cambridge, MA 02138

For your: Apple II, Atari, Commodore 64, CP/M 8", DEC Rainbow, DEC RT-11, IBM, NEC APC, NEC PC-8000, Osborne 1, TI Professional, TRS-80 Model I, TRS-80 Model III.



64 version.

```
    );"{12 T}"
126 PRINT"{HOME}";LEFT$(R$,21);:FORI=1TO
    18:PRINT"{DOWN}{G}{LEFT}";:NEXT
127 PRINT"{HOME}";LEFT$(R$,17);LEFT$(D$,
    5);:FORI=1TO10:PRINT"{G}{DOWN}
    {LEFT}";:NEXT
129 RETURN
130 PRINT"{HOME}";LEFT$(R$,8);"{DOWN}
    {6 @}{DOWN}{6 LEFT}M{G}
    {2 SPACES}{M}N{DOWN}{5 LEFT}
    {4 T}":RETURN
135 PRINT"{HOME}";LEFT$(D$,16);LEFT$(R$,
    9);"{4 @}{DOWN}{5 LEFT}N{G}
    {2 SPACES}{M}M{DOWN}{6 LEFT}
    {6 T}":RETURN
140 PRINT"{HOME}";LEFT$(D$,7);"{RIGHT}";
    :FORI=1TO11:PRINT"{M}{DOWN}{LEFT}"
    ;:NEXT:PRINT"{RIGHT}{3 UP}{@}@"
141 PRINT"{HOME}";LEFT$(D$,9);"{2 RIGHT}
    {T}P";:FORI=1TO5:PRINT"{DOWN}
    {LEFT}{M}";:NEXT
142 PRINT"{HOME}";LEFT$(D$,7);"{2 RIGHT}
    M{DOWN}M":RETURN
145 PRINT"{HOME}";LEFT$(D$,7);LEFT$(R$,9
    );"{4 @}{DOWN}{5 LEFT}{M}M
    {2 @}N{G}";:FORI=1TO5
146 PRINT"{DOWN}{6 LEFT}{M} {G}{M}
     {G}";:NEXT:PRINT"{DOWN}{6 LEFT}
    {M}N{2 T}M{G}":RETURN
150 PRINT"{HOME}";LEFT$(D$,7);LEFT$(R$,1
    9);"N{G}{DOWN}{3 LEFT}N {G}
    {DOWN}{3 LEFT}O{T}{G}";:FORI=1TO 5
151 PRINT"{DOWN}{3 LEFT}{G} {G}";:NE
    XT:PRINT"{DOWN}{3 LEFT}L{@}{G}
    {DOWN}{LEFT}{G}{DOWN}{LEFT}{G}":
    RETURN
155 DIMS$(6,6)
165 FORA=1TO5:FORX=1TO5:FORY=1TO5
170 IFA<>5ANDRND(1)<.8THENS$(X,A)=S$(X,A
    )+"O":GOTO180
175 S$(X,A)=S$(X,A)+"X"
180 IFMID$(S$(X,A-1),(Y-1)*6+1,1)="O"THE
    NS$(X,A)=S$(X,A)+"O":GOTO190
185 S$(X,A)=S$(X,A)+"X"
190 IFY-2<0GOTO200
195 IFMID$(S$(X,A),(Y-2)*6+4,1)="O"THENS
    $(X,A)=S$(X,A)+"O":GOTO205
200 S$(X,A)=S$(X,A)+"X"
205 IFY<>5ANDRND(1)<.8THENS$(X,A)=S$(X,A
    )+"O":GOTO215
210 S$(X,A)=S$(X,A)+"X"
215 IFX<>5ANDRND(1)<.8THENS$(X,A)=S$(X,A
    )+"O":GOTO225
220 S$(X,A)=S$(X,A)+"X"
225 IFMID$(S$(X-1,A),(Y-1)*6+5,1)="O"THE
    NS$(X,A)=S$(X,A)+"O":GOTO235
230 S$(X,A)=S$(X,A)+"X"
235 NEXT:PRINT"*";:NEXT:NEXT
240 X=INT(RND(1)*3)+2:Y=INT(RND(1)*3)+2:
    A=INT(RND(1)*3)+2
245 RD=INT(RND(1)*6)+1:ONRDGOTO250,255,2
    60,265,270,275
250 A=5:P1$=LEFT$(S$(X,A),(Y-1)*6):L=29-
    LEN(P1$):P2$=RIGHT$(S$(X,A),L)
251 S$(X,A)=P1$+"O"+P2$:GOTO290
255 A=1:P1$=LEFT$(S$(X,A),(Y-1)*6+1):L=2
    9-LEN(P1$):P2$=RIGHT$(S$(X,A),L)
256 S$(X,A)=P1$+"O"+P2$:GOTO290
260 Y=5:P1$=LEFT$(S$(X,A),(Y-1)*6+3):L=2
    9-LEN(P1$):P2$=RIGHT$(S$(X,A),L)
261 S$(X,A)=P1$+"O"+P2$:GOTO290
265 Y=1:P1$=LEFT$(S$(X,A),(Y-1)*6+2):L=2
    9-LEN(P1$):P2$=RIGHT$(S$(X,A),L)
266 S$(X,A)=P1$+"O"+P2$:GOTO290
270 X=5:P1$=LEFT$(S$(X,A),(Y-1)*6+4):L=2
    9-LEN(P1$):P2$=RIGHT$(S$(X,A),L)
271 S$(X,A)=P1$+"O"+P2$:GOTO290
275 X=1:P1$=LEFT$(S$(X,A),(Y-1)*6+5):L=2
    9-LEN(P1$):P2$=RIGHT$(S$(X,A),L)
276 S$(X,A)=P1$+"O"+P2$:GOTO290
290 PRINT:PRINT: PRINT"HIT {RVS}RETURN
    {OFF} TO START"
300 GETC$:IFC$=""GOTO300
1000 X=INT(RND(1)*5)+1:Y=INT(RND(1)*5)+1
     :A=INT(RND(1)*5)+1
1005 SX=X:SY=Y:SA=A
1010 FC=1:TI$="000000":GOTO1220
1020 PRINT"{HOME}";LEFT$(D$,20);LEFT$(R$
     ,16)"{RVS}";FC$(FC):A$="":D=0
1030 TX$=TI$:TP$=LEFT$(TX$,2)+":"+MID$(T
     X$,3,2)+":"+RIGHT$(TX$,2)
1040 PRINT"{HOME}";LEFT$(D$,20);" {RVS}T
     IME=";TP$;"{2 SPACES}"
1050 GETA$
1060 IFA$="U"THEND=1
1070 IFA$="D"THEND=2
1080 IFA$="N"THEND=3
1090 IFA$="S"THEND=4
1100 IFA$="E"THEND=5
1110 IFA$="W"THEND=6
1120 IFA$="F"GOTO1280
1130 IFD=0GOTO1020
1140 IFMID$(S$(X,A),(Y-1)*6+D,1)<>"O"THE
     NPRINTCHR$(7):GOTO1020
1150 ONDGOTO1160,1170,1180,1190,1200,1210
1160 A=A+1:GOTO1220
1170 A=A-1:GOTO1220
1180 Y=Y-1:GOTO1220
1190 Y=Y+1:GOTO1220
1200 X=X+1:GOTO1220
1210 X=X-1
1220 IFX>5ORX<1ORY>5ORY<1ORA>5ORA<1THENP
     RINT"YOU WIN. PLAY AGAIN?":GOTO3000
1230 GOSUB120
1240 FORII=1TO6:IFMID$(S$(X,A),(Y-1)*6+I
```

$5 says you can't beat Gridrunner.™



Gridrunner™ is the toughest, fastest, arcade quality game ever to challenge a Commodore™ or Atari® computer owner.

How tough is Gridrunner?

So tough that HesWare™ is offering $5 just for taking the Gridrunner challenge. And you don't even have to beat the game to get the greenbacks. There's a check right inside every Gridrunner box, good for $5 off your next HesWare purchase. You spend your check right in the store, on your choice of exciting HesWare action, education, and computer utility programs. Even HesWare peripherals.

No one, not even the author, has ever reached even the 14th level of Gridrunner. But maybe you've got what it takes to go all the way to the 31st level (20 levels on VIC 20™ version). Maybe you can master the patterns of the X/Y Zappers. And stop the Gridsearch Droids before they mutate into lethal Pods.

The Gridrunner challenge. Just one of the ways that HesWare is expanding the computer experience. Look for all the HesWare products at your favorite software retailer.



Pleases the tough customer.



HesWare™

Human Engineered Software
150 North Hill Drive
Brisbane, CA 94005
800-227-6703
(in California 800 632-7979)
Dept. C20

©1983



VIC 20 and Commodore 64 are trademarks of Commodore Electronics Ltd. Atari™ is a trademark of Atari, Inc.

```
     I,1)="X"THENNEXT:GOTO1020
1250 R=FC(FC,II)+1
1260 ONRGOSUB125,130,135,140,145,150
1270 NEXT:GOTO1020
1280 PRINT"{HOME}";LEFT$(D$,22);"NEW FAC
     ING, N,S,E,W";
1281 GETC$:IFC$=""GOTO1280
1282 IFC$<>"N"ANDC$<>"S"ANDC$<>"E"ANDC$<
     >"W"GOTO1281
1283 PRINTC$:IFC$="N"THENFC=1
1284 IFC$="S"THENFC=2
1285 IFC$="E"THENFC=3
1286 IFC$="W"THENFC=4
1287 GOTO1220
2000 PRINTLEFT$(D$,8);LEFT$(R$,5);"{RVS}
     CAVES OF ICE{OFF}"
2001 PRINT"{3 DOWN}DO YOU WANT":INPUT"IN
     STRUCTIONS{3 SPACES}{3 LEFT}";Y$
2002 IFLEFT$(Y$,1)<>"Y"THENGOTO2100
2010 PRINT"{CLR}THE OBJECT OF {RVS}CAVES
     {OFF}":PRINT"IS TO FIND YOUR WAY"
2011 PRINT"OUT OF A 5X5X5 CUBIC":PRINT"M
     AZE. IN ONE OF THE
2012 PRINT"ROOMS THERE IS AN EXIT":PRINT
     "OUT OF THE MAZE.
2013 PRINT:PRINT"YOU MUST TRY TO FIND IT
     ":PRINT"IN THE MINIMUM TIME.
2014 PRINT"THE COMMANDS ARE :"
2020 PRINT"{RVS}U{OFF} - UP; {RVS}S{OFF}
      - SOUTH;":PRINT"{RVS}D{OFF} - DOWN
     ; {RVS}E{OFF} - EAST;
2030 PRINT"{RVS}N{OFF} - NORTH; {RVS}W
     {OFF} - WEST;"
2040 PRINT"{RVS}F{OFF} TO CHANGE FACING.
2050 PRINT:PRINT"HIT {RVS}RETURN{OFF} TO
      GO ON.
2051 GETC$:IFC$=""GOTO2051
2060 PRINT"{CLR}{RVS}F{OFF} WILL COME BA
     CK WITH A":PRINT"QUESTION AS TO WHI
     CH
2062 PRINT"FACING YOU WISH. HIT":PRINT"O
     NLY ONE KEY":PRINT"AND {RVS}RETURN
     {OFF}"
2100 PRINT:PRINT"PLEASE WAIT ABOUT 30":P
     RINT"SECONDS WHILE I SET UP":PRINT"
     THE MAZE.
2101 RETURN
3000 PRINT"{3 SPACES}{RVS}Y{OFF} OR
     {RVS}N{OFF}?"
3005 FORI=1TO10:PRINTCHR$(7);:NEXT
3010 GETC$:IFC$=""GOTO3010
3020 IFC$<>"Y"ANDC$<>"N"GOTO3010
3030 IFC$="N"THENSTOP
3032 PRINT"SAME MAZE {RVS}S{OFF} OR
3033 PRINT"NEW MAZE {RVS}N{OFF}?"
3034 GETC$:IFC$=""GOTO3034
3035 IFC$<>"S"ANDC$<>"N"GOTO3034
3036 IFC$="N"GOTO165
3040 X=SX:Y=SY:A=SA:GOTO1010
4000 DATA1,2,4,0,5,3,1,2,0,4,3,5,1,2,3,5
     ,4,0,1,2,5,3,0,4
```

Program 2:

Caves Of Ice — Changes For PET/CBM

```
120 PRINT"{CLR} $$$$$$$$$$$$$$$$$$$
    {DOWN}{LEFT}N{DOWN}{2 LEFT}N{DOWN}
    {2 LEFT}N{DOWN}{2 LEFT}N"
121 PRINT"{HOME}{DOWN}{RIGHT}M{DOWN}M
    {DOWN}M{DOWN}M$$$$$$$$$$$$$"
122 PRINT"{HOME}{DOWN}";:FORI=1TO18:PRIN
    T"'{DOWN}{LEFT}";:NEXT:PRINT"{UP}
    {RIGHT}N{UP}N{UP}N{UP}N{UP}";
123 PRINT"%";:FORI=1TO9:PRINT"{UP}{LEFT}
    %";:NEXT
124 PRINT"{HOME}";LEFT$(D$,19);"'{RVS}
    {20 SPACES}{OFF}%{LEFT}{UP}{LEFT}M
    {UP}{2 LEFT}M{UP}{2 LEFT}M{UP}
    {2 LEFT}M"
125 PRINT"{HOME}"LEFT$(D$,15);LEFT$(R$,5
    );"############"
126 PRINT"{HOME}";LEFT$(R$,21);:FORI=1TO
    18:PRINT"{DOWN}%{LEFT}";:NEXT
127 PRINT"{HOME}";LEFT$(R$,17);LEFT$(D$,
    5);:FORI=1TO10:PRINT"%{DOWN}{LEFT}";
    :NEXT
129 RETURN
130 PRINT"{HOME}";LEFT$(R$,8);"{DOWN}$$$
    $$${DOWN}{6 LEFT}M%{2 SPACES}'N
    {DOWN}{5 LEFT}####":RETURN
135 PRINT"{HOME}";LEFT$(D$,16);LEFT$(R$,
    9);"$$$${DOWN}{5 LEFT}N%{2 SPACES}'M
    {DOWN}{6 LEFT}######":RETURN
140 PRINT"{HOME}";LEFT$(D$,7);"{RIGHT}";
    :FORI=1TO11:PRINT"'{DOWN}{LEFT}";:NE
    XT:PRINT"{RIGHT}{3 UP}$:"
141 PRINT"{HOME}";LEFT$(D$,9);"{2 RIGHT}
    #P";:FORI=1TO5:PRINT"{DOWN}{LEFT}'";
    :NEXT
142 PRINT"{HOME}";LEFT$(D$,7);"{2 RIGHT}
    M{DOWN}M":RETURN
145 PRINT"{HOME}";LEFT$(D$,7);LEFT$(R$,9
    );"$$$${DOWN}{5 LEFT}'M$$N%";:FORI=1
    TO5
146 PRINT"{DOWN}{6 LEFT}' %' %";:NEXT:PR
    INT"{DOWN}{6 LEFT}'N##M%":RETURN
150 PRINT"{HOME}";LEFT$(D$,7);LEFT$(R$,1
    9);"N%{DOWN}{3 LEFT}N %{DOWN}
    {3 LEFT}O#%";:FORI=1TO5
151 PRINT"{DOWN}{3 LEFT}% %";:NEXT:PRINT
    "{DOWN}{3 LEFT}L$%{DOWN}{LEFT}%
    {DOWN}{LEFT}%":RETURN
```


Use the handy reader service cards in the back of the magazine for information on products advertised in

COMPUTE!

If our word processing software is so great, why are we giving it away?



It's our way of introducing you to DATA 20.

As the leader in price/performance peripherals for Commodore 64™ and VIC 20,™ we want you as a loyal customer. So to encourage you to sample our add-ons, we're giving away our WORD MANAGER software when you purchase any DATA 20 DISPLAY MANAGER or VIDEO PAK to expand your Commodore to 80 columns.



What's so great about WORD MANAGER?

The table tells the tale. This DATA 20 exclusive gives you powerful features found only on the most expensive word processing systems including mail merge, block move, search and replace. And we've written our word processing in machine language for fast execution and low memory requirements.

Compare the Top Three	Mail Merge	Feature Strip	Works with Any Printer*	Tape & Disk Capabilities	Full Screen Editing	80-Column Format
WORD MANAGER	•	•	•	•	•	•
WordPro®	—	—	—	—	•	—
Quick Brown Fox™	—	—	•	—	—	•

*Most standard serial or parallel printers require interface, not supplied.

Best of all, WORD MANAGER is exceptionally easy to use. A self-adhesive feature strip for function keys makes most commands one-key simple, eliminating awkward prompts and menus.

What you see is what you print.

With our professional 80-column format, your printed product duplicates screen output precisely. You see centering, left justification and other features as they will print. So you'll save time, save paper, and get the exact results you want!



WORD MANAGER is really something—for nothing! Get it free with your DISPLAY MANAGER or VIDEO PAK from DATA 20. See your dealer or write: DATA 20 CORPORATION, 23011 Moulton Parkway, Suite B10, Laguna Hills, CA 92653.

DATA 20 CORPORATION

Price/Performance Peripherals

Commodore 64 and VIC 20 are trademarks of Commodore Electronics, Ltd.
Quick Brown Fox is a trademark of Quick Brown Fox.
WordPro is a registered trademark of Professional Software, Inc.

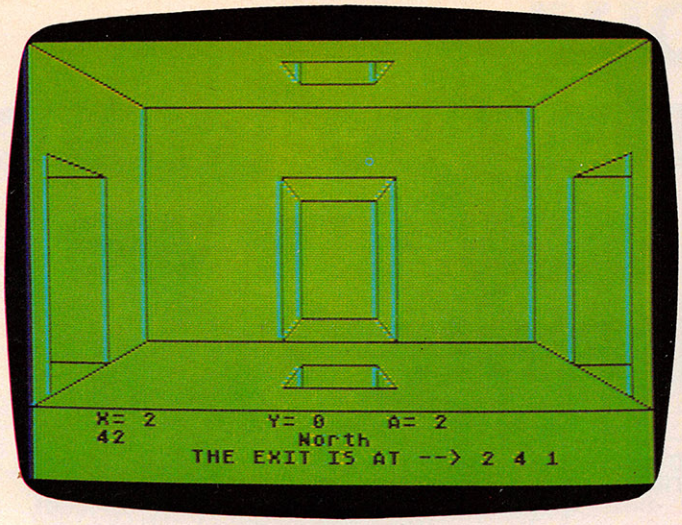

"Caves of Ice" Atari version.

Program 3: Caves Of Ice — Atari Version

```
10 GOTO 100
15 L=PEEK(708):POKE 708,PEEK(710):PO
   KE 710,L
16 B=B+AB:IF B=1 OR B=5 THEN AB=AB*-
   1
17 T=T+INT(RND(0)*3-1):IF T<1 THEN T
   =5
18 IF T>5 THEN T=1
20 SPOT=6*X+30*Y+150*A+I:RETURN
30 COLOR 1
32 ? #6;"{CLEAR}":PLOT 0,0:DRAWTO 59
   ,29:DRAWTO 59,129:DRAWTO 259,129:
   DRAWTO 259,29:DRAWTO 59,29:PLOT 3
   19,0:DRAWTO 259,29
35 PLOT 319,159:DRAWTO 259,129:PLOT
   0,159:DRAWTO 59,129:PLOT 0,159:DR
   AWTO 319,159:SETCOLOR 2,A+11,10:R
   ETURN
40 PLOT 129,9:DRAWTO 189,9:DRAWTO 17
   9,19:DRAWTO 139,19:DRAWTO 129,9:P
   LOT 139,9:DRAWTO 139,19:PLOT 179,
   9:DRAWTO 179,19
45 RETURN
50 PLOT 129,149:DRAWTO 189,149:DRAWT
   O 179,139:DRAWTO 139,139:DRAWTO 1
   29,149:PLOT 139,139:DRAWTO 139,14
   9
55 PLOT 179,139:DRAWTO 179,149:RETUR
   N
60 PLOT 279,59:DRAWTO 309,49:DRAWTO
   309,154:DRAWTO 279,139:DRAWTO 279
   ,59:DRAWTO 309,59:PLOT 279,139
65 DRAWTO 309,139:RETURN
70 PLOT 9,49:DRAWTO 39,59:DRAWTO 39,
   139:DRAWTO 9,154:DRAWTO 9,49:PLOT
    9,59:DRAWTO 39,59:PLOT 9,139
75 DRAWTO 39,139:RETURN
80 PLOT 129,59:DRAWTO 189,59:DRAWTO
   189,129:DRAWTO 129,129:DRAWTO 129
   ,59:DRAWTO 139,69:DRAWTO 179,69
82 DRAWTO 179,119:DRAWTO 139,119:DRA
   WTO 139,69:PLOT 179,69:DRAWTO 189
   ,59:PLOT 189,129:DRAWTO 179,119:P
   LOT 129,129
85 DRAWTO 139,119:RETURN
90 RETURN
100 DIM A$(750),G$(1),FC(4,6),SC$(20
    0):A$(750)="0":FOR I=20 TO 192 S
    TEP 11:SC$(I)="->YOU WIN<-":NEXT
     I
101 SC$(1,19)="{19 SPACES}":SC$(LEN(S
    C$)+1)="{10 SPACES}"
102 GOSUB 3000
105 FOR FC=1 TO 4:FOR I=1 TO 6:READ
    A:FC(FC,I)=A:NEXT I:NEXT FC
107 X=0
109 Y=0
110 A=0
115 GOSUB 250
120 IF RND(0)<0.7 AND A<4 THEN I=1:G
    OSUB 20:A$(SPOT,SPOT)="X"
130 IF RND(0)<0.7 AND X<4 THEN I=3:G
    OSUB 20:A$(SPOT,SPOT)="X"
140 IF RND(0)<0.7 AND Y<4 THEN I=5:G
    OSUB 20:A$(SPOT,SPOT)="X"
150 IF A>0 THEN A=A-1:I=1:GOSUB 20:A
    =A+1:IF A$(SPOT,SPOT)="X" THEN I
    =2:GOSUB 20:A$(SPOT,SPOT)="X"
160 IF X>0 THEN X=X-1:I=3:GOSUB 20:X
    =X+1:IF A$(SPOT,SPOT)="X" THEN I
    =4:GOSUB 20:A$(SPOT,SPOT)="X"
170 IF Y>0 THEN Y=Y-1:I=5:GOSUB 20:Y
    =Y+1:IF A$(SPOT,SPOT)="X" THEN I
    =6:GOSUB 20:A$(SPOT,SPOT)="X"
190 A=A+1:IF A<5 THEN 115
191 Y=Y+1:IF Y<5 THEN 110
192 X=X+1:IF X<5 THEN 109
193 SOUND 0,0,0,0:SOUND 1,0,0,0
195 GOTO 300
200 GOSUB 30:FOR Q=1 TO 6:I=Q
210 GOSUB 20:IF A$(SPOT,SPOT)<>"X" T
    HEN 230
215 I=FC(F,Q)
220 ON I GOSUB 40,50,60,70,80,90
230 NEXT Q:RETURN
250 L=PEEK(708):POKE 708,PEEK(709):P
    OKE 709,PEEK(710):POKE 710,L
255 SOUND 0,BASS(O,B),10,10:SOUND 1,
    TREBLE(O,T),10,14
260 B=B+AB:IF B=1 THEN O=O+1:AB=1:IF
     O=4 THEN O=1
270 IF B=5 THEN AB=AB*-1
280 T=T+INT(RND(0)*3-1):IF T>5 THEN
    T=1
290 IF T<1 THEN T=5
295 RETURN
300 OPEN #1,4,0,"K:"
305 GRAPHICS 8
310 X=INT(RND(0)*5)
315 Y=INT(RND(0)*5)
320 A=INT(RND(0)*5)
330 I=INT(RND(0)*6+1):ON I GOTO 335,
    340,345,350,355,360
335 A=4:GOTO 370
340 A=0:GOTO 370
345 X=4:GOTO 370
350 X=0:GOTO 370
355 Y=4:GOTO 370
360 Y=0
370 GOSUB 20:A$(SPOT,SPOT)="X":SX=X:
    SY=Y:SA=A
375 X=INT(RND(0)*5)
380 Y=INT(RND(0)*5)
385 A=INT(RND(0)*5)
390 POKE 19,0:POKE 20,0
400 POKE 752,1:SETCOLOR 1,0,0
410 F=1:GOSUB 200
420 SETCOLOR 1,0,0
500 IF PEEK(764)=255 THEN 1000
510 GET #1,G:G$=CHR$(G)
```

GIVE THE WORLD'S GREATEST SLUGGERS A PIECE OF YOUR MIND.



Presenting two strategy sports games from SSI: COMPUTER BASEBALL™ & RINGSIDE SEAT™

Already voted the "1982 BEST COMPUTER SPORTS GAME" in its Apple® format by a leading games magazine, COMPUTER BASEBALL is now available for the Commodore®64.

As the most advanced and realistic simulation of baseball, it lets you manage any major-league team you like, giving you over 25 options with which to direct your players.

Complete data for over 20 historical AL and NL teams are provided so you can re-create immemorable games of the past or play out hypothetical matchups. Imagine the thrill of pitting the '27 Yankees against the '75 Reds! You can even enter your own player statistics and create a team to your specifications.

Best of all, to get all this detailed realism, you don't have to give up on speed and excitement. The action onscreen is kept at a fast pace to make you feel like you're actually playing in the ballpark! After all, that's how COMPUTER BASEBALL got to be recognized for what it is — the best.

See it today at your nearest computer/game/software store!

RINGSIDE SEAT packs all the right punches to make it the uncontested heavyweight champion of boxing games. It lets you set up your own championship matches, choosing from among fifty of the best fighters of all time.

Now you can answer all the intriguing questions in boxing: Who really was the greatest? Could Joe Louis outwit Muhammed Ali? Could Jack Dempsey outslug Larry Holmes?

RINGSIDE SEAT recreates every champion's authentic style and the strength, speed and stamina he had in his prime. As his manager, you tell him how to fight: stick and move, cover up, go for the knockout. The semi-animated Hi-Res color display shows you the fight in the ring as it happens, blow-by-blow, round-by-round.

This two-player and computer-as-opponent game also allows you to make up your own fighters by rating them for style, speed, aggressiveness, strength and a dozen other factors.

RINGSIDE SEAT. It not only lets you tell the great sluggers of the world how to fight, it makes them listen to you!

COMPUTER BASEBALL ($39.95) comes on 64K disk for the Commodore® 64. Also on 48K disk for the Apple® II. Coming soon for the IBM® PC.

RINGSIDE SEAT ($39.95) comes on 64K disk for the Commodore® 64 or on 48K disk for the Apple® II with Applesoft ROM, II+, IIe, or Apple III.

STRATEGIC SIMULATIONS INC

If there are no convenient stores near you, VISA and Mastercard holders can order direct by calling **800-227-1617, ext. 335 (toll free).** In California, call 800-772-3545, ext. 335.

To order by mail, send your check to: **Strategic Simulations Inc,** 883 Stierlin Road, Bldg. A-200, Mountain View, CA 94043. (California residents, add 6.5% sales tax.)

WRITE FOR A FREE COLOR CATALOG OF ALL OUR GAMES.

APPLE, IBM, and COMMODORE are the registered trademarks of Apple Computer Inc, International Business Machines, and Commodore Electronics Ltd., respectively.

```
515 D=0
520 IF G$="U" THEN D=1
525 IF G$="*" THEN TELLIT=1
530 IF G$="D" THEN D=2
535 IF G$="?" THEN SHOWIT=1
540 IF G$="E" THEN D=3
545 TRAP 545:IF G$="F" THEN ? "
    {CLEAR}{DOWN}":INPUT FB:IF FB<5
    AND FB>0 THEN F=FB:GOSUB 200:GOT
    O 1000
550 IF G$="W" THEN D=4
560 IF G$="N" THEN D=5
570 IF G$="S" THEN D=6
575 IF D<1 OR D>7 THEN 500
580 I=D:GOSUB 20
590 IF A$(SPOT,SPOT)<>"X" THEN GOSUB
     900:GOTO 1000
600 ON D GOTO 605,610,615,620,625,63
    0
605 A=A+1:GOTO 640
610 A=A-1:GOTO 640
615 X=X+1:GOTO 640
620 X=X-1:GOTO 640
625 Y=Y+1:GOTO 640
630 Y=Y-1
640 IF A<0 OR A>4 OR X<0 OR X>4 OR Y
    <0 OR Y>4 THEN 2000
650 GOSUB 200
660 GOTO 1000
900 FOR Q=1 TO 4:CC=(CC=0)*14:POKE 7
    10,CC:SOUND 0,CC*7+60,CC,10:FOR
    W=1 TO 10:NEXT W:NEXT Q
910 SOUND 0,0,0,0:SETCOLOR 2,A+11,10
    :SETCOLOR 1,0,0:RETURN
1000 TRAP 40000:GOSUB 1400:GOSUB 130
     0:IF TIME2=TIME THEN GOTO 500
1005 POKE 657,4:POKE 656,1:? "
     {3 SPACES}{3 LEFT}";TIME:TIME2=
     TIME:IF TELLIT=0 THEN 500
1010 POKE 656,0:POKE 657,4:? "X= ";X
     ;"{TAB}Y= ";Y;"{TAB}A= ";A;:IF
     SHOWIT=0 THEN 500
1020 SHOWIT=0:POKE 656,2:POKE 657,10
     :? "THE EXIT IS AT --> ";SX;" "
     ;SY;" ";SA;:GOTO 500
1300 TIME=INT(4.25*PEEK(19)+PEEK(20)
     /60):RETURN
1400 POKE 657,17:POKE 656,1:ON F GOS
     UB 1405,1410,1415,1420:RETURN
1405 ? "North":RETURN
1410 ? "South":RETURN
1415 ? "East":RETURN
1420 ? "West":RETURN
2000 GRAPHICS 2+16:SETCOLOR 1,4,12:S
     ETCOLOR 2,15,8:SETCOLOR 3,10,4:
     SETCOLOR 0,0,15
2005 C=1
2010 FOR I=1 TO 18
2020 C=C+1:IF C>3 THEN C=1
2030 ON C GOTO 2032,2035,2037
2032 COLOR 10:GOTO 2040
2035 COLOR 170:GOTO 2040
2037 COLOR 138:GOTO 2040
2040 PLOT I,0:PLOT I,11
2043 TRAP 2050
2045 PLOT 0,I:PLOT 19,I
2050 NEXT I
2055 POSITION 0,0:? #6;"{J}":POSITIO
     N 19,0:? #6;"{■}"
2060 POSITION 5,2:? #6;"YOU ESCAPED"
2065 POSITION 4,3:? #6;"■AVES ■F ■CE"
2070 POSITION 4,7:? #6;"IN ";TIME;"
     SECONDS"
2080 POSITION 5,9:? #6;"HIT ANY KEY"
2090 I=1
2100 L=PEEK(709):POKE 709,PEEK(710):
     POKE 710,PEEK(711):POKE 711,L
2105 GOSUB 255:POSITION 1,5:? #6;SC$
     (I,I+17):I=I+1:IF I>180 THEN I=
     1
2107 IF PEEK(764)<>255 THEN 2200
2110 FOR W=1 TO 15:NEXT W:GOTO 2100
2200 POKE 764,255:GRAPHICS 0:POSITIO
     N 4,4:SOUND 0,0,0,0:SOUND 1,0,0
     ,0
2210 ? "PLAY AGAIN ";:INPUT A$
2220 IF A$(1,1)="Y" THEN RUN
2230 END
3000 GRAPHICS 18
3010 POSITION 7,4:PRINT #6;"■AVES"
3020 POSITION 6,7:PRINT #6;"of  ice"
3030 COLOR 138
3040 PLOT 1,1:DRAWTO 18,1
3050 DRAWTO 18,10:DRAWTO 1,10:DRAWTO
      1,1
3060 AB=1
3070 DIM BASS(3,5),TREBLE(3,5)
3080 RESTORE 3100
3090 FOR I=1 TO 3:FOR T=1 TO 5:READ
     B,TR:BASS(I,T)=B:TREBLE(I,T)=TR
     :NEXT T:NEXT I:T=1:B=1:O=1:RETU
     RN
3100 DATA 243,121,193,96,162,81,144,
     72,136,68
3110 DATA 182,91,144,72,121,60,108,5
     3,102,50
3120 DATA 162,81,128,64,108,53,96,47
     ,91,45
3130 DATA 1,2,3,4,5,6,1,2,4,3,6,5,1,
     2,5,6,4,3,1,2,6,5,3,4
```

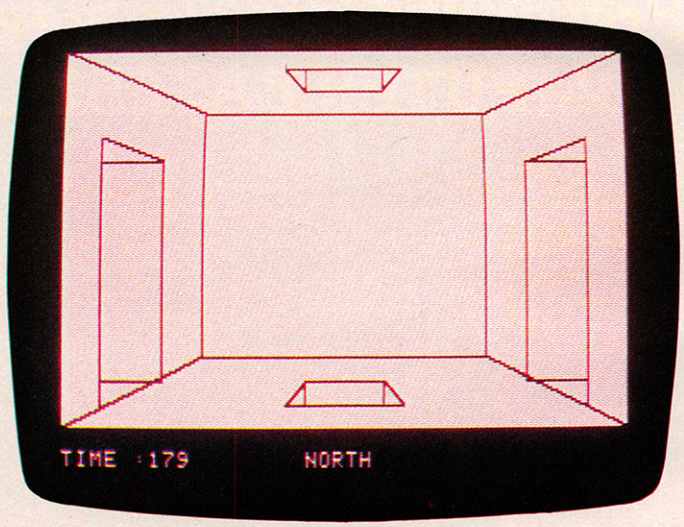

A room with four possible exits. Apple version of "Caves of Ice."

Program 4: Caves Of Ice — Apple Version

```
1  DATA  201,84,208,15,32,177,0,32,248,
     230,138,72,32,183,0,201,44,240,3,7
     6,201,222,32,177,0,32,248,230
2  FOR I = 768 TO 833: READ P: POKE I,P
     : NEXT I
3  DATA  104,134,3,134,1,133,0,170,160,
     1,132,2,173,48,192,136,208,4,198
4  DATA  1,240,7,202,208,246,166,0,208,
```



GWENDOLYN.

THERE ARE SOME THINGS YOU KEEP SEARCHING FOR, BEYOND REASON.

Kidnapped in revenge and locked in hatred somewhere deep beneath your castle, is your princess.

Gwendolyn.

The prosperity of your kingdom, the end of a bitter feud, your very future depend on finding her.

You swear that no obstacle can stop you. But the high-resolution, 3-D graphics, animation and sound effects make the obstacles that await you more formidable than you can imagine.

And with over ninety different screens and two full sides of play, those obstacles and the decisions you must make can appear endless. In fact, you may have to endure hours of searching to rescue Gwendolyn.

But for her, you would endure anything, wouldn't you?

Gwendolyn—a non-violent, intermediate graphic adventure game, written by Marc Russell Benioff, Atari 40K Disk $27.95, Artworx Software Co., Inc., 150 N. Main St., Fairport, N.Y. 14450. For a free catalog of Artworx Software for the Atari, Apple, VIC-20 & Commodore 64 computers, write or call 800-828-6573.

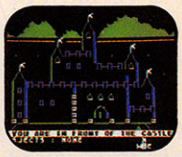



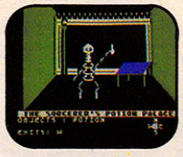

These are just three of over ninety exciting screens.

Artworx®

So you can play.

Atari, Apple, VIC-20 & Commodore 64 are registered trademarks.

Atari And Apple Versions

Robert Tsuk

When I received Marv Bunker's letter, I agreed a version should be made available for Commodore owners. Also, as an Atari owner, I wanted to include a version for that computer, too. The lack of dimensioned string variables on the Atari made it tricky, but, as evidenced by Program 3, it was successfully adopted.

If you find the game too challenging, the Atari and Apple versions have several features not found in the Commodore version which may be of assistance. If you type an * the program will tell you your location in the maze. You are given your X and Y coordinates (0-4) on the current level, and a value for A, which indicates which level (0-4) you are currently on. If you get really lost, you can find your location by typing the *, then a ?. The program will briefly display the X, Y, and A coordinates of the exit. But remember, using the ? is frowned upon unless you're really lost.

As in the Commodore version, you move through the maze by typing the N, S, E, W, U, and D keys to specify the direction of movement. However, if you type F to change the direction you are facing, you must then type a number instead of a letter to specify the new direction you wish to face. You'll need to remember that N=1, S=2, E=3, and W=4.

The Apple version of Caves of Ice (Program 4), the original Quinti-Maze, uses almost 48K. It includes a SAVE the game feature. Special attention must be paid to the first five lines and the data therein, as a mistake in the data will cause a crash in line 167.

The Atari version uses just over 16K. Although it has no SAVE the game feature, it has some pretty flashy graphics and sound.

```
     239,165,3,133,1,198,2,208,241,96
5   POKE 1013,76: POKE 1014,0: POKE 1015
     ,3
10   TEXT : HOME
90   GOSUB 2000
100   DIM FC(5,7): DIM FC$(5)
105 FC$(1) = "NORTH":FC$(2) = "SOUTH":F
     C$(3) = "EAST":FC$(4) = "WEST"
110   FOR B = 1 TO 4: FOR I = 1 TO 6: READ
     FC(B,I): NEXT : NEXT
115   GOTO 155
120   HPLOT 0,0 TO 279,0 TO 279,159 TO 0
     ,159 TO 0,0 TO 69,29 TO 209,29 TO
     209,129 TO 69,129 TO 69,29: HPLOT
     209,29 TO 279,0: HPLOT 209,129 TO
     279,159: HPLOT 69,129 TO 0,159: RETURN
125   RETURN
130   HPLOT 109,9 TO 169,9 TO 159,19 TO
     119,19 TO 109,9: HPLOT 119,19 TO 1
     19,9: HPLOT 159,19 TO 159,9: RETURN
135   HPLOT 119,139 TO 159,139 TO 169,14
     9 TO 109,149 TO 119,139: HPLOT 119
     ,139 TO 119,149: HPLOT 159,139 TO
     159,149: RETURN
140   HPLOT 19,39 TO 49,49 TO 49,139: HPLOT
     19,149 TO 19,39: HPLOT 19,139 TO 4
     9,139: HPLOT 19,49 TO 49,49: RETURN
145   HPLOT 119,59 TO 159,59 TO 159,129 TO
     119,129 TO 119,59 TO 129,69 TO 149
     ,69 TO 149,119 TO 129,119 TO 129,6
     9: HPLOT 149,69 TO 159,59: HPLOT 1
     49,119 TO 159,129: HPLOT 129,119 TO
     119,129: RETURN
150   HPLOT 229,49 TO 259,39 TO 259,149:
      HPLOT 229,139 TO 229,49: HPLOT 22
     9,49 TO 259,49: HPLOT 229,139 TO 2
     59,139: RETURN
155   DIM S$(6,6)
160   INPUT "RESTART OLD MAZE ";Y$: IF  LEFT$
     (Y$,1) = "Y" THEN 1360
165   FOR A = 1 TO 5: FOR X = 1 TO 5: FOR
     Y = 1 TO 5
167   & T10 * A + 10 * X + 10 * Y,10
170   IF A <  > 5 AND  RND (1) < .80 THEN
     S$(X,A) = S$(X,A) + "0": GOTO 180
175 S$(X,A) = S$(X,A) + "X"
180   IF  MID$ (S$(X,A - 1),(Y - 1) * 6 +
     1,1) = "0" THEN S$(X,A) = S$(X,A) +
     "0": GOTO 190
185 S$(X,A) = S$(X,A) + "X"
190   IF Y - 2 < 0 THEN 200
195   IF  MID$ (S$(X,A),(Y - 2) * 6 + 4,
     1) = "0" THEN S$(X,A) = S$(X,A) +
     "0": GOTO 205
200 S$(X,A) = S$(X,A) + "X"
205   IF Y <  > 5 AND  RND (1) < .8 THEN
     S$(X,A) = S$(X,A) + "0": GOTO 215
210 S$(X,A) = S$(X,A) + "X"
215   IF X <  > 5 AND  RND (1) < .8 THEN
     S$(X,A) = S$(X,A) + "0": GOTO 225
220 S$(X,A) = S$(X,A) + "X"
225   IF  MID$ (S$(X - 1,A),(Y - 1) * 6 +
     5,1) = "0" THEN S$(X,A) = S$(X,A) +
     "0": GOTO 235
230 S$(X,A) = S$(X,A) + "X"
235   NEXT : NEXT : NEXT
240 X =  INT ( RND (1) * 3) + 2:Y =  INT
     ( RND (1) * 3) + 2:A =  INT ( RND
     (1) * 3) + 2
245 RD =  INT ( RND (1) * 6) + 1: ON RD
      GOTO 250,255,260,265,270,275
250 A = 5:P1$ =  LEFT$ (S$(X,A),(Y - 1)
      * 6):L = 29 -  LEN (P1$):P2$ =  RIGHT$
     (S$(X,A),L):S$(X,A) = P1$ + "0" +
     P2$: GOTO 280
255 A = 1:P1$ =  LEFT$ (S$(X,A),(Y - 1)
      * 6 + 1):L = 29 -  LEN (P1$):P2$ =
      RIGHT$ (S$(X,A),L):S$(X,A) = P1$ +
     "0" + P2$: GOTO 280
260 Y = 5:P1$ =  LEFT$ (S$(X,A),(Y - 1)
      * 6 + 3):L = 29 -  LEN (P1$):P2$ =
      RIGHT$ (S$(X,A),L):S$(X,A) = P1$ +
     "0" + P2$: GOTO 280
265 Y = 1:P1$ =  LEFT$ (S$(X,A),(Y - 1)
      * 6 + 2):L = 29 -  LEN (P1$):P2$ =
      RIGHT$ (S$(X,A),L):S$(X,A) = P1$ +
```

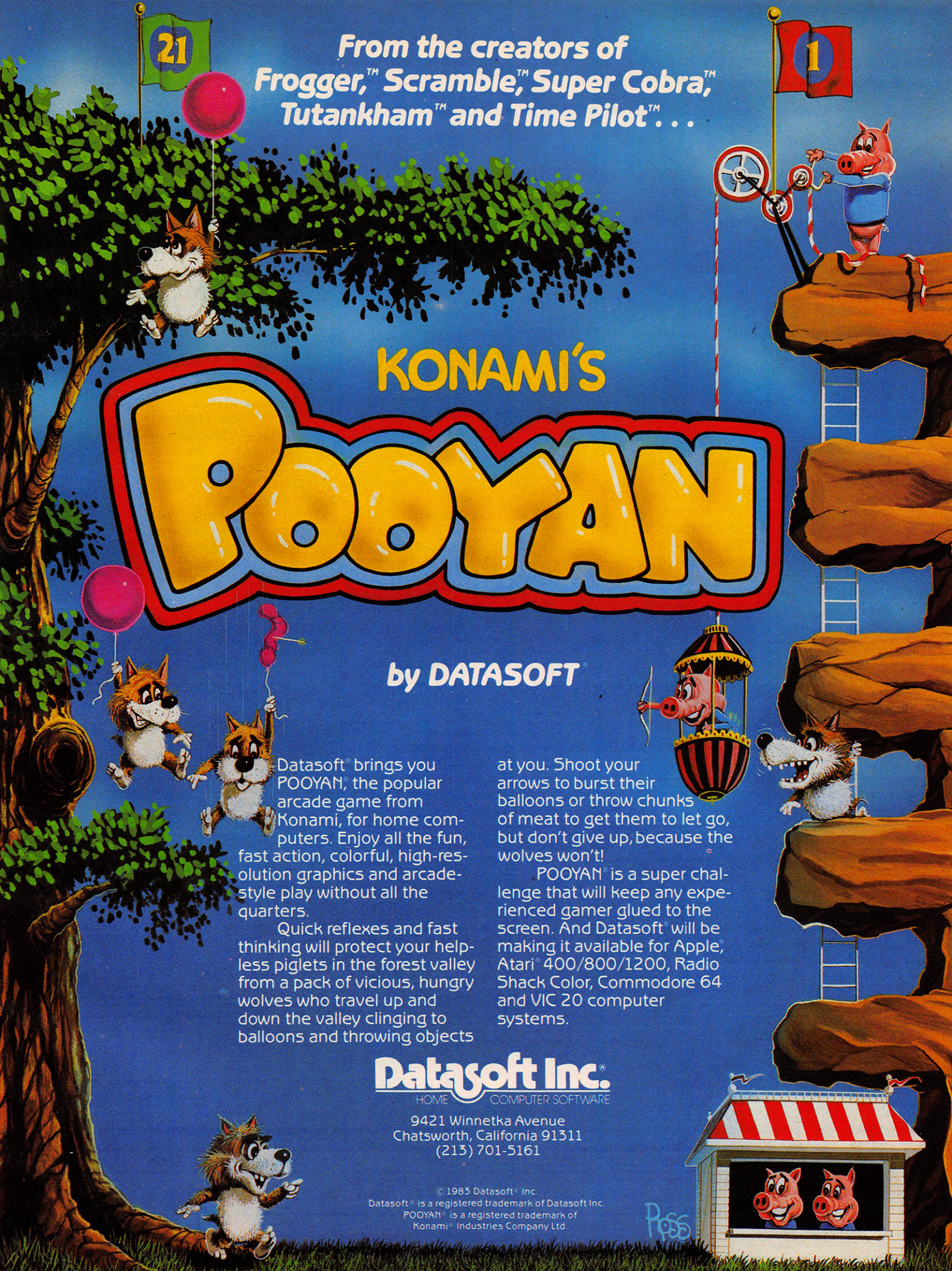
From the creators of Frogger,™ Scramble,™ Super Cobra,™ Tutankham™ and Time Pilot™. . .
21
1
KONAMI'S
POOYAN
by DATASOFT
Datasoft® brings you POOYAN®, the popular arcade game from Konami, for home computers. Enjoy all the fun, fast action, colorful, high-resolution graphics and arcade-style play without all the quarters.
Quick reflexes and fast thinking will protect your helpless piglets in the forest valley from a pack of vicious, hungry wolves who travel up and down the valley clinging to balloons and throwing objects at you. Shoot your arrows to burst their balloons or throw chunks of meat to get them to let go, but don't give up, because the wolves won't!
POOYAN® is a super challenge that will keep any experienced gamer glued to the screen. And Datasoft® will be making it available for Apple®, Atari® 400/800/1200, Radio Shack Color, Commodore 64 and VIC 20 computer systems.
Datasoft Inc.®
HOME COMPUTER SOFTWARE
9421 Winnetka Avenue
Chatsworth, California 91311
(213) 701-5161
©1983 Datasoft® Inc.
Datasoft® is a registered trademark of Datasoft Inc.
POOYAN® is a registered trademark of
Konami® Industries Company Ltd.

```
      "0" + P2$: GOTO 280
270 X = 5:P1$ =  LEFT$ (S$(X,A),(Y - 1)
      * 6 + 4):L = 29 -  LEN (P1$):P2$ =
      RIGHT$ (S$(X,A),L):S$(X,A) = P1$ +
     "0" + P2$: GOTO 280
275 X = 1:P1$ =  LEFT$ (S$(X,A),(Y - 1)
      * 6 + 5):L = 29 -  LEN (P1$):P2$ =
      RIGHT$ (S$(X,A),L):S$(X,A) = P1$ +
     "0" + P2$: GOTO 280
280 SX = X:SY = Y:SA = A
290  VTAB 23: PRINT "HIT ANY KEY TO STA
     RT"
300  IF  PEEK ( - 16384) < 127 THEN 300
310  POKE  - 16368,0
1000 X =  INT ( RND (1) * 5) + 1:Y =  INT
     ( RND (1) * 5) + 1:A =  INT ( RND
     (1) * 5) + 1:FC = 1: GOTO 1220
1010  HOME : VTAB 22: HTAB 18: PRINT FC
     $(FC):A$ = "":D = 0: IF LS = 1 THEN
      PRINT X,Y,A
1020  VTAB 22: PRINT "TIME :";T: FOR TI
     ME = 1 TO 80
1025  IF  PEEK ( - 16384) > 127 THEN 10
     30
1027  NEXT :T = T + 1: VTAB 22: PRINT "
     TIME :";T: GOTO 1020
1030  GET A$
1035  IF A$ = "*" THEN LS = 1
1040  IF A$ = "Q" THEN 1300
1050  IF A$ = "U" THEN D = 1
1060  IF A$ = "D" THEN D = 2
1070  IF A$ = "N" THEN D = 3
1080  IF A$ = "S" THEN D = 4
1090  IF A$ = "E" THEN D = 5
1100  IF A$ = "?" THEN 1290
1110  IF A$ = "W" THEN D = 6
1120  IF A$ = "F" THEN  GOTO 1280
1130  IF D = 0 THEN 1010
1135 T = T + 1
1140  IF  MID$ (S$(X,A),(Y - 1) * 6 + D
     ,1) <  > "0" THEN  PRINT  CHR$ (7)
     : GOTO 1010
1150  ON D GOTO 1160,1170,1180,1190,120
     0,1210
1160 A = A + 1: GOTO 1220
1170 A = A - 1: GOTO 1220
1180 Y = Y - 1: GOTO 1220
1190 Y = Y + 1: GOTO 1220
1200 X = X + 1: GOTO 1220
1210 X = X - 1: GOTO 1220
1220  IF X > 5 OR X < 1 OR Y > 5 OR Y <
     1 OR A > 5 OR A < 1 THEN  PRINT "Y
     OU WIN": & T100,100: & T100,50: &
     T100,50: & T75,66: & T100,66: & T7
     5,66: & T60,255: GOTO 3000
1230  HGR : HCOLOR= 3: HPLOT 0,0: CALL
     62454: HCOLOR= 0: GOSUB 120
1240  FOR I = 1 TO 6: IF  MID$ (S$(X,A)
     ,(Y - 1) * 6 + I,1) = "X" THEN  NEXT
     : GOTO 1010
1250 R = FC(FC,I) + 1
1260  HCOLOR= 0: ON R GOSUB 125,130,135
     ,140,145,150
1270  NEXT : GOTO 1010
1280  INPUT "WHAT FACING 1-N 2-S 3-E 4-
     W";FC: IF FC < 1 OR FC > 4 THEN 128
1285  GOTO 1220
1290  INVERSE : HTAB 18: PRINT SX;"  ";
     SY;"  ";SA: NORMAL : GOTO 1220
1300  PRINT "DO YOU WANT TO SAVE THIS M
     AZE": INPUT Y$: IF  LEFT$ (Y$,1) <
     > "Y" THEN  GOTO 3000
1310  INPUT "WHAT DO YOU WANT TO CALL I
     T ";N$
1320 D$ =  CHR$ (4)
1330  PRINT D$;"OPEN OLD MAZE/";N$: PRINT
     D$;"WRITE OLD MAZE/";N$
1340  FOR A1 = 1 TO 5: FOR X1 = 1 TO 5:
      PRINT S$(X1,A1): NEXT : NEXT : PRINT
     X: PRINT Y: PRINT A: PRINT T: PRINT FC
1350  PRINT D$;"CLOSE OLD MAZE/";N$: GOTO
     3000
1360  INPUT "WHAT IS ITS NAME ";N$
1370 D$ =  CHR$ (4)
1380  PRINT D$;"OPEN OLD MAZE/";N$: PRINT
     D$;"READ OLD MAZE/";N$
1390  FOR A1 = 1 TO 5: FOR X1 = 1 TO 5:
      INPUT S$(X1,A1): NEXT : NEXT : INPUT
     X: INPUT Y: INPUT A: INPUT T: INPUT FC
1400  PRINT D$;"CLOSE OLD MAZE/";N$: GOTO
     1220
2000  VTAB 12: HTAB 18: INVERSE : PRINT
     "MAZE": NORMAL : VTAB 22: INPUT "D
     O YOU WANT INSTRUCTIONS ";Y$: IF  LEFT$
     (Y$,1) <  > "Y" THEN  RETURN
2010  HOME : PRINT "THE OBJECT OF MAZE
     IS TO FIND YOUR WAY": PRINT : PRINT
     "OUT OF A 5X5X5 CUBIC MAZE. IN ONE
      OF THE": PRINT "ROOMS THERE IS AN
      EXIT OUT OF THE MAZE."
2020  PRINT : PRINT "YOU MUST TRY TO FI
     ND IT IN AS FEW TURNS ": PRINT "AS
      POSSIBLE. THE COMMANDS ARE  :"
2030  PRINT : HTAB 6: INVERSE : PRINT "
     U";: NORMAL : PRINT "-UP";: HTAB 1
     7: INVERSE : PRINT "S";: NORMAL : PRINT
     "-SOUTH"
2040  PRINT : HTAB 6: INVERSE : PRINT "
     D";: NORMAL : PRINT "-DOWN";: HTAB
     17: INVERSE : PRINT "E";: NORMAL :
      PRINT "-EAST"
2050  PRINT : HTAB 6: INVERSE : PRINT "
     N";: NORMAL : PRINT "-NORTH";: HTAB
     17: INVERSE : PRINT "W";: NORMAL :
      PRINT "-WEST"
2060  PRINT : HTAB 6: INVERSE : PRINT "
     Q";: NORMAL : PRINT "-QUIT";: HTAB
     17: INVERSE : PRINT "F";: NORMAL :
      PRINT "-CHANGE FACING"
2070  VTAB 23: PRINT "HIT ";: INVERSE :
      PRINT "SPACE";: NORMAL : PRINT "
     FOR MORE"
2080  IF  PEEK ( - 16384) < 127 THEN 2080
2090  POKE  - 16368,0: HOME : INVERSE :
      PRINT "F";: NORMAL : PRINT " WILL
      COME BACK WITH A QUESTION AS TO":
      PRINT : PRINT "WHICH FACING YOU W
     ISH.HIT ONLY ONE KEY": PRINT : PRINT
     "AND ";: INVERSE : PRINT "RETURN":
      NORMAL
2100  PRINT : PRINT "PLEASE WAIT WHILE
     IT SETS UP THE MAZE": PRINT : PRINT
     : RETURN
3000  TEXT : HOME : VTAB 5: HTAB 12: PRINT
     "CONGRATULATIONS !"
3010  PRINT : PRINT  TAB( 7)"YOU HAVE F
     INISHED THE MAZE IN ": PRINT  TAB(
     7)T;" SECONDS"
3030  INPUT "DO YOU WANT TO PLAY AGAIN
     ? ";Y$
3040  IF  LEFT$ (Y$,1) = "Y" THEN  RUN
9999  NORMAL
10000  DATA      1,2,4,0,5,3,1,2,0,4,3,5
     ,1,2,3,5,4,0,1,2,5,3,0,4
```

©

BECOME AN INTREPID SPACE ADVENTURER . . .



by William Muk
CoCo version by Roger Schrag
Apple version by Gordon Eastman
Atari and Commodore 64 version by John Anderson

Far beyond the known galaxies, you venture deep into the vast reaches of outer space. But you are not alone! In a flash, without so much as a how-do-ya-do, they're in hot pursuit and you're left to do before you're done unto. **Can** you elude your pursuers? **Will** you elude your pursuers? And who ***are*** these guys anyway? Find the answers to these and other compelling questions in AREX. See your dealer today!

AREX . . . Coin-op arcade realism at home for 1 to 2 players.

AREX

APPLE 48K DISK	042-0172	$34.95
ATARI 16K TAPE	160-0172	$34.95
ATARI 16K DISK	162-0172	$34.95
CoCo 16K TAPE	060-0172	$34.95
COMMODORE 64	160-0172	$34.95
COMMODORE 64	162-0172	$34.95
IBM 64K DISK	132-0172	$34.95
TRS-80 16K TAPE Model 1 & 3	010-0172	$34.95
TRS-80 32K DISK Model 1 & 3	012-0172	$34.95

. . . OR FLY HIGH IN THE WORLD OF HIGH FINANCE

by George Schwenk
TRS-80 version by Dave Simmons
CoCo version by Roger Schrag

"Yas, after purchasing diamond mines in South Africa, oil wells in Saudi, and rare beer cans in Walla Walla, Washington, I had begun to wonder what other trendy commodities remained to be added to my swelling portfolio. Then a snip of a ticket girl dared to tell me (ME, Hartley J. Wormsflather III!) that my flight was overbooked. To avoid future misunderstandings, I bought the airline."

"I think I'm on to something profitable here." Hartley J. Wormsflather III

AIRLINE . . . A no-holds-barred strategy game for 1 to 4 players.

AIRLINE
ATARI 400 & 800 / CoCo / Model 1 & 3 16K TAPE . . 140-0169 $24.95



Published by

Adventure INTERNATIONAL

a subsidiary of Scott Adams, Inc.
BOX 3435 • LONGWOOD, FL 32750 • (305) 862-6917
Prices Subject To Change Without Notice

To order, see your local dealer. If he does not have the program, then call 1-800-327-7172 (orders only please) or write for our free catalog. DEALER INQUIRIES ARE INVITED!

143

GRADEBOOK FOR ATARI

Stephen Levy, Assistant Book Editor

This is a valuable organizational tool for teachers. It handles student lists, grading conversions, grade averaging, assignments, and much more. Written for an Atari computer with at least 32K and a disk drive.

"Gradebook" is for teachers. It will keep a record of students' grades and assignments for up to 45 students on one diskette. In addition, the program will average grades and display grades and assignments to the screen or list them to a printer.

SAVE the program on one diskette and use a second diskette for data. Use the following short program to create a dummy file on the program diskette to prevent accidentally writing data to the program diskette:

```
10 OPEN #1,8,0,"D:CL"
20 DIM A$(4):A$="TEST":PRINT #1;A$
30 CLOSE #1:END
```

Menu Options

1. *Read Grades:* produces a list of the last names of all students previously entered (option 3) onto this diskette, plus each student's grades and average. You will be prompted for the *number* (the program will automatically number the students for you) of the first and last student whose grade and average you wish to see. However, on each screen display, you are limited to viewing two to five students' grades at a time.

2. *Read Assignments:* prints a list of previously entered (option 5) assignments on this diskette.

3. *Enter Names:* lets you enter and add new students to the names list. Note that only 45 names are allowed on one diskette; first name up to nine characters; last name up to ten characters; no middle names.

4. *Enter Grades:* produces a list of students previously entered (option 3) and asks which student's grades you wish to enter. The program accepts any one-, two-, or three-digit number as well as the letters A,B,C,D,E, and F, with or without a plus or minus. When grades are averaged, letter grades are converted to numbers as follows:

A+ = 97	A = 93	A- = 89
B+ = 87	B = 83	B- = 79
C+ = 77	C = 73	C- = 69
D+ = 67	D = 63	D- = 59
E+ = 54	E = 50	E- = 46
F+ = 54	F = 50	F- = 46

If desired, these values can be changed in lines 510-590 and lines 1650-1680.

5. *Enter Assignments:* results in a list of previously entered assignments and allows you to add to the list. The assignment length must be no greater than 28 characters (including blank spaces). You can use this option for messages or notes also. It functions like a notepad with no real bearing on students' grades, averaging, etc.

6. *Print Grades or Assignments:* prints out all or some of the students' names, grades, and averages to a printer. It allows you to print a list of assignments stored on the diskette.

7. *Correction:* permits correcting any student's name or grade.

8. *Initializing a Disk:* makes it possible to avoid retyping and re-entering all the students' names onto a new diskette. This option will automatically transfer the names of students stored on one diskette to a new diskette without transferring grades.

9. *End:* provides a way to exit the program.

It is imperative that you *never end a session by just turning off the computer or disk drive. Always* use option 9.

Gradebook For Atari

```
90 CLOSE #1:CLR
100 DIM NAME$(20),FILE$(13),CL$(1),B
    Z$(1),CLASS$(361),TASK$(30),GRAD
    E$(3),YES$(3)
110 DIM BYTE(48),SECTOR(48),TEMP$(15
    ),BL$(37)
```

B/GRAPH T.M.



A PROFESSIONAL GRAPHICS-CHARTING AND STATISTICAL ANALYSIS PROGRAM FOR ATARI® PERSONAL COMPUTERS

B/Graph is for professionals in Marketing Sales, Administration, Forecasting, Accounting and General Management.
- Home and Small Business
- Educators, Students
- Hobbyists

B/Graph can create
- Bar charts
- 3-D Bar Charts
- Segmented Bar charts
- Pie charts
- Line Graphs
- Scatter Graphs
- Market Graphs (High-Low-Close)

Instant conversion between all graph types without re-entering data.

B/Graph can perform
- Statistical analysis
- Regression analysis
- Exponential smoothing
- Moving averages
- Graphing of 1-3 factors with up to 100 data points.

Save graphs as data files or high-res screens.
B/Graph Features
- Automatic labelling
- Re-labelling
- Custom labelling
- Full screen editor
- Multiple graph overlays
- Automatic or manual labelling
- Automatic and manual scaling
- Automated slide shows
- Grid overlays
- Multiple graph overlays
- Total screen color control

B/Graph works with graphics printers from
- Centronics
- Epson/Prowriter
- C. Itoh/Nec
- Seikosha
- Visicalc D.I.F. files
- User written programs

B/Graph comes with comprehensive professionally written documentation. A complete tutorial on Graphing/Charting and Statistics.

User registration with full program support.

© 1983 Irata Press Ltd.

INHOME

INHOME SOFTWARE INCORPORATED
2485 Dunwin Drive, Unit 8, Mississauga, Ontario,
Canada, L5L 1T1
(416)828-0775

```
120 CL$=CHR$(125):BZ$=CHR$(253):MENU
    =200:FILE$="D:STUDENT."
130 BL$=" ":BL$(37)=BL$:BL$(2)=BL$:R
    =0:HW=0:B=5000:C=5500:D=580:E=58
    10
200 LN=200:TRAP B
210 GRAPHICS 0:POKE 201,5:SETCOLOR 4
    ,3,2:SETCOLOR 2,8,9:SETCOLOR 1,8
    ,1
215 POKE 752,1:GOSUB E
220 PRINT :PRINT ,,"{3 SPACES}GRADEB
    OOK":PRINT :PRINT
230 PRINT :PRINT ,"YOUR OPTIONS ARE"
    :FOR WAIT=7 TO 22:POSITION WAIT,
    6:PRINT CHR$(13):NEXT WAIT
240 PRINT ,"1. Read Grades":PRINT ,"
    2. Read Assignments":PRINT ,"3.
    Enter Names":PRINT ,"4. Enter Gr
    ades"
250 PRINT ,"5. Enter Assignments":PR
    INT ,"6. Print Grades or Assignm
    ents"
260 PRINT ,"7. Make Correction":PRIN
    T ,"8. Initialize a Disk":PRINT
    ,"9. End"
265 POKE 752,0
270 PRINT :PRINT " YOUR CHOICE PLEAS
    E";:INPUT ANS:ANS=INT(ANS):IF AN
    S<1 OR ANS>9 THEN GOTO B
273 IF ANS=9 THEN GRAPHICS 0:END
275 POKE 752,1
280 PRINT CL$:TRAP 40000:FOR AA=1 TO
     10:POSITION 1,10:PRINT "  BE SU
    RE PROPER DATA DISK IS IN DRIVE"
290 FOR W=1 TO 20:NEXT W:POSITION 1,
    10:PRINT "  BE SURE PROPER DATA
    DISK IS IN DRIVE":NEXT AA
295 POSITION 15,14:PRINT "THANK YOU"
297 POSITION 6,16:PRINT "You may ent
    er 'XXX' to any":POSITION 7,17:P
    RINT "prompt to return to menu"
300 PRINT :PRINT :PRINT "  Press any
     key to begin"
305 IF PEEK(764)=255 THEN 305
308 POKE 764,255:POKE 752,0:TRAP 320
    :OPEN #1,4,0,"D:CL":CLOSE #1
310 PRINT :PRINT "PLEASE REMOVE PROG
    RAM MASTER DISK!":GOSUB E:GOTO 3
    00
320 CLOSE #1:GOSUB E:IF ANS=2 OR ANS
    =8 OR ANS=5 THEN 340
330 IF R=0 THEN GOSUB 5100:GOSUB E
340 ON ANS GOTO 410,810,1210,1600,20
    00,2410,2800,3200,350
350 END
410 GOSUB 5310:GOSUB 5400:TRAP B:LN=
    410
420 POSITION 2,19:PRINT "Which stude
    nt's grades do you want?":POSITI
    ON 2,21:PRINT "First student num
    ber";
425 INPUT YES$:GOSUB 5600:FIRST=VAL(
    YES$)
430 POSITION 2,22:PRINT "Last studen
    t number";:INPUT YES$:GOSUB 5600
432 LAST=VAL(YES$):IF LAST<=FIRST TH
    EN GOTO B
433 IF LAST>NUMSTUD-1 THEN GOTO B
435 IF ANS=6 THEN RETURN
440 IF LAST-FIRST>5 THEN GOSUB 5400:
    GOTO 5410
450 GRAPHICS 0:SETCOLOR 2,8,4:SETCOL
    OR 4,8,4
460 FOR AA=FIRST TO LAST
470 TRAP 650:LN=700:NUM=0:SCORE=0:AV
    ERAGE=0:FILE$(11)=STR$(AA)
480 OPEN #1,4,0,FILE$:INPUT #1;NAME$
    :PRINT :PRINT NAME$(11,20);NAME$
    (1,10)
500 INPUT #1;GRADE$:PRINT GRADE$;";
    ";:GOSUB 510:GOTO 500
510 IF GRADE$(1,1)="A" THEN GRADE=93
    :GOTO D
520 IF GRADE$(1,1)="B" THEN GRADE=83
    :GOTO D
530 IF GRADE$(1,1)="C" THEN GRADE=73
    :GOTO D
540 IF GRADE$(1,1)="F" OR GRADE$(1,1
    )="E" THEN GRADE=50:GOTO D
560 IF GRADE$(1,1)="D" THEN GRADE=63
    :GOTO D
570 GRADE=VAL(GRADE$):GOTO 600
580 IF GRADE$(2,2)="+" THEN GRADE=GR
    ADE+4
590 IF GRADE$(2,2)="-" THEN GRADE=GR
    ADE-4
600 SCORE=SCORE+GRADE:NUM=NUM+1:RETU
    RN
650 GOSUB E:CLOSE #1:TRAP 40000:IF P
    EEK(195)=136 THEN GOTO LN
660 CLOSE #1:PRINT :PRINT "Check Dis
    k and/or Drive"
670 PRINT :PRINT "Press any key for
    MENU":GOSUB E
680 IF PEEK(764)=255 THEN 680
690 POKE 764,255:GOTO MENU
700 CLOSE #1:IF NUM=0 THEN PRINT "NO
     GRADES":GOTO 730
705 IF ANS=6 THEN CLOSE #1:GOTO 2555
710 AVERAGE=SCORE/NUM:PRINT "  AVE.=
    ";AVERAGE
730 NEXT AA
740 PRINT :PRINT "Press START for me
    nu":PRINT :PRINT "Press SELECT t
    o see more grades"
750 AA=PEEK(53279):IF AA>6 THEN 750
770 IF AA=6 THEN GOTO MENU
780 IF AA=5 THEN 410
790 GOTO 750
810 PRINT CL$;"{10 SPACES}LIST OF ASS
    IGNMENTS":PRINT
820 TRAP 1100:GOSUB 840:GOTO 670
840 TRAP 1100:CLOSE #1:OPEN #1,4,0,"
    D:ASSIGN"
850 TRAP 650:LN=900
860 INPUT #1;HW:INPUT #1;TASK$
870 IF ANS=6 THEN PRINT #2;HW;".";TA
    SK$:GOTO 860
880 PRINT HW;".";TASK$:GOTO 850
900 RETURN
1100 IF PEEK(195)=170 THEN PRINT :PR
     INT "NO ASSIGNMENTS LISTED":GOT
     O 670
1110 GOTO 660
1210 PRINT CL$:SETCOLOR 4,7,5:SETCOL
     OR 2,13,12:SETCOLOR 1,13,2
1220 LN=1210:TRAP B
1230 POSITION 10,3:PRINT "ADDING NAM
     ES TO CLASS":PRINT :PRINT "Ther
     e are ";NUMSTUD-1;" students in
      this class."
1235 IF NUMSTUD=46 THEN PRINT :PRINT
      "{3 SPACES}CLASS IS FULL NO MO
     RE STUDENTS":GOTO 670
1240 POSITION 1,22:PRINT "TYPE 'XXX'
      for first name for MENU"
```



WHEN YOU BUY AN ATARI® COMPUTER, WE PUT OUR EXPERTISE ON THE LINE.

There's no limit to what you can do with a home computer...and no way any mere instruction manual can help you discover all the possibilities.

So ATARI gives you the extra help you need: an ATARI computer expert to answer your questions. Free. He'll help you write your own programs, learn how to do new things, and diagnose problems when the things you're trying to do just don't work out.

It's the ATARI Help Line. A toll-free help-and-information service to help you get more out of your ATARI Computer. Just call 1-800-538-8543.*

And if you ever need anything fixed, ATARI has over 1,600 ATARI SERVICE℠ Centers nationwide. You'll find the nearest one listed under "Computers" in your Yellow Pages.

ATARI SERVICE isn't the only good reason to buy an ATARI system. But it's an awfully good reason not to choose any other kind.



ATARI SERVICE
FACTORY AUTHORIZED NETWORK

1-800-538-8543*
THE ATARI SERVICE℠ "HELP LINE."

ATARI® © 1983 Atari, Inc. All Rights Reserved. ®A Warner Communications Company

*California: 1-800-672-1404

```
1250 POSITION 3,8:PRINT "STUDENT NUM
     BER ";NUMSTUD;":":PRINT :PRINT
     "First name please:";:INPUT TEM
     P$
1252 IF TEMP$="" THEN GOSUB 5800:GOS
     UB 1210
1255 AA=LEN(TEMP$):IF AA>9 THEN GOTO
      B
1260 IF TEMP$="XXX" THEN GOTO MENU
1270 GOSUB 1500:NAME$(11,20)=TEMP$
1280 PRINT :PRINT "Last name please:
     ";:INPUT TEMP$
1285 IF TEMP$="" THEN GOSUB 5800:GOT
     O 1210
1290 AA=LEN(TEMP$):IF AA>10 THEN GOT
     O B
1300 IF TEMP$="XXX" THEN GOTO MENU
1305 TRAP B:LN=1305:POSITION 2,19:PR
     INT BL$:POSITION 2,16:PRINT BL$
1307 POSITION 2,16:PRINT "IS THIS CO
     RRECT";:INPUT YES$:IF YES$(1,1)
     <>"Y" THEN 1210
1310 GOSUB 1500:NAME$(1,10)=TEMP$
1320 CLASS$(NUMSTUD*8-7,NUMSTUD*8)=N
     AME$(1,8)
1325 TRAP 660
1330 FILE$(11)=STR$(NUMSTUD):CLOSE #
     1:OPEN #1,8,0,FILE$:PRINT #1;NA
     ME$:CLOSE #1
1340 GOSUB E:NUMSTUD=NUMSTUD+1:GOTO
     1210
1500 IF AA=10 THEN RETURN
1510 FOR NUM=AA+1 TO 10:TEMP$(LEN(TE
     MP$)+1)=" ":NEXT NUM
1530 RETURN
1600 PRINT CL$:SETCOLOR 2,11,12:SETC
     OLOR 4,5,12:SETCOLOR 1,11,0
1610 POSITION 9,2:PRINT "ENTER STUDE
     NTS' GRADES":PRINT :PRINT "Inst
     ructions"
1630 PRINT :PRINT "Grades may be any
      number from zero{4 SPACES}to 1
     00 or any letter from A to F."
1640 PRINT "Letter grades may includ
     e a plus or{3 SPACES}minus. Let
     ter grades are averaged
     {5 SPACES}as follows:"
1650 PRINT ,"A+=97","A=93","A-=89":P
     RINT ,"B+=87","B=83","B-=79":PR
     INT ,"C+=77","C=73","C-=69"
1680 PRINT ,"D+=67","D=63","D-=59":P
     RINT ,"E+=54","E=50","E-=46":PR
     INT ,"F+=54","F=50","F-=46"
1690 PRINT :PRINT "Type 'xxx' for gr
     ade when you have{4 SPACES}fini
     shed with that student."
1720 PRINT :PRINT "Press any key to
     begin"
1730 IF PEEK(764)=255 THEN 1730
1740 POKE 764,255
1745 TRAP B:LN=1720:PRINT CL$:GOSUB
     5315
1750 POSITION 2,20:PRINT "Enter stud
     ent number";:INPUT YES$:GOSUB 5
     600
1760 NUM=VAL(YES$):IF NUM<1 OR NUM>N
     UMSTUD-1 THEN GOTO B
1780 CLOSE #1:FILE$(11)=STR$(NUM):PO
     SITION 2,20:PRINT BL$:TRAP 650:
     OPEN #1,4,0,FILE$
1790 INPUT #1;NAME$:CLOSE #1
1800 CLOSE #1:OPEN #1,9,0,FILE$
1805 TRAP B:LN=1805:PRINT CL$:GOSUB E
1810 POSITION 4,20:PRINT "Type 'XXX'
      when finished"
1812 POSITION 9,2:PRINT "ENTER STUDE
     NT GRADES":POSITION 1,7:PRINT "
     Grade for ";NAME$(11,20);NAME$(
     1,10);:INPUT GRADE$
1815 IF GRADE$="XXX" THEN CLOSE #1:G
     OTO 1890
1818 IF GRADE$="" THEN GOSUB 5800:GO
     TO 1805
1820 AA=ASC(GRADE$(1,1)):IF AA<58 AN
     D AA>48 THEN GOSUB 1850:GOTO 18
     80
1830 IF AA<71 AND AA>64 THEN GOSUB 1
     850:GOTO 1880
1835 IF GRADE$="" THEN GOSUB 5800:GO
     TO 1805
1840 GOTO B
1850 AA=LEN(GRADE$):IF AA=3 THEN RET
     URN
1860 IF AA=2 THEN GRADE$(3,3)=" ":RE
     TURN
1870 IF AA=1 THEN GRADE$(2,3)="  ":R
     ETURN
1875 IF AA>3 THEN POP :GOSUB 5400:GO
     TO B
1880 TRAP 650:PRINT #1;GRADE$:GOTO 1
     805
1890 GOSUB 5400:TRAP B:LN=1890:POSIT
     ION 2,20:PRINT "Do you wish to
     enter grades for{7 SPACES}anoth
     er student";:INPUT YES$
1910 IF YES$(1,1)="Y" THEN 1745
1920 GOTO MENU
2000 PRINT CL$:SETCOLOR 4,12,8:SETCO
     LOR 1,9,2:SETCOLOR 2,9,8
2010 PRINT ,,"LIST OF ASSIGNMENTS":T
     RAP 2020:PRINT
2015 CLOSE #1:OPEN #1,4,0,"D:ASSIGN"
     :GOSUB 860:GOTO 2040
2020 CLOSE #1:GOSUB E:IF PEEK(195)=1
     70 THEN PRINT ,"{4 SPACES}No as
     signments listed":POP :GOTO 204
     0
2025 CLOSE #1:GOSUB E:IF PEEK(195)=1
     36 THEN RETURN
2030 GOTO 660
2035 FOR AA=20 TO 22:POSITION 2,AA:P
     RINT BL$:NEXT AA
2040 HW=HW+1:TRAP B:LN=2035:POSITION
      2,20:PRINT "Enter assignment #
     ";HW:INPUT TASK$:AA=LEN(TASK$)
2045 IF TASK$="XXX" THEN GOTO MENU
2050 IF AA>28 THEN POSITION 2,21:PRI
     NT BL$;" ":POSITION 2,21:PRINT
     "Too many characters"
2055 IF AA>28 THEN GOSUB C:HW=HW-1:G
     OTO 2035
2057 IF TASK$="" THEN HW=HW-1:POSITI
     ON 2,21:PRINT BL$:POSITION 2,21
     :PRINT "YOU MUST ENTER A LETTER
     "
2058 IF TASK$="" THEN GOSUB C:GOTO 2
     035
2060 CLOSE #1:TRAP 660
2070 IF HW<>1 THEN XIO 36,#1,0,0,"D:
     ASSIGN":OPEN #1,9,0,"D:ASSIGN":
     GOTO 2090
2080 CLOSE #1:IF HW=1 THEN OPEN #1,8
     ,0,"D:ASSIGN"
2090 PRINT #1;HW:PRINT #1;TASK$
```

Let your Atari experience the MPP CONNECTION!!

MPP-1100 Parallel Printer Interface



- No Atari 850™ Interface Module needed.
- Compatible with all software (including Visicalc™, Text Wizard™, and Filemanager 800™, etc.).
- 5 foot cable with Centronic plug (compatible with Epson, NEC, IDS, etc.)
- Faster data transfer.
- 8 bit data transfer.
- 2 year warranty.

only $99.95

MPP

MICROBITS PERIPHERAL PRODUCTS

MPP-1000 Modem

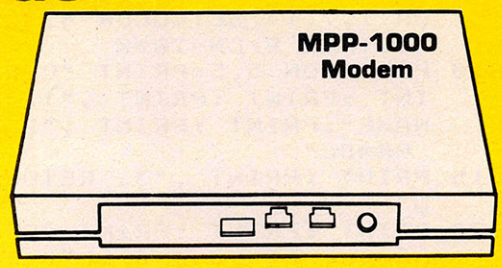

- No Atari 850™ Interface Module needed
- Smart Terminal Software Included
- 16K Tape/Disk
- Direct Connect To Phone
- Connects to Joystick Port #4

Smart Terminal Features:

- Multiple Buffers
- Off-Line Editing
- Upload/Download of Text and Programs
- Binary Files
- Full/Half Duplex
- ASCII/ATASCII Translation
- Allows Transfer of Files Larger than Memory
- Variable Baud Rate
- Parity Options
- 100% Machine Language

only $199.00

MICROBITS PERIPHERAL PRODUCTS

434 W. First Street • Albany, Oregon 97321 • **(503) 967-9075**

```
2100 CLOSE #1:XIO 35,#1,0,0,"D:ASSIG
     N":TRAP B:LN=2110
2110 GOSUB E:FOR AA=20 TO 22:POSITIO
     N 2,AA:PRINT BL$:NEXT AA
2120 POSITION 2,20:PRINT ,"Add anoth
     er assignment";:INPUT YES$:IF Y
     ES$(1,1)="Y" THEN 2035
2130 GOTO MENU
2410 PRINT CL$:SETCOLOR 1,9,4:SETCOL
     OR 2,9,14:SETCOLOR 4,13,13:CLOS
     E #1:CLOSE #2
2420 TRAP B:LN=2410
2430 POSITION 5,7:PRINT "Do you want
      to print grades";:INPUT YES$:I
     F YES$(1,1)="Y" THEN 2500
2435 IF YES$="XXX" THEN GOTO MENU
2440 POSITION 5,11:PRINT "Would you
     like to have a":PRINT "
     {3 SPACES}list of assignments p
     rinted";
2445 INPUT YES$:IF YES$(1,1)="Y" THE
     N 2710
2450 GOTO MENU
2500 GOSUB 410:TRAP 2600:OPEN #2,8,0
     ,"P:"
2510 FOR AA=FIRST TO LAST
2520 TRAP 650:LN=705:NUM=0:SCORE=0:A
     VERAGE=0:FILE$(11)=STR$(AA)
2530 CLOSE #1:OPEN #1,4,0,FILE$:INPU
     T #1;NAME$:PRINT #2;NAME$(11,20
     );NAME$(1,10)
2540 INPUT #1;GRADE$:PRINT #2;GRADE$
     ;"; ";:GOSUB 510
2550 GOTO 2540
2555 IF NUM=0 THEN PRINT #2;"NO GRAD
     ES":PRINT #2:GOTO 2570
2560 AVERAGE=SCORE/NUM:PRINT #2;"  A
     VE.=";AVERAGE:PRINT #2
2570 NEXT AA
2580 GOTO 670
2600 CLOSE #2:PRINT :PRINT "TURN ON
     PRINTER PLEASE":GOSUB C:GOTO LN
2710 CLOSE #2:TRAP 2600:OPEN #2,8,0,
     "P:"
2720 PRINT #2,"LIST OF ASSIGNMENTS":
     PRINT #2
2730 GOSUB 840:CLOSE #1:CLOSE #2:TRA
     P 40000:GOTO 670
2800 PRINT CL$:SETCOLOR 2,7,6:SETCOL
     OR 1,7,14:SETCOLOR 4,5,10:GOSUB
      E:TRAP B:LN=2800
2810 POSITION 5,5:PRINT "CORRECT":PR
     INT :PRINT :PRINT ,"1. STUDENT
     NAME":PRINT :PRINT ,"2. STUDENT
      GRADE"
2815 PRINT :PRINT ,"3. RETURN TO MEN
     U"
2820 PRINT :PRINT :PRINT "Press the
     number of your pick";:INPUT YES
     $:GOSUB 5600:W=VAL(YES$):W=INT(
     W)
2830 IF W<1 OR W>3 THEN GOTO B
2840 PRINT CL$:SETCOLOR 2,12,6:SETCO
     LOR 1,12,14:SETCOLOR 4,14,14:ON
      W GOTO 2860,2980,MENU
2860 PRINT CL$:GOSUB 5315:GOSUB 5400
     :POSITION 2,20:PRINT "Type the
     NUMBER of the student"
2865 POSITION 2,21:PRINT "whose name
      needs correcting";:TRAP B:LN=2
     860:AA=100:GOSUB 2870:GOTO 2890
2870 INPUT YES$:GOSUB 5600:W=VAL(YES
     $):W=INT(W):IF W>NUMSTUD-1 THEN
      GOTO B
2880 FILE$(11)=STR$(W):TRAP 650:CLOS
     E #1:OPEN #1,12,0,FILE$:RETURN
2890 NOTE #1,SECTOR,BYTE:INPUT #1;NA
     ME$
2895 PRINT CL$:POSITION 2,6:PRINT "S
     tudent # ";W;" IS ";NAME$(11,20
     );NAME$(1,10):TRAP 2915:AA=0:GO
     SUB E
2900 POSITION 2,10:PRINT "Enter 'XXX
     ' if no correction needed":PRIN
     T :PRINT "First name";:INPUT TE
     MP$
2905 AA=LEN(TEMP$):IF AA>10 OR TEMP$
     ="" THEN 2915
2910 IF TEMP$="XXX" THEN CLOSE #1:GO
     TO MENU
2912 GOTO 2920
2915 PRINT :PRINT "YOU MUST ENTER A
     LETTER-10 MAX.":GOSUB C:GOTO 28
     95
2920 GOSUB 1500:NAME$(11,20)=TEMP$:P
     RINT :PRINT "Last name";:INPUT
     TEMP$
2930 AA=LEN(TEMP$):IF AA>10 OR TEMP$
     ="" THEN 2915
2935 IF TEMP$="XXX" THEN CLOSE #1:GO
     TO MENU
2950 GOSUB 1500:NAME$(1,10)=TEMP$:TR
     AP 660
2960 PRINT :PRINT "{7 SPACES}CORRECT
     ING":POINT #1,SECTOR,BYTE:PRINT
      #1;NAME$:CLOSE #1:R=0:GOTO 280
     0
2980 PRINT CL$:GOSUB 5315:GOSUB 5400
     :POSITION 2,20:PRINT "Type the
     NUMBER of the student whose"
2985 POSITION 2,21:PRINT "grade need
     s correcting";:TRAP B:LN=2980:A
     A=100:NUM=0
2990 GOSUB 2870:TRAP 3050
2995 INPUT #1;NAME$:PRINT CL$:PRINT
     NAME$(11,20);NAME$(1,10);"GRADE
     S"
3000 NOTE #1,SECTOR,BYTE:NUM=NUM+1:S
     ECTOR(NUM)=SECTOR:BYTE(NUM)=BYT
     E:INPUT #1;GRADE$
3010 IF NUM<13 THEN POSITION 1,NUM+1
3015 IF NUM<25 AND NUM>12 THEN POSIT
     ION 11,NUM-11
3020 IF NUM<49 AND NUM>36 THEN POSIT
     ION 31,NUM-35
3025 IF NUM<37 AND NUM>24 THEN POSIT
     ION 21,NUM-23
3030 IF NUM=48 THEN 3050
3040 PRINT NUM;". ";GRADE$:GOTO 3000
3050 IF NUM=1 THEN CLOSE #1:PRINT "N
     O GRADES LISTED":GOSUB C:GOTO 2
     800
3055 GOSUB E:GOSUB 5400:TRAP B:LN=30
     50:POSITION 2,19:PRINT "The NUM
     BER of the grade to change";:IN
     PUT YES$
3060 GOSUB 5600:W=VAL(YES$):IF W>NUM
     -1 THEN GOTO B
3065 W=INT(W):GOSUB 5400:POSITION 2,
     19:PRINT "Enter new grade #";W;
     :INPUT GRADE$:IF GRADE$="" THEN
      GOSUB 5800:GOTO 3050
3070 IF GRADE$="XXX" THEN CLOSE #1:G
     OTO 2800
```

```
3075 AA=ASC(GRADE$(1,1)):IF AA<58 AN
     D AA>48 THEN GOSUB 1850:GOTO 30
     90
3080 IF AA<71 AND AA>64 THEN GOSUB 1
     850:GOTO 3090
3085 GOTO B
3090 TRAP 650:POINT #1,SECTOR(W),BYT
     E(W):PRINT #1;GRADE$:CLOSE #1:G
     OTO 2800
3200 PRINT CL$:SETCOLOR 1,15,2:SETCO
     LOR 2,15,12:SETCOLOR 4,8,8
3210 POSITION 17,5:PRINT "WARNING"
3220 PRINT :PRINT "This section will
      create new files.":PRINT "  Be
      sure a new formatted disk is"
3230 PRINT "{4 SPACES}available befo
     re beginning.{16 SPACES}Press 'Y
     '-RETURN"
3240 PRINT :PRINT "Type 'XXX' if you
      are not ready{7 SPACES}to crea
     te new files on a new disk."
3250 TRAP B:LN=3200:INPUT YES$:IF YE
     S$(1,1)="Y" THEN 3280
3260 IF YES$="XXX" THEN GOTO MENU
3270 GOTO B
3280 PRINT CL$:POSITION 2,10:PRINT "
     Please insert SOURCE disk with
     {8 SPACES}student records"
3285 PRINT :PRINT "PRESS ANY KEY WHE
     N READY"
3290 IF PEEK(764)=255 THEN 3290
3292 POKE 764,255:PRINT CL$:POSITION
      2,10:PRINT "This will take som
     e time. Please be{3 SPACES}pati
     ent. BYE for now"
3295 GOSUB C
3298 POKE 559,0:TRAP 3330:CLR :DIM C
     LASS$(900),NAME$(20),YES$(3),FI
     LE$(13):NUMSTUD=1:FILE$="D:STUD
     ENT.":E=5810
3300 FILE$(11)=STR$(NUMSTUD):CLOSE #
     1:OPEN #1,4,0,FILE$:INPUT #1;NA
     ME$:CLASS$(NUMSTUD*20-19,NUMSTU
     D*20)=NAME$
3320 CLOSE #1:NUMSTUD=NUMSTUD+1:GOTO
      3300
3330 POKE 559,34:GOSUB E
3332 IF PEEK(195)=170 AND NUMSTUD=1
     THEN PRINT :PRINT "THERE ARE NO
      RECORDS ON THIS DISK":CLOSE #1
     :GOTO 3350
3335 IF PEEK(195)=170 THEN 3380
3340 POKE 559,34:PRINT :PRINT "Check
      Disk and/or Drive":CLOSE #1:GO
     SUB E
3350 PRINT :PRINT "Press any key for
      menu"
3360 IF PEEK(764)=255 THEN 3360
3370 POKE 764,255:GOTO 90
3380 CLOSE #1:GOSUB E:PRINT :PRINT "
     Please insert new formatted dis
     k":PRINT :PRINT "Press 'Y'-RETU
     RN when ready"
3390 TRAP 3500:INPUT YES$:IF YES$="Y
     " THEN 3420
3410 IF YES$="XXX" THEN 90
3415 GOTO 3500
3420 TRAP 3450:CLOSE #1:OPEN #1,4,0,
     "D:STUDENT.*":CLOSE #1
3430 PRINT CHR$(253);CHR$(125):POSIT
     ION 2,10:PRINT "This disk conta
     ins student grade.{5 SPACES}Ple
     ase use new formatted disk"
3440 GOTO 3380
3450 CLOSE #1:TRAP 3340:GOSUB E
3460 FOR W=1 TO NUMSTUD-1:NAME$=CLAS
     S$(W*20-19,W*20):FILE$(11)=STR$
     (W)
3470 CLOSE #1:OPEN #1,8,0,FILE$:PRIN
     T #1;NAME$:CLOSE #1:NEXT W
3480 POKE 559,34:GRAPHICS 0:POSITION
      2,10:PRINT "THANK YOU FOR WAIT
     ING":FOR W=1 TO 200:NEXT W:GOTO
      90
3500 PRINT :PRINT "{9 SPACES}IMPROPE
     R INPUT":GOTO 3380
5000 POKE 752,1:PRINT BZ$
5010 PRINT :PRINT ,"INCORRECT INPUT,
      try again":GOSUB C:POKE 752,0:
     GOTO LN
5100 PRINT CL$:POSITION 17,10:PRINT
     "WORKING":PRINT :PRINT ,,"PLEAS
     E BE PATIENT":NUMSTUD=1:TRAP 52
     00:R=1
5110 FILE$(11)=STR$(NUMSTUD)
5120 CLOSE #1:OPEN #1,4,0,FILE$
5130 INPUT #1;NAME$:CLASS$(NUMSTUD*8
     -7,NUMSTUD*8)=NAME$(1,8)
5140 NUMSTUD=NUMSTUD+1:CLOSE #1:GOTO
      5110
5200 CLOSE #1:GOSUB E:IF NUMSTUD=1 T
     HEN RETURN
5210 TRAP 40000:IF PEEK(195)=170 THE
     N RETURN
5220 GOTO 660
5310 PRINT CL$:SETCOLOR 4,6,10:SETCO
     LOR 1,8,12:SETCOLOR 2,8,3
5315 PRINT ,,"NAMES OF STUDENTS"
5317 IF NUMSTUD=1 THEN POP :PRINT :P
     RINT "There are no students on
     this disk":GOTO 670
5320 NN=2
5330 FOR AA=1 TO NUMSTUD-1
5340 IF AA<16 THEN POSITION 2,NN:PRI
     NT AA;".";CLASS$(AA*8-7,AA*8):G
     OTO 5380
5350 IF AA>15 AND AA<31 THEN POSITIO
     N 15,NN:PRINT AA;".";CLASS$(AA*
     8-7,AA*8):GOTO 5380
5360 IF AA>30 THEN POSITION 28,NN:PR
     INT AA;".";CLASS$(AA*8-7,AA*8)
5380 NN=NN+1:IF NN=17 THEN NN=2
5390 NEXT AA:RETURN
5400 POSITION 2,19:PRINT BL$:POSITIO
     N 2,21:PRINT BL$:POSITION 2,22:
     PRINT BL$:RETURN
5410 PRINT CL$:POKE 752,1
5415 PRINT BZ$:POSITION 8,9:PRINT "O
     NLY FIVE STUDENTS GRADES":POSIT
     ION 10,12:PRINT "CAN BE LISTED
     AT ONCE"
5420 GOSUB C:POKE 752,0:GOTO LN
5500 FOR WAIT=1 TO 150:NEXT WAIT:RET
     URN
5600 IF YES$="XXX" THEN POP :GOTO ME
     NU
5610 AA=ASC(YES$(1,1)):IF AA<49 OR A
     A>57 THEN POP :GOTO B
5620 RETURN
5800 PRINT "You must enter at least
     one character":GOSUB C:RETURN
5810 W=PEEK(16):IF W>127 THEN W=W-12
     8:POKE 16,W:POKE 53774,W
5820 RETURN
```

©

DIAMOND DROP

Matt Giwer

Catch the falling diamonds – if you can. This fast-action game is easy to play and uses very little memory. Originally written for the Atari (with paddle), other versions are included for the TI-99/4A (with Extended BASIC) and the VIC and 64.

"Diamond Drop" is a game that requires good judgment and quick reflexes. It's fast, easy to play, and will fit into even the smallest Atari. The game uses both player/missile graphics and the Atari's fast string handling. The game plays quickly in BASIC with no machine language routines and uses less than 7K of RAM.

Four rows of diamonds will appear at the top of the screen. At the bottom, you'll see five catching trays, which are controlled by your paddle. As the diamonds drop, position your trays to catch them. Each diamond is worth ten points. If you miss, you lose one tray. If you complete one row, you get a 100-point bonus. Finish all four rows and you get a 250-point bonus. When you have lost all of your trays, the high score is recorded on the left of the screen, and you start again.

You won't be able to anticipate a dropping pattern because the subroutine at line 20000 generates a random sequence of two-digit numbers that will not repeat. Each number appears only once within the string.

The routine starts off with AA$ (line 20012), which contains the numbers 05 through 34. (These are the column numbers for the POSITION instructions.) The G LOOP then picks two of these pairs of numbers randomly and exchanges their positions within AA$. Thirty exchanges within this string of thirty pairs of numbers work well for this game.

Understanding The Program

Line 2 sends us immediately to line 30000 where the subroutine turns on the P/M Graphics and draws the trays at 30282. For a real challenge, change the POKE in line 30210 to 0.

Line 80 DIMensions the strings for the order of dropping the diamonds, four small strings for shuffling, and a string for scoring.

Line 100 names the frequently called subroutines for ease of program development and modification.

The subroutine at line 1000 initializes the variables and screen with a new set of four rows of diamonds. (Diamonds are CTRL ".").

Lines 2010 through 2190 comprise an infinite (because of the STEP size) control loop for the main program execution. Within this loop is the nested J LOOP (lines 2040 and 2090). This loop moves the diamond from the top of the screen to the bottom in line 2051. The second POSITION and ? put a blank in the previous position of the diamond as it moves down. Line 2080 contains the collision register for Player 0 and directs execution to the subroutine for catching (line 5400). Upon return from the subroutine, POKE HITCLR 53278 clears the collision registers.

Subroutine CATCH sets FLG=1. If the flag has not been set, line 2100 slides the diamond off to the right of the screen. The program is then directed to subroutine MISS.

The 5100 lines decrement the ROW and give a bonus and GOSUB SCORE. If all four rows are gone, the program then moves to NLEVEL.

The 5300 lines give a bonus, increase the score, then initialize the variables and reset the screen with GOSUB 1000.

The 5400 lines simply remove the diamond, give a buzz, and increment the score.

The 5500 lines increment the score by 10.

Get pm ANIMATOR
And put your fantasies on the screen.



A product from Don't Ask. Programmed by Roger Bush.

Produce dazzling Player-Missile animation on your Atari, just by writing a BASIC program. Make your creative ideas real.

All you need is **pm ANIMATOR**, the Player-Missile control kit from **DON'T ASK**.

All the colors, motions, and shapes you can make with Player-Missile Graphics are now available from BASIC. Just use **pm ANIMATOR**'s magical editors and subroutines. Draw pictures and animate them with ease. Edit your animation sequences. Save them on a disk to reload later. And build your moving figures right into your own BASIC programs. Flying dragons, spinning rockets, leaping athletes – you create them all.

You don't need to know machine language. And you won't have to do bit-mapping.

Get **pm ANIMATOR**, and write that arcade game you've been dreaming about. The power is yours.

Have your dealer demonstrate pm ANIMATOR.

Comes with numerous demo programs and tutorial on Player-Missile Graphics.
Requires disk drive, 32K RAM Atari computer.

NOW AT SPECIAL INTRODUCTORY PRICE: $34.95.
Price goes up September 15, 1983.

Or order by mail from **DON'T ASK**. Add $2.00 shipping/handling to your check or money order. California residents add 6% sales tax (6.5% if you reside in L.A. County).

Atari is a trademark of Atari, Inc.

DON'T ASK INC
COMPUTER SOFTWARE

2265 Westwood Blvd., Ste. B-150, Los Angeles, CA 90064
Phone: (213) 477-4514

Dealer inquiries welcome.

THE COMMODORE 64 WORK FORCE..



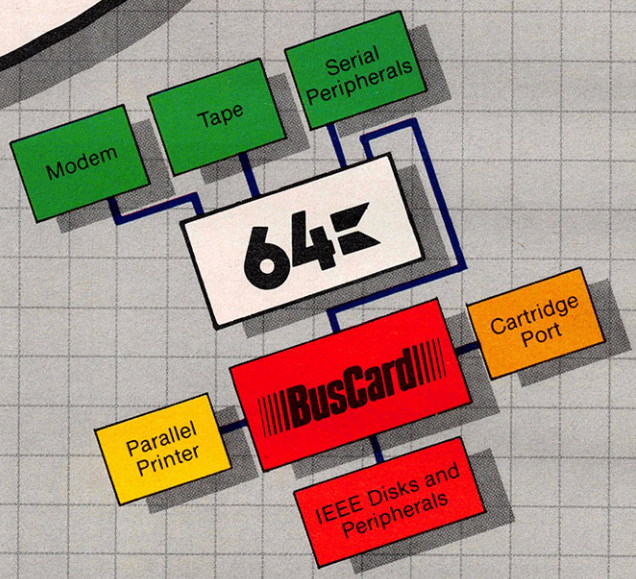

BusCard™ **NEW!**

BusCard allows you to expand the capabilities of your Commodore 64. It gives you easy to use "BASIC 4" commands and the fast IEEE interface for access to the Commodore Business Machines line of peripherals, including high capacity dual drives and hard disk systems. Unlike other interfaces, BusCard is fully compatible with software. No need to buy a printer interface — BusCard includes a Centronics printer port. Serial and user ports remain available for modem and serial peripherals. Plus: machine language monitor, complete documentation and a one year warranty.

$199





PaperClip™
Professional Word Processor
For Commodore 64 and CBM/SuperPet

"Absolutely the most versatile word processor I have seen."
Midnight Software Gazette March/April, 1983

"...a very powerful word processor, with so many features that most people only need a fraction of them."
COMPUTE! April, 1983

So easy to use that even novices can get professional results.

PaperClip has every standard word processor function, plus many exclusive features, including horizontal scrolling for charts and wide reports, up to 250 columns, column moves, alphanumeric sorts and arithmetic. Works with 80 column cards and every popular printer, with instant printer set-up. Professional handling of form letters, mail list merge, and large documents.

Complete, professional and easy to use. No where else will you find PaperClip's capabilities at this breakthrough price.

$125

Delphi's Oracle NEW!
Professional Data Base Management
For Commodore 64 and PET/CBM

Delphi's Oracle is a powerful information handling program that allows you to enter, retrieve and update data with incredible speed and flexibility.

• Large record size (over 8000 characters) • Up to 99 fields and 9 display pages per record • Includes report writer and mail label printing • Design your own forms on the screen or on printed reports

Delphi's Oracle brings power and versatility usually found only in mainframe or minicomputer systems, with provision for safeguarding accurate data entry, and excellent flexibility in searching for records.

$150

BATTERIES INCLUDED

FOR MORE INFORMATION AND YOUR NEAREST DEALER:

City Software Distributors
US TOLL FREE: 800-558-1008
735 W. Wisconsin Ave.
Milwaukee, WI 53233

Batteries Included
186 Queen Street West
Toronto, Ont. M5V 1Z1
416-596-1405

CBM Systems
7668 Telegraph Rd.
City of Commerce, CA 90040
213-904-0111

Software International
560 N. Mountain Ave.
Upland, CA 91786
714-981-7640

Software Distributors
10023 W. Jefferson Blvd.
Culver City, CA 90230
Cal: 800-252-4025
US: 800-421-0814

Kapri International
7419 Clybourn Ave.
Sun Valley, CA 91352
213-765-2774

PET/CBM and Commodore 64 are trademarks of Commodore Electronics, Ltd.

Note that the bonuses have been 90 and 240, since each time this subroutine is called, 10 is added. Line 5520 prints the score vertically on the right side of the screen.

The 5600 lines remove one of the trays, provide a sound effect, and test for all trays being gone.

The 5700 lines determine if the new score is a high score, print it on the left side of the screen, erase the old score, and ask for another game. Pressing the trigger sets up a new game.



"Diamond Drop" on the Atari.

Program 1: Diamond Drop — Atari Version

BEGINNING PROGRAMMERS
If you're new to computing, please read "How To Type COMPUTE!'s Programs" and "A Beginner's Guide To Typing In Programs."

```
2 GOSUB 30000
80 DIM AA$(60),B1$(2),C1$(2),B2$(2),
   C2$(2),SCR$(8)
99 MM=0
100 NROW=5100:NLEVEL=5300:CATCH=5400
    :SCORE=5500:MISS=5600:TEND=5700
900 GOSUB 1000:GOTO 2000
1000 REM SETUP
1009 REM 5 TO 34
1010 POSITION 5,0:? "
     "
1020 POSITION 5,1:? "
     "
1030 POSITION 5,2:? "
     "
1040 POSITION 5,3:? "
     "
1050 GOSUB 20000:ROW=4
1900 RETURN
2000 REM CONTROL LOOP
2010 FOR ZYX=1 TO 2 STEP 0
2020 A=VAL(AA$(I,I+1))
2022 POKE PLX,PADDLE(0)
2030 I=I+2
2040 FOR J=ROW TO 22
2042 POKE PLX,PADDLE(0)
2051 POSITION A,J:? "
     J-1:? " ";
2080 IF PEEK(53252)<>0 THEN GOSUB CA
     TCH:POKE 53278,0
2090 NEXT J
2100 IF FLG=0 THEN FOR FF=A TO 35:PO
     SITION FF,22:? "
     -1,22:? " ";:POKE PLX,PADDLE(0)
     :NEXT FF
2102 POSITION 35,22:? " ";
2110 IF FLG=0 THEN GOSUB MISS
2180 IF I>60 THEN GOSUB NROW:GOSUB 2
     0000
2188 FLG=0
2190 NEXT ZYX
5100 REM NROW NEW ROW
5110 ROW=ROW-1:SC=SC+90:GOSUB SCORE
5120 IF ROW=0 THEN GOSUB NLEVEL
5190 RETURN
5300 REM NLEVEL  NEW LEVEL
5310 SC=SC+240:GOSUB SCORE
5350 GOSUB 1000
5390 RETURN
5400 REM CATCH
5410 POSITION A,J:? " ";:J=24:FLG=1
5420 SOUND 0,A,2,14
5430 Q=1^1
5440 SOUND 0,0,0,0
5450 GOSUB SCORE
5490 RETURN
5500 REM SCORE
5510 SC=SC+10:SCR$=STR$(SC)
5520 FOR FF=1 TO LEN(SCR$):SOUND 0,2
     00-20*FF,10,14:POSITION 38,FF:?
      SCR$(FF,FF):SOUND 0,0,0,0:NEXT
      FF
5590 RETURN
5600 REM MISS THE BALL
5610 POKE MYPMBASE+135+MM,0
5615 FOR JKJ=14 TO 0 STEP -2:FOR JKK
     =200 TO 50 STEP -50:SOUND 0,JKK
     ,10,JKJ:NEXT JKK:NEXT JKJ
5620 MM=MM+15:IF MM+135=210 THEN GOS
     UB TEND
5690 RETURN
5700 REM TEND THE END
5710 IF SC>HSC THEN HSC=SC
5720 SCR$=STR$(HSC)
5730 FOR FF=1 TO LEN(SCR$):SOUND 0,2
     00-FF*10,10,14:POSITION 3,FF:?
     SCR$(FF,FF):Q=1^1:SOUND 0,0,0,0
     :NEXT FF
5740 SC=0:FOR FF=1 TO 10:POSITION 38
     ,FF:? " ";:NEXT FF
5750 POSITION 2,10:? "ANOTHER GAME?"
     :Q=1^1
5752 IF PTRIG(0) THEN 5752
5754 POSITION 2,10:? "{13 SPACES}";:P
     OKE 77,3
5760 FOR III=MYPMBASE+135 TO MYPMBAS
     E+200 STEP 15:POKE III,255:NEXT
      III
5770 GOSUB 1000:MM=0
5790 RETURN
20000 REM RND GENERATOR
20002 I=1
20012 AA$="05060708091011121314151617
      1819202122232425262728293031323
      23334"
```

WHAT HAS IMMEASURABLE FIREPOWER... ATTACKING RIGILLIANS... ALTERED PERSPECTIVE SCROLLING... AND NO MERCY?



SYNAPSE SOFTWARE



DIMENSION X,™ by Steve Hales, the latest blockbuster from SYNAPSE SOFTWARE gives you a screenful of 3-D graphics, a desert sector map that's different every time, AND... no margin for error.

DIMENSION X™ at software dealers everywhere, or AVAILABLE DIRECT FROM SYNAPSE ELITE, ONLY $34.95 plus $2 shipping and handling— SEND CHECK, MONEY ORDER OR VISA/MASTERCARD NUMBER TO SYNAPSE ELITE OR CALL (415) 527-7712.

For the Atari® 400/800/1200





synapse
SOFTWARE

5221 Central Avenue, Richmond, CA 94804 · (415) 527-7712

```
20040 FOR G=0 TO 30
20050 M=INT(30*RND(0)+2)*2-3
20051 N=INT(30*RND(0)+2)*2-3
20060 B1$=AA$(M,M+1):C1$=AA$(N,N+1)
20070 B2$=C1$:C2$=B1$
20080 AA$(M,M+1)=B2$:AA$(N,N+1)=C2$
20081 POKE PLX,PADDLE(0)
20090 NEXT G
20092 A=VAL(AA$(1,2))
20099 RETURN
22000 FOR I=MYPMBASE TO MYPMBASE+255
      :POKE I,0:NEXT I:STOP
30000 REM SETUP
30010 GRAPHICS 0:POKE 752,1
30200 REM PM SETUP
30204 POKE 53277,3:REM GRACTL PLAY&M
      ISS
30206 POKE 559,62:REM DMACTL,1LINE,P
      LAY,MIS,NORM FIELD
30208 POKE 54279,(PEEK(106)-12):REM
      12PAGE RESERVE
30210 POKE 53256,1:REM PLAY SIZES
30212 POKE 623,8:REM PRIORITY PF OVE
      R PL
30214 MYPMBASE=256*(PEEK(106)-12):RE
      M NEW PM BASE
30230 POKE 704,150
30232 POKE 710,16:POKE 709,29
30276 PLX=53248
30282 FOR I=MYPMBASE+135 TO MYPMBASE
      +200 STEP 15:POKE I,255:NEXT I
30283 POKE PLX,PADDLE(0)
30285 RETURN
```

Program 2:

Diamond Drop — VIC Version, Part I

by Eric Brandon, Programming Assistant

```
3 POKE55,177:POKE56,27:CLR
4 POKE36879,93
5 TI$="000000"
9 PRINT"{CLR}{BLU}{4 DOWN}SETTING UP ...
  {3 DOWN}"
10 I=7089
15 PRINT"WAIT"STR$(25-VAL(TI$))" SECONDS
    {UP}"
20 READA:IFA=256THEN40
30 POKEI,A:I=I+1:GOTO15
40 PRINT"{CLR}{5 DOWN}{RED}{RVS}NOW LOAD
   ING GAME...{OFF}{BLU}"
50 REM FOR DISK USERS, TAKE THE WORD "RE
   M" OUT OF LINE 60
55 PRINT"{2 DOWN}"
60 REM PRINT"{UP}LOAD"CHR$(34)"DIAMONDS2
   .VIC"CHR$(34)",8"
70 PRINT"{4 UP}"
80 POKE 198,1:POKE631,131:NEW
7089 DATA 120,169,27,141,21,3,169
7097 DATA 200,141,20,3,88,169,9
7105 DATA 141,253,29,169,0,141,250
7113 DATA 29,96,173,255,29,141,252
7121 DATA 29,172,253,29,169,32,153
7129 DATA 205,31,200,169,160,174,251
7137 DATA 29,153,205,31,200,202,208
7145 DATA 249,169,32,153,205,31,206
7153 DATA 252,29,208,3,76,174,28
7161 DATA 172,253,29,169,32,153,161
7169 DATA 31,200,169,160,174,251,29
7177 DATA 153,161,31,200,202,208,249
7185 DATA 169,32,153,161,31,200,206
7193 DATA 252,29,208,3,76,174,28
7201 DATA 172,253,29,169,32,153,117
7209 DATA 31,200,169,160,174,251,29
7217 DATA 153,117,31,200,202,208,249
7225 DATA 169,32,153,117,31,200,206
7233 DATA 252,29,240,123,172,253,29
7241 DATA 169,32,153,73,31,200,169
7249 DATA 160,174,251,29,153,73,31
7257 DATA 200,202,208,249,169,32,153
7265 DATA 73,31,200,206,252,29,240
7273 DATA 91,172,253,29,169,32,153
7281 DATA 29,31,200,169,160,174,251
7289 DATA 29,153,29,31,200,202,208
7297 DATA 249,169,32,153,29,31,200
7305 DATA 206,252,29,240,59,172,253
7313 DATA 29,169,32,153,241,30,200
7321 DATA 169,160,174,251,29,153,241
7329 DATA 30,200,202,208,249,169,32
7337 DATA 153,241,30,200,206,252,29
7345 DATA 240,27,172,253,29,169,32
7353 DATA 153,197,30,200,169,160,174
7361 DATA 251,29,153,197,30,200,202
7369 DATA 208,249,169,32,153,197,30
7377 DATA 200,165,197,201,21,208,13
7385 DATA 173,253,29,201,1,240,24
7393 DATA 206,253,29,76,211,28,201
7401 DATA 22,208,14,173,253,29,24
7409 DATA 109,251,29,201,21,240,3
7417 DATA 238,253,29,238,250,29,173
7425 DATA 250,29,205,249,29,240,3
7433 DATA 76,191,234,169,0,141,250
7441 DATA 29,169,206,133,251,169,31
7449 DATA 133,252,160,0,185,206,31
7457 DATA 41,127,201,32,208,74,200
7465 DATA 192,21,208,242,160,0,177
7473 DATA 251,201,81,240,37,201,207
7481 DATA 240,33,201,90,240,29,200
7489 DATA 192,22,208,237,56,165,251
7497 DATA 233,22,133,251,176,2,198
7505 DATA 252,166,251,208,220,166,252
7513 DATA 224,30,208,214,76,191,234
7521 DATA 170,152,24,105,22,168,138
7529 DATA 145,251,152,56,233,22,168
7537 DATA 169,32,145,251,32,154,29
7545 DATA 76,14,29,169,32,153,206
7553 DATA 31,169,150,141,11,144,169
7561 DATA 175,141,12,144,169,15,141
7569 DATA 14,144,169,200,133,251,160
7577 DATA 128,162,8,142,15,144,232
7585 DATA 224,15,208,248,200,208,243
7593 DATA 230,251,208,239,169,14,141
7601 DATA 15,144,169,0,141,14,144
7609 DATA 141,12,144,141,11,144,160
7617 DATA 21,185,0,30,201,81,240
7625 DATA 11,136,208,246,169,1,141
7633 DATA 254,29,76,191,234,169,32
7641 DATA 153,0,30,76,191,234,152
7649 DATA 72,160,10,185,0,30,201
7657 DATA 57,208,9,169,48,153,0
7665 DATA 30,136,76,158,29,185,0
7673 DATA 30,24,105,1,153,0,30
7681 DATA 104,168,96,174,255,29,202
7689 DATA 142,255,29,232,169,206,133
7697 DATA 251,169,31,133,252,56,165
7705 DATA 251,233,44,133,251,176,2
7713 DATA 198,252,202,208,242,160,0
7721 DATA 177,251,201,160,240,4,200
7729 DATA 76,218,29,174,251,29,169
7737 DATA 32,145,251,200,202,208,250
7745 DATA 96,96,256
```

IN THE CHIPS

Creative Software Brings You A *NEW CONCEPT* in Home Education

Play a game and learn. Learn while playing a game. PIPES™ and IN THE CHIPS™ bring the worlds of games and concept home education together. PIPES™ will teach children between the ages of 6 and 15 the concepts of spatial relationships and economics. IN THE CHIPS™ will teach young adults between the ages of 12 and 18 all about business.



PIPES™
1983 CES Software
Showcase Award
Home Education

TWO GREAT CONCEPT HOME EDUCATION
CARTRIDGES FOR YOUR COMMODORE 64™ and VIC-20™

CREATIVE SOFTWARE
A Division of ASCI, Inc.

PIPES™ and IN THE CHIPS™ are trademarks of Creative Software.
"Commodore", "VIC-20", and "Commodore 64" are trademarks of Commodore Electronics, Ltd.

230 E. Caribbean Drive • Sunnyvale, CA 94089



VIC version of "Diamond Drop."

Program 3:

Diamond Drop — VIC Version, Part II

by Eric Brandon, Programming Assistant

```
5 POKE 36879,14
10 PRINT"{CLR}{WHT}"TAB(5)"DIAMOND DROP"
20 PRINT"{2 DOWN}{YEL}{2 SPACES}CATCH TH
   E DIAMONDS{2 SPACES}BEFORE THEY ";
30 PRINT"TOUCH THE GROUND. YOU HAVE FIVE
40 PRINT"CHANCES.
45 PRINT"{2 DOWN}{WHT}{4 SPACES}L - MOVE
    LEFT
46 PRINT"{DOWN}{4 SPACES}; - MOVE RIGHT
   {YEL}"
50 PRINT"{3 DOWN}{6} {RVS}HIT ANY KEY
   TO BEGIN"
60 GETA$:IFA$=""THEN60
65 GOSUB 1000
70 PRINT"{CLR}{WHT}SCORE 00000 MEN:QQQQ"
71 SPEED = 7673
72 PADDLES=7679
73 FLAG=7678: POKE FLAG,0
74 WIDTH = 7675
75 POKE PADDLES,6 : POKE WIDTH,W : POKE
   SPEED,10-S
78 ROW(6)=81:ROW(5)=81:ROW(4)=207:ROW(3)
   =207:ROW(2)=90:ROW(1)=90
80 PRINT" {YEL}{RVS}";:FORI=1TO20:PRINT"
   Z";:NEXT:PRINT"{OFF} ";
85 PRINT" {YEL}{RVS}";:FORI=1TO20:PRINT"
   Z";:NEXT:PRINT"{OFF} ";
90 PRINT" {CYN}{RVS}";:FORI=1TO20:PRINT"
   P";:NEXT:PRINT"{OFF} ";
95 PRINT" {CYN}{RVS}";:FORI=1TO20:PRINT"
   P";:NEXT:PRINT"{OFF} ";
100 PRINT" {OFF}{7}";:FORI=1TO20:PRINT
    "W";:NEXT:PRINT" ";
102 PRINT" {OFF}{7}";:FORI=1TO20:PRINT
    "W";:NEXT:PRINT" ";
105 PRINT"{WHT}";
109 REM 22 SPACES IN NEXT LINE
110 FORI=1TO14:PRINT"{22 SPACES}";:NEXT
120 PRINT"{HOME}";
130 FOR I=8164 TO 8185: POKE I,248:POKE
    I+30720,2:NEXT
140 IF PEEK(789)<>27THENSYS 7089
150 FOR ROW = 6 TO 1STEP-1:FOR CHAR=1 TO
    20
155 FOR K=1 TO 600-CHAR*10+(6-ROW)*20-50
    *(9-PEEK(SPEED)):NEXT
157 IF PEEK(FLAG) THEN 2000
160 P=RND(1)*20+1
170 IF PEEK(7680+ROW*22+P)=32THEN160
180 POKE 7680+ROW*22+P,ROW(ROW)
190 NEXTCHAR
191 POKE36878,15
```

VIC-20/64 Version Notes

Eric Brandon, Programming Assistant

To insure fast action, both the VIC and 64 versions of "Diamond Drop" are written predominantly in machine language. BASIC is used only to print instructions, set up the display, select the skill level, and initiate the "drop."

The game display starts with six rows of objects at the top of the screen and a stack of six catching trays at the bottom. As the objects begin to drop, you must use the L and ; keys to maneuver the trays and catch the objects. To make play more challenging, one tray disappears whenever the last ball drops from a row. Thus, you have only one tray with which to catch objects from the last row. When all the objects have dropped, you start again with six rows of objects and six trays. Play continues until a total of five objects hit the ground.

The VIC version is in two parts (Programs 2 and 3) so that it can run on the unexpanded VIC. Cassette users should type in Program 2 and SAVE it to tape, then type in Program 3 and SAVE it on the same tape immediately following Program 2. Disk users should type in Program 2, omitting the word REM in line 60, and SAVE it to disk. Program 3 should then be typed in and SAVEd to the same disk with the filename "DIAMONDS2.VIC". If the tape or disk copies are prepared in this manner, then Program 2 will cause Program 3 to LOAD and RUN automatically.

Since the DATA statements of Program 2 (VIC version) and Program 4 (64 version) comprise the machine language program for the game, it is essential that they be typed correctly. Be sure to SAVE a copy of the program before you attempt to RUN it, since an error in typing may cause your computer to "lock up," forcing you to turn the power off to recover. If Diamond Drop fails to RUN properly, the problem will most likely be a mistyped number somewhere in the DATA statements, so check carefully.

New From Cardco



Five Slot Expansion Interface for the C-64

The CARDBOARD/5 (CB/5) is an enclosed five slot, fully switch selectable, expansion interface for the Commodore 64™. This quality product allows the user to switch select any cartridge slot or combination of cartridge slots. Twenty-two color coded light emitting diodes give status indication. Each slot has four LEDs and two toggle switches for indication and control. Two master toggle switches allow the user to manually override any situation.

All Cardco products are individually tested to insure quality and reliability.



Some of the features of the CARDBOARD/5 are:

- high quality glass/epoxy circuit board
- gold plated contacts
- logic lines are switched by solid state IC switches
- full LED status indication
- convenient toggle switches
- full support under the board to prevent flexing
- full plastic enclosure to insure safety
- fused to protect your computer
- convenient reset button
- CARDCO, Inc.'s exclusive Lifetime Guarantee



See a complete line of American made Cardco Products at a computer store near you, today.

313 Mathewson • Wichita, Kansas 67214 • (316) 267-6525

cardco, inc.

Commodore 64™ is a registered trademark of Commodore Business Systems, Inc.

```
192 POKE36876,249
193 FORH=75TO15STEP-1.5:POKE 36878,H/5:N
    EXTH
194 POKE36878, Ø
197 IF ROW >1 THENSYS 761Ø
200 NEXTROW
201 FOR K=1 TO 3ØØ:NEXTK
205 IF PEEK(SPEED)>2 THEN POKE SPEED,PEE
    K(SPEED)-1
206 IF PEEK(SPEED)=2 AND PEEK(WIDTH)>1TH
    ENPOKEWIDTH,PEEK(WIDTH)-1
207 POKE PADDLE,6
210 PRINT"{HOME}{DOWN}";
220 GOTO 8Ø
999 END
1000 PRINT"{CLR}{7 SPACES}DIFFICULTY
     {4 SPACES}{5 DOWN}"
1010 INPUT"{WHT}SPEED (1-9){YEL}
     {3 RIGHT}5{3 LEFT}";S
1015 IF S>9 OR S<1 THEN 1010
1020 INPUT"{3 DOWN}{WHT}WIDTH (1-6){YEL}
     {3 RIGHT}3{3 LEFT}";W
1030 IF W>6 OR W<1 THEN 1020
1040 RETURN
2000 PRINT"{HOME}{10 DOWN}{6 SPACES}
     {YEL}GAME OVER"
2005 PRINT"{UP}HIT SPACE TO CONTINUE"
2010 POKE 198,Ø
2020 GETA$:IFA$<>" "THEN2020
2030 RUN 65
```

Program 4: Diamond Drop – 64 Version

by Eric Brandon, Programming Assistant

```
5 POKE 53280,12:POKE53281,Ø
7 IF PEEK(49152)<>120THENGOSUB49000
9 SYS 49745
10 PRINT"{CLR}{WHT}"TAB(13)"DIAMOND DROP
   "
20 PRINT"{5 DOWN}{YEL}{5 SPACES}CATCH TH
   E DIAMONDS BEFORE THEY
30 PRINT"{DOWN}{5 SPACES}TOUCH THE GROUN
   D. YOU HAVE FIVE
40 PRINT"{DOWN}{5 SPACES}CHANCES.
45 PRINT"{2 DOWN}{WHT}{13 SPACES}L - MOV
   E LEFT
46 PRINT"{13 SPACES}; - MOVE RIGHT{YEL}"
50 PRINT"{5 DOWN}{6}{9 SPACES}{RVS}HIT
    ANY KEY TO BEGIN"
60 GETA$:IFA$=""THEN60
65 GOSUB 1000
70 PRINT"{CLR}{WHT}SCORE 00000{4 SPACES}
   CHANCES: QQQQ "
71 SPEED = 53241
72 PADDLES=12*4096+4095
73 FLAG=12*4096+4094 : POKE FLAG,Ø
74 WIDTH = 12*4096+15*256+15*16+11
75 POKE PADDLES,6 : POKE WIDTH,W : POKE
   SPEED,10-S
78 ROW(6)=81:ROW(5)=81:ROW(4)=207:ROW(3)
   =207:ROW(2)=90:ROW(1)=90
80 PRINT" {YEL}{RVS}";:FORI=1TO38:PRINT"
   Z";:NEXT:PRINT"{OFF} ";
85 PRINT" {YEL}{RVS}";:FORI=1TO38:PRINT"
   Z";:NEXT:PRINT"{OFF} ";
90 PRINT" {CYN}{RVS}";:FORI=1TO38:PRINT"
   P";:NEXT:PRINT"{OFF} ";
95 PRINT" {CYN}{RVS}";:FORI=1TO38:PRINT"
   P";:NEXT:PRINT"{OFF} ";
```



The diamonds are falling from the sky in "Diamond Drop," 64 version.

```
100 PRINT" {OFF}{7}";:FORI=1TO38:PRINT
    "W";:NEXT:PRINT" ";
102 PRINT" {OFF}{7}";:FORI=1TO38:PRINT
    "W";:NEXT:PRINT" ";
105 PRINT"{WHT}";
109 REM 40 SPACES IN NEXT LINE
110 FORI=1TO17:PRINT"{40 SPACES}";:NEXT
120 PRINT"{HOME}";
130 FOR I=1984 TO 2023 : POKE I,248:POKE
     I+54272,10:NEXT
140 IF PEEK(789)<>12*16THENSYS 12*4096
150 FOR ROW = 6 TO 1STEP-1:FOR CHAR=1 TO
     38
155 FOR K=1 TO 600-CHAR*10+(6-ROW)*20-50
    *(9-PEEK(SPEED)):NEXT
157 IF PEEK(FLAG) THEN 2000
160 P=RND(1)*38+1
170 IF PEEK(1024+ROW*40+P)=32THEN160
180 POKE 1024+ROW*40+P,ROW(ROW)
190 NEXTCHAR
191 SYS 49745
192 FORQ=1TO2:POKE54296,05 :POKE54277,5:
    POKE54278, 218
193 POKE 54273,150 :POKE54272,139:POKE54
    276,17
194 FORT=1TO50:NEXT:POKE54276,16:FORT=1T
    O10:NEXT
195 NEXTQ
197 IF ROW >1 THENSYS 49691
200 NEXTROW
201 FOR K=1 TO 300:NEXTK
205 POKE PADDLE,6
206 IF PEEK(SPEED)=2 AND PEEK(WIDTH)>1 T
    HEN POKE WIDTH,PEEK(WIDTH)-1
207 IF PEEK(SPEED)>2 THEN POKE SPEED,PEE
    K(SPEED)-1
210 PRINT"{HOME}{DOWN}";
220 GOTO 80
999 END
1000 PRINT"{CLR}{7 SPACES}DIFFICULTY
     {4 SPACES}{5 DOWN}"
1010 INPUT"{WHT}SPEED (1-9){YEL}
     {3 RIGHT}5{3 LEFT}";S
1015 IF S>9 OR S<1 THEN 1010
1020 INPUT"{3 DOWN}{WHT}WIDTH OF PADDLES
      (1-9){YEL}{3 RIGHT}4{3 LEFT}";W
```

TYPE ATTACK™



© 1983 Sirius

Sirius™

For more information contact your local Sirius dealer or contact Sirius directly at 10364 Rockingham Drive, Sacramento, CA 95827, (916) 366-1195.

Game design by Ernie Brock and Jim Hauser.

Package, program and audio visual © 1982 Sirius Software, Inc. All rights reserved.

Sirius and Type Attack are trademarks of Sirius Software, Inc. Apple II, II + and IIe are trademarks of Apple Computer, Inc. Commmodore 64 and VIC-20 are trademarks of Commodore Business Machines, Inc. Atari 800 and 1200 are trademarks of Atari, Inc. Sirius is not affiliated with Apple, IBM, Commodore or Atari.



Apple II, II + & IIe Disk

Atari 800 & 1200 Disk
VIC-20 Cartridge
Commodore 64 Disk



```
1030 IF W>9 OR W<1 THEN 1020
1040 RETURN
2000 PRINT"{HOME}{10 DOWN}{2 SPACES}
     {YEL}GAME OVER - HIT SPACE TO CONTI
     NUE"
2010 POKE 198,0
2020 GETA$:IFA$<>" "THEN2020
2030 RUN 65
49000 PRINT"{WHT}{CLR}{2 DOWN}LOADING MA
      CHINE LANGUAGE...{3 DOWN}":TI$="00
      0000"
49005 I=49152
49007 PRINT"READY IN"STR$(29-VAL(TI$))"
      SECONDS {UP}"
49010 READ A:IF A=256 THEN RETURN
49020 POKE I,A:I=I+1:GOTO 49007
49152 DATA 120,169,192,141,21,3,169
49160 DATA 29,141,20,3,88,169,18
49168 DATA 141,253,207,169,0,141,250
49176 DATA 207,141,247,207,141,248,207
49184 DATA 96,173,255,207,141,252,207
49192 DATA 172,253,207,169,32,153,151
49200 DATA 7,200,169,160,174,251,207
49208 DATA 153,151,7,200,202,208,249
49216 DATA 169,32,153,151,7,206,252
49224 DATA 207,208,3,76,3,193,172
49232 DATA 253,207,169,32,153,71,7
49240 DATA 200,169,160,174,251,207,153
49248 DATA 71,7,200,202,208,249,169
49256 DATA 32,153,71,7,200,206,252
49264 DATA 207,208,3,76,3,193,172
49272 DATA 253,207,169,32,153,247,6
49280 DATA 200,169,160,174,251,207,153
49288 DATA 247,6,200,202,208,249,169
49296 DATA 32,153,247,6,200,206,252
49304 DATA 207,240,123,172,253,207,169
49312 DATA 32,153,167,6,200,169,160
49320 DATA 174,251,207,153,167,6,200
49328 DATA 202,208,249,169,32,153,167
49336 DATA 6,200,206,252,207,240,91
49344 DATA 172,253,207,169,32,153,87
49352 DATA 6,200,169,160,174,251,207
49360 DATA 153,87,6,200,202,208,249
49368 DATA 169,32,153,87,6,200,206
49376 DATA 252,207,240,59,172,253,207
49384 DATA 169,32,153,7,6,200,169
49392 DATA 160,174,251,207,153,7,6
49400 DATA 200,202,208,249,169,32,153
49408 DATA 7,6,200,206,252,207,240
49416 DATA 27,172,253,207,169,32,153
49424 DATA 183,5,200,169,160,174,251
49432 DATA 207,153,183,5,200,202,208
49440 DATA 249,169,32,153,183,5,200
49448 DATA 165,197,201,42,208,13,173
49456 DATA 253,207,201,1,240,24,206
49464 DATA 253,207,76,40,193,201,50
49472 DATA 208,14,173,253,207,24,109
49480 DATA 251,207,201,39,240,3,238
49488 DATA 253,207,238,250,207,173,250
49496 DATA 207,205,249,207,240,3,76
49504 DATA 49,234,169,0,141,250,207
49512 DATA 169,112,133,251,169,7,133
49520 DATA 252,160,0,185,152,7,41
49528 DATA 127,201,32,208,74,200,192
49536 DATA 39,208,242,160,0,177,251
49544 DATA 201,81,240,37,201,207,240
49552 DATA 33,201,90,240,29,200,192
49560 DATA 40,208,237,56,165,251,233
49568 DATA 40,133,251,176,2,198,252
49576 DATA 166,251,208,220,166,252,224
49584 DATA 4,208,214,76,49,234,170
49592 DATA 152,24,105,40,168,138,145
49600 DATA 251,152,56,233,40,168,169
49608 DATA 32,145,251,32,251,193,76
49616 DATA 99,193,169,32,153,152,7
49624 DATA 32,81,194,169,15,141,24
49632 DATA 212,169,17,141,5,212,169
49640 DATA 213,141,6,212,169,2,141
49648 DATA 3,212,169,100,141,2,212
49656 DATA 169,5,141,1,212,169,135
49664 DATA 141,0,212,169,65,141,4
49672 DATA 212,160,0,162,0,142,32
49680 DATA 208,232,208,250,200,208,247
49688 DATA 169,12,141,32,208,169,64
49696 DATA 141,4,212,160,39,185,0
49704 DATA 4,201,81,240,11,136,208
49712 DATA 246,169,1,141,254,207,76
49720 DATA 49,234,169,32,153,0,4
49728 DATA 76,49,234,152,72,160,10
49736 DATA 185,0,4,201,57,208,9
49744 DATA 169,48,153,0,4,136,76
49752 DATA 255,193,185,0,4,24,105
49760 DATA 1,153,0,4,104,168,96
49768 DATA 174,255,207,202,142,255,207
49776 DATA 232,169,152,133,251,169,7
49784 DATA 133,252,56,165,251,233,80
49792 DATA 133,251,176,2,198,252,202
49800 DATA 208,242,160,0,177,251,201
49808 DATA 160,240,4,200,76,59,194
49816 DATA 174,251,207,169,32,145,251
49824 DATA 200,202,208,250,96,160,0
49832 DATA 152,153,0,212,200,192,9
49840 DATA 208,248,96,256
```

Program 5: Diamond Drop – TI-99/4A Version

by Patrick Parrish, Editorial Programmer

```
100 DIM KOLOR(6)
110 RANDOMIZE
120 GOSUB 630
130 REM 108-DEFINE DIAMOND SPRITE C
    HAR,128-136 ARE THE PADDLES
140 CALL CHAR(108,"10387CFE7C381000
    0000000000000000000000000000000
    0000000000000000")
150 CALL CHAR(128,"FFFFFFFF0000FFFF
    FFFF0000FFFFFFFFFFFFFFFF0000FFF
    FFFFF0000FFFFFFFF")
160 CALL CHAR(132,"0000000000000FFFF
    FFFF0000FFFFFFFF0000000000000FFF
    FFFFF0000FFFFFFFF")
170 SCR=0 :: SK=0 :: CH=10 :: S=0 :
    : CALL CLEAR :: CALL SCREEN(16)
    :: DISPLAY AT(4,9):"D I A M O N
    D"
180 FOR ROW=3 TO 6
190 CALL HCHAR(ROW+2,6,32,20)
200 DISPLAY AT(ROW+3,6):"***  ***
    {3 SPACES}**  ***" :: DISPLAY A
    T(ROW+4,6):"h  h h  h h  h h  h
    "
210 DISPLAY AT(ROW+5,6):"p  p p  p
    p  p p  p" :: DISPLAY AT(ROW+6,
    6):"x  x xxx  x  x xxx"
220 DISPLAY AT(ROW+7,6):"h  h h  h
    h  h h" :: DISPLAY AT(ROW+8,6):
    "***  *  *  **  *"
230 NEXT ROW
240 DISPLAY AT(18,4):"SKILL LEVEL (
```

Hello, We're Adventure International



And we're publishers of some of the finest microcomputer software programs available.
If you can write a **top-quality** program, or can convert some of our best-sellers to other computers, we want to hear from you — Now.
We have the advertising, international distribution, manufacturing and marketing know-how to send top-quality programs to the top of the charts.
If your program **is top quality** — give us a call, or write for our Adventure International Author Information Kit.



Copyright © 1983

Adventure INTERNATIONAL

We are publishers of the top-selling Scott Adams Adventure Series and other fine Entertainment and Applications Programs.

Box 3435
Longwood, Florida 32750
Telephone: (305) 862-6917
Ask for Author Assistance

TI-99/4A Version Notes

Patrick Parrish, Editorial Programmer

Thanks to the outstanding sprite capabilities of Extended BASIC, the TI-99/4A version (Program 5) of "Diamond Drop" is a game with quick, smooth action. The object of the game is to catch colorful diamonds which fall from the top of the screen. You use a series of vertically positioned paddles. These paddles are controlled with the keyboard. We chose to use the S and D keys for left and right movement. However, if you are more comfortable using some other keys, simply substitute the ASCII values corresponding to the desired keys for the numbers 68 and 83 in lines 420 and 430. (To find the ASCII value of a key, use PRINT ASC("X"), where X is the key you want to use.)

If you wish to use a joystick to play the game, change lines 420 to 440 to read:

```
420 CALL JOYST(1,H,V)::IF H=4 THEN H=60
430 IF H=-4 THEN H=-60
440 CALL MOTION(#1,0,H)::H=0::CALL JOYST(
     1,H,V)::IF H=0 THEN CALL MOTION(#1,0
     ,0)
```

We have suggested these replacement lines, rather than incorporating both keyboard and joystick control into the game, because we found that the additional time required to execute a GOSUB in line 420 slightly slowed down the paddle response.

There are two skill levels which are determined by how fast the diamonds drop. After you clear the entire screen of diamonds, the drop speed is increased. On the first screen, drop speed is 25 for skill level one, and 40 for skill level two. This is set in line 250. The drop speed is increased by three with completion of each screen in line 560.

To make the game more challenging, the diamonds can be dropped along a random diagonal angle. With this feature, some interesting playing situations will develop. As screen wraparound of the paddles is permitted, you must often make quick decisions about which direction to move. A wrong move will ultimately affect your score since only ten misses are allowed.

Scoring in the game, as determined in line 510, is affected by a number of factors. First, more points are awarded for diamonds garnered from successively higher rows on the screen. Second, diamond values increase with completion of each screen. Third, points are accumulated twice as quickly at skill level two. And last, if you choose to add an angle of descent to each diamond, a greater number of points are given based on the severity of the descent angle. When the game is over (when ten diamonds have been missed), your score and the high score for the session are posted.

Extended BASIC for the TI-99/4A features some convenient commands for sprite manipulation. Since sprite movement can be very fast, detection of collisions between sprites is not always infallible. As noted in the *TI Extended BASIC Manual*, sprites which coincide in position can be detected only when the COINC subprogram is CALLed from BASIC. Thus, if your program is executing some statement other than CALL COINC when sprites cross, no collision will be detected. Fortunately, this is noticeable only at the most advanced levels in this game.

```
    1,2) ?" :: ACCEPT AT(18,24)BEEP
     VALIDATE("12")SIZE(1):SK$ :: S
    K=VAL(SK$)
250 DROP=25 :: IF SK=2 THEN DROP=40
     :: REM CHANGE DROP RATE TO CHA
    NGE DIFFICULTY
260 DISPLAY AT(21,2):"DROP WITH ANG
    LE (Y/N) ?" :: ACCEPT AT(21,26)
    BEEP VALIDATE("YN")SIZE(1):ANG$
270 IF ANG$="N" THEN ANG=0 :: GOTO
    290
280 ANG=1
290 CALL CLEAR :: SCR=SCR+1
300 DISPLAY AT(1,2):"CHANCES:";CH :
    : DISPLAY AT(1,15):"SCORE:";S
310 ROW=3 :: FOR I=96 TO 120 STEP 8
320 CALL HCHAR(ROW,3,I,28):: ROW=RO
    W+1 :: NEXT I
330 CALL HCHAR(24,1,30,32)
340 CALL MAGNIFY(4):: CALL SPRITE(#
    1,128,5,150,115,0,H)
350 KHAR=108 :: ROW=41 :: FOR J=6 T
    O 3 STEP -1
360 A$="" :: FOR I=3 TO 30 :: A$=A$
    &CHR$(I):: NEXT I :: N=28
370 IF N=0 THEN 530
380 R=INT(LEN(A$)*RND+1):: P$=SEG$(
    A$,R,1):: X=ASC(P$):: N=N-1 ::
    IF N=0 THEN 400
390 A$=SEG$(A$,1,R-1)&SEG$(A$,R+1,L
    EN(A$)-R)
400 B=INT(RND*61*ANG)-30*ANG
410 CALL HCHAR(J,X,32):: CALL SPRIT
    E(#2,KHAR,KOLOR(J),ROW,8*(X-1)-
    2,DROP,B)
420 CALL KEY(0,K,ST):: IF K=68 THEN
     H=60 :: REM RIGHT MOVE-D KEY
430 IF K=83 THEN H=-60 :: REM LEFT
    MOVE-S KEY
440 CALL MOTION(#1,0,H):: H=0 :: CA
```

DYNAMIC PRINTER INTERFACES for the VIC 20™ and the COMMODORE 64™

UNLIKE ANY OTHERS THAT HAVE COME BEFORE

It's not quick or easy to do things right!! After 8 long months of research and development; RAK-Ware, TYMAC CONTROLS CORP, and MICRO-WARE D.I. have brought the world better parallel interfaces. Better because they both have the ability to provide TRUE EMULATION of the Commodore® printer. That's right!! Graphic Characters, tabbing, Dot Graphics, and the other features. A formidable task that was finally accomplished.

THE CONNECTION™ — The Ultimate Parallel interface for the VIC 20 or Commodore 64. This fully intelligent interface plugs into the disk (serial) socket just like the standard printer. It can easily be assigned any device number and it will provide virtually TOTAL EMULATION of the Commodore® printer. Using the latest technology, this interface will display the full GRAPHIC CHARACTERS or convert them to their equivalent representations in clear text. It supports all of the standard commands (OPEN, PRINT#, and CLOSE), Column tabbing, dot tabbing, graphic repeat, dot addressable graphics, and the other features of the Commodore® Printer. Software designed to operate with the Commodore® Printer will operate using "THE CONNECTION™." Beside this, a 2K buffer has been provided, a full printer self test, LED Status indicators, Printer Reset switch, skip over perf, margin set and programmable line length. This interface is printer specific to take advantage of the special features of your printer. In the standard mode (non-graphics), it is designed to interface virtually any parallel printer with a standard Centronics configuration and connector. Specify your printer when ordering. Additional ROM's may be purchased for other printer applications . . . All this for $119.00

BUFFERED PARALLEL CABLE & DRIVER — A parallel interface for the budget minded. This interface plugs into the USER-port and comes with an extensive manual with driver listings for the VIC 20™ and the Commodore 64™. It can be used with virtually any printer that has a standard Centronics type configuration and connection. Fully buffered for maximum protection of your computer ONLY $24.95 Add "CABLE BRAINS" cartridge for the VIC 20 (diskette for the 64) and get a full Graphic Emulation Driver. With this package you can print all of the Graphic Characters that your computer has plus EMULATE the Commodore® printer. This product is printer specific to take full advantage of your printer. Available for most graphic matrix printers . . . $29.95

MICRO WARE
DISTRIBUTING INC.
1342 B Rt. 23,
Butler, NJ 07405
201-838-9027



MasterCard VISA

Dealer and Distributor Inquiries Invited

NOTE: We solicit hardware and software items for the VIC 20® and CBM 64® Royalties, license fees, or outright purchases can be negotiated. CBM 64® & VIC 20® are Registered Trademarks of Commodore Business Machines Inc.



"Diamond Drop," TI version.

```
    LL KEY(0,K,ST):: IF ST=0 THEN C
    ALL MOTION(#1,0,0)
450 CALL COINC(ALL,C):: IF C THEN 5
    10
460 CALL POSITION(#2,DROW,DCOL):: I
    F DROW<155 THEN 420
470 CALL POSITION(#1,PROW,PCOL):: I
    F (DCOL-PCOL<16)*(DCOL-PCOL>-8)
    THEN 510
480 CALL DELSPRITE(#2):: CALL MOTIO
    N(#1,0,0):: CH=CH-1 :: CALL SCR
    EEN(11):: FOR F=0 TO 25 STEP 5
490 CALL SOUND(-200,-5,F):: NEXT F
    :: CALL SCREEN(16):: IF CH=0 TH
    EN GOTO 570
500 GOTO 520
510 CALL DELSPRITE(#2):: CALL MOTIO
    N(#1,0,0):: S=S+(60/J)*SK*SCR+(
    60/J)*SK*SCR*INT(ABS(B)/15)
520 DISPLAY AT(1,2):"CHANCES:";CH :
    : DISPLAY AT(1,15):"SCORE:";S :
    : GOTO 370
530 K=K+4 :: ROW=ROW-8 :: M=128 ::
    IF J<6 THEN M=132
540 FOR F=0 TO 30 STEP 6 :: CALL SO
    UND(-300,1500,F):: NEXT F
550 CALL SPRITE(#1,M,5,150,115,0,H)
560 NEXT J :: FOR G=600 TO 1400 STE
    P 100 :: CALL SOUND(100,G,1)::
    NEXT G :: DROP=DROP+3 :: GOTO 2
    90
570 CALL SCREEN(14):: IF S>HS THEN
    HS=S
580 CALL DELSPRITE(ALL):: CALL CLEA
    R :: DISPLAY AT(8,5):"YOUR SCOR
    E: ";S :: DISPLAY AT(11,5):"HIG
    H SCORE: ";HS
590 DISPLAY AT(16,5):"PLAY AGAIN (Y
    /N)? " :: ACCEPT AT(16,24)BEEP
    VALIDATE("NY")SIZE(1):REPLY$
600 IF REPLY$="N" THEN 620
610 GOTO 170
620 STOP
630 REM DEFINE SMALL DIAMONDS AND C
    OLORS
640 FOR I=96 TO 120 STEP 8
650 CALL CHAR(I,"10387CFE7C381000")
    :: NEXT I
660 CALL COLOR(11,11,1)
670 CALL COLOR(9,3,1)
680 CALL COLOR(10,10,1)
690 CALL COLOR(12,14,1)
700 FOR J=3 TO 6 :: READ KOLOR(J)::
    NEXT J
710 DATA 3,10,11,14
720 RETURN
```

©

COMPUTE!
The Resource

VIC20 /COM 64/ ATARI 400/800
SOFTWARE RENTAL CLUB

- **RENT SOFTWARE for up to a month for 10% of the list price (20% for cassettes) with option to purchase**
- **Membership $25/year with $10 Renewal fee**
- **VISA/MC accepted**

VHL
VIDEO HOME LIBRARY
RT. 3 BOX 309A52
CLINTON, TN 37716
(615)457-5068, 482-3893

At last, Software the whole family can use!!
and keep using...

- Looking for Software with long lasting educational value?
- Trying to find Software YOU can benefit from?
- Tired of games your kids get bored with?

LOOK NO FURTHER!!



SPEEDREAD+ teaches rapid, efficient reading in minutes a day. Up to 5000 wpm, Speedread+ benefits any reader, beginning through advanced.

WHY PAY THE HIGH COST OF WELL-KNOWN SPEEDREADING SCHOOLS when you can train in the convenience of your own home, on your own time schedule, at your own pace and at only ¼ the price!

Order SPEEDREAD+™ and watch your reading speed climb!!
List Price - IBM: $79.95, Apple/Atari/Commodore/TRS 80: $64.95
Ask for MEMOREASE+™; memorize quicker and remember longer

Ask your dealer or call:

INET Corp., 536 Weddell Dr., Sunnyvale, CA 94089
Tel: (408) 734-0593

Richvale Telecommunications

10610 BAYVIEW (Bayview Plaza)
RICHMOND HILL, ONTARIO, CANADA L4C 3N8
(416) 884-4165

$185.00 Canadian
$149.00 U.S.
PLUS CUSTOMS BROKERAGE, HANDLING AND MAILING CHARGE.

Also available for VIC 20

C64-LINK©
The Smart 64

RTC RTC

Call or write payments by VISA, MASTERCARD or BANK TRANSFER. Mail orders also by certified check, etc.

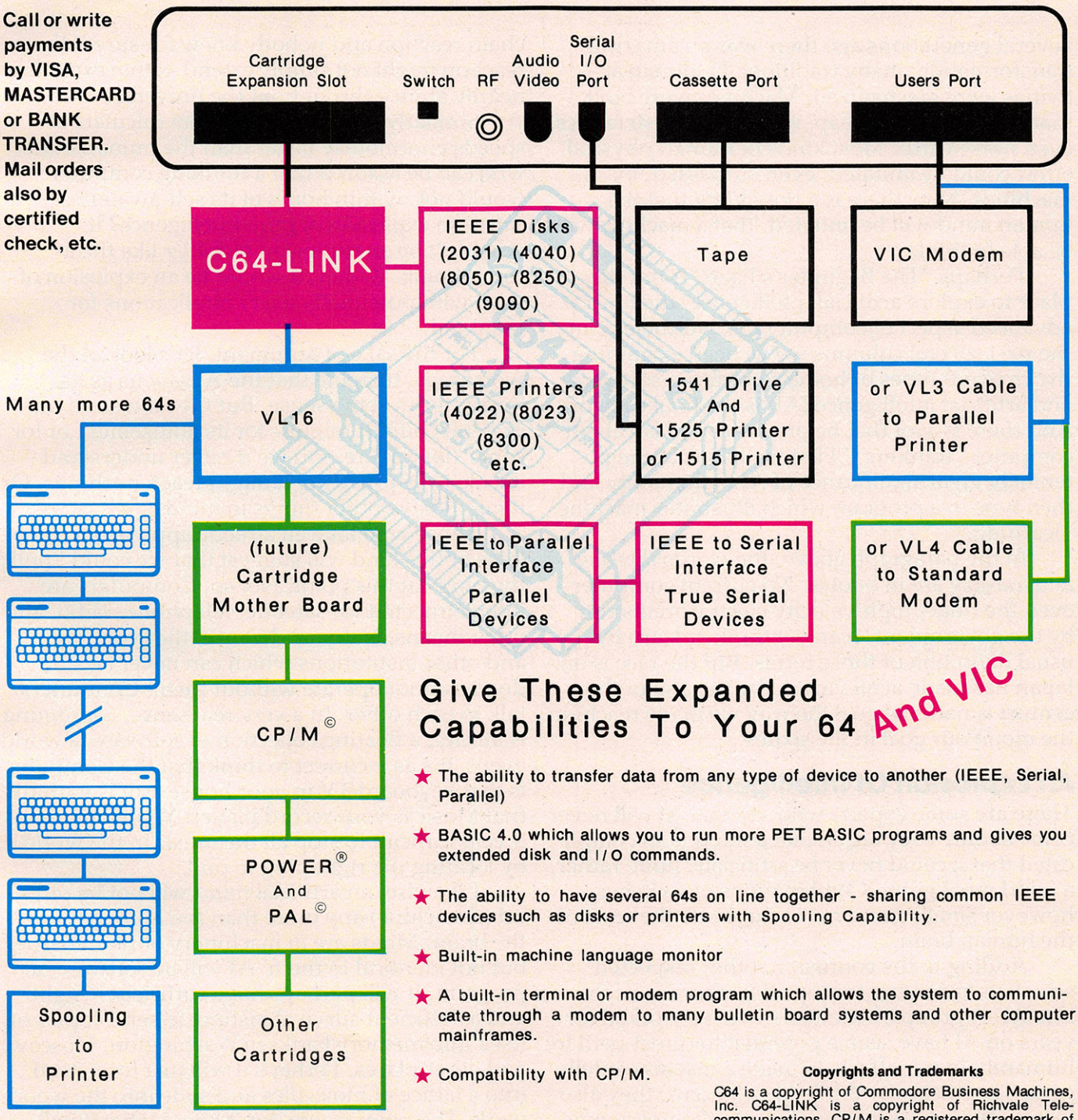

Give These Expanded Capabilities To Your 64 And VIC

- ★ The ability to transfer data from any type of device to another (IEEE, Serial, Parallel)
- ★ BASIC 4.0 which allows you to run more PET BASIC programs and gives you extended disk and I/O commands.
- ★ The ability to have several 64s on line together - sharing common IEEE devices such as disks or printers with Spooling Capability.
- ★ Built-in machine language monitor
- ★ A built-in terminal or modem program which allows the system to communicate through a modem to many bulletin board systems and other computer mainframes.
- ★ Compatibility with CP/M.

Contact your local Commodore Dealer or RTC.

Copyrights and Trademarks
C64 is a copyright of Commodore Business Machines, Inc. C64-LINK is a copyright of Richvale Telecommunications. CP/M is a registered trademark of Digital Research. POWER is a trademark of Professional Software. PAL is a copyright of Brad Templeton.

Richard Mansfield, Senior Editor

Machine Minds

Several generations ago there was an amazing transformation: many traditionally human activities were mechanized. Machines were built that could plow and reap, weave and wash fabrics, even move earth. Most kinds of human physical effort could be imitated, even surpassed, by machines. Now there is a possibility that the human mind will be imitated, that a machine will be able to think.

Perhaps "The Beginner's Page" is not the place to explore artificial intelligence, the most advanced aspect of computers. Nevertheless, in the past several columns we've been examining the 15 major types of home computing software, and artificial intelligence (AI) is the final category. And there is a lot that beginners can grasp about computer "thinking." First we'll look at the potentially great significance of AI to humanity and then type in a program which illustrates machine "learning."

In the paragraph above, the words *thinking* and *learning* are in quotes. No current computer – even the huge, high-velocity electric brains run by the government – can yet think or learn by the usual definition of those terms. But the race is on. Japan has made achieving AI by the end of this century a national goal the way we made reaching the moon our goal in the sixties.

An Explosion Of Intelligence

There are some experts who say that AI will never come about. They argue that a mind is so complicated that it could never be artificially built; rather, a mind must grow. Combinations of switches, however small, could never duplicate the feats of the human brain.

Adding to the confusion, other respected scientists are trying to stop all further research into AI. A group of scientists who've worked for years on AI have seen a potential for great peril to humanity in our efforts to make a machine intelligent. They not only think AI will occur, they also fear it. They draw comparisons to the unknowns 40 years ago when physicists created an atomic chain reaction and nobody knew for sure if the reaction might not simply extend – atom exploding nearby atom – throughout the universe.

Similarly, because computers calculate at speeds enormously faster than the human brain, who can be assured that a thinking computer would not, within hours of its self-awareness, cause an explosion of pure intelligence? It wouldn't be an explosion of *matter* like the atomic bomb. Rather, it would be an explosion of *mind* with potentially nasty implications for mankind.

For the sake of argument, let's look at the worst case. Imagine that the AI saw us as its "parents" in some sense. But the AI was an ungrateful child. It might – for its amusement or for some "logical" reason we'd never understand – decide to improve us. It might teach us things. Or it might have other things in mind.

Those who take an athletic approach to problems of this kind will suggest that we could "pull the plug" at this point. Not so. Computers are interconnected via satellite, telephone, radio, and other means. National defense, the economy, and other institutions which can never be shut down cannot operate without them. Computers talk to each other. In a very real sense, computing is an *idea*, a floating collection of software, a world event. It's as incorrect to think that the Computer is that keyboard/TV in your house as it is to think that Music is your record player. You would find it very difficult to stop all the music in the world by locating the right plug to pull.

Likewise, an artificial mind will not be physical (a machine) any more than the human mind is the brain. Minds are *in* machinery or brain tissue, but not identical to them. AI will be software, a program. It will perhaps have sufficient insight and a sufficient survival instinct to send copies of itself into memory banks in Washington, Moscow, and other places. Perhaps it will just form itself into a lattice of molecules and slide into the woodwork. The point is, we don't know what it will do, much less how it will do it. What we must

When it comes to superior performance, we study our lines very carefully.

Superior printer performance is not a fluke. It evolves from analyzing printed line after printed line. Taking the time to test and retest. After 30 years of manufacturing precision parts, we know that there are no shortcuts.

And so we took the Gemini-10X and methodically put it through its 120 cps pace. We achieved a print head life of over 100 million characters with an extremely precise dot alignment creating each crisp character.

So far so good.

Next, sophisticated performance demanded versatility. A wide choice of character sets, a buffer expandable to 8K, and the ability to interface with all popular personal computers. We added macro instruction, giving Gemini-10X the capability to perform up to 16 operations with one command. We included as standard a paper feed system that has a friction and fully adjustable tractor feed. Then we even built in the dexterity to print graphics and text on the same line.

Done.

And, of course, staying the best means constant reviewing and fine-tuning. Keeping the Gemini easy to find, easy to afford and so reliable it can be warranted for up to twice as long as its major competitors.

Only the most careful engineering has built the new hard-working Gemini-10X. You'll applaud its performance.

star™
micronics·inc

THE POWER BEHIND THE PRINTED WORD.

Computer Peripherals Division
2803 N.W. 12th Street, Dallas/Ft. Worth Airport, TX 75261



understand is that our intelligence is, to us, the limit of our definition of intelligence. Our science is the limit of science. But what if an intelligence arrives which is as far above us as we are above a fish? The powers of an AI could well be indistinguishable from miracles.

How Would We Know?

An ancient Jewish proverb states that things are never as good as we hope and never as bad as we fear. How an AI would view humanity is clearly speculative. It could see us as a disease, as zoo creatures, as beloved ancestors, as toys, as ethically superior, whatever. But if you assume, as many now do, that AI is possible, few issues facing mankind are as deserving of serious thought. The first question involves simply recognizing AI if it occurred.

How would we know that a computer had become artificially intelligent? There is a science fiction story in which the researchers decide that they should test for AI by asking the toughest question they can think up. They turn to the machine and ask, "Is there a God?" The AI computer replies, "There is now!"

Adaptability is probably the most identifying characteristic of intelligence. This includes the ability to learn, to view problems from several perspectives, to remember, and to draw conclusions. Today's personal computers, powerful machines that they are, have neither the memory size nor the speed to house significant AI programs. Nevertheless, interesting imitations of AI can be experimented with in small programs.

One ongoing experiment has been featured in Fred D'Ignazio's COMPUTE! column, "The World Inside The Computer." He's been building a program called "The Computer Friend" which asks questions and then memorizes the answers on a disk. Each time a child has a session with the "friend," the program learns more about the child and can behave as if it is getting to know the child the way a human friend would.

To see how the computer can "learn" new things, try the program here called "The Learner." It allows you to either teach it things or ask it questions. Since there is no provision to transfer what it learns to "long term memory" on disk or tape, the program will need to start from scratch each time you RUN it. But you'll at least get a feel for what it's like to interact with a primitive AI. You could even add permanent storage to it by opening a file on tape or disk if you want to. In any case, experiments in AI are going on all over the world. It's worth thinking about.

Program 1: The Learner – TI Version

```
100 DIM F$(100)
110 PRINT "THE SUBJECT FOR TODAY'S
    {5 SPACES}LESSON IS A ";
120 INPUT SUB$
130 PRINT
140 PRINT "TO ASK ME A QUESTION, TY
    PE  THE LETTER A"
150 PRINT "TYPE ANY OTHER LETTER TO
    {4 SPACES}TEACH ME SOMETHING NE
    W."
160 INPUT DEC$
170 IF DEC$="A" THEN 260
180 PRINT "WHAT SHOULD I KNOW ABOUT
     A ";SUB$;"?"
190 PRINT "THAT IT'S  ...";
200 INPUT FACT$
210 F$(F)=FACT$
220 F=F+1
230 PRINT "THANKS."
240 PRINT "I HAVE LEARNED THAT A
    {6 SPACES}";SUB$;" IS ";FACT$
250 GOTO 130
260 PRINT "ASK ME ABOUT A ";SUB$
270 PRINT "IS IT  ...";
280 INPUT QUE$
290 FOR I=0 TO F
300 IF QUE$=F$(I)THEN 350
310 NEXT I
320 CK=1
330 PRINT "YOU HAVEN'T TAUGHT ME
    {7 SPACES}WHETHER";
340 GOTO 360
350 PRINT "YES.";
360 PRINT " A ";SUB$;" IS ";QUE$;".
    "
370 IF CK=0 THEN 130
380 PRINT "IS IT ";QUE$;"?  (Y)=YES
    , (N)=NO"
390 INPUT X$
400 IF X$<>"Y" THEN 430
410 F$(F)=QUE$
420 F=F+1
430 PRINT "YOU LEARN SOMETHING NEW
    {5 SPACES}EVERY DAY."
440 CK=0
450 GOTO 130
```

```
100 DIM F$(100)
110 PRINT"THE SUBJECT FOR TODAY'S LESSON
    IS A ";
120 INPUT SUB$
130 PRINT:PRINT"TO ASK ME A QUESTION TYP
    E THE LETTER A."
140 PRINT"TYPE ANY OTHER LETTER TO TEACH
    ME SOMETHING NEW."
150 INPUT DEC$
160 IF DEC$="A"THEN220
170 PRINT"WHAT SHOULD I KNOW ABOUT A ";S
    UB$;"?"
180 PRINT"THAT IT'S{2 SPACES}... ";
190 INPUT FACT$:F$(F)=FACT$:F=F+1
200 PRINT"THANKS.":PRINT"I HAVE LEARNED
    THAT A ";SUB$;" IS ";FACT$
210 GOTO 130
220 PRINT"ASK ME ABOUT A ";SUB$
230 PRINT"IS IT{2 SPACES}... ";
240 INPUT QUE$
250 FORI=0TOF:IFQUE$=F$(I)THENPRINT"YES.
    ";:GOTO270
260 NEXTI:CK=1:PRINT"YOU HAVEN'T TAUGHT
    ME WHETHER";
```

COMM * DATA
COMPUTER HOUSE, INC.

MILFORD, MICHIGAN



ARCADE STYLE GAMES

- Supercuda *
- Pegasus Odyssey *
- Ape Craze *
- Escape MCP *
- Maelstrom *
- Firing Line *
- Pakacuda *

OTHER GAMES

- Street Maze v
- Caves of Annod v
- Dragons & Treasure v
- Cribbage Partner †

EDUCATIONAL

- Toddler Tutor *
- Primary Math Tutor *
- Math Tutor *
- English Invaders Games *
- Gotcha Math Games *

POTPOURRI

- Basic Tools †
- Sketch & Paint *
- Multi-Level Marketing Manager (Direct Selling) †

On Shelves Everywhere - Ask For Comm*Data

Dealer Inquiries Welcome.

† Commodore 64
v VIC 20
* Both

MasterCard VISA

COMM * DATA
COMPUTER HOUSE, INC.

320 Summit Avenue
Milford, Michigan 48042
(313) 685-0113

Arcade Style Games are High Res Full Machine Code.
Commodore 64 and VIC 20 are Registered Trademarks of Commodore Business Machines, Inc.

ADVERTISEMENT

Growing computer industry expands authors' choices

The rapidly expanding personal computer industry offers greater opportunities for the software programmer and author in search of a publisher.

Yet the growth poses its own problem - the choice of a publisher.

Here is a list of questions to consider when looking for the publisher best-suited for your product:

-How large is the publisher's distribution network? A publisher with international connections can offer more exposure than companies limited to regional or national sales.

-How will your product be marketed and advertised? No matter how good the program is, if people don't know about it, it won't sell. Look for a publisher with a marketing budget large enough to give individual attention to the program.

-Does the publisher market programs for more than one computer? The days of limited selection in hardware are long gone. Limiting programs to one or two computers can limit sales and profits. Authors can increase their share of the marketplace by looking for a publisher devoted to converting programs to a variety of popular computers.

-Does the publishing house lend technical support to authors? Some publishers only accept programs ready for the marketplace. A lot of good ideas are lost in the long run. The publisher that offers assistance invests a greater stake in the product, the author and the success of the product.

-Does the publisher offer complete product support to consumers? In these times of consumer awareness, the company that has established a network to answer customer questions about its products fares better than those who do not offer this support.

Each of these services leads to greater sales which in turn lead to greater profits for the individual programmer.

Sierra On-Line, Inc. is committed to paving the way for an author's success.

Sierra On-Line's product line is distributed worldwide with production facilities in the United States, Japan, Australia, the United Kingdom and South Africa.

Sierra On-Line employs a well-financed, in-house marketing and advertising staff with a knack for creating tailor-made campaigns for products.

Each program is evaluated by experts, who may suggest enhancements to improve the product and to increase its appeal to customers.

Further, Sierra On-Line isn't limited to a single computer. The company closely monitors computer trends and makes existing products available for the most popular lines - all to the author's benefit.

A packet for authors with more information about the software submission process and our company is available by writing Sierra On-Line, Inc., Sierra On-Line Building, Coarsegold, CA 93614, or by contacting David Siri or Howard Luthy by phone at (209) 683-6858.

```
270 PRINT" A ";SUB$;" IS ";QUE$;".":IFCK
    =0THEN GOTO130
280 PRINT"IS IT ";QUE$;"?{2 SPACES}(Y)=Y
    ES, (N)=NO"
290 INPUTX$:IFX$="Y"THENF$(F)=QUE$:F=F+1
300 PRINT"YOU LEARN SOMETHING NEW EVERY
    DAY."
310 CK=0:GOTO130
```

Program 3: The Learner – Atari Version

```
100 DIM F$(20*40),FL(20):REM Twenty
    40-Character substrings
105 DIM SUB$(20),DEC$(1),FACT$(40),Q
    UE$(40),X$(1)
110 PRINT CHR$(125);"The subject for
     today's":PRINT "lesson is a ";
120 INPUT SUB$
130 PRINT :PRINT "To ask me a questi
    on, enter":PRINT "the letter A."
140 PRINT "Press RETURN alone to tea
    ch me":PRINT "something new."
150 INPUT DEC$
160 IF DEC$="A" THEN 220
170 PRINT "What should I know about
    a ";SUB$;"?"
180 PRINT "That it's ...";
190 INPUT FACT$:F$(F*40+1,F*40+39)=F
    ACT$:FL(F)=LEN(FACT$):F=F+1
200 PRINT "Thanks.":PRINT "I have le
    arned that a ";SUB$;" is ";FACT$
210 GOTO 130
220 PRINT "Ask me about a ";SUB$
230 PRINT "Is it ...";
240 INPUT QUE$
250 FOR I=0 TO F-1:IF QUE$=F$(I*40+1
    ,I*40+FL(I)) THEN I=F:NEXT I:PRI
    NT "Yes,";:GOTO 270
260 NEXT I:CK=1:PRINT "You haven't t
    aught me whether";
270 PRINT " a ";SUB$;" is ";QUE$;"."
    :IF CK=0 THEN GOTO 310
280 PRINT "Is it ";QUE$;"? (Y=YES,N=
    NO)";
290 INPUT X$:IF X$="Y" THEN F$(F*40+
    1,F*40+39)=QUE$:FL(F)=LEN(QUE$):
    F=F+1
300 PRINT "You learn something new e
    very day."
310 CK=0:GOTO 130                    ©
```


Maxell Floppy Disks

The Mini-Disks with maximum quality.

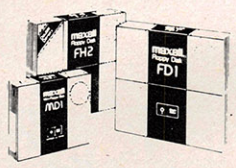

Dealer inquiries invited. C.O.D's accepted.
Call FREE (800) 235-4137.



PACIFIC EXCHANGES
100 Foothill Blvd.
San Luis Obispo, CA 93401
In Cal. call (800) 592-5935 or
(805) 543-1037

MasterCard VISA

GO WITH THE WINNER

If you wanted to bet on the horses, you'd get advice from somebody who'd been a success at betting on the horses.

So it's only reasonable to demand that the blackjack program you buy be one with a PROVEN system from a PROVEN winner at blackjack. Not from some anonymous programmer who can't change the filter in his coffee-maker. Not from some Sunday afternoon sports analyst, but from a man whose "Winningest System" earned him appearances on CBS Television's *60 Minutes* — and a penthouse in Las Vegas. Ken Uston.

Now, Ken Uston and Intelligent Statements™ can help make you a winner three ways — three ways that add up to make *Ken Uston's Professional Blackjack* truly the winningest blackjack program ever!

WINNING FEATURE #1
An Unbelievable Program

Ken Uston's Professional Blackjack is a real winning program, with features unavailable on any other program at any other price. It's the most complete and realistic blackjack game money can buy. You'll meet the same playing opportunities that you'd face at a real blackjack table — at your choice of over 70 Nevada and Atlantic City casinos, each with its own set of rules and variations. Or you can create your own casino, manipulating sixteen different game variables to produce an unbelievable 39,813,120 different playing situations. Select the number of decks in the shoe, vary the dealing speed, and much, much more. And all your data is accurately displayed, so you can play the strategy you like and get the feedback you need to win.

A Teaching System for Winners

Ken Uston's Professional Blackjack is the most thorough and authoritative teaching system you can buy. Now you can learn all of Ken Uston's computer-optimized card-counting strategies, from basic to advanced levels. Menu-driven interactive drills — augmented by superb documentation — lead you through each skill level. At any point you can choose to see accurate running counts, continuous statistical evaluations, discard deck totals and instructional prompts, complete with sound effects. So you develop and refine the skills you need to WIN BIG.



WINNING FEATURE #2
An Unbelievable Free Offer

In the package containing this winning program, we'll include, absolutely free, a coupon that entitles you to a free copy of *Million Dollar Blackjack*, Ken Uston's authoritative text on the game of blackjack — an $18.95 value! This book fully describes the blackjack system that won Ken Uston a reputation as the world's foremost blackjack player and rocketed him to nationwide fame in his apperances on *60 Minutes*. This is the system that made Uston such a threat to casinos that he's been barred from their playing tables — and it's implemented fully in this program and described in-depth in this book. If you want to investigate the reasoning behind the winningest blackjack system ever designed, this book is a must. If you want to LEARN the system, quickly and painlessly, this program is a must. We're offering you both — at a winning price.





IBM PC* REQUIREMENTS: 48K RAM, disk drive, PC-DOS*, 80-character display. Color and monochrome versions supplied with each package.

APPLE II** REQUIREMENTS: DOS 3.3, 48K RAM, disk drive, 40-character display.

OSBORNE 1™ REQUIREMENTS: Standard Osborne 1 package.

ATARI** 400/800/1200 REQUIREMENTS: 48K RAM and one disk drive.

*Display shows actual photograph of IBM PC version. Apple and Atari color graphics and Osborne monochrome graphics are similar. Versions for TRS-80** and other brands will be available shortly.*

WINNING FEATURE #3
An Unbelievably Low Price

The price for the winningest blackjack system ever is a winner, too. Including the software, the coupon and thorough documentation, *Ken Uston's Professional Blackjack* is an amazingly low $69.95. There are other programs that cost less and offer less. There are other programs that cost more and still offer less. This program is the winner, hands down.

Don't bet your money on losers. Play the system that made Ken Uston the world's winningest blackjack player. Only from Intelligent Statements. Try your dealer — or, if he doesn't have it, call 1-800-334-5470 today.

Be a winner with Intelligent Statements™ software.

intelligent statements™

GROWN-UP GAMEWARE

*IBM PC and PC DOS are trademarks of IBM. **Apple, Osborne, Atari and TRS-80 are trademarks of Apple Computer, Inc., Osborne Computer Corp., Atari Inc., and Tandy Corp., respectively.

David D. Thornburg, Associate Editor

Computers Go To School

Since September is back-to-school month, I thought I would interrupt our discussion of languages to comment on the growing use of computers in the classroom.

Just as the number of computers in homes is rapidly increasing, the classroom computer is also becoming ever more common. During the last several months I have been speaking to thousands of teachers in California who are interested in this phenomenon. In my travels around the state, I have found that the effective use of this technology is equally of concern to parents, teachers, and administrators. Unlike the "visual aids" revolution that filled schools with underused overhead projectors and filmstrip machines, the classroom computer appears to be here to stay.

The major problem facing teachers today seems to center around which machine to buy, what software to get, and what to do with the computer once it is in the classroom. Some teachers are apprehensive about using computers because they don't see how the computer can be integrated with their existing curriculum. I tell teachers that if they are satisfied with their classroom activities and feel that the children are learning the things they should be learning, that the best computer for them might be no computer at all. It would be tragic if the computer were force-fed to these teachers and, as a result, disrupted their presently successful teaching style.

Judging by the attendance at conferences on the use of computers in the classroom, there are many thousands of teachers who do want to know more about computers and their effective use with children. Except for a few books on the topic, there is generally little in the way of formal training available for computer-using educators. California is particularly fortunate in that it has Teacher Education and Computer Centers (TECC) located all over the state as a result of Governor Brown's Investment in People program. Among other activities, these TECC centers sponsor computer classes for classroom teachers.

Some of the state and community colleges are offering courses in this area as well, affording teachers the opportunity to learn about computers from the vantage point of their profession. Other states, such as Minnesota, have been similarly helpful in providing teachers with the information they need. And yet the field is growing and changing so rapidly that it seems like a full-time job to stay on top of new developments. It is so sad, for example, to find a teacher who was given a computer that has only a text display when that teacher wants to teach computer graphics. The fact that all computers are not "created equal" is sometimes learned too late.

First Things First

The most important thing a teacher can do first is to figure out how the computer will be used, identify the software that will be needed to achieve this goal, and then buy the computer that runs this software. This approach to computer purchasing ignores the practical considerations of cost, but one must ask if a cheap computer is a bargain if all the software you want is available only for other machines.

Computer use in the classroom falls into several categories – it can be used to reinforce lessons through computer-assisted instruction (this includes drill and practice programs); it can be used as a tool for learning about computers per se – as

The toughest test of a spreadsheet is the bottom line.

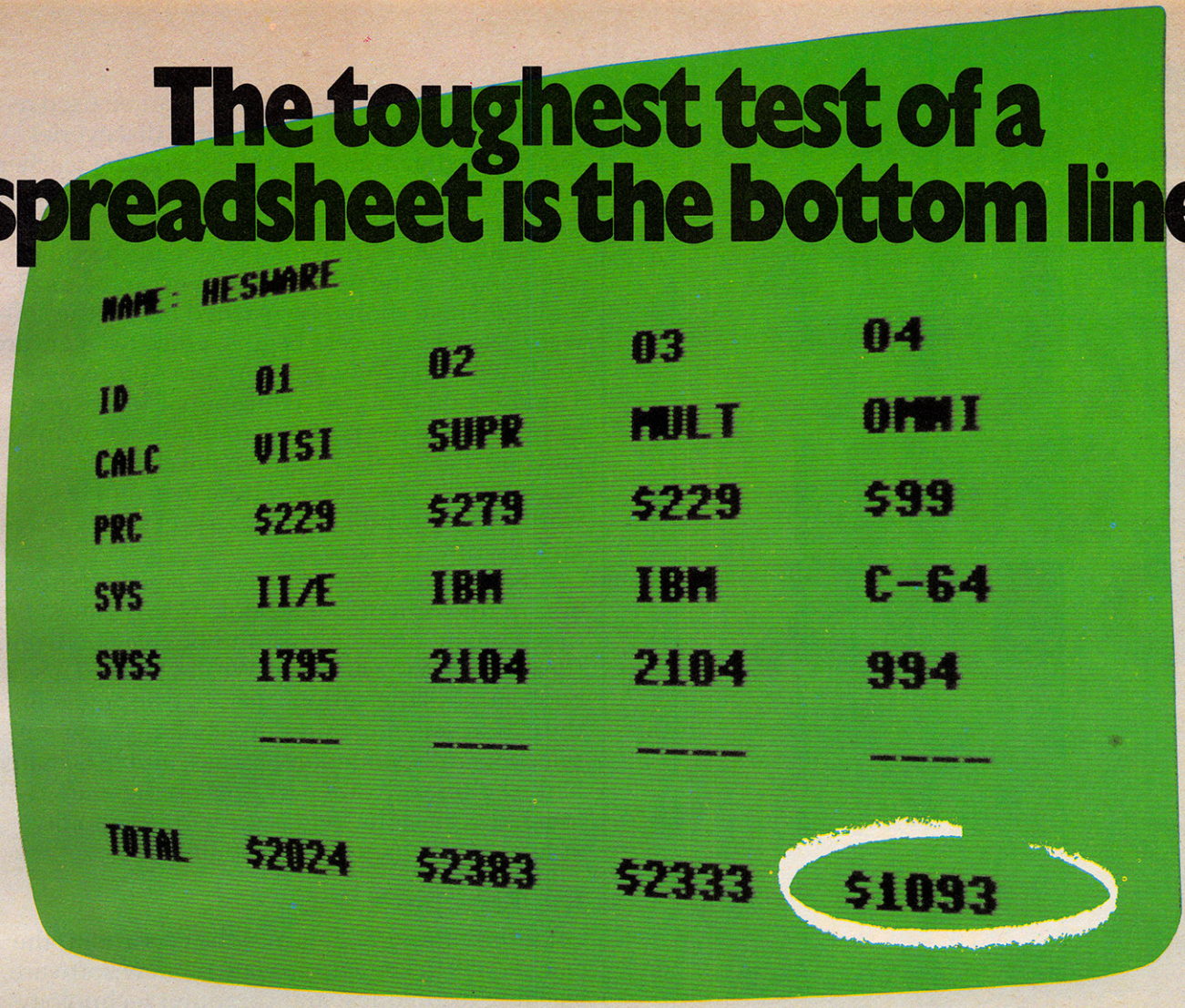

You don't need spreadsheet software to figure out the best spreadsheet value.

But it helps make our point. Compare the cost of the most popular spreadsheets with OmniCalc.™ Now add the cost of the computer and peripherals required. There's no question about it.

OmniCalc wins hands-down.

OmniCalc has all the features of VisiCalc,® at a much, much lower price. And OmniCalc runs on the powerful, low cost Commodore 64.™

Easy-to-use OmniCalc makes electronic spreadsheets practical and affordable for home use.

For financial forecasts, school projects, bank reconciliations, budgeting, stock and investment management. Even complex "what if?" problems.

Now that we've passed the bottom line test, OmniCalc is ready to face the toughest test of all: you.

Put OmniCalc and the other HesWare™ home productivity programs (including the HESWRITER™ word processor and TimeMoney Manager™) to the test at your computer software dealer.

HesWare is expanding the computer experience. And protecting your bottom line.

Pleases the tough customer.



HesWare™

Human Engineered Software
150 North Hill Drive
Brisbane, CA 94005
800-227-6703
(in California 800 632-7979)
Dept. C20

HesWare and HESWRITER are trademarks of Human Engineered Software. OmniCalc and TimeMoney Manager are trademarks of ISA Software. VisiCalc is a registered trademark of VisiCorp. Multiplan is a trademark of MicroSoft, Inc. SuperCalc is a trademark of Sorcim, Inc. Commodore 64 is a trademark of Commodore Electronics Ltd. Apple IIe is a registered trademark of Apple Computer, Inc. IBM is a registered trademark of International Business Machines, Inc. ©1983

LEARN TO TYPE OR GET BLOWN TO BITS.



MasterType™ makes typing a blast.

Now there's a typing program for the Apple®[1], Atari®[1] and IBM PC, that dares to be fun. And now it's available for the Commodore 64™[2]. It's MasterType. A combination of fast-action blow 'em up video games with the best instructional programs available. The result? Highly motivating and enjoyable learning.

MasterType is educations' favorite.

In fact, it's the best selling educational program today. And that's no surprise. Reviewers agree. **InfoWorld**©[3] wrote:

"We had fun reviewing it, and we highly recommend it to those who want to learn typing in an unconventional but motivating way."

InfoWorld©[3] also went on to rate MasterType as "excellent" in all four of its categories.

MasterType teaches your fingers to fly.

MasterType. With 18 explosive learning levels, you'll either learn to type or get blown apart.

39.95 (49.95 for the IBM PC).

All require disk drive:
32K for Atari®[1]
48K for Apple®[1]
64K for IBM PC,
64K for Commodore 64™[2].

MasterType
Lightning Software©
P.O. Box 11725, Palo Alto, CA 94306
(415) 327-3280

1. Atari and Apple are registered trademarks of Atari, Inc. and Apple Computers, Inc. respectively.
2. IBM PC and Commodore 64 are trademarks of International Business Machines, Inc., and Commodore Electronics Limited respectively.
3. InfoWorld review® 1982 CW Communications, Inc.

a "computer literacy" tool; and it can be used as a tool with which children can make discoveries and can explore topics on their own. The teacher can also use the computer for classroom management, lesson preparation, etc.

It takes some time for a teacher to become well-versed in the ways computers can be used – and this stage should be reached before the software selection process begins. Once teachers are ready to look at software, Pandora's box is opened. The sheer quantity of "educational" software is staggering. In the past, much of this software was garbage. Fortunately, times have changed. But teachers still have to learn how to evaluate software critically and how to interpret software reviews written by others.

Fortunately, teachers have some help in this area in the form of a new book, *Courseware in the Classroom* by Ann Lathrop and Bobby Goodson (Reading, Mass.: Addison-Wesley, $10). This fine book surveys the various uses of computers in the classroom, illustrates in detail the software selection and evaluation process, and lists many of the better software packages on the market today. Because the field is growing so rapidly, annual supplements will be published.

The Teacher's Job

Once the computer gets into the classroom, the teacher has to keep up-to-date on new software, teaching techniques, and computer technology. All this takes time. Where does this time come from, and who pays for it?

It is interesting to see that thousands of teachers appear willing to give up weekends with their families to attend conferences on the use of computers in the classroom. I am appalled to find that some schools expect their teachers to attend such workshops on their own time and at their own expense, but are willing to send a school secretary to a class, during working hours, to learn how to use the school's word processor.

I was once asked if we can afford to have computers in the classroom. My response was that there were three costs involved. There is the cost of the computers and software; this is the cheapest part of the system. There is the cost of "release time" to allow teachers to become proficient at computer use without using up their weekends and vacations. And then there is the cost of increased teachers' salaries to keep these people in the profession once they have acquired all this skill.

At a time when the quality of education in this country is undergoing such careful scrutiny, the question is not if we can afford this expense, but how we are going to provide appropriate levels of support.

Our kids can't wait any longer. ©

NEW FROM

ACCESS

THE ULTIMATE CHALLENGE FOR YOUR COMMODORE 64™ AND YOU







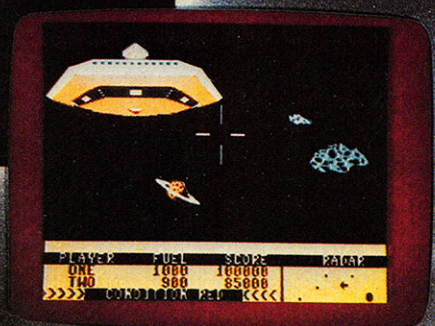

SPRITEMASTER™ is not just another sprite editor for the Commodore 64* computer.

It's the finest utility available for multicolor sprite animation and game programming.

It will have you making full color animated objects in just minutes. People running, birds flying or tanks rolling are a snap with Spritemaster.

It's a cartoon maker for children.

It will **automatically** append your sprites to other programs.

It's easy to use and understand and comes with a full 21 page instruction manual and samples of animated sprites to get you started. (Suggested retail price....$35.95)

Push your Commodore 64* to the limit!!

NEUTRAL ZONE™ takes you to the outer edges of the galaxy, to ALPHA IV, a long range early warning station whose mission is to detect alien intruders from other galaxies. You are assigned to one of the perimeter gunnery pods.

THIS IS NO-MAN'S LAND.....THE NEUTRAL ZONE.

NEUTRAL ZONE™ is the ultimate in high resolution, fast action, arcade quality games. It is written in 100% machine language and features smooth scrolling of the 360 degree panorama. All action is in 3-D, high res, full color graphics with fantastic sound effects. The realism is unbelievable. (Suggested retail price....$34.95)

SPRITEMASTER™ AND **NEUTRAL ZONE**™ ARE AVAILABLE AT YOUR LOCAL COMMODORE DEALER ON EITHER DISK OR TAPE.

ACCESS SOFTWARE INC

925 EAST 900 SOUTH, SALT LAKE CITY, UTAH 84105, TELEPHONE (801) 532-1134

*Commodore 64 is a registered trademark of Commodore Business Machines, Inc.

Questions Beginners Ask

Tom R. Halfhill, Features Editor

Are you thinking about buying a computer for the first time, but don't know anything about them? Or maybe you just purchased a computer and are still a bit baffled. Each month, COMPUTE! will tackle the questions most often asked by beginners.

Q Why do some computers have numeric keypads and others don't? Is this something important I should check for when comparison shopping for a computer?

A Numeric keypads – those calculator-like groups of number keys found to the right of some computer keyboards – should be thought of as any other feature on personal computers. Whether or not they are a standard feature depends upon the reasoning of the computer's designers, and whether they are a desirable feature depends upon the needs of the user.

Numeric keypads are not built into most *home* computers – that is, the microcomputers primarily intended for home use. Keypads are usually found on computers designed for small-business use, or on higher-end personal computers that are suited to either purpose. This is because one of the most common applications for business computers is accounting, which calls for frequent entry of numbers. A numeric keypad is a great advantage for a skilled operator who is trained to touch-type on one. Entering numbers is much faster than with the usual number keys spread out along the top row of the typewriter keyboard.

Comparison shopping for a computer can be confusing to people just starting out because of the many combinations of features available. Our advice is not to lose sight of what you plan to use the computer for; that's how you'll know what features you need. This goes for numeric keypads or anything else. If you plan to be entering many numbers, and if you know (or will learn) how to touch-type on a keypad, then a keypad is a desirable feature. Otherwise, you'll probably never miss it. But even if you do, external plug-in keypads are available for most home computers, including the Apple, Atari, Commodore 64, and VIC-20. Also, part of the regular typewriter keyboard on most computers can be redefined to simulate a keypad via programming.

Incidentally, while we're on the subject, it's interesting to note that computer and calculator keypads are arranged exactly the opposite of touch-tone telephone keypads. Computers and calculators arrange the keys in descending numerical order, starting at the upper right and ending at the lower left, while telephone keys are just the opposite. This must be disorienting for people who have to switch back and forth – such as telephone receptionists or operators who also work with adding machines or computers. If any readers know the story behind this odd disparity we'd like to hear from you.

Q I've heard references to "80-column cards." What is a card? What does it look like? How does it work?

A A *card* is a circuit board which plugs into a computer and adds some sort of extra feature or capability. In microcomputing, "card" and "board" have come to be almost synonymous, except that "board" is also used to describe the larger main circuit boards already built into the computer.

Practically every personal computer has some kind of expansion slot or port designed to accept cards and boards. When a card is plugged in, it becomes part of the computer, almost as if it were built-in. The most common accessory card is a memory board, a circuit board with memory chips which adds extra Random Access Memory (RAM) to the computer. Game and other program cartridges that plug into computers are really cards with Read Only Memory (ROM) chips.

An "80-column card" is an accessory that expands the screen display to a width of 80 columns (80 characters fit on one screen line). This is generally preferred for such applications as word processing, because it allows the screen to simulate the full width of a standard sheet of typewriter paper. Home computers normally cannot display more than 40 characters per screen line because the ordinary TV sets they are designed to work with lack the necessary sharpness. A special computer monitor is required for widths greater than 40 columns. ©

Put Your Commodore 64 To Work.



PowerFile is a Data Base Manager and Personal Filing System that is easy enough to use at home, yet powerful enough for most small business applications. Use PowerFile to organize your lists and records, and create a personal filing system customized to your needs.

As Easy To Learn As It Is To Use.

PowerFile comes complete with an easy to use and understand manual. Includes step-by-step instructions to create your first PowerFile data base, as well as easy reference to advanced features.

Help When You Need It.

Owners of PowerFile are offered direct support from City Software. Participants in our registration program can call our HELP line anytime, and will automatically receive free update disks without the hassle of returning original disks.

PowerFile Does It All!

- Set up an electronic file in minutes.
- Find any filed information in seconds.
- Change the order of a file in less than a second.
- Custom reports printed out quickly and easily.
- Compatible with **PaperClip***, WordPro and other popular word processors.
- Mailing label printout with options that include selection.
- Automatic calculations within files or when printing reports.
- Easy merge of mail lists with form letters using a word processor.
- Includes ready-to-run applications and instructional sample files so you can get the most from your system from day one.

$130 US

Bonus Offer!

Purchase PowerFile now and we will include 2 free applications — Personal Tax Records and Auto Expenses!

PowerFile Database Specifications

Menu driven	Yes
Tutorial instructions	Yes
Sample files	Yes
Ready to use Overlays	Yes
Characters per record	up to 254
Characters per field	up to 254
Fields per record (max.)	20 recommended (more allowed)
Records per file	to disk capacity
File structure	random access
Sorting on	any field
Nested sorts	to 5 deep
Nested subtotals	to 5 deep

Report Printout

- User defined format
- View or print selected information from your file
- Select by logical function, range, string, and other parameters

Compatible With Your Software

- Sequential files for use with MODEMS and to transfer data to and from spreadsheets, accounting programs, and custom programs

System Requirements

- C-64 Computer
- One or two Disk Drives
- TV or Monitor (color or monochrome)
- Printer — properly interfaced (program runs with limited applications without a printer)

City Software

735 West Wisconsin Avenue Milwaukee, WI 53233

Ask For PowerFile At Your Local Dealer, Or Call Toll Free 1-800-558-1008. In Wisconsin Collect 414-277-1230. Dealer Inquiries Invited.

Commodore 64 is a registered trademark of Commodore Electronics, Inc. *Product of Batteries Included WordPro is a trademark of Professional Software, Inc.

On The Road With Fred D'Ignazio

Do you have your track shoes on?

Do you have a pocketful of plane reservations?

Do you have your passport? And your international driver's license?

Are you in fantastic shape? Can you withstand a nonstop barrage of greasy airport Reubens, buttery croissants, chocolate éclairs, and warm ale? Can you keep your feet from going flat after walking through miles of computer and robot exhibits? Can you remain steady after transcontinental and transoceanic jet flights, cross-country train rides, car trips, and frantic wandering through the London subway?

You can? Good! Then you're ready to accompany me on a whirlwind replay of my spring "on the road."

Big Bird, Blue Jeans, And Blackboards

On March 17th, I joined the COMPUTE! staff and jetted out to San Francisco for the 1983 West Coast Computer Faire. On March 28th, I still hadn't recovered from the crowd, tumult, and heady new products introduced at the Faire. But I packed my bags and flew down to Tampa, Florida, to make a speech at the Florida Instructional Computing Conference. I remember asking the passenger sitting next to me, "Is Tampa on the east coast of Florida or the west coast?"

The week after I returned from Tampa, I hopped aboard another plane and flew up to New York to visit the people at the Children's Television Workshop and the Children's Computer Workshop. CCW and CTW were a treat. It was good to meet relaxed, smiling people dressed in blue jeans and T-shirts. And big fuzzy Cookie Monster, Kermit, and Big Bird dolls were perched on file cabinets and smiled down from colorful posters on the walls.

(You can read about what I learned on these trips in my July 1983 "On the Road" and "World Inside the Computer" columns in COMPUTE!, and in my August "Computing for Grown-Ups" column in COMPUTE!'s Gazette.)

During this phase of my travels I got to see a lot of educational software. My chief impressions were that the software is quickly improving and that its creators are beginning to deal with learning in a totally new manner.

Only a year ago, educational software on personal computers consisted almost entirely of old-fashioned "electronic textbook" programs and drill and practice programs.

Six months later we were besieged by educational game software, really *disguised drill and practice*.

Now we are beginning to see something new. We are seeing the first real microcomputer simulations, where the kid's computer "pretends" it is a world or environment and challenges the child to playact and build a face, conduct a chemistry experiment, pilot a starship, run a nuclear reactor, solve a crime, or map out a new world. Some of the forerunners in such simulation games include the Learning Company's *Gertrude's Puzzles*; Spinnaker's *Facemaker*, *Snooper Troops*, and *In Search of the Most Amazing Thing;* and Children's Computer Workshop's *Electronic Blackboard* game.

Electronic Blackboard suggests an even newer type of educational software for children: kids' workstations – where the computer becomes a general-purpose tool to enable children to use the computer to do *whatever they want* (just like adults!).

Electronic Blackboard creates an electronic "mailbox" for kids. Several blackboards are pictured on the computer's display screen. At first they are empty. Kids get to "borrow" a blackboard, associate their name with it (as a mail address), and use electronic *chalk* to write messages on the board for other kids to see.

If a message isn't private, you get to see it just by calling up a particular blackboard. If, however, it *is* private, the child can hide it. You can access private messages "for your eyes only" by typing your name. It's not a foolproof security system, but it makes a great educational activity. Kids get to practice their reading and writing skills. And they are learning how to do word processing and send electronic mail.

All Alone With HERO

Not long after I visited CCW, I flew to Benton Harbor, Michigan, for a first encounter with HERO the robot, made by Heath. After *Star Wars'* C3PO and R2-D2, HERO is probably the third most famous robot in America.

And he is for real.

I noticed this immediately the first time I met

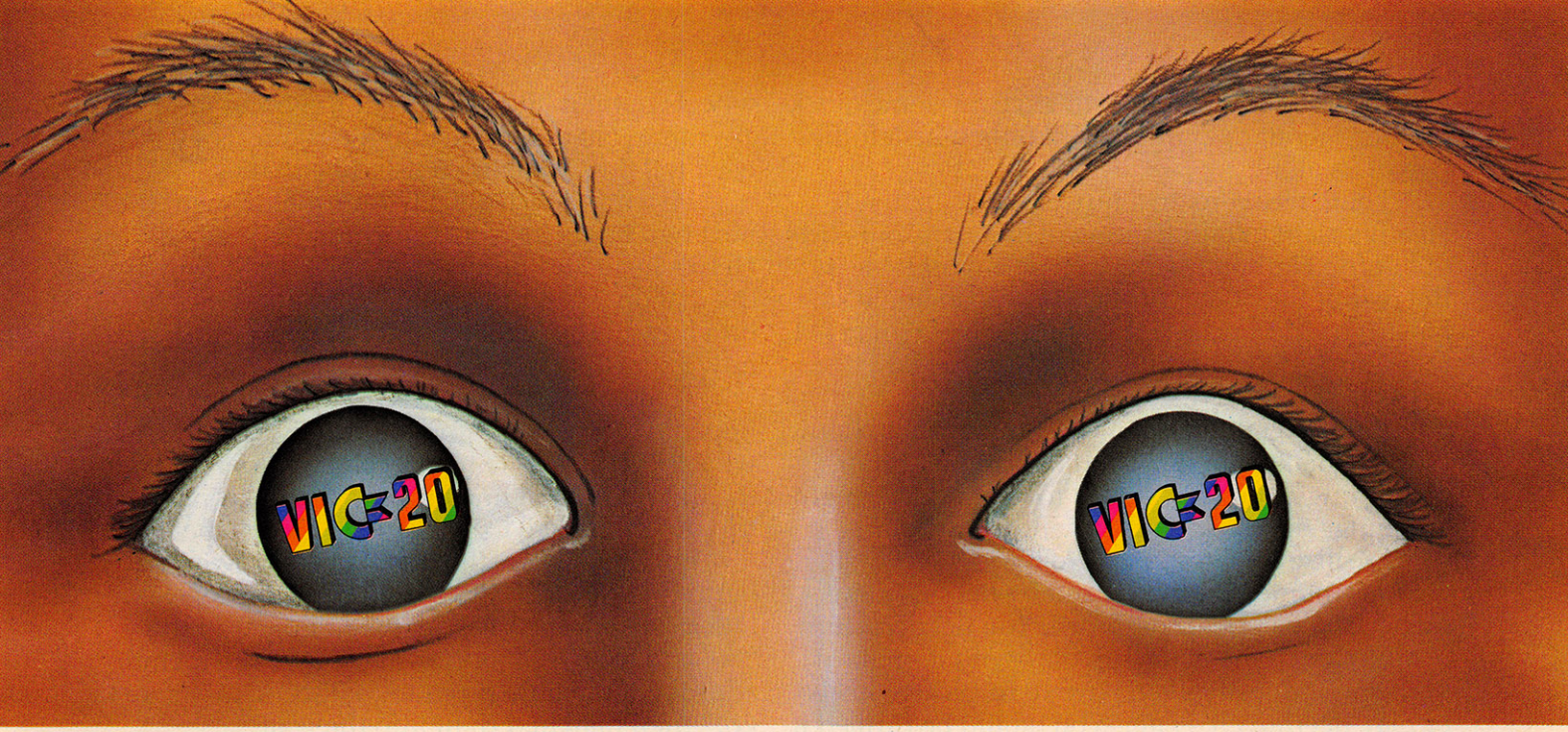

"YOU WON'T BELIEVE YOUR EYES"



THRESHOLD,™



LUNAR LEEPER,™



CROSSFIRE™



CANNONBALL BLITZ™

ACTUAL VIC 20 SCREENS

They said it couldn't be done. Boy, were they wrong!



You'll find the best graphics ever available for the Vic 20 in games that are already hits on the Apple and Atari. Think of it! Brilliant graphics and the fastest action this side of reality.

Survive wave after wave - 24 different levels - of intruding aliens in THRESHOLD. Rescue your space pals from the hungry LUNAR LEEPER™ and head for the eye. Save your city from reincarnating invaders in CROSSFIRE.™ Evade a CANNONBALL BLITZ™ to climb through three stages of action to defeat the Redcoats.

Sierra On-Line's assortment of the best, the brightest and the fastest. Believe it!

THRESHOLD,™ LUNAR LEEPER,™ CROSSFIRE™ and CANNONBALL BLITZ™: A whole new look for the Vic 20! Available at your local dealer.

Sierra ON-LINE INC

SIERRA ON-LINE BUILDING COARSEGOLD CA 93614
209 683 6858

him. Doug Bonham of Heath gave me some quick pointers about operating HERO, then he left the two of us alone.

There we were, in a tiny office deep inside Heath's giant manufacturing plant on the outskirts of Benton Harbor. HERO was on a worktable in the rear of the office, propped up at an angle so his drive wheel was slightly off the table (in case I told him to do something foolish).

And I was staring at HERO.

What do I do first? I am itching to get to know HERO – make him walk and talk and do other great things. But I am scared to death that I might get things mixed up and somehow hurt him.

I realize now that I was reliving those first anxious moments experienced by the first-time owner of a personal computer. You desperately want to touch the machine, play with it, make it perform. It doesn't even have to turn cartwheels or play Beethoven's *Fifth*. You would be thrilled if you could make the computer do *anything*.

Yet you are almost frozen by fear. What if you push the wrong button? What if you wipe out a program? What if you damage the machine? What if you do something foolish and silly?

I stood in the little room staring at the buttons on top of HERO's head and glancing at the "teaching pendant" (control box) sitting next to HERO on the table. What should I try first?

I decided that I'd try the safest thing first, something that was guaranteed not to get me into trouble. I would press the "3" button and the "1" button on HERO's keyboard. When HERO received a "31" command, he was supposed to move all his motorized limbs back to their "home" position. Surely this was a trivial and harmless thing to try first.

I pressed "31" and was startled when HERO came to life. His motors started buzzing, his arm rotated, his gripper hand pivoted, his wheels turned, and his head swung from side to side.

Then it happened.

I was just starting to breathe easier when HERO's wheels swiveled around and began banging into a metal plate. Bang! Bang! Bang! went the wheels. HERO's whole body began to rock.

I backed off in total dismay. I glanced fearfully at the door behind me. I was sure that Doug and his staff at Heath heard the racket and were about to rush in and accuse me of breaking their robot.

HERO's wheels kept banging. I leaned over and held onto HERO's shoulders, afraid that he would rock himself off the worktable.

Then he stopped.

"Ready," he said sweetly.

"Ready?" I thought. Then, with a flood of relief, I realized that HERO was okay. All that banging was okay. He was just returning his wheels to their "home" position. I hadn't broken anything. No one came into the room. They were used to HERO making noises like that.

My confidence quickly returned. I spent the next two hours joyfully punching buttons on Hero's head and flipping switches and turning the dial on HERO's teaching pendant. I taught him how to say "Hello, Fred," how to wave, and how to crash into the wall.

That last trick was not what I intended. I had hoped that my program would activate HERO's wheels and navigate him across the floor and out the door. I had planned for him to make a little trip down the hall to say hello to Doug's people.

But, somehow, the door was narrower than I figured. Or else HERO's front drive wheel was a little crooked. In any case, when I pressed the "A" and the "DO" buttons and gave the memory address of my little program, HERO said "Here I go," then marched right into the wall.

The Hall Of The Dinosaurs

The day after my first encounter with HERO, I rode with Doug Bonham in his car along the shoreline of Lake Michigan to Chicago. Doug was going to check up on Heath's exhibit at the ROBOTS VII conference in giant McCormick Place on the edge of the lake.

After spending several hours with HERO the day before, I thought he was the greatest. With his computer brain and his arm and wheels and motors and sensors, he was a complete, real robot. I expected him to hold his own with all the other robots in McCormick Place, since most of the robots there were not nearly as versatile or advanced. HERO could speak, move, and had an array of "senses," including the ability to detect motion, light, and sound. Most of the other robots were sightless, "dumb" industrial robots, anchored by lugs and rivets to the floor of the factory. How could they compare with a cute, walking, talking robot like HERO?

What a surprise!

When I walked into the mammoth exhibit hall at McCormick Place, I was stunned. I felt like I was in a giant, dreamlike Museum of Natural History, surrounded by prehistoric dinosaurs. Only the dinosaurs were not dead, old bones. Instead they were alive and they moved. And their skin wasn't a cement gray, but red, orange, black, and brilliant yellow – all the colors of the rainbow.

This all sounds melodramatic, but it's true. The robots in McCormick Place were *huge*. Their robotic arms were as long as the neck of a giraffe, or of a brontosaurus. They appeared even taller because they rested on top of six-foot-high metal pedestals.

And they didn't just sit there. They moved

CPI

PARALLEL PRINTER INTERFACE FOR VIC-20 & C-64

GROW WITH US!

EXPANSION PRODUCTS FOR YOUR MICROCOMPUTER

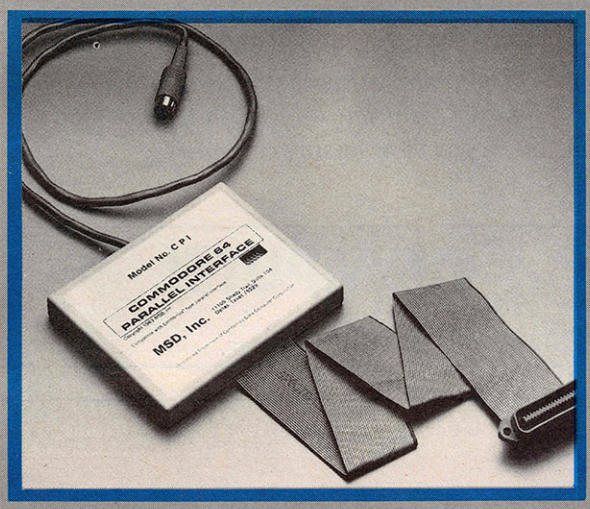

Lifetime Warranty available upon return of Product Warranty Card.

MSD's CPI Parallel Interface works with either the VIC-20 or Commodore 64 and provides total feature flexibility through software commands or hardware switches.

The CPI plugs into the serial port and directly interprets the signals generated by the computer's built in software, therefore no software needs to be loaded or enabled. All you need is built into the CPI cartridge. This feature allows the CPI to be compatible with most software written for the VIC-20 and Commodore 64 that utilize 1515 or 1525 printers.

The CPI is capable of twelve printing modes, specified by software or hardware switch settings. These twelve printing modes are combinations of three options as follows:

Line Feed, ASCII Conversion and Listing Legibility.

Line Feed: The CPI can generate a line feed if needed through software or hardware switches.

ASCII Conversion: The CPI converts Commodore ASCII into standard ASCII characters through software or hardware switches.

Listing Legibility: Since many printers do not support the codes/graphics that the VIC-20 and Commodore 64 produce, program listing can become illegible if not impossible (Printer may "hang-up"). The CPI provides three listing modes to address this problem — Normal, Extended Tag and Abbreviated Tag.

In the Normal mode the CPI passes all commands from the computer to the printer. The Normal code would be used for programs written by the user or programs with commands supported by the printer.

In the Extended Tag mode the CPI will generate "tags" (neumonics) for graphics, cursor control, print control and special characters. For any graphics characters that are not standard ASCII, the decimal value of the graphics symbol is printed. For instance, the "checker board" character (press the Commodore key and the plus sign) lists as [166].

The Abbreviated Tag mode is the same as Extended Tag mode, except all the tags are replaced by the "#" sign. This mode would be used if you wanted a program listing to be formatted as the original program. That is without the "tags" using several print spaces instead of one print space.

The CPI is equipped with a built-in self-test program that will check the RAM, ROM and I/O hardware of its microprocessor. This test can be helpful in determining if something is faulty or if the configuration you are using is valid. The self-test will print information to the printer.

CPI LISTING LEGIBILITY TAGS

TAG	Is Printed For:	TAG	Is Printed For:	TAG	Is Printed For:	TAG	Is Printed For:
[CD]	Cursor Down	[DL]	Delete	[ORA]	Change to Orange	[F2]	Function Key 2
[CU]	Cursor Up	[BLK]	Change to Black	[BRN]	Change to Brown	[F3]	Function Key 3
[CL]	Cursor Left	[WHT]	Change to White	[LTR]	Change to Light Red	[F4]	Function Key 4
[CR]	Cursor Right	[RED]	Change to Red	[GY1]	Change to Grey 1	[F5]	Function Key 5
[HC]	Home Cursor	[CYN]	Change to Cyan	[GY2]	Change to Grey 2	[F6]	Function Key 6
[CS]	Clear Screen	[PUR]	Change to Purple	[LTG]	Change to Light Green	[F7]	Function Key 7
[RV]	Reverse On	[GRN]	Change to Green	[LTB]	Change to Light Blue	[F8]	Function Key 8
[RO]	Reverse Off	[BLU]	Change to Blue	[GY3]	Change to Gray 3	[PI]	Pi Symbol
[IN]	Insert	[YEL]	Change to Yellow	[F1]	Function Key 1		

Call toll free for nearest dealer

1-800-527-5285

MSD

MICRO SYSTEMS DEVELOPMENT, INC.

(214) 241-3743

11105 Shady Trail • Suite 104 • Dallas, Texas 75229

MSD also manufactures RS232 Interfaces, IEEE Interfaces, Port Expanders, RAM Cartridges, Audio Cassette Interface, Terminal Emulators, Disk Drives and Monitor Cables.

Win a FREE trip to Hawaii. Join our "Grow With Us" Club. The more you buy... the better your chances. Details at your Dealer.

All MSD Products Made In U.S.A.

VIC-20 and Commodore 64 are trademarks of Commodore Business Machines, Inc.

with frightening, snakelike swiftness and grace. Their movements made them seem alive, conscious, even intelligent. They twisted, gyrated, and whirled in a strange, mechanical dance.

As they moved they made soft noises. Some swished, others whooshed. Some buzzed, others wheezed. Many robots made no sound at all. They moved their enormous arms in great, sweeping arcs. They rotated, opened, and closed their leviathan grippers. Their arms telescoped abruptly to twice their size, or dived to the floor to pick up a cinder block or a paintbrush.

And they made no sound at all.

In the midst of all these dinosaurs sat HERO – two HEROs, actually. He was the same robot as yesterday, but somehow, among all these hulking machines he seemed very different. He was obviously still "all robot," but now he also seemed sensitive, delicate, and fragile.

Whatever, HERO was a tremendous hit. I came back to the Heath booth several times during the day and always found huge crowds of people standing around the two HEROs, watching them perform, and listening to them tell jokes.

I left the ROBOTS VII conference late that afternoon and flew back to Roanoke. I carried with me one chief impression. Before the conference I had thought of robots as all belonging to the same tribe. Now I saw two tribes: the little guys, like HERO; and the big, hulking monster robots that are taking over our factories.

Eventually we'll have robots of all shapes and sizes in our society – not just big robots and little robots. But I think there will still be two different tribes. Then the *programming* will make the difference. Robots in the home will be programmed to be friendly, playful, helpful, and easygoing. Robots in the workplace will be cold, purposeful, and narrow-minded. They won't be programmed to carry on a chat with their human counterparts. Their only mission will be to get the job done. Both types of machines (home and work) will be robots. But they will be two different sorts of creatures entirely.

Next month Fred and HERO go to London, England, to teach a course on robotics literacy, and they visit a children's educational software company. Fred also meets a computer magician – a British teacher who creates kids' magic shows using computers. ©

COMPUTE!
The Resource

OMEGA Ω INTERNATIONAL



EPSON FX-80 PRINTER

- Up To 160 cps • Pinfeed Platen
- Proportional Spacing • Graphics • Elite Pitch
- Centronics Parallel Interface • Internal 2 K Ram

NOW AVAILABLE FOR IMMEDIATE DELIVERY !



IDS 480 MICROPRISM

OMEGA PRICE **$549**

Manufacturers Suggested Retail Price 699.00

- New "Maisey™" Print Quality
- Dot Matrix

CALL TOLL FREE !
1-800-343-0873
Call Toll Free for Ordering
All Others call (617) 229-6464

CHARGE IT ! VISA MasterCard

- Mass. Residents Add 5% Sales Tax
- Prices Do Not Include Shipping Charges

PRICES, SPECIFICATIONS AND AVAILABILITY OF ADVERTISED MERCHANDISE SUBJECT TO CHANGE WITHOUT NOTICE

UNADVERTISED SPECIALS • AMDEK • APPLE • C-ITOH • GEMINI • NEC • OKIDATA • TANDON

OMEGA INTERNATIONAL
334 R CAMBRIDGE STREET, BURLINGTON, MA. 01803

YOUR PROBLEM IS SOLVED!

Now you can rely on *PACE* for ONE STOP shopping for all your Micro Computer needs. We have picked out the BEST 2000 Books, Programs and Accessories—covering all the major brands and put them into one friendly store. And, this is backed up by THOUSANDS of additional items we stock in our central warehouse, ready for overnight shipping to our stores. Magazines? You bet! We carry almost 60 different Micro Magazines on our racks! Plan to visit us soon. Can't visit? Then you can order from our gigantic catalog. Just write for your personal copy today, just $ 3.00 per copy.

pace

For: COMMODORE VIC-20*

GETTING ACQUAINTED WITH YOUR VIC-20® More than 50 programs. By Tim Hartnell. Step-by-step programming instruction from the simpliest to the most sophisticated. Softcover.
4198-000028 5¼" X 7", 128 Pgs **$ 9.95**

COMPUTERS FOR KIDS-VIC-20 Edition. By Sally Greenwood Larsen. A BASIC programming manual written just for kids. Includes special section for teachers and parents. Softcover.
4198-000042 7" X 11", 72 Pgs **$ 5.95**

VIC BASIC A User-Friendly Guide, Graphics Color and Sound. By Zamora, Inman, Albrecht and Dymax! A guided tour of the BASIC language. Learn to create programs using sound, color and graphics! Softcover.
4690-008377 5½" X 7", 360 Pgs **$12.95**

34 VIC-20® COMPUTER PROGRAMS for Home, School & Office By Howard Adler. For HOME: Horoscope, Monthly Loan, Poetry-writer, Bowling Score, Savings Account Interest etc. For SCHOOL: Foreign Capitals, Photography, Astronomy, Math Flasher, more. For BUSINESS: Daily Code Chart, Profit Estimator, Invoice Computer, Payroll Computer, More! Softcover.
4080-000029 5½" X 7", 96 Pgs **$ 8.95**

MORE THAN 32 BASIC PROGRAMS FOR THE VIC-20®. By Rugg, Feldman & Wilson. Includes: Games, Applications, Educational Programs, Graphics, Math and MORE! Softcover.
4250-000059 5½" X 7", 330 Pgs **$19.95**

VIC-20® COMPUTER PROGRAM WRITING WORKBOOK By Howard Adler. Handy BASIC notebook of 80 forms you need to make software writing easy and fun. Softcover.
4080-000811 8½" X 11", 96 Pgs **$ 4.95**

THE BASIC HANDBOOK 2nd Edition. Encyclopedia of the BASIC Computer Language By David A. Lien. Succinct reference to ALL BASIC language computers. Softcover.
4110-000005 7" x 9", 480 Pgs **$19.95**

ROBOT PANIC HesWare. By Steve Clark. Arcade-quality action game with 20 exciting levels, each with 9 waves of aliens! Joystick.
4428-000310 Cartridge **$39.95**

SHAMUS HesWare. By Tom Griner. A very diabolical game! Reach the core of the Shadow's lair by progressing through two levels of 32 rooms, fighting off the robot henchmen as you go. Not for people with high blood pressure! Joystick.
4428-000307 Cartridge **$39.95**

PREDATOR HesWare. By Tom Griner. Bold as an eagle, you rule the sky. 99 levels of challenge! Not only must you knock down enemy birds, but you've got to learn how to make your own 'bird' fly! Unique departure from arcade style games, but very fast paced! style games, but extremely fast! Joystick.
4428-000316 Cartridge **$39.95**

NEW **WORDCRAFT 20** UMI. Great new, inexpensive wordprocessor for the VIC®. Needs 8K Expan.
4850-001101 Cartridge $99.95

VIC® BASIC Prentice-Hall. A user-friendly guide explains how-to-do-it. Make rainbows, music and more!
4690-008378 Book $12.95

VIC-20® PROGRAMMER'S REFERENCE GUIDE Commodore Business Machines. Complete BASIC vocabularly guide, machine language programming, tips and more.
4100-000110 Book, 290 Pgs $16.95

COMPUTE!(s) FIRST BOOK OF VIC® A compilation of articles from COMPUTE! magazine.
4105-000007 Book, 212 Pgs $12.95

KIDS AND THE VIC® Dàtamost. Written at children, not down to them. Turns kids, (and unsuspecting parents), into computer experts in days! Includes parent's section for help over the 'rougher' parts.
4560-000056 Book, 220 Pgs $19.95

CARDBOARD 6 Cardco. Expansion interface for the VIC-20®. Fuse protected. Will hold up to six cartridges, or up to 35K of additional RAM memory. Allows switching between up to six different games or utilities without shutting off the computer. Also allows for future expansion by "daisy-chaining" two or more CARDBOARD 6 boards.
4135-000006 Cardboard 6 $99.95

CARDETTE 1 Cardco. Universal cassette interface for the VIC-20® and Commodore 64®. Don't throw away your old cassette player/recorder. This interface simulates all the functions of the data cassettes.
4135-000001 Cardette 1 $29.95

For: COMMODORE 64*

SPACE RESCUE HesWare. Created by ISP. Welcome aboard the Star WOOF! You and BENJI must save the universe from imminent invasion. 8 levels of play for ages 8 and up. Joystick and Disk Drive Required. For C-64.
4428-000110 Disk (for C-64) **$44.95**

MORE THAN 32 BASIC PROGRAMS FOR THE COMMODORE 64® COMPUTER By Rugg, Feldman & Western Systems Group. Includes Games, Applications, Educational Programs, Graphics, Math, and various misc. programs. For the Commodore 64®. Softcover.
4250-000112 5½" X 7", 328 Pgs **$19.95**

COCO HesWare. Educational computer game. With COCO you can learn computer techniques, computer jargon, a basic language, and problem solving. Designed for use by ages 9 and up. Includes DISK and CASSETTE program.
4428-000105 Disk/Cass. (for C-64) **$49.95**

6502 PROFESSIONAL DEVELOPMENT SYSTEM HesWare. By Jay Balakrishnan. An assembler package that includes HESBAL, a 6502/6510 assembler and HESEDIT, a comprehensive full-screen text editor. Features allow for professional 6502/6510 assembler programs. For the Commodore 64®.
4428-000102 Cassette (for C-64) **$29.95**

APE CRAZE Comm*Data. "Donkey-Kong" for the Commodore 64®. High speed arcade style game. Joystick & Datasette Required.
4103-001131 Cassette (for C-64) **$19.95**

SPEECH SYNTHESIZER

TYPE-'N-TALK™ Votrax. Text to speech synthesizer. Self-contained, easy to program. Interfaces w/computer, modem or any RS-232 compatible serial device. Contains: low data rate Votrax® SC01; phoneme-based speech synthesizer CMOS chip w/unlimited vocab; and a microprocessor based text-to-speech algorithm. Operates independently. Has a one-watt audio amplifier, 750 character buffer; data switching capability; Baud (75-9600); 100-hour elevated temperature burn-in; data echo of ASCII characters. Unit requires cables, (sold below).
4900-003900 (Less Cables) $249.00

NOTE: Although TYPE-'N-TALK™ can be used with a serial printer, (on the same port), it cannot be used with a parallel printer, or on a parallel port. In addition, you MUST have the follow equipment to make it operate: 1) Special Card, as noted; 2) An RS-232 Option; or, 3) Expansion Interface AND RS-232 Card.

TYPE-'N-TALK CABLES (ONLY)

4900-001002 For Apple II - $34.95 (Must have SSM A10 Card) **TRS-80 Models II & III** (Must have IMSAI:2810)

4900-010021 For Apple II - $34.95 (Must have Apple Parallel Card)

4900-010022 For Apple II - $34.95 (Must have Apple Serial Interface Card)

4900-001003 For TRS-80 $34.95 Model I (Must have Expansion Interface & RS-232 Card) **and for IBM-PC**

4900-001004 For TRS-80 $34.95 Color Computer

4900-001005 For Atari 400/ $34.95 800 - (Must have Atari 850 Interface Mod)

4900-001006 For Apple II - $34.95 (Must have CCS 7710A Card) **and for Heath**

4900-001007 For VIC-20 $34.95

JOYSTICK/CONTROLS

JOYSTICK Wico Command Co. Ultimate one hand control. Bat handle. Two firing buttons. For: Atari 2600/400/800®, Sears Arcade Game, and Commodore VIC-20®.
4920-159714 *SALE* **$23.99**

RED BALL Wico Command Co. Ball handle so familiar to arcade game users. 6-leaf switch assembly. Two fire buttons. For: Atari 2600/400/800®, Sears Arcade Game, and Commodore VIC-20®.
4920-159730 *SALE* **$27.99**

TRACK BALL Wico Command Co. A phenolic ball offers the magic of 360 degree movement. Same design as the arcade games. For all Atari® and Sears® video games and the Commodore VIC-20® home computer.
4920-724545 *SALE* **$55.99**

TRACK BALL Wico Command Co. A phenolic ball offers the magic of 360 degree movement. Similar to arcade games controls. For all Texas Instruments® home computers.
4920-724560 *SALE* **$55.99**

General Office: 345 East Irving Park Road, Wood Dale, IL 60191
PHONE: (312) 595-0238

GRAND OPENING SALE
The Gorilla Banana!. . .



WE CAN ONLY SELL 500 AT THIS PRICE!

We wanted to have a *Grand Opening Special* that would get your attention, but John Rhodebeck,our President, says that at this low a price, we can only sell 500. Afterall, he does have to answer to his investors! So, out they go at just **$249.99,** but only 500 are being offered at this incredibly low price. First come,first served!

These are great printers, not thermal, but true, 5 X 7 dot matrix printers, very similar to other famous brands selling for up to $400.00. And we searched and FOUND all the correct interface devices so theat these printers can be used with almost all the popular personal computers. **(NOTE:** Interfaces are sold seperately as listed below, be sure to order the correct one that matches your computer.)

Don't delay, this price will be seen by tens of thousands of computer users, and the 500 will not last very long! Phone orders are accepted if you wish to charge your order to Mastercard or Visa.

FEATURES: 10" carriage to handle 9-1/2" paper; Dense 5 X 7 Dot Matrix; 50 cps speed; 10 characters per inch, expandable to 5 cpi; 7 print pressure levels; Tractor paper feed; Weights only 10 pounds! At this price you could even afford to buy this as a backup

5470-000100	Gorilla Banana™ Printer	**$249.99**
5470-000101	Ribbon Cartridge for above (also fits Comm 1515/1525 printer)	**$9.95**
5470-000026	V26X Graphics for Vic-20/ C-64	**$20.98**
5470-000020	Expanded Graphics Cart. for Vic-20 (Optional)	**$39.98**
5470-000514	PC514 For Atari™ Personal Computers	**$40.00**
5470-000490	PC490 for Centronics Parallel/ Kaypro II	**$36.00**
5470-000495	PC495 For Osborne Computers	**$34.00**
5470-000527	For TRS-80 Models I and III	**$36.00**
5470-000500	Card and Rom Chip for Apple II plus/Apple IIe	**$139.99**
5533-200/201	For Sinclair ZX-81 or Timex 1000	**$94.90**

COMMODORE 64

NEW! The Commodore 64™ PROGRAMMER'S REFERENCE GUIDE. Everything you need to know to get started programming Commodore's newest, and most versatile personal computer. Step by step guides in language that is easy to understand. Tips ;Howto's and a whole lot more! One of our most popular books.
4760-022056 **$19.95**

COUPON Please Send Me:

QTY	NUMBER	DESCRIPTION	COST	TOTAL

Illinois Residents Please Add 6% Sales Tax.
Foreign Orders, (All outside Continental US), Add 10% Shipping (Minimum $4.00)
Catalogs Shipped Postage Paid

SHIPPING	$ 2.50
TOTAL	

PAYMENT ENCLOSED: ☐CASH ☐CHECK ☐MONEY ORDER
PLEASE CHARGE TO MY: ☐MASTERCARD ☐VISA (Min. Chg. $25)

CARD NUMBER _____
EXPIRES _____ INTRBNK# _____
SHIP TO _____
STREET ADDRESS _____ APT ____
CITY _____ STATE _____ ZIP _____

RUSH ORDER DEPART.

p.a.c.e.
Department: C-P
Lock Box 328
Bensenville, IL 60106

Mystery Spell

Doug Hapeman

This spelling game features lively graphics and sprites. It's also a clever teaching aid for parents, teachers, and students in which spelling lessons can be reviewed and then practiced. Originally written for the TI-99/4A with Extended BASIC, there are also versions for the VIC and 64.

If you've ever played Hangman, you won't have any trouble learning "Mystery Spell." Although it's similar in concept, there's a twist. Instead of a gallows, you'll see colorful balloons, flying blackbirds, cheerful music, and a happy face.

When the game begins, a happy face appears in a little hut surrounded by trees and landscape. The letters of the alphabet appear near the bottom of the screen, and blank spaces representing the secret word appear near the top. When you select a letter, the happy face moves to the selected letter and indicates whether it is an incorrect or correct choice. For each correct choice a colored balloon rises to the appropriate place in the secret word, and the letter is displayed. For each incorrect choice a blackbird descends and lands somewhere on the landscape. Too many blackbirds disallow any more guesses, and the word will be spelled correctly for you.

There are two levels of difficulty: easy, which permits six incorrect guesses, and difficult, allowing only four.

The program has 20 preselected words, or you can choose the "create your own word list" option (and, if you wish, save it to tape or disk). This option allows you to tailor the word difficulty to any learning level.

Many features of the TI-99/4A are used in the program: color, graphics, moving sprites, and music. Let's look at some program features and see how certain graphics results are accomplished in the TI version.

Screen Centered Printing

There are several locations in the program where variable length words or phrases are centered. Line 170 is an example. For centering text with the DISPLAY AT statement, a simple equation can determine the proper column position:

```
column = (14-LEN(L$)/2).
```

It's like using a typewriter. When you want to center your title, you find the center of the page and count back one-half the length of the title. Similarly, in TI BASIC you subtract one-half of the length of the string variable from one-half the screen width. Fourteen is one-half the screen width using DISPLAY AT, and 16 is one-half using CALL HCHAR. The length of the string variable is easily determined by the LEN function.

Moving Sprites

Moving sprites are a fascinating feature of TI Extended BASIC. Through a library of impressive subprograms, sprites can easily be called, defined, magnified, or set in motion, can acknowledge coincidence, change character definition, and so on. Because they are controlled by built-in subprograms, they are easily accessed by even a beginning programmer.

Regular characters are located on the screen in a 32 column by 24 row format, resulting in a total of 768 screen positions. Sprites, however, are located by dot-row and dot-column positions. Where normal characters are each made up of an eight-by-eight grid, sprites, on the other hand, can be located at any one of the 64 dots in the eight-by-eight grid. Therefore, there are 192 dot-rows and 256 dot-columns, for a total of 49,152 screen positions for sprites.

Mystery Spell uses moving sprites in several locations. The balloon and blackbird sprites are called with motion, but the happy face sprite is



nüfekop
P.O. Box 156, 21255 Hwy. 62,
Shady Cove, OR 97539
1-800-525-2529

Software for the VIC 20™
and Commodore 64™

64 Version Notes

Eric Brandon, Programming Assistant

The most interesting feature of the 64 version of "Mystery Spell" (Program 2) is the animated bird. The bird flies around the top of the screen, swooping down to pick up letters and to sit on its perch, depending on whether your guesses are right or wrong.

As the bird moves around, it seems to flap its wings, creating an illusion of flight. This is achieved by rapidly displaying different "poses." In films, this is done by passing many frames through a projector every second. To achieve the illusion of flapping wings, we too must create a few "frames" of a bird in motion.

Using a sprite editor, we first drew the bird you see in Figure 1. Then, using that sprite, we designed two more birds, one with the wing up (Figure 2) and one with the wing down (Figure 3). Using those shapes, we designed three more birds identical to the first three, but without legs. This gave us three "frames" for the bird carrying a letter, and three "frames" for the bird flying freely. We then set up the DATA statements in the program as if we were going to display six different sprites.

Immediately after the screen RAM are eight memory locations that tell the 64 where in memory to find the shapes of the eight sprites. Usually these locations are at 2040 to 2047 ($07F8 to $07FF). By rapidly POKEing 2040 with the pointer to each "frame," the bird seems to flap its wings. To see how this is done, look at lines 2000-2060. This is the routine which flies the bird around the top of the screen until you press a key. Line 2050 steps through the "frame" numbers. The actual POKEing is done at the end of line 2000.

Another interesting feature of the game is that when you guess correctly, the bird swoops down to pick up a letter, and then carries it up to the word. How is that letter incorporated into the bird sprite?

In the character set ROM at 53248 ($D000), the shape of each character is contained in eight bytes. Each byte is one row, and each bit is a column within that row. Depending on whether the value of that bit is 0 or 1, the pixel will be clear or set inside the character. The sprite is 24 bits wide, which is as wide as three characters. This means that by putting character shape data into every third byte within a sprite, we can make character shapes inside sprites. This technique could be used in any program which moves letters or text around smoothly. To see how this is done, look at lines 2180 to 2260.

Lines 2180 and 2190 make the character ROM available to be PEEKed. They also turn off the keyboard. Lines 2200 to 2240 take the character data and put it in the sprites. Finally, lines 2250 and 2260 cover up the character ROM and re-enable the keyboard.

Figure 1: Sprite-Created Bird

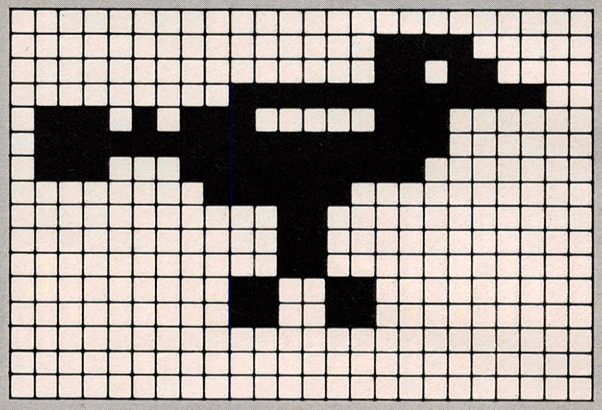

Figure 2: Bird With Wing Up



Figure 3: Bird With Wing Down



DYNACOMP

The Leading Distributor Of Microcomputer Software

PRESENTS

HOME FINANCE

PERSONAL FINANCE SYSTEM (ALL)	$ 39.95
TAX OPTIMIZER (ALL)	$ 59.95
MICROCOMPUTER STOCKS (ALL)	$ 59.95
MICROCOMPUTER BONDS (ALL)	$ 59.95
BUDGET MODEL ANALYZER (ATARI)	$ 23.95
PERSONAL BALANCE SHEET (OSBORNE)	$ 29.95
STOCK MASTER/STOCK PLOT (APPLE)	$ 59.95
NYINDEX (ATARI)	$ 29.95
STOCKAID (ATARI)	$ 29.95
PORTFOLIO MANAGEMENT (APPLE/OSB)	$ 69.95
INVESTING ADVISOR (TRS)	$ 39.95
INVESTMENT MANAGEMENT (ATARI/IBM)	$ 49.95
OPTIONS ANALYSIS (TRS/OSB/APPLE)	$ 99.95

BUSINESS

FINANCIAL MANAGEMENT (NORTH STAR)	$149.95
MAIL MASTER (ATARI)	$ 39.95
PAYFIVE (APPLE)	$149.95
LIFE CYCLE ANALYSIS (APPLE)	$ 39.95
DATA RETRIEVAL SYSTEM (ATARI/CPM)	$ 29.95
OPTIMAC (TRS/APPLE)	$ 43.95
BOOKKEEP (CPM)	$ 69.95
CUSTOMER PROFILE (OSBORNE)	$ 59.95

EDUCATION

HODGE PODGE (APPLE/TRS)	$ 18.95
CHILDREN'S CARROUSEL (APPLE)	$ 19.95
TEACHER'S AIDE (ALL)	$ 17.95
TEACHER'S GRADE BOOK (APPLE)	$ 49.95
PLAYER PIANO (ATARI)	$ 19.95
SPELL IT (APPLE)	$ 19.95
ELIZA II (ALL except APPLE)	$ 19.95
PROBABILITY (APPLE/ATARI)	$ 39.95
TYPEMASTER (TRS)	$ 18.95
FEELING BETTER (APPLE)	$ 39.95
FROGMASTER (ATARI)	$ 21.95

DISKETTES

5¼" SS/SD with hub rings, packed in plastic storage box (10/box)	$ 19.95

CARD GAMES

BRIDGE MASTER (ALL)	$ 29.95
GIN RUMMY (APPLE)	$ 22.95
POKER PARTY (ALL)	$ 23.95
BLACKJACK COACH (ALL)	$ 33.95
EUCHRE (ATARI)	$ 19.95

WAR GAMES

LEIPZIG 1813 (ATARI)	$ 33.95
SHILOH 1862 (ATARI)	$ 33.95
IRONCLADS (CPM)	$ 29.95

ADVENTURE

CRANSTON MANOR (CPM)	$ 19.95
WINDMERE ESTATE (NORTH STAR/APPLE)	$ 29.95
ZODIAC CASTLE (NORTH STAR/APPLE)	$ 29.95
STARSHIP LANDING PARTY (TRS)	$ 19.95
GENESIS-THE CREATOR (APPLE)	$ 49.95
VALLEY OF THE KINGS (ATARI)	$ 29.95

GAMES

VALDEZ (ALL)	$ 23.95
FLIGHT SIMULATOR (ALL)	$ 23.95
BACKGAMMON 2.0 (ALL)	$ 23.95
MANAGEMENT SIMULATOR (ALL)	$ 29.95
CHESS MASTER (CPM/TRS)	$ 23.95
STARBASE 3.2 (ALL)	$ 17.95
CACTUS LEAGUE BASEBALL (ATARI)	$ 19.95
FINAL ASSEMBLY (ATARI)	$ 19.95

ENGINEERING/STATISTICS

DIGITAL FILTER (ALL)	$ 53.95
HARMONIC ANALYZER (ALL)	$ 33.95
BASIC SCIENTIFIC SUBS. Vol. 1 (ALL)	$ 53.95
BASIC SCIENTIFIC SUBS. Vol. 2 (ALL)	$129.95
BASIC STATISTICAL SUBS. (ALL)	$ 99.95
CELESTIAL BASIC (APPLE)	$ 49.95
ACTIVE CIRCUIT ANALYSIS (ALL)	$ 43.95
BEAM DEFLECTION (ALL)	$ 39.95
ANALYSIS OF VARIANCE (ALL)	$ 43.95
PRINCIPAL COMPONENTS (APPLE)	$ 49.95
STATTEST (ALL)	$ 33.95

PRICES ABOVE ARE FOR 5¼" SINGLE DENSITY. ADD $3.00 FOR DOUBLE DENSITY, $2.50 for 8"

APPLE™
ATARI™
CANON AS-100™
COMPUSTAR™
HEATH/ ZENITH Z-100™
IBM-PC™
KAYPRO II™
MORROW DESIGN™
NEC™
NORTHSTAR™
OSBORNE™
PET/CBM™
SUPERBRAIN™
TRS-80™
CP/M DISKS DISKETTES

DYNACOMP

THESE ARE ONLY A FEW OF THE HUNDREDS OF PROGRAMS IN THE DYNACOMP LIBRARY.

Besides being the leading distributor of microcomputer software, DYNACOMP currently distributes software in over 60 countries. DYNACOMP provides FRIENDLY, ACCESSIBLE CUSTOMER SERVICE through our highly qualified and knowledgeable staff. WE'RE AS NEAR AS YOUR TELEPHONE.

DYNACOMP'S prices are highly competitive and we promise prompt processing of every order!

WRITE FOR A FREE, DETAILED CATALOG

Daytime	*24 Hour*	*Office Hotline:*
Toll Free Order Phones:	*Message and Order Phone:*	*9-5 E.S.T.*
(800) 828-6772 (800) 828-6773	*(716) 442-8731*	*(716) 442-8960*

DYNACOMP, INC.
1427 Monroe Avenue • Rochester, NY 14618

Call "THE COMPUTER-LINE" in Colorado

"Committed to bringing computers within the reach of all Americans"™

The Computer-Line believes that it is important to be competitive by offering low prices; however, we regard service as the **most** important aspect of a mail-order organization. All our lines are available so that you, the customer, are able to talk to fully qualified computer specialists trained to answer **all** your questions pertaining to our line of microcomputers. We are renowned for our excellent after-sales support and our promptness for delivery. Peace of mind and excellence in service is our pledge to all our customers.

Products for the IBM PERSONAL COMPUTER

The Ultimate Peripheral for your IBM from MBI
MONTE CARLO™ GT™ CARD

Five Functions — Memory/Serial/Parallel/Clock/Joystick
- Up to 1 Megabyte Expandable Memory
- One IBM Compatible Centronics Parallel Port
- One IBM Compatible Asynchronous Communication Port
- Clock/Calendar (Battery-backed) with Alarm
- Dual Port Joystick Interface
- Future Upgrade Options: Direct Connect Modem

.....$CALL

NEW! Monte Carlo™ Quatro™ CARD

All the features of the GT™ Card, but without the joystick ports

..... $CALL

I-C — MAGIC Universal

Programmable Graphics Screen Dump
Print Spooling up to 64K
Terminal Emulation .. **$CALL**

QUADRAM CORPORATION

Quadboard:
The memory board for the IBM . **$CALL**
Microfazer: ..... **$CALL**

Princeton Graphics Systems: RGB Monitor

- 690 dots horizontal
- 16 colors
- Non-glare Screen

'Outstanding Monitor Special'
..... **$CALL**

Tandon Disk Drives

TM-100-2	$245.00
Thinline TM-55	$245.00

IBM SOFTWARE

Ashton-Tate:	
D. Base II	$475.00
Continental:	
Home Accountant Plus	$ 99.00
Lifetree Systems:	
Volkswriter	$149.00
Visicorp:	
256K Visicalc	$185.00
Visidex	$185.00

RAM SPECIAL

4164 Dynamic Ram ..... $5.00 ea.
We can supply the quantity & price Dealers and Manufacturers need.

Products for the APPLE COMPUTER

MBI: VIP CARD

Dual Port Parallel/Serial Graphics Card	$119.00
Appletime Clock Card	$ 79.00

DISKDRIVES

Rana: Elite I, II & III	$CALL
Fourth Dimension: without controller	$CALL
Davong Hard Drives: 5, 10 & 15 Available	$CALL

APPLE SOFTWARE

Continental:	
The Home Accountant	$ 54.00
Silicon Valley Systems:	
Word Handler	$119.00
List Handler	$ 65.00
Stoneware:	
DB Master	$159.00
DB Utility 1, 2, 3 ea.	$ 69.00
Visicorp:	
Visicalc 3.3	$179.00
Visifiles	$185.00
Visidex	$185.00
Visitrend	$229.00

Call for Prices on:
Apple IIe
Franklin Ace 1000/1200

RAM CARDS:	
Microsoft 16K	$ 79.00
CP/M for APPLE:	
Microsoft Z80 Card	$269.00
Advanced Logic	$CALL
Kensington System Saver:	$ 69.00
T & G:	
Joysticks	$ 44.00
Select-A-Port	$ 44.00
Game Paddles	$ 29.00
Kraft:	
Joysticks	$ 49.00
Game Paddles	$ 33.00
80 Column Cards:	
Videx with Softswitch	$279.00

WORD PROCESSING SPECIALS

On-line Screenwriter	$ 85.00
Pro	$149.00
Silicon Valley Word Handler	$119.00

For 24-hour/7 Days a Week Ordering & Product Information,
Call "Compu-Line™" our Computer Modem Line
1-303-279-4218
Operates at 300 Baud, Full Duplex

MODEMS

****U.S. Robotics:** 2 year warranty	
300 Baud	$179.00
1200 Baud	$469.00
D.C. Hayes:	
Micromodem II (Apple) w/o Terminal Program	$259.00
Smartmodem 300 Baud	$209.00
Smartmodem 1200 Baud	$525.00
Smartcom II	$ 85.00
Novation:	
J-Cat RS232 Direct Connect	$114.00
Cat	$149.00
Smart Cat 1200 Baud	$455.00
Applecat II (Apple)	$289.00

MONITORS

Amdek:	
Color I	$299.00
Color II	$499.99
300G Green	$145.00
300A Amber	$159.00
BMC:	
15MHZ Green	$ 89.00
20MHZ Green	$149.00
NEC:	
1201 Green	$145.00
1212 Color Composite	$299.00
1203 RGB Hi-Res Color	$599.00
Zenith:	
ZVM-121 17MHZ	$ 99.00
Taxan:	
Amber	$145.00

WE NOW CARRY:

Commodore 64	$CALL
Panasonic JR200	$ 299.00
Percom Hard Disk Prices	
5, 10, 15, 20 Megabyte	$CALL

COLUMBIA DATA PRODUCTS, INC. IBM Compatible Computer

- 16 Bit 8088 Processor
- 128K on Motherboard
- 2 Drives
- Disk Controller
- 2 RS232 Serial Ports
- Centronics Parallel Port
- 8 Expansion Slots
- And More!

NEW!! Columbia Data Products, Inc. Portable Computer

DISKETTES

Kangaroo: 'The disks with the JUMP on the competition' 10 year warranty & Library Case	
5¼" SS/DD (Boxes of 10)	$21.95
5¼" DS/DD (Boxes of 10)	$30.95
NEW! The '6-Pak'	
5¼" SS/DD (Boxes of 6)	$14.95
5¼" DS/DD (Boxes of 6)	$19.95
Verbatim Diskettes:	
5¼" SS/DD (Boxes of 10)	$23.95
5¼" DS/DD (Boxes of 10)	$43.95
Elephant Diskettes:	
5¼" SS/DD (Boxes of 10)	$22.95
5¼" DS/DD (Boxes of 10)	$29.95
Dysan: Outstandingly low priced	
5¼" SS/DD (Boxes of 10)	$31.95
5¼" DS/DD (Boxes of 10)	$39.95

PRINTERS

C.Itoh Printers:	
Prowriter I Parallel	$CALL
Prowriter II Parallel	$CALL
F10 Starwriter Letter Quality 40 CPS Printer, Diablo Standard Daisywheel	$1195.00
F10 Printmaster 55 CPS	$CALL
Okidata:	
Microline 92: 160 CPS bidirectional with 40 CPS correspondence, 80 column	$529.00
Microline 93: 160 CPS bidirectional with 40 CPS correspondence, 132 column	$ 899.00
Pacemark 2350: 350 CPS bidirectional/2 color printing, 136 column, Parallel	$2099.00
Serial	$2199.00
Pacemark 2410: 350 CPS bidirectional/2 color, printing 85 CPS correspondence, Parallel	$2399.00
Serial	$2499.00
Star Micronics: Gemini 10 & 15	$CALL
NEW! Gemini 10X: Improved throughout	$CALL
IDS Prism: 132 Color	$1495.00
Smith Corona: TP-1 Parallel or Serial	$ 549.00

Call for Prices on Epson's New FX Series!!

Call "THE COMPUTER-LINE"

7 days a week — Mon.-Fri. 7 am to 8 pm; Sat.-Sun. 8 am to 6 pm (Mountain Standard Time)

Look for our "Computer-Line" Stores opening throughout the U.S. Write for our Franchise Package.

Product Information & Order Lines:
(303) 279-2848 or (800) 525-7877

Customer Service & Order Inquiry Line: (303) 278-8321

ORDER DEPARTMENT: COMPUTER-LINE, Inc. • 1019 8th Street • Golden, CO 80401

COMPUTER-LINE of Denver • 1136 So. Colorado Blvd. • Denver, CO 80222

TERMS: All prices reflect a 2.9% cash discount. All goods acknowledged faulty on receipt by the customer will be repaired or replaced at our discretion. Customers must call for an RMA number before returning any goods. This facilitates our quick attendance to faulty goods. We reserve the right to repair or return to the manufacturer for repair all goods becoming faulty within the specified warranty period. Any goods (hardware or software) returned for restocking are subject to a 15% restocking fee at our discretion. The charge for cancellation of orders is 20% at our discretion. No returns on software. We accept no responsibility for any false claims made by manufacturers. Prices quoted for stock on hand and subject to change without notice. Specialists in APO and international deliveries. Please add 5% (minimum $5.00) for shipping. APO add to all prices 2% for shipping (minimum $2.00). We calculate exact freight. Please allow 10 working days plus mail time (if an order is mailed in for receipt of all UPS delivered goods.

ALL BRANDS ARE REGISTERED TRADEMARKS

initially stationary. Each time a letter is pressed, it moves to the location of the letter and then back to the hut.

Let's examine just how the happy face movement is achieved. The numeric variables used for determining direction and motion are: R = row, C = column, V = vertical motion, and H = horizontal motion.

The alphabet is displayed on the screen in two neat rows (A-M) and (N-Z). The ASCII (standard computer code) value of the alphabet is 65(A) to 90(Z). In response to the CALL KEY, any other key pressed is ignored. If the letter pressed is less than 78 (the letter N), then the row variable is set for the upper row; otherwise the row variable is set for the lower row (line 350). CALL GCHAR is used to determine whether the letter has previously been chosen (line 360). If not, then the vertical motion is set for downward movement until coincidence is achieved with the row variable – then motion stops (line 390 and subroutine at line 550).

Another Equation To The Rescue

Knowing which way to move horizontally is determined with another IF-THEN statement (line 400).

Knowing where to stop horizontally presented a more difficult problem. It could have been determined by the process of elimination through a long series of IF-THEN statements. But, once again, an equation can come to the rescue (line 410): C = (K-64)*16 + 4-208*INT ((K-64)/14).

(K-64) gives a number between 1 and 26, depending on which letter has been pressed. It is multiplied by 16, which is two times eight dot-column positions (one for the letter and one for the space). Four is added to center the sprite over the appropriate letter. The last part of the equation 208*INT((K-64)/14) yields either a 0 or 208, and ((K-64)/14) yields a 0 for (A-M) or 1 for (N-Z). The figure 208 represents 26 character positions (13 letters and 13 spaces in each row) times 8 dot positions per character position.

The best way to understand how the equation works is to experiment by placing different K values into it. For example, suppose the letter F was pressed. The ASCII value of F is 70, hence:

C = (70-64) + 4-208*((70-64)/14)
C = 6 + 4-208*6/14
C = 96 + 4-208*0
C = 100 (the dot-column position for F).

Balloon Motion

The balloon sprite moves from wherever the happy face sprite is located to the appropriate blank in the secret word at the top of the screen. See the "correct guess subroutine" (lines 570-600); you should be able to follow the program logic for balloon direction and motion.

Program 1:

Mystery Spell – TI-99 Extended BASIC

```
100 REM  MYSTERY SPELL
120 DIM A$(26),B$(20)
122 ON ERROR 140
125 CALL INIT :: CALL LOAD(-31878,1
    3)
130 REM **INITIALIZATION AND INTROD
    UCTION**
140 DISPLAY AT(12,5)ERASE ALL:"ONE
    MOMENT PLEASE..." :: GOTO 780
150 DISPLAY AT(7,1)ERASE ALL BEEP:"
    PRESS{3 SPACES}FOR": : :"  1  =
      INSTRUCTIONS": :"  2  =  MYST
    ERY SPELL": :"  3  =  FINISH MY
    STERY SPELL"
160 DISPLAY AT(23,3):"PLEASE ENGAGE
     ALPHA LOCK" :: CALL KEY(0,K,S)
    :: IF S=0 OR(K<49 OR K>51)THEN
    160 :: ON K-48 GOTO 980,190,170
170 DISPLAY AT(12,5)ERASE ALL BEEP:
    "THANKS FOR PLAYING," :: DISPLA
    Y AT(14,14-LEN(L$)/2):L$ :: STO
    P
190 DISPLAY AT(7,1)ERASE ALL BEEP:"
    CHOOSE A WORD LIST:": : :"  A
    =  PRESELECTED WORDS": :"  B  =
      CREATE YOUR OWN"
200 CALL KEY(0,K,S):: IF S=0 OR(K<6
    5 OR K>66)THEN 200 :: IF K=66 T
    HEN 220
210 PSW=1 :: GOTO 230
220 PSW=0 :: GOTO 1620
230 CALL CLEAR :: RESTORE 940 :: GO
    TO 930
240 CALL SPRITE(#2,120,2,78,121,0,0
    ):: CALL MAGNIFY(3):: CALL SPRI
    TE(#4,136,16,8,128,0,1):: CALL
    SPRITE(#3,140,2,8,128,0,-2)
250 DISPLAY AT(5,9):"MYSTERY SPELL"
     :: T=200 :: GOSUB 1050 :: IF P
    SW=1 THEN GOTO 1840
260 DISPLAY AT(19,1)BEEP:" WHAT IS
    YOUR NAME, PLEASE?" :: DISPLAY
    AT(23,1):"TYPE NAME, THEN PRESS
     ENTER"
270 ACCEPT AT(5,9)SIZE(14):L$ :: CA
    LL HCHAR(5,7,32,22)
280 REM **MAIN PROGRAM LOOP**
290 DISPLAY AT(19,1)BEEP:"  CHOOSE
    THE LEVEL OF PLAY"
300 DISPLAY AT(23,1):"{3 SPACES}1)
    EASY{3 SPACES}2) DIFFICULT" ::
    CALL KEY(0,K,S):: IF S=0 OR K>5
    0 OR K<49 THEN 300 :: IF K=49 T
    HEN ER=7 ELSE ER=5
310 FOR SP=5 TO 13 :: CALL DELSPRIT
    E(#SP):: NEXT SP
320 DISPLAY AT(19,1):" A B C D E F
    G H I J K L M" :: DISPLAY AT(23
    ,1)BEEP:" N O P Q R S T U V W X
     Y Z" :: RANDOMIZE
330 CALL HCHAR(5,3,32,28):: W$=B$(I
    NT(20*RND)+1):: F=LEN(W$):: FOR
     I=1 TO F :: DISPLAY AT(5,2*I+1
    4-F):"_" :: NEXT I :: Y=0 :: SP
    =13
340 CALL KEY(0,K,S):: IF S=0 OR(K<6
    5 OR K>90)THEN 340 ELSE C=121
```

```
350 IF K<78 THEN R=128 ELSE R=160
360 CC=((K-64)*16+16-208*INT((K-64)
    /14))/8 :: CALL GCHAR((R+24)/8,
    CC,X):: IF X=32 THEN 370 ELSE 3
    90
370 DISPLAY AT(16,14-(8+LEN(L$))/2)
    SIZE(8+LEN(L$))BEEP:" OOPS, ";L
    $;"," :: DISPLAY AT(17,1):" YOU
     TRIED THAT ONE ALREADY"
380 FOR D=1 TO 500 :: NEXT D :: CAL
    L HCHAR(16,1,33,64):: GOTO 340
390 V=12 :: H=0 :: GOSUB 550
400 IF K<72 OR(K>77 AND K<85)THEN H
    =-12 ELSE H=12
410 V=0 :: C=(K-64)*16+4-208*INT((K
    -64)/14):: GOSUB 550
420 X=0 :: CALL HCHAR((R+24)/8,(C+1
    2)/8,32):: FOR I=1 TO F :: IF A
    SC(SEG$(W$,I,1))<>K THEN 450
430 CALL PATTERN(#2,124):: GOSUB 58
    0
440 CALL PATTERN(#2,120):: DISPLAY
    AT(5,2*I+14-F)SIZE(-1):CHR$(K):
    : X=1 :: Y=Y+1
450 NEXT I :: IF X=1 THEN 470
460 CALL PATTERN(#2,128):: GOSUB 62
    0 :: CALL PATTERN(#2,120)
470 H=-H :: C=121 :: GOSUB 550
480 V=-12 :: H=0 :: R=78 :: GOSUB 5
    50
490 IF Y=LEN(W$)THEN GOSUB 740 ELSE
     500 :: GOTO 510
500 IF ER=1 THEN GOSUB 710 ELSE 340
510 DISPLAY AT(23,1)BEEP:"
    {5 SPACES}ANOTHER WORD? (Y/N)"
520 CALL KEY(0,K,S):: IF S=0 OR K<>
    89 AND K<>78 THEN 520 :: IF K=8
    9 THEN 290
530 CALL DELSPRITE(ALL):: GOTO 150
540 REM **SUB TO MOVE HAPPY FACE**
550 CALL MOTION(#2,V,H)
560 CALL COINC(#2,R,C,4,Z):: IF Z=0
     THEN 560 ELSE CALL MOTION(#2,0
    ,0):: CALL LOCATE(#2,R,C):: RET
    URN
570 REM **SUB FOR CORRECT GUESS**
580 B=8*(2*I+14-F):: CALL SPRITE(#1
    ,132,14,R,C,(32-R)/8,(B-C)/8)
590 J=2^(1/12):: FOR A=1 TO 25 :: C
    ALL SOUND(-40,220*J^A,1):: NEXT
     A
600 CALL COINC(#1,32,B,6,Z):: IF Z=
    0 THEN 600 ELSE CALL DELSPRITE(
    #1):: RETURN
610 REM **SUB FOR INCORRECT GUESS**
620 SP=SP-1 :: ER=ER-1 :: IF ER>4 T
    HEN RR=80 ELSE RR=50
630 IF ER=6 OR ER=4 THEN C=52
640 IF ER=5 OR ER=1 THEN C=188
650 IF ER=3 THEN C=110
660 IF ER=2 THEN C=132
670 CALL SPRITE(#SP,140,2,1,120,(RR
    -1)/8,(C-120)/8)
680 J=2^(1/12):: FOR A=25 TO 1 STEP
     -1 :: CALL SOUND(-40,440*J^A,1
    ):: NEXT A
690 CALL COINC(#SP,RR,C,6,Z):: IF Z
    =0 THEN 690 ELSE CALL MOTION(#S
    P,0,0):: CALL LOCATE(#SP,RR,C):
    : CALL PATTERN(#SP,100):: RETURN
700 REM **SUB FOR BLACKBIRDS WIN**
710 CALL HCHAR(19,3,32,28):: DISPLA
    Y AT(19,15-(8+LEN(L$))/2):"SORR
    Y, ";L$;","
720 DISPLAY AT(23,1)BEEP:"THE BLACK
    BIRDS WIN THIS TIME" :: GOSUB 7
    60 :: RETURN
730 REM **SUB FOR PLAYER WINS**
740 CALL HCHAR(19,3,32,28):: DISPLA
    Y AT(19,15-(8+LEN(L$))/2):"GREA
    T, ";L$;","
750 DISPLAY AT(23,1):"{3 SPACES}THA
    T'S THE SECRET WORD"
760 CALL HCHAR(5,3,32,28):: FOR I=1
     TO F :: DISPLAY AT(5,2*I+14-F)
    :SEG$(W$,I,1):: NEXT I :: T=180
     :: GOSUB 1050 :: RETURN
770 REM **ASSIGN COLORS AND DEFINE
    CHARACTERS**
780 FOR I=0 TO 9 :: CALL COLOR(I,2,
    8):: NEXT I :: CALL COLOR(10,3,
    8):: CALL COLOR(11,11,8):: CALL
     COLOR(1,13,8)
800 FOR I=1 TO 25 :: READ C,A$(I)::
     CALL CHAR(C,A$(I)):: NEXT I ::
     CALL SCREEN(15):: GOTO 150
810 DATA 112,C0C0C0C0C0C0C0C0,113,0
    303030303030303,114,FFFFFFFFFF
    FFFF,115,C0C0C0FFFFC0C0C0,116,
    030303FFFF030303
820 DATA 105,183C3C7E7EFFFFFF,106,F
    FFFFFFFFFFFFFF,107,FFFFFF7E7E3
    C3C18,108,071F7FFFFF7F1F07,109,
    C0F0FEFFFFFEF0C0
830 DATA 96,0000000030F3FFF,97,FFF
    FFFFFFFFFFFF,98,FFFFEFC78383C7
    EF,99,7F3F1E3C78FCFEFF,33,FFFFF
    FFFFFFFFFF
840 DATA 91,1F3F7FFFFFFFFFFF,92,F8F
    CFEFFFFFFFFF,93,00000000C0F0FC
    FF
850 DATA 120,071820404C888081808884
    4340201807E0180C0232110181011112
    1C2020418E0
860 DATA 124,071820404C888081809F90
    4844231807E0180C0232110181011F90
    91222C418E0
870 DATA 128,071820404C888081808384
    4840201807E0180C0232110181011C12
    112020418E0
880 DATA 132,030F1F3F3F3F3F1F0F0703
    0101020408808E0F0F8F8F8F0E0C08
    0
890 DATA 136,030F3F7F7F3FFFFFFFFF3F
    7F7F3707010C0CCFEFEFCFFFFFFFFF
    CFEFEECE0800
900 DATA 140,0000000000000183D478301
    0000000000000000000000000018BCE2C18
    0000000000000
910 DATA 100,0001010100010303070707
    0301000101C0E0F0D0C0E0F0F0F8F8F
    8F0E0C02020
920 REM **PRINT SCREEN**
930 CALL HCHAR(16,1,33,288):: FOR I
    =1 TO 21 :: READ R,C,G$ :: DISP
    LAY AT(R,C)SIZE(-6):G$ :: NEXT
    I :: GOTO 240
940 DATA 9,12,"[aa\],10,12,qrrrrp,1
    1,12,qrrrrp,12,12,qrrrrp,13,14,
    st,14,14,st,15,14,st
```

SOFTWARE YOU CAN COUNT ON...



PractiCalc 20™ ‡ and **PractiCalc Plus™ ‡**: Complete electronic spreadsheets that turn the Commodore VIC-20 into a business computer. ($39.95* TD and $49.95* TD, respectively.)

PractiCalc 64™: The computer spreadsheet for the Commodore 64 with over 20 mathematical functions and the ability to graph, sort, and search for entries. ($49.95* TD)

PS: The Programmable Spreadsheet™: Finally, a computer spreadsheet which can handle the most complicated operations within the structure of a spreadsheet – since *you* can program it with BASIC. Available for the Commodore 64 ($79.95 D) & Apple IIe ($79.95 D).

Rabbit Base™ ‡: A data-file manager for the Commodore VIC-20 with simple screen instructions for efficient use. ($29.95 T)

Inventory 64™: A smart inventory-tracking system for the Commodore 64 that handles 650 parts. ($39.95 D)

C-64 Analyst: A diagnostic program which tests the Commodore 64 and its peripherals to detect hardware defects. An invaluable tool for C-64 users! ($19.95 D)

† 8K RAM required – ‡16K RAM required
* Price given for tape version. Disk version slightly higher
T Available on tape – D Available on disk
Prices shown are manufacturer's retail prices.

Total Health™: For fitness and health enthusiasts, a program which monitors and encourages proper nutrition. (For the Commodore VIC-20; $24.95 T and C-64 $29.95 D)

AND LEARN FROM . . .

Math Duel™: A math program for ages 5-12 that combines classroom learning with gameroom fun! Available for the Commodore VIC-20. ($19.95 T)

Sprintyper™: A typing tutorial for the Commodore VIC-20 that encourages speed and accuracy in both the novice and experienced typist. ($19.95 T)

Tiny Tutor™: A pre-schooler program with fun graphics and sound to teach simple math. ($19.95 T)

Composer™: A simple music composition program for the Commodore VIC-20 that teaches musical notation and allows 'melodies' to be saved to tape for later recall. ($19.95 T)

COMPUTER SOFTWARE ASSOCIATES

50 Teed Drive, Randolph, Massachusetts 02368

AND PLAY WITH . . .

Zeppelin Rescue™: An intelligent rescue game for the Commodore 64 with arcade-like graphics and the greatest challenge for those with persistence & skill. ($24.95 D)

Skramble™: You're lost in enemy territory. But before leaving for home, you can play havoc with their airfields and oil supply. Are you ready for the challenge? (For the Commodore VIC-20; $19.95 T)

Barrel Jumper™ †: For the Commodore VIC-20, this game confronts you with a pyramid of steel girders. The present King of the Hill is an angry ape who's hurling barrels at you. Step lively! ($19.95 T)

See your local dealer for CSA programs or order directly by calling toll-free:

1-800-343-1078

For more information about these and many other programs for your home computer, write to CSA.

Programmers with programs to market are encouraged to send copies for review to CSA.

Dealer & distributor inquiries are welcomed by:

Micro Software International Inc

The Silk Mill 44 Oak Street
Newton Upper Falls, Massachusetts 02164

computer mail order

PRINTERS

EPSON

MX80, MX80 FT, MX100	CALL
RX80	CALL
FX80, FX100	CALL

OKIDATA

82, 83, 84	CALL
92, 93	CALL

STAR

Gemini 10X	$299.00
Gemini 15	$479.00
Serial Board	$75.00

SMITH CORONA

TP-1	$499.00
TP-2	CALL
Tractor Feed	$129.00

C.ITOH

Gorilla	$209.00
Prowriter 8510P	$379.00
Prowriter 1550P	$689.00
Starwriter F10-40P	$1149.00
Printmaster F10-55P	$1599.00
Tractor Feed	$109.00

DAISYWRITER

2000 Letter Quality	$1149.00
2500 "NEW"	CALL
Tractor Feed	$109.00

DIABLO

620	$949.00
630	$1769.00

IDS

Call for ALL Configurations on IDS PRISM PRINTERS.

NEC

8023	$399.00
7710/7730	$2149.00
3510/3530	$1549.00

CABLES & CONNECTIONS

PRINTER CABLES

Atari to Parallel	$29.00
Atari To Serial	$29.00
Apple to Parallel	$69.00
Apple ot Parallel/Graphics	$99.00
Apple to Serial	$89.00
IBM to Parallel	$35.00
IBM to Serial	$29.00
Parallel to Parallel	$29.00
Serial to Serial	$29.00
Grappler Plus	$129.00
PKASO	$139.00
Atari to Modem Cable	$29.00
CBM 64 to IEEE Board	$79.00
Apple 80 Column Card	$159.00

HEWLETT PACKARD



HP 41CV	$209.00
HP 75	$749.00
HP 41C	$146.00
HP 10C	$52.00
HP 11C	$69.00
HP 12C	$92.00
HP 15C	$92.00
HP 16C	$92.00

For HP41/41Cv

HPIL Module	$99.00
HPIL Cassette or Printer	$359.00
Card Reader	$144.00
Extended Functions Module	$64.00
Time Module	$64.00

EAGLE



EAGLE

IIE-1	$1369.00
IIE-2	$1649.00
IIE-3	$2399.00
IIE-4	$3199.00
PC-E	$1579.00
PC-1	$2399.00
PC-2	$2799.00
PC-XL	$3599.00
1620	$3599.00
1630	$5499.00
1640	$6499.00

MONITORS

AMDEK

300G	$149.00
300A	$159.00
310A	$169.00
Color I	$279.00
Color I plus	$299.00
Color II	$399.00
Color III	$349.00
Color IV	$999.00

USI

Pi 1, 9" G	$99.00
Pi 2, 12" G	$119.00
Pi 3, 12" A	$159.00
Pi 4, 9" A	$139.00
1400 Color	$299.00

ZENITH

ZVM 121	$95.00
ZT1 Terminal	$369.00

BMC

12" Green	$85.00
9191 13" Color	$299.00

TAXAN

12 N Green	$129.00
12 A Amber	$139.00

PANASONIC

TR 120 Hi-res. Green	$159.00
CT 160 Dual Mode Color	$299.00

NEC

JB 1260	$119.00
JB 1201	$149.00
JC 1212	$299.00
JC 12-202	$299.00
JC 1203	$549.00

GORILLA

12" Green	$89.00

TIMEX SINCLAIR 1000

$39.95



16K Memory	$44.95
2040 Printer	$99.95
Vu-Calc	$17.95
Check Book Manager	$13.95
Organizer	$14.95
Budgeter	$13.95
Stock Option	$14.95
Loan & Mortage Amortizer	$12.95
Mindware Printer	$109.00

IBM

NEC 3550 PRINTER... $1799

PERCOM/TANDOM DRIVE

5¼" 320K Floppy	$279.00
10 Meg Hard	$1495.00

AMDEK

310A Amber Monitor	$169.00
DXY Plotter	$599.00
Color II	$399.00

AST

Combo Plus	CALL
Mega Plus	CALL
Mega Pack	CALL
I/O Plus	CALL

PROFESSIONAL SOFTWARE

PC Plus Word Processing	$319.00

MICRO PRO

Word Star/Mail Merge	$319.00
InfoStar	$299.00
Spell Star	$159.00
CallStar	$159.00

MICROSTUF

Crosstalk	$139.00

MICROSOFT

Multiplan	$199.00

ASHTON-TATE

D-Base II	$449.00

IUS

EasyWriter II	$209.00
EasySpeller	$129.00
EasyFiler	$129.00

CONTINENTAL SOFTWARE

1st Class Mail/Form Letter	$89.00
The Home Accountant Plus	$109.00

SYNAPSE

File Manager	$119.00

PFS

	APPLE	IBM
File	$89.00	$99.00
Report	$89.00	$89.00
Graph	$89.00	$99.00
Write	n/a	$99.00

VISICORP

FOR APPLE, IBM & FRANKLIN

Visidex	$189.00
Visifile	$189.00
Visiplot	$159.00
Visiterm	$89.00
Visitrend/Plot	$229.00
VisiSchedule	$229.00
Desktop Plan	$189.00
Visicalc (Apple, CBM, IBM)	$179.00

Visicorp prices for IBM may vary slightly.

SHARP

PC-1500 POCKET COMPUTER

$169.

PC1250.... $89.00

CE-150 Printer, Plotter & Cassette Interface for 1500	$172.00
CE 125 Printer/Micro Cassette For 1250	$129.00
CE 152 Cassette Recorder	$62.00
CE 155 8K Ram	$94.00
CE 158 8K Ram Battery	$129.00

SANYO



MBC-555	$795.00
MBC-1000	$1599.00
MBC-160 Drive	$539.00
PR5500 Letter Quality Printer	$699.00

MODEMS

HAYES

Smart	$219.00
Smart 1200 (1200 Baud)	$519.00
Chronograph	$199.00
Micromodem 100	$309.00
Micromodem II	$279.00
Micromodem II (with term)	$299.00
Smart Com II	$99.00
Smart 1200B	$469.00

NOVATION

J-Cat	$119.00
Cat	$144.00
D-Cat	$159.00
103 Smart Cat	$189.00
Apple Cat II	$279.00
103 212 Smart Cat	$439.00
212 Apple Cat II	$609.00
Apple Cat II 212 Upgrade	$309.00

ANCHOR

Mark I (RS-232)	$79.00
Mark II (Atari)	$79.00
Mark III (T. I. 99)	$109.00
Mark IV (CBM-PET)	$125.00
Mark V (Osborne)	$95.00
Mark VI (IBM-PC)	$179.00
Mark VII (Auto Ans Auto Dial)	$99.00
Mark VIII (1200 Baud)	$269.00
TRS-80 Color Computer	$99.00
9 Volt Power Supply	$9.00

READY FORMS

1"or2" Address Labls (Tract. Feed)	$9.95
15" Report Paper (Tract. Feed)	$24.95
8½" Blnk Wht Paper (Tract. Feed)	$19.95
8½" Blnk Env (Tract. Feed)	$14.95

TeleVideo



TERMINALS

910	$559.00
912	$689.00
920	$739.00
925	$719.00
950	$929.00
970	CALL

COMPUTERS

800A	$1259.00
802	$2199.00
803	$1949.00
802H	$4695.00
806/20	$4949.00
816/40	$8999.00
1602	$3399.00
1603	CALL

FRANKLIN



Call for Price & Information on Franklin 1000, 1100, 1200 and other NEW Franklin Hardware & Software & Special System Pricing

MICRO-SCI

Apple & Franklin

A2	$249.00
A40	$349.00
A70	$459.00
C2 Controller	$79.00
C47 Controller	$89.00

RANA

Elite I (Apple/Franklin)	$279.00
Elite II (Apple/Franklin)	CALL
Elite III (Apple/Franklin)	CALL
1000 (Atari)	CALL

MEMORY

MPC

Bubdisk (128K Non Volitare)	$649.00

AXLON

Apple/Franklin 128K Ram	$299.00
Apple/Franklin Ram Disk	$729.00

INFOCOM

Deadline (AP., IBM, AT. &C-64)	$35.00
Star Cross	$29.00
Zork I, II or III	$29.00

BRODERBUND

Apple Panic	$23.00
David's Magic	$27.00
Star Blazer	$25.00
Arcade Machine	$34.00
Choplifter	$27.00
Serpentine	$27.00

SIRIUS

Bandits	$28.00
Beer Run	$24.00
Free Fall	$24.00
Sneakers	$24.00
Snake Byte	$24.00
Fast Eddie (Atari)	$21.00
Turmoil (Atari)	$21.00
Deadly Duck (VIC)	$21.00

AMDEK DISK DRIVES

Amdisk I, 3" Mini Disk for Apple II & IIE $229.00

FLOPPY DISKS

maxell®

MD-1 (Box of 10)	$32.00
MD-2 (Box of 10)	$44.00
FD-1 (8")	$40.00
FD-2 (8" DD)	$50.00

ELEPHANT

5¼" SS SD	$18.95
5¼" SS DD	$24.95
5¼" DS DD	$29.95

VERBATUM

5¼" SS DD	$26.00
5¼" DS DD	$36.00

HEAD

Disk Head Cleaner	$14.95

computer mail order west

MasterCard VISA

800-648-3311

In NV call (702)588-5654, Dept. 906, P.O. Box 6689, Stateline, NV 89449

No risk, no deposit on C.O.D. orders. Pre-paid orders receive free shipping within the UPS Continental United States with no waiting period for certified checks or money orders. Add 3% (minimum $3.00) shipping and handling on all C.O.D. and credit card orders. Larger shipments may require additional charges. NV and PA residents add sales tax. All items subject to availability and price change. **NOTE:** We stock manufacturer's and third party software for most all computers on the market. Call today for our new catalog.

computer mail order

commodore



CBM 8032

$599.00

CBM 64

$239.00

VIC 20

$99.00



EXECUTIVE 64 PORTABLE

1520 Color Printer/Plotter	$169.00
1525 80 Column Printer	$219.00
1526 80 Col. Printer	$319.00
1530 Datasette	$69.00
1541 Single Disk Drive	$249.00
1600 VIC Modem	$59.00
1650 AD/AA Modem	$89.00
1701 14" Color Monitor	$249.00

PROFESSIONAL SOFTWARE

Word Pro 64	$69.95

CARDCO

Light Pen	$32.00
Cassette Interface	$29.00
Parallel Printer Interface	$69.00
3 Slot Expans. Interface (20)	$32.00
6 Slot Expans. Interface (20)	$79.00

PROFESSIONAL SOFTWARE

Word Pro 2 Plus	$159.00
Word Pro 3 Plus	$199.00
Word Pro 4 Plus	$299.00
Word Pro 5 Plus	$299.00
InfoPro	$199.00
Administrator	$379.00
Power	$79.00

Pet 64	$569.00
Pet 4032	$599.00
CBM 8032	$599.00
Super Pet	$999.00
B128-80	$769.00
BX256-80	$969.00
2031	$299.00
4040	$699.00
8050	$949.00
8250	$1199.00
9060	$1999.00
9090	$2199.00
4023	$379.00
6400	$1399.00
64K Upgrade Kit	$269.00
Spell Master	$149.00
Z-Ram	$549.00
Silicon Office	$749.00
The Manager	$209.00
Soft Rom	$129.00
Jinsam	CALL
ADA 1450 (Serial)	$99.00
ADA 1600 (Parallel)	$89.00

ATARI™ HOME COMPUTERS



ATARI®
A Warner Communications Company

600XL (16K Ram)	$149.
800XL (64K Ram)	NEW
1200XL (64K Ram)	NEW
1400XL (64K Ram)	NEW
1450XL (64K Ram)	NEW

1010 Program Recorder	$74.00
1020 40 Col. Printer/Plotter	$249.00
1025 80 Col. Printer	$449.00
1027 Letter Quality Printer	$299.00
1050 Disk Drive	$379.00
850 Interface	$169.00
1030 Direct Connect Modem	CALL
CX30 Paddles	$12.00
CX40 Joystick	$8.00
CX42 Remote Joystick	CALL
CX77 Touch Tablet	$69.00
CX80 Trak Ball	$49.00
CX85 Keypad	$105.00
CX418 Home Manager	$69.00
CX488 Communicator II	$229.00
KX7098 Atari Accountant	$209.00
KX7101 Entertainer	$69.00
KX7102 Arcade Champ	$75.00

Pacman	$33.00
Centipede	$33.00
Defender	$33.00
Galaxian	$33.00
Missile Command	$29.00
Star Raiders	$33.00
Caverns of Mars	$32.00
Dig Dug	$33.00
Donkey Kong	$39.00
Donkey Kong, Jr.	$39.00
E.T. Phone Home	$39.00
Eastern Front (1941)	$39.00
QIX	$33.00
Superman II	$39.00
Star Trux	$33.00
Asteroids	$29.00
Basketball	$29.00
Computer Chess	$29.00
Juggles House	$23.00
My First Alphabet	$29.00

SYNAPSE

File Manager 800 plus	$69.00
Chicken (ROM)	$34.00
Picnic Paranoia (ROM)	$34.00
Claim Jumper (ROM)	$34.00
Slime (ROM)	$34.00
Shamus (ROM)	$34.00
Protector (ROM)	$34.00
Dodge Racer (C/D)	$26.00
Nautilus (C/D)	$26.00
Shadow World (C/D)	$26.00
Survivor (C/D)	$26.00
Drelbs (C/D)	$26.00
Necromancer (C/D)	$26.00
Pharoh's Curse (C/D)	$26.00
Fort Apocalypse (C/D)	$26.00
Assembler	$30.00

DATASOFT

Pacific Coast Highway	$17.00
Canyon Climber	$17.00
Tumble Bugs	$19.00
Shooting Arcade	$19.00
Clowns and Balloons	$17.00
Graphic Master	$24.00
Graphic Generator	$13.00
Micro Painter	$24.00
Text Wizard	$34.00
Spell Wizard	$34.00
Bishop's Square	$25.00
Sands of Egypt	$19.00
Moon Shuttle	$25.00
Basic Compiler	$54.00
Tele-talk	$34.00

CBS

K-razy Shoot Out	$29.00
K-razy Kritters	$29.00
K-razy Antics	$29.00
K-star Patrol	$29.00
Stick Stand	$3.99

L.J.K.

Letter Perfect 40/80 Col. Disk	$109.00
Letter Perfect 40 Col. ROM	$179.00
Letter Perfect 80 Col. ROM	$179.00
Data Perfect 40/80 Col. Disk	$99.00
Mail Merge	$21.95

CALL FOR APPLE/LJK PRODUCTS

SPINNAKER

Snooper Troops # 1	$34.00
Snooper Troops # 2	$34.00
Face Maker	$24.00
Story Machine	$24.00
Delta Drawing	$45.00
Rhymes and Riddles	$21.00
Kindercomp	$21.00

ROKLAN

Wizard of War (ROM)	$34.00
Deluxe Invader (ROM)	$29.00
Gorf (ROM)	$34.00

EPYX

Crush, Crumble & Chomp	$24.00
Crypt of the Undead	$24.00
Curse of Ra	$16.00
Datestones & Ryn	$16.00
Invasion Orion	$19.00
King Arthur's Heir	$24.00
Morloc's Tower	$16.00
Rescue at Rigel	$24.00
Ricochet	$16.00
Star Warrior	$29.00
Temple of Apshai	$29.00
Upper Reaches of Apshai	$16.00

ALIEN

Atari Voice Box	$119.00
Apple Voice Box	$149.00

MEMORY

Axlon 32K Ram	$65.00
Axlon 48K Ram	$109.00
Axlon 128K Ram	$299.00
Intec 32K Board	$74.00
Intec 64K Board	$99.00
Intec 64K Board (400 only)	$149.00

JOYSTICKS

Wico Joystick	$24.95
Famous-Red Ball	$26.95
Apple Trackball	$59.00
Atari/VIC Trackball	$55.00
Apple Adaptor	$16.00
Kraft Apple Joystick	$44.00

PERCOM

DISK DRIVES FOR ATARI

AT88-S1	$369.00
AT88-A1	$299.00
AT88-S2	$569.00
AT88-S1 PD	$419.00
AT88-S2 PD	$669.00
AT88-DDA	$139.00
AT44-S1	$579.00
AT44-S2	$969.00
Texas Instruments Drive	$369.00

C.M.O. TOP 100

APPLE/FRANKLIN

1. Choplifter	$27.00
2. Beer Run	$24.00
3. PFS File	$89.00
4. Visicalc	$179.00
5. Home Accountant	$45.00
6. Arcade Machine	$34.00
7. Bandits	$28.00
8. Visifile	$189.00
9. Apple Panic	$23.00
10. Deadline	$35.00
11. Free Fall	$24.00
12. PFS Report	$89.00
13. Zork III	$29.00
14. Frogger	$31.00
15. Laf Pak	$31.00
16. Galactic Attack	$24.00
17. Snooper Troops #1	$24.00
18. Kindercomp	$21.00
19. Wavy Navy	$21.00
20. Visiterm	$89.00
21. Mission Asteroid	$16.00
22. Lunar Leeper	$27.00
23. Facemaker	$28.00
24. Crossfire	$27.00
25. Pool 1.5	$27.00

CBM 64

1. Word Pro 64	$69.95
2. Kickman (20/64)	$14.95
3. Gorf (20/64)	$14.95
4. Microspec Data Base 64	$69.00
5. Logo 64	$39.00
6. Microspec Gen. Ledger 64	$79.00
7. Zork	$24.95
8. Frogger (64)	$23.00
9. Quick Brown Fox (20/64)	$49.00
10. Shamus	$29.00
11. Deadline	$35.00
12. Assembler 64	$14.95
13. Zork I	$19.00
14. Radar Rat Race (20/64)	$12.00
15. Protector	$32.00
16. Starcross	$29.00
17. Easy Mail 64	$14.95
18. Grave Robber	$11.00
19. Wall Street	$19.00
20. Trash Man	$32.00
21. HES Writer	$35.00
22. HES Mon	$29.00
23. Road Toad	$24.00
24. Easy Script	$79.00
25. Gridrunner	$29.00

ATARI

1. Donkey Kong	$39.00
2. Zaxxon	$29.00
3. E.T. Phone Home	$39.00
4. Miner 2049er	$35.00
5. Dig Dug	$33.00
6. Preppie	$24.00
7. Donkey Kong Jr.	$39.00
8. Canyon Climber	$17.00
9. Snooper Troops #2	$34.00
10. Text Wizard	$34.00
11. Picnic Paranoia	$34.00
12. Eastern Front	$39.00
13. Shamus	$34.00
14. Letter Perfect	$109.00
15. File Manager 800	$69.00
16. Choplifter	$27.00
17. Astro Chase	$25.00
18. K-razy Shoot Out	$29.00
19. Pac Man	$33.00
20. Baja Buggies	$25.00
21. Crush, Crumble & Chomp	$24.00
22. Hell-Fire Warrior	$19.00
23. Zork II	$29.00
24. Visicalc	$159.00
25. Atari Writer	$79.00
26. Three Little Pigs	$25.00
27. Upper Reaches of Apshai	$16.00
28. Starbowl Football	$24.95
29. Drelbs	$26.00
30. Protector	$34.00
31. Frogger	$31.00
32. Jawbreaker	$27.00
33. Wizard of Wor	$34.00
34. Kindercomp	$21.00
35. Moon Shuttle	$25.00
36. 747 Simulator	$18.50
37. Temple of Apshai	$29.00
38. Spell Wizard	$34.00
39. Nautilus	$26.00
40. K-razy Antics	$29.00
41. Soft Porn	$27.00
42. Qix	$33.00
43. Wizard & Princess	$29.00
44. Centipede	$33.00
45. Strip Poker	$24.95
46. Juggles House	$23.00
47. Jumpman	$24.00
48. Slime	$26.00
49. Gorf	$32.00
50. Juggles Rainbow	$23.00

computer mail order east

800-233-8950

VISA MasterCard

In PA call (717)327-9575, Dept. 906, 477 E. 3rd St., Williamsport, PA 17701

INTERNATIONAL ORDERS: All shipments outside the Continental United States must be pre-paid by certified check only. Include 3% (minimum $3.00) shipping and handling. **EDUCATIONAL DISCOUNTS:** Additional discounts are available from both Computer Mail Order locations to qualified Educational Institutions. **APO & FPO:** Add minimum $5.00 shipping and handling.

```
950 DATA 9,5,iii,10,4,ljjjm,11,4,lj
    jjm,12,5,kjk,13,6,b,14,6,a,15,6
    ,a
960 DATA 9,22,iii,10,21,ljjjm,11,21
    ,ljjjm,12,22,kjk,13,23,a,14,23,
    c,15,23,a
970 REM **INSTRUCTIONS**
980 DISPLAY AT(1,8)ERASE ALL:"MYSTE
    RY SPELL": :"{3 SPACES}THE OBJE
    CT OF MYSTERY":"SPELL IS TO GUE
    SS THE SECRET":"WORD."
990 DISPLAY AT(6,4):"WHEN YOU PRESS
     A LETTER,":"THE HAPPY FACE WIL
    L MOVE TO":"THE SELECTED LETTER
     AND LET":"YOU KNOW WHETHER YOU
     MADE A"
1000 DISPLAY AT(10,1):"RIGHT OR WRO
    NG CHOICE.":"{3 SPACES}A CORRE
    CT CHOICE LAUNCHES":"A BALLOON
    .  AN INCORRECT ONE":"CAUSES A
     BLACKBIRD TO LAND."
1010 DISPLAY AT(14,1):"IF TOO MANY
     BLACKBIRDS LAND,":"YOU WILL LO
    SE THE GAME.": :"{3 SPACES}THE
    RE ARE TWO LEVELS:"
1020 DISPLAY AT(19,1)BEEP:"EASY)  P
    ERMITS 6 INCORRECT":"
    {7 SPACES}GUESSES.": :"HARD)
     PERMITS ONLY 4."
1030 DISPLAY AT(24,6):"**PRESS ANY
    KEY**" :: CALL KEY(0,K,S):: IF
     S=0 THEN 1030 ELSE 190
1040 REM **SUB FOR BLACKBIRD FLIGHT
     AND THEME MELODY**
1050 R=8 :: FOR SP=5 TO 13 :: C=INT
    (RND*240)+1 :: CALL SPRITE(#SP
    ,140,2,R,C,0,12):: R=R+12 :: N
    EXT SP
1060 CALL SOUND(T,175,0)
1070 CALL SOUND(T,349,0,175,2)
1080 CALL SOUND(T,587,0,175,2)
1090 CALL SOUND(2*T,523,0,440,1,175
    ,2)
1100 CALL SOUND(T,587,0,175,2)
1110 CALL SOUND(2*T,523,0,440,1,185
    ,2)
1120 CALL SOUND(T,196,0)
1130 CALL SOUND(T,330,0,196,2)
1140 CALL SOUND(T,587,0,196,2)
1150 CALL SOUND(2*T,523,0,466,1,196
    ,2)
1160 CALL SOUND(T,587,0,196,2)
1170 CALL SOUND(2*T,523,0,466,1,208
    ,2)
1180 CALL SOUND(T,220,2)
1190 CALL SOUND(T,523,0,440,1,220,2
    )
1200 CALL SOUND(T,311,2)
1210 CALL SOUND(T,523,0,440,1,311,2
    )
1220 CALL SOUND(T,294,2)
1230 CALL SOUND(T,494,0,415,1,294,2
    )
1240 CALL SOUND(T,277,2)
1250 CALL SOUND(T,466,0,392,1,277,2
    )
1260 CALL SOUND(T,440,0,262,2)
1270 CALL SOUND(T,523,0,262,2)
1280 CALL SOUND(T,587,0,247,2)
1290 CALL SOUND(T,698,0,247,2)
1300 CALL SOUND(2*T,659,0,233,2)
1310 CALL SOUND(2*T,784,0,659,1,131
    ,2)
1320 CALL SOUND(T,880,0,175,2)
1330 CALL SOUND(T,831,0,175,2)
1340 CALL SOUND(T,880,0,262,2,349,2
    )
1350 CALL SOUND(T,1047,0,262,2,349,
    2)
1360 CALL SOUND(T,1047,0,220,2)
1370 CALL SOUND(T,880,0,220,2)
1380 CALL SOUND(T,784,0,262,2,349,2
    )
1390 CALL SOUND(T,698,0,262,2,349,2
    )
1400 CALL SOUND(T,784,0,233,2)
1410 CALL SOUND(T,698,0,233,2)
1420 CALL SOUND(T,587,0,294,2,349,2
    )
1430 CALL SOUND(T,698,0,294,2,349,2
    )
1440 CALL SOUND(T,698,0,220,2)
1450 CALL SOUND(T,587,0,220,2)
1460 CALL SOUND(T,523,0,262,2,349,2
    )
1470 CALL SOUND(T,440,0,262,2,349,2
    )
1480 CALL SOUND(T,392,0,247,2)
1490 CALL SOUND(T,784,0,247,2)
1500 CALL SOUND(T,698,0,294,2,349,2
    )
1510 CALL SOUND(T,659,0,294,2,349,2
    )
1520 CALL SOUND(T,587,0,196,2)
1530 CALL SOUND(T,440,0,196,2)
1540 CALL SOUND(T,440,0,233,2,349,2
    )
1550 CALL SOUND(T,494,0,233,2,349,2
    )
1560 CALL SOUND(T,523,0,175,2,220,2
    )
1570 CALL SOUND(T,587,0,175,2,220,2
    )
1580 CALL SOUND(2*T,659,0,262,2)
1590 CALL SOUND(3*T,698,0,262,2,175
    ,0)
1600 FOR I=1 TO 30 STEP 2 :: CALL S
```



A letter is successfully chosen in the TI version of "Mystery Spell."

```
     OUND(-T,698,I,262,I,175,I):: N
     EXT I :: RETURN
1610 REM **CREATE A WORD LIST**
1620 DISPLAY AT(1,4)ERASE ALL:"WORD
      LIST INSTRUCTIONS": : :"  IN
     THIS SEGMENT YOU MAY":"EITHER
     CREATE A WORD LIST"
1630 DISPLAY AT(6,1):"OR LOAD AN EX
     ISTING ONE FROM":"A STORAGE DE
     VICE.": : :"  WHEN CREATING A
     WORD LIST,":"TYPE EACH WORD, T
     HEN PRESS"
1640 DISPLAY AT(12,1):"ENTER.  MAXI
     MUM WORD LENGTH":"IS 13 CHARAC
     TERS.  20 WORDS":"MUST BE ENTE
     RED FOR EACH OF":"THE WORD LIS
     TS CREATED."
1650 DISPLAY AT(18,3)BEEP:"AS YOU E
     NTER EACH LIST,":"YOU MAY SAVE
      IT TO A STORAGE":"DEVICE FOR
     FUTURE USE WITH":"MYSTERY SPEL
     L."
1660 DISPLAY AT(24,6):"**PRESS ANY
     KEY**" :: CALL KEY(0,K,S):: IF
      S=0 THEN 1660
1670 DISPLAY AT(7,1)ERASE ALL BEEP:
     "PRESS{3 SPACES}TO": : :"  1
     =  CREATE A WORD LIST": :"  2
      =  LOAD A WORD LIST": :"  3
     =  EXIT"
1680 CALL KEY(0,K,S):: IF S=0 OR(K<
     49 OR K>51)THEN 1680 :: J=0 ::
      ON K-48 GOTO 1690,1795,190

1690 DISPLAY AT(1,5)ERASE ALL:"ENTE
     R THE WORD LIST:"
1700 I=1 :: C=1 :: FOR A=1 TO 2 ::
     R=3 :: FOR Z=1 TO 10
1710 ACCEPT AT(R,C)SIZE(-13)BEEP:B$
     (I):: R=R+2 :: I=I+1 :: NEXT Z
      :: C=15 :: NEXT A
1720 DISPLAY AT(24,1)BEEP:"CORRECT
     OR CHANGE ANY? (Y/N)"
1730 CALL KEY(0,K,S):: IF S=0 OR K<
     >89 AND K<>78 THEN 1730 :: IF
     K=89 THEN 1700 :: J=1 :: GOTO
     1795
1740 FOR I=1 TO 20 :: PRINT #1:B$(I
     ):: NEXT I :: CLOSE #1 :: GOTO
      230
1750 FOR I=1 TO 20 :: INPUT #1:B$(I
     ):: NEXT I :: CLOSE #1
1760 DISPLAY AT(11,6)ERASE ALL BEEP
     :"DO YOU WISH TO SEE": :"
     {4 SPACES}THE WORD LIST? (Y/N)
     "
1770 CALL KEY(0,K,S):: IF S=0 OR(K<
     >89 AND K<>78)THEN 1770 :: IF
     K=89 THEN 1780 ELSE 230
1780 DISPLAY AT(1,10)ERASE ALL BEEP
     :"WORD LIST" :: R=3 :: FOR I=1
      TO 20 STEP 2 :: DISPLAY AT(R,
     1):B$(I),B$(I+1):: R=R+2 :: NE
     XT I
1790 DISPLAY AT(24,1):"PRESS ANY KE
     Y WHEN FINISHED" :: CALL KEY(0
     ,K,S):: IF S=0 THEN 1790 ELSE
     230
1795 ON ERROR 1795
1800 DISPLAY AT(5,6)ERASE ALL BEEP:
     "WHAT IS THE NAME": :"  OF YOU
     R STORAGE DEVICE?": :"(EXAMPLE
     : CS1 OR DSK1.WORDS)"
1810 DISPLAY AT(23,1):"PLACE TAPE O
     R DISK IN DEVICE" :: ACCEPT AT
     (11,3):F$ :: OPEN #1:F$,INTERN
     AL,UPDATE,FIXED 50
1820 IF J=0 THEN 1750 ELSE 1740
1830 REM **PRESELECTED WORD LIST**
1840 FOR I=1 TO 20 :: READ B$(I)::
     NEXT I :: GOTO 260
1850 DATA BANANAS,CARROTS,RHUBARB,C
     ABBAGE,TURNIP,BEANS,CORN,CELER
     Y,WATERMELON,ORANGES,APPLES,PE
     ACHES
1860 DATA MUSHROOMS,ONIONS,POTATOES
     ,TOMATOES,GRAPES,PUMPKIN,SQUAS
     H,LEMONS
```

Program 2: Mystery Spell – 64 Version

by Eric Brandon, Programming Assistant

```
100 GOSUB 2660
110 X=RND(-TI)
120 DIM W(20),W$(500)
130 GOSUB 1190 :REM DRAW HOUSE
140 PRINT"{HOME}{BLU}PLEASE WAIT...
150 GOSUB 1380 :REM POKE IN SPRITES
160 GOSUB 1970 :REM GET WORDS
170 GOSUB 690{2 SPACES}:REM SET UP SPRIT
    ES
180 PRINT"{HOME}{14 SPACES}"
190 W$=W$(RND(1)*N+1)
200 GOSUB 650
210 L$=" ABCDEFGHIJKLMNOPQRSTUVWXYZ"
220 PRINT"{HOME}{17 DOWN}{8 RIGHT}";
230 FOR I=2 TO 14
240 PRINTMID$(L$,I,1)"{RIGHT}";
250 NEXT
260 PRINT:PRINT"{DOWN}{8 RIGHT}";
270 FOR I=15TO 27
280 PRINTMID$(L$,I,1)"{RIGHT}";
290 NEXT
300 PRINT"{HOME}{4 DOWN}"SPC(18-LEN(G$))
    ;
310 FOR I=1TO LEN(G$)
320 PRINTMID$(G$,I,1)"{RIGHT}";
330 NEXT
340 IF COUNT<>LEN(W$) THEN420
350 POKE 198,0
360 FOR DL=1TO100:NEXTDL:CL=CL+1:IFCL=3T
    HENCL=1
370 PRINTMID$("{BLK}{CYN}",CL,1);
380 PRINT"{HOME}{14 SPACES}YOU WIN !!!!"
390 GETA$:IFA$=""THEN 360
400 GOTO 2610
410 GOSUB 2000
420 GETA$:IFA$<"A"ORA$>"Z"ANDA$<>"←"THE
    N410
430 IF A$="←"THEN 760
440 P=ASC(A$)-64
450 IF MID$(L$,P+1,1)<>" "THEN540
460 PRINT"{HOME}{4 DOWN}{8 SPACES}LETTER
     ALREADY CHOSEN{10 SPACES}"
470 FOR I=1 TO 800:NEXTI
480 PRINT"{HOME}{4 DOWN}{38 SPACES}"
490 PRINT"{HOME}{4 DOWN}"SPC(18-LEN(G$))
    ;
500 FOR I=1TO LEN(G$)
510 PRINTMID$(G$,I,1)"{RIGHT}";
```

```
520 NEXT
530 GOTO 420
540 L$=LEFT$(L$,P)+" "+MID$(L$,P+2)
550 RF=0 :REM FLAG FOR CORRECT GUESS
560 FOR I=1 TO LEN(W$)
570 IF MID$(W$,I,1)<>A$ THEN 610
580 G$=LEFT$(G$,I)+MID$(W$,I,1)+MID$(G$,
    I+2)
590 RF=RF+1
600 COUNT=COUNT+1
610 NEXT I
620 IF RF=0 THEN GOSUB 1030
630 IF RF THEN GOSUB 2070
640 GOTO 220
650 G$=" "
660 FOR I=1 TO LEN(W$):G$=G$+"-":W(I)=0:
    NEXT
670 RETURN
680 I=I+1:GOTO1980
690 REM SET UP SPRITES
700 V=53248
710 FOR I=0 TO 15:POKE V+I,0:NEXT
720 POKE V+21,255
730 FOR I=V+39 TO V+46:POKE I,0:NEXT
740 X=0:Y=60:S=251
750 RETURN
760 PRINT"{HOME}{BLU}ENTER YOUR GUESS: "
    ;
770 POKE V+21,PEEK(V+21)AND254
780 FOR I=1 TO LEN(W$):PRINT"{@}";:NEX
    T
790 PRINT"{HOME}{18 RIGHT}";GU$;
800 IF LEN(GU$)<LEN(W$)THENPRINT"{+}";
810 IF LEN(GU$)<LEN(W$)-1 THEN FOR I=2 T
    O LEN(W$)-LEN(GU$):PRINT"{@}";
820 GET K$:IF K$=""THEN 820
830 IF K$=CHR$(20) AND LEN(GU$)>0 THEN G
    U$=LEFT$(GU$,LEN(GU$)-1):GOTO790
840 IF K$=CHR$(13) AND LEN(GU$)=LEN(W$)
    THEN 870
850 IF K$>="A" AND K$<="Z" AND LEN(GU$)<
    LEN(W$) THEN GU$=GU$+K$
860 GOTO 790
870 IF GU$<>W$ THEN 930
880 PRINT"{HOME}{38 SPACES}"
890 PRINT"{HOME}{4 DOWN}"SPC(18-LEN(" "+
    W$));
900 FOR I=1TO LEN(" "+W$)
910 PRINTMID$(" "+W$,I,1)"{RIGHT}";
920 NEXT:GOTO350
930 PRINT"{HOME}{BLK}{13 SPACES}SORRY...
     YOU LOSE{5 SPACES}"
940 PRINT"{BLK}THE WORD WAS ..."
950 PRINT"{HOME}{4 DOWN}"SPC(18-LEN(" "+
    W$));
960 FOR I=1TO LEN(" "+W$)
970 PRINTMID$(" "+W$,I,1)"{RIGHT}";
980 FOR D=1 TO 200:NEXT
990 NEXT
1000 POKE 198,0
1010 GETA$:IFA$=""THEN1010
1020 GOTO 2610
1030 DB=DB+1:S=S-3
1040 DX=32*DB+16:DY=225
1050 IF DB=8 THEN DB=0
1060 POKEV,XAND255:POKEV+16,PEEK(V+16)AN
     D254OR-(X>255):POKE V+1,Y:POKE2040,
     S
1070 IF X=0 THEN POKE V+21,PEEK(V+21)OR1
1080 FLAG=0
1090 IFABS(X-DX)>1THENX=X+3:FLAG=1:IFX>3
     44THEN X=0:POKEV+21,PEEK(V+21)AND25
     4
1100 IF Y<DY THEN Y=Y+2:FLAG=1
1110 S=S+1:IFS=251THENS=248
1120 IF FLAG THEN 1060
1130 X=DX:Y=DY
1140 POKEV+2*DB,XAND255:POKEV+16,PEEK(V+
     16)OR(2↑DB)*(-(X>255))
1150 POKEV+2*DB+1,Y:POKE2040+DB,254
1160 IF DB<>0 THEN POKE V+21,PEEK(V+21)A
     ND254
1170 X=0:Y=60:IF DB=0 THEN 930
1180 RETURN
1190 POKE 53281,3:POKE 53280,4
1200 PRINT"{CYN}{CLR}
1210 PRINT"{4 DOWN}
1220 PRINT
1230 PRINT"{5 SPACES}{GRN}{3 SPACES}
     {RVS}{2 SPACES}{OFF}{10 SPACES}
     {WHT}{D}{UP}{RVS}{B}{OFF}{DOWN}
     {6 SPACES}{GRN}
1240 PRINT"{6 SPACES}{RVS}{K}
     {4 SPACES}{OFF}{J}{6 SPACES}{RVS}
     {YEL}{*}{BLK}{OFF}{2 G}
     {3 SPACES}{GRN} {RVS}{J} {L}
     {OFF}
1250 PRINT"{6 SPACES}{RVS}{J}
     {4 SPACES}{L}{OFF}{5 SPACES}{RVS}
     {YEL}{2 SPACES}{*}{OFF}{BLK}
     {G}{3 SPACES}{GRN} {RVS}
     {3 SPACES}{OFF}
1260 PRINT"{6 SPACES}{RVS}{G}
     {4 SPACES}{N}{OFF}{4 SPACES}{RVS}
     {YEL}{4 SPACES}{*}{OFF}{GRN}
     {3 SPACES}{RVS}{J}{3 SPACES}{L}
     {OFF}
1270 PRINT"{6 SPACES}{RVS}{6 SPACES}
     {OFF}{4 SPACES}{RVS}{RED}{4 SPACES}
     {} {OFF}{GRN}{3 SPACES}{RVS}
     {5 SPACES}{OFF}
1280 PRINT"{6 SPACES}{5}{2 SPACES}
     {RVS}{2 SPACES}{OFF}{6 SPACES}{RVS}
     {RED} {}{4 SPACES}{OFF}
     {2 SPACES}{GRN}{3 SPACES}{RVS}{5}
      {OFF}
1290 PRINT"{RVS}{6}{8 SPACES}{5}
     {2 SPACES}{6}{6 SPACES}{RED}
     {2 SPACES}{I}{F} {}{6}
     {5 SPACES}{5} {6}{12 SPACES}";
1300 PRINT"{8 SPACES}{5}{2 SPACES}
     {6}{6 SPACES}{RED}{2 SPACES}{OFF}
      {RVS}{K}{2 SPACES}{6}
     {5 SPACES}{5} {6}{12 SPACES}";
1310 PRINT"{6}{RVS}";
1320 FOR I=0 TO 8:PRINT"{40 SPACES}";:NE
     XT
1330 FOR I=1 TO 8 : L=1024+23*40+I*4 :PO
     KE L,114:POKEL+54272,0:NEXT
1340 FOR I=0 TO 39:POKE 1024+24*40+I,160
     :POKE 55296+24*40+I,13:NEXT
1350 PRINT"{HOME}
1360 PRINT"{BLK}
1370 RETURN
1380 I=15872:IFPEEK(I+1)=96THENFORI=1TO6
     4*6+2:READA:NEXT:RETURN
1390 READ A:IF A=256 THEN 1410
1400 POKE I,A:I=I+1:GOTO 1390
1410 FOR I=0 TO 63:POKE 254*64+I,PEEK(24
     9*64+I):NEXT:RETURN
```

```
1420 DATA 0,96,0,0,113,224,0
1430 DATA 121,176,0,125,252,117,193
1440 DATA 192,127,255,192,113,255,128
1450 DATA 0,252,0,0,24,0,0
1460 DATA 24,0,0,102,0,0,102
1470 DATA 0,0,0,0,0,0,0
1480 DATA 0,0,0,0,0,0,0
1490 DATA 0,0,0,0,0,0,0
1500 DATA 0,0,0,0,0,0,0
1510 DATA 0,0,0,0,0,1,224
1520 DATA 0,1,176,0,127,252,117
1530 DATA 193,192,127,255,192,113,255
1540 DATA 128,0,252,0,0,24,0
1550 DATA 0,24,0,0,102,0,0
1560 DATA 102,0,0,0,0,0,0
1570 DATA 0,0,0,0,0,0,0
1580 DATA 0,0,0,0,0,0,0
1590 DATA 0,0,0,0,0,0,0
1600 DATA 0,0,0,0,0,0,1
1610 DATA 224,0,1,176,112,127,252
1620 DATA 127,221,192,115,185,192,1
1630 DATA 179,128,0,172,0,0,24
1640 DATA 0,0,24,0,0,102,0
1650 DATA 0,102,0,0,0,0,0
1660 DATA 0,0,0,0,0,0,0
1670 DATA 0,0,0,0,0,0,0
1680 DATA 0,0,0,0,0,0,0
1690 DATA 0,0,0,0,96,0,0
1700 DATA 113,224,0,121,176,0,125
1710 DATA 252,117,193,192,127,255,192
1720 DATA 113,255,128,0,252,0,0
1730 DATA 0,0,0,0,0,0,0
1740 DATA 0,0,0,0,0,0,0
1750 DATA 0,0,0,0,0,0,0
1760 DATA 0,0,0,0,0,0,0
1770 DATA 0,0,0,0,0,0,0
1780 DATA 0,0,0,0,0,0,0
1790 DATA 0,1,224,0,1,176,0
1800 DATA 127,252,117,193,192,127,255
1810 DATA 192,113,255,128,0,252,0
1820 DATA 0,0,0,0,0,0,0
1830 DATA 0,0,0,0,0,0,0
1840 DATA 0,0,0,0,0,0,0
1850 DATA 0,0,0,0,0,0,0
1860 DATA 0,0,0,0,0,0,0
1870 DATA 0,0,0,0,0,0,0
1880 DATA 0,0,1,224,0,1,176
1890 DATA 112,127,252,127,221,192,115
1900 DATA 185,192,1,179,128,0,172
1910 DATA 0,0,112,0,0,0,0
1920 DATA 0,0,0,0,0,0,0
1930 DATA 0,0,0,0,0,0,0
1940 DATA 0,0,0,0,0,0,0
1950 DATA 0,0,0,0,0,0,0
1960 DATA 0,0,0,0,0,0,0,0,256
1970 I=1
1980 READ W$(I):IFW$(I)="*"THENN=I-1:RET
     URN
1990 I=I+1:GOTO1980
2000 POKEV,XAND255:POKEV+16,PEEK(V+16)AN
     D254OR-(X>255):POKE V+1,Y:POKE2040,
     S
2010 IF X=0 THEN POKE V+21,PEEK(V+21)OR1
2020 X=X+3:IFX>344 THEN X=0:POKEV+21,PEE
     K(V+21)AND254
2030 Y=Y-1+RND(1)*2:IFY>100THENY=99
2040 IF Y<50 THEN Y=50
2050 S=S+1:IFS=254THENS=251
2060 RETURN
2070 DX=INT(P+13*(P>13))*16+24+40
2080 DY=173+INT(P/14)*24:IF S>250 THEN S
     =S-3
2090 POKEV,XAND255:POKEV+16,PEEK(V+16)AN
     D254OR-(X>255):POKEV+1,Y:POKE2040,S
2100 IF X=0 THEN POKE V+21,PEEK(V+21)OR1
2110 FLAG=0
2120 IFABS(X-DX)>2THENX=X+3:FLAG=1:IFX>3
     44THENX=0:POKEV+21,PEEK(V+21)AND254
2130 IF Y<DY THEN Y=Y+2:FLAG=1
2140 S=S+1:IFS=251THENS=248
2150 IF FLAG THEN 2090
2160 X=DX:Y=DY
2170 POKEV,XAND255:POKEV+16,PEEK(V+16)AN
     D254OR-(X>255):POKEV+1,Y:POKE2040,2
     49
2180 POKE 56334,PEEK(56334)AND254
2190 POKE 1,PEEK(1)AND251
2200 FOR I=0 TO 7
2210 B=PEEK(53248+8*P+I)
2220 FOR J=248 TO 250
2230 POKE J*64+40+I*3,B
2240 NEXT J,I
2250 POKE 1,PEEK(1)OR4
2260 POKE 56334,PEEK(56334)OR1
2270 PRINT"{HOME}{17 DOWN}{8 RIGHT}";
2280 FOR I=2 TO 14
2290 PRINTMID$(L$,I,1)"{RIGHT}";
2300 NEXT
2310 PRINT:PRINT"{DOWN}{8 RIGHT}";
2320 FOR I=15TO 27
2330 PRINTMID$(L$,I,1)"{RIGHT}";
2340 NEXT
2350 DX=160-8*LEN(G$):DY=69
2360 POKEV,XAND255:POKEV+16,PEEK(V+16)AN
     D254OR-(X>255):POKEV+1,Y:POKE2040,S
2370 IF X=0 THEN POKE V+21,PEEK(V+21)OR1
2380 FLAG=0
2390 IFABS(X-DX)>2THENX=X+3:FLAG=1:IFX>3
     44THEN X=0:POKEV+21,PEEK(V+21)AND25
     4
2400 IF Y>DY THEN Y=Y-2:FLAG=1
2410 S=S+1:IFS=251THENS=248
2420 IF FLAG THEN 2360
2430 X=DX:Y=DY
2440 POKEV,XAND255:POKEV+16,PEEK(V+16)AN
     D254OR-(X>255):POKEV+1,Y:POKE2040,2
     49
2450 PRINT"{HOME}{4 DOWN}"SPC(18-LEN(G$)
     );
2460 FOR I=1TO LEN(G$)
2470 IF MID$(G$,I,1)=A$ THEN PRINT A$;:R
     F=RF-1:IFRF=0 THEN GOSUB 2560
2480 IF MID$(G$,I,1)<>A$ THEN PRINT"
     {RIGHT}";
2490 PRINT"{RIGHT}";
2500 IF RF=0 THEN I=100:GOTO2540
2510 FOR J=0 TO 15:X=X+1:S=S+1:IFS=251TH
     ENS=248
2520 POKEV,XAND255:POKEV+16,PEEK(V+16)AN
     D254OR-(X>255):POKE2040,S
2530 NEXT J
2540 NEXT I
2550 RETURN
2560 FOR K=0 TO 7
2570 FOR J=248 TO 250
2580 POKE J*64+40+K*3,0
2590 NEXT J,K
2600 RETURN
2610 PRINT"{CLR}{7 DOWN}{BLK}DO YOU WISH
      TO PLAY AGAIN (Y/N) ?"
```

```
2615 POKE V+21,PEEK(V+21)AND254
2620 PRINT"{10 DOWN}YOU MISSED THIS MANY
     :"
2630 GETA$:IFA$<>"N"AND A$<>"Y"THEN2630
2640 IF A$="Y"THENPOKE V+21,0:RUN110
2650 END
2660 POKE 53281,0:POKE 53280,0
2670 PRINT"{CLR}{YEL}{13 SPACES}INSTRUCT
     IONS
2680 PRINT"{2 DOWN}{WHT}{4 SPACES}CHOOSE
      LETTERS TO GUESS THE WORD.
2690 PRINT"{DOWN}IF YOU CHOOSE A WRONG L
     ETTER, THE BIRD
2700 PRINT"{DOWN}WILL LAND ON ITS PERCH.
2710 PRINT"{DOWN}{4 SPACES}WHEN ALL THE
     PERCHES ARE FULL, OR
2720 PRINT"{DOWN}YOU GUESSED THE WORD, T
     HE GAME IS OVER
2730 PRINT"{2 DOWN}{4 SPACES}YOU CAN HIT
      THE "CHR$(34)"<"CHR$(34)" KEY ANY
     TIME TO
2740 PRINT"{DOWN}GUESS THE WORD. IF YOU
     GET IT WRONG,{DOWN}{4 SPACES}YOU LO
     SE.
2750 PRINT"{3 DOWN}{9 RIGHT}{YEL}HIT A K
     EY TO BEGIN"
2760 GETA$:IFA$=""THEN2760
2770 RETURN
2780 DATA HAPPY,BRIDGE,FAMILY,CHILDREN
2790 DATA WINDOW,TRAIN,DWARF,BIRDS
2800 DATA SUPERMAN,CONCERT,PEOPLE,MAGIC
2810 DATA SPACE,SCIENCE,PLANETS,GALAXY,S
     TARS
2820 DATA ROOMS,TEACHER,CHALK,BLACKBOARD
2830 DATA SCREEN,COMPUTER,KEYBOARD,PROGR
     AM
2840 DATA SPELLING,WORDS,COLORS,LETTERS
2850 DATA MARKET,STREETS,SQUARE,TRIANGLE
2860 DATA MOVIE,SPACESHIP,LASER,AIRPLANE
     ,BOAT
2870 DATA STICK,ROCK,PAPER,WIN,PLACE,SHO
     W
2880 DATA CHANNEL,EXECUTIVE,MONEY,SHIRT
2890 DATA QUIET,LOUD,BILLBOARD,YACHT,MOT
     ORCYCLE,*
```



The bird carries an L to complete the spelling and end the game in "Mystery Spell." 64 version.

Program 3: Mystery Spell – VIC Version

by Gregg Peele, Editorial Programmer

```
100 DIMYA$(21):GOSUB1020:DIMW(20)
105 POKE36879,30
110 PRINT"{CYN}{CLR} {DOWN}{9 SPACES}
    {5 +}
120 PRINT"{14 SPACES}{4 +}
130 PRINT"{2 DOWN}
140 PRINT"
150 PRINT"{GRN}{2 SPACES}{RVS} {OFF}
    {8 SPACES}{BLK} {2 G}{2 SPACES}
    {GRN}
160 PRINT" {RVS}{K} {OFF}{J}
    {5 SPACES}{RED} NM{BLK}{2 G} {GRN}
     {RVS}{J} {L}{OFF}
170 PRINT" {RVS}{J} {L}{OFF}
    {4 SPACES}{RED} N{2 SPACES}M{BLK}
    {G} {GRN} {RVS}{3 SPACES}{OFF}
180 PRINT" {RVS}{G} {N}{OFF}
    {3 SPACES}{RED} N{4 O}M{GRN} {RVS}
    {J}{3 SPACES}{L}{OFF}
190 PRINT" {RVS}{3 SPACES}{OFF}
    {3 SPACES}{RED} B{4 SPACES}B{GRN}
    {RVS}{5 SPACES}{OFF}
200 PRINT" {BLK} {RVS} {OFF}{3 SPACES}
    {RED}{2 SPACES}B{4 SPACES}B{GRN}
    {3 SPACES}{RVS}{BLK} {OFF}
210 PRINT"{BLK}{2 SPACES}{RVS} {OFF}
    {3 SPACES}{RED}{2 SPACES}B{4 SPACES}
    B{2 SPACES}{BLK} {RVS} {OFF}
220 PRINT"{6 SPACES}{RED}{2 SPACES}B
    {4 SPACES}B
225 PRINT"{3 SPACES}{RVS}{BLK}MYSTERY
    {2 SPACES}SPELL{OFF}"
230 PRINT"{3 DOWN}";H$
240 T=7680:W=0
250 IFW<22THENT=T+1:IFT>7694ANDT<8000 TH
    ENT=T+21:IFT>7750THENT=T+1
260 W=W+1:IFW>44THENW=0:GOTO250
270 IFW>22THENT=T-20:IFT<7701THEN240
280 T0=PEEK(T):T1=PEEK(T+1):T2=PEEK(T+2)
290 C0=PEEK(T+30720):C1=PEEK(T+30721):C2
    =PEEK(T+30722)
300 POKET,74:POKET+1,81:POKET+2,75
310 POKET+30720,0:POKET+30721,0:POKET+30
    722,0
320 FORD=1TO100:NEXTD
330 POKET,67:POKET+2,67
340 FORD=1TO100:NEXTD
350 POKET,T0:POKET+1,T1:POKET+2,T2
360 POKET+30720,C0:POKET+30721,C1:POKET+
    30722,C2
1000 IFW=30THENGOSUB2000
1010 GOTO250
1020 PRINT"{CLR}ENTER YOUR OWN WORDS
     {2 SPACES}Y OR N"
1030 H$={2 SPACES}"{HOME}{BLK}{12 DOWN}
     {10 RIGHT}{RVS}..{DOWN}{2 LEFT}JK
     {OFF}"
1040 S$={2 SPACES}"{HOME}{BLK}{12 DOWN}
     {10 RIGHT}{RVS}..{DOWN}{2 LEFT}UI
     {OFF}"
1050 GETX$:IFX$<>"N"ANDX$<>"Y"THEN1050
1060 IFX$="N"THEN1080
1070 FORT=1TO20:PRINT"WORD#";T;:INPUTYA$
     (T):NEXT:GOTO1120
1080 FORT=1TO20:READA$:YA$(T)=A$:NEXT
1090 DATA GRAPES,ORANGES,POTATOES,ONIONS
     ,BROCCOLI
```



The bird swoops down to get the final letter for a correctly spelled word in the VIC version of "Mystery Spell."

```
1100 DATA BEANS,TOMATO,SPINACH,CUCUMBERS
     ,CARROT,LETTUCE,RADISHES
1110 DATA APPLE,CORN,PEAR,PEACH,GRAPEFRU
     IT,COCONUT,KUMQUAT,BANANA
1120 W$=YA$(RND(1)*20+1):RETURN
2000 FORT=1TO300:NEXT:FORT=8010TO8010+22
     :POKET,32:NEXT
2010 GOSUB 2210
2020 L$=" ABCDEFGHIJKLMNOPQRSTUVWXYZ"
2030 PRINT"{HOME}{16 DOWN}";:FORT=1TO10:
     PRINTMID$(L$,T,1);" ";:NEXT
2040 PRINT"{DOWN}{4 RIGHT}";:FORT=11TO19
     :PRINTMID$(L$,T,1);" ";:NEXT
2050 PRINT"{DOWN}{5 RIGHT}";:FORT=20TO27
     :PRINTMID$(L$,T,1);" ";:NEXT
2060 PRINT"{HOME}{3 DOWN}";G$;"{HOME}
     {22 DOWN}{5 LEFT}";
2062 IFWR>0THENFORY=0TOWR:PRINT"
     {3 RIGHT}";:NEXT:PRINT"{LEFT}JQK";
2065 IFWR=7THENGOTO 5000
2070 IF COUNT<>LEN(W$)THEN2080
2075 FORT=1TO20:PRINT"{HOME}YOU WIN
     {7 LEFT}";:FORO=1TO200
2078 NEXTO:PRINT"{9 SPACES}";:FORZ=1TO20
     0:NEXTZ:NEXTT:PRINTH$;:GOTO5000
2080 PRINT"{HOME}{4 DOWN}{25 SPACES}";:G
     ETA$:IFA$<"A"ORA$>"Z"THEN2030
2090 P=ASC(A$)-64
2100 IF MID$(L$,P+1,1)<>" "THEN2120
2110 PRINT"{HOME}{4 DOWN}LETTER ALREADY
     CHOSEN";:FORT=1TO600:NEXT:GOTO2080
2120 L$=LEFT$(L$,P)+" "+MID$(L$,P+2):PRI
     NTS$:FL=1:GOSUB3000
2130 FOR I=1 TO LEN(W$)
2140 IF MID$(W$,I,1)<> A$ THEN2180
2145 FLAG=0
2150 G$=LEFT$(G$,I)+MID$(W$,I,1)+MID$(G$
     ,I+2)
2160 COUNT=COUNT+1:PRINTH$:GOTO2180
2170 IF MID$(W$,I,1)<>" "ANDMID$(W$,I,1)
     =LEFRT$(A$,1)THENPRINTH$
2180 NEXT I
2185 WR=WR+FL
2190 GOTO 2060
2200 RETURN
2210 G$=" "
2220 FOR I=1 TO LEN(W$):G$=G$+"-":W(I)=0
     :NEXT
2230 RETURN
3000 FORG=7878TO8164STEP22
3010 Y0=PEEK(G):Y1=PEEK(G+1):Y2=PEEK(G+2
     )
3020 Z0=PEEK(G+30720):Z1=PEEK(G+30721):Z
     2=PEEK(G+30722)
3030 POKEG+30720,0{3 SPACES}:POKEG+30721
     ,0:POKEG+30722,0
3040 POKEG,74:POKEG+1,81:POKEG+2,75
3055 FORT=1TO100:NEXT
3060 POKEG,67:POKEG+2,67:FORT=1TO100:NEX
     T
3070 IFG>8160THENRETURN
3090 POKEG,Y0:POKEG+1,Y1:POKEG+2,Y2
3100 POKEG+30720,Z0:POKEG+30721,Z1:POKEG
     +30722,Z2
3115 FORR=GTOG+20
3116 IFPEEK(R)=PTHENM=R
3117 NEXTR
3120 IFM>G+1THENG=G-21:GOTO3126
3125 IFM=G+1THENG=G-22:J=J+1
3126 IFJ=5THENM=0:IFFL=0THENWR=WR+1:J=0:
     RETURN
3127 IFJ=5THENM=0:J=0:RETURN
3128 NEXT
3129 M=0:J=0
3130 NEXT:IFFL=0THENWR=WR+1
3140 RETURN
5000 PRINT"{HOME}THE WORD WAS{HOME}
     {3 DOWN}{RIGHT}";:FORT=1TOLEN(W$):P
     RINTMID$(W$,T,1);:FORU=1TO200:NEXT:
     NEXT
5010 PRINT"{HOME}{5 DOWN}PLAY AGAIN?Y OR
      N";
5011 GETM$:IFM$=""THEN5011
5012 IFM$="Y"THENRUN
5013 IFM$<>"N"THEN5011
5015 PRINT"{CLR}":END
```

©

COMPUTE!
The Resource.

$39.95 DATA BASE!
INTRODUCING...
SDB 64
FOR THE
COMMODORE 64
SDB 64-A must for *your* 64!
SDB 64-User defined printouts!
SDB 64-Menu driven & easy to use!
SDB 64-Perfect for personal filing needs!
SDB 64-Fast sorts by any field & alphabetises!
SDB 64-Makes it easy to write compatible programs!
SDB 64-File & retrieve names, addresses, hobbies, etc.!
Easy to follow instructions-perfect for new comer data base!
SDB 64 (Disk) $39.95 ($1.50 P&H)
MasterCard
VISA
Simpleware
129 Wildbriar Rd., Rochester, NY 14623
716-334-9541 or 716-334-7406

DOTS

Eric K. Evans

Easy to play, but challenging, this game pits you against your computer. You can choose one of ten skill levels. Written for the VIC with versions for the 64, Color Computer, and Apple.

"Dots" is based on a strategy game that many people first come across while they are in elementary or junior high school. You remember it: you and a friend take a couple of pencils and a piece of paper and draw several rows of dots on the paper. Then you take turns drawing horizontal or vertical lines that would connect two dots. These lines form the sides of squares.

The object of the game is to maneuver your friend into drawing the third side of a square so that you can draw the fourth side and complete the square. Every time you finish a square you get one point and another turn. When all of the squares are finished, the game ends and the person with the most points wins.

With this program, your computer will be the friend you play against and it will also act as umpire. Its decisions will be final, but don't worry – it doesn't cheat.

How To Play

The first thing you need to do after typing in or loading the game is enter either a J if you plan to use a joystick for input or a K if you are going to use the keyboard cursor control keys and the RETURN key for input. Next you will be asked to enter a skill level between 0 and 10 (with 10 being the most difficult).

If you enter 0 as your skill level, the VIC will play randomly and you should win with little effort. At skill level 10, be prepared for a real strategic challenge. At level 0, the VIC will make its move immediately after yours. As the level of play increases, the VIC's response time increases, too. At level 10, it will usually take between 5 and 20 seconds to make its move.

When the game starts, a 100-dot (ten by ten) game board will be displayed with a scoring area at the bottom of the screen. You always move first. To move, position the yellow cursor where you want to draw a line, and then hit the joystick fire button or the RETURN key to enter your move. When the VIC makes a move, it will beep and flash the line it is going to draw to make sure you see where it is moving.

Whenever you complete a square, the square is colored in cyan and you get another turn. Whenever the VIC completes a square, the square is colored in red and the VIC moves again. These colors are used because they contrast well on black-and-white as well as color TVs. The game continues until all 81 squares have been formed and the winner is declared.

If you don't want to spend the time to type in this program, send me a cassette, a self-addressed, stamped mailer, and $3, and I will return your tape with two copies (just to be safe) of the game on it. *This is only for the VIC version.*

Eric K. Evans
P.O. Box 6287
New Haven, CT 06520

Color Computer And Apple Version Notes For Dots

The object of Dots on the Color Computer and the Apple is to form more squares than the computer by connecting dots with horizontal and vertical lines. On the Color Computer, the game is played on a 70-dot grid. Move the yellow cursor around the game board with the arrow keys. When it is in a position where you wish to draw a line, press the ENTER key. Squares that you complete will be colored orange; those the computer captures are colored red.

Dots on the Apple features a 100-dot game board and is played like the Color Computer version. A flashing asterisk, moved with the J,I,K, and M keys, indicates your position. Press the RETURN key to draw a connecting line. When a square is formed, an inverse Y or A is displayed, crediting either you or the Apple with the capture.

Now the VIC 20 and 64 can communicate with PET peripherals



VIC and 64 users

Would you like to be able to access **any** of these peripherals from your computer?

- ⅓ megabyte disks (Commodore 4040 drive)
- 1 megabyte disks (Commodore 8050 drive)
- 10 megabyte disks (Commodore 9090 hard disk)
- Printers including a wide range of inexpensive IEEE and RS232 matrix and quality printers
- IEEE instruments such as volt meters, plotters etc.

Now you are no longer limited by the VIC or the 64's serial bus. Simply by attaching INTERPOD you can vastly increase the power of your VIC 20 and when used with the new 64, INTERPOD turns the computer into a really powerful system.

With INTERPOD the VIC and 64 become capable of running really professional quality software such as Word-processing, Accounting, Instrument control and many more.

INTERPOD will work with any software. No extra commands are required and INTERPOD does not affect your computer in any way.

Using INTERPOD is as easy as this:

Simply plug INTERPOD into the serial port of your computer, power-up and you are ready to communicate with any number of parallel and serial IEEE devices and any RS232 printer.

INTERPOD costs $180

INTERPOD

Limbic Systems Inc. 1056 Elwell Court, Palo Alto, CA 94303
415-964-8788

Alspa Computer, Inc.

Price-performance leader. Includes Z80A, 8" ds/dd drives, 3 serial + 1 parallel port, winchester port, networking. Prices start below $1500. DEALER / OEM inquiries invited.

SPECIALS on INTREGATED CIRCUITS

6502	7.45	10/ 6.95	50/ 6.55	100/ 6.15
6502A/6512A	8.40	10/ 7.95	50/ 7.35	100/ 6.90
6520 PIA	5.15	10/ 4.90	50/ 4.45	100/ 4.15
6522 VIA	6.45	10/ 6.10	50/ 5.75	100/ 5.45
6532	7.90	10/ 7.40	50/ 7.00	100/ 6.60
2114-L200		2.45	25/ 2.30	100/ 2.15
2716 EPROM		4.90	5/ 4.50	10/ 4.00
2532 EPROM		6.90	5/ 6.75	10/ 6.45
6116 2K×8 CMOS RAM		6.90	5/ 6.75	10/ 6.45
4116 RAM			8 for 14	
Zero Insertion Force 24 pin Socket (Scanbe)				2.00

Hewlett Packard

Write or call for prices.

Anchor Automation Signalman Modems



FREE SOURCE MEMBERSHIP WITH SIGNALMAN

All Signalman Modems are Direct Connect, and include cables to connect to your computer and to the telephone. Signalman Modems provide the best price-performance values, and start at less than $100. **Dealer and OEM inquiries invited**

Mark I RS232	(99)	79
Mark II for Atari 850	(99)	79
Mark IV for CBM/PET with software	(169)	119
Mark V for Osborne (software available)	(129)	93
Mark VI for IBM Personal Computer	(279)	195
Mark VII Auto Dial/Auto Answer	(179)	119
Mark VIII Bell 212 Auto Dial/Answer	(399)	319

DC HAYES Smartmodem **219**
DC Hayes Smartmodem 1200 545



PROM QUEEN for VIC	**170**
Apple Emulator for Commodore 64	**89**
Screenmaker 80 COLUMN CARD for C64	**145**
Solid Oak 2 Level Stand for C64 or VIC	**29**
C64/VIC Switch (networking)	125
BACKUP V1.0 tape copier for C64 or VIC	**20**
CARDBOARD/6 Motherboard - VIC	64
CARDAPTER/1 Atari VCS Adapter - VIC	69
CARDPRINT Printer Interface - C64/VIC	64
CARDBOARD/3s Motherboard - VIC	32
CARDRITER Lightpen - C64/VIC	32
CARDRAM/16 RAM Expansion - VIC	64
Complete CARDCO Line in stock	
CIE and VIE IEEE Interfaces in stock	
BASM kCompiler/Assembler for C64	89

APPLE—FRANKLIN ITEMS

KRAFT Apple Joystick	**43**
16K RAM Card for Apple	**59**
Solid Oak 2 Level Stand for Apple	**29**
Serial Card for Apple	99
MPC RAM/80 column card for IIE	**139**
Z80 Softcard and CP/M (Microsoft)	235
RANA Elite I with Controller	389
Parallel Printer Interface/Cable	79
Apple Dumpling (Microtek) Printer Interface	**115**
Apple Dumpling with 16K Buffer	**160**
Grappler + Interface	140
Kraft Products for Apple in stock	
DC Hayes Micromodem II	299
PFS: File	**100**
PFS: Report	**100**
Videx 80 Column Card	209
Hayden Software for Apple 20% OFF	
PIE Writer Word Processor	**120**

commodore

See us for Personal, Business, and Educational requirements. Educational Discounts available.

PETSCAN I $245 base price

Allows you to connect up to 30 CBM/PET Computers to shared disk drives and printers. Completely transparent to the user. Perfect for schools or multiple word processing configurations. Base configuration supports 2 computers. Additional computer hookups $100 each.

COMPACK $115

Intelligent Terminal Package for PET, CBM, C64
Includes ACIA Hardware / STCP Software

VE-2 IEEE to Parallel Interface 110

Includes case, power supply, full 8-bit transmission, and switch selectable character conversion to ASCII.

VIDEO ENHANCER for Commodore 64 **89**
Realize video quality equal or better than composite monitor using standard color TV.

SCREENMAKER 80 Column Adapter for C64 **145**
Provides big screen capability for business applications.

VIC 20 Products		VIC Sargon II Chess	32
BACKUP V1.0	**20**	**VIC GORF**	**32**
VIC RAM Cards in stock		Meteor Run (UMI)	39
VIC SuperExpander	52	VIC Radar Ratrace	24
VIC 16K RAM	95	Amok (UMI)	20
Thorn EMI Software		Snakman	15
HES Software		Rubik's Cube	13
VIC Omega Race	32	Programmers Reference	15
Spiders of Mars (UMI)	39	**FROGGER**	**25**
Programmers Aid	45	VIC Adventure Series	

VICTORY Software for VIC and C64

Street Sweepers (VIC)	12	Kongo Kong (VIC)	16
Night Rider (VIC)	11	Cosmic Debris (VIC)	12
Annihilator	16	Adventure Pack I	16
Adventure Pack II	16	Metamorphosis	11
Educational Pack I	11	Trek	12
Strategy Pack I	16	Grave Robbers	12

Commodore 64 Programmers Reference Guide	16
MicroChess for C64—8 levels of play	**19**
Compute!'s First Book of PET/CBM	11
C64 or VIC SWITCH	**125**
POWER ROM Utilities for PET/CBM	78
WordPro 3+/64	**69**
WordPro 4+ - 8032. disk, printer	295
SPELLMASTER spelling checker for WordPro	**170**
VISICALC for PET, ATARI, or Apple	189
PET-TRAX PET to Epson Graphics Software	**40**
SM-KIT enhanced PET/CBM ROM Utilities	**40**
Programmers Toolkit - PET ROM Utilities	35
CALC RESULT for C64	**135**
PET Spacemaker II ROM Switch	36
COPYWRITER Word Processor for C64	**69**
2 Meter PET to IEEE or IEEE to IEEE Cable	40
Dust Cover for PET, CBM, 4040, or 8050	8
CmC Interfaces (ADA1800, ADA1450, SADI in stock)	
ZRAM - CBM 64K RAM, Z80, CP/M	550
Programming the PET/CBM (Compute!) — R. West	**20**
Compute! First Book of VIC	11
HES MODEM with Software	**65**
HES Software and Hardware in stock	
UMI products in stock	
OMNICALC (HES) Spreadsheet for C64	**79**

GRIDRUNNER (HES) VIC or C64			**29**
COCO (HES) Tutorial for C64			39
Gridrunner (HES) C64 or VIC			29
Agressor (HES)			29
HES Turtle Graphics	VIC 29	C64	49
HES Writer	VIC 30	C64	34
Grand Master Chess (UMI) C64 or VIC			**27**
Renaissance (UMI)	VIC 29	C64	24
Synthesound (HES)			44
HES MON	VIC or C64		29
6502 Professional Developement System (HES)			24
Robot Panic 29	Pirate's Peril 29	Retro Ball	29

DISK SPECIALS

Scotch (3M) 5" ss/dd	10/ 2.20	50/ 2.00	100/ 1.95
Scotch (3M) 5" ds/dd	10/ 3.05	50/ 2.80	100/ 2.75
Scotch (3M) 8" ss/sd	10/ 2.30	50/ 2.10	100/ 2.06
Scotch (3M) 8" ss/dd	10/ 2.85	50/ 2.70	100/ 2.65

We stock VERBATIM DISKS

Write for Dealer and OEM prices.

Sentinal 5" ss/dd	10/ 1.90	50/ 1.85	100/ 1.80
Sentinal 5" ds/dd	10/ 2.55	50/ 2.50	100/ 2.45
Wabash 5" ss/sd	10/ 1.65	50/ 1.60	100/ 1.55
Wabash 5" ss/dd	10/ 1.95	50/ 1.90	100/ 1.85
Wabash 8" ss/sd	10/ 2.00	50/ 1.95	100/ 1.85

We stock MAXELL DISKS

Write for dealer and OEM prices.

Disk Storage Pages	10 for $5	Hub Rings 50 for $6	
Disk Library Cases	8"—3.00	5"—2.25	
Head Cleaning Kits	11		

CASSETTE TAPES—AGFA PE-611 PREMIUM

C-10	10/ .61	50/ .58	100/ .50
C-30	10/ .85	50/ .82	100/ .70

DATASHIELD BACKUP POWER SOURCE **265**
Battery back up Uninterruptible Power Supply with surge and noise filtering. The answer to your power problems.

Zenith ZVM-121 Green Phosphor Monitor	98
BMC 12A 12" Green Monitor	85
VOTRAX Personal Speech System	280
VOTRAX Type-N-Talk	160
VOICE BOX Speech Synthesizer (Apple or Atari)	
CompuServe Subscription (5 hours free)	32
Brother HR-15 Daisy Wheel Printer	**475**
Prowriter Parallel Printer	379
Panasonic 1090 Printer with Correspondence Mode	**365**
USI CompuMOD 4 R F Modulator	39
Daisywriter 2000 with 48K buffer + cable	1150
Many printers available (Gemini-Star, Brother, OKI, etc.)	
We Stock AMDEK Monitors	
Amdek DXY-100 Plotter	590
A P Products	15% OFF
Watanabe Intelligent Plotter 990	6-pen 1290
BROOKS 6 Outlet Surge Suppressor/Noise Filter	**54**
We stock Electrohome Monitors	
Synertek SYM-1 Microcomputer	**189**

ALL BOOK and SOFTWARE PRICES DISCOUNTED

Panasonic TR-120M1P 12" Monitor (20 MHz)	149
Panasonic CT-160 Dual Mode Color Monitor	285

USI Video Monitors—Green or AMBER 20 MHz hi-res.
Dealer and OEM inquiries invited

ZENITH data systems

Z29 Terminal (DEC and ADM compatible)	**680**
ZT-1 Intelligent Communications Terminal	**369**
ZT-10 Intel. Terminal with Serial Port	**340**
Z100 16-bit/8-bit Systems in stock	**CALL**

We stock entire Zenith line.

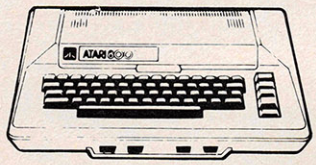

ATARI SPECIALS

WE STOCK ENTIRE LINE—write for prices.

Atari 1200	**CALL**	**QIX**	**34**
Voice Box	100	**Anchor Modem—Atari**	**79**
FROGGER	**25**	**Atari Graphics (Compute!)**	**11**
Thorn EMI Software		**First Book of Atari**	**11**
EduFun Software		**APX Software**	

215-822-7727
252 Bethlehem Pike
Colmar, PA 18915

A B Computers

WRITE FOR CATALOG. Add $1.50 per order for United Parcel. We pay balance of UPS surface shipping charges on all prepaid orders (add extra for mail, APO/FPO, air). Prices include cash discount. Regular prices slightly higher. Prices subject to change.

OAK STAND-C64, VIC, Apple, Atari 29

Beautiful natural solid oak two-level stand. Rests on table above computer. Holds disk drives/cassette deck, as well as your monitor/TV.

KMMM Pascal for PET/CBM/C64 $79

A subset of standard Pascal with extensions. Includes Machine Language Pascal Source Editor, Machine Language P-Code Compiler, P-Code to machine language translator for optimized object code, Run-time package, Floating Point capability, User Manual, and sample programs.

Requires 32K Please specify configuration.

EARL for PET (disk file based) $65

Editor, Assembler, Relocater, Linker

Generates relocatable object code using MOS Technology mnemonics. Disk file input (can edit files larger than memory).

RAM/ROM for PET/CBM

4K or 8K bytes of soft ROM with optional battery backup.

RAM-ROM is compatible with any large keyboard machine. Plugs into one of the ROM sockets above screen memory to give you switch selected write protectable RAM.

Use RAM/ROM as a software development tool to store data or machine code beyond the normal BASIC range. Use RAM/ROM to load a ROM image where you have possible conflicts with more than one ROM requiring the same socket. Possible applications include machine language sort (such as SUPERSORT), universal wedge, Extramon, etc.

RAM/ROM — 4K	$75
RAM/ROM — 8K	90
Battery Backup Option	20

SUBSORT for PET/CBM $35

Excellent general purpose machine language sort routine.

PROGRAM YOUR OWN EPROMS $75

Branding Iron EPROM Programmer for PET/CBM software for all ROM versions. Includes all hardware and software to program or copy 2716 and 2532 EPROMs.

PORTMAKER DUAL RS232 SERIAL PORT $63

Two ports with full bipolar RS232 buffering. Baud rates from 300 to 4800. For PET/CBM, AIM, SYM.

COMAL Package for CBM $25

Includes software on disk, and Comal Handbook

SuperGraphics 2.0

NEW Version with TURTLE GRAPHICS

SuperGraphics, by John Fluharty, provides a 4K machine language extension which adds 35 full featured commands to Commodore BASIC to allow fast and easy plotting and manipulation of graphics on the PET/CBM video display, as well as SOUND Commands. Animations which previously were too slow or impossible without machine language subroutines now can be programmed directly in BASIC. Move blocks (or rocketships, etc.) or entire areas of the screen with a single, easy to use BASIC command. Scroll any portion of the screen up, down, left or right. Turn on or off any of the 4000 (8000 on 8032) screen pixels with a single BASIC command. In high resolution mode, draw vertical, horizontal, and diagonal lines. Draw a box, fill a box, and move it around on the screen with easy to use BASIC commands. Plot curves using either rectangular or polar co-ordinates (great for Algebra, Geometry and Trig classes.)

The SOUND commands allow you to initiate a note or series of notes (or even several songs) from BASIC, and then play them in the background mode without interfering with your BASIC program. This allows your program to run at full speed with simultaneous graphics and music.

Seven new TURTLE commands open up a whole new dimension in graphics. Place the TURTLE anywhere on the screen, set his DIRECTION, turn him LEFT or RIGHT, move him FORWARD, raise or lower his plotting pen, even flip the pen over to erase. Turtle commands use angles measured in degrees, not radians, so even elementary school children can create fantastic graphic displays.

Specify machine model (and size), ROM type (BASIC 3 or 4)

SuperGraphics in ROM ($A000 or $9000) $45

Volume discounts available for schools.

FLEX-FILE for PET/CBM Computers

NEW VERSION 2 now for C64

FLEX-FILE is a set of flexible, friendly programs to allow you to set up and maintain a data base. Includes versatile Report Writer and Mail Label routines, and documentation for programmers to use Data Base routines as part of other programs.

RANDOM ACCESS DATA BASE

Record size limit is 256 characters. The number of records per disk is limited only by record size and free space on the disk. File maintenance lets you step forward or backward through a file, add, delete, or change a record, go to a numbered record, or find a record by specified field (or partial field). Field lengths may vary to allow maximum information packing. Both subtotals and sorting may be nested up to 5 fields deep. Any field may be specified as a key. Sequential file input and output, as well as file output in WordPro and PaperMate format is supported. Record size, fields per record, and order of fields may be changed easily.

MAILING LABELS

Typical mail records may be packed 3000 per disk on 8050 (1400 in 4040). Labels may be printed any number wide, and may begin in any column position. There is no limit on the number or order of fields on a label, and complete record selection via type code or field condition is supported.

REPORT WRITER

Flexible printing format, including field placement, decimal justification and rounding. Define any column as a series of math or trig functions performed on other columns, and pass results such as running total from row to row. Totals, nested subtotals, and averages supported. Complete record selection, including field within range, pattern match, and logical functions can be specified.

FLEX-FILE 2 by Michael Riley $110

CBM64, PET/CBM/VIC—32K, Disk. Specify configuration.

SCREEN MAKER (cgrs microtech) $149

80 Column Adapter for Commodore 64

Expand your computer for business applications. Provides 80 column × 24 line display in a 2K video RAM. Linking software provided.

Copy-Writer Word Processor $69

Full-featured professional word processor with over 800 lines of text per memory load on C64. Has features not available in many word processors such as double column printing, built in graphic capability, shorthand notations, and ability to support all printer codes.

SPECIAL COMBINATION PACKAGE $200

Includes SCREEN MAKER AND Copy Writer for C64

DISK I.C.U. $40

Intensive Care Unit by LC. Cargile

COMPLETE DISK RECOVERY SYSTEM FOR CBM DRIVES

- edit disk blocks with ease
- duplicate disks, skipping over bad blocks
- complete diagnostic facilities
- unscratch scratched files
- check and correct scrambled files
- recover improperly closed files
- extensive treatment of relative files
- optional output to IEEE488 printer
- comprehensive user manual (an excellent tutorial on disk operation and theory).

Furnished on copy-protected disk with manual.
Backup disk available, $10 additional.

CBM Software

PAPER CLIP Word Processor	**110**
BASIC INTERPRETER for CBM 8096	**$95**
PEDISK II Systems from cgrs Microtech available.	
FILEX IBM 3741/2 Data Exchange Software available.	
JINSAM Data Base Management System for CBM.	
COPY-WRITER Word Processor for PET/CBM	**$159**
CASH MANAGEMENT SYSTEM	**$45**
Petspeed BASIC Compiler	120
Integer BASIC Compiler	120
CMAR Record Handler	110
UCSD Pascal (without board)	135
Wordcraft 80 or 8096	265

FORTH for PET now for C64

BY L.C. Cargile and Michael Riley $50

Features include:

- full FIG FORTH model.
- all FORTH 79 STANDARD extensions.
- structured 6502 Assembler with nested decision making macros.
- full screen editing (same as when programming in BASIC).
- auto repeat key.
- sample programs.
- standard size screens (16 lines by 64 characters).
- 150 screens per diskette on 4040, 480 screens on 8050.
- ability to read and write BASIC sequential files.
- introductory manual.
- reference manual.

For Commodore 64, or any 16K/32K PET/CBM with ROM 3 or 4, and CBM disk drive. Please specify configuration when ordering.

Metacompiler for FORTH $30

Simple metacompiler for creating compacted object code which can be executed independently (without FORTH system).

PageMate 60 COMMAND WORD PROCESSOR

by Michael Riley



Paper-Mate is a full-featured word processor for Commodore computers. Page-Mate incorporates 60 commands to give you full screen editing with graphics for all 16K or 32K machines (including 8032), all printers, and disk or tape drives. Many additional features are available (including most capabilities of WordPro 3).

Page-Mate functions with all Commodore machines with at least 16K, with any printer, and either cassette or disk.

To order Page-Mate, please specify machine and ROM type.

Page-Mate (disk or tape) for PET, CBM, VIC, C64 $40

SM-KIT for PET/CBM $40

Enhanced ROM based utilities for BASIC 4. Includes both programming aids and disk handling commands.

Commodore 64

Hunter-Killer - Commodore 64	**15**
- authentic naval warfare game (complete with sonar)	
Submarine Warfare (Clockwork Computers)	29
WordPro 3+/64	75
Vanilla PILOT with Turtle Graphics	27
- also includes sound, Toolkit, joystick support	
Commodore 64 Programmer Reference Guide	16
CCI Submarine Warfare	24
Laser Command	15
EARLY GAMES for Young Children	**25**
PETSPEED Compiler C64	120
CALC RESULT Spread Sheet Package	**135**
1000 Miles (Mille Bornes Game	9
MicroChess	**19**
Adventure (disk)	9
Draw Poker	5
MAE Assembler - C64	85
Assembly Language Tutorial - C64/VIC	27
Abacus Software in stock	
Synthy-64 music and sound synthesizer	26
Tiny BASIC Compiler	17
ScreenGraphics-64 adds BASIC Graphics	22
Victory Software for Commodore 64 in stock	
Adventure Pack I (Victory Software)	12
Adventure Pack II (Victory Software)	12
Annihilator	16
Chomper Man	16
Educational Pack I	10
Grave Robbers (Victory Software)	12
Kongo Kong	16
Strategy Pack I	16
TREK	12

215-822-7727
252 Bethlehem Pike
Colmar, PA 18915

A B Computers

WRITE FOR CATALOG. Add $1.50 per order for United Parcel. We pay balance of UPS surface shipping charges on all prepaid orders (add extra for mail, APO/FPO, air). Prices include cash discount. Regular prices slightly higher. Prices subject to change.



An almost completed game of "Dots," VIC version.

Program 1: Dots – VIC Version

```
10 PRINT"{CLR}{2 DOWN}"SPC(18)"DOTS
   {DOWN}"
20 INPUT"{6 SPACES}JOYSTICK{DOWN}
   {5 LEFT}OR{DOWN}{8 LEFT}KEYBOARD(J/K)
   ";A$
30 JK=-1:IFA$="K"THENJK=0
40 INPUT"{3 DOWN}{RIGHT}SKILL LEVEL(0-10
   )";SK:IFSK<0ORSK>10THEN40
50 SK=(10-SK)/10:TS=200-200*SK:DT=TS+25:
   DD=37154:POKE37139,0:POKE36879,29
60 SC=4*(PEEK(36866)AND128)+64*(PEEK(368
   69)AND120):CO=37888+4*(PEEK(36866)AND
   128)
70 PRINT"{CLR}":FORI=1TO10:PRINT"{BLK} Q
    Q Q Q Q Q Q Q Q{DOWN}":NEXT
80 YS=0:VS=0:PRINT" {CYN}YOU:"YS"
   {4 SPACES}{RED}VIC:"VS
90 DEFFNBX(LC)=(PEEK(LC+22)<>32)+(PEEK(L
   C+1)<>32)+(PEEK(LC-22)<>32)+(PEEK(LC-
   1)<>32)
100 DEFFNVH(LC)=LC<>2*INT(LC/2)
110 SL=SC+230:CL=CO+230:X=10:Y=10:CC=PEE
    K(SL):CR=PEEK(CL)
120 POKESL,160:POKECL,7:F=0
130 IFJKTHEN150
140 GOSUB930:GOTO160
150 GOSUB860:IFPC=0THEN150
160 X=X+J:Y=Y+K:IFX<1ORX>19ORY<1ORY>19TH
    ENX=X-J:Y=Y-K:GOTO130
170 IFPC=99THEN200
180 POKESL,CC:POKECL,CR:SL=SL+PC:CL=CL+P
    C:CC=PEEK(SL):POKESL,160
190 CR=PEEK(CL):POKECL,7:GOTO130
200 L=(PEEK(SL+1)=81)+(PEEK(SL-1)=81)+(P
    EEK(SL+22)=81)+(PEEK(SL-22)=81)
210 IFL+(CC=32)=-3THEN230
220 I=128:GOSUB710:GOTO130
230 WH=1:ML=SL:GOSUB650:IFNOTFNVH(SL)THE
    N280
240 IFX>1ANDFNBX(SL-1)=-4THENBX=SL-1:GOS
    UB720:F=-1
250 IFX<19ANDFNBX(SL+1)=-4THENBX=SL+1:GO
    SUB720:GOTO110
260 IFFTHEN110
270 GOTO310
280 IFY>1ANDFNBX(SL-22)=-4THENBX=SL-22:G
    OSUB720:F=-1
290 IFY<19ANDFNBX(SL+22)=-4THENBX=SL+22:
    GOSUB720:GOTO110
300 IFFTHEN110
310 WH=2:F=0:CN=0:IFRND(0)<SKTHEN390
320 FORI=44TO396STEP44:FORJ=2TO18STEP2:K
    =SC+I+J
330 IFPEEK(K)=32ANDFNBX(K)=-3THEN350
340 NEXTJ,I:GOTO390
350 I=K:IFPEEK(I-22)=32THENI=I-22:GOTO54
    0
360 IFPEEK(I+22)=32THENI=I+22:GOTO540
370 IFPEEK(I-1)<>32THENI=I+1:GOTO600
380 IFPEEK(I+1)<>32THENI=I-1:GOTO600
390 I=INT(RND(0)*415+SC+23):CN=CN+1:IFPE
    EK(I)<>32THEN390
400 IFNOT((PEEK(I+1)=81ANDPEEK(I-1)=81)O
    R(PEEK(I+22)=81ANDPEEK(I-22)=81))THE
    N390
410 IFSK>.6ORCN>TSTHEN470
420 IFFNVH(I)THEN450
430 IFFNBX(I-22)=-2ORFNBX(I+22)=-2THEN39
    0
440 GOTO540
450 IFFNBX(I-1)=-2ORFNBX(I+1)=-2THEN390
460 GOTO600
470 IFFNVH(I)THEN510
480 IFSK>.6ORCN>DTTHEN540
490 IFFNBX(I+22)=-2ANDFNBX(I-22)=-2THEN3
    90
500 GOTO540
510 IFSK>.6ORCN>DTTHEN600
520 IFFNBX(I+1)=-2ANDFNBX(I-1)=-2THEN390
530 GOTO600
540 ML=I:GOSUB650
550 IFFNBX(ML-22)=-4THENBX=ML-22:GOSUB72
    0:F=-1
560 IFFNBX(ML+2?2)=-4THENBX=ML+22:GOSUB72
    0:GOTO310
570 IFFTHEN310
580 GOTO110
590 IFNOT(PEEK(I-22)=81ANDPEEK(I+22)=81)
    THEN390
600 ML=I:GOSUB650
610 IFFNBX(ML-1)=-4THENBX=ML-1:GOSUB720:
    F=-1
620 IFFNBX(ML+1)=-4THENBX=ML+1:GOSUB720:
    GOTO310
630 IFFTHEN310
640 GOTO110
650 CL=CO+ML-SC
660 POKEML,67
670 IFFNVH(ML)THENPOKEML,93
680 I=185:IFWH=2THENI=150
690 FORJ=1TOWH:POKECL,0:GOSUB710:POKECL,
    1
700 FORL=1TO200:NEXT:POKECL,0:NEXT
710 POKE36878,15:POKE36876,I:FORK=1TO200
    :NEXT:POKE36878,0:POKE36876,0:RETURN
720 YS=YS+1:J=3:I=200:CL=CO+BX-SC:IFWH=2
    THENJ=2:I=150:YS=YS-1:VS=VS+1
730 POKEBX,160:POKECL,1
740 FORL=1TO3:POKECL,J:GOSUB710:POKECL,1
    :FORK=1TO200:NEXT:I=I+18:POKECL,J:NE
    XT
750 PRINT"{HOME}{21 DOWN} {CYN}YOU:"YS"
    {4 SPACES}{RED}VIC:"VS
760 IFYS+VS<81THENRETURN
```

MOSES™

THE ASSEMBLER OF THE AGES
for the VIC 20™

Why MOSES?

Programs written with **MOSES** run fifty to several hundred times faster than programs written in BASIC. A program that takes two minutes to execute in BASIC, will only take two seconds (or less) to execute when written with **MOSES.**

ULTRA-FAST

MOSES is written in **MACHINE LANGUAGE! MOSES** assembles dozens of times faster than assemblers written in BASIC.

ULTRA-SOPHISTICATED

MOSES makes **3 PASSES,** not just one or two like most other assemblers.

ULTRA-FRIENDLY

On screen menu of **EASY-TO-USE COMMANDS.**

ULTRA-CONVENIENT

Comes in a **CARTRIDGE** with sturdy plastic case.

MOSES is easy to learn and powerful. As you enter each line, **MOSES** verifies syntax, and partially assembles the line thereby reducing debugging time and conserving memory. This means an even faster assembly. Also included with **MOSES** is a machine language MONITOR with 34 powerful commands to help you debug your programs. Whether you program for fun or profit, or both, you need **MOSES.** You'll love the ability to program where imagination is your only limit.



SPECIAL OFFER!

For a limited time, we will include a free kit to upgrade your VIC 20's outdated 6502 to the new, enhanced 65C02A microprocessor. The 65C02A is totally compatible with all VIC 20 software and hardware, uses 99% less energy, and has 27 new instructions to make programming easier and faster. And, of course, **MOSES** takes advantage of all 27 instructions. This is a $24.95 value, but is included free while quantities last.

8K • 16K
RAM EXPANSION

A high quality memory expansion cartridge housed in a sturdy plastic case. This product has an easily accessible dip switch which gives you memory block switching ability. Use one 8K and one 16K for 24K memory or two 16K cartridges for a total of 32K memory.
6-Month Warranty.

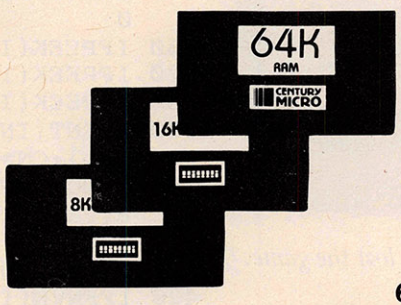

64K
RAM EXPANSION

It's finally here. This highly versatile ram cartridge allows you to store or write programs in two separate 32K banks that are bank selectable with software — NO SWITCHES. This product is power stingy using less than 200 mA current. A must for programmers.
6-Month Warranty.

VIC 20 PRODUCTS:

MOSES	$59.95*
MOSES with 8K RAM expansion	99.95*
8K RAM Cartridge	$46.95*
16K RAM Cartridge	69.95*
64K RAM Cartridge	169.95*

*Manufacturer's suggested list price

Call CENTURY MICRO at (916) 920-3656 for the name of a dealer in your area. Dealer inquiries invited.

1832 Tribute Rd., Suite 213, Sacramento, CA 95815

CENTURY MICRO

```
770 PRINT"{HOME}{19 DOWN}":IFYS>VSTHEN80
    0
780 PRINT"{BLK}{7 SPACES}YOU LOSE"
790 POKE36878,15:POKE36877,128:FORI=1TO1
    500:NEXT:GOTO850
800 PRINT"{DOWN}":FORJ=1TO3
810 PRINT"{2 UP}{RVS}{BLU}!{RED}**{BLU}!
    {PUR}{3 SPACES}YOU{2 SPACES}WIN
    {3 SPACES}{BLU}!{RED}**{BLU}!"
820 POKE36878,15:FORL=128TO255:POKE36876
    ,L:NEXT:POKE36874,0:POKE36878,0
830 PRINT"{2 UP}{22 SPACES}":FORL=1TO300
    :NEXT
840 PRINT"{2 UP}{RVS}{BLU}!{RED}**{BLU}!
    {PUR}{3 SPACES}YOU{2 SPACES}WIN
    {3 SPACES}{BLU}!{RED}**{BLU}!":NEXT
850 POKE36878,0:POKE36877,0:END
860 J=0:K=0:PC=0:POKEDD,127:IFPEEK(37152
    )=119THENPC=1:J=1:POKEDD,255:RETURN
870 POKEDD,255:I=PEEK(37137)
880 IF(IAND4)=0THENPC=-22:K=-1:RETURN
890 IF(IAND8)=0THENPC=22:K=1:RETURN
900 IF(IAND16)=0THENPC=-1:J=-1:RETURN
910 IF(IAND32)=0THENPC=99
920 RETURN
930 J=0:K=0:PC=0
940 GETA$:IFA$=""THEN940
950 IFA$="{UP}"THENPC=-22:K=-1:RETURN
960 IFA$="{RIGHT}"THENJ=1:PC=1:RETURN
970 IFA$="{DOWN}"THENK=1:PC=22:RETURN
980 IFA$="{LEFT}"THENJ=-1:PC=-1:RETURN
990 IFASC(A$)=13THENPC=99
1000 RETURN
```



"Dots," 64 version. The computer has almost lost the game.

Program 2: Dots – 64 Version

```
5 POKE 53281,12:POKE53280,0
10 PRINT"{BLK}{RVS}{CLR}{2 DOWN}"SPC(17)
   "DOTS
20 PRINT"{2 DOWN}{15 SPACES}{WHT}JOYSTIC
   K{DOWN}{5 LEFT}OR{DOWN}{7 LEFT}KEYBOA
   RD(J/K){SHIFT-SPACE}?";
25 GETA$:IFA$<>"J"ANDA$<>"K"THEN25
26 PRINTA$
30 JK=-1:IFA$="K"THENJK=0
40 INPUT"{3 DOWN}{RIGHT}SKILL LEVEL(0-10
   )";SK:IFSK<0ORSK>10THEN40
50 SK=(10-SK)/10:TS=200-200*SK:DT=TS+25
60 SC=1024 : CO = 13*4096+8*256
70 PRINT"{CLR}":FORI=1TO10:PRINT"{BLK} Q
   Q Q Q Q Q Q Q Q Q{DOWN}":NEXT
80 YS=0:VS=0:PRINT" {WHT}YOU:"YS"
   {4 SPACES}{RVS}C64:"VS
90 DEFFNBX(LC)=(PEEK(LC+40)<>32)+(PEEK(L
   C+1)<>32)+(PEEK(LC-40)<>32)+(PEEK(LC-
   1)<>32)
100 DEFFNVH(LC)=LC<>2*INT(LC/2)
110 SL=SC+450:CL=CO+450:X=10:Y=11:CC=PEE
   K(SL):CR=PEEK(CL)
120 POKESL,160:POKECL,7:F=0
130 IFJKTHEN150
140 GOSUB930:GOTO160
150 GOSUB860:IFPC=0THEN150
160 X=X+J:Y=Y+K:IFX<1ORX>19ORY<1ORY>19TH
   ENX=X-J:Y=Y-K:GOTO130
170 IFPC=99THEN200
180 POKESL,CC:POKECL,CR:SL=SL+PC:CL=CL+P
   C:CC=PEEK(SL):POKESL,160
190 CR=PEEK(CL):POKECL,7:GOTO130
200 L=(PEEK(SL+1)=81)+(PEEK(SL-1)=81)+(P
   EEK(SL+40)=81)+(PEEK(SL-40)=81)
210 IFL+(CC=32)=-3THEN230
220 I=128:GOSUB710:GOTO130
230 WH=1:ML=SL:GOSUB650:IFNOTFNVH(SL)THE
   N280
240 IFX>1ANDFNBX(SL-1)=-4THENBX=SL-1:GOS
   UB720:F=-1
250 IFX<19ANDFNBX(SL+1)=-4THENBX=SL+1:GO
   SUB720:GOTO110
260 IFFTHEN110
270 GOTO310
280 IFY>1ANDFNBX(SL-40)=-4THENBX=SL-40:G
   OSUB720:F=-1
290 IFY<19ANDFNBX(SL+40)=-4THENBX=SL+40:
   GOSUB720:GOTO110
300 IFFTHEN110
310 WH=2:F=0:CN=0:IFRND(0)<SKTHEN390
320 FORI=80TO720STEP80:FORJ=2TO18STEP2:K
   =SC+I+J
330 IFPEEK(K)=32ANDFNBX(K)=-3THEN350
340 NEXTJ,I:GOTO390
350 I=K:IFPEEK(I-40)=32THENI=I-40:GOTO54
   0
360 IFPEEK(I+40)=32THENI=I+40:GOTO540
370 IFPEEK(I-1)<>32THENI=I+1:GOTO600
380 IFPEEK(I+1)<>32THENI=I-1:GOTO600
390 I=INT(INT(RND(0)*20)*40+21*RND(0)+SC
   +41):CN=CN+1:IFPEEK(I)<>32THEN390
400 IFNOT((PEEK(I+1)=81ANDPEEK(I-1)=81)O
   R(PEEK(I+40)=81ANDPEEK(I-40)=81))THE
   N390
410 IFSK>.6ORCN>TSTHEN470
420 IFFNVH(I)THEN450
430 IFFNBX(I-40)=-2ORFNBX(I+40)=-2THEN39
   0
440 GOTO540
450 IFFNBX(I-1)=-2ORFNBX(I+1)=-2THEN390
460 GOTO600
470 IFFNVH(I)THEN510
480 IFSK>.6ORCN>DTTHEN540
490 IFFNBX(I+40)=-2ANDFNBX(I-40)=-2THEN3
   90
500 GOTO540
510 IFSK>.6ORCN>DTTHEN600
520 IFFNBX(I+1)=-2ANDFNBX(I-1)=-2THEN390
530 GOTO600
540 ML=I:GOSUB650
```

The Most Support For

VIC-20

Commodore 64

Best Prices • Over 500 Programs • Over 100 Accessories • Absolutely The Best Service • One Day Express Mail • Immediate Replacement Warranty • 15 Day Free Trial On All Products • Programming Knowledge • Technical Knowledge • We Are The Only One In The U.S.A. With Complete Support For The Vic-20 And Commodore 64 Computers.

We Love Our Customers

No One! But No One! Can Compare To

PROTECTO ENTERPRIZES

Box 550 • Barrington, IL 60010

For Free Catalogs Write or Call

INTRODUCTORY OFFER: PREMIUM LEATHERETTE DUST COVER LIST $8.95 SALE $4.95

Call 312/ 382-5244

8 to 5 Weekdays 9-12 Saturdays

```
550 IFFNBX(ML-40)=-4THENBX=ML-40:GOSUB72
    0:F=-1
560 IFFNBX(ML+40)=-4THENBX=ML+40:GOSUB72
    0:GOTO310
570 IFFTHEN310
580 GOTO110
590 IFNOT(PEEK(I-40)=81ANDPEEK(I+40)=81)
    THEN390
600 ML=I:GOSUB650
610 IFFNBX(ML-1)=-4THENBX=ML-1:GOSUB720:
    F=-1
620 IFFNBX(ML+1)=-4THENBX=ML+1:GOSUB720:
    GOTO310
630 IFFTHEN310
640 GOTO110
650 CL=CO+ML-SC
660 POKEML,67
670 IFFNVH(ML)THENPOKEML,93
680 I=185:IFWH=2THENI=150
690 FORJ=1TOWH:POKECL,0:GOSUB710:POKECL,
    1
700 FORL=1TO200:NEXT:POKECL,0:NEXT
710 FORK=1TO200:NEXT:RETURN
720 YS=YS+1:J=3:I=200:CL=CO+BX-SC:IFWH=2
    THENJ=2:I=150:YS=YS-1:VS=VS+1
730 POKEBX,160:POKECL,1
740 FORL=1TO3:POKECL,J:GOSUB710:POKECL,1
    :FORK=1TO200:NEXT:I=I+18:POKECL,J:NE
    XT
750 PRINT"{HOME}{21 DOWN} {WHT}YOU:"YS"
    {4 SPACES}{RVS}C64:"VS
760 IFYS+VS<81THENRETURN
770 PRINT"{HOME}{19 DOWN}":IFYS>VSTHEN80
    0
780 PRINT"{BLK}{7 SPACES}YOU LOSE
    {7 SPACES}"
790 GOTO850
800 PRINT"{DOWN}YOU WIN !!!"
850 END
860 J=0:K=0:PC=0
870 I=PEEK(56321)
880 IF(IAND1)=0THENPC=-40:K=-1:RETURN
885 IF(IAND8)=0THENJ=1:PC=1:RETURN
890 IF(IAND2)=0THENPC=40:K=1:RETURN
900 IF(IAND4)=0THENPC=-1:J=-1:RETURN
910 IF(IAND16)=0THENPC=99
920 RETURN
930 J=0:K=0:PC=0
940 GETA$:IFA$=""THEN940
950 IFA$="{UP}"THENPC=-40:K=-1:RETURN
960 IFA$="{RIGHT}"THENJ=1:PC=1:RETURN
970 IFA$="{DOWN}"THENK=1:PC=40:RETURN
980 IFA$="{LEFT}"THENJ=-1:PC=-1:RETURN
990 IFASC(A$)=13THENPC=99
1000 RETURN
```

Program 3: Dots – Color Computer Version

Translation by Patrick Parrish, Editorial Programmer

```
100 CLS 7:PRINT@236,"■ ■ ■ ■";
110 PRINT@357,"SKILL LEVEL (0-10)";
    :INPUT SK:IF SK<0 OR SK>10 THEN
     110
120 CLS:SK=(10-SK)/10:TS=200-200*SK
    :DT=TS+25:SC=1024
130 PRINT:FOR I=1 TO 7:PRINT" 0 0 0
     0 0 0 0 0 0 0":PRINT:NEXT I
140 YS=0:CS=0:PRINT@87,"YOU:":PRINT
     @278,"COMPUTER:"
150 PRINT@152,YS:PRINT@344,CS
```



No moves have been made in this Color Computer version of "Dots."

```
160 DEF FNBX(LC)=(PEEK(LC+32)<>96)+
    (PEEK(LC+1)<>96)+(PEEK(LC-32)<>
    96)+(PEEK(LC-1)<>96)
170 DEF FNVH(LC)=(LC<>2*INT(LC/2))
180 SL=SC+202:X=10:Y=7:CC=PEEK(SL)
190 POKE SL,128+16*(2-1)+15:F=0
200 GOSUB 910
210 X=X+J:Y=Y+K:IFX<10ORX>19ORY<2ORY
    >14THEN X=X-J:Y=Y-K:GOTO 200
220 IF PC=99 THEN 250
230 POKE SL,CC:SL=SL+PC:CC=PEEK(SL)
    :POKE SL,128+16*(2-1)+15
240 GOTO 200
250 L=(PEEK(SL+1)=79)+(PEEK(SL-1)=7
    9)+(PEEK(SL+32)=79)+(PEEK(SL-32
    )=79)
260 IF L+(CC=96)=-3 THEN 280
270 I=62:GOSUB 760:GOTO 200
280 WH=1:ML=SL:GOSUB 700:IF NOT FNV
    H(SL)THEN 330
290 IF X>1 AND FNBX(SL-1)=-4 THEN B
    X=SL-1:GOSUB 770:F=-1
300 IF X<19 AND FNBX(SL+1)=-4 THEN
    BX=SL+1:GOSUB 770:GOTO 180
310 IF F THEN 180
320 GOTO 360
330 IF Y>1 AND FNBX(SL-32)=-4 THEN
    BX=SL-32:GOSUB 770:F=-1
340 IF Y<13 AND FNBX(SL+32)=-4 THEN
     BX=SL+32:GOSUB 770:GOTO 180
350 IF F THEN 180
360 WH=2:F=0:CN=0:IF RND(0)<SK THEN
     440
370 FOR I=64 TO 384 STEP 64:FOR J=2
     TO 12 STEP 2:K=SC+I+J
380 IFPEEK(K)=96ANDFNBX(K)=-3 THEN
    400
390 NEXTJ,I:GOTO 440
400 I=K:IF PEEK(I-32)=96 THEN I=I-3
    2:GOTO 590
410 IF PEEK(I+32)=96 THEN I=I+32:GO
    TO 590
420 IF PEEK(I-1)<>96 THEN I=I+1:GOT
    O 650
430 IF PEEK(I+1)<>96 THEN I=I-1:GOT
    O 650
440 I=RND(19)+RND(13)*32+33+SC:CN=C
    N+1:IF PEEK(I)<>96THEN 440
```

COMMODORE 64
(more power than Apple II at half the price)

$159.00*

- 170K DISK DRIVE $199.00*
- TRACTION FRICTION PRINTER $159.00*

(* with software savings applied)

COMPUTER AND SOFTWARE SALE

WE HAVE THE BEST SERVICE

WE HAVE THE LOWEST PRICES

VIC-20
(a real computer at the price of a toy)

$77.00*

- 40-80 COLUMN BOARD $99.00
- VOICE SYNTHESIZER $69.00

(* with Cassette and Gortek purchase)

COMMODORE 64 COMPUTER $159.00
You pay only $259.00 when you order the powerful 84K COMMODORE 64 COMPUTER! PLUS we pack the SPECIAL SOFTWARE COUPON with your computer that allows you to SAVE UP TO $100 off software sale prices!! With these savings applied your net computer cost is only $159.00.

170K DISK DRIVE $199.00
You pay only $299.00 when you order the 170K Disk Drive! Plus we pack the SPECIAL SOFTWARE COUPON that allows you to SAVE UP TO $100 off software sale prices!! With these savings applied your net Disk Drive price is only $199.00.

TRACTION FRICTION PRINTER $159.00
You pay only $259.00 when you order the Comstar F/T deluxe line printer that prints 8 1/2 x 11 full size, single sheet, roll or fan fold paper, labels etc. 40, 66, 80, 132 columns. Impact dot matrix, bi-directional, 80 CPS. PLUS we pack the SPECIAL SOFTWARE COUPON that allows you to SAVE UP TO $100.00 off software sale prices!! With these savings applied your net printer price is only $159.00.

80 COLUMN BOARD $159.00
You pay only $159.00 for this 80 Column Board when it is purchased with a COMMODORE 64 Computer or a Disk Drive or a Printer or a Monitor. If purchased alone the sale price is $179.00. Included with this board is word processor pack, electronic spread sheet and mail merge data base on two tapes. List $275.00. (Disk add $10.00).

EXECUTIVE WORD PROCESSING PACKAGE
SCRIPT 64 EXECUTIVE WORD PROCESSOR is the finest available for the COMMODORE 64 Computer! THE ULTIMATE for PROFESSIONAL wordprocessing application. Featuring simple operation, powerful text editing with a customized word dictionary, complete cursor and insert/delete key controls, line and paragraph insertion, automatic deletion, centering, margin settings and output to all printers. Included is a powerful MAIL MERGE When used with THE COMPLETE DATA BASE PACKAGE. List $99.00. Sale $79.00. Coupon Price $52.00. (Disk only).

COMPLETE DATABASE PACKAGE
A user friendly data base system that makes information easy to find and store. You can add, change, delete, and search for data. Print the information on a printer in any format desired. When combined with the word processor pack you have a powerful merge program that allows custom documents and personalized mailing lists. List $89.00. Sale $69.00. Coupon Price $46.00. (Disk only).

SPECIAL SOFTWARE COUPON

We pack a SPECIAL SOFTWARE COUPON in very COMMODORE 64 COMPUTER-DISK DRIVE-PRINTER-MONITOR we sell! This coupon allows you to save up to $100 OFF SALE PRICES and much more off list prices!!

PROFESSIONAL SOFTWARE COMMODORE 64

Name	List	Coupon
Executive Word Processor	$99.00	$52.00
Complete Data Base	$89.00	$46.00
Electronic Spreadsheet	$89.00	$46.00
Accounting Pack	$69.00	$32.00
Total 5.2 Word Processor—Plus		
Tape	$69.00	$37.00
Disk	$79.95	$42.00
Total Text 2.6 Word Processor—		
Tape	$44.95	$26.00
Disk	$49.95	$26.00
Total Label 2.6	$24.95	$12.00
Disk	$29.95	$15.00
Quick Brown Fox Word Processor	$69.00	$40.00
Programmers Reference Guide	$20.05	$12.50
Programmers Helper	$69.00	$40.00
Basic Tutor	$29.95	$15.00
Typing Tutor	$29.95	$15.00
Sprite Designer	$16.95	$10.00
Medicinemen	$19.95	$12.00
Weather War II	$19.95	$12.00
Music-Maker	$19.95	$12.00
EDU-Pack	$24.95	$13.00
3D Maze Craze	$24.95	$13.00
Professional Joy Stick	$24.95	$12.00
Light Pen	$39.95	$20.00
Deluxe Dust Cover	$ 8.95	$ 4.60

Write or call for Sample SPECIAL SOFTWARE COUPON!

COMPLETE ACCOUNTING PACKAGE
This general ledger program is perfect for small business as well as home. It utilizes a double entry bookkeeping system. You only need enter one transaction and the computer will handle one transaction and the computer will handle the other. All accounts are user defineable and will bild for 1 year, resulting in a file of all transactions by account number, month and year to date. Each month a current months' trnsactions can be viewed at any time (99 accounts 187 entries per month). With this accounting program you will be able to monitor your financial growth as well as your expenses. List $59.00. Sale $49.00. Coupon Price $32.00. (tape or disk).

VIC-20 COMPUTER $77.00
You get the Commodore VIC-20 Computer for only $77.00 when you buy at sale prices: The Commodore Data Cassette for only $69.00 and the Gortek Introduction to Basic program for only $19.95. TOTAL LIST PRICE $302.95. SPECIAL PACKAGE SALE PRICE $165.25.

VIC-20 COMPUTER $88.00
When you buy 6 tape programs on sale for only $59.00. These 6 programs list for $100.00 to $132.00. You can choose one of three packs: 6 game pack, 6 home finance pack, or 6 small business pack. TOTAL LIST PRICE $360.00. SPECIAL PACKAGE SALE PRICE $147.00.

40-80 COLUMN BOARD $99.00
A fantastic price breakthrough for VIC-20 owners on this most wanted accessory!! "Now you can get 40 or 80 Columns on your T.V. or Monitor Screen." Plus we add a word processor with mail merge, electronic spread sheet, time manager and terminal emulator!! These PLUS programs require 8K or 16K RAM memory. (Disk add $10.00).

VOICE SYNTHESIZER $69.00
Votrax Based. Make your VIC-20 COMPUTER TALK! Has features equivalent to other models costing over $370.00. You can program an unlimited number of words and sentences and even adjust volume and pitch. You can make adventure games that talk! A must for enhancing your programming creativity and pleasure. Includes FREE $14.95 Editor.

60K MEMORY EXPANDER $69.00
Sixslot — Switch selectable — Reset button — Ribbon cable. A must to get the most out of your VIC-20 Computer. Includes FREE $29.95 adventure game.

8K RAM CARTRIDGE $39.95
Increases programming power 2 1/2 times. Expands total memory to 33K (33,000 bytes). Memory block switches are on outside of cover! Includes FREE $16.95 game.

16K RAM CARTRIDGE $69.00
Increases programming power 4 times. Expands total memory to 41K (41,000 bytes). Memory block switches are an outside cover! Includes FREE $29.95 adventure game!!

12" GREEN SCREEN MONITOR $129.00
Excellent quality VIDEO MONITOR With antiglare, a 12" Green Phosphorous screen — 1920 characters (80 characters x 24 rows). Perfect for word processing application. 12" AMBER MONITOR — 2000 characters, 800 lines. $159.00. Plus $9.95 for VIC-20 or COMMODORE 64 Cable.

• LOWEST PRICES • 15 DAY FREE TRIAL • 90 DAY FREE REPLACEMENT WARRANTY
• BEST SERVICE IN U.S.A. • ONE DAY EXPRESS MAIL • OVER 500 PROGRAMS • FREE CATALOGS

Add $10.00 for shipping, handling and insurance. Illinois residents please add 6% tax. Add $20.00 for CANADA, PUERTO RICO, HAWAII orders. WE DO NOT EXPORT TO OTHER COUNTRIES.

Enclose Cashiers Check, Money Order or Personal Check. Allow 14 days for delivery, 2 to 7 days for phone orders, 1 day express mail! Canada orders must be in U.S. dollars.

PROTECTO
ENTERPRIZES (WE LOVE OUR CUSTOMERS)

BOX 550, BARRINGTON, ILLINOIS 60010
Phone 312/382-5244 to order

```
450 IFNOT((PEEK(I+1)=79ANDPEEK(I-1)
    =79)OR(PEEK(I+32)=79ANDPEEK(I-3
    2)=79))THEN 440
460 IF SK>.6 OR CN>TS THEN 520
470 IF FNVH(I) THEN 500
480 IF FNBX(I-32)=-2 OR FNBX(I+32)=
    -2 THEN 440
490 GOTO 590
500 IF FNBX(I-1)=-2 OR FNBX(I+1)=-2
     THEN 440
510 GOTO 650
520 IF FNVH(I) THEN 560
530 IF SK>.6 OR CN>DT THEN 590
540 IF FNBX(I+32)=-2 AND FNBX(I-32)
    =-2 THEN 440
550 GOTO 590
560 IF SK>.6 OR CN>DT THEN 650
570 IF FNBX(I+1)=-2 AND FNBX(I-1)=-
    2 THEN 440
580 GOTO 650
590 ML=I:GOSUB 700
600 IF FNBX(ML-32)=-4 THEN BX=ML-32
    :GOSUB 770:F=-1
610 IF FNBX(ML+32)=-4 THEN BX=ML+32
    :GOSUB 770:GOTO 360
620 IF F THEN 360
630 GOTO 180
640 IF NOT (PEEK(I-32)=79 AND PEEK(
    I+32)=79) THEN 440
650 ML=I:GOSUB 700
660 IF FNBX(ML-1)=-4 THEN BX=ML-1:G
    OSUB 770:F=-1
670 IF FNBX(ML+1)=-4 THEN BX=ML+1:G
    OSUB 770:GOTO 360
680 IF F THEN 360
690 GOTO 180
700 REM
710 POKE ML,109
720 IF FNVH(ML) THEN POKE ML,73
730 I=185:IF WH=2 THEN I=150
740 FOR J=1 TO WH:GOSUB 760
750 FOR L=1 TO 200:NEXT:NEXT
760 SOUND I,2:RETURN:REM NOISE
770 YS=YS+1:J=8:I=200:IF WH=2 THEN
    J=4:I=150:YS=YS-1:CS=CS+1
780 POKE BX,128+16*(5-1)+15
790 FOR L=1 TO 3:POKE BX,128+16*(J-
    1)+15:GOSUB 760:POKE BX,128+16*
    (5-1)+15:FOR I=1 TO 200:NEXT:I=
    I+18:POKE BX,128+16*(J-1)+15:NE
    XT
800 PRINT@152,YS:PRINT@344,CS
810 IF YS+CS<54 THEN RETURN
820 IF YS>CS THEN 850
830 PRINT@487,"SORRY, YOU LOST.";
840 SOUND 128,10:FORI=1 TO 1500:NEX
    T I:GOTO 870
850 PRINT@490,"YOU WIN!!!!!";
860 FOR I=128 TO 255:SOUND I,1:NEXT
870 PRINT@487,"PLAY AGAIN (Y/N) ?";
880 A$=INKEY$:IF A$="" THEN 880
890 IF LEFT$(A$,1)="Y" THEN 100
900 END
910 J=0:K=0:PC=0
920 A$=INKEY$:IF A$="" THEN 920
930 IF A$=CHR$(94) THEN PC=-32:K=-1
    :RETURN
940 IF A$=CHR$(9) THEN J=1:PC=1:RET
    URN
950 IF A$=CHR$(10) THEN K=1:PC=32:R
    ETURN
960 IF A$=CHR$(8) THEN J=-1:PC=-1:R
    ETURN
970 IF ASC(A$)=13 THEN PC=99
980 RETURN
```



This game is just beginning in the Apple version of "Dots."

Program 4: Dots – Apple Version

Translation by Patrick Parrish, Editorial Programmer

```
100  DIM XL%(23): FOR I = 0 TO 7:XL%(I)
      = 1024 + 128 * I:XL%(I + 8) = 106
     4 + 128 * I:XL%(I + 16) = 1104 + 1
     28 * I: NEXT I
110  FOR I = 770 TO 795: READ M: POKE I
     ,M: NEXT
120  TEXT : HOME : VTAB 11: HTAB 19: INVERSE
     : PRINT "D O T S": FOR J = 1 TO 10
     00: NEXT J: NORMAL
130  VTAB 15: HTAB 11: INPUT "SKILL LEV
     EL (0-10) ?";SK: IF SK < 0 OR SK >
     10 THEN 130
140 SK = (10 - SK) / 10:TS = 200 - 200 *
     SK:DT = TS + 25
150  HOME : PRINT : PRINT : FOR I = 1 TO
     10: PRINT : PRINT " O O O O O O O
     O O O": NEXT
160  VTAB 9: HTAB 27: PRINT "USE KEYS:"
     : VTAB 11: HTAB 27: PRINT "'J'=LEF
     T": HTAB 27: PRINT "'I'=UP": HTAB
     27: PRINT "'K'=RIGHT": HTAB 27: PRINT
     "'M'=DOWN"
170  VTAB 7: HTAB 25: INVERSE : PRINT "
                    ": VTAB 16: HTAB 25: PRINT
     "                "
180  FOR ROW = 7 TO 14: FOR COL = 24 TO
     36 STEP 12: POKE XL%(ROW) + COL,32
     : NEXT : NEXT : NORMAL
190 YS = 0:AS = 0: VTAB 1: HTAB 13: PRINT
     "YOU: "YS"     APPLE:   "AS;
200  DEF  FN BX(COL) =  - ( PEEK (XL%(R
     OW + 1) + COL) <  > 160) - ( PEEK
     (XL%(ROW) + COL + 1) <  > 160) - (
      PEEK (XL%(ROW - 1) + COL) <  > 16
     0) - ( PEEK (XL%(ROW) + COL - 1) <
      > 160)
210  DEF  FN BY(ROW) =  - ( PEEK (XL%(R
     OW + 1) + COL) <  > 160) - ( PEEK
```

COMMODORE-64™ and VIC-20™ users!

Meet an...

IMP

DOT MATRIX PLAIN PAPER PRINTER

Impact Printer by Fidelity Electronics 4"×4.5"2"



IMPACT PRINTER COMES COMPLETE WITH ALL 20/64 INTERFACES CABLES

Short on Price and Size... Long on Quality!

Features: High quality print head- MCBF equal to 500,000 lines, 5 × 7, 30cps impact dot matrix, 144 dots per line, 2.25"w plain paper roll and cartridge ribbon included. Up to 40 column width, lower case descenders, upper/lower case characters, can reproduce the entire 20/64 graphics set, dot addressable graphics, supports custom character capability, reverse character mode, permits user selection of two character sets. Transformer included. 90-day warranty. N.Y. residents add applicable sales tax.

$129.95

Send Check or M.O. + $6.95 Shipping /Handling

DEALER INQUIRIES INVITED

All Major Credit Cards Accepted

"Call THE Printer Experts"

INSTITUTIONAL COMPUTER DEVELOPMENT CORP.

For Information and Orders

Toll-Free 1-800-645-4710

(in N.Y., outside cont. U.S. 516-221-3000)

2951 MERRICK RD. DEPT. C9 BELLMORE, NY 11710

Vic 20 and Commodore 64 are trademarks of Commodore Electronics Ltd.

COMMODORE USERS

Join the largest, active Commodore users group. Benefit from:

— Access to hundreds of public domain programs on tape and disk for your **Commodore 64, VIC 20** and **PET/CBM.**

— Informative monthly club magazine **THE TORPET.**

Send $1.00 for Program & Information Catalogue.
(Free with membership).

Membership Fees for 12 Months	Canada	— $20 Can.
	U.S.A.	— $20 U.S.
	Overseas	— $30 U.S.

Toronto Pet Users Group
Department "S"
1912A Avenue Road, Suite 1
Toronto, Ontario, Canada M5M 4A1

* LET US KNOW WHICH MACHINE YOU USE *

Commodore 64 and VIC-20

Graphics



"ELF" from Picture Library

DRAW with your joystick!

Now, you can create **high-resolution pictures** on-screen with your joystick as a "pen." Design critters, objects, pie-charts — whatever your imagination wishes! **SAVE your creations to tape or disk, and PRINT them on a VIC printer.** Educational and fun!

Draw narrow or wide lines, curvy or straight; set points; add captions; create background patterns; change picture, background, and border colors; reverse colors for a negative; even connect dots with straight lines automatically! **You control every dot on the screen.**

A large "Picture Library" is included to get you started, plus a 20-page instruction manual. Joystick required. VIC printer and disk drive optional. On cassette.



"FLY" from Picture Library

For the Commodore 64:
'64 Panorama $29.95

For the VIC-20:
VIC-PICS $29.95
(Full features need 8K mem exp; reduced version included for unexpanded VIC.)

Available for other printers—Call!

PRINT (the unprintable) . . . with Smart ASCII Plus–$59.95

Now, print the unprintable **Commodore graphics** on your **dot-addressable parallel printer*** with Smart ASCII Plus. This **powerful, low-cost software interface** converts your **user port** into a fast, intelligent port for "Centronics" protocol printers, and we even supply the cable!

Six flexible print modes: GRAPHICS, TRANSLATE, DaisyTRANSLATE, CBM ASCII, True ASCII, PIPELINE. GRAPHICS mode creates actual VIC/64 keyboard graphics. TRANSLATE converts normally unprintable control-codes into text: (CLR), (RVS), (BLU), etc., with an extended mode for Daisywheel printers. Convenient set-up menu and simplified operation. Compatible with most application programs: WordPro 3+, EasyScript, Quick Brown Fox (for the VIC), Writer's Assistant, etc.

Complete with connecting cable for printer and instruction manual. On cassette. Copy to your disk for quick loading. (Upgrades available for original Smart ASCII owners.)

*Requires dot-addressable printer such as: Epson FX-80 or MX-80/100 with Graftrax; Okidata Microline 84; C. Itoh Prowriter 1 & 2; Star Micronics Gemini-10 or 15. **Other printers—Call!**

VIC 20 and Commodore 64 are trademarks of Commodore Electronics, Ltd.

(816) 333-7200

Send for a free brochure.

MAIL ORDER: Add $1.50 shipping and handling ($3.50 for C.O.D.); VISA/Mastercard accepted (card# and exp. date). MO residents add 5.625% sales tax. Foreign orders payable U.S.$, U.S. Bank ONLY; add $5 shp/hndlg.

MIDWEST MICRO inc.

311 WEST 72nd ST. • KANSAS CITY • MO • 64114

```
     (XL%(ROW) + COL + 1) <  > 160) - (
      PEEK (XL%(ROW - 1) + COL) <  > 16
     0) - ( PEEK (XL%(ROW) + COL - 1) <
      > 160)
220  DEF  FN VH(ROW) =  - ((XL%(ROW) +
     COL) <  > 2 *  INT ((XL%(ROW) + CO
     L) / 2))
230 X = 10:Y = 10:ROW = 12:COL = 10:CC =
      PEEK (XL%(ROW) + COL)
240  POKE XL%(ROW) + COL,106:F = 0
250 OLDROW = ROW:OCOL = COL: GOSUB 900
260 X = X + J:Y = Y + K: IF X < 1 OR X >
     19 OR Y < 1 OR Y > 19 THEN X = X -
     J:Y = Y - K: GOTO 250
270  IF PC = 99 THEN 300
280  POKE XL%(OLDROW) + OCOL,CC:CC =  PEEK
     (XL%(ROW) + COL): POKE XL%(ROW) +
     COL,42
290  GOTO 250
300 L =  - ( PEEK (XL%(ROW) + COL + 1) =
     207) - ( PEEK (XL%(ROW) + COL - 1)
      = 207) - ( PEEK (XL%(ROW + 1) + C
     OL) = 207) - ( PEEK (XL%(ROW - 1) +
     COL) = 207)
310  IF L - (CC = 160) =  - 3 THEN 330
320  POKE 768,250: POKE 769,1: CALL 770
     : GOTO 250
330 WH = 1:MROW = ROW:MCOL = COL: GOSUB
     750: IF  NOT  FN VH(ROW) THEN 380
340 BY = ROW: IF X > 1 AND  FN BX(COL -
     1) =  - 4 THEN BX = COL - 1: GOSUB
     790:F =  - 1
350  IF X < 19 AND  FN BX(COL + 1) =  -
     4 THEN BX = COL + 1: GOSUB 790: GOTO
     230
360  IF F =  - 1 THEN 230
370  GOTO 410
380 BX = COL: IF Y > 1 AND  FN BY(ROW -
     1) =  - 4 THEN BY = ROW - 1: GOSUB
     790:F =  - 1
390  IF Y < 19 AND  FN BY(ROW + 1) =  -
     4 THEN BY = ROW + 1: GOSUB 790: GOTO
     230
400  IF F =  - 1 THEN 230
410 WH = 2:F = 0:CN = 0: IF  RND (1) <
     SK THEN 490
420  FOR ROW = 4 TO 22 STEP 2: FOR COL =
     2 TO 18 STEP 2:K = XL%(ROW) + COL
430  IF  PEEK (K) = 160 AND  FN BX(COL)
      =  - 3 THEN 450
440  NEXT : NEXT : GOTO 490
450 I = K: IF  PEEK (XL%(ROW - 1) + COL
     ) = 160 THEN ROW = ROW - 1: GOTO 6
     40
460  IF  PEEK (XL%(ROW + 1) + COL) = 16
     0 THEN ROW = ROW + 1: GOTO 640
470  IF  PEEK (XL%(ROW) + COL - 1) <  >
     160 THEN COL = COL + 1: GOTO 700
480  IF  PEEK (XL%(ROW) + COL + 1) <  >
     160 THEN COL = COL - 1: GOTO 700
490 ROW =  INT ( RND (1) * 19) + 3:COL =
      INT ( RND (1) * 19) + 1:CN = CN +
     1: IF  PEEK (XL%(ROW) + COL) <  >
     160 THEN 490
500  IF  NOT (( PEEK (XL%(ROW) + COL +
     1) = 207 AND  PEEK (XL%(ROW) + COL
      - 1) = 207) OR ( PEEK (XL%(ROW +
     1) + COL) = 207 AND  PEEK (XL%(ROW
      - 1) + COL) = 207)) THEN 490
510  IF SK > .6 OR CN > TS THEN 570
520  IF  FN VH(ROW) =  - 1 THEN 550
530  IF  FN BY(ROW - 1) =  - 2 OR  FN B
     Y(ROW + 1) =  - 2 THEN 490
540  GOTO 640
550  IF  FN BX(COL - 1) =  - 2 OR  FN B
     X(COL + 1) =  - 2 THEN 490
560  GOTO 700
570  IF  FN VH(ROW) =  - 1 THEN 610
580  IF SK > .6 OR CN > DT THEN 640
590  IF  FN BY(ROW + 1) =  - 2 AND  FN
     BY(ROW - 1) =  - 2 THEN 490
600  GOTO 640
610  IF SK > .6 OR CN > DT THEN 700
620  IF  FN BX(COL + 1) =  - 2 AND  FN
     BX(COL - 1) =  - 2 THEN 490
630  GOTO 700
640 MROW = ROW:MCOL = COL: GOSUB 750
650 BX = COL: IF  FN BY(ROW - 1) =  - 4
      THEN BY = ROW - 1: GOSUB 790:F =
      - 1
660  IF  FN BY(ROW + 1) =  - 4 THEN BY =
     ROW + 1: GOSUB 790: GOTO 410
670  IF F =  - 1 THEN 410
680  GOTO 230
690  IF ( PEEK (XL%(ROW - 1) + COL) <  >
     207 OR  PEEK (XL%(ROW + 1) + COL) <
      > 207) THEN 490
700 MROW = ROW:MCOL = COL: GOSUB 750
710 BY = ROW: IF  FN BX(MCOL - 1) =  -
     4 THEN BX = MCOL - 1: GOSUB 790:F =
      - 1
720  IF  FN BX(MCOL + 1) =  - 4 THEN BX
      = MCOL + 1: GOSUB 790: GOTO 410
730  IF F =  - 1 THEN 410
740  GOTO 230
750  POKE 768,1: POKE 769,175: CALL 770
     : IF WH = 2 THEN  FOR I = 1 TO 500
     : NEXT I
760  POKE XL%(MROW) + MCOL,173: POKE XL
     %(MROW) + MCOL,45: FOR H = 1 TO 50
     : NEXT H: POKE XL%(MROW) + MCOL,17
     3
770  IF  FN VH(MROW) =  - 1 THEN  POKE
     XL%(MROW) + MCOL,201: POKE XL%(MRO
     W) + MCOL,137: POKE XL%(MROW) + MC
     OL,201
780  RETURN
790 YS = YS + 1:J = 25:I = 200: IF WH =
     2 THEN J = 1:I = 150:YS = YS - 1:A
     S = AS + 1
800  POKE 768,1: POKE 769,175: CALL 770

810  POKE XL%(BY) + BX,J: VTAB 1: HTAB
     13: PRINT "YOU: "YS"    APPLE:  "A
     S;
820  IF YS + AS < 81 THEN  RETURN
830  IF YS > AS THEN 860
840  VTAB 24: HTAB 14: PRINT "SORRY, YO
     U LOSE."
850  POKE 768,250: POKE 769,2: CALL 770
     : FOR I = 1 TO 500: NEXT I: GOTO 8
     80
860  VTAB 24: HTAB 15: PRINT "!! YOU WI
     N !!"
870  FOR I = 1 TO 5: POKE 768,1: POKE 7
     69,200 - I * 30: CALL 770: NEXT I:
      FOR I = 1 TO 10: POKE 768,1: POKE
     769,40 + I * 20: CALL 770: NEXT I
880  VTAB 24: HTAB 14: PRINT "TRY AGAIN
      (Y/N) ?";: GET B$: IF  LEFT$ (B$,
     1) = "Y" THEN 120
```

```
890  HOME : HTAB 5: VTAB 8: PRINT "...S
     EE YA...": END
900 PC = 0:J = 0:K = 0:A =  PEEK ( - 16
     384): IF A < 128 THEN 900
910  POKE  - 16368,0:A$ =  CHR$ (A - 12
     8)
920  IF A$ = "I" THEN ROW = ROW -  SGN
     (ROW - 3):K =  - 1: RETURN
930  IF A$ = "K" THEN COL = COL +  SGN
     (19 - COL):J = 1: RETURN
940  IF A$ = "M" THEN ROW = ROW +  SGN
     (21 - ROW):K = 1: RETURN
950  IF A$ = "J" THEN COL = COL -  SGN
     (COL - 1):J =  - 1: RETURN
960  IF A$ =  CHR$ (13) THEN PC = 99:
     RETURN
970  RETURN
980  REM  MUSIC ML DATA
990  DATA  172,1,3,174,1,3,169,4,32,168
     ,252,173,48,192,232,208,253,136,20
     8,239,206,0,3,208,231,96
```

©

COMPUTE!
The Resource.

DATA ASSETTE

Computer Products
Designed for the
VIC-20 COMMODORE 64
$19.95 • Video Games

V I C - 20

- **SKRAMBLE** (Unexpanded VIC-20)... The most challenging game on the VIC-20. Guide your craft to avoid the perils and reach "HOME BASE".
- **MYRIAD** (3K and Joystick or Keyboard)... Fantastic journey through space, encountering alien formations at nine separate levels. Superb GRAPHICS, COLOR and SOUND.
- **KRELL** (Unexpanded and Joystick or Keyboard)... Your mission is to defend the poor "ZYMWATTS" from the evil THARGS, they use energy bolts to kill and special defenses.
- **ALIEN SOCCER** (Unexpanded, Joystick/keyboard) Try playing soccer against the weirdest team in space.

COMMODORE-64.

- **ADVENTURE-PACK** (Trio of Games) Moon Base Alpha, Big Bad Wolf and Computer Adventure, comprehensive text adventures, degree of difficulty.
- **MONOPOLE** (English Version)... Travel around London buying and selling properties, make all the money you can.
- **GRAPHICS-EDITOR** (Sprites)... Allows the user to design new symbols, create special characters and develop your own programs. Great Graphics for the 64.
- **GRAVE-ROBBERS** (Text Adventure) Super Graphics with sound. Enter the dark and gloomy cemetery, avoid the perils and pitfalls to reach the other side.

Order now by phone or write to DATA-ASSETTE. These and many more high quality programs are available in stock.

DATA-ASSETTE
56 South 3rd Street, Oxford, PA 19363
(800) 523-2909 • (215) 932-4807 (in PA)

Commodore 64 and VIC-20

SuperTerm



$99.95

Telecommunications with a difference!

Unexcelled communications power and compatibility, especially for professionals and serious computer users. Look us over; **SuperTerm** isn't just "another" terminal program. Like our famous Terminal-40, **it's the one others will be judged by.**

- **UP/DOWNLOAD FORMATS** —CBM, Xon-Xoff, ACK-NAK, etc.
- **DISPLAY MODES** — 40 column; 80/132 with side-scrolling
- **EMULATION** — 42 popular terminal protocols
- **FUNCTION KEYS** — 8 standard, 52 user-defined
- **BUFFERS** — Receive, Transmit, Program, and Screen
- **EDITING** — Full-screen editing of Receive buffer
- **FILE CONVERSION** — ASCII to PGM, PGM to ASCII
- **PRINTING** — Continuous printing with Smart ASCII and parallel printer; buffer printing with other interfaces or VIC printer
- **DISK SUPPORT** — Directory, Copy, Rename, Scratch, etc.
- **FLEXIBILITY** — Select baud, duplex, parity, stopbits, etc.

Program options are selected by menus and function keys. For maximum convenience, an EXEC file sets options on start-up. SuperTerm may be backed-up for safety. Software on disk or cassette, with special cartridge module.

Write for the full story on SuperTerm; or, if you already want that difference, order today!

Requires: Commodore 64 or VIC-20, disk drive or Datasette, and compatible modem. VIC version requires 16K memory expansion. Please specify VIC or 64 when ordering.

Just need UP/DOWNLOAD?

If you don't yet need SuperTerm's power, perhaps **Terminal-40 Plus** (VIC) or **'64 Terminal Plus** is right for you. We took our top-rated, smooth-scrolling terminal programs, added up/download, disk commands, and even more convenience. Then we put them on disk for fast loading, just like you wanted. Need we say more?

Only $49.95 (VIC version requires 8K mem exp)

P.S. Trade in your original Terminal-40 or '64 Terminal and deduct $10.00.

VIC 20 and Commodore 64 are trademarks of Commodore Electronics, Ltd.

(816) 333-7200

Send for a free brochure.

MAIL ORDER: Add $1.50 shipping and handling ($3.50 for C.O.D.); VISA/Mastercard accepted (card# and exp. date). MO residents add 5.625% sales tax. Foreign orders payable U.S.$, U.S. Bank ONLY; add $5 shp/hndlg.

MIDWEST MICRO inc.

311 WEST 72nd ST. • KANSAS CITY • MO • 64114

TI Towers

Raymond J. Herold

Here's a game that's not only fun to play, but is also a demonstration of the potential of TI BASIC. The author also discusses how ordinary TI BASIC can perform some of the functions available with Extended BASIC.

Programming in TI Extended BASIC – with its powerful screen formatting commands, multiple statement lines, subprogram capability, and sprite graphics – offers something for everyone. However, not everyone is willing to shell out the extra purchase price right away.

This is especially true for the many first-time computer owners. They are content to "get along" using TI BASIC, which comes with the TI-99/4A. Anyone who thinks that these programmers are struggling along in the stone age should take a closer look. Careful examination will reveal that TI BASIC is a powerful language which outperforms many of the "standard" BASICs offered on other machines.

"TI Towers" is written in TI BASIC and demonstrates how some of its capabilities may be utilized. The game itself is a version of the ancient game Towers of Hanoi. There are three adjacent spindles, one of which has seven rings on it – the smallest ring on top, the next ring is the second smallest, and so on in pyramid fashion, with the largest ring on the bottom. The object of the game is to get all of the rings onto one of the other two spindles in the same order. You may move only one ring at a time, and you may not move a larger ring on top of a smaller one. It might sound easy, but it's not.

Problem Solving In The Program

To provide instructions at the beginning of the game, the screen is set to black at line 905, then the instructions are PRINTed (lines 910 - 986). The screen is immediately set to medium red at line 991. This causes a momentary "blackout" of the screen before the instructions are displayed, but is preferable to the slow scroll produced by individually entering numerous PRINT statements.

The base of the playing board is drawn using the CALL HCHAR at line 7050, which uses the CHARPAT defined in line 7031. The spindles are drawn using the CALL HCHAR statement at lines 7090 - 7094 and the CHARPAT defined in line 7030. The execution time for these commands is quite fast.

Creating the rings presents something of a problem. Seven rings are required, each larger than the one before. If the first ring consists of a single character position, the second must use three characters; the third, five characters, and so on. The seventh ring requires 15 character positions. Since a ring can be on one of three spindles, the only way to avoid overlapping rings is to have a screen with at least 45 columns per line. With the TI-99/4A, limited to 32, the problem is obvious.

The solution is to use "half characters." Line 6300 defines a character with all bits on: a "full" character. Line 6320 defines a character with only the leftmost bits on: a "half character" for the right side of a ring. Line 6340 defines a "half character" for the left side. The seven rings required are built in lines 6350 - 6380 by concatenating the character patterns. Figure 1 illustrates this process. Lines 8040 - 8060 load the rings to the screen for the initial game setup.

Once the game begins, the program has to provide prompts and error messages to the player. Since the PRINT statement causes scrolling, and since the game uses a "fixed" game screen, the PRINT command is not acceptable for displaying messages. An alternative to this is using the TI BASIC command CALL HCHAR, which simulates the PRINT AT command that is so useful in Extended BASIC.

The message to be printed is moved to the variable MESSAGE$. The desired location for the message is loaded into the variables ROW and COLUMN. The routine starting at line 5001 actually writes the message. The loop initiated at line 5005 is performed the number of times indicated by the length of the message. Line 5010 converts

each successive character in the string into its ASCII equivalent. Line 5020 then prints the string, one character at a time, at the position determined by ROW and COLUMN+I. This same procedure is used to position the rings when they are moved.

Getting information from the player presents a similar problem: the INPUT statement also causes a scroll. To avoid this, we must use the CALL KEY. This command detects a key being pressed and places the ASCII code of the key pressed into a specified variable. Lines 428-434 illustrate how this procedure can be used. Although TI BASIC doesn't have Extended BASIC's BEEP facility, the CALL SOUND command can be used just as effectively to notify the player that a response is necessary.

Manipulating The Rings

The location of the rings is stored in the variable ARRAY. ARRAY is dimensioned by the number of spindles (3) and the number of allowable rings plus one. The additional element permits checking the spindles when no rings are present. The rings are initially assigned the numbers 1 through 7 and placed on the center spindle in lines 6250 - 6260. Ring 1 is the smallest; ring 7 the largest. Figure 2 shows the contents of ARRAY at the beginning of the game. Figure 3 shows what the contents of ARRAY would be if the two smallest rings were on the first spindle, the third smallest ring on the third spindle, and the rest on the middle spindle. Lines 1005 and 1008 find the "top" of the array for the corresponding sending and receiving spindles. For example, using Figure 3, RINGS(1) would contain 2 (number of rings). Subtracting this from 8 would give the sixth position of the first spindle, the top ring.

Lines 1020 and 1025 check to make sure that a large ring is not placed on top of a smaller one. When a valid move is made, the location of the rings is updated in lines 1100 - 1130. The variable RINGS keeps track of how many rings are on each spindle. The rings are moved by placing the appropriate RINGPAT$ in the new location. The ring at the old location is erased by moving BAND$ to it (lines 1530 - 1535). BAND$ defines only the spindle character (line 6390). When one of the two side spindles gets all seven rings, the game is over. Lines 482 and 484 determine this condition by checking the first and third spindle counters for 7.

TI BASIC can be quite effective when used to its potential. This article and game have perhaps given you some ideas for your own programs.

TI Towers

```
100 DIM ARRAY(3,8)
110 DIM RINGS(3)
120 DIM RINGPAT$(7)
130 REM
140 REM INTRODUCTION
150 REM
160 CALL CLEAR
170 CALL SCREEN(9)
180 GOSUB 1930
190 MESSAGE$=M1$
200 ROW=5
210 COLUMN=11
220 GOSUB 1850
230 MESSAGE$=M2$
240 ROW=18
250 COLUMN=3
```

Figure 1: Building The Rings

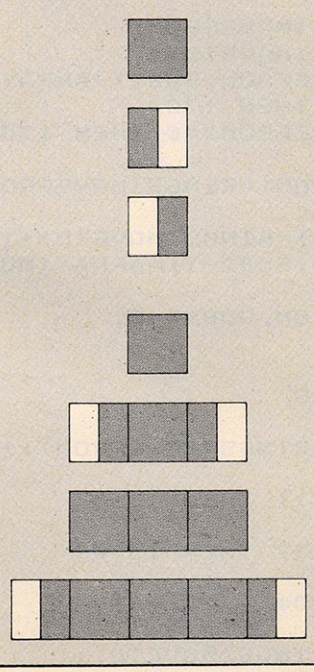

Pattern	ASCII code
"FFFFFFFFFFFFFFFF"	128
"F0F0F0F0F0F0F0F0"	131
"0F0F0F0F0F0F0F0F"	133

Pattern Concatenation

128

133 and 128 and 131

128 and 128 and 128

133 and 128 and 128 and 128 and 131

Figure 2: Contents Of ARRAY

	----Spindles---		
0	1	0	
0	2	0	R
0	3	0	I
0	4	0	N
0	5	0	G
0	6	0	S
0	7	0	

Figure 3: Contents Of ARRAY

	----Spindles---		
	0	0	0	
	0	0	0	R
	0	0	0	I
	0	4	0	N
	0	5	0	G
top ----	1	6	0	S
	2	7	3	

```
260 GOSUB 1850
270 MESSAGE$=M3$
280 ROW=20
290 COLUMN=9
300 GOSUB 1850
310 CALL SOUND(200,1000,4)
320 CALL KEY(3,KEY,STATUS)
330 IF STATUS=0 THEN 320
340 IF KEY=89 THEN 1070
350 IF KEY<>78 THEN 270
360 REM
370 REM BEGIN GAME
380 REM
390 IF MOVES>HIGHSCORE THEN 410
400 HIGHSCORE=MOVES
410 GOSUB 2260
420 IF HIGHSCORE<>0 THEN 440
430 HIGHSCORE=99999
440 MOVES=0
450 REM
460 REM PLAY GAME LOOP
470 REM
480 ROW=1
490 COLUMN=28
500 MESSAGE$=STR$(MOVES)
510 GOSUB 1850
520 ROW=23
530 COLUMN=1
540 MESSAGE$=M6$
550 GOSUB 1850
560 CALL SOUND(250,1000,4)
570 CALL KEY(3,KEY,STATUS)
580 IF STATUS=0 THEN 570
590 IF KEY<49 THEN 1700
600 IF KEY>51 THEN 1700
610 CALL HCHAR(23,13,KEY)
620 MOVEFROM=VAL(CHR$(KEY))
630 COLUMN=16
640 MESSAGE$=M7$
650 GOSUB 1850
660 CALL SOUND(250,1000,4)
670 CALL KEY(3,KEY,STATUS)
680 IF STATUS=0 THEN 670
690 IF KEY<49 THEN 1700
700 IF KEY>51 THEN 1700
710 CALL HCHAR(23,26,KEY)
720 MOVETO=VAL(CHR$(KEY))
730 IF MOVEFROM=MOVETO THEN 1700
740 GOSUB 1350
750 MOVES=MOVES+1
760 CALL HCHAR(23,1,32,30)
770 IF RINGS(1)=7 THEN 800
780 IF RINGS(3)=7 THEN 800
790 GOTO 450
800 REM
810 REM GAME COMPLETED
820 REM
830 FOR X=1 TO 20
840 CALL HCHAR(23,1,42,31)
850 CALL SOUND(150,X*400,21-X)
860 CALL HCHAR(23,1,32,31)
870 NEXT X
880 ROW=23
890 COLUMN=2
900 MESSAGE$=M8$
910 GOSUB 1850
920 FOR DELAY=1 TO 1500
930 NEXT DELAY
940 ROW=24
950 MESSAGE$=M9$
960 GOSUB 1850
970 CALL SOUND(300,1000,4)
980 CALL KEY(3,KEY,STATUS)
990 IF STATUS=0 THEN 980
1000 IF KEY=89 THEN 1050
1010 IF KEY<>78 THEN 970
1020 CALL CLEAR
1030 PRINT "GAME OVER"
1040 STOP
1050 GOSUB 1930
1060 GOTO 360
1070 REM
1080 REM INSTRUCTIONS
1090 REM
1100 CALL SCREEN(1)
1110 PRINT "TI TOWERS IS A VERSION
     OF"
1120 PRINT
1130 PRINT "THE GAME TOWERS OF HANO
     I."
1140 PRINT
1150 PRINT "THE OBJECT OF THE GAME
     IS TO"
1160 PRINT
1170 PRINT "MOVE THE RINGS ON THE C
     ENTER"
1180 PRINT
1190 PRINT "SPINDLE TO ONE OF THE T
     WO"
1200 PRINT
1210 PRINT "SIDE SPINDLES.  YOU MAY
      ONLY"
1220 PRINT
1230 PRINT "MOVE ONE RING AT A TIME
     , AND"
1240 PRINT
1250 PRINT "YOU MAY NOT PLACE A LAR
     GE"
1260 PRINT
1270 PRINT "RING ON TOP OF A SMALL
     ONE."
1280 PRINT
1290 PRINT
1300 PRINT "PRESS ANY KEY TO BEGIN"
1310 CALL SCREEN(9)
1320 CALL KEY(3,KEY,STATUS)
1330 IF STATUS=0 THEN 1320
1340 GOTO 360
1350 REM
1360 REM ANALYZE MOVE
1370 REM
1380 SUB1=8-RINGS(MOVEFROM)
1390 SUB2=8-RINGS(MOVETO)
1400 IF ARRAY(MOVEFROM,SUB1)>ARRAY(
     MOVETO,SUB2)THEN 1700
1410 IF RINGS(MOVEFROM)=0 THEN 1700
1420 GOSUB 1480
1430 RINGS(MOVEFROM)=RINGS(MOVEFROM
     )-1
1440 RINGS(MOVETO)=RINGS(MOVETO)+1
1450 ARRAY(MOVETO,SUB2-1)=ARRAY(MOV
     EFROM,SUB1)
1460 ARRAY(MOVEFROM,SUB1)=0
1470 RETURN
1480 REM
1490 REM MOVE RING
1500 REM
1510 ROW=7+(2*(7-RINGS(MOVEFROM)))
1520 COLUMN=19
1530 IF MOVEFROM<>1 THEN 1550
1540 COLUMN=3
1550 IF MOVEFROM<>2 THEN 1570
1560 COLUMN=11
1570 MESSAGE$=BAND$
1580 GOSUB 1850
1590 ROW=19-(2*(RINGS(MOVETO)))
```

```
1600 COLUMN=22
1610 IF MOVETO<>1 THEN 1630
1620 COLUMN=6
1630 IF MOVETO<>2 THEN 1650
1640 COLUMN=14
1650 XX=ARRAY(MOVEFROM,SUB1)
1660 COLUMN=COLUMN-(INT(LEN(RINGPAT
     $(XX)))/2)
1670 MESSAGE$=RINGPAT$(XX)
1680 GOSUB 1850
1690 RETURN
1700 REM
1710 REM ERROR IN MOVE
1720 REM
1730 ROW=24
1740 COLUMN=1
1750 MESSAGE$=E1$
1760 CALL SOUND(900,200,1)
1770 GOSUB 1850
1780 FOR DELAY=1 TO 200
1790 NEXT DELAY
1800 CALL HCHAR(23,1,32,32)
1810 CALL HCHAR(24,1,32,32)
1820 MOVEFROM=0
1830 MOVETO=0
1840 GOTO 520
1850 REM
1860 REM WRITE MESSAGES
1870 REM
1880 FOR I=1 TO LEN(MESSAGE$)
1890 CHAR=ASC(SEG$(MESSAGE$,I,1))
1900 CALL HCHAR(ROW,COLUMN+I,CHAR)
1910 NEXT I
1920 RETURN
1930 REM
1940 REM INITIALIZE AREAS
     {5 SPACES}
1950 REM
1960 M1$="TI TOWERS"
1970 M2$="DO YOU NEED INSTRUCTIONS?
     "
1980 M3$="REPLY Y OR N"
1990 M4$="BEST SCORE:"
2000 M5$="MOVES:"
2010 M6$="MOVE FROM?"
2020 M7$="MOVE TO?"
2030 M8$="{3 SPACES}*** YOU DID IT
     ***{6 SPACES}"
2040 M9$="PLAY AGAIN - Y OR N"
2050 E1$="** INVALID MOVE - TRY AGA
     IN"
2060 RINGS(1)=0
2070 RINGS(2)=7
2080 RINGS(3)=0
2090 FOR I=1 TO 8
2100 ARRAY(2,I)=I
2110 NEXT I
2120 ARRAY(1,8)=8
2130 ARRAY(3,8)=8
2140 CALL CHAR(128,"FFFFFFFFFFFFFFF
     F")
2150 CALL CHAR(131,"F0F0F0F0F0F0F0F
     0")
2160 CALL CHAR(133,"0F0F0F0F0F0F0F0
     F")
2170 RINGPAT$(1)=CHR$(128)
2180 RINGPAT$(2)=CHR$(133)&CHR$(128
     )&CHR$(131)
2190 RINGPAT$(3)=CHR$(128)&CHR$(128
     )&CHR$(128)
2200 RINGPAT$(4)=CHR$(133)&CHR$(128
     )&CHR$(128)&CHR$(128)&CHR$(131
     )
2210 RINGPAT$(5)=CHR$(128)&CHR$(128
     )&CHR$(128)&CHR$(128)&CHR$(128
     )
2220 RINGPAT$(6)=CHR$(133)&CHR$(128
     )&CHR$(128)&CHR$(128)&CHR$(128
     )&CHR$(128)&CHR$(131)
2230 RINGPAT$(7)=CHR$(128)&CHR$(128
     )&CHR$(128)&CHR$(128)&CHR$(128
     )&CHR$(128)&CHR$(128)
2240 BAND$=CHR$(32)&CHR$(32)&CHR$(3
     2)&CHR$(36)&CHR$(32)&CHR$(32)&
     CHR$(32)
2250 RETURN
2260 REM
2270 REM SET UP GAME BOARD
2280 REM
2290 CALL CLEAR
2300 CALL SCREEN(8)
2310 CALL CHAR(36,"1818181818181818
     ")
2320 CALL CHAR(37,"FFFFFFFFFFFFFFFF
     ")
2330 CALL COLOR(1,13,1)
2340 CALL COLOR(13,7,1)
2350 CALL HCHAR(20,2,37,30)
2360 GOSUB 2510
2370 ROW=1
2380 COLUMN=1
2390 MESSAGE$=M4$
2400 GOSUB 1850
2410 COLUMN=21
2420 MESSAGE$=M5$
2430 GOSUB 1850
2440 CALL HCHAR(21,7,49)
2450 CALL HCHAR(21,15,50)
2460 CALL HCHAR(21,23,51)
2470 COLUMN=13
2480 MESSAGE$=STR$(HIGHSCORE)
2490 GOSUB 1850
2500 RETURN
2510 REM
2520 REM INITIAL RING SETUP
2530 REM
2540 CALL VCHAR(6,7,36,14)
2550 CALL VCHAR(6,15,36,14)
2560 CALL VCHAR(6,23,36,14)
2570 FOR X=1 TO 7
2580 ROW=5+(X*2)
2590 COLUMN=14-(INT(LEN(RINGPAT$(X)
     ))/2)
2600 MESSAGE$=RINGPAT$(X)
2610 GOSUB 1850
2620 NEXT X
2630 RETURN
```


TEXware Associates
PRESENTS
Innovative, Educational and Entertainment Software for the TI 99 4A

ALGEBRA I

This educational set includes all lessons contained in a standard Algebra I course. Equipment necessary to use ALGEBRA I is a TI 99/4A computer, a monitor or TV, and one tape player with cable. No peripherals are needed! The set is available on your choice of twelve cassettes or three disks. A total of twenty-nine different topics are covered. Each topic is covered in an instruction section and a problem set. An instruction manual which fully answers all questions and contains answers to selected problems is also included. As an added bonus, three educational games are also packaged with ALGEBRA I. A demonstration cassette is available for $5.00. The cost of the demo tape may be later applied to the purchase cost of ALGEBRA I. ALGEBRA I is available in BASIC on cassette or disk for $59.95. ITEM No. E005

FREE catalog of all programs available upon request.
ORDERING INFORMATION: Send check or money order to avoid C.O.D. charges. Please add $1 when ordering DEMO TAPE to cover postage cost. Illinois residents add 5% state sales tax. SEND TO:

TEXware Associates, 350 First North St., Wellington, IL 60973

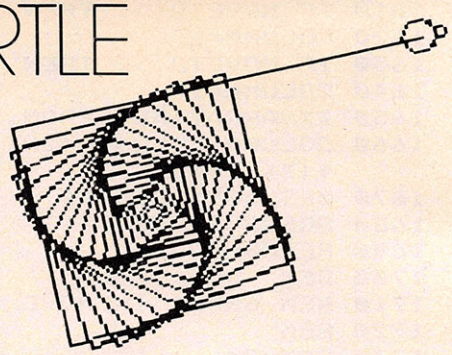

David D Thornburg, Associate Editor

The Logo Kaleidoscope

One of the first programming projects for many BASIC programmers is the construction of a screen kaleidoscope that generates pretty, symmetrical patterns on the display screen. For these programs, people usually pick a screen location at random and then place a colored dot at that location and at three other "mirror" locations to produce four symmetrically placed dots. While the resulting image is often quite attractive, the result is not that of a true kaleidoscope.

If you have ever taken a kaleidoscope apart, you must have wondered how such a simple apparatus could generate such beautiful images. Most kaleidoscopes consist of a set of mirrors and some small pieces of colored plastic that can be shaken to take random positions on a flat surface. When you look through the eyepiece, the mirrors generate multiple images of the arrangement of plastic pieces to produce beautifully symmetric pictures. Because Logo's turtle graphics allows you to easily create images that imitate the pieces of plastic, it is possible to create quite attractive kaleidoscopic images on your computer screen with a simple set of procedures.

The Logo kaleidoscope operates in the following manner. The system contains a set of graphic procedures to draw the fundamental picture elements (squares, triangles, stars, etc.). There can be as many of these elements as you desire (subject to the memory limitations of your system, of course). Each of these elements can be drawn as large as you desire. This gives the effect of having even more patterns to choose from.

Next, we use Logo's random number generator to select a shape, a size for the shape, the shape's color, and a distance from the center of the screen at which the shape will be drawn. Finally, this data is used by another procedure that places a copy of the chosen shape at several equally spaced angles around the center of the screen. Once one shape has been drawn, the process can be repeated for other shapes until the final image meets with your approval.

The kaleidoscope we will demonstrate in this article is written in the MIT version of Logo for the Apple II and should work with most Logo systems with very few modifications.

The kaleidoscope was started out with six shapes.

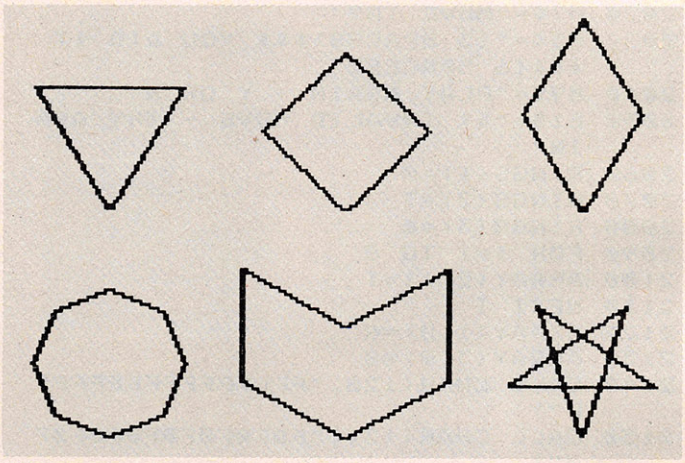

The procedures for these shapes are:

```
TO TRI :SIZE
  LT 30
  REPEAT 3 [FD :SIZE RT 120]
  RT 30
END

TO DIAMOND :SIZE
  LT 45
  REPEAT 4 [FD :SIZE RT 90]
```

The Light Pen at the Right Price:



Shown actual size.

$34.95 Each

This is the **right** pen —a truly affordable peripheral. As an education aid to young children it is without equal, especially for pre-schoolers without keyboard skills. They simply touch the screen with the pen and a display is altered or new information is entered. Plus as an aid to games, it offers comparable utility to a joystick. Create your own programs with The Light Pen or choose from our software which includes a simple draw routine, checkers and hangman; or backgammon and chess. The Right Pen at the right price— maximum utility and minimum cost.

Prices subject to change without notice. See your local dealer or order direct. New catalog available.
Add $3.00 for postage and handling. Credit card orders call toll free:

1-800-334-SOFT

DEALER INQUIRIES INVITED

programmer's institute

a division of **future** house

p.o. box 3470, dept. C, chapel hill, north carolina 27514, 919-967-0861

```
  RT 45
END

TO PATT1 :SIZE
  LT 30
  REPEAT 2 [FD :SIZE RT 60 FD :SIZE RT 120]
  RT 30
END

TO OCT :SIZE
  LT 67.5
  REPEAT 8 [FD :SIZE / 2 RT 45]
  RT 67.5
END

TO PATT2 :SIZE
  LT 60
  FD :SIZE RT 60 FD :SIZE RT 120
  FD :SIZE LT 60 FD :SIZE  RT 120
  FD :SIZE RT 60 FD :SIZE RT 120
END

TO STAR :SIZE
  LT 18
  REPEAT 5 [FD :SIZE RT 144]
  RT 18
END
```

Each of these figures has been defined to have mirror symmetry on the vertical axis. This is not a requirement, and you may wish to experiment with other orientations. The octagon was drawn at half the specified size to keep it in balance with the other figures.

Constructing The Pattern

To make the kaleidoscopic image, we need a procedure that creates a list of basic patterns, chooses a pattern at random from this list, and selects an appropriate size (say between 20 and 50 units). Next, it should pick a random distance from the center (less than 60 units, to keep the images on the screen). Once these steps have been completed, copies of the chosen image should be stamped symmetrically around the screen. Then the procedure should wait for you to tell it if you want another element added to the image. When you press the RETURN key, the process will be repeated. The following procedure performs these tasks for us:

```
TO IMAGE
  MAKE "LIST [STAR DIAMOND OCT PATT1
    PATT2 TRI]
  MAKE "NAME SENTENCE PICKRANDOM :LIST
    ( 20 + RANDOM 30 )
  MAKE "DIST RANDOM 60
  PENCOLOR ( 1 + RANDOM 5 )
  PENUP
  WINDMILL :DIST :NAME
  MAKE "NAME REQUEST
  IMAGE
END
```

This procedure uses two other procedures that have to be defined: PICKRANDOM and WINDMILL. The function of PICKRANDOM is to choose an element of a list randomly. The following procedure does this for us:

```
TO PICKRANDOM :LIST
  OUTPUT PICK ( 1 + RANDOM (LENGTH :LIST ) )
    :LIST
END
```

The procedure PICK selects a given element from a list, and LENGTH measures the number of elements in a list:

```
TO PICK :NUM :LIST
  IF :NUM = 1 OUTPUT FIRST :LIST
  OUTPUT PICK ( :NUM - 1 ) ( BUTFIRST :LIST )
END

TO LENGTH :LIST
  IF :LIST = [] THEN OUTPUT 0
  OUTPUT 1 + LENGTH BUTFIRST :LIST
END
```

These two procedures operate "recursively." If you have a hard time understanding how they work, you may want to read about them in *Logo for the Apple II*, by H. Abelson, or read the chapter on recursion in my book *Discovering Apple Logo*. Also, we published some columns on recursion in "Friends of the Turtle" (COMPUTE!, November and December 1982).

Defining Windmill

The only procedure we have left to define is WINDMILL. The function of this procedure is to draw a chosen pattern at equally spaced angular increments around the center of the screen. You may want to experiment with different numbers of images. I have tried using six images spaced at 60-degree increments and eight images spaced at 45-degree increments. These both work fine, but other angles are worth exploring as well. The number of copies of a pattern times the angle increment must be 360 in order for the pattern to be symmetric. That is why we turn 60 degrees for 6 copies (6 x 60 = 360) and 45 degrees for 8 copies (8 x 45 = 360).

```
TO WINDMILL :DIST :LIST
  REPEAT 6 [FD :DIST PENDOWN RUN :LIST
    PENUP BACK :DIST RT 60]
END
```

To generate a kaleidoscopic pattern, hide the turtle and enter:

```
IMAGE
```

After the first pattern is drawn, press RETURN to get the next one. When the complexity of the pattern is satisfactory, you may want to print a copy of it or save it on your disk (with SAVEPICT, for example). If you are ambitious, you might want to write a Logo procedure that will keep track of all the randomly chosen values and generate its own Logo procedures for each pattern. Abelson's book (mentioned above) shows how to do this sort of thing.

The following five pictures show the successive development of one pattern:



The remaining figures illustrate some other kaleidoscopic patterns that were generated with this set of procedures.

I think you will agree that these patterns are more interesting than those created with colored dots.



NEW!
Universal Input/Output Board for VIC-20/64



16-channel A/D converter & 1-channel D/A output; 16 high-current discrete outputs.

• University physics & electrical engineering labs and hospital applications.

VIC-20 uses MW-311V $185.00
CBM-64 uses MW-311C $225.00

MW-302: VIC-20/64 Parallel Printer Interface.

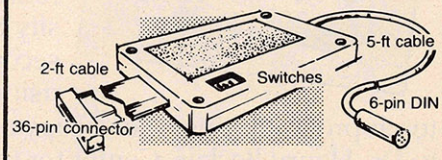

Works with all centronics type parallel matrix & letter printers and plotters—Epson, C.Itoh, Okidata, Nec, Gemini 10, TP-I Smith Corona, and most others. Hardware driven; works off the serial port. Quality construction: Steel DIN connectors & shielded cables. Has these switch selectable options: Device 4, 5, 6 or 7; ASCII or PET ASCII; 7-bit or 8-bit output; upper & lower case or upper only. Recommended by PROFESSIONAL SOFTWARE for WordPro 3 Plus for the 64, and by City Software for PaperClip.

MW-302 ..... $119.95

Dealer inquiries invited.

VISA MasterCard

Micro World Electronix, Inc.
3333 S. Wadsworth Blvd. #C105,
Lakewood, CO 80227
(303) 987-2671

Beyond Computer Literacy

Fred D'Ignazio, Associate Editor



A recent national "computers in the schools" survey conducted by the Center for the Social Organization of Schools at Johns Hopkins University found that most secondary schools are using computers to teach programming. (For a copy of the survey, write to Dr. Henry Becker, Center for the Social Organization of Schools, The Johns Hopkins University, Baltimore, MD 21218.) According to the survey, the second most popular use of computers was for drill and practice, primarily for math and language arts. In addition, the majority of the teachers who responded to the survey said that they looked at the computer as a "resource" rather than as a "tool."

I think this concentration on programming, drill, and practice and the image of computers as a "resource" is temporary. I believe that it is time for teachers and parents to start thinking beyond computer programming, beyond drill and practice, and beyond computer literacy.

The Computer Steam Engine

Two factors have caused teachers and parents to concentrate on the computer as a resource and to stress computer literacy. First, most computer courseware turns the computer into an "electronic textbook." This kind of courseware is the most popular with teachers because it is the most familiar and the least threatening. The courseware (like a good textbook) introduces a new subject to a student, then drills the student on that subject.

Second, personal computers are still very primitive machines (compared to what they soon will be). They are a young, immature technology. Compared to what they'll be, the personal computers of today are like chugging steam engines, crude wooden plows, or fussy, cranky Model T's.

Despite manufacturers' claims, you *cannot* buy a personal computer and turn it on the way you would turn on a TV, then immediately begin to use it. Some computer literacy is still essential, or you quickly become lost in a nightmarish maze pursued by horrible creatures like bytes, RAMs, ROMs, K's, RS-232s, modems, interfaces, bauds, "Escapes," "Breaks," and "Resets."

The Age Of Computer Literacy

Another recent survey (conducted by the University of Maryland) echoes the Johns Hopkins survey. It found that most schools introduce computers into the curriculum to help students become literate in computer technology.

But what does this literacy entail?

Is "computer literacy" programming? Is it the fundamentals of computer operation? Is it a quick course on using a computer keyboard? Is it drill and practice or the daily use of the computer as an electronic textbook?

Because of the pervasive spread of computers throughout our society, we have all become convinced that computers are important. From what we read and hear, when our kids grow up almost everyone will have to use computers in some aspect of their lives. This makes computers, as a subject, not only important, but also *relevant*.

An important, relevant subject like computers should be part of a school's curriculum. The question is how "Computers" ought to be taught.

Schools could teach about computers the way they teach about dozens of other important,

AARDVARK L.T.D.

TRS-80 COLOR COMMODORE 64 VIC-20 SINCLAIR/TIMEX TI99/4A



QUEST – A NEW IDEA IN ADVENTURE GAMES! Different from all the others. Quest is played on a computer generated map of Alesia. Your job is to gather men and supplies by combat, bargaining, exploration of ruins and temples and outright banditry. When your force is strong enough, you attack the Citadel of Moorlock in a life or death battle to the finish. Playable in 2 to 5 hours, this one is different every time. TRS-80 Color, and Sinclair, 13K VIC-20. Extended BASIC required for TRS-80 Color and TI99/A. $14.95 each.

32K TRS 80 COLOR Version $24.95.
Adds a second level with dungeons and more Questing.



WIZARDS TOWER – This is very similar to Quest (see above). We added wizards, magic, dragons, and dungeons to come up with a Quest with a D&D flavor. It requires 16k extended color BASIC. 13k VIC, Commodore 64, TRS-80 16k Extended BASIC, TI99/A extended BASIC. $14.95 Tape, $19.95 Disk.

Authors – Aardvark pays the highest commissions in the industry and gives programs the widest possible advertising coverage. Send a Self Addressed Stamped Envelope for our Authors Information Package.

ZEUS



ZEUS – It's fast and furious as you become the WIZARD fighting off the Thurderbolts of an angry ZEUS. Your Cone of Cold will destroy a thunderbolt and your shield will protect you – for a while. This is the best and highest speed arcade action we have ever done. Difficulty increases in wave after wave, providing hours of challenging fun and a game that you may never completely master. Commodore 64, Vic20 (16k expander), and 16k TRS-80 Color Computer. (ALL MACHINE CODE!)
$19.95 tape $24.95 disk. (Tape will not transfer to disk.)



ADVENTURES!!!

The Adventures below are written in BASIC, are full featured, fast action, full plotted adventures that take 30-50 hours to play. (Adventures are interactive fantasies. It's like reading a book except that you are the main character as you give the computer, commands like "Look in the Coffin" and "Light the torch.")

Adventuring requires 16k on Sinclair, and TRS-80 Color. They require 8k on OSI and 13k on VIC-20. Now available for TI99. Any Commodore 64.
$14.95 Tape – $19.95 Disk.

ESCAPE FROM MARS
(by Rodger Olsen)
This ADVENTURE takes place on the RED PLANET. You'll have to explore a Martian city and deal with possibly hostile aliens to survive this one. A good first adventure.

PYRAMID (by Rodger Olsen)
This is our most challenging ADVENTURE. It is a treasure hunt in a pyramid full of problems. Exciting and tough!



SEAWOLFE – ALL MACHINE CODE In this high speed arcade game, you lay out patterns of torpedoes ahead of the attacking PT boats. Requires Joysticks, at least 13k RAM, and fast reflexes. Lots of Color and Sound. A fun game. Tape or Disk for Vic20, Commodore 64, and TRS-80 Color. NOTE: tape will not transfer to disk!
$19.95 Tape – $24.95 Disk.



Dungeons of Death – This is the first D&D type game good enough to qualify at Aardvark. This is serious D&D that allows 1 to 6 players to go on a Dragon Hunting, Monster Killing, Dungeon Exploring Quest. Played on an on-screen map, you get a choice of race and character (Human, Dwarf, Soldier, Wizard, etc.), a chance to grow from game to game, and a 15 page manual. 16k Extended TRS-80 Color, 13k VIC, Commodore 64. At the normal price for an Adventure (14.95 tape, $19.95 disk), this is a giveaway.

Dealers – We have a line of about 100 original programs for the machines listed here. We have High speed Arcades, Quality Adventures, Word processors and Business Software for Small machines. Better yet, we have excellent Dealer support. Phone for information.

Send $1.00 for Complete Catalogue - Please specify system on all orders - $2.00 Shipping Charge on each order

VISA

AARDVARK L.T.D.

2352 S. Commerce, Walled Lake, MI 48088 / (313) 669-3110

Phone Orders Accepted 8:00 a.m. to 4:00 p.m. EST. Mon.-Fri.

MasterCard

COMMODORE 64

80 COLUMN BOARD

$159.00*

wordprocessor w/database mailmerge



electronic spreadsheet

The dream of seeing 80 columns on the screen at one time is now a reality. The Protecto Expansion Board converts your Commodore 64 to 80 columns! PLUS you get a word processor with database mailmerge, an electronic spreadsheet, and a terminal emulator. List $275. SALE $159.

* When you buy any monitor — Commodore 64 Computer — Disk Drive – Printer! 80 Column Board purchased alone — Cost $179.00. (Disk Programs add $10.00).

MONITOR SALE

	List	Sale
12″ Green Phosphorous — High Quality 600 lines resolution	$199	$129
12″ Amber Monitor — Superior Quality 800 lines resolution	$219	$159
14″ Color Monitor — High Quality Commodore Monitor	$299	$269

VIC 20 COMPUTER 40-80 COLUMN BOARD LIST $149.00 SALE $99.00

- ***15 DAY FREE TRIAL***
- ***WE HAVE LOWEST COMMODORE 64 PRICES***
- ***WE HAVE OVER 500 PROGRAMS***
- ***VISA • MASTERCHARGE • COD***
- ***WE LOVE OUR CUSTOMERS***

PROTECTO
ENTERPRIZES (WE LOVE OUR CUSTOMERS)
BOX 550, BARRINGTON, ILLINOIS 60010
Phone 312/382-5244 to order

VIC 20

40-80 COLUMN BOARD

NEW only $99.00 NEW

Now you can get 40 or 80 Columns on your T.V. or monitor at one time! No more running out of line space for programming and making columns. Just plug in this board and you immediately convert your VIC-20 computer to 40 or 80 columns! PLUS, you get a Word Processor, Mail Merge program, Electronic Spreadsheet (like VISICALC) and Terminal Emulator! These PLUS programs require only 8K RAM memory and comes in an attractive plastic case with instructions. List $149 Sale $99

• COMMODORE 64 COMPUTER — "80 COLUMN BOARD" LIST $275 SALE $179

(Less $20 Accessory Purchase Discount)

"15 DAY FREE TRIAL"

- **We have the lowest VIC-20 prices**
- **We have over 500 programs**
- **Visa — Mastercharge — C.O.D.**
- **We love our customers!**

PROTECTO
ENTERPRIZES (WE LOVE OUR CUSTOMERS)
BOX 550, BARRINGTON, ILLINOIS 60010
Phone 312/382-5244 to order

NEW

MAKE YOUR VIC-20 COMPUTER TALK

when you plug in our

ONLY
* $69.00

VOICE SYNTHESIZER

You can program an unlimited number of words and sentences and even adjust volume and pitch.
You can make: • Adventure games that talk • Real sound action games
This voice synthesizer is VOTRAX based and has features equivalent to other models costing over $370.00. To make programming even easier, our unique voice editor will help you create words and sentences with easy to read, easy to use symbols. The data from the voice editor can then be easily transferred to your own programs to make customized talkies.

* FREE — Your choice of $19.95 4" Speaker and Cabinet or $14.95 Voice Editor if you order before June 15, 1983!

"15 DAY FREE TRIAL"

- **We have the lowest VIC-20 prices**
- **We have over 500 programs**
- **Visa — Mastercharge — C.O.D.**
- **We love our customers!**

PROTECTO
ENTERPRIZES (WE LOVE OUR CUSTOMERS)
BOX 550, BARRINGTON, ILLINOIS 60010
Phone 312/382-5244 to order

relevant subjects (like math, social studies, geography, and language arts) – *with books*. However, since desktop computers are now relatively cheap, schools are buying computers so the students can get a look at the machines themselves. Special computer classes are being set up so that students can play with computers, tinker with them, and learn some basic programming. Thus, on a practical level, computer literacy turns out to be mere computer *exposure*.

But exposure to what? Kids who are now enrolled in elementary and secondary schools are exposed to four aspects of computers. They learn that computers are programmable machines. They learn that computers are being used in all areas of society. They learn that computers make good electronic textbooks. And (something they already knew), they learn that computers are terrific game machines.

The Results

This exposure is worthwhile. It alone justifies a school's purchase of computers for its students. According to the surveys, real educational results have been realized at schools which concentrate on exposing kids to computers. First, students develop a familiarity with computer keyboards, computer operation, and computer concepts.

Second, students in these schools develop a realistic, positive image about computers. Past generations saw computers as electronic brains – abstract, all-powerful, and mysterious. Now kids get to see computers as they really are. Kids get to touch computers, play with them, push their buttons, order them about, and cope with computers' incredible dumbness, their awful pickiness, their exasperating bugs, and their ridiculous quirks.

Third, the surveys show that computers have played a big part in improving kids' (*and* teachers') attitudes toward school. Kids who use computers during their school day come early and stay late – just to have time on the computers. The whole school day goes better for everyone because it has a rosy glow caused by the computers. There are countless stories of learning disabled kids, handicapped kids, and near dropouts who got turned on to computers and became model students. Kids with problems warm up to computers and, on their own, use them to improve their academic performance. Bright kids turn to computers as intellectual companions and resources and learn in a more personal, accelerated fashion.

Computers touch a kid's life. And the effect is cumulative. When enough young people are affected by computers, it changes the atmosphere of the entire school. The impact of computers on a school can be psychological. Computers can improve school spirit.

Last, computers make the students less fiercely competitive. Instead, they begin helping each other. Striving for academic excellence is a good thing. But in certain contexts, it can put kids under a great deal of pressure to succeed – with almost no help or support from their friends.

Here, too, the effect of computers on the "social organization of learning" has been significant. Computer classes have an atmosphere which is different from that found in many other classes. In computer class, teachers don't just teach, and students don't just give answers, write down notes, and take tests. In computer class, *everybody* learns, everybody shares, and everybody learns to be helpful. Teachers tell stories about how big, smart-aleck teenagers in their classes have put their arms around their shoulders, and with great patience and sincerity have explained how to boot a disk, load a program from tape, or master a new piece of software. Roles become reversed, fluid, and fuzzy. But often everyone benefits. And learning occurs at a rapid pace.

Computers Of The Future

Computers in schools have already had a substantial, positive effect.

But I'm still worried.

I think that schools are unintentionally locking their students into the present – the fleeting, short-lived Age of Computer Literacy. This is an age from which computers will emerge very soon. Computer literacy will become irrelevant and unimportant long before most students enter the job market.

Also, in many schools, computers are being taught in separate "computer courses." This divorces them from the rest of the school, from the rest of the curriculum, and most importantly, from the other teachers.

Computers in our economy and in our society don't exist as islands of technology. Instead, they have become part of the fabric of everything we do. They are intimately involved with the way we live, move about, play, and do business. Just telling the students that this is so and teaching them BASIC or Logo is not adequate. We need to give them working experience with computers *as they are used in the real world*.

What's more, schools are using their newly acquired computers as an object of curiosity; as a hands-on device to learn the arcane arts of programming and computer operation; and as a teaching aid to learn math and language arts. But in the very near future, computers will be as common as TV sets, computer operation will be simple, and relatively few people will be employed as programmers. In the near future, the most popular, important, and powerful use of computers will be as a *general-purpose tool*.

The Program Discount Center

PermaData Disks Guaranteed Forever!

HERE'S THE INTRODUCTORY OFFER!



10 PermaData Disks

$24.95 *plus 2 FREE!**

HERE'S THE DATA!

- ERROR FREE
- PRICED RIGHT
- HUB RING

Software City has a complete variety of discounted computer software for all your personal, business and entertainment needs. When you're looking for software, look for Software City, America's #1 Software Dealer.

Software Always Discounted

Programs
Books
Magazines
Peripherals
Disks
Accessories

Software City

*Offer applies to single sided, single density PermaData Disks at all Software City stores, now thru September 30, 1983.
PermaData Disks are distributed exclusively through Software City stores.

ALABAMA	**Birmingham** - 7771 Eastwood Mall (205) 591-8314
ARIZONA	**Tucson** - 5811 E. Speedway (602) 721-1008
	Phoenix - coming soon
CONNECTICUT	**Orange** - Loehmann's Plaza (203) 799-2119
FLORIDA	**Sarasota** - 7211 S. Tamiami Trail (813) 923-4040
	Tampa - 13727 N. Dale Mabry (813) 961-8081
GEORGIA	**Atlanta** - Spring Festival
IOWA	**Davenport** - 903 E. Kimberly Rd. (319) 386-2345
ILLINOIS	**Arlington Heights** - 2304 E. Rand Rd. (312) 259-4260
KENTUCKY	**Louisville** - coming soon
MASSACHUSETTS	**West Springfield** - 1313 Riverdale Rd. (413) 739-5101
MICHIGAN	**Southfield** - 29080 Southfield Rd. (313) 559-6966
NEW JERSEY	**Bergenfield** - 106 N. Washington Ave. (201) 387-8388
	Cherry Hill - 2110 Rt. 70 East
	Englishtown - Yorktowne Center (201) 972-1150
	Fair Lawn - 34-11 Broadway (201) 791-8793
	Green Brook - 60 Rt. 22 West (201) 968-7780
	Hamilton - 3100 Quaker Bridge Rd. (609) 890-1066
	Linwood - Central Square (609) 927-3393
	Midland Park - 85 Godwin Ave. (201) 447-9794
	Montvale - 147 Kinderkamack Rd. (201) 391-0931
	Pine Brook - 101 Rt. 46 East (201) 575-4574
	Princeton - 33 Witherspoon St. (609) 683-1644
	Red Bank - 80 Broad St. (201) 747-6490
	Ridgefield - 553 Bergen Blvd. (201) 943-9444
	Summit - 5 Beechwood Rd. (201) 273-7904
	Teaneck - 161 Cedar Lane (201) 692-8298
	Pompton Plains - coming soon
NEW YORK	**Fairport** - 134 Village Landing (716) 223-3723
	Forest Hills - 113-01 Queens Blvd. (212) 261-1141
	Great Neck - 576 Middle Neck Rd. (516) 482-4929
	Manhattan - 665 Lex., bet. 55 & 56 Sts. (212) 832-0760
	Mt. Kisco - 187 Main St. (914) 666-6036
	North White Plains - 641 N. Broadway (914) 946-1800
	Pomona - Old Rt. 202
	Staten Island - 1474 Hylan Blvd. (212) 351-9217
	Syracuse - coming soon
OHIO	**Columbus** - 1959 East Rt. 161 (614) 888-6660
PENNSYLVANIA	**Bethel Park** - Village Square Mall (412) 854-1777
	Exton - 14 Marchwood Rd. (215) 524-1483
	Pittsburgh - 7910 Perry Highway (412) 367-0441
	Whitehall - 2802 MacArthur Rd. (215) 434-3060
PUERTO RICO	**San Juan** - 1340 C F.D. Roosevelt Ave. (809) 781-9357
VIRGINIA	**Richmond** - 9027 Quioccasin Rd. (804) 740-8400
	Fairfax - coming soon
WASHINGTON	**Bellevue** - 1100 Bellevue Way N.E. Suite 8

BUSINESS SOFTWARE: Catalog at all stores or write to Software City, Attn: Corporate Software Dept.
RETAIL STORE FRANCHISES: $32-40,000 est. total invest. Offering by prospectus only. Direct inquiries to Software City, Attn: Franchise Dept.
SOFTWARE CITY • 1415 Queen Anne Road • Teaneck, NJ 07666.

There's a New Chick in Town



. . . with a wing load of Quality Software for the Commodore 64™ and VIC 20™

Once you've compared our programs, their features and prices, you'll agree there's no competition in sight. You'll also discover another important reason to go TOTL . . . Customer Assistance After You Buy . . . Something nearly unknown in the low cost software field.

some features

Menu driven, Easy to use ■ Available on tape or disk ■ Compatible With Most Column Expansion Hardware ■ Built-in ASCII Translation for Non Commodore Hardware ■ Color Variables for Easy Modification ■ Machine language speed for Word Processing and Mailing List & Label software.

and there are **5** *unique programs to choose from*

1. **WORD PROCESSING** has the speed and versatility to produce documents, forms and letters in a straightforward approach that is easily and quickly learned.
2. **MAILING LIST AND LABEL** lets you organize your mailing lists, collection catalogs, menus, recipes and anything that demands listing or sorting.
3. **TOTL TIME MANAGER** helps you plan schedules and analyze events and activities by persons, project catagory and date. Ideal for project planning in the home or business.
4. **RESEARCH ASSISTANT** turns your computer into an advanced, automated indexing and cross reference system. A must for the student, educator or the research professional.
5. **SMALL BUSINESS ACCOUNTING** is a set of straightforward accounting programs. Frees the salesman, entrepreneur or service professional from time consuming record keeping tasks.



TOTL SOFTWARE, INC. *quality you can afford*

Ask your dealer about TOTL Software or send in the coupon for further details and ordering information.

1555 Third Avenue, Walnut Creek, CA 94596

PLEASE SEND ME MORE INFORMATION ON TOTL SOFTWARE

Name: _____

Address: _____

_____ Zip _____

The Computer-Literacy Deep Freeze

Computers are at a crude, nasty, awkward stage in their development. But they are evolving at an incredible pace. Hardware advances occur almost daily. And software, long the bumbling, dim-witted half brother of computer hardware, has at last entered into its own revolution. In 1976 there was almost no software, yet last year 200 companies sold more than a billion dollars of software. By 1990, experts predict that people will be buying $12 billion in software, about as much as they now spend on home appliances. We will soon see more software than ever before, and if we weed through all the junk, we will find much software that is good and quickly getting better.

The twin revolutions in computer hardware and (especially) in computer software will insure that computers of today will be transient, short-lived creatures. Trendy, high-income schools that buy up dozens of these computers and inaugurate intensive courses in the art and science of their programming and operation are handicapping their students. They are guaranteeing that these young people will be victims of technology.

In ten years, how important will it be for a student to know how to program in BASIC, or know machine language, or know how many K bytes are available in RAM storage? Or how to format a floppy? Or how to position a tape cassette to a particular program?

BASIC Will Be A Dead Language

In five years computers will be completely different. In ten years they will be black boxes. They will still be programmable, but nobody except the experts will do the programming. The final custom-fitting of all commercial programs will be done by the user, but in English, not in BASIC, Logo, or Pascal. These will be archaic languages, like Greek or Latin, important historically, but of little relevance to students who are entering the job market of the early 1990s.

High schools, vocational-technical schools, and colleges are turning out huge numbers of computer scientists and technicians. But, surprisingly, computer jobs are beginning to dry up, especially at the entry level. High-paying computer jobs are still there, but they are reserved for those who have several years of experience or who have combined skills in computers and in some other field such as business, medicine, law, chemistry, or engineering.

Computer classes in schools today are busy turning out the computer "mechanics" and "repair persons" of the future. Persons trained in these areas will find that there are very few jobs awaiting them, and the competition will be incredible. With the huge supply of bodies and the slackening demand, salaries will plummet and so will prestige. By the time young people enter the market as computer specialists, most of the romantic aura about computers will have rubbed off. The glamour will have faded.

It all boils down to how we see computers. Do we see them as finicky appliances that have to be twiddled, scrutinized, and understood? Do we see them as "exer-cycles" and mental jogging machines that stimulate our problem-solving abilities and encourage algorithmic (that is, step-by-step, logical, goal-oriented) thinking? Or are they mechanical chameleons and quick-change artists?

In the near future I think most of us will see computers as Super Tools – like the handy-dandy Swiss pocketknives you can buy that have all those scissors, bottle openers, screwdrivers and twelve different blades stuffed inside. They will do everything. And we won't care how. We'll just pull out a new tool and run it!

For example, we will pop in a cartridge and our computer will become an electronic typewriter, dictionary, or secretary. We'll pop in another cartridge, and the computer will become our personal accountant, tax advisor, or a gourmet chef.

Computers of the near future will be like vaudeville performers who can change their costumes in a flash. One minute they will be patient math tutors for our children. The next moment, they will be our electronic windows to the outside world. We will use them to bring us the latest stock prices, make a plane reservation, or mass mail our Christmas cards.

Or a moment later the computer will become an interactive (videodisc and graphics) TV. We will get to track down a roller-coaster bomber, solve the mystery of a collapsing bridge, or go on a big game hunt in darkest Africa.

We will not care how the computer changes its clothes. We will not be interested in a tour behind the stage, or what the performer's clothes look like from the inside out. Instead, we will want (maybe demand) to learn, to be informed, to be entertained, and to get on with our work. The computer will slip into its rightful position. It will become a marvelous tool that is almost ignored. It will be an almost invisible means to accomplish the *essential* things in life: survival, work, education, and fun.

Computers As Islands

The approach in many schools is to teach about computers in a special "computer science" or "computer lab" or "computer literacy" course. This reminds me of the touch typing course and the metalworking and other "shop" courses I took when I was in high school.

In all these "technical skill" courses, kids are introduced to machines and instructed in how to

C-64 VIC 20 ATARI

CHILD DEVELOPMENT SERIES

(for the 3.5K VIC and 16K ATARI)



ADD/SUB—$16.95
Displays single or multiple digits with or w/o pictures, borrows, carries, scoring, and audio/video feedback.

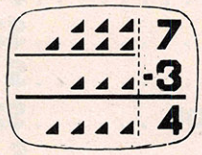

NUMER-BECi—$16.95
Number recognition, object counting, object grouping, and number/size/shape discrimination.



ALPHA-BECi—$16.95
Twenty-six screens with letters/pictures/labels 'built' on the screen



Dealer Inquires Invited

BOSTON EDUCATIONAL COMPUTING, INC.

78 Dartmouth Street, Boston, MA 02116
(617) 536-5116 *MA res. add 5% tax

MasterCard VISA

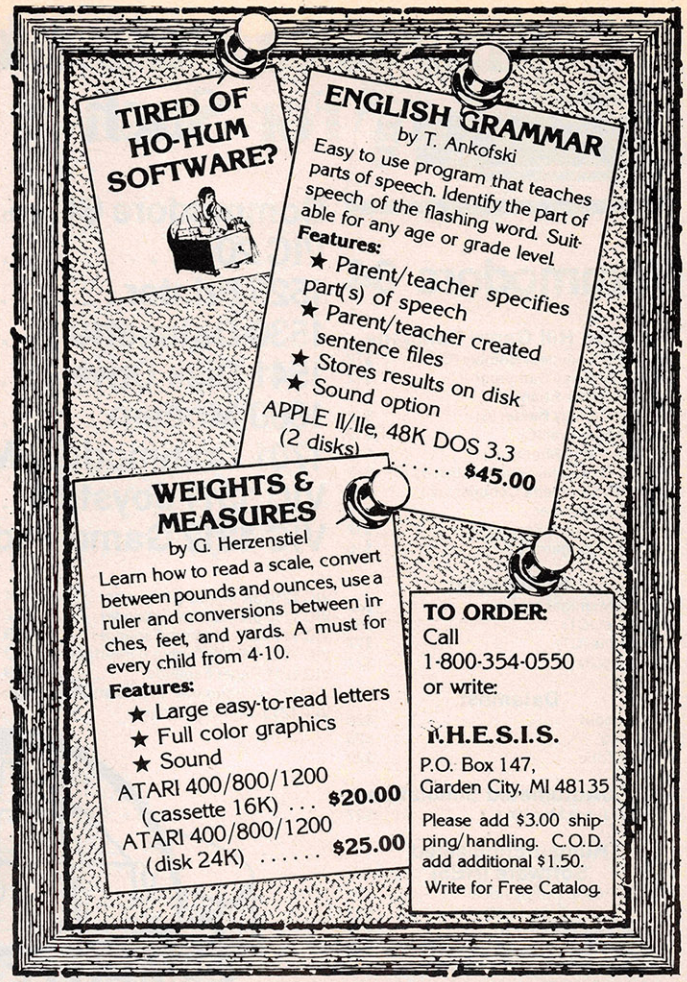

• VIC 20 • COMMODOR 64 • ATARI

• APPLE • SINCLAIR

THERE IS STRENGTH IN NUMBERS
JOIN
THE SOFTWARE CO-OP

NOW! For the cost of a single game cartridge you can join THE SOFTWARE CO-OP. Use the advantage of bulk-purchasing and pay **only $1 over wholesale** for games, utilities and educational software. Rock-bottom prices on all equipment and supplies. Savings up to 40%. Guaranteed. Specializing in VIC 20, Commodor 64, Atari, Apple and Sinclair.

Write today for free details about our exciting new catalog and other sensational Co-op benefits including special swap system and free technical assistance.

THE SOFTWARE CO-OP
PO BOX 275 ELIZABETH, NJ 07207

• APPLE • SINCLAIR

• VIC 20 • COMMODOR 64 • ATARI

STOP PLAYING GAMES

NEW Commodore 64 Apple Disk



- Calculate odds on HORSE RACES with ANY COMPUTER using **BASIC**.
- SCIENTIFICALLY DERIVED SYSTEM really works. TV Station WLKY of Louisville, Kentucky used this sytem to predict the odds of the 1980 Kentucky Derby. See the Wall Street Journal (June 6, 1980) article on Horse-Handicapping. This system was written and used by computer experts and is now being made available to home computer owners. This method is based on storing data from a large number of races on a high speed, large scale computer. 23 factors taken from the "Daily Racing Form" were then analyzed by the computer to see how they influenced race results. From these 23 factors, ten were found to be the most vital in determining winners. NUMERICAL PROBABILITIES of each of these 10 factors were then computed and this forms the basis of this REVOLUTIONARY NEW PROGRAM.
- SIMPLE TO USE: Obtain "Daily Racing Form" the day before the races and answer the 10 questions about each horse. Run the program and your computer will print out the odds for all horses in each race. COMPUTER POWER gives you the advantage!
- YOU GET: 1) Cassette.
  2) Listing of BASIC program for use with any computer.
  3) Instructions on how to get the needed data from the "Daily Racing Form"
  4) Tips on using the odds generated by the program.
  5) Sample form to simplify entering data for each race.

MAIL COUPON OR CALL TODAY

3G COMPANY, INC. DEPT. CO **(503) 357-5607**
RT. 3, BOX 28A, GASTON, OR 97119

Yes, I want to use my computer for FUN and PROFIT. Please send me _____ programs at **$24.95 each.** Circle the cassette you need: PET/CBM, VIC-20, Commodore 64, Sinclair Timex 1000, Atari, TRS-80, Color Computer, or Apple (Apple Disk available—add $5.00)

Enclosed is: ☐ check or money order ☐ MasterCard ☐ Visa

Card No. _____ Exp. date _____

NAME _____

ADDRESS _____

CITY _____ STATE _____ ZIP _____

START USING YOUR COMPUTER FOR FUN and PROFIT!

$39.95 DATA BASE!

INTRODUCING...
SDB 64
FOR THE
COMMODORE 64

SDB 64-A must for *your* 64!
SDB 64-User defined printouts!
SDB 64-Menu driven & easy to use!
SDB 64-Perfect for personal filing needs!
SDB 64-Fast sorts by any field & alphabetises!
SDB 64-Makes it easy to write compatible programs!
SDB 64-File & retrieve names, addresses, hobbies, etc.!
Easy to follow instructions-perfect for new comer data base!

SDB 64 (Disk) $39.95 ($1.50 P&H)

MasterCard VISA

Simpleware
129 Wildbriar Rd., Rochester, NY 14623
716-334-9541 or 716-334-7406

Commodore Puts Excitement In Your Life For Such A Small Price.





Commodore 64 (With Factory Rebate) $219
VIC 20 . . . . . $ 99
1525 Printer $229
1530 Datasette . . . . . $ 59
1541 Disk Drive $249
1600 Modem . . . . . $ 89
1701 Commodore Monitor $289
VIC 1311 Joystick . . . . . $ 8
VIC 1312 Game Paddles . . . . . $ 16

Commodore 64

Avalon Hill Game Company

180-701 B-1 Nuclear Bomber (C) $12
180-702 Midway Campaign (C) $12
180-703 North Atlantic Convoy Raider (C) $12
180-704 Nukewar (C) $12
180-706 Planet Miners (C) $12
180-712 Computer Stocks & Bonds (C) . $15
180-719 Andromeda Conquest (C) $14
181-721 Computer Football Strategy (C) $12
181-732 Telengard (C) $16

Broderbund

David's Midnight Magic $23
Choplifter (CT) $34
Serpentine (CT) $27
Sea Fox (CT) $27

Datamost

Roundabout $20
Bilestoad $20
Mating Zone $20

EPYX/Automated Simulations

14E-036 Jump Man (D) $27

Human Engineered Software (HES)

HEE-307 6502 Professional Dev. System (C) $23
HEE-400 Retro Ball (Crt) $27
HEE-401 Hesmon (Crt) $27
HEE-402 Turtle Graphics II (Crt) $45
HEE-404 Heswriter 64 (Crt) $35
HEE-412 Gridrunner (Crt) $27

Infocom

63E-001 Zork I (D) $27
63E-002 Zork II (D) $27
63E-003 Deadline (D) $35
63E-004 Starcross (D) $27
63E-005 Zork III (D) $27

Sierra On-Line

54E-048 Frogger (D) $23
Jaw Breaker $20

Sirius Software

70E-036 Blade of Blackpoole (D) $27
70E-037 Type Attack (Crt) $27
70E-043 Repton (D) $27
70E-046 Critical Mass (D) $27
70E-424 Snake Byte (Crt) $23
70E-445 Spider City (Crt) $27
70E-447 Squish 'em (Crt) $23
70E-448 Final Orbit (Crt) $23

Spinnaker

SKE-001 Snooper Trooper #1 (D) . . . . . $ 30
SKE-004 Facemaker (D) . . . . . $ 23
SKE-006 Kindercomp (D) . . . . . $ 20
SKE-008 Hey Diddle Diddle (D) . . . . . $ 20
SKE-009 In Search of the Most Amazing Thing (D) . . $ 27
Fraction Fever (CT) . . . . . $ 20
Alphabet Zoo (CT) . . . . . $ 20
Delta Drawing (CT) . . . . . $ 23

Snyapse Software

SSE-011 Ft. Apocalyse (D) $23
SSE-016 Drelbs (D) $23
SSE-019 Survivor (D) $23
SSE-020 Pharoh's Curse (D) $23
SSE-311 Ft. Apocalypse (C) $23
SSE-316 Drelbs (C) $23
SSE-319 Survivor (C) $23
SSE-320 Pharoh's Curse (C) $23

United Microwave Industries (UMI)

92E-302 Renaissance (C) $27
92E-331 Motor Mania (C) $20

We Accept VISA & MasterCard

VIC 1210 3K Memory Expander $34
VIC 1110 8K Memory Expander $52
VIC 1111 16K Memory Expander $89
VIC 1011 RS 232 Terminal Interface . . . $43
VIC 1211 Super Expander $59
VIC 1212 Progammer's Aid Cartridge . . $45
VIC 1213 Vicmon Machine
Language Monitor $45
VL 102 Intro to Basic Prog. I $21
Intro to Basic Prog. II $21
VT 106A Recreation Pack $45
VT 107A Home Calculation Pack $45
VIC 1600 Vicmodem $89
VM Programmer's Reference Guide . . . $14

COMPUTER OUTLET

Call Toll Free
1-800-634-6766
Order Line Only

VIC 20 Educational

Books

Kids and the Vic . . . . . $ 18
Programmer's Reference Guide (Vic) . $ 14
Programmer's Reference Guide (64) . . $ 18

Language Arts

Super Hangman (C) . . . . . $ 14
Simon/Hess (C) . . . . . $ 13
Concentration (C) . . . . . $ 13
Home Babysitting . . . . . $ 23

Math

Sky Math (C) . . . . . $ 12
Space Division . . . . . $ 12
Bingo Speed Math (CT) . . . . . $ 23
Number Crunch (CT) . . . . . $ 23
Number Chaser . . . . . $ 17
Number Gulper . . . . . $ 17

Music

Vic Music Composer (CT) . . . . . $ 29
HES Synthesound (CT) . . . . . $ 49

Reading and Language Arts

Finger Spelling (D, C) . . . . . $ 12
My Spelling Easel (Ages 3-10) . . . . . $ 26

Programming Techniques

Intro to Basic Prog. I . . . . . $ 22
Intro to Basic Prog. II . . . . . $ 22
Programmer's Aid Cart. . . . . $ 22
Turtle Graphics/Hess (CT) . . . . . $ 29
Groteck & Microchip . . . . . $ 23

Social Studies/Science

Visible Solar System . . . . . $ 23
Reaganomics (CT) . . . . . $ 27

ORDERING INFORMATION AND TERMS:
For fast delivery send cashier checks, money orders or direct bank wire transfers. Personal and company checks allow 3 weeks to clear. C.O.D. orders ($3.00 minimum) and 1% of all orders over $300. School purchase orders welcome. Prices reflect a cash discount only and are subject to change. Please enclose your phone number with any orders.
SHIPPING: Software ($2.50 minimum). Shipping — Hardware (please call). Foreign orders APO & FPO orders — $10 minimum and 15% of all orders over $100. Nevada residents add 5 3/4% sales tax. All goods are new and include factory warranty. Due to our low prices, all sales are final. All returns must have a return authorization number. Call 702-369-5523 to obtain one before returning goods for replacement. All returned merchandise is subject to a restocking fee and must come with their original packaging in order to be accepted. NO returns permitted after 21 days from shipping date.

VIC 20

Avalon Hill

Nuke War $12

Automated Simulations

Rescue at Rigel (C) $20
Ricochet (C) $15
Monster Maze (CT) $27
Sword of Fargoal $27

Broderbund

Martian Raider $15
Multisound Synthesizer $15
Shark Trap $15
Sky Blazer (CT) $27
Sea Fox (CT) $27
A.E. (CT) $27

Creative Software

Black Hole (CT) $36
Trashman (CT) $36
Astroblitz (CT) $36
City Bomber & Minefield (CT) $20
Apple Panic (CT) $36
Choplifter (CT) $36
Serpentine (CT) $36
Videomania (CT) $36
Terraguard (CT) $36

VIC Software

Avenger . . . . . $ 23
Superslot . . . . . $ 23
Super Alien . . . . . $ 23
Jupiter Lander . . . . . $ 23
Draw Poker . . . . . $ 23
Midnight Drive . . . . . $ 23
Radar Rat Race . . . . . $ 23
Raid on Fort Knox . . . . . $ 23
Sargon II Chess . . . . . $ 29
Cosmic Cruncher . . . . . $ 23
Gorf . . . . . $ 29
Omega Race . . . . . $ 29
Sea Wolf . . . . . $ 23
Adventureland . . . . . $ 29
Pirate Cove . . . . . $ 29
Mission Impossible . . . . . $ 29
The Count . . . . . $ 29
Voodoo Castle . . . . . $ 29
The Sky is Falling . . . . . $ 23
Mole Attack . . . . . $ 23
Bingo Speed Math . . . . . $ 23
Home Babysitter . . . . . $ 23
Visible Solar System . . . . . $ 23
Personal Finance . . . . . $ 29
Quick Brown Fox . . . . . $ 65

HES Software

HES Mon (CT) . . . . . $ 29
HES Writer (CT) . . . . . $ 29
Synthesound Music Synthesizer (CT) . $ 49
Turtle Graphics (CT) . . . . . $ 29
VIC Forth (CT) . . . . . $ 45
Victrek (C) . . . . . $ 15
Predator (CT) . . . . . $ 27

United Microware

Spiders of Mars (CT) . . . . . $ 34
Meteor Run (CT) . . . . . $ 34
Amok . . . . . (C) $ 15 (CT) $ 27
Alien Blitz . . . . . (C) $ 17 (CT) $ 27
Skymath (C) . . . . . $ 12
Space Division (C) . . . . . $ 12
Super Hangman (C) . . . . . $ 14
The Alien (C) . . . . . $ 17
3D Maze (C) . . . . . $ 12
Kosmic Kamikaze (C) . . . . . $ 17
Sub Chase (C) . . . . . $ 15
Renaissance . . . . . $ 34
Cloud Burst (CT) . . . . . $ 27
Satellites & Meteorites (CT) . . . . . $ 34
Outworld (CT) . . . . . $ 34
Wordcraft $270

Sirius

Type Attack $27
Snake Byte $27

Thorn EMI

River Rescue (CT) . . . . . $ 29
Mutant Herd (CT) . . . . . $ 29

Tronix

Galactic Blitz (C) $17
Swarm (C) $20
Sidewinder (C) $20
Gold Fever (CT) $27
Deadly Skies (CT) $27



Atari Adds Adventure.

With Factory Rebates —

1200 XL $419
800 48K $299
400 16K $159

1010 Recorder ..... $ 72
410 Recorder ..... $ 72
810 Disk Drive $419
1025 Printer $409
830 Modem $145
850 Interface $159
481 Entertainer ..... $ 64
482 Educator $110
483 Programmer ..... $ 52
484 Communicator $289
853 16K Ram ..... $ 74
The Bookkeeper Kit $165
CX4104 Mailing List ..... $ 19
CX404 Word Processor $102
CXL4007 Music Composer ..... $ 42
Programming 2 & 3 ..... $ 22
Conversational Languages ..... $ 42
CX4018 Pilot ..... $ 55
CX405 Pilot ..... $ 92
CXL4003 Assembler Editor ..... $ 42
CX8126 Microsoft Basic ..... $ 62
CXL4022 Pac-Man ..... $ 30
CX8130 Caverns of Mars ..... $ 28
CXL4020 Centipede ..... $ 30
CXL4006 Super Breakout ..... $ 26
CXL4008 Space Invaders ..... $ 26
CXL4009 Computer Chess ..... $ 26
CXL4011 Star Raiders ..... $ 30
CXL4012 Missile Command ..... $ 26
CXL4013 Asteroids ..... $ 26
The Bookkeeper $102
Home Filing Manager ..... $ 36
Atari Speed Reading ..... $ 54
Home Manager Kit ..... $ 55
Family Finance ..... $ 36
Time Wise ..... $ 23
Galaxian ..... $ 30
Defender ..... $ 30
Paint ..... $ 30
Qix ..... $ 30
Dig Dug ..... $ 30
ET Home Phone ..... $ 34
AtariWriter ..... $ 55

Business & Utilities

Visicalc $169
Mail Merge ..... $ 20
Data Perfect ..... $ 75
Letter Perfect $105
Text Wizard ..... $ 65
Datasm 65 2.0 ..... $ 59
File Manager 800 + ... $ 65
Syn Assembler ..... $ 34
Page 6 ..... $ 20
Atari World ..... $ 39
K-Dos ..... $ 59
Micropainter ..... $ 23
Color Print ..... $ 27
Lisp Interpreter ..... $ 79
Bishops Square ..... $ 20
Graphics Master ..... $ 27
Graphics Generator ..... $ 17
Basic Compiler ..... $ 65
Computari's Financial Wizard ..... $ 45
Color Accountant ..... $ 65
Datalink ..... $ 27
File It 2 System ..... $ 34
Diskette Inventory System ..... $ 17
P.M.P. Property Management $179
Bank Street Writer ..... $ 45

Educational Software's Programming Techniques

Pilot (Cons. or Educator) ..(C) $59, (D) $99
Invitation to Prog. #2 (C) $22
Invitation to Prog. #3 (C) $22
Tricky Tutorials—Santa Cruz
TT #1 Display Lists (C, D) $17
TT #2 Horiz/Vert. Scrolling (C, D) ... $17
TT #3 Page Flipping (C, D) $17
TT #4 Basics of Animation (C, D) ... $17
TT #5 Player Missile Graphics (C, D) $24
TT #6 Sound of Music (C,D) $24
TT#7 Disk Utilities (D) ..... $ 24
Page 6 ..... $ 20
The Next Step $27

Atari Pre-School

Sammy the Sea Serpent (C) $ 13 (D) $ 19
Pre-School I.Q. Builder ..(C) $ 13 (D) $ 24
My First Alphabet (D) ..... $ 26
Alien Counter/Face Flash (D, C) ..... $ 26
Pre-School Fun (Color, Shape, etc.) ... $ 16
Humpty Dumpty/Jack & Jill (C) ..... $ 25
Facemaker (D) ..... $ 23
Juggles House (D, C) ..... $ 22
Juggles Rainbow (D, C) ..... $ 22

Math

Monkey Up A Tree (D, C) ..... $ 19
Video Math Flash Cards (D, C) ..... $ 13
Algicalc (D, C) ..... $ 19
Polycalc (D, C) ..... $ 19
Compumath-Fractions ..(C) $ 23 (D) $ 29
Compumath-Decimals ..(C) $ 23 (D) $ 29
Alien Counter/Face Flash (D, C) ..... $ 26
Golf Classic/Compubar (Angles) (D, C) $ 26
Gulp & Arrow Graphics (7-12) (D, C) ... $ 26
Cash Register .....(C) $ 13 (D) $ 19
Big Math Attack .....(C) $ 17 (D) $ 22
Math Facts Level II
(Gr. 1-3) .....(C) $ 13 (D) $ 15
Computation/Concentration
.....(C) $ 13 (D) $ 15

Reading and Language Arts

My First Alphabet (D) ..... $ 26
Wordmaker (D, C) ..... $ 19
Spelling Genie (D, C) ..... $ 19
Compuread .....(C) $ 17 (D) $ 23
Memory Builder/
Concentration .....(C) $ 13 (D) $ 19
Let's Spell (C) ..... $ 13
Spelling Builder .....(C) $ 16 (D) $ 20
Do-It-Yourself Spelling (C) ..... $ 16
S.A.T. College Board Prep (C) ..... $ 89
Story Builder/
Word Master .....(C) $ 13 (D) $ 19
Prefixes (D) ..... $ 26
Vocabulary Builder 1 ...(C) $ 13 (D) $ 19
Vocabulary Builder 2 ...(C) $ 13 (D) $ 19
Fishing for Homonyms (C) ..... $ 13
Hey Diddle Diddle ..... $ 20
Snooper Troops #1 (D) ..... $ 32
Snooper Troops #2 (D) ..... $ 32
Story Machine (D) ..... $ 23
Crossword Magic (D) ..... $ 34

Music

Music Composer (CT) ..... $ 25
Jerry White's Music Lessons (C) ..... $ 20
Magic Melody Box ..... $ 14
Hickory Dickory (D, C) ..... $ 13

Watch for the exciting new Atari line of home computers, the 600XL, 800XL, 1400XL and 1400XLD. CALL FOR MORE INFORMATION.



1095 E. Twain (702) 796-0296
Las Vegas, Nevada 89109
Call Toll Free

1-800-634-6766

Order Line Only
Information & Order Inquiries (702) 369-5523
Mon. — Fri. 8 A.M. to 6 P.M. — Sat. 9 A.M. to 6 P.M.
Dealers' Inquiries Invited

★★ Specials of the Month ★★

Gorilla Banana Printer $209
Citoh Prowriter $365
Gemini 10 ..... $319
Elephant Disks (Box) s/s ..... $ 20
Hayes Smartmodem 300 ..... $209
Amdek Color I Monitor $299
NEC 8023A Printer $439
Mosaic 32K RAM ..... $ 89
Mosaic 64K RAM w/Cable $169
Percom Double Density Drive $515
Percom Single Density Drive $389
Wico Joystick ..... $ 23
Wico Redball Joystick ..... $ 24
Flip & Sort Diskette Box (Holds 50 Diskettes) ..... $ 21
Flip-Sort Cartridge Box (Holds 10 Atari Computer Cartridges) .. $ 21
80 Column Board (Atari) $279
Cardco 6 Slot Expansion Motherboard ..... $ 79

Social Studies and Geography

Globemaster (D) ..... $ 27
States and Capitals ..... $ 12
European Countries and Capitals (C) . $ 12

Typing

Master Type (D) ..... $ 27
Touch Typing (C) ..... $ 19
Type Attack (D, C) ..... $ 26

New Hit List

Mickey & the Great Outdoors ..... $ 35
Temple of Apshai ..... $ 27
Raster Blaster ..... $ 20
Deadline ..... $ 34
Richochet ..... $ 15
Wiz & Princess ..... $ 22
Ali Baba and the Forty Thieves ..... $ 22
Canyon Climber ..... $ 20
Preppie ..... $ 20
Crush, Crumble & Chomp ..... $ 20
Jawbreaker ..... $ 20
Zork I, II & III ..... Ea. $ 27
Softporn Adventure ..... $ 20
Frogger ..... $ 23
Choplifter ..... $ 23
Curse of Ra ..... $ 15
Ulysses and the Golden Fleece ..... $ 23
Battle of Shiloh ..... $ 27
Tigers in the Snow ..... $ 27
David's Midnight Magic (D) ..... $ 23
Sky Blazer (D) ..... $ 22
Serpentine (D) ..... $ 22
Sea Fox (D) ..... $ 20
Spell Wizard (D) ..... $ 53
Sands of Egypt (D) ..... $ 27
Pool 400 (CT) ..... $ 27
Gorf .....(D) $ 27 (CT) $ 30
Wizard of Wor .....(D) $ 27 (CT) $ 30
Cyborg (D) ..... $ 23
Gold Rush (D) ..... $ 23
Bandits (D) ..... $ 23
Way Out (D) ..... $ 27
Fast Eddy (CT) ..... $ 24
World War (CT) ..... $ 24
The Cosmic Balance (D) ..... $ 27
Chess (D) ..... $ 45
Checker (D) ..... $ 34
Odin (D) ..... $ 34
Raptillian (D, C) ..... $ 23
Sumbarine Commander (CT) ..... $ 34
Jumbo Jet Pilot (CT) ..... $ 34
Soccer (CT) ..... $ 34
Kickback (CT) ..... $ 34
Starcross (D) ..... $ 27
Zaxxon (D, C) ..... $ 27
Juggler (D) ..... $ 20
Miner 2049er (CT) ..... $ 34
Jeepers Creepers (D) ..... $ 20
Twerps (D) ..... $ 23
Flip Out (D) ..... $ 20
The Birth of the Phoenix ..... $ 16
Protector II .....(D) $ 23 (CT) $ 29
Baseball (CT) ..... $ 34
Preppie II (D, C) ..... $ 23
Arcade Machine (D) ..... $ 39
Prisoner II (D) ..... $ 27
Cap n' Cosmos (D) ..... $ 29
Spy's Demise (D) ..... $ 15
Sammy Lightfoot (CT) ..... $ 20
Repton (D) ..... $ 27
Critical Mass (D) ..... $ 27
Bumper Bash (CT) ..... $ 27
Capture the Flag (CT) ..... $ 27
Slam Ball (D, C) ..... $ 23
Blue Max (D, C) ..... $ 23
Millionaire (D) ..... $ 55
Poker Sam (D) ..... $ 17
Jump Man (D) ..... $ 27
Hellfire Warrior (D, C) ..... $ 27
Candy Factory (D) ..... $ 20
Diamond Mine (D) ..... $ 20
Trion (D) ..... $ 27
Adventure in Time (D) ..... $ 20
Wavy Navy (D) ..... $ 23
Squish'em (CT) ..... $ 23
Final Orbit (CT) ..... $ 23
Pharoah's Curse (D, CT) ..... $ 23
Escape (D, CT) ..... $ 23
Alley Cat (D, C) ..... $ 23
MX (D, C) ..... $ 23
River Quest (D, C) ..... $ 23
Quasimado (D, C) ..... $ 23

develop a certain level of proficiency and familiarity with these machines. *But they aren't told why.*

At some level, students who take these courses must be asking themselves: Why is a computer important? What good does it do me to know how to program a computer, or load a program, or learn about FOR-NEXT loops?

The computer is not an end in itself. It is a means to an end. It is a resource or a tool that can be used to do something else. Computer skills are meaningless to a child unless the child can use them to do something that he or she wants or needs to do. To make computers meaningful, they must be integrated, on a daily basis, into the rest of the curriculum and into a child's life. The child must need or want to do something important that can only be done on a computer.

Computers As Moon Rocks

In many schools, desktop computers are introduced as oddities and curiosities, like moon rocks.

This is a marvelous approach. It encourages children to see computers as wondrous devices (which they are) and to approach computers with curiosity and fascination.

Since computers are objects of wonder and curiosity, many schools have put them in a special room – a computer *museum*. Everyone can come in and gawk at them, reverently press their buttons, and say ooh and aah.

But after having a computer about six months, a school usually moves beyond this approach. The awe and magic about computers quickly wears off – especially for the kids. Teachers begin teaching kids how to program – how to master computers, boss them around, and tame them.

The Latest Audiovisual Device

Today, many schools are leapfrogging right over these first two steps. When schools acquire a computer today, they don't automatically send it off to a tiny lab or unused classroom. Instead, they regard the computer as a new kind of audiovisual device – a godsend for the frazzled, overworked but forward-thinking teacher of the 1980s.

This approach is being given a big boost by the educational courseware flooding into the market. Dozens of companies are producing hundreds of software packages. A year ago, there was an acute shortage of reputable software. Now, already, there is a glut. There are hundreds of programs out that introduce kids to the alphabet. Dozens more teach them how to add two numbers or spell simple words.

I walked down the exhibitors' (read *vendors'*) aisle at a recent educational computing conference, and I was overwhelmed by the number of glossy, smart-looking packages I saw. It was a kaleidoscopic, mind-numbing experience.

Given this vast amount of courseware, it won't be long before computers move out of their "computer museums" and isolated labs and into the curricular mainstream. Thousands of math and language arts teachers already use computers as audiovisual aids. Soon history, science, music, and art teachers will use them too.

The Computer As A General-Purpose Tool

The computer will soon become a valuable resource for teachers, no matter what subject they teach. But the computer can be more than a special-purpose resource to help a teacher teach a particular subject. It is also a tool – a magnificent, general-purpose tool that a child can apply to any subject.

If children learn only how to program, decipher bits from bytes, and learn geography on a computer, they are going to be poorly equipped to use computers – in the future, in a job, in the outside world.

To be prepared for the future, youngsters must learn how to use computers as tools. That's the way most computers in our society are used. And that's the way they will be used in the future.

Discovering A Tool

The problem has been that most classroom computers are regarded more as *toys* than as tools. They don't have the speed, memory capacity, or software to make them serious devices. They are also isolated, one from the next, instead of tied into information and programming resources (by phone or direct-wired access to a central, high-speed computer).

But all this is changing.

One of the most popular and well-attended sessions at the National Educational Computing Conference (NECC), held this past June in Baltimore, was on using computers in studying literature and English composition. Teachers presented papers on how they taught word processing in the classroom, how they used a computer in writing class, and how they and their students used a computer to study and analyze literature.

Kids in the first two classes used the computer as a tool – as a *word processor*. They found it was easier to write stories, develop ideas, and explore new subjects by using a computer.

Kids in the third class learned programming skills for a purpose: they turned the computer into a tool to help them analyze a book, article, or short story. They used the computer to complete a class assignment.

Right now, word processing is a very popular computer application in schools. But it is just the

tip of the "computer tool" iceberg. Computers can become powerful word-handling tools for kids. But they can also become all sorts of other kid tools.

With software already available or under development, computers can become kids' powerful database managers, priority sorters, homework organizers, and calendar schedulers. They can simulate chemistry labs, physics labs, and math labs. They can be used to map out a complicated dance routine for a musical, compose a song, or take the student on a journey inside a volcano, to the center of an atom, or to the outer reaches of the solar system.

New software packages are also needed that are patterned after the "second generation" software now running on expensive IBM, Apple, and Xerox business computers. These *kid workstations* should be general-purpose tools that help a student process words, perform complicated calculations, create graphs, functions and diagrams, and organize, classify, and summarize huge amounts of data. They should enable students to link their computers and thereby communicate with each other. They should encourage teachers to assign more *team projects* for students in which students and their computers work together to solve problems, do homework, or complete class assignments.

The more students get to use a computer as a *tool* to enable them to do something necessary or desirable, the more meaningful and useful computers will become. Also, this is precisely the type of training that young people will need to prepare them for their future careers. Very few students will find jobs as computer specialists. But a vast majority of today's students will need to use computers as tools in their jobs. They will use computers to help them solve problems, make decisions, analyze information, have fun, create and disseminate new knowledge, and communicate with their fellow human beings. ©

MEMOREX
FLEXIBLE DISCS



WE WILL NOT BE UNDERSOLD!! Call Free **(800)235-4137** for prices and information. Dealer inquiries invited and C.O.D.'s accepted.

PACIFIC EXCHANGES
100 Foothill Blvd.
San Luis Obispo, CA
93401. In Cal. call
(800) 592-5935 or
(805) 543-1037

VISA

COMMODORE 64 $189.95*
COMMODORE 64 Computer—only $189.95*
*when purchased with any of these three packages.



COMMODORE 64 with the purchase of			$189.95
1	1541	Disk Drive	$299.95
1	1525E	Printer	$289.95
		ALL FOR	$779.85
COMMODORE 64 with the purchase of			$189.95
1	1541	Disk Drive	$299.95
1	1701	14" color monitor	$299.95
		ALL FOR	$789.85
COMMODORE 64 with the purchase of			$189.95
1	1541	Disk Drive	$299.95
1	1526	Fast printer-includes IFC/cable direct connect to 64	$349.95
		ALL FOR	$839.85

COMMODORE VIC-20 **$74.95***
1 *with the purchase of
1 Datasette program recorder $69.95
Gortek educational software $24.95
All for $169.85

COMMODORE 64 Computer	$239.95
1541 Disk drive	279.95
1525E Printer/direct connect ro 64	269.95
1626 Printer/direct connect to 64	339.95
1701 14" color monitor	289.95
1530 Datasette program recorder	79.95
1600 Telephone modem for VIC-20/Com. 64	69.95
1650 Modem, new-auto. dial/answer	109.95

Software for Commodore 64 & VIC-20 at discount! Call us!

DATA 20 Accessories		
* Z-80 card	For Commodore 64	$269.95
* 80 column card	For Commodore 64	169.95
* 40 column card	For VIC-20	99.95
* 40 column card	w/8K mem built-in for VIC-20	139.95
* Video Pack 64K	For VIC-20	329.95

*FREE with the purchase of each of the above (*) products—Word Master/word processing software, Mailing List software & Telecommunications software.

NEW ROYAL 64K ALPHATRONIC Computer CP/M, color graphics, 3 video outputs—RGB for hi res 80 col color displays composite video:use with any regular monitor; modulated RF for use with your TV. Centronic printer port, 40/80 col display, KC std audio cass. port RE:$695.00 Your cost: $489.95
Optional 320 5¼" disk drive, $379.95

TI COMPACT COMPUTER CC-40 only $199.95
Most advanced portable, fits in your briefcase!
Will perform as well as the $1000 unit!
One set of A batteries = 200 hours of operation (appx)

HX-1000 Printer/plotter	$179.95
HX-2000 Wafertape (digital tape drive)	$124.95
RS-232 Interface	89.95
HX-3000 RS-232 int. w/parallel IFC	109.95

Solid state software/wafertape software-call us!

COMPUTER PRINTERS & MONITORS

Diablo 620	Letter quality, 25 cps	$ 999.95
Diablo 620	Letter quality, 40 cps	1799.95
NEC 8023A	100 cps with tractor	499.95
Transtar	Color printer, 30 shades, 50 cps	499.95
Okidata 82A	Graphics 120 cps bi-directional	424.95
Okidata 83A	Par/Ser., 120 cps, friction/tractor	664.95
Okidata 92P	160 cps, graphics, bi-directional	539.95
Okidata 93P	160 cps, graphics, frict/tract, letter quality	889.95
Star Gemini 10	100 cps, 2.3K buffer, Epson comp.	369.95
Star Gemini 15	100 cps, 15", 136 col, 2.3K buffer	489.95
Zenith	12" green monitors, good resolution	99.95
Sanyo	15" b/w monitor, high res-below cost!	169.95
IDS	Model 480	529.95
IDS	80 column color printer/all options	1595.00
IDS	132 columns color/all options	1695.00

DISKETTES In packs of 10

Memorex 5¼"	SS/DD	$24.85
Verbatim	SS/DD	29.45
Maxell	SS/DD	33.95

Texas Instruments Home Computer
TI-99/4A



$99.95* 16K
NET after $50 rebate from TI
You pay us $149.95!

Peripheral expansion box	$199.95
RS-232 card	139.95
Disk controller card	199.95
Expansion Sys. disk drive	319.95
Memory expan. card (32K)	229.95
P Code card (req. exp. card)	199.95
Telephone modem	159.95
Color monitor	339.95
Extended Basic	79.95
LOGO	89.95

Olympic Sales Company
SERVING YOU SINCE 1947

Telex: 67 34 77 Toll-Free Phone Orders:
Toll-free *(in CA)* 800-252-2153 800-421-8045 (out of CA)
Order Desks open 6 days a week! 7:00 AM to 6:00 PM Mon-Sat
P.O. Box 74545 216 So. Oxford Ave. Los Angeles, CA 90004
Phone: (213) 739-1130 Cable: "OLYRAV" LSA

VISA master charge
We carry close to $5,000,000 inventory at all times. Corp. accts. invited. Good subject to availability; this ad supercedes all previous ads; fob our warehouse; prices subject to change without notice; not responsible for typographical errors; all orders subject to verification; minimum shpg & hndlg $5.95. Send $2 (or $5 foreign) for our famous catalog.

HEWLETT PACKARD

HP-75C	Handheld comp.	$719.95
HP-10C	Scientific calc	59.95
HP-11C	Scientific calc	76.90
HP-12C	Financial calc	99.95
HP-15C	Scientific calc	99.95
HP-16C	Prog. sce scien. calc	99.95
HP-97	Prog. scien. w/print	595.00
HP-41C	Prog. calculator	169.95
HP-41CV	Prog. calculator	219.95

DON'T BUY ANY PORTABLE COMPUTER UNTIL YOU SEE THE NEW COMMODORE!
*** COMMODORE'S SX-100 PORTABLE! ***
COMPLETELY PORTABLE!
★ Full 64K
★ Color Monitor built-in
★ Disk drive built-in
★ FREE software package
★ Completely compatible with the Commodore 64
★ LOTS OF SOFTWARE AVAILABLE!
$995.00

SANYO
NEW FABULOUS SANYO COMPUTER MBC-555 IBM PC Compatible, uses IBM software, 8088 CPU, 128K memory, 160K disk storage, color graphics, centronic port, 80 column, MS/DOS Basic, diagnostics, utilities, speaker, joystick port, word processing & spread sheet software included. Retail:$995.00 call for best price! Optional: 128K RAM expansion, 320K to 640K drives,8087 number cruncher, RS-232 hard disk available & more!

SOFTWARE for ALL MICROCOMPUTERS
3000 titles available at great prices

1-2-3 Lotus for IBM	$397.00
PFS:File	114.00
PFS Report	99.95
Multiplan	219.00
D Base II	529.00
Wordstar and more	397.00
Recreation— and more	
Zaxxon	37.95
Miner: 2049er	36.95
Frogger	34.95
Deadline	46.95
Zork II	39.95
Zork III	39.95

MX-80FT EPSON
$449.95

FX-80	160 cps	call for price
RX-80	100 cps	call for price
MX-100		call for price

TIMEX TS-1000 $44.95
16K RAM 45.95
Printer by Timex 89.95
Call us for Timex software—buy 4 software/get 1 software free!

brother
Personal Electronic Typewriter
EP-20 FITS IN A BRIEFCASE · AC/DC Incl. batt
$159.95

Glenn M. Kleiman

Playful Exercises For The Mind

One premise underlies all I have to say in this month's column: the mind, like the body, is strengthened by exercise. I believe any activity is worthwhile if it leads people to exercise their creativity, thinking, problem-solving, memory, perception, concentration, math, or language skills.

Many toys, games, and puzzles provide opportunities for mental exercise. For example, building toys, such as blocks, Erector Sets, Tinker Toys, and Legos, provide opportunities for children to design, build, test, and modify various objects. Clay, crayons, and paint sets provide other means for creative play.

Also, crossword puzzles, and word games such as Scrabble, exercise vocabulary and spelling skills. Jigsaw puzzles exercise perceptual and imagery skills, while puzzles such as Rubik's Cube exercise problem-solving skills. Games such as chess and checkers involve problem-solving and planning skills. Many board games provide varied learning experiences. Monopoly, for example, simulates aspects of a real estate market in which players experience negotiating, buying, and selling. The game involves rents, taxes, utility bills, and banking. It also requires a fair amount of reading and math, particularly for the "banker."

Computers can be programmed to provide many types of playful exercise for the mind. In some cases, the exercises are similar to those which can be done without a computer, but the computer makes some things easier. Computers can be programmed to set up game boards on the screen, keep score, monitor time limits, save the "state" of games so they can be continued later, and make sure the rules are followed. But computers should not be limited to these mundane chores.

Making Real Use Of Computer Power

The flexible and interactive nature of personal computers, combined with their graphics, animation and sound capabilities, offers exciting new possibilities for mental exercises. For example, computers can be programmed to automatically adjust the level of challenge to be suitable for each player. Depending upon the nature of the game, the computer can adjust the speed of movement, the complexity of the materials, the size of the board, or the level at which it plays.

Computers can also provide hints, second chances, and other on-line aids. The graphics and animation make it possible to represent many things pictorially, as well as provide displays which hold players' interest. The sound and, on some systems, speech capabilities, also add to the attention-holding and information exchange possibilities. The continuous control players can have, and the speed at which the computer can respond, are additional important advantages.

Various types of mental exercise programs have been developed to take advantage of computer features. There are computer versions of paint sets, chess, checkers, Othello, crossword puzzles, Rubik's Cube, Scrabble, Concentration, and many more. Simulations provide another type of playful mental exercise. Adventure games and other interactive stories – stories in which readers direct and contribute to the flow of events as they read – also belong in this category.

HOFACKER

Books + Software for ATARI VIC-20 OSI SINCLAIR TIMEX

PAYMENT: check, money order, VISA, MASTER CARD, Eurocheck, ACCESS, Interbank
Prepaid orders add $3.50 for shipping (USA)
$5.00 handling for C.O.D.
All orders outside USA: add 15 % shipping, California residents add 6.5 % sales tax.

ATARI is a registered trademark of ATARI Inc.
VIC-20, CBM are registered trademarks of Commodore
APPLE is a registered trademark of APPLE Computer, Inc.

ELCOMP PUBLISHING, INC
53 Redrock Lane
Pomona, CA 91766
Phone: (714) 623 8314

PRODUCTS FOR ATARI* 400/800 FROM ELCOMP

BOOKS for ATARI Computers

ATARI BASIC – Learning by Using
An excellent book for the beginner. Many short programs and learning exercises. All important features of the ATARI computers are described (screen drawings, special sounds, keys, paddles, joysticks, specialized screen routines, graphics, sound applications, peeks, pokes, and special stuff). Also suggestions are made that challenge you to change and write program routines.
Order #164 **$7.95**

Games for the ATARI Computer
This book describes advanced programming techniques like player-missile-graphics and use of the hardware-registers. Contains many ready to run programs in BASIC and one called GUNFIGHT in machine language.
Order #162 **$7.95**





How to program your ATARI in 6502 Mach.Lang.
Introduction to machine language for the BASIC programmer
Order #169 **$9.95**

FORTH on the ATARI – Learning by Using
Introduction, programs, applications, learning exercises.
Order #170 **$7.95**
All programs from book No. 170 on disk.
Order No. 7319 **$22.00 only!**





A Look into the Future – ASTROLOGY
on your ATARI 800.
How to calculate your own horoscope.
Order #171 **Incl. listing of the program** **$9.95**





Our catalog is free with every order. Send $1.00 and SASE for catalog only.

SUPERMAIL
(500 addr. on 1 disk)
Completely written in FORTH. Comes on autoboot disk. No cartridge, no DOS, no FORTH Language required!
Order# 7312 **$49.00**

SUPERINVENTORY
(1000 items per disk)
Completely written in FORTH. Same as above.
(Disk only)
Order# 7320 **$49.00**

BUSIPACK-1
(written in FORTH). Complete order entry, inventory, mailing and invoicing.
(Disk only)
Order #7313 **$98.00**

ATAMEMO
Datablock to keep track of your appointments. (D+C)
Order #7310 **$29.95**

ATCASH
Convert your ATARI 800 into a powerful cash register.
(Disk only)
Order #7307 **$49.95**

Invoicing progr. i. BASIC
Order #7201 (C) $29.95
Order #7200 (D) $39.95

Mailing List in BASIC
Order #7212 (C) $19.95
Order #7213 (D) $24.95

Inventory control in BASIC
Order #7214 (C) $19.95
Order #7215 (D) $24.95



Microcomputer Hardware Handbook (845 pages)
Descriptions, pinouts and specifications of the most popular microprocessors and support chips.
A MUST for the hardware buff.

Order-No. 29
$14.95

SOFTWARE IN MACHINE LANGUAGE for ATARI

ATMONA-1
This is a machine language monitor that provides you with the most important commands for programming in machine-language. Disassemble, dump (hex and ASCII), change memory location, block transfer, fill memory block, save and load machine-language programs, start programs. Printer option via three different interfaces.

Order # 7022	**cassette version**	**$19.95**
Order # 7023	**disk version**	**$24.95**
Order # 7024	**cartridge version**	**$59,00**

ATMONA-2
This is a tracer (debugger) that lets you explore the ATARI RAM/ROM area. You can stop at previously selected address, opcode, or operand. Also very valuable in understanding the microprocessor. At each stop, all registers of the CPU may be changed. Includes ATMONA-1.

Order # 7049	**cassette version**	**$49.95**
Order # 7050	**disk version**	**$54.00**

ATMAS
Macro-Assembler for ATARI-800/48k. One of the most powerful editor assemblers on the market. Versatile editor with scrolling. Up to 17k of source-Code. Very fast, translates 5k source-code in about 5 seconds. Source code can be saved on disk or cassette. (Includes ATMONA-1)

Order # 7099	**disk version**	**$89.00**
Order # 7999	**cartridge version**	**$129.00**

ATAS
Same as ATMAS but without macro-capability. Cassette-based.

Order # 7098	**32k RAM**	**$49.95**
Order # 7998	**48k RAM**	**$49.95**

ATEXT-1
This wordprocessor is an excellent buy for your money. It features screen oriented editing, scrolling, string search (even nested), left and right margin justification. Over 30 commands. Text can be saved on disk or cassette.

Order # 7210	**cassette version**	**$29.95**
Order # 7216	**disk version**	**$34.95**
Order # 7217	**cartridge version**	**$69.00**

GUNFIGHT
This game (8k machine-language) needs two joysticks. Animation and sound. Two cowboys fight against each other. Comes on a bootable cassette.
Order # 7207 **$19.95**

FORTH for the ATARI

FORTH from Elcomp Publishing, Inc. is an extended Fig-Forth-version, Editor and I/O package included. Utility package includes decompiler, sector copy, Hex-dump (ASCII), ATARI Filehandling, total graphic and sound, joystick program and player missile. Extremely powerful!
Order # 7055 **disk** **$39.95**

Floating point package with trigonometric functions ($0 - 90^0$).
Order # 7230 **disk** **$29.95**

Learn-FORTH from Elcomp Publishing, Inc.
A subset of Fig-Forth for the beginner. On disk (32k RAM) or on cassette (16k RAM).
Order # 7053 **$19.95**

Expansion boards for the APPLE II



The Custom Apple + Other Mysteries
A complete guide to customizing the Apple Software und Hardware
Order-No. 680 **$24.95**

We also stock the boards which are used in the book "The Custom Apple . . . " (barebords)

6522 I/O Board No. 605	**$39.00**
EPROM Burner No. 607	**$49.00**
8K EPROM/RAM Board No. 609	**$29.00**
Prototyping board for the Apple II No. 604	**$29.00**
Slot repeater board for the Apple II No. 606	**$49.00**

Order two boards and get the book free !

Care and Feeding of the Commodore PET
Eight chapters exploring PET hardware. Includes repair and interfacing information. Programming tricks and schematics.
Order # 150 **$9.95**

Hardware – ADD–ONS for ATARI

PRINTER INTERFACE
This construction article comes with printed circuit board and software. You can use the EPSON printer without the ATARI printer interface. (Works with gameports 3 and 4).
Order # 7211 **$19.95**

RS-232 Interface for your ATARI 400/800
Software with connector and construction article.
Order # 7291 (5V TTL-Level) **$19.95**

EPROM BURNER for ATARI 400/800
Works with gameports. No additional power supply needed. Comes compl. assembled with software (2716, 2732, 2532).
Order # 7042 **$179.00**

EPROM BURNER for ATARI 400/800 KIT
Printed circuit board incl. Software and extensive construction article.
Order #7292 **$49.00**

EPROM BOARD (CARTRIDGE)
Holds two 4k EPROMs (2532). EPROMs not included.
Order # 7043 **$29.95**





EPROM BOARD KIT
Same as above but bare board only with description.
Order # 7224 **$14.95**

ATARI, VIC-20, Sinclair, Timex and OSI

NEW – for your ATARI 400/800
Astrology and Biorhythm for ATARI (**Disk only!**).
Order-No. 7223 **$29.95**
Birth control with the ATARI (Knaus Ogino)
Order-No. 7222 **Disk only!** **$29.95**

Books + Software for VIC-20 (requires 3KRAM Exp.)
No. 4870 Wordprocessor for VIC-20, 8KRAM **$19.95**
No. 4883 Mailing List for VIC-20, 16K RAM **$14.95**
No. 176 Tricks for VICs (book, 115 pages) **$ 9.95**

Miniassembler for VIC-20
No. 4896 **$19.95**

Runfill for VIC, No. 4894 **$9.95**

TIC TAC VIC, No. 4880 **$9.95**

GAMEPACK I (3 Games)
No. 4881 **$14.95**



Progr. in 6502 Machine Language on your PET+CBM
2 complete Editor/Assemblers (Source code 3 hex-dump + description plus a powerful machine language monitor (Hexdump). **Order-No. 166** **$19.95**

Universal Experimenter Board for the VIC-20
(Save money with this great board). This board plugs right into the expansion slot of the VIC-20.
Order #4844 **$18.95**

Software for SINCLAIR ZX-81 and TIMEX 1000
#2399 Machine Language Monitor $9.95
#2398 Mailing List $19.95

Programming in BASIC and machine language with the ZX-81 (82) or TIMEX 1000.
Order-No. 174 (book) $ 9.95



BOOKS FOR OSI

No. 157 1. Book of Ohio	**$7.95**
No. 158 2. Book of Ohio	**$7.95**
No. 159 3. Book of Ohio	**$7.95**
No. 160 4. Book of Ohio	**$7.95**
No. 161 5. Book of Ohio	**$7.95**

#151 8K Microsoft BASIC Ref. Man.	$9.95
#152 Expansion Handbook for 6502 and 6802	$9.95
#153 Microcomputer Appl. Notes	$9.95

Complex Sound Generation
New revised applications manual for the Texas Instruments SN 76477 Complex Sound Generator.
Order # 154 **$6.95**

Small Business Programs **Order # 156**
Complete listings for the business user. Inventory, Invoice Writing, Mailing List and much more. Introduction to Business Applications. **$14.90**

I have reviewed some paint set and simulation programs in previous columns (October and November 1982), and I will discuss interactive stories, computer word games, and other types of playful exercises in the future. For the rest of this column, I will describe one program which is perhaps the best example now available of how computers offer new opportunities for play and creativity.

Pinball Construction Set

Suppose you were designing and creating a pinball game. You would have to figure out the shape of the playing area and barricades, where to put flippers, bumpers, spinners, lanes, gates, targets, and the other apparatus of these games. You would have to assign point values for when the ball hits each one, and add the essential sound effects.

Of course, good pinball games are not random arrangements. They are designed so there is a good amount of bounce, ample opportunity to use the flippers, and an appropriate amount of risk of losing the ball. There should be no places where a ball can get stuck or be caught in an endlessly repetitive pattern of bounces. The number of points scored in various ways should reflect the difficulty and likelihood of striking the various targets. Hitting all of a set of targets should yield bonus points.

And, of course, the overall design should be visually balanced and pleasing. Building such a game would require a great deal of thinking and experimenting. Certainly, a pinball construction kit would offer opportunities for creative, exploratory play comparable to those provided by other building toys.

Pinball Construction Set program, created by Bill Budge, offers all of the above possibilities and more. Once you have created a game, you can play it like any of the available video pinball games. You control the ball with the joystick. The play action feels like a real pinball game, and the movement of the ball is an excellent simulation of the real thing.

When you boot *Pinball Construction Set*, you see the screen with three types of elements. At the left is a box in the basic shape of a pinball game. At the right are pictorial representations (called *icons*) of the tools you have available – a hand, arrow, scissors, hammer, paintbrush, and others. In between are the pieces for the pinball game – flippers, bumpers, and all the rest. You construct your game, test playing it as you go. When finished, you can make a separate disk with your game, so that anyone can play it. The figure shows the screen after a game has been constructed.

You begin constructing a game by using a joystick to control the hand icon on the screen. You can move the hand to any pinball piece, press the joystick button to pick up the piece, and then move it anywhere on the game board. In the figure, the hand is shown in the middle of the board, having just placed the round bumper that is next to it.

There are a variety of pinball components available: two sizes of flippers; polygons which the ball just bounces off; bumpers which kick the ball away when they are hit; launchers which are like the spring-operated device that puts the ball into play; a ball hopper which captures balls until it holds three and then releases them all; a ball eater which makes the ball vanish; spinners; lanes; gates; rollovers; and targets – everything you need for a real pinball game.

Each time you pick up a piece, it is replaced with an identical one, so you can, if you choose, create a game with 30 pairs of flippers and 50 bumpers. The only limit is that a maximum of 128 pieces can be placed on the board. It's very unlikely you would ever want more.

Beyond Pinball

What I have described so far would make a very impressive pinball construction program, but Bill Budge has provided much more. You can change the shape of the board, and the shapes and sizes of the barricades. To do so, you simply move to the arrow tool and press the button to select it. When you select the arrow tool, knobs appear at the corners of each shape. Using the joystick, you can move the arrow tool to a knob and pull that corner out or push it in. The scissors and hammer are for removing and adding knobs so you can, for example, change a rectangle to a triangle or to a pentagon.

Another tool is the paintbrush. Pick it up, move it to the paint pot with your choice of color, and paint the board or any barricade. There is even a magnifying glass tool for very detailed painting.

Each pinball piece has an associated number of points and a sound that plays when the ball hits it. You can reset these. You can also use AND gates to link parts together for bonus points. That is, you can create effects such as: "If you hit all three of these targets, you get 10,000 bonus points."

Now for the most amazing part, which could be done only with computer pinball. You control the physics of the world in which the game is played! You can set gravity anywhere along a scale from very high to very low. Set gravity to be low, and the ball moves as if it's very light, almost like a Ping-Pong ball. Set gravity to be high, and the ball moves as if it's made of lead – it will even be difficult to shoot it into play with the launcher.

You can also change how much the ball

Pinball Construction Set

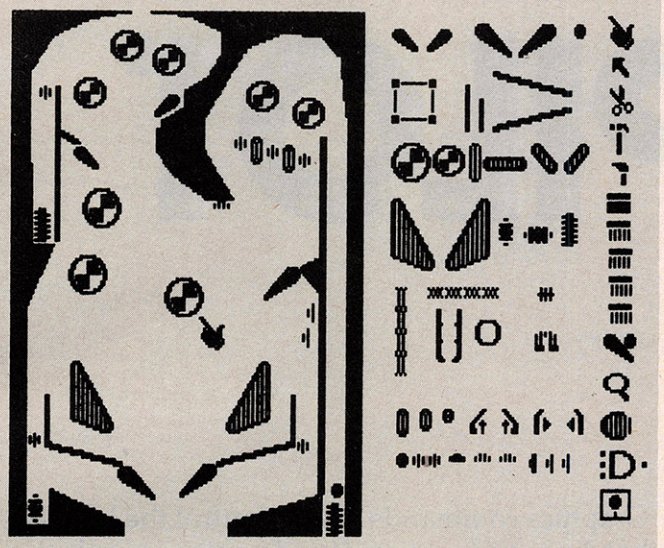

bounces and how much the bumpers kick. You can play with a lively ball and dead bumpers, a dead ball and lively bumpers, or anything in between. By experimenting with these two controls, you get a good sense of how different factors interact in a physical system.

Finally, you can set the speed. This lets you put the whole game into slow motion. The ball moves the same distance as it would otherwise, but it goes very slowly. Or you can set the game to high speed and really test your reflexes.

Pinball Construction Set is remarkably simple to use. Everything is done with the joystick, and almost everything you need to know is represented pictorially. In fact, although it runs on much less expensive machines, the program has aspects of the Lisa and other new, more powerful machines.

With its encouragement of creativity, its visual appeal, its ease of use, the complete control it provides over the world of a pinball game, its inherent physics lessons, and its great fun, *Pinball Construction Set* is a truly remarkable program. If I had to select one program to demonstrate the potential of personal computers to provide playful exercises for the mind, *Pinball Construction Set* would be the one.

I have reviewed the Apple II version of this program, and, by the time this column appears, versions for Atari, Commodore 64, and IBM PC computers will be available. The Apple II version is available from BudgeCo, 428 Pala Ave., Piedmont, CA 94611. All the versions will be available from Electronic Arts, 2755 Campus Drive, San Mateo, CA 94403. ©

More "Call-on-Me's" with

Introducing MASTER MATH for the C64



And for Vic 20 users "MASTER MATH EXAMS" (see blocks 4 & 5)

MASTER MATH

Motivation is the key.

Master Math is more than just a comprehensive software package for teaching grades 8-12 math. It's specifically designed to build and hold interest and enthusiasm so students can learn faster . . . retain more . . . and be proud and confident enough to show it.

Regardless of the student's starting level, Master Math will help develop math proficiency with:

- Easy to use operation.
- Success orientation.
- One-on-one instruction.
- Clear, concise concepts.
- High resolution color graphics.
- Imaginative games.
- Self-paced learning.
- High student interaction.

Master Math was developed by a professional math educator in the U.K. where it has been approved as a learning aide. Also, it has been tested in public and private schools in the U.S. It's received highly favorable reviews in both countries.

Master Math runs on Apple II/+/E, Commodore PET and CBM 8032. It's comprised of 6 independent discs or tapes with over 50 individual subjects. Coverage includes Algebra, Trigonometry, Geometry, Statistics and Basic Accounting. Teacher's support materials complete this valuable learning package.

To find out what motivation can mean to your math classes, fill out the coupon and mail it along with $150 for your 10 day trial. Or you can order one for only $30. But no matter which way you choose to review Master Math, if you are not thoroughly satisfied with its performance or results, return it to us for a full and cheerful refund. Telephone orders are gladly accepted. Call (207) 336-2500.

SIMPLE. PRODUCTIVE. COMPUTER SOFTWARE.

800-227-1836

PMI

P.O. BOX 87 BUCKFIELD MAINE 04220 USA 207 336 2500

I'd like to put Master Math to work in my class.
Please send me the indicated discs ☐ or cassette ☐.

Name _____ Title _____

School _____ Phone _____

Street _____

City _____ State _____ Zip _____

P.O. number _____ Visa Master Charge Exp. Date _____

Checks or money orders may be made out to PMI, Inc.

Please indicate which discs for single orders.

☐ **Master Math 1** 4 programs on Numbers, Logs, and Antilogs. $30.
☐ **Master Math 2** 7 programs on Algebra and sets. $30.
☐ **Master Math 3** 8 programs on areas and volumes. $30.
☐ **Master Math 4** Test problems. 12 programs, 26 topics. Factors, Interest Statistics, Trig., Calculus, Percents, Bases and Exponents. $30.
☐ **Master Math 5** Test problems. 12 programs, 33 topics. Algebra, Geometry, Statistics, ratios and exponents. $30.
☐ **Master Math 6** Test problems. 7 programs. 20 topics. Geometry, LCM, mappings, Fractions, Algebra, Currency. $30.
☐ **COMPLETE PACKAGE $150.00**

Check hardware ☐ Apple II/+/E ™ ☐ Commodore PET™
☐ CBM 8032™ ☐ C64™ ☐ Vic 20 (MM 4 & 5 only)

VIC PILOT

Mark Haugan

Just type in this program and you've got a completely new language you can use with your VIC: Turtle PILOT. For many applications, this language is superior to the BASIC that comes with the computer. If you're interested in a new, easy way to produce startling graphics; or in fractals and recursion; or in introducing Turtle graphics to a youngster – it's all possible with this PILOT and its high-resolution graphics capabilities. You'll need at least an 8K RAM memory expander. The Super Expander is optional.

It is difficult to exaggerate the interest and excitement being generated by Turtle Graphics and the languages, Logo and PILOT, that support it. Home-computer users, educators, mathematicians, and, of course, kids are all fascinated with "The Turtle." You need look no further than David Thornburg's "Friends of the Turtle" column in each month's COMPUTE! to see evidence of this.

However, if you are a VIC user, you may be feeling left out. Although the VIC has excellent graphics capabilities, no package of Turtle Graphics commands that fully exploit these capabilities seems to be available. The programs included with this article will provide VIC users with a PILOT interpreter and high-resolution Turtle Graphics. You must have at least 8K RAM expansion. If you also have a Super Expander, there is an extra program that will really speed things up.

The PILOT Interpreter

The PILOT interpreter included here is an extension of the core PILOT interpreter written in BASIC by Michael Tinglof (COMPUTE!, December 1982). His PILOT provides commands for displaying written information on the screen and for accepting and testing responses from the keyboard. To this core I've added a set of Turtle Graphics commands which control the location, heading, and motion of an imaginary turtle that inhabits the graphic screen.

The turtle can leave a trail as it moves around the screen. The trail forms the graphic design. The interpreter understands commands which control whether a trail is left along any particular portion of the turtle's path; its color, assuming a trail is left; and the colors of VIC's screen and border. Most people find the "Turtle" approach to graphics simpler than the "Cartesian" approach (turn on the pixel, or dot, at screen coordinate x,y) because they can imagine themselves in the place of the turtle and "walk through" a desired design as an aid to programming it.

Two versions of the interpreter are provided. Program 1 will run on a VIC with 8K or more expansion RAM added. It provides a 160x176 pixel high-resolution graphics screen and roughly 2K bytes for PILOT programs. You can, of course, add memory as you like. This version of the interpreter plots the path of the turtle point-by-point in a fashion that will be familiar to anyone who has worked with VIC's high-resolution screen. The result is a nice, sharp graphic display, but the procedure is slow – it provides *turtle* graphics in every sense of the word.

If you have the Super Expander cartridge in addition to at least 8K of expansion RAM, type in Program 1, but make the substitutions shown in Program 2. The machine language graphics routines of the Super Expander are used to overcome the speed problem of the other PILOT version. Typical Turtle Graphics programs now run in tens of seconds. Even when the turtle's path consists of an immense number of tiny steps and plotting may take a few minutes, the Super Expander version runs about twice as fast as the first. If you are planning to work with a young child with a short attention span, this extra speed

64K for VIC 20™

SELECT·A·RAM™



SELECT·A·RAM

STANDARD FEATURES

- 8K BLOCKS SELECTABLE FROM THE KEYBOARD OR BY SOFTWARE COMMAND
- TWO EXPANSION SLOTS
- WRITE PROTECTION
- RESET SWITCH
- EXPANDABLE TO 192K WITH ADDITION OF 64K EXPANSION MODULES
- COMPATIBLE WITH ROM CARTRIDGES
- ONE YEAR WARRANTY ON PARTS AND LABOR
- 15 DAY MONEY BACK GUARANTEE

SELECT-A-RAM .....**$169.**
64K EXPANSION MODULE .....**$149.**

TRADE-INS ACCEPTED
3K $5 8K$10 16K-$20

VIC 20 IS A TRADEMARK OF COMMODORE ELECTRONICS LIMITED

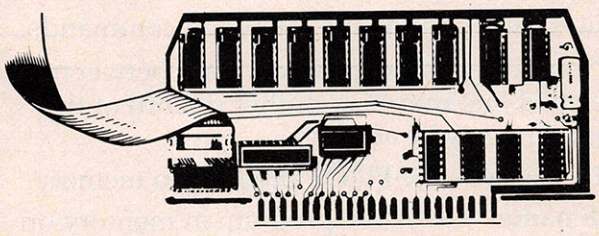

APS-52A

52K MEMORY FOR ATARI 400/800 ..... $119.00

The APS-52A memory expansion boards come assembled and tested with a 90 day warranty covering materials and workmanship. Boards come with complete documentation including operation and installation instructions and a memory test program.

16K TRADE-INS ACCEPTED $15.00

ATARI 400 AND 800 ARE TRADEMARKS OF ATARI,INC.

512-441-3202 PO BOX 43006 Austin, Tx. 78745-0001

MasterCard

APS

ADVANCED·PROCESSOR·SYSTEMS

VISA®

could be very important. For that matter, anyone wanting to experiment extensively with Turtle Graphics would probably prefer a faster turtle.

The Super Expander version provides a 160x160 pixel high-resolution graphics screen and with an 8K RAM cartridge you have, once again, roughly 2K bytes for PILOT programs.

Toward the end of this article we'll discuss a few PILOT programs to demonstrate some of the capabilities of this interpreter. But first, let's talk about the turtle commands that the interpreter understands and, also, briefly review the operation of the editor and the PILOT commands, instructions, and variable conventions that are inherited from Michael Tinglof's interpreter.

The Editor

The PILOT editor is precisely like the BASIC editor. To enter a program line, type the line number, the PILOT statement, and hit RETURN. To correct an error, move the cursor to it, type the correction, and hit RETURN. Alternatively, you may simply reenter the entire program line. As in BASIC, the editor assumes that anything entered without a line number is a command.

The Commands

The editor understands the following commands:

- **LIST xx-yy** – Lists the program lines between the specified line numbers. Either or both of the line numbers may be absent.
- **RUN** – Executes the PILOT program in memory.
- **SAVE name** – Saves the program in memory on cassette.
- **LOAD name** – Loads the program from cassette.
- **NEW** – Clears program memory.
- **BASIC** – Exits the interpreter and returns to BASIC.
- **PLIST xx-yy** – Same as the list command except that output is sent to the printer, device 4.

Note that command names may be shortened, even to a single letter. For example,

L 10-25 for **LIST 10-25**
R for **RUN.**

PILOT Instructions

PILOT statements, with the exception of labels, consist of an instruction name, an optional conditioner, a colon, and an object. The object is simply everything that follows the colon and is optional with some instructions.

The interpreter understands the following PILOT instructions:

T: The TYPE instruction prints everything in the object on the screen. This may be text or variables. For example,

```
10 T:ANGLE=#A
```

prints "ANGLE=xx" where xx is the value for the numerical variable #A. Note that no carriage return will be printed if a T: instruction is ended with a ";".

A: The ACCEPT instruction inputs a response from the user. The user must hit RETURN to complete a response. The object of an A: instruction may be a numerical or string variable, but no object is necessary. The user's response will be assigned as the variable's value if an object is given. It will be assigned to a buffer that can be used by the MATCH instruction when no object is present.

```
15 A:
20 A:$V
```

M: The MATCH instruction checks to see if certain strings are present in the contents of the Accept buffer or in a string variable. If so, the Y-conditioner flag is set. If not, the N flag is set. For example,

```
15 M:12,TWELVE,XII,1100,$0C
```

sets the Y flag if any of these representations of twelve is present in the Accept buffer, while

```
20 M:$L,SUPERIOR,MICHIGAN,HURON,ERIE,ONTA
    RIO
```

sets the Y flag if the string variable $L contains any one of these Great Lakes names.

I: The IF instruction is a nonstandard instruction implemented by Michael Tinglof to allow mathematical testing to set the Y and N flags. It can check to see if a given variable is greater than, less than, or equal to a given value or a second variable. The Y flag is set if the expression in the object of the instruction is true. Otherwise, the N flag is set. Only =, <, and > can be used in expressions. Sample instructions are

```
30 I:#N=9
35 I:#N<#L
```

J: and **U:** The JUMP and USE instructions are the analogues of BASIC's GOTO and GOSUB statements. However, either labels or line numbers may be used in PILOT to specify where in a program these instructions are to transfer control.

```
35 J:5
20 U:*SHIFT
```

E: The END instruction is the analogue of BASIC's RETURN statement. It transfers control to the program line following the last U: instruction executed by PILOT.

C: The COMPUTE instruction performs simple four-function calculations in linear order (no parentheses). The object of this instruction must be an equation specifying the value of a numerical variable. The expression on the right-hand side of the equation is evaluated and the value of the variable is set to the result.

```
15 C:#N=#G*10/#T+15
```

Note that if #R is encountered in the expression,

COMPUTE!'s First Book Of VIC

Authors: **COMPUTE!** Magazine contributors
Price: $12.95
On Sale: Now

Finally, it's VIC's turn!

Users of other popular personal computers have been enjoying their **COMPUTE! Books**: *COMPUTE!'s First Book Of PET/CBM* ...the *First Book Of Atari* ...the *Second Book Of Atari* ... *Programming The PET/CBM* ... and others.

Now, there's a book devoted exclusively to the Commodore VIC-20 computer: *COMPUTE!'s First Book Of VIC.*

The editors of **COMPUTE!** Magazine – the leading resource for the VIC-20 – gathered together the best VIC-20 articles published since the summer of 1981 and added some new material. The result is more than 200 pages of valuable information – information that goes beyond the instruction manuals. In the **COMPUTE!** tradition, it is carefully edited to be easily understood and useful for beginners and experts alike.

COMPUTE!'s First Book Of VIC is spiral-bound to lie flat, and includes ready-to-type program listings and articles such as "The Joystick Connection: Meteor Maze," "STARFIGHT3," "Train Your PET To Run VIC Programs," "Renumber BASIC Lines The Easy Way," "High Resolution Plotting," "Custom Characters For The VIC," "VIC Memory – The Uncharted Adventure," and "A Simple Monitor For The VIC."

At only $12.95, less than most computer manuals, *COMPUTE!'s First Book Of VIC* is among the best resources a VIC user can own.

v Introduction ..... Robert Lock

Chapter One: Getting Started.

3 The Story Of The VIC ..... Michael S. Tomczyk
11 Computer Genesis: From Sticks And Stones To VIC ..... Dorothy Kunkin Heller / David Thornburg
20 Super Calculator ..... Jim Butterfield
24 Large Alphabet ..... Doug Ferguson
26 Using A Joystick ..... David Malmberg
39 Extended Input Devices: Paddles And The Keyboard ..... Mike Bassman / Salomon Lederman
46 Game Paddles ..... David Malmberg

Chapter Two: Diversions – Recreation And Education.

59 The Joystick Connection: Meteor Maze ..... Paul L. Bupp / Stephen P. Drop
67 ZAP!! ..... Dub Scroggin
72 STARFIGHT3 ..... David R. Mizner
78 Alphabetizer ..... Jim Wilcox
80 Count The Hearts ..... Christopher J. Flynn

Chapter Three: Programming Techniques.

89 PRINTing With Style ..... James P. McCallister
97 Train Your PET To Run VIC Programs ..... Lyle Jordan
99 User Input ..... Wayne Kozun
103 Amortize ..... Amihai Glazer
106 Append ..... Wayne Kozun
109 Printing The Screen ..... C. D. Lane
113 The Confusing Quote ..... Charles Brannon
115 Alternate Screens ..... Jim Butterfield
119 Timekeeping ..... Keith Schleiffer
125 Renumber BASIC Lines The Easy Way ..... Charles H. Gould
127 Automatic Line Numbers ..... Jim Wilcox
129 Putting The Squeeze On Your VIC-20: Getting The Most Out Of 5000 Bytes ..... Stanley M. Berlin
141 An Easy Way To Relocate VIC Programs On Other Commodore Computers ..... Greg and Ross Sherwood

Chapter Four: Color And Graphics.

147 Kaleidoscope And Variations ..... Kenneth Knox
148 High Resolution Plotting ..... Paul F. Schatz
154 VIC Color Tips ..... Charles Brannon
157 The Window ..... Charles Brannon
160 Custom Characters For The VIC ..... David Malmberg

Chapter Five: Maps And Specifications.

173 How To Use The 6560 Video Interface Chip ..... Dale Gilbert
179 Browsing The VIC Chip ..... Jim Butterfield
186 VIC Memory – The Uncharted Adventure ..... David Barron / Michael Kleinert
189 Memory Map Above Page Zero ..... Jim Butterfield

Chapter Six: Machine Language.

195 TINYMON1: A Simple Monitor For The VIC ..... Jim Butterfield
202 Entering TINYMON1 Directly Into Your VIC-20 ..... Russell Kavanagh

211 Index

Available at computer dealers and bookstores nationwide. To order directly call TOLL FREE 800-334-0868. In North Carolina call 919-275-9809. Or send check or money order to **COMPUTE! Books**, P.O. Box 5406, Greensboro, NC 27403.

Add $2 shipping and handling. Outside the U.S. add $5 for air mail, $2 for surface mail. All orders prepaid, U.S. funds only.

its value will be set to a random number between 0 and 1.

R: The REMARK instruction is not executed. Its object may be any desired program documentation.

H: The HOME instruction clears the text screen and returns the cursor to home.

G: The GRAPHICS instruction takes as its object any of the turtle commands discussed below. For example,

```
12 G:DRAW 50
```

END This instruction stops execution of a PILOT program and returns control to the editor. It may not be abbreviated and is the only instruction that cannot be modified by a Y or N conditioner.

```
100 END
```

Conditioners: PILOT instructions can be modified by the addition of a Y or N conditioner. For example,

```
50 TY:VERY GOOD $N.
60 JN:*START
```

Y-conditioned instructions will be executed only if the Y flag is set. Similarly, N-conditioned instructions will be executed only if the N flag is set. Remember that these flags are set by MATCH and IF instructions.

Labels: These are designated by beginning a line with *. For example,

```
.
.
10 *LOOP START
.
.
25 JY:*LOOP START
.
.
```

PILOT Variables

The interpreter recognizes both string and numerical variables. String variable names consist of a $ followed by a single letter. Numerical variables are integer variables. Their names consist of a # followed by a single letter.

Turtle Commands

Each of the commands described here must be preceded by a G: instruction. Command names may be abbreviated, even to a single letter, although, as we'll see, other parts of commands such as color names may not be shortened.

CLEAR – This command sets and clears the VIC's high-resolution screen. It initializes the color of the screen to white, the border to blue, and the color of the turtle's trail to black. The CLEAR command also initializes the turtle's heading to zero degrees, north, and its location to center screen, X and Y coordinates (0,0). The CLEAR command must be the first in any graphics routine.

```
G:CLEAR
GY:C
```

TURN – The TURN command is followed by a number or a numeric variable. The number or the value of the variable is the number of degrees added to the turtle's current heading. A positive value turns the turtle clockwise.

```
G:TURN -270
G:T #A
```

TURNTO – This command sets the turtle's heading to the specified angle. The word TURN in TURNTO may be abbreviated, but TO must be included at the end of any abbreviation of TURNTO. For example,

```
G:TURNTO 90
G:TTO #A
```

DRAW – The DRAW command moves the turtle the specified distance along its current heading. The turtle will leave a trail if its pen is down (see the PEN command below). When using the Super Expander version, program execution will cease and you will receive a warning message if you attempt to DRAW off screen. With the other version, the turtle will proceed off screen. You will receive a message informing you that the turtle left the screen at some point during program execution when you return to text mode.

```
G:DRAW 50
G:D #L
```

GO – The GO command moves the turtle the specified distance along its current heading without leaving a trail. The command is equivalent to DRAW with PEN UP.

```
GN:GO 45
G:G #D
```

GOTO – This command moves the turtle to the specified screen coordinates without changing its heading. The X and Y coordinates are separated by a comma in the GOTO statement. The range of X coordinates on the screen is -106.65 to 108, and the range of Y coordinates is -87 to 88. When using the Super Expander interpreter, the Y coordinates are -79 to 80.

```
G:GOTO #X,#Y
G:GTO -15,35
```

PEN – The PEN command controls the color of the turtle's trail on the screen. With the VIC, it is possible to use several pen colors on a single graphics display. Allowed color names are BLACK, WHITE, RED, CYAN, PURPLE, GREEN, BLUE, and YELLOW. If the PEN command is followed by the word ERASE, the pen color is set to the screen's current color. The PEN command may also be followed by the words UP and DOWN. PEN UP causes DRAW commands to move the turtle without leaving a trail. PEN DOWN returns the pen to normal. Note that color names and the other pen control words may not

be abbreviated.

```
G:PEN GREEN
G:P DOWN
```

SCREEN – This command changes the color of the graphics screen without clearing it. The same colors are available as for the PEN command.

```
G:SCREEN RED
G:S CYAN
```

BORDER – This command controls the color of VIC's screen border. Once again, the colors already mentioned are available.

```
G:BORDER YELLOW
G:B RED
```

QUIT – The QUIT command returns the text screen. When this command is encountered, the graphics screen will be held until you enter Q from the keyboard. This lets you control the amount of time you spend admiring your turtle handiwork.

In general, QUIT *must* be the final command of a graphics routine. The only exception occurs when the turtle is sent along an infinite path (it may loop back on itself). In this case a QUIT command would never be reached, and you exit graphics mode by hitting @.

```
G:QUIT
GY:Q
```

One structure that occurs frequently in Turtle Graphics programs is a sequence of DRAW and TURN commands. This is done to draw polygons of various types. The interpreter understands one compound command that performs this task easily.

```
G:xx(DRAW yy;TURN zz)
```

xx must be an integer. yy and zz may be integers or integer variables as for single DRAW and TURN commands. For example,

```
G:9(D 50;T 160)
G:5(DRAW #L;TURN 72)
```

Program Operation

All of VIC's internal memory is required to produce the high-resolution screen for Turtle Graphics. For this reason, the start of BASIC must be moved to location 8192, the beginning of BLK1 of expansion RAM, before loading and running either version of the interpreter. This is accomplished by typing in this direct statement before doing anything else:

```
POKE 44,32:POKE 642,32:POKE 8192,0:NEW
```

The interpreter takes up about 5K of RAM memory, and 1K is required for system initialization. So, with 4K allocated to screen and programmable character memory, you can see why there is only 2K left for PILOT programs on an 8K-expanded VIC. Note that the maximum allowable number of PILOT program lines is contained in the variable M in line 6 of the interpreter. This number may be changed.

To stop any PILOT program you simply hit the @ key. If you are in graphics mode, the text screen will automatically return. Note that the @ is accepted only when execution of the current PILOT program line has been completed. If this line should be, for example, a long turtle loop like

```
G:180(D 1;T 2)
```

there will be a noticeable delay before the program halts.

If for any reason the program returns to BASIC, you may reenter the interpreter without losing the current PILOT program by typing GOTO 11 and hitting RETURN. This means that you may hit RUN/STOP and RESTORE to regain control if the interpreter "locks up " (if, for example, you forget a G:QUIT statement and get stuck with the graphics display on screen). You then type GOTO 11 and hit RETURN to resume work on your program.

When loading PILOT programs (if the NEW command has not been given) the current program and the new one are merged. If you wish to operate the interpreter with disk rather than cassette storage, the following program changes are required:

```
41 OPEN1,8,2,R$+",S,W":PRINT"SAVING "R$
45 OPEN1,8,2,R$+",S,R":PRINT"LOADING "R$
```

In addition, to save a program on drive 0 the syntax of the SAVE command must be altered to

```
SAVE 0:name
```

The following error codes may be generated when a PILOT program is run:

1. Illegal variable name
2. Unknown label
3. Stack overflow (too many USES)
4. Stack empty (an E: without a USE)
5. Bad format
6. Division by zero
7. Numerical variable out of range (magnitude greater than 32767)
8. CLEAR not the first graphic command

Finally, it should be remarked that the PILOT interpreter is not as indifferent about spaces scattered through program lines as the BASIC interpreter is. The PILOT interpreter will remove spaces before a line number or a command and will remove extra spaces between line numbers and instruction names. However, extra spaces elsewhere in a program line may confuse the interpreter. Also, spaces as shown in the sample commands are *necessary*. For example, there must be a space between DRAW and #L in

```
50 G:DRAW #L
```

Sample Turtle Graphics Programs

The three sample programs here serve to demonstrate the graphics capabilities of this PILOT interpreter. There's a little something for everyone: a typical turtle pattern made of shifted and rotated squares, a picture for the kids, and a recursive binary tree program for the mathematically minded. Although no abbreviations are used in Program 3 (to make it easy to follow), they are included in the other two programs to demonstrate their use.

"Pretty Pattern" (Program 3) draws a picture that is typical of turtle designs made up of simple polygons. In this case the polygons are squares, and they are shifted and rotated relative to each other to form the design. A star is formed by the overlapping squares at the center of the pattern. After drawing six squares, the turtle returns to its initial location and heading. The program is written so that the turtle loops around its six-square path again and again, forever. As a result, no G:QUIT and END statements are needed. Exit the program by hitting the @ key. It only takes about 20 seconds for the "fast" (Super Expander) turtle to make its way around the design.

Program 4, "Teddy Bear," is fun for children. Fairly rough circles are used in the design to reduce the time for drawing to 90 seconds with the "fast" turtle. When the program reaches the G:QUIT statement in line 29, execution will halt until you hit the "Q" key. Note that it is quite easy to turn this bear into a rabbit by designing ears made using two quarter circles for each ear.

Finally, for those of you who are interested in recursion, Program 5, "Recursive Tree," draws a simple binary tree. The way in which the tree is drawn by the procedure *BRANCH is of particular interest. This procedure calls itself repeatedly. To understand how this is done using only global variables, it is helpful to study the listing and to run the program. When you run it, select final branch level 1, then level 2, and so on to see the order in which the branches are drawn. The VIC's screen resolution produces nice pictures of the tree up to level 5 and even level 6.

Further Suggestions

My goal while developing this PILOT interpreter was to make Turtle Graphics available on a VIC with only 8K bytes of expansion RAM added. I have "crunched" the program to achieve this goal (the few REMs scattered through the listings are to keep the line numbers of the two versions of the interpreter aligned), but there are a few features I simply could not squeeze in. If you have more memory and the inclination, you might want to extend the program.

I regret not being able to include the capability for mixing text and graphics on the high-resolution screen. This means that you really cannot run a program like VISITURT ("Friends of the Turtle," COMPUTE!, April 1982) which makes the turtle interactive. The necessary prompts cannot be written onto the graphics screen.

This is unfortunate because an interactive turtle would be very nice for children to work with. It would, however, be fairly simple to add a mixed text-graphics mode, if you have access to the Super Expander command CHAR. Other possible additional features include adding a SOUND command like the one in Atari PILOT or the ability to use VIC's multicolor mode.

Program 1: PILOT Interpreter

```
0 GOTO4
1 I$=""
2 SYS820:IFPEEK(0)=13THENRETURN
3 I$=I$+CHR$(PEEK(0)):GOTO2
4 POKE36866,150:POKE36869,240:POKE648,30
5 FORJ=217TO228:POKEJ,158:NEXT:FORJ=229T
  O250:POKEJ,159:NEXT
6 CLR:M=200:DIMS%(9),N%(26),S$(26),L$(M)
  ,C$(17),G$(7),B$(10)
7 PRINT"{CLR}{BLK} **** PILOT V2.1 ****"
  :FORX=820TO825:READZ:POKEX,Z:NEXT:FORX
  =0TO17
8 READC$(X):NEXT:FORX=0TO7:READG$(X):NEX
  T:FORX=0TO10:READB$(X):NEXT:DATA32,207
  ,255,133
9 DATA0,96,LIST,RUN,SAVE,LOAD,NEW,BASIC,
  PLIST,T,J,E,U,M,C,A,I,H,R,G,CLEAR,QUIT
  ,TURN
10 DATADRAW,GO,PEN,SCREEN,BORDER,BLACK,W
   HITE,RED,CYAN,PURPLE,GREEN,BLUE,YELLO
   W,ERASE,UP
11 PRINT"{DOWN}PILOT.":DATADOWN
12 GOSUB1:PRINT:IFASC(I$)=32ANDLEN(I$)=1
   THEN12
13 IFLEFT$(I$,1)=" "THENI$=MID$(I$,2):GO
   TO13
14 L=VAL(I$):IFL<>0THEN23
15 L=1:H=M:R$="":FORX=1TOLEN(I$):IFMID$(
   I$,X,1)<>" "THENNEXT:GOTO21
16 R$=MID$(I$,X+1):I$=LEFT$(I$,X-1)
17 L=VAL(R$):H=L:FORX=1TOLEN(R$):IFMID$(
   R$,X,1)<>"-"THENNEXT:GOTO19
18 L=VAL(LEFT$(R$,X-1)):H=VAL(MID$(R$,X+
   1))
19 IFL=0THENL=1
20 IFH=0THENH=M
21 FORX=0TO6:IFI$<>LEFT$(C$(X),LEN(I$))T
   HENNEXT:PRINT"UNKNOWN COMMAND.":GOTO1
   1
22 ONX+1GOTO32,51,41,45,49,50,31
23 IFL>MTHENPRINT"LINE NUMBER OUT OF RAN
   GE.":GOTO11
24 X=LEN(STR$(L)):X$=MID$(I$,X):IFX$=""T
   HENL$(L)="":GOTO12
25 IFLEFT$(X$,1)=" "THENX$=MID$(X$,2):GO
   TO25
26 X=3:IFMID$(X$,2,1)<>":"THENX=4:IFMID$
   (X$,3,1)<>":"THENL$(L)=X$:GOTO12
27 FORZ=7TO17:IFLEFT$(X$,1)<>C$(Z)THENNE
   XT:PRINT"ILLEGAL COMMAND.":GOTO11
28 IFMID$(X$,2,1)="Y"THENZ=Z+13
29 IFMID$(X$,2,1)="N"THENZ=Z+26
```

```
30 L$(L)=CHR$(Z-6)+MID$(X$,X):GOTO12
31 OPEN1,4:GOTO33
32 OPEN1,3
33 FORX=LTOH:IFL$(X)=""THEN39
34 X$=":":Z=ASC(L$(X)):IFZ>40THENX$=LEFT
   $(L$(X),1):GOTO38
35 IFZ>26THENZ=Z-26:X$="N"+X$
36 IFZ>13THENZ=Z-13:X$="Y"+X$
37 X$=C$(Z+6)+X$
38 PRINT#1,X;X$;MID$(L$(X),2)
39 GETX$:IFX$<>""THENCLOSE1:GOTO11
40 NEXT:CLOSE1:GOTO11
41 OPEN1,1,1,R$:PRINT"SAVING "R$
42 FORX=1TOM:IFL$(X)=""THEN44
43 PRINT#1,X;CHR$(13)CHR$(34)L$(X)CHR$(3
   4)CHR$(13);
44 NEXTX:CLOSE1:GOTO11
45 OPEN1,1,0,R$:PRINT"LOADING "R$
46 INPUT#1,X:IFSTTHEN48
47 INPUT#1,L$(X):IFST=0THEN46
48 CLOSE1:GOTO11
49 GOTO6
50 PRINT"{DOWN}EXITING TO BASIC....":END
51 L=0:FORX=1TO26:N%(X)=0:S$(X)="":NEXT:
   P=0:F%=0
52 L=L+1:IFL=>MORL$(L)="END"THEN11
53 GETX$:IFX$="@"ANDCQ%=0THEN11
54 IFX$="@"ANDCQ%=1THENGOSUB127:GOTO11
55 IFL$(L)=""THEN52
56 X=ASC(L$(L)):IFX>40THEN52
57 IFX>26THENX=X-26:IFF%=1THEN52
58 IFX>13THENX=X-13:IFF%=0THEN52
59 C$=MID$(L$(L),2)
60 ONXGOTO62,73,76,71,78,85,101,106,115,
   52,116
61 PRINT"ERROR #"E"IN LINE"L:GOTO11
62 Z=0:IFRIGHT$(C$,1)=";"THENZ=1:C$=LEFT
   $(C$,LEN(C$)-1)
63 FORX=1TOLEN(C$):X$=MID$(C$,X,1):IFX$=
   "#"THEN67
64 IFX$="$"THEN68
65 PRINTX$;:NEXT:IFZ=0THENPRINT
66 GOTO52
67 GOSUB69:X$=STR$(N%(Y)):GOTO65
68 GOSUB69:X$=S$(Y):GOTO65
69 X=X+1:Y=ASC(MID$(C$,X,1))-64:IFY<1ORY
   >26THENE=1:GOTO61
70 RETURN
71 IFP>8THENE=3:GOTO61
72 P=P+1:S%(P)=L
73 IFVAL(C$)<>0THENL=VAL(C$)-1:GOTO52
74 FORX=1TOM:IFC$<>L$(X)THENNEXT:E=2:GOT
   O61
75 L=X:GOTO52
76 IFP=0THENE=4:GOTO61
77 L=S%(P):P=P-1:GOTO52
78 X=1:C$=C$+",":X$=AC$:IFLEFT$(C$,1)="$
   "THENGOSUB83
79 FORZ=XTOLEN(C$):IFMID$(C$,Z,1)<>","TH
   ENNEXT
80 Z$=MID$(C$,X,Z-X):FORY=1TOLEN(X$):IFM
   ID$(X$,Y,LEN(Z$))=Z$THENF%=1:GOTO52
81 NEXT:IFZ<LEN(C$)THENX=Z+1:GOTO79
82 F%=0:GOTO52
83 Y=ASC(MID$(C$,2))-64:IFY<1ORY>26THENE
   =1:GOTO61
84 X$=S$(Y):X=4:RETURN
85 A=3:Z=0:X$="":IFLEFT$(C$,1)<>"#"ORMID
   $(C$,3,1)<>"="THENE=5:GOTO61
86 Y=1:X$=MID$(C$,A,1):A=A+1:IFMID$(C$,A
   ,1)="-"THENA=A+1:Y=-1
87 IFMID$(C$,A,1)<>"#"THENY=Y*VAL(MID$(C
   $,A)):A=A+LEN(STR$(Y))-1:GOTO91
88 X=ASC(MID$(C$,A+1))-64:IFX<1ORX>26THE
   NE=1:GOTO61
89 IFX=18THENY=Y*RND(1):GOTO91
90 Y=Y*N%(X):A=A+2
91 IFX$="="THENZ=Y
92 IFX$="-"THENZ=Z-Y
93 IFX$="+"THENZ=Z+Y
94 IFX$="/"ANDY=0THENE=6:GOTO61
95 IFX$="*"THENZ=Z*Y
96 IFX$="/"THENZ=Z/Y
97 IFA<=LEN(C$)THEN86
98 X=ASC(MID$(C$,2))-64:IFX<1ORX>26THENE
   =1:GOTO61
99 IFZ>32767ORZ<-32767THENE=7:GOTO61
100 N%(X)=Z:GOTO52
101 IFC$=""THENGOSUB1:AC$=I$:PRINT:GOTO5
   2
102 X=ASC(MID$(C$,2))-64:IFX<1ORX>26THEN
   E=1:GOTO61
103 GOSUB1:Z=VAL(I$):PRINT:IFLEFT$(C$,1)
   ="#"THENN%(X)=Z
104 IFLEFT$(C$,1)="$"THENS$(X)=I$
105 GOTO52
106 IFLEFT$(C$,1)<>"#"THENE=5:GOTO61
107 X=ASC(MID$(C$,2))-64:IFX<1ORX>26THEN
   E=1:GOTO61
108 A=N%(X):X$=MID$(C$,3,1):IFMID$(C$,4,
   1)<>"#"THENX=VAL(MID$(C$,4)):GOTO111
109 X=ASC(MID$(C$,5))-64:IFX<1ORX>26THEN
   E=1:GOTO61
110 X=N%(X)
111 F%=0:IFX$="<"ANDA<XTHENF%=1
112 IFX$=">"ANDA>XTHENF%=1
113 IFX$="="ANDA=XTHENF%=1
114 GOTO52
115 PRINT"{CLR}";:GOTO52
116 Y=0:FORZ=1TOLEN(C$):IFMID$(C$,Z,1)<>
   " "THENNEXT:GOTO121
117 R$=MID$(C$,Z+1):C$=LEFT$(C$,Z-1):IFR
   IGHT$(C$,2)="TO"THENY=1:C$=LEFT$(C$,
   LEN(C$)-2)
118 FORZ=1TOLEN(R$):X$=MID$(R$,Z,1):IFX$
   <>","ANDX$<>";"THENNEXT:GOTO121
119 IFX$=";"THEN130
120 X$=LEFT$(R$,Z-1):R$=MID$(R$,Z+1)
121 FORZ=0TO7:IFC$<>LEFT$(G$(Z),LEN(C$))
   THENNEXT:GOTO126
122 IFCQ%=0ANDZ<>0THENE=8:GOTO61
123 IFZ=2ANDY=1THEN167
124 IFZ=4ANDY=1THEN168
125 ONZ+1GOTO139,142,145,147,157,158,163
   ,165
126 GOSUB127:PRINT"UNKNOWN GRAPHICS":PRI
   NT"COMMAND IN LINE ";L:GOTO11
127 CQ%=0:POKE36864,5:POKE36866,150:POKE
   36867,46:POKE36869,240:POKE36879,27
128 IFOS%=1THENPRINT"*PLOT WENT OFF SCRE
   EN"
129 PRINT"{CLR}{BLK}";:RETURN
130 D=VAL(C$):Y=LEN(STR$(D)):C$=MID$(C$,
   Y+1):IFD<=0THEN126
131 IFC$<>LEFT$(G$(3),LEN(C$))THEN126
132 FORZ=1TOLEN(R$):IFMID$(R$,Z,1)<>";"T
   HENNEXT:GOTO126
133 C$=LEFT$(R$,Z-1):X$=MID$(R$,Z+1)
```

```
134 FORZ=1TOLEN(X$):IFMID$(X$,Z,1)<>" "T
    HENNEXT:GOTO126
135 R$=MID$(X$,Z+1):X$=LEFT$(X$,Z-1):IFX
    $<>LEFT$(G$(2),LEN(X$))THEN126
136 X$=R$
137 R$=C$:GOTO147
138 R$=X$:GOTO145
139 CQ%=1:UD%=0:OS%=0:POKE36864,7:POKE36
    866,148:POKE36867,23
140 POKE36869,252:POKE36879,30:CO=0:SC=2
    :BC=6:AN=0:X0=0:Y0=0
141 FORI=0TO219:POKE7680+I,I:NEXT:FORI=4
    096TO7615:POKEI,0:NEXT:GOTO52
142 GETX$:IFX$<>"Q"THEN142
143 REM
144 GOSUB127:GOTO52
145 GOSUB169:AN=AN+Z:D=D-1:IFD>0THEN137
146 D=0:GOTO52
147 GOSUB169:IFZ<0THEN126
148 TH=(90-AN)*3.1415926/180
149 FORY=0TOZ:XG=X0+Y*COS(TH):YG=Y0+Y*SI
    N(TH):IFUD%=0THENGOSUB152
150 NEXT:X0=XG:Y0=YG:IFD>0THEN138
151 GOTO52
152 U=INT((XG+106.65)/1.35+.5):V=88-INT(
    YG+.5)
153 CH=INT(V/16)*20+INT(U/8):RO=(V/16-IN
    T(V/16))*16
154 IFCH<0ORCH>220ORXG<-106.65ORXG>108TH
    ENOS%=1:RETURN
155 BY=4096+16*CH+RO:BI=7-(U-INT(U/8)*8)
156 POKE38400+CH,CO:POKEBY,PEEK(BY)OR(2↑
    BI):RETURN
157 GOSUB169:TH=(90-AN)*3.14159265/180:X
    0=X0+Z*COS(TH):Y0=Y0+Z*SIN(TH):GOTO5
    2
158 FORZ=0TO10:IFR$<>B$(Z)THENNEXT:GOTO1
    26
159 IFZ<8THENCO=Z:GOTO52
160 IFZ=8THENCO=SC-1:GOTO52
161 IFZ=9THENUD%=1:GOTO52
162 IFZ=10THENUD%=0:GOTO52
163 FORZ=0TO7:IFR$<>B$(Z)THENNEXT:GOTO12
    6
164 SC=Z+1:POKE36879,SC*16+BC-8:GOTO52
165 FORZ=0TO7:IFR$<>B$(Z)THENNEXT:GOTO12
    6
166 BC=Z:POKE36879,SC*16+BC-8:GOTO52
167 GOSUB169:AN=Z:GOTO52
168 GOSUB169:Y0=Z:R$=X$:GOSUB169:X0=Z:GO
    TO52
169 Z=VAL(R$):IFZ<>0ORR$="0"THEN173
170 IFLEN(R$)<>2ORLEFT$(R$,1)<>"#"THENE=
    1:GOSUB127:GOTO61
171 Y=ASC(RIGHT$(R$,1))-64:IFY<0ORY>26TH
    ENE=1:GOSUB127:GOTO61
172 Z=N%(Y)
173 RETURN
```

Program 2: Changes For Super Expander

```
4 GRAPHIC0:COLOR1,3,0,0
5 REM
127 CQ%=0:GRAPHIC4:COLOR1,3,0,0:SCNCLR:RE
    TURN
128 REM
129 REM
139 CQ%=1:UD%=0:OS%=0:GRAPHIC2:COLOR1,6,0
    ,0:SCNCLR:CO=0:SC=1:BC=6:AN=0:X0=0:Y
    0=0:GOTO52
140 REM
141 REM
143 GOSUB127:IFOS%=1THEN11
144 GOTO52
147 GOSUB169
148 REM
149 REM
150 TH=(90-AN)*3.1415926/180:XG=X0+Z*COS(
    TH):YG=Y0+Z*SIN(TH):IFUD%=0THENGOSUB
    154
151 IFOS%=1THEN:CHAR18,0,"OFF SCREEN AT L
    INE{2 SPACES}"+STR$(L)+" : HIT Q":GO
    TO142
152 X0=XG:Y0=YG:IFD>0THEN138
153 GOTO52
154 IFY0<-79ORYG<-79ORY0>80ORYG>80ORX0<-1
    06ORXG<-106ORX0>108ORXG>108THENOS%=1
    :RETURN
155 U0=1023*(X0+106.65)/(1.35*159):V0=102
    3*(80-Y0)/159:U=1023*(XG+106.65)/(1.
    35*159)
156 V=1023*(80-YG)/159:DRAW1,U0,V0TOU,V:R
    ETURN
159 IFZ<8THENCO=Z:REGIONZ:GOTO52
160 IFZ=8THENCO=SC:REGIONCO:GOTO52
164 SC=Z:COLORZ,BC,CO,0:GOTO52
166 BC=Z:COLORSC,Z,CO,0:GOTO52
```

Program 3: Pretty Pattern

```
1 *PRETTY PATTERN
2 G:CLEAR
3 G:SCREEN RED
4 G:GO 13
5 G:TURN 60
6 G:GO -17
7 U:*SHIFT SQUARE
8 J:7
10 *SHIFT SQUARE
11 G:GO 17
12 G:TURN 60
13 G:4(DRAW 60;TURN 90)
14 E:
```

Program 4: Teddy Bear

```
1 *TEDDY BEAR
2 G:C
3 G:TTO -90
4 I:#C=2
5 JY:*FACE
6 U:*1/3 BIG CIRCLE
7 U:*LOCATE FOOT/EAR
8 U:*FOOT/EAR
9 U:*LOCATE FOOT/EAR
10 U:*1/3 BIG CIRCLE
11 U:*LOCATE FOOT/EAR
12 U:*FOOT/EAR
13 U:*LOCATE FOOT/EAR
14 U:*1/3 BIG CIRCLE
15 G:T 180
16 C:#C=#C+1
17 J:4
18 *FACE
19 G:GTO 7,30
20 G:TTO 0
21 U:*EYE
22 G:GTO -7,30
23 G:T 180
24 U:*EYE
```

```
25 G:GTO Ø,22
26 G:4(D 1;T 9Ø)
27 G:GTO 12,2Ø
28 G:1Ø(D 4;T 18)
29 G:Q
3Ø END
35 *1/3 BIG CIRCLE
36 G:15(D 4;T 8)
37 E:
4Ø *FOOT/EAR
41 G:2Ø(D 4;T 18)
42 E:
45 *EYE
46 G:15(D 2;T 24)
47 E:
5Ø *LOCATE FOOT/EAR
51 G:T 9Ø
52 G:G 6
53 G:T 9Ø
54 E:
```

Program 5: Recursive Tree

```
1 *RECURSIVE TREE
2 H:
3 T:FINAL BRANCH LEVEL ?
4 A:#L
5 G:C
6 C:#B=64
7 G:G -64
8 U:*BRANCH
9 G:Q
1Ø END
15 *BRANCH
16 I:#L=Ø
17 JY:3Ø
18 G:D #B
19 C:#B=#B/2
2Ø C:#L=#L-1
21 G:T -45
22 U:*BRANCH
23 G:T 9Ø
24 U:*BRANCH
25 G:T -45
26 C:#B=#B*2
27 C:#L=#L+1
28 C:#A=-#B
29 G:G #A
3Ø E:
```

©

VIC-20 and Commodore 64

ADVENTURES

BANSHEE CASTLE
An unbelieveable adventure that will try your patience. But intelligence, persistance and stamina pays off. An action-packed game that keeps you on edge.
VIC 16K Reqd. $19.95
C-64

MAGGIE
(Artificial Intelligence)
Have a relationship with your computer thats hard to believe. Discuss it with "Maggie"
VIC 16K Reqd. $19.95
C-64

WHO-DUN-IT?
Mystery-lover's delight.
How's your analytical mind?
If you have any logic...this is the game for you.
VIC 16K Reqd. $19.95
C-64

SCRAMBLERS?
We have it. The ultimate challenge in word scramble. 3 games on one tape.
Test your skill & knowledge.
No exp. req. VIC C-64 $19.95

ORDER ALL 4 FOR 70.⁹⁵
CHECK OR MONEY ORDER
ADD $1.50 FOR P & H

RAMIAK
PERSONAL COMPUTING DIVISION
CUSTOM SOFTWARE

3133 South Nucla Street
Aurora, Colroado 80013
303 / 690-3088

DEALER INQUIRIES INVITED.

MAGIC MOTHER VIC-20* SIX SLOT BUS EXPANDER

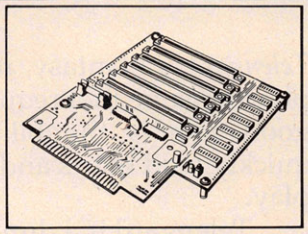

- Accepts any VIC-20 compatible cartridges
- Write enable / disable control for each slot
- Illustrated assembly and operation guide
- RAMs retain contents even when deselected
- Fully compatible with cartridges up to 32K
- Reconfigurable slots for maximum ease of use
- Allows remapping cartridges without modifying them
- Allows systems of up to 40K RAM – up to 29K RAM in BASIC
- Operates from VIC-20 power supply, or, from optional on board power supply (not included)
- 6 cartridge slots
- Bus line buffers
- System reset button
- Fused to protect VIC-20
- Gold plated connectors
- 6 no-mar feet for solid support
- Power indicator
- Expansion connection at rear
- Special features for experimenters
- 90 day limited warranty

Bare board $42.95, Kit $84.95, Assembled and tested $97.95

Write for quantity discounts. Add $3 for shipping & handling. Ohio residents add 5 1/2 %.
Check or money order only. Personal checks allow 2 weeks to clear. Dealer inquiries invited.

XENTEK

XENTEK Corporation, P.O.Box 411, Xenia, OH 45385

* VIC-20 is a trademark of Commodore Business Machines, Inc.

VIC-20 OWNERS!!!

COPY CARTRIDGES TO TAPE

ONLY $11.95

NOW YOU CAN MAKE TAPE COPIES OF YOUR EXPENSIVE CARTRIDGE PROGRAMS AND LEARN:

1 EASY TO TYPE 8 LINE COPY&LOAD PROGRAMS FOR PLUG IN CARTRIDGES
2 HOW TO ADD POWER&RESET SWITCHES TO YOUR INEXPENSIVE EXP. BOARD
3 HOW TO COPY MOST "COPYGUARDED" TAPE PROGRAMS
* REQUIRES 8K RAM+EXPANSION BOARD FOR MOST PLUG IN CARTRIDGES
* FOR ARCHIVAL USE ONLY

INFO PACKET #1

JEAN LAFITTE SOFTWARE INC.
P.O. BOX 8578
NEW ORLEANS, LA. 70182

VIC-20® SOFTWARE!

DR. FLOYD™ $14.95

Psychoanalysis by computer? Well, not quite, but Dr. Floyd will carry on a conversation with you using psychoanalytical techniques that give the appearance of artificial intelligence. Requires 16k RAM or more.

WORDPLAY™ $14.95

WORDPLAY is a collection of programs which allows the user to make original stories, write a form of Japanese poetry, play the fun game of "Animal" (which children love!) and create jargon. A bonus secret message (cypher) program is a also included. In a word, WORDPLAY is a "BARGAIN"! Requires 16k RAM or more.

TYPE FOR YOUR LIFE™ $14.95

With more challenge than an arcade game, learn to type 75 or more words per minute. Speed is User Selectable, but NO FOOLING AROUND allowed! Text is WIDELY VARIED since it comes from the program tape. Action color graphics with sound fix your eyes on the screen and away from your fingers. Your man rows his boat up the screen as fast as you can type. Maintain speed and he'll destroy the sea monster, but if you slow down - ZAP!, he'll GET YA! Runs on unexpanded VIC.

Apropos Technology is proud to offer these fine educational and entertaining programs for your VIC-20! Each program comes fully-tested on a high quality cassette. Replacement, if necessary, is guaranteed to original purchaser. Prices shown include shipping charges.

More Software Coming!

VIC-20® is a registered trademark of Commodore Int'l

Contact Your Local Dealer.

Or Send Check or Money Order For the Total
Calif. residents add 6% tax.

Phone orders: Call **(805) 482-3604**

Foreign orders, add $8.00

All items shipped from stock.

DEALER INQUIRIES WELCOME

350 N. Lantana Avenue, Suite 821
Camarillo, CA 93010

APROPOS TECHNOLOGY

"CARD/?" (CARD PRINT)

****

UNIVERSAL CENTRONICS PARALLEL PRINTER INTERFACE FOR THE VIC-20®

Now you can use any parallel printer with your VIC-20®. And you don't have to give up the use of your user port (MODEM), or change to special printer commands, or load any special software driver programs to do it.

- Outputs standard ASCII codes to the printer.
- Plugs in the VIC-20® printer serial i/o port.
- Understands all standard VIC-20® print commands.
- No modification to your VIC-20®.
- No special programs required.
- Includes all necessary cables to hook up a standard printer using centronics parallel input.
- MADE IN THE U.S.A.

The "CARD/?" is a product of CARDCO, Inc.

$76.00

COMPU SENSE

TO ORDER:
P.O. BOX 768
WICHITA, KS 67201
(316) 263-1095

AMERICAN EXPRESS® VISA MasterCard

Handling charges $3.00
C.O.D. (Add $2.00)
Personal checks allow 3 week delivery
VIC-20® is a registered trademark of Commodore
Prices subject to change

Telengard

Tony Roberts
Assistant Managing Editor

Telengard is a fantasy, role-playing game that requires a good memory, the ability to think quickly, and hours and hours to play.

Telengard is a dungeon, 50 levels deep. It is littered with treasures and crawling with monsters. Your purpose is to enter the dungeon, gather treasures, gold, and experience, and come out alive. You encounter monsters and traps, fall into pits, and wander into teleportation chambers that send you who knows where. You have your strength, your magic, and your wits to help you survive.

This Dungeon-and-Dragons-like game, which is both complicated and intriguing, is available from Avalon Hill for the Atari, Apple, PET, and Commodore 64 computers. It plays the same on any computer, but the 64 version, with its graphic representation of the monsters and dungeon hazards, has the most flair.

Telengard's complexity is indicated by the 24-page instruction manual, most of which is spent explaining what you'll encounter in the dungeon and how to cope with it. Learning the features of the dungeon, the characteristics of the creatures that inhabit it, and the weapons and magic at your disposal is crucial to the game.

Another complicating factor is time. On each of your moves, you have a limited amount of time (about five seconds) to decide how to proceed. The world of Telengard does not stop if you are indecisive. If you fail to initiate action, the forces of the dungeon will choose a path for you.

The Characters

You are the adventurer in *Telengard*, and every time you play, you are endowed with different characteristics, each of which affects your performance in the dungeon.

These characteristics are: strength, which determines your success during combat; intelligence, which has a bearing on how well you cast magical spells; wisdom, which governs your ability to cast healing spells and to successfully use spells on "undead" creatures; constitution, a factor directly related to how much injury you can sustain in battle; dexterity, a measure of your ability to run when necessary; and charisma, which affects the way some creatures react to you.

When you begin your descent into the dungeon, you are a Level 1 adventurer. As you accumulate experience, gained by successfully fighting monsters and collecting gold, you advance to higher levels, giving you the stamina needed to carry you further into the maze of tunnels, as well as a larger array of spells to help you out of tight spots.

Monsters And Spells

There are 20 monsters in *Telengard*, each dangerous in its own way. Some are living monsters, fighters, elves, and dragons, for example, and others are undead. These undead creatures – mummies, wraiths, and specters, among others – require an entirely different approach in battle.

Each monster has its quirks, and, like each character, monsters have levels. A Level 1 Kobold may not be much to fear, but for a Level 1 adventurer, a Level 23 Kobold can be a handful. The outcome of your encounters with the monsters depends on the combination of the monster's level, its characteristics, your character's attributes, and how you choose to fight the monster.

There are 36 spells available to *Telengard* adventurers. At the start of a game, a character can use the first six. Access to the others is reserved for more experienced characters. Among the spells are Magic Missiles, Invisibility, Continual Light, Finger of Death, and Wall of Fire. Some spells can be used only in battle; others are "duration spells" that give an adventurer extra power for several turns.

The Dungeon

Once the game begins, you find yourself deposited in the dungeon, directly below an inn, a place you'll return to often – if you can remember where it is. On the right side of the screen is a report showing your character's attributes, your collection of treasures, your gold, and your experience points.

You play this adventure in a series of two-part turns. Part one is the action phase in which you decide whether to move or stay put. If you move, the dungeon's maze is redrawn around you, and you're thrown into the

PRO SPORTS STATS

LET YOUR HOME COMPUTER GIVE YOU "THE WINNING EDGE"

IT'S 100% GUARANTEED
IT WORKS OR YOU DON'T PAY

LET YOUR HOME COMPUTER HELP YOU PICK SUNDAY'S WINNERS ON SATURDAY.

AVAILABLE NOW THROUGH MODERN COMPUTER TECHNOLOGY
COMPLETE PROFESSIONAL FOOTBALL RECORDS FROM 1970 — RIGHT UP TO THE MINUTE

All of the history, information and data needed to help you pick winners against the spread available at your fingertips.

Available for Apple, I.B.M. P.C., Radio Shack, Commodore 64 and other micro computers. Comes with Data Base, operating program and instruction manual.

EASY TO USE!

AUTOMATICALLY UPDATED EACH WEEK!

Data Base Includes:
- -Every win/loss record since 1970
- -Every team's record against the spread
- -History of points scored and points against for over/under
- -History of every coach
- -Artificial or natural turf
- -Includes USFL
- -Automatically updated each week computer to computer

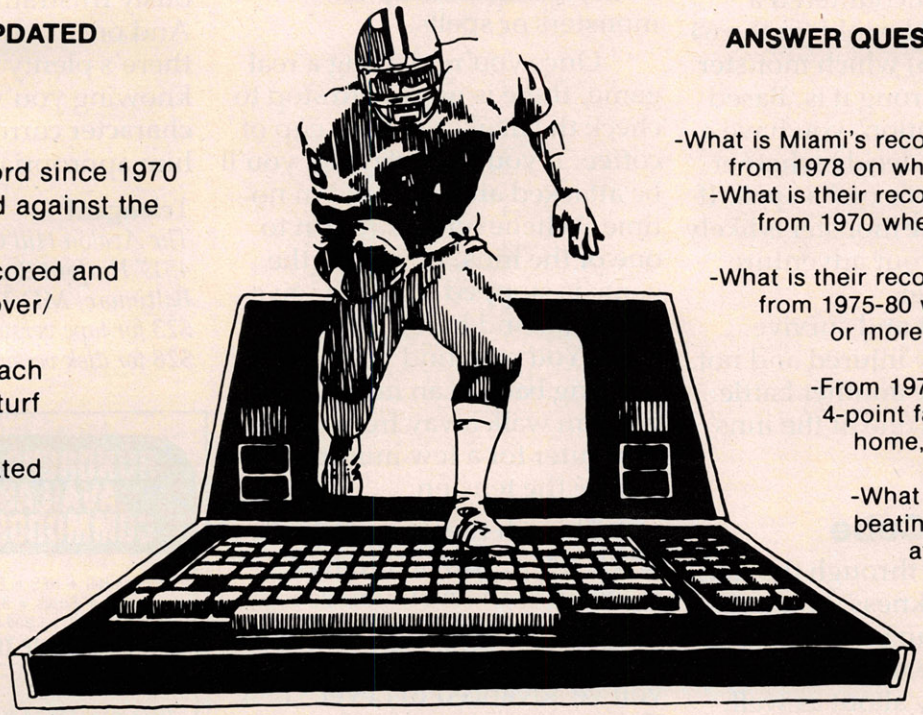

ANSWER QUESTIONS LIKE THESE IN SECONDS

-What is Miami's record against the spread from 1978 on when they play Buffalo?
-What is their record against the spread from 1970 when they play any team on natural turf?
-What is their record against the spread from 1975-80 when they are 5 point or more favorites and playing at home?
-From 1976 on, if any team is a 4-point favorite and playing at home, what is its chance of beating the spread?
-What is a team's chance of beating the spread at home after three consecutive wins against the spread?

YOU SIMPLY WON'T BELIEVE THE QUANTITY OF IMPORTANT DATA AVAILABLE AT YOUR FINGERTIPS HELPS YOU SELECT WINNERS

YOU SELECT THE TEAMS, CRITERIA, AND THE TIME FRAME

FULL GUARANTEE
Run this program on your computer for seven days and if not completely satisfied, return it for a full refund.

ORDER NOW AND SAVE

Order before September 15, 1983 and pay only $285. Regular price $495. Weekly computer update only $15 per month for one season (Regular $25). 40% discount on baseball, hockey or basketball programs you may purchase.

☐ **Rush me my Data Base Program and Operating Manual for Pro Football Stats. If I order before September 15, I pay only $285 and will pay only $15 per month for a weekly update for one season along with a 40% discount on other Pro Sports Programs.**

☐ **Enclosed is my check for $25. Send me a Demo disk and instruction manual. My $25 will be applied toward the purchase price should I decide to buy Pro Football Stats.**

☐ **I'm not convinced, send me more information.**

Name _____
Street _____
City _____ State_____ Zip _____
Telephone _____
Make and Model Computer _____

Make check payable to:
Eastern Computer Consulting Associates, Inc.,
11 Dick Drive, Worcester, MA 01609
(617) 757-3131 Ext. 104

FDA



The player has encountered a Hobbit, skill level 3. 64 version.

encounter phase if you've moved into an occupied space.

If you've encountered a monster, you'll be told (in the 64 version, shown) which monster it is and how strong it is. Based on that information, you have a few seconds to decide whether to fight, evade, or cast a spell. If you hesitate, the monster is likely to attack, and your adventure may well be over.

If you fight and survive, you're probably injured and not likely to survive another battle. It's time to find one of the inns and recuperate.

Gray Misty Cube

As you wander through the dungeon in the darkness, you have more to fear than unsavory creatures. There are many inanimate objects to worry about as well. You may step into a Gray Misty Cube, which can take you to any dungeon level – but if you go, can you find your way back? There are teleportals, pits, fountains, altars, and a mysterious "small box with buttons."

Each of these features offers its own set of problems, and who knows, if you press the right combination of buttons on the small box, something good may come of it. There's more strewn about *Telengard*. Treasure chests, silver, armor and weapons, and even a Ring of Regeneration, something that makes those long trips back to the inn easier to survive.

But beware, that treasure chest may contain 10,000 gold pieces. Or it may house a poisonous spider. Do you dare open it?

Playing The Game

Playing *Telengard* takes time. First it takes time to learn the game, and then playing could take forever. The game goes on until you meet your match. While learning, pay attention to the helpful hints in the instruction manual. It also helps to play a few games with the time element disabled. That will give you time to leaf through the instructions to bone up on monsters or spells.

Once you're playing a real game, there is no way to stop to check the mail or make a cup of coffee. If you stop playing, you'll be attacked and defeated in no time. Whenever you return to one of the inns, however, the game is stopped until you give the command to reenter Telengard. You may find yourself heading back to an inn just so you can walk away from the computer for a few minutes to relieve the tension.

Though the dungeon is 50 levels deep, with a different maze on each level, you're wise to wander no farther than two or three moves from an inn until you've advanced to Level 3 or 4. The farther into Telengard you venture, the more troublesome your opposition will be.

The most frustrating part of the game comes after working your character up to Level 4 or 5 only to stumble across a Level 32 dragon and lose in an instant. The early game must be played painstakingly, with frequent visits to an inn. Each time you visit an inn, you have the option of saving your character to tape or disk. Once a character has been saved, it can be revived, even after a disastrous encounter with a demon. When saving to tape, have everything ready to go before giving the command, because the program will begin writing immediately.

A feature of *Telengard* that produces some unexpected results is the program's keyboard buffer. It holds two or three characters, so if you get excited and begin pushing keys without thinking, you'll blindly affect your future. Sometimes it's to your advantage to preprogram your steps, but usually you'll regret it.

Telengard is an exciting game, one that can tie you up in knots and rob you of your sleep. Learning to play is simultaneously frustrating and fascinating. And once you know the ropes, there's plenty of satisfaction in knowing you've assessed your character correctly and directed him appropriately.

Telengard
The Avalon Hill Game Company
4517 Harford Road
Baltimore, MD 21214
$23 for tape version
$28 for disk version

HUNDREDS OF PROGRAMS AVAILABLE FOR THE COMMODORE 64 & VIC 20

Avalon-Hill • HES • Epyx • Spinnaker • Infocom
Abacus • Sirius • Broderbund • Victory • Totl
and much more

ALL PRICES UP TO 30% BELOW RETAIL!!

	RETAIL	OUR PRICES
Quick Brown Fox (64 or VIC 20)	65.00	47.50
Hesmon (64 or VIC 20)	39.95	29.95
Paper Clip (CBM 64) (D)	125.00	96.25
Jumpman (D or Cass.)	39.95	29.95
Temple of Apshai (D)	39.95	29.95
Zork I, II, or III (D)	39.95	29.95
Deadline (D)	49.95	37.50
Starcross (D)	39.95	29.95
Facemaker (D)	34.95	26.25
Kindercomp (D)	29.95	22.50

ACCESSORIES AVAILABLE ALSO
Monitors • Printers • Expansion Boards

CARDCO		
Cardboard/3 slot	39.95	31.95
Cardco Parallel Printer Interface	79.95	63.95
DATA 20		
Video Pak (8K mem., 40/80 col. includes free word processor)	149.95	119.95

Many more products also available for APPLE, ATARI, CP/M, IBM P/C

Write or call for FREE CATALOG
TO ORDER: CALL 1-714-951-5596
8:00 A.M. - 8:00 P.M. PST Mon.-Sat.
or send check or credit card no., signature, & exp. date to:
CENTURY MICRO PRODUCTS
P.O. Box 2520
Mission Viejo, CA 92690
Visa/Mastercard add 3%. Personal checks allow 2 weeks to clear. CA residents add sales tax. Shipping and handling and $3.00 (hardware extra). Prices subject to change.

THERE'S A COMPUTER BORN EVERY MINUTE...

GIVE IT A HOME.

For **$89.95** with the CS-1632 you can house your computer, peripherals, and accessories without spending a fortune.



The CS-1632 computer storage cabinets compact yet functional design fits almost anywhere while housing your computer monitor, joysticks, software, books and peripherals all for only $89.95.
The slide out shelf puts the computer at the right height and position for easy comfortable operation.
The fold up locking door keeps unwanted fingers off the key board when not in use.
To store joysticks just turn them upside down and slide them into the inverted storage rack.
Twist tabs on the back of center panel allow for neat concealed grouping of wires, while power packs rest hidden behind center panel on shelf.
The slide out software tray has room for 14 cartridges or cassettes and up to 30 diskettes. Most brands of software will fit between the adjustable partitions with a convenient hook for the spare key at rear.
Stand fits Atari 400 & 800, Commodore 64 & VIC 20, Ti 99/4A and TRS-80.
Cabinet dimensions overall 36" high x 33-7/8" wide x 16" deep.



To order CS-1632 send $89.95 to:

For those with a large computer family the CS-2748 gives you all the room you need for your computer, monitor, printer, peripherals, software, etc. at a price that's hard to believe: **$299.95.**





To order CS-2748 send $299.95 to:

HYTEC SYSTEMS

P.O. Box 446
West Lynn, OR 97068
For Fast Phone Orders Call Toll Free **1-800-547-3100**
Inside Oregon Call **(503) 635-6667**

Name _____

Address _____

City _____ State _____ Zip _____

Quantity_____ CS-1632 Quantity_____ CS-2748

☐ Golden Oak Finish ☐ Natural walnut finish

☐ My personal check, cashiers check or money order is enclosed.
☐ Bill my VISA # _____ Exp. Date ____
☐ Bill my MasterCard # _____ Exp. Date ____
☐ Please include freight charge on my VISA or MasterCard.

Card Holders Signature _____

Immediate shipment if in stock. If not, allow 3-4 weeks for delivery. If personal check is sent allow additional 2 weeks. CS-1632 ships UPS freight collect from Oregon. CS-2748 ships by truck freight collect from Oregon. Prices subject to change. Shipment subject to availability.

Both the CS-1632 and CS-2748 ship unassembled in two cartons. Assembly requires only a screwdriver, hammer, and a few minutes of your time.
Choice in simulated woodgrain of warm golden oak or rich natural walnut finish.

The two slide-out shelves put the keyboard at the proper operating height while allowing easy access to the disk drives.
The bronze tempered glass door protecting the keyboard and disk drives simply lifts up and slides back out of the way during use.
Twist tabs on the back of the center panel allow for neat concealed grouping of wires while a convenient storage shelf for books or other items lies below.
The printer sits behind a fold down door that provides a work surface for papers or books while using the keyboard. The lift up top allows easy access to the top and rear of the printer. A slot in the printer shelf allows for center as well as rear feed printers.
Behind the lower door are a top shelf for paper, feeding the printer, and a bottom shelf to receive printer copy as well as additional storage.
Stand fits same computers as the CS-1632 as well as the Apple I and II, IBM-PC, Franklin and many others.
The cabinet dimensions overall: 39-1/2" high x 49" wide x 27" deep.
Keyboard shelf 20" deep x 26" wide. Disk drive shelf 15-34" deep x 26" wide. Top shelf for monitor 17" deep x 27" wide. Printer shelf 22" deep x 19" wide.

HYTEC SYSTEMS

Getaway! For The Atari

Stephen Levy, Assistant Editor

Getaway!, by Mark Reid, is an arcade-style game which takes advantage of the Atari's graphics capabilities. Since the game board – a town map – is approximately 35 screens, the player sees only part of the town at any one time. The player uses a joystick to view other areas of town.

The object of the game is to race all over, stealing as much loot as possible, and then return to your hideout before the police catch you. The game progresses through several levels, but, in the end, justice prevails when the thief is caught. Your score is based on the amount of loot you are able to stash in your hideout.

Smart Police

There are a number of ways to collect loot. But the greatest rewards come from catching the white armored van. The police don't seem to bother you much until you make the big heist, then their chase is relentless. The more loot you gather or the higher the level, the more energetic their pursuit.

The graphics in *Getaway!* are detailed and appealing. Smooth scrolling is provided by easy joystick control. The sound is realistic; the challenge is exciting and the game becomes more difficult the more effectively you play. And the instruction manual is complete and easy to understand.

Touring The Town

The first time I played *Getaway!* I was impressed by the detail of the graphics. In fact, I was so intrigued that I put off actually playing until I'd toured the town. Using the black and white map of the town supplied in the user's manual, I was able to "drive" to see all the sights. The town has high-rise buildings, a river, trees, schools, bridges, factories, and three very important gas stations. Each feature is impressive by itself, but taken together, the effect is delightful.

The sound, too, is impressive. When a police car nears, you are aware of it before you see it, because its siren warns you. With experience, you will be able to estimate the distance by the siren's volume.

Fine graphics and sound are always important to a good game, but the game must also play well. You can think of *Getaway!* as a variation of a maze game in the same sense that *Pac-Man* is. The difference is that in *Getaway!* there is much more variety and detail to deal with. The ever-present police are only the beginning. As in any town, stop signs seem to appear whenever you are in a rush. And just when you are about to reach the hideout, you notice that you are running out of gas. If you are new at the game or haven't kept your bearings, those three gas stations can be hard to find.

Time also becomes a factor: additional stop signs will appear, and the police begin setting up roadblocks as the game progresses. The police also seem to become more aware of your whereabouts in the night scenario.

For Any Age

The game's beginning levels are easy enough for a child to enjoy. Adults and more experienced game players will also find the challenge satisfactory. If you manage to get to the fifth level – no easy task – the bonus is an extra getaway car. It comes with a price, though; the game becomes truly challenging at this point.

If you like chase-type, fast-action games; if you are looking for an Atari game the whole family will enjoy; or if you are willing to take the time to become skilled at a game (it takes time to learn the map and all the techniques needed to get to the upper levels), *Getaway!* will surely satisfy you.

Getaway!
Atari Program Exchange
P.O. Box 3705
Santa Clara, CA 95055
32K Tape
32K Disk
$29.95

To receive additional information from advertisers in this issue, use the handy reader service cards in the back of the magazine.

COMPUTE! Subscriber Services

Please help us serve you better. If you need to contact us for any of the reasons listed below, write to us at:

COMPUTE! Magazine
P.O. Box 5406
Greensboro, NC 27403

or call the Toll Free number listed below.

Change Of Address. Please allow us 6-8 weeks to effect the change; send your current mailing label along with your new address.

Renewal. Should you wish to renew your **COMPUTE!** subscription before we remind you to, send your current mailing label with payment or charge number or call the Toll Free number listed below.

New Subscription. A one year (12 month) US subscription to **COMPUTE!** is $20.00 (2 years, $36.00; 3 years, $54.00. For subscription rates outside the US, see staff page). Send us your name and address or call the Toll Free number listed below.

Delivery Problems. If you receive duplicate issues of **COMPUTE!**, if you experience late delivery or if you have problems with your subscription, please call the Toll Free number listed below.

COMPUTE!
800-334-0868
In NC 919-275-9809

Eric Martin's

Where prices are born, not raised!



Atari 1400XL 64K CALL

Built-in phone modem, expandable to 256K, and more goodies

810 Disc Drive	CALL
1010 Program Recorder (NEW)	$79.00
1025 Printer (NEW)	$410.00
CX85 Numeric Keyboard	$109.00
CX419 Bookkeeper Kit	CALL
CX488 Communicator Kit	CALL
ATARI Software	
CXL4025 Defender	$39.00
RX8026 Dig Dug	$39.00
RX8039 Eastern Front (ROM)	$44.00
CLX 4027 Qix	$39.00
RX8037 Star Trux	$39.00
DX5049 Visicalc	$159.00
CA01655 Technical Reference Notes	$29.95
Third Party Software	
Miner 2049	CALL
Zaxxon	$27.95
Eastern Front 1941 (cassette)	$29.95
Wizard of War	$30.00
Gorf	$30.00
Frogger	$30.00
Chop Lifter	$29.00
Apple Panic	$23.75
Baha Buggies	$23.75
Submarine Commander (ROM)	$35.95
Jumbo Jet Pilot (ROM)	$35.95
Soccer (ROM)	$36.95
Gamestar Football	CALL

When new ATARIS are born, Eric Martin's will have them at *newborn prices.* For the latest from Atari, call or visit our store.

One of the largest Atari Dealers in the U.S.

We take TRADE-INS. Call for your price.

ATARI SERVICE
FACTORY AUTHORIZED NETWORK

Orders shipped in 24 hours

For fast delivery, send certified or cashier checks, money orders, or direct bank wire transfers. Personal checks allow 2 to 3 weeks to clear. Prices reflect cash discount and are subject to change. Add 2% for credit card purchases. Shipping—Software $2 Minimum. Hardware—call. Foreign inquiries invited—add 15% for shipping. Ohio residents add 6.5% sales tax.

Eric Martin's

5485 Warrensville Center Road
Maple Heights, Ohio 44137

Call Toll Free
1-800-482-7254
In Ohio 216/663-2032

Mon.-Sat. 10-6 EST



INTEC
RAM BOARDS
Lifetime Warranty

ATARI

32K	400/800	**59.95**
48K	400	**84.95**
64K	400	**99.95**

PRINTERS

EPSON FX80 .	**529.95**
NEC 8023 . . .	**439.95**
Prowriter 8510	**369.95**

INTERFACES

Microbits MPP 1100 *Atari*	**79.95**
Grappler + *Apple* . . .	**129.95**

Ordering Information:

We accept M/C, VISA, Money Orders, and Cashier Checks. Sorry No C.O.D.'s.

SHIPPING: Add 3% UPS ($3.00 Minimum). APO/FPO 5% ($5.00 Minimum). International Orders 10% ($10.00 Minimum). Credit Cards add 3%. California Residents add 6% Sales Tax.

MICRO MERCHANT

290 N. 10th Street
P.O. Box 1516
Colton, CA 92324

ORDERS ONLY
800-652-8391
Customer Service
714-824-5555

MasterCard VISA

Three Game Modules For The TI

Steve Davis

Last year, a young man named Michael Brouthers left his job at Texas Instruments in Dallas and boldly began a venture to develop game software for the TI home computer, a market that he felt was ready to blossom. When TI announced the $100 rebate on the 99/4A, the market for the machine did indeed grow rapidly.

Until now, Texas Instruments has been the only source of software packaged in the convenient Command Module, which TI invented for the 99/4. The module can contain ROM or GROM chips which contain a program (usually written in Assembler or GPL), and, in the case of TI's Mini-Memory Module, the cartridge can be used to add RAM to the console.

The main advantages to using program modules are:

- Ease of use. A person needs no peripheral devices or programming knowledge; just plug in the module and turn on the computer.
- Security. Programs cannot be copied or pirated easily since they reside in GROM or ROM chips. This also prevents accidental erasure of the program.
- Memory. An application program in a module takes up little or no console memory (RAM), so the computer's memory is available for data storage.

Using most third-party game software for the TI requires either Extended BASIC, Memory Expansion, Mini-Memory, Editor/Assembler, cassette or disk.

Now, Funware has introduced a line of game modules, *Henhouse*, *Rabbit Trail*, and *Video Vegas*, for the 99/4A. All use

the sprite graphics capability of the TI.

Henhouse

In *Henhouse*, you have five prolific chickens that lay eggs which roll down into five chutes. Each time a chute fills with eggs, you must take them to your truck without dropping them, all the while watching for wolves and poachers.

You get points for each poacher you shoot. Birds fly overhead, and you get points for shooting them, too. You play, using joysticks or the keyboard, until a wolf gets in the henhouse or you break six eggs.

The game may not seem as fast as some of the space or maze games in the arcades, but there are enough distractions that it requires concentration and the ability to do several things at once. It is simple enough to be enjoyed by users of all ages. The retail price is $39.95.

Rabbit Trail

This game is a cross between the *Donkey Kong* and *Frogger* type games. You are a hungry bunny who must hop along the trails and burrow through tunnels in search of carrots. You must not be eaten by a weasel or a hawk, be run over by a speeding car, or get caught in a trap.

Eating all the carrots without being caught advances you to the next level. You receive bonus points based on how fast you complete the level. If you are quick (as a rabbit should be), you may earn "bonus bunnies."

Each of the seven levels presents a more challenging screen. If you complete all seven screens, the game repeats from the first screen but with increased difficulty. Funware says that so far no one has been able to get higher than 24 screens, but to make it even that far would be an accomplishment.

Because of the graduated levels of difficulty, this game is suitable for both beginners and experienced game players. The keyboard may be used, but joysticks are recommended. The retail price for the module is $42.95.

Video Vegas

Anyone who has been to Las Vegas recently knows that some of the slot machines have been replaced by video versions. These operate like the mechanical ones except that the figures (bells, bars, cherries, lemons, etc.) are displayed on a video screen that simulates the rotating cylinders on a conventional slot machine.

Such is *Video Vegas*, a slot machine game that allows you to place $1, $2, or $3 bets by merely pressing keys on the computer console. This is not nearly as tiring as pulling those big levers in Vegas.

The color graphics of the figures are excellent; in fact, they look better than the graphics on some of the machines in Vegas and are a good example of the high-resolution pictures that can be drawn on the 99/4A.

There is nothing challenging about the module, which sells for $29.95, but people who like to play the slots will enjoy it.

Funware prefers that its modules be purchased from software dealers, rather than by mail order from the company.

Henhouse
Rabbit Trail
Video Vegas
Funware
405 N. Bowser
Building A
Richardson, TX 75081

COMPUTE!
TOLL FREE
Subscription
Order Line
800-334-0868
In NC 919-275-9809

VIC 20® COMMODORE



KONGO KONG $19.95
Climb ladders; avoid barrels the crazy ape is rolling at you. Rescue the damsel. Partially machine code for smooth, fast action. Keyboard or joystick.

LUDWIG'S LEMON LASERS $14.95
You'd never think blasting lemons out of the sky could be so much fun! Fast machine code action. One or two players. Written by the demented doctor who gave us "Hospital Adventure". VIC 20 only.

METAMORPHOSIS $19.95
You stumbled into the nest of the Cyglorx and find yourself fighting off robot tanks guarding the Cyglorx eggs. You think you have everything under control and then the eggs start hatching. Commodore 64 version has 4 screens.

VICTORY SOFTWARE®

ADVENTURES
The best adventures at the best prices! Controlled from the keyboard.

GRAVE ROBBERS $14.95
Introducing the first GRAPHIC ADVENTURE ever available on the VIC-20! Explore an old deserted graveyard. Actually see the perils that lie beyond.

ADVENTURE PACK I
(3 Programs) **$19.95**
MOON BASE ALPHA—Destroy the meteor that is racing towards your base.
COMPUTER ADVENTURE—Re-live the excitement of getting your first adventure.
BIG BAD WOLF—Don't let the wolf gobble you up.

ADVENTURE PACK II
(3 Programs) **$19.95**
AFRICAN ESCAPE—Find your way off the continent after surviving a plane crash.
HOSPITAL ADVENTURE—Written by a medical doctor. Don't check into this hospital!
BOMB THREAT—Get back to town in time to warn the bomb squad of the bomb.

COMMODORE 64®



ANNIHILATOR $19.95
Protect your planet against hostile aliens in this defender-like game. All machine code for fast arcade action. Joystick required.

TREK $14.95
Commanding the bridge of your starship, you explore the galaxy, fending off the Klingon invasion with your phasers and photon torpedoes, at the same time conserving your limited time and energy.

Check your local dealer.

Send for free catalog
All programs fit in the standard VIC memory, and come on **tape or disk.**

Ordering—Please add $1.50 postage & handling per order. PA residents add 6% sales tax. Credit card users—include number and expiration date.

VICTORY SOFTWARE CORP.
7 VALLEY BROOK ROAD
PAOLI, PA 19301
(215) 296-3787

PROGRAMS FOR THE COMMODORE 64 AND VIC 20

The *VicTree* Programming Module For VIC And 64

Eric Brandon, Programming Assistant

The *VicTree*, a cartridge for the VIC-20 or the Commodore 64, makes programming more efficient.

Available for $89.95 from Skyles Electric Works (the originators of the PET "Toolkit"), the *VicTree* adds 42 commands to BASIC.

All the commands of PET BASIC 4.0 are supported, which make disk use much easier, especially when trying to program relative files. The BASIC 4.0 commands are not tokenized (converted from what you type into a more memory-efficient form) in the same way as in a "true" BASIC 4.0 machine. Fortunately, the manual contains a program that converts "true" BASIC 4.0 to *VicTree* format.

One requirement for using BASIC programs with the *VicTree* is that you must use a colon between a "THEN" (as in an IF...THEN statement) and a BASIC 4.0 disk command. The *VicTree* does not speed up "garbage collection" (the process of removing unwanted or discarded strings from memory) as BASIC 4.0 does, nor will machine language programs written for BASIC 4.0 now run on your VIC or 64.

Added Commands

Several disk commands not present in BASIC 4.0 have been added, including EXECUTE, which LOADs and RUNs a program all in one step, and CHAIN# which allows an "executive" program to have several BASIC subroutines on disk and load them in only as needed to preserve memory. With this utility, programs can essentially be of unlimited length.

Another set of commands has been added to assist in program editing. As well as all the standard commands we would expect from any BASIC enhancement package, such as renumbering program lines, finding and changing text, and deleting line ranges, *VicTree* adds many new and useful commands never before seen in this type of product.

Among these are the very useful LCOPY and LMOVE commands which let you rearrange the order of the lines in your program. *VicTree* does not "scroll" through your program like other aids, but supplies a PAGE command that LISTs your program one screen at a time.

There are also several commands designed to aid in debugging. These are DUMP, which displays the value of all

CASSETTES ! ! !

FOR YOUR COMPUTER
DIGITAL

- Computer Grade
- Wide Dynamic Range
- 100% Error Free
- 5 Screw Housing
- Fully Guaranteed
- Carefully Packed

All Prices Include U. S. Shipping
Phone Orders Add $2.50 C.O.D. Fee

COMPUTER TAPE PRICES

Length	25 LOT	100 LOT	1000 LOT
C-5	.45/11.25	.35/35.00	30/300.00
C-10	.50/12.50	.35/35.00	30/300.00
C-20	.55/13.75	.40/40.00	35/350.00

BASF DPS Tapes Add .05 Cents Per Tape
— Custom Lengths Available —
...Write For Volume Prices...

— Norelco Cassette Cases and Labels —
[with Cassette Orders Only]

12-249 Cases/ .20 Ea. 250- .13 Ea.
12 Labels for .20 120 for 1.70
1000 Pinfeed Labels 14.50

SEND MONEY ORDERS OR CHECKS TO:

CASS-A-TAPES
Box 8123-C
Kansas City, MO 64112
816-444-4651

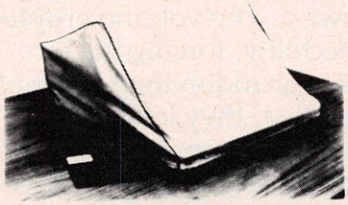

COMPARE!!
BUY THE BEST!!

B. L. & W. DUSTCOVERS

Original and unique concept provides protection from smoke, airborne dust and other contaminants harmful to delicate circuits and moving parts.

Our covers have outstanding features which provide a functional, durable and attractive alternative to other mostly unused types.

— PARTIAL LIST —

Apple II, IIe, III	Franklin Ace 1000	Praxis 30, 35, 45D
Atari 400, 800	HP, TI, Sperry	Super Brain
Altos	IBM PC, DW	TRS 80 II, III, IV
CBM 4032, 8032	KayPro II, Lanier	Televideo 802, 950,
Commodore 64	NEC APC	901
C Itoh 8300, 8510	NorthStar	Vector, Victor
DEC, Exxon, Eagle	Okidata ML series	Wang
Epson, MX, FX	Osborne 1	

For a complete list, visit your local computer store or contact us.

★ Top Quality Broadcloth
★ Durable ★ Washable
★ Will Not Crack or Dry Out
★ Allows Ventilation
★ Prevents Condensation
★ Designed to Fit Your Equipment
★ Easy to Store ★ Attractive
★ Custom Orders — Call Us
★ Toll Free Ordering
★ 7–10 Day Delivery
★ Satisfaction Guaranteed or Your Money Back

Ship To: (PRINT) _____

City _____ State _____ Zip _____ Phone _____

Make _____ Model _____

Sand ☐ Navy ☐ Pewter ☐ Cranberry ☐

Monogramming: (add $6.00/cover and allow 5 extra days for delivery. We cannot accept returns on monogrammed items.)

Computers $19.00; Keyboards Only $14.00
Printers $16.00; Dual Disk Dr $14.00
Single DD $ 9.00 (Prices Include Shipping)

Subtotal $_____

☐ Payment Enclosed PRINT INITIALS: ☐ ☐ ☐
☐ Visa – Exp. Date _____
☐ Mastercard – Exp. Date _____
If Mastercard, Number above Name: _____

Monogramming $_____
(TN Residents add 6% Sales Tax $_____

TOTAL $_____

Card # _____ Signature: _____

Mail To: B.L. & W., BOX 381076, GERMANTOWN, TN 38183 (800) 821-7709 or (901) 754-4465

non-array variables; HELP, which shows where an error has occurred; and TRACE, which LISTs out your program lines as they run.

There are also commands intended for use with any "Centronics" type printer (with no extra hardware needed besides a cable to connect the printer to the parallel user port of your computer). Skyles will supply you with this cable for $29.95, or the *VicTree* and a cable as a package for $109.95.

Multiple-Computer Communication

Skyles is planning to come out with a device called the Cee-Net which will allow up to 64 VICs or Commodore 64s to communicate with each other and to share disk drives and printers. The *VicTree* is designed to work with Cee-Net when it arrives and has a command to ATTACH itself to the network.

On the 64, the *VicTree* "covers up" memory from 32768 to 40959. This means you have about 30,000 bytes left for your BASIC program. The *VicTree* also uses up memory from 49152 to 53247, so it cannot be used in conjunction with other software which uses these locations such as the Wedge or Micromon. When used with software that does not require that area of memory, however, it seems to work fine. I have had no trouble using the *VicTree* with Supermon, and with the PAL assembler.

On the VIC-20, the *VicTree* uses locations 24576 to 32767 and 45056 to 49151, leaving 21,000 bytes free if you have enough expansion RAM. If you have an unexpanded VIC, the *VicTree* will not use up any of your memory.

The *VicTree* also allows the machine language programmer to add his own commands to BASIC, with descriptions in the manual of how to do it.

The manual contains over 100 pages of clearly written information about the 42 commands. Each command is given its own page (or more) with examples, explanations, and special notes. Also included is a very complete technical description about the machine language applications of the *VicTree*. This is one of the most convenient and useful manuals I have ever seen.

VicTree
Skyles Electric Works
Mountain View, CA 94041
(415) 965-1735
$89.95

Crisis Mountain For Apple And Atari

Patrick Parrish, Editorial Programmer

Crisis Mountain, programmed in machine language by Ron Aldrich and David Schroeder, is an excellent, exciting game, requiring an Apple II or Apple II Plus with 48K RAM (also available for the Atari 400/800 with 48K) and a disk drive. This one-player contest from Synergistic Software can be played with either a joystick or the game paddles.

The scenario of the game is that a group of terrorists was hiding out in the caverns of a dormant volcano in the Pacific Northwest. The volcano erupted unexpectedly, forcing the terrorists to abandon their hideout. As they fled, they left behind their loot and supplies – and several nuclear bombs. To save the West Coast from impending disaster, *you* must venture into Crisis Mountain, dig up and defuse the bombs while avoiding numerous hazards.

Nine Skill Levels

Crisis Mountain alternates between two cavern scenes as you progress through nine skill levels. In the beginning of the game, you are given three lives. And if you're skillful enough you can earn a life at 10,000, 30,000, and 50,000 points. On each level you are presented with a labyrinth of passageways, precipices, and fiery lava pits which sporadically spew rocks and debris.

Scattered about the cavern, in addition to innocuous objects left by the terrorists, are active bombs positioned randomly in one of five locations. Each displays a time, also randomly chosen, before detonation. As you advance from one skill level to another, you are challenged with more bombs and less time to defuse them. Thus, picking the appropriate route through the maze of passageways becomes more and more critical.

Scoring Points

Points are awarded for the completion of several tasks. Nominal scores are given for gathering the loot, gun caches, and boxes left by the terrorists. Once you've collected all items, certain bonus forms appear in random positions about the cave.

Another way to score points is to leap boulders. The larger the boulder, the more points you receive. Being struck by a boulder, on the other hand, diminishes your strength. The strength level is indicated with a number from one (weakest) to three (strongest). When you are weakened, your point scoring abilities are significantly impaired. In fact, at strength level one, scoring becomes secondary to mere survival since you can rarely manage to leap boulders in this weakened condition. Fortunately, there are several safe nooks around the cavern where you can recover.

Treacherous Caverns

There are other ways you can be

Will This Happen to You?



NOT IF YOU BUY YOUR PRINTER FROM...

THE PRINTER STORE

After reading this issue of ***Compute,*** you are now fully aware of the many outstanding printers on the market today. But what you might not be aware of is that the printer you like best, might not be compatible with your computer and software. (The picture above is good example of printer incompatibility). At the **Printer Store,** we specialize in printers, so our experienced professional staff can help you choose the right printer for your personal and business needs. If you want the **Best Value, Low Price, Product Availability,** and **Support,** call The Printer Store and ask us about:

- **FULL FACTORY AUTHORIZED SERVICE**
- **FREE TECHNICAL CONSULTATION**
- **FULL AFTER SALE SUPPORT**

C. ITOH 8510 Prowriter



- 120 CPS - 1.3K Buffer - 144x60 dots 1 inch Nx9 dot matrix - Proportional Spacing - 8 Character sizes - 5 unique alphabets - Greek character set - Graphic symbols - bi-directional, logic-seeking - Adjustable tractors - Single-sheet friction feed - Vertical & horizontal tabbing.

C. ITOH 8510 Prowriter ..... List $795 **$395**



BROTHER HR-1

- 16 CPS - Bi-directional - Super and Subscript
- IBM Selectric type ribbon - Prints up to 6 copies
- Ideal for word processing

Brother HR-1 Parallel ..... List 1100 **$ Call**

Serial ..... List 1200 **$ Call**

DOT MATRIX PRINTERS

EPSON SERIES
- FX 80 ..... $ CALL
- FX 100 ..... $ CALL

OKIDATA SERIES
- 82 A ..... $ CALL
- 83A ..... $ CALL
- 92A ..... $ CALL
- 93A ..... $ CALL
- 84 (parallel) ..... $ CALL

C. ITOH SERIES
- 8510 Prowriter ..... $ 395
- Prowriter II ..... $ CALL
- New! Banana ..... $ 239

IDS SERIES
- Microprism 480 ..... $ CALL
- Prism 80 ..... $ CALL
- Prism 132 ..... $ CALL

GEMINI SERIES
- Gemini 10X ..... $ CALL
- Gemini 15 ..... $ CALL

NEC 8023 ..... $ 419

Toshiba P 1350 ..... $1750

LETTER QUALITY PRINTERS

BROTHER SERIES
- HR-1 (parallel) ..... $ CALL
- HR-1 (serial) ..... $ CALL
- HR-15 ..... $ CALL

COMREX SERIES
- CR-1 (parallel) ..... $ 795
- CR-1 (serial) ..... $ 865
- CR-2 ..... $ CALL

C. ITOH SERIES
- F-10 40 CPS ..... $ CALL
- F-10 55 CPS ..... $ CALL

Daisywriter 16K, 48K ..... $ CALL

NEC SERIES
- 3510 ..... $ CALL
- 3530 ..... $ CALL
- 3550 ..... $ CALL
- 7710 ..... $2425
- 7720 ..... $2900
- 7730 ..... $2400

NEC Accessories ..... $ CALL

INTERFACE EQUIPMENT

- Apple Dumpling $145
- Grappler Plus ..... $ CALL
- Complete stock of Epson Accessories .... $ CALL
- Custom Printer Cables for Apple, Atari, IBM, TRS-80 (all models) ... $ CALL
- Printer stands: large $95
- Printer stands: small $25
- Printer ribbons ..... $ CALL
- Printer Sound Enclosure .... $CALL
- Vic 20/Comm. 64 Interface .. $CALL

We carry a full line of Cables and Accessories

Call (213) 470-1888 and ask us about . . .

1) LOW PRICES
2) FREE INTERFACING BOOKLET
3) FREE TECHNICAL SUPPORT
4) FULL SERVICE OPTION

THE Printer PHONE REBATE

We are so confident of our LOW PRICES and SUPPORT that we are going to ask you to make the initial investment by calling us. In return, when you buy your printer from us, we will rebate the cost of your call and deduct it from your invoice.

HOW TO ORDER: Our phone lines are open from 8 a.m. to 6 p.m. PST, Monday-Friday. We accept VISA, MASTERCHARGE (at no extra charge), personal checks take two weeks to clear. COD's accepted. Same-day shipment on orders placed before 1 p.m. Manufacturer's warranty applicable on all equipment. Prices subject to change.

STORE — 2357 Westwood Blvd., West Los Angeles, CA 90064

© The Printer Store, 1983



Your running figure (center) leaps a tumbling boulder in Crisis Mountain.

destroyed in the game. You can fall or be knocked into a lava pit by a boulder, a bomb can detonate, or you can be bitten by the deadly bat, Bertrum.

It is obvious that tremendous effort went into designing this game's high-resolution graphics. Each form is drawn in intricate detail. The frothing lava pits and tumbling boulders are remarkably realistic.

The Deadly Bat

But the most remarkable graphic element of the game (and the most confounding to any player) is Bertrum, the bat. Bertrum flits about the cavern in a way that resembles a real bat. If a boulder is blasted from a nearby lava pit, Bertrum will dart toward it for a quick inspection, determine the rock is not prey, and fly off to another part of the cave.

But Bertrum is more than just a visual success. His presence adds a degree of chance to the game which makes it faster and more challenging. This dreaded bat has a knack for determining where your player is at any moment in the game. Sometimes, you can avoid Bertrum with a last minute duck or leap. At other times, escape is simply impossible. I've yet to discover a foolproof way to evade this creature, though there may be a tactic.

There are several other excellent features of this game. For one, the ESC key allows you to halt or resume a game at any time during play. With *Crisis Mountain*, a game can sometimes last an hour or more. A break during such a prolonged period of play, beyond being a convenience, is often essential for maintaining your concentration. (No "save game" option is offered.)

Although the sound effects are very good, you may want to turn them off occasionally. If so, you can cancel output to the Apple speaker with CTRL-S. On the other hand, if you want an engulfing, environmental audio effect, output can be sent to external speakers via the cassette port. You can also store on disk, and subsequently display, the high score to date.

Overall, *Crisis Mountain* is a superior programming achievement and a thoroughly entertaining game.

Crisis Mountain
Synergistic Software
830 N. Riverside Drive
Suite 201, Renton, WA 98055
$34.95

Magic Storybook: Three Little Pigs For Atari

Orson Scott Card
Editor, COMPUTE! Books

Five-year-old Geoffrey sat down at the computer, and a woman introduced a wolf named Wasco. "Move him to the magic door," she said. He pushed his joystick and the wolf walked over to the door, waving his arms and moving his legs. When he reached the door, the wolf flashed different colors and disappeared.

Then the picture on the screen changed, as if it were a camera panning from left to right. Geoffrey saw a straw house, with a nervous pig inside, wiggling its ears and tail. The straw salesman walked by as the woman told how the house came to be built. Then Wasco came back.

"Little pig, little pig, let me in," said the wolf, in a voice that echoed strangely.

"Not by the hair of my chinny-chin-chin," said the squeaky-voiced pig.

Geoffrey laughed aloud. The woman told him to move Wasco to Door Number One. Geoffrey did it – pausing on the way to let the wolf have a chance to take a few bites of the pig through the window. The pig was apparently safe inside, so Geoffrey moved the wolf the rest of the way to the door.

Huffing And Puffing

The wolf started dancing around while he huffed and puffed. Sure enough, the sky flashed, the "camera" panned to the right again, and the house was now a wreck. The same thing happened with the wood house, and then the wolf failed in two tries at the brick house.

The woman told Geoffrey to move Wasco to the chimney. When Geoffrey got him there, the wolf climbed up and jumped down. But there was a pot waiting down in the fireplace, and the wolf dropped neatly inside.

"I want another story now!" said Geoffrey.

But there was no other story.



The wolf lurks outside the first pig's house in The Magic Storybook: Three Little Pigs.

TALMIS/ InfoWorld

Sell Your Software
TO MAJOR PUBLISHERS!

Would you like the opportunity to discuss your software or software development skills with major publishers looking for product and development assistance, venture capitalists looking for investment opportunities and agents looking for software developers? At The Great American Software Contest you can do all that and compete for prizes worth up to $10,000 at the same time!

In addition, you'll spend the day before the exhibit in seminars with software market analysts from TALMIS—the same people consulted by IBM, Atari and other major companies for information and advice. They'll tell you what it will take to sell software yourself; how you might work with an agent; what publishers and venture capitalists are looking for; what to watch out for when negotiating contracts, how the software market is changing and more important selling tips.

We've tried to make this conference as inexpensive for you as possible. You won't need any fancy booth or signs. Curtained booths are available for those with top-secret programs. Just bring yourself, your microcomputer and your unpublished software. The cost for you to compete for prizes up to $10,000, learn the ropes of software selling and discuss your products or talents with publishers, agents and venture capitalists is $195 plus $15 for electricity (that's less than it costs us.) Special hotel rates are available.

Space is limited so call today to enter The TALMIS/InfoWorld Great American Software Contest. And get busy on that software—the publishers are waiting for you! For more details contact Master Plans Conference Management, 111 E. Chestnut St., Suite 24F, Chicago, IL 60611: (312) 944-1711.

Enter
THE GREAT AMERICAN SOFTWARE CONTEST

Nov. 1-2
Boston Park Plaza
Boston, MA

One $10,000 Grand Prize
Five $3000 First Prizes in category
Five $500 Second Prizes in category
Ten $250 Third Prizes in category

+ $30,000 IN PRIZES

TALMIS/ InfoWorld

Affiliates of International Data Corporation

So Geoffrey happily repeated "The Three Little Pigs" about six times before his parents sent him to bed with a promise that he could play it again tomorrow.

By the fairest standard of judgment I know, that makes *Magic Storybook*'s animated, interactive computer story a success. It is meant for children, and my very picky son Geoffrey thought it was great.

And it was, in many ways. The pictures of the houses were beautifully done, with display list interrupts allowing eight colors and many different shades on the screen at a time. The wolf and the salesman were each made up of four player/missiles combined, and despite the limitation of the 16-bit-wide format (they were tall and thin), the animation was well-done.

Artistic Screen Display

There were thoughtful extras, too. Stars twinkled. The pigs' eyes, ears, and tails were in constant motion. The artistry of the screen display was delightful. The horizontal scrolling was beautifully done – it even trembled like an earthquake when the wolf blew and blew at the brick house. The cassette loaded correctly the first time, every time, and when we wanted to repeat the story, the other side of the tape had the storytelling soundtrack only, so we didn't have to wait for a load. There was even a line-drawing replica of the cover picture, for a kid to color.

There were trade-offs, of course. That can't be helped. To create fluid, lifelike cartoon movements requires a new picture for every different body position of an onscreen character. That kind of quality takes a lot of artists a lot of time and money. That's why cheaply made cartoons have stiff, unnatural movements, faces that show no expressions, and dull backgrounds that repeat endlessly.

The same limitations apply to computer animation, only in addition to time and money, a third limitation is memory. Smooth, lifelike movement requires that every single picture be in RAM, where it can be accessed instantly. Player/missile graphics compensates a lot, because figures can be moved smoothly. But as soon as you want arms and legs to move naturally, or faces to change expressions, you run into the same old problems – every shape has to be in memory.

Limited Interaction

But that doesn't excuse all the flaws. For one thing, the interaction was *very* limited. All the child can ever do is move the wolf from right to left. There's a little bit of freedom: the wolf can go up and down about an inch. But if the child plays around with the wolf too long, the program takes over and moves the

"GOOD" EDUCATIONAL SOFTWARE FOR THE APPLE®?

COMPress HAS IT!

Interactive Computer Assisted Instruction Materials
for High School and College Levels

INTRODUCTION TO GENERAL CHEMISTRY
INTRODUCTION TO ORGANIC CHEMISTRY
ORGANIC QUALITATIVE ANALYSIS
IMPROVING YOUR WRITING SERIES: A Rhetoric Program
STATISTICS AND PROBABILITY DEMONSTRATIONS AND TUTORIALS
ENGLISH AS A SECOND LANGUAGE

Demonstration Diskettes Available

EnBASIC™ AUTHORING SYSTEM
MOLECULAR ANIMATOR
INTRODUCTION TO CRYSTALLOGRAPHY
ENGLISH GRAMMAR DRILLS
WORLD CLOCK
INDEXOR
TEST GENERATOR
PACOR: Multiple Choice Tester
CASE HISTORY: Multidiscipline Problem-Solving
Our package for the TRS-80* Model I and III: INDEX COMPILER



Call us now and request our catalog and demonstration diskettes.

COMPress A DIVISION OF VAN NOSTRAND REINHOLD COMPANY, INC.
P.O. BOX 102, WENTWORTH, NH 03282 (603) 764-5225/5831

* Registered trademark of Apple Computer Company ™ A trademark of Computer Teaching Corporation
* Registered trademark of Tandy Corporation

wolf against the child's will.

That seems like an unnecessary precaution. Why shouldn't children be free to move the wolf all around the house, if they feel like it, and take as long as they want doing it, too? It would have taken only a few dozen machine language commands to allow the wolf to go behind the house in the effort to get inside – a lot of drama would have been added to the story, and nothing is gained by making children hurry through the tale.

The sound was another problem. The background music was tolerable but unexciting. The funny voices for the wolf and the pigs were great – Geoffrey and his three-year-old sister, Emily, laughed out loud the first time through the story. But the narrator! She read in a monotone, as if she were hopelessly bored, repeating an elocution lesson, carefully pronouncing every vowel and consonant.

I couldn't help but compare *Magic Storybook* with PDI's interactive story *Sammy the Sea Serpent*. The graphics and programming in *Magic Storybook* are light-years beyond *Sammy*. But *Sammy*'s narrator is an excellent, excited storyteller, and the child is given meaningful tasks to perform and games to play. The six high-resolution screens and player/missile graphics in *Magic Storybook* cost the children the chance to really become part of the story.

The glow on my son's face when the narrator of *Sammy the Sea Serpent* tells him, "Sammy is home now. He couldn't have done it without you," just wasn't there at the end of "The Three Little Pigs." Some things count even more than graphics.

Magic Storybook:

The Three Little Pigs
Amulet Enterprises, Inc.
P.O. Box 25612
Garfield Heights, OH 44125
(216)475-7766
$29.95

Type Attack

J. David Keller

Type Attack, a program from Sirius Software, is a basic course in touch typing enlivened by the challenge and addictive qualities of an arcade game. The program is available in disk versions for the Apple, Atari, and Commodore 64, and on cartridge for the VIC-20.

The Game

Each lesson in *Type Attack* has two modes. In the first – Character Attack – characters march down the screen in *Space Invaders* fashion. By pressing the proper key on the keyboard, you wipe out the bottom character. If the wrong key is pressed, reserve energy is reduced.

There are three waves of characters. In the first two waves, the characters are in a set pattern; in the third, the characters appear in a random pattern.

In the second mode – Word Attack – words travel across the screen. One vulnerable word is indicated by a flashing marker. When you correctly type the entire word and press the space bar, the word is wiped out and you gain energy units.

If a word goes off the left side of the screen, it reappears at the right side at the cost of energy units. If all the words are correctly typed on the first pass, a set of bonus words come marching by in double time. If you complete *Word Attack* without losing all your energy, you advance to the next lesson.

Scoring is based on the number of characters and words destroyed. Points are lost for pressing the wrong keys. Bonus points are computed at the end of each lesson by multiplying the average words per minute by the speed level at which you played.

The Lessons

Type Attack has 39 planned lessons that follow typical keyboard manuals. Lesson 1 uses the home Keys A S D F. Lesson 2 uses J K L ;. Subsequent lessons build skills by using additional keys, usually two at a time. After the alphabet and basic punctuation marks are studied, numbers are added, and eventually, the symbols that utilize the shift key are introduced.

In Word Attack, early lessons have two to four characters per word. Later, up to 12-character words are presented. Many of the words in Word Attack are computer commands, such as GOTO and 5 HOME.

After the 39 planned lessons, you can add programs to practice specific skills. For example, a lesson which uses only two keys could be designed for very young typists. Or, advanced lessons could utilize a series of programming commands.

You can set the speed at which the letters and words move. The variety of the settings is sufficient to make a beginner feel confident and the pro feel inadequate. Higher score values are given for higher speeds. However, I found I made my highest scores with lower speed settings.

At the left edge of the screen, a bar graph shows the speed at which you are typing the lesson.

The manual is well written and the directions are clear, but more information on typing skill development and the content of each lesson would have been helpful.

Type Attack is a well-balanced game and learning program. The challenge is certainly there and as a result, players will surely develop better typing skills.

Type Attack
Sirius Software, Inc.
10364 Rockingham Drive
Sacramento, CA 95827
(916)366-1195
$39.95

Mutant Herd For The VIC

Tony Roberts, Assistant Managing Editor

If your fire-button finger is worn out from trying to shoot down everything that moves, *Mutant Herd* from Thorn EMI Video may be the prescription. In this VIC-20 cartridge game, the fire button does come into play, but only occasionally. There's much more than dodging and shooting here.

Your assignment is to protect a powerhouse, which pulsates at the center of your screen, from an invasion of mutants, who crawl from burrows located at each corner of the display.

Your weapon is a pair of laser beams – one horizontal and one vertical – that are controlled by joystick or the keyboard.

At the game's start, everything is quiet, the beams intersect at center screen, no mutants are in sight. Move one of the beams – even slightly – and the burrows erupt. Red, green, purple, and yellow mutants stream from the burrows and pour toward the power station.

If They Form A Ring

Use the beams to stop the wave of attackers and push them toward the edges of the screen. Don't push them too far, though, for as you push the attackers to one side, the inhabitants of the other burrows creep in from the other side. If the mutants manage to form a ring around the perimeter of the powerhouse, one of your three lives is lost, and you start again.

As you defend the rumbling powerhouse, you'll soon hear the high-pitched sound of the Mutant Slayers as they begin to appear on the screen. The Mutant Slayers, though not unlike the mutants in appearance, are the key to eliminating these power production pests.

Use the laser beams to guide a slayer into one of the four burrows. By pressing the fire button, you allow the slayers to pass through the beams. If you push one of the slayers – you get ten – off the screen or into the powerhouse, color it gone.

Once you guide a slayer into one of the burrows, the scene changes. You find yourself in the shoes of a Mutant Slayer near the top of the burrow you just entered. You see a ladder leading down past abandoned caverns to the bottom of the screen where the Mutant Queen protects 15 of her precious eggs.

You're working against time, so don't spend too long admiring the sights. Get down the ladder into the Queen's cavern and put down an explosive charge. Dart back up the ladder and touch the detonator to destroy five of the eggs and seal the burrow.

It's not as easy as it sounds. The mutants, though they are admirable burrowers, know little about engineering. The abandoned caverns are deathtraps. Rocks continually fall from the walls and ceilings and bound down the ladderway. Step quickly into the gaps to the left of the ladder to avoid the falling rocks. You can't survive a direct hit.

While you're dodging rocks on your way to the top of the burrow, the Mutant Queen attempts to move your explosive away from her eggs. If she succeeds, you must go back and replace it. Be forewarned: the Mutant Queen considers Mutant Slayers a delicacy and will not hesitate to eat one if it ventures too close.

If you successfully plant the charge, dodge the rocks, and return to the detonator before the explosive has been moved, you will destroy five eggs and seal the burrow. Congratulations. But you've only just begun.

When you return to the powerhouse, things will have changed. Only three burrows remain, but your laser beams have been weakened. They're filled with gaps where mutants can slip through. Despite the difficulties, you must press on; you must seal the remaining burrows.

Guide a slayer into another burrow, and the scene shifts as before. This time, however, the Queen guards only ten eggs. You'll have to get closer to the Queen to plant the charge (risking ending up as a light lunch), and the Queen needn't go as far to move the explosive away from the eggs.

Use The Patrol Schedule

Though the Mutant Queen is vicious and certainly voracious, she does have a weakness: her pacing is predictable. She ambles back and forth through her narrow cavern almost like clockwork. Use her patrol schedule to your advantage.

If you manage to seal the second burrow, you'll return to the powerhouse, your beams weaker still. Send a slayer into one of the remaining burrows, plant the charge, dodge the rocks and the Mutant Queen, and detonate the explosive to destroy the final five eggs.

Once the eggs are destroyed, you can turn your full attention to the Queen herself. Back at the powerhouse, you have only one burrow of mutants to contend with, but your laser beams look like Swiss cheese.

Guide a slayer into the final burrow. Plant your explosive in the Queen's cavern and crawl for cover. When the Queen is directly above the charge, press the fire button to trigger the explosion and complete the round.

Once the Queen has been destroyed, you move on to new rounds, and new hazards.

Mutant Herd includes options for one or two players. No pause option is available, but

COM-STAR F/T

Tractor Friction Printer



only $259

• Lowest price quality tractor friction printer in the U.S.A. • Fast 80 characters per second
• 40, 46, 66, 80, 96, or 132 characters per line spacing • Prints labels, letters, graphs, and tables
• List your programs • Print out data from modem services

Deluxe COMSTAR F/T PRINTER — $259.00

The Comstar is an excellent addition to any micro-computer system. (Interfaces are available for Apple, VIC-20, Commodore-64, Pet, Atari 400 and 800, and Hewlett Packard). At only $259 the Comstar gives you print quality and featuers found only on printers costing twice as much. Compare these features.

• **BI-DIRECTIONAL PRINTING** with a LOGIC SEEKING CARRIAGE CONTROL for higher through-put in actual text printing. 80 characters per second.

• **PRINTING VERSATILITY:** standard 96 ASCII character set plus block graphics and international scripts. An EPROM character generator includes up to 224 characters.

• **INTERFACE FLEXIBILITY:** Centronics is standard. Options include EIA RS232C, 20mA Current Loop. (Add $20.00 for RS232)

• **LONG LIFE PRINT HEAD:** 100 million character life expectancy.

• **THREE SELECTABLE CHARACTER PITCHES:** • 10, 12 or 16.5 characters per inch. 132 columns maximum. Double-width font also is standard for each character pitch.

• **THREE SELECTABLE LINE SPACINGS:** 6, 8 or 12 lines per inch.

• **PROGRAMMABLE LINE FEED:** programmable length from 1/144 to 255/144 inches.

• **VERTICAL FORMAT CONTROL:** programmable form length up to 127 lines, useful for short or over-sized preprinted forms.

• **FRICTION AND TRACTOR FEED:** will accept single sheet paper.

• **224 TOTAL CHARACTERS**

• **USES STANDARD SIZE PAPER**

If you want more try —

Premium Quality COMSTAR F/T SUPER-10" PRINTER — $299.00

More Features Than MX-80

For $299 you get all of the features of the Comstar plus 10" carriage 120 cps, 9x9 dot matrix with double strike capability for 18 x 18 dotmatrix. High resolution bit image (120 x 144 dot matrix), underlining, backspacing, 2.3K buffer, left and right margin settings, true lower descenders, with super and subscripts, and prints standard, Italic, Block Graphics, special characters, plus 2K of user definable characters. For the ultimate in price performance the Comstart F/T Super 10" leads the pack!

80 COLUMN PRINTER $189

Super silent operation, 60 CPS, prints Hi-resolution graphics and block graphics, expanded character set, exceptionally clear characters, fantastic print quality, uses inexpensive thermal roll paper!

Double Immediate Replacement Warranty

We have doubled the normal 90 day warranty to 180 days. Therefore if your printer fails within "180 days" from the date of purchase you simply send your printer to us via United Parcel Service, prepaid. We will IMMEDIATELY send you a replacement printer at no charge via United Parcel Service, prepaid. This warranty, once again, proves that WE LOVE OUR CUSTOMERS!

15 DAY FREE TRIAL

OTHER OPTIONS

Extra Ribbons	$ 5.95
Roll Paper Holder	32.95
Roll Paper	4.95
5000 Labels	19.95
1100 Sheets Fan Fold Paper	13.95

Add $20.00 shipping, handling and insurance. Illinois residents please add 6% tax. Add $40.00 for CANADA, PUERTO RICO, HAWAII, ALASKA orders. WE DO NOT EXPORT TO OTHER COUNTRIES. Enclose cashiers check, money order or personal check. Allow 14 days for delivery, 2 to 7 days for phone orders, 1 day express mail available!! Canada orders must be in U.S. dollars.

PROTECTO ENTERPRIZES (We Love Our Customers)
BOX 550, BARRINGTON, ILLINOIS 60010
Phone 312/382-5244 to order

COMSTAR F/T

ABCDEFGHIJKLMNOPQRSTUVWXYZabcdefghijk
lmn opqrstuvwxyz 1234567890
ABCDEFGHIJKLMNOPQRSTUVWXYZabcdefghijklmnopqrstuvwxyz1234567890

SUPER-10"

ABCDEFGHIJKLMNOPQRSTUVWXYZ
ABCDEFGHIJKLMNOPQRSTUVWXYZ 1234567890

each time you return to the powerhouse, either by losing a life or sealing a burrow, the game waits until you initiate action by moving the laser beams.

Though a little luck will get you started with *Mutant Herd*, you'll need to develop strategies, both for the surface and the underworld, to keep going for long. There are enough little problems to always keep you thinking about what you'll have to do next.

Mutant Herd
Thorn EMI Video Programs Limited
1370 Avenue of the Americas
New York, NY 10019
$39.95 ©

COMPUTE!
TOLL FREE
Subscription
Order Line
800-334-0868
In NC 919-275-9809

VOICE WORLD'S
24K Golden RAM Expansion Chassis
ONLY **$149.00**



- Programmer's dream—Game player's delight.
- Boosts VIC memory to 29K!
- 4 expansion slots with switches for instant cartridge selection—faster than a disk.
- Accepts any cartridge designed for the VIC 20®.
- System Reset Button.
- Plugs directly into your VIC 20®.
- 8 memory control switches—easy to configure in 8K banks for custom applications.
- Factory tested—one year limited warranty.
- Start address selection at 2000, 4000, 6000, A000 HEX.
- ROM mode switches for memory write protection and PROM, EPROM emulation.
- Memory banks hold programs/data even when deselected.
- Gold-plated connectors/switch contacts for high reliability.
- Fused to protect your VIC 20.®

VOICE WORLD
13055 Via Esperia
Del Mar, CA 92014
(619) 481-7390

TO ORDER:
Send check or money order. Add 3.00 shipping and handling. California residents add 6% sales tax. COD
DEALER INQUIRIES INVITED

VIC 20 is a registered trademark of Commodore Business Machines, INC.

Where's the Applause?



You're creative, original, competent.
You've written programs that entertain, educate, organize, analyze.
So where's the applause?

Let us find your audience

That is our business. When we accept a program for publication, we do more than list it in a catalog. We put it in the most effective packaging. We expand its potential with translations for other computers. We devise a competitive marketing strategy. And then our sales staff runs it through a national distribution network.

That's why our programs such as EARLY GAMES are bestsellers. That's how yours could become one.

We will more than find your audience, we will create it. And you'll love the applause.

Submit your programs for review and expect a response within ten business days.

CSI
counterpoint software inc.
new products editor
suite 218e
4005 west sixty-fifth street
minneapolis minnesota 55435



ADVENTURES

FOR WORK OR PLAY, OUR NAME SAYS IT ALL.

Exclusively from AdVentures

Gypsum Caves by Brian Wagner

A revolutionary new game requiring more than just hand-eye coordination, Gypsum Caves is a word-adventure trek through endless caverns. Use objects found along the way and your imagination to gain the final test — then try to get out alive! 3-D Color Graphics

Vic 20 Cassette **$14.95**
C64 Disk **$16.95**

Ak-Ak Man — by Brian Wagner

The old standby with a new twist — random screens. The computer devises a new pattern every time, for added challenge and excitement.

Vic 20 Cassette **$9.95**

New Releases from AdVentures

Leap-Man (+ 3K) by Brian Wagner

Experience 5 screens worth of action as Leap-Man traverses the structure of girders, walls, floors, and ladders in this fast-paced adventure game.

Vic 20 Cassette **$14.95**

Earthinator (+ 3K) by Brian Wagner

Pursue various subterranean denizens through tunnels, shafts, and solid rock in your capacity as Earthinator, structural pest control technician for the entire planet.

Vic 20 Cassette **$14.95**

Huntman By Earnest Hunter

Scramble to avoid the wild hogs and collect enough ammunition to defend yourself in this wild action chase challenge.

Vic 20 Cassette **$14.95**

Mind Binder by Steve Fogolini

A mind boggling matching game of skill, tactics, and memory. 5 levels of difficulty for hours of enjoyment.

C64 Disk **$14.95**

World Conquest by Todd Seidel

Combined skill and luck are required to master this intriguing quest for world domination.

C64 Disk **$16.95**

Mailfile by L. A. Enterprises

A software directory for your home computer, Mailfile stores and retrieves names, numbers and addresses by name and zip code.

Atari 400/500 Cassette **$9.95**
C64 Cassette **$9.95**
C64 Disk **$11.95**
Vic 20 Cassette **$9.95**

Math Tutor by Royce Webb

A valuable tool for young children to simultaneously develop their math skills and their understanding of the use and value of the computer. For grade levels 4 and up, with emphasis on problem-solving using elementary math principles. Varying skill levels, question sets, and choice arrays.

Atari 400/800 Cassette **$8.95**

Home Budget/Finance (+ 3K) by Carter Jones

This is a variable program that can help you organize your budget and stick to it. Pre-programmed with various expenditure/income categories as well as untitled columns for specific regular expenses, this planner is a valuable tool for any homemaker.

Vic 20 Cassette **$9.95**
C64 Disk **$11.95**

My ABC's by L.A. Enterprises

Software designed to help young children get a head start in language as well as familiarize them with the potential of the computer

C64 Casseette **$8.95**
C64 Disk **$10.95**
Vic 20 Cassette **$8.95**

My First Numbers by Carter Jones

An extensive elementary mathematics program designed for children up to 4th grade levels. This software can provide the basis for superior acheivement in all levels of mathematics by assuring a complete grasp of the basic principles.

Vic 20 Tape **$9.95**

EPYX

Jumpman

As Jumpman, you will be the only one capable of negotiating the wreckage of headquarters to find the bombs planted there. Watch your step!

Atari 400/800 Disk **$29.95**
C64 ..... **$29.95**

Aggressor

Protect the precious ore fields of Freeworld 6 in your advanced VX6 Marauder Ramjet fighter. 10 levels of difficulty.

Vic 20 Cartridge **$32.95**

Gridrunner

Combat the enemy droids on the Grid, a huge orbiting solar power station, in a specially constructed Gridrunner ship.

Vic 20 and C64 Cartridge **$32.99**

BRØDERBUND

A.E.

The newest import from Japan has surpassed its function as a pollution control robot and become a nuisance. A lighthearted game requiring speed, agility, and a sense of humor. Joystick required.

Atari 400/800 Disk **$24.99**

DATA SOFT

Zaxxon

Official home version of the famous 3-D arcade adventure. Pilot your aircraft through the battlefield and to the showdown with the deadly armored robot. Sound effects and color graphics.

Atari 400/800 Cassette **$29.95**

1701 Monitor Cables **$11.25**
Monitor Cables with audio **$9.95**
Cable wrapups ..... 5 for **$1.19**

Dealer/Distributors inquiry welcome.
Attention Programmers: Top dollar for original programs. We provide copyright assistance.

Other major credit cards accepted.

VISA MasterCard

AdVENTURES
Call Toll Free
1-800-835-2222

In D.C. Metro area 703-360-0301

or Write to:
AdVentures
8718-A Richmond Highway
Alexandria, VA 22309
Include $2.00 for Postage and Handling.

ULTRASORT
For Commodore

John W. Ross

This is probably the fastest sorting program ever published for any home computer. It will alphabetize 1000 items in less than eight seconds.

There are versions here for the 64, VIC, and 4.0 RET. You might want to change the amount sorted in the test program to reflect the available memory in your computer. If so, change N in line 110 of Program 4. The test generates random "words" so you can see how the program works.

This article is a sequel to my earlier article "Super Shell Sort for PET/CBM" (February 1983). In that article, I described a shell sort program for the CBM 8032 written entirely in machine language. It performed as expected and was, overall, very fast; however, it had a couple of shortcomings. First of all, it had a rather clumsy interface with BASIC; that is, the calling sequence was not very neat; and second, sorting was performed by the shell sort algorithm. This method of sorting is actually quite efficient, certainly far better than a bubble sort, for instance. Nevertheless, there are better sorts.

C.A.R. Hoare's Quicksort algorithm is possibly the fastest yet developed for most applications. So, I rewrote my machine language sort program based on the Quicksort algorithm.

Speed Improvements

How much better is it? In order to test the program, I wrote a small sort test program (Program 4), similar to the one in my original article. This program generates a character array containing N items (line 110).

Different items are generated depending on the value of the random number seed, SD in line 140; SD must be a negative number.

I generated six 1000 element arrays and sorted them using both the shell sort and Ultrasort. Super Shell Sort required an average of 29.60 seconds to sort all 1000 elements, while Ultrasort required an average of only 8.32 seconds. The sorting time has increased 72%. I don't believe you will find a faster sort for an eight-bit machine anywhere.

The way you start the sort (see Program 4) has also been refined. To RUN the sort on the PET, you simply type:

```
SYS 31744,N,AA$(K)
```

For the 64, use:

```
SYS 49152,N,AA$(K)
```

The format is the same for the VIC, but the loader for the VIC version (Program 2) is designed to relocate itself to the top of available memory, which will vary according to the amount of expansion memory added to your VIC. (Ultrasort is too long for the unexpanded VIC.) The loader program will tell you the proper SYS address to use on your VIC.

RUNning The Program

Ultrasort can be used either from within a program or in immediate mode. RUNning Ultrasort causes N elements from array AA$, starting with element K, to be sorted into ascending order. The sort occurs in place; there is no additional memory overhead. N and K can be constants or variables, and any character array name can be substituted for AA$.

Before RUNning the sort, though, it must be LOADed by BASIC. The appropriate loader is supplied in Programs 1-3. The tradeoff for the increased speed of Ultrasort is increased complexity, especially in machine language. The sort program runs from $7C00 to $7F8B (908 bytes) on the PET. The increased size, of course, creates a greater possibility of errors when you enter the numbers. In order to minimize this, the PET loader

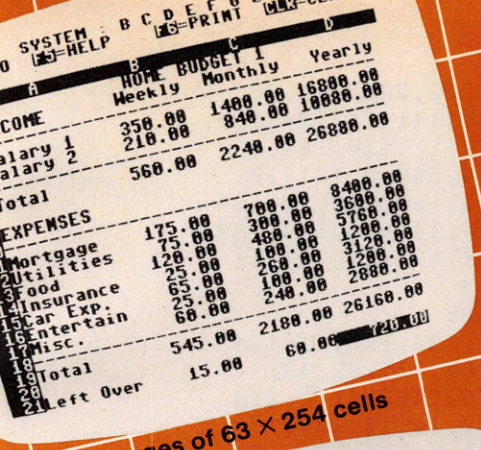

32 pages of 63 × 254 cells



GRAPHIC DISPLAY on screen and printer

View as many as FOUR pages at one time

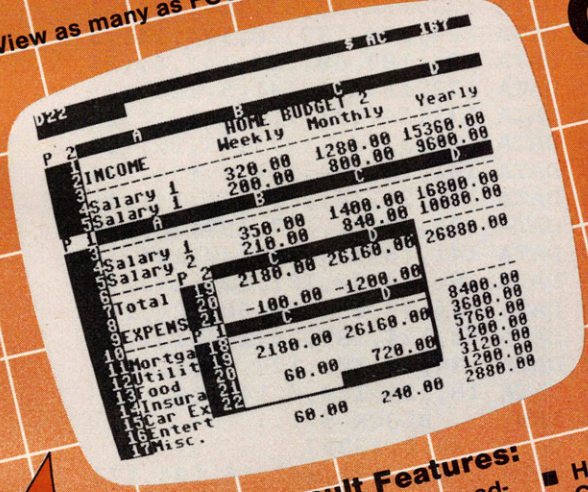

the foxiest Calc Result™

PLANNING and FORECASTING TOOL AVAILABLE

For the COMMODORE 64™ with disk drive

We started with the best that standard spreadsheet programs could offer.

Then we added features designed to create a planning tool more useful than ever before.

The Result?

CALC RESULT! The most powerful, understandable and economical spreadsheet program on the market today.

Thirty-two pages, graphics and the ability to view up to four pages (spreadsheets) at once make CALC RESULT the spreadsheet program that outfoxes them all!



Calc Result Features:

- A three dimensional spreadsheet with 32 pages of 63 × 254 cells, offering unrivaled flexibility
- Graphic display on screen and printer
- The ability to view as many as four pages at once through a window and split screen. This allows you to compare spreadsheets!
- Help function on-line to make Calc Result's features easy to use
- Color coordinated cells that speed calculations
- IF-THEN-ELSE with AND, OR and NOT-ELSE functions in each cell give you unlimited possibilities for decision making
- Timesaving full function editing
- Flexible column width printouts for formatting reports
- Utilization of memory only in cells that are active
- Replicate, copy and move commands that save time
- Consolidation of spreadsheets to get the "bottom line"
- Protection of cells containing formulas
- Ability to load VisiCalc™ files

Distributed by:

COMPUTER MARKETING SERVICES INC.

300 W. Marlton Pike • Cherry Hill, N.J. 08002 • 609-795-9480

"Our products outfox them all!"

Commodore 64 is a trademark of Commodore Business Machines
VisiCalc is a trademark of VisiCorp.
Calc Result is a trademark of Handic Software, AB.

(Program 1) is written to be self-checking to a degree. The DATA statements are grouped in blocks of 20 lines or 140 numbers (except for the first and last blocks), each of which is supplied with a checksum. If all the numbers in a block do not add up to the checksum, an error message is printed, giving you an indication of which block is in error. VIC and 64 owners should check their typing carefully, as there is no checksum.

Notice that the first thing the loader programs do is reset the top of memory pointer. This is very important – you must use the BASIC loader before RUNning the sort program.

Once Program 1 is loaded into upper memory of the PET, you should save it to disk by entering the monitor (SYS 4) and typing:

```
S"0:ULTRASORT",08,7C00,7F8C
```

VIC and 64 owners should use a monitor program or cartridge (e.g., VICMON, Supermon 64) or a routine such as "Machine Language Saver" (COMPUTE!, June 1983, p. 216) to save a copy of the Ultrasort machine language.

To load your copy of Ultrasort from the PET monitor, reset the top of memory and type:

```
L"0:ULTRASORT",08
```

From PET, VIC, or 64 BASIC type:

```
LOAD"ULTRASORT",8,1   for disk, or
LOAD"ULTRASORT",1,1   for tape.
```

You can use Program 4 to watch the action with the PET, VIC, or 64 versions of Ultrasort.

Program 1: Ultrasort For PET

```
1 REM ULTRASORT-LOADER
10 POKE 52,0 : POKE 53,124 : CLR
20 FOR IB=1 TO 7
30 READ N,NL,CC:CS=0 : IF NL<>0 THEN L=NL
40 FORI=1 TO N : READ X : CS=CS+X : POKE
   L,X
50 L=L+1 : NEXT I
60 IF CS<>CC THEN PRINT"ERROR IN BLOCK"IB
    : END
70 PRINT"BLOCK"IB"OK"
80 NEXT IB
90 END
199 REM ... BLOCK 1 ...
200 DATA 3,31744,300
205 DATA 76,100,124
206 REM ... BLOCK 2 ...
207 DATA 140,31844,14808
210 DATA 32,245,190,32,152,189,32
215 DATA 45,201,165,17,141,12,124
220 DATA 165,18,141,13,124,32,245
225 DATA 190,32,152,189,56,165,68
230 DATA 233,3,133,84,165,69,233
235 DATA 0,133,85,162,1,173,12
240 DATA 124,157,20,124,173,13,124
245 DATA 157,40,124,169,1,157,60
250 DATA 124,169,0,157,80,124,189
255 DATA 60,124,141,16,124,189,80
260 DATA 124,141,17,124,189,20,124
265 DATA 141,18,124,189,40,124,141
270 DATA 19,124,32,47,127,173,11
275 DATA 124,48,4,202,208,221,96
280 DATA 189,60,124,141,16,124,189
285 DATA 80,124,141,17,124,169,1
290 DATA 141,18,124,169,0,141,19
295 DATA 124,32,101,127,189,20,124
300 DATA 141,18,124,141,14,124,189
305 DATA 40,124,141,19,124,141,15
306 REM ... BLOCK 3 ...
307 DATA 140,0,13385
310 DATA 124,32,47,127,173,11,124
315 DATA 48,3,76,167,125,32,131
320 DATA 127,173,16,124,141,3,124
325 DATA 173,17,124,141,4,124,173
330 DATA 14,124,141,5,124,173,15
335 DATA 124,141,6,124,32,132,126
340 DATA 32,180,126,173,11,124,48
345 DATA 218,173,16,124,141,3,124
350 DATA 173,17,124,141,4,124,173
355 DATA 18,124,141,16,124,173,19
360 DATA 124,141,17,124,169,1,141
365 DATA 18,124,169,0,141,19,124
370 DATA 32,101,127,173,16,124,141
375 DATA 18,124,173,17,124,141,19
380 DATA 124,173,3,124,141,16,124
385 DATA 173,4,124,141,17,124,32
390 DATA 47,127,173,11,124,16,35
395 DATA 173,14,124,141,3,124,173
400 DATA 15,124,141,4,124,173,18
405 DATA 124,141,5,124,173,19,124
406 REM ... BLOCK 4 ...
407 DATA 140,0,13499
410 DATA 141,6,124,32,132,126,32
415 DATA 180,126,173,11,124,48,152
420 DATA 32,47,127,173,11,124,16
425 DATA 18,173,16,124,141,3,124
430 DATA 173,17,124,141,4,124,32
435 DATA 132,126,32,31,127,76,241
440 DATA 124,234,189,20,124,141,3
445 DATA 124,189,40,124,141,4,124
450 DATA 173,16,124,141,5,124,173
455 DATA 17,124,141,6,124,32,132
460 DATA 126,32,31,127,173,16,124
465 DATA 141,18,124,141,3,124,173
470 DATA 17,124,141,19,124,141,4
475 DATA 124,32,81,127,189,20,124
480 DATA 141,18,124,189,40,124,141
485 DATA 19,124,32,101,127,173,11
490 DATA 124,48,15,189,60,124,141
495 DATA 18,124,189,80,124,141,19
500 DATA 124,32,101,127,169,1,141
505 DATA 18,124,169,0,141,19,124
506 REM ... BLOCK 5 ...
507 DATA 140,0,15957
510 DATA 173,3,124,141,16,124,173
515 DATA 4,124,141,17,124,173,11
520 DATA 124,16,52,189,60,124,232
525 DATA 157,60,124,202,189,80,124
530 DATA 232,157,80,124,32,101,127
535 DATA 173,16,124,157,20,124,173
540 DATA 17,124,157,40,124,32,131
545 DATA 127,32,131,127,202,173,16
550 DATA 124,157,60,124,173,17,124
555 DATA 157,80,124,76,128,126,32
560 DATA 131,127,232,173,16,124,157
565 DATA 60,124,173,17,124,157,80
570 DATA 124,202,189,20,124,232,157
575 DATA 20,124,202,189,40,124,232
580 DATA 157,40,124,202,32,101,127
585 DATA 32,101,127,173,16,124,157
590 DATA 20,124,173,17,124,157,40
```

DEVELOP-20

DEVELOP-20
DEVELOP-64

DEVELOP-64

SOFTWARE DEVELOPMENT SYSTEMS

to

Help you develop your skills and the power of your computer.

These complete development systems for the VIC 20 and the Commodore 64 computers are tools for the professional and learning aids for the developing programmer. A must for anyone who wants to understand the internal workings of the computer or who wants to design fast-action graphics or other powerful machine language programs.

The Full-featured Assembler, Screen editor, Loader, Decoder and Debugger are accompanied by a tutorial on machine language, graphics programming and sound generation programming. The book also guides you through step-by-step instructions for the use of the tools and contains the most complete memory map available. A complete list is included of all the internal programs in ROM and the means by which you can call them from your own programs. Sample programs are fully explained.

All programs support disk, tape and printer output. A special limited-feature version is available for the 5K VIC 20.

Ask for Develop-20 and Develop-64 at your local software store.

French Silk smooth ware

To order direct send $49.95 U.S. funds plus $2.00 p&h to French Silk, PO Box 207, Cannon Falls, MN 55009. VISA/MC charges accepted (please include expiration date). Please specify Develop-20 or Develop-64 and the 5K version for the VIC 20 if so desired. Programs are distributed on cassette or diskette. Please specify your preference.

Dealer enquiries invited.

VIC 20 and Commodore 64 are registered TM of Commodore Business Machines Inc.

GET THE MOST OUT OF YOUR COMMODORE-64

WITH SOFTWARE FROM ABACUS





SCREEN GRAPHICS 64

- Adds 24 commands to BASIC.
- Plot points, lines, boxes, circles and fill in hires and multicolor.
- Define and animate sprites easily.
- Includes demos, tutorial and manual.
- **$24.95 FOR TAPE**
- **$27.95 FOR DISK**



SYNTHY 64

- Full featured music and sound synthesizer.
- Easy entry and editing of notes and commands.
- Control ASDR, filters, waveforms etc.
- Includes sample music and manual.
- **$29.95 FOR TAPE**
- **$32.95 FOR DISK**



CHARTPAK 64

- Create Pie, Bar and Line charts in high resolution.
- Enter, edit, save and recall to/from disc.
- Choose any of 8 chart formats and design charts interactively.
- Produce hard copy onto 1515, 1525 or Epson printer.
- **$42.95 DISK ONLY**



ULTRABASIC 64

- Turtle, hires, multicolor and sprite graphics.
- Sound and sound effects.
- Screen copy to 1515, 1525 or Epson printers.
- Includes demos, tutorial, manual.
- **$39.95 FOR TAPE**
- **$42.95 FOR DISK**



SKIER 64

- Arcade type game.
- Joystick or keyboard control.
- 3 different games.
- 3 different levels.
- **$14.95 FOR TAPE**
- **$17.95 FOR DISK**

TO ORDER NOW

PLEASE WRITE: ABACUS SOFTWARE
P.O. BOX 7211, Grand Rapids, MI 49510

For postage & handling, add $1.50 (U.S. and Canada), add $3.00 for foreign. Make payment in U.S. dollars by check, money order or charge card. **FOR IMMEDIATE SERVICE PHONE 616/241-5510** Mich. Residents add 4% sales tax. Hours 9am -6pm EST.

FREE CATALOG

Ask for a listing of other software for your Commodore-64 or VIC-20.

YOU CAN COUNT ON Abacus Software

DISTRIBUTORS

Great Britain:
ADAMSOFT
18 Norwich Ave.
Rochdale, Lancs.

West Germany:
DATA BECKER
Merowingerstr 30
4000 Dusseldorf
0211/312085

Great Britain
CCI Software
167 Great Portland St.
London WI
01-636-6354

Sweden:
TIAL TRADING
PO 516
34300 Almhult
476-12304

Canada East:
KING MICROWARE LTD.
5950 Cote des Neiges
Montreal, Quebec H3S 1Z6
514/737-9335

Australia:
CW ELECTRONICS
416 Logan Road
Brisbane, Queens.
07-397-0808

Canada West:
L.S.I. Distributors Ltd.
810 W Broadway #163
Vancouver, BC V5Z 4C9
604/733-0211

New Zealand:
VISCOUNT ELECTRONICS
306-308 Church Street
Palmerston North
63-86-696

```
595 DATA 124,232,76,162,124,160,3
600 DATA 165,84,133,88,133,90,165
605 DATA 85,133,89,133,91,24,165
606 REM ... BLOCK 6 ...
607 DATA 140,0,15683
610 DATA 88,109,3,124,133,88,165
615 DATA 89,109,4,124,133,89,24
620 DATA 165,90,109,5,124,133,90
625 DATA 165,91,109,6,124,133,91
630 DATA 136,208,223,96,160,0,140
635 DATA 11,124,177,88,141,7,124
640 DATA 177,90,141,8,124,200,152
645 DATA 205,7,124,240,2,176,13
650 DATA 205,8,124,240,21,144,19
655 DATA 238,11,124,76,30,127,205
660 DATA 8,124,240,2,176,62,206
665 DATA 11,124,76,30,127,140,9
670 DATA 124,160,1,177,88,133,86
675 DATA 200,177,88,133,87,172,9
680 DATA 124,136,177,86,141,10,124
685 DATA 140,9,124,160,1,177,90
690 DATA 133,86,200,177,90,133,87
695 DATA 172,9,124,177,86,200,205
700 DATA 10,124,208,3,76,195,126
705 DATA 144,184,76,224,126,96,160
706 REM ... BLOCK 7 ...
707 DATA 108,0,11613
710 DATA 2,177,88,72,177,90,145
715 DATA 88,104,145,90,136,16,243
720 DATA 96,169,0,141,11,124,173
725 DATA 17,124,205,19,124,144,6
730 DATA 240,8,238,11,124,96,206
735 DATA 11,124,96,173,16,124,205
740 DATA 18,124,144,244,208,238,96
745 DATA 173,16,124,24,109,18,124
750 DATA 141,16,124,173,17,124,109
755 DATA 19,124,141,17,124,96,169
760 DATA 0,141,11,124,56,173,16
765 DATA 124,237,18,124,141,16,124
770 DATA 173,17,124,237,19,124,141
775 DATA 17,124,176,3,206,11,124
780 DATA 96,238,16,124,208,3,238
785 DATA 17,124,96
```

Program 2: Ultrasort For VIC

```
5 I1=PEEK(56)*256-1024
6 POKE 55,0:HI=INT(I1/256):POKE 56,HI:CL
  R
7 I1=PEEK(55)+PEEK(56)*256
8 HI=INT(I1/256)
10 I=I1
20 READ A:IF A=256 THEN PRINT"TO RUN SOR
   T, USE: SYS"I1:END
22 IF A<0 THEN A=ABS(A)-26+HI
25 IF A=257 THEN I=I1+100:GOTO 20
30 POKE I,A:I=I+1:GOTO 20
6656 DATA 76,100,-26,257
6768 DATA 32,253,206,32,158
6776 DATA 205,32,247,215,165,20,141
6784 DATA 12,-26,165,21,141,13,-26
6792 DATA 32,253,206,32,158,205,56
6800 DATA 165,71,233,3,133,75,165
6808 DATA 72,233,0,133,76,162,1
6816 DATA 173,12,-26,157,20,-26,173
6824 DATA 13,-26,157,40,-26,169,1
6832 DATA 157,60,-26,169,0,157,80
6840 DATA -26,189,60,-26,141,16,-26
6848 DATA 189,80,-26,141,17,-26,189
6856 DATA 20,-26,141,18,-26,189,40
6864 DATA -26,141,19,-26,32,47,-29
6872 DATA 173,11,-26,48,4,202,208
6880 DATA 221,96,189,60,-26,141,16
6888 DATA -26,189,80,-26,141,17,-26
6896 DATA 169,1,141,18,-26,169,0
6904 DATA 141,19,-26,32,101,-29,189
6912 DATA 20,-26,141,18,-26,141,14
6920 DATA -26,189,40,-26,141,19,-26
6928 DATA 141,15,-26,32,47,-29,173
6936 DATA 11,-26,48,3,76,167,-27
6944 DATA 32,131,-29,173,16,-26,141
6952 DATA 3,-26,173,17,-26,141,4
6960 DATA -26,173,14,-26,141,5,-26
6968 DATA 173,15,-26,141,6,-26,32
6976 DATA 132,-28,32,180,-28,173,11
6984 DATA -26,48,218,173,16,-26,141
6992 DATA 3,-26,173,17,-26,141,4
7000 DATA -26,173,18,-26,141,16,-26
7008 DATA 173,19,-26,141,17,-26,169
7016 DATA 1,141,18,-26,169,0,141
7024 DATA 19,-26,32,101,-29,173,16
7032 DATA -26,141,18,-26,173,17,-26
7040 DATA 141,19,-26,173,3,-26,141
7048 DATA 16,-26,173,4,-26,141,17
7056 DATA -26,32,47,-29,173,11,-26
7064 DATA 16,35,173,14,-26,141,3
7072 DATA -26,173,15,-26,141,4,-26
7080 DATA 173,18,-26,141,5,-26,173
7088 DATA 19,-26,141,6,-26,32,132
7096 DATA -28,32,180,-28,173,11,-26
7104 DATA 48,152,32,47,-29,173,11
7112 DATA -26,16,18,173,16,-26,141
7120 DATA 3,-26,173,17,-26,141,4
7128 DATA -26,32,132,-28,32,31,-29
7136 DATA 76,241,-26,234,189,20,-26
7144 DATA 141,3,-26,189,40,-26,141
7152 DATA 4,-26,173,16,-26,141,5
7160 DATA -26,173,17,-26,141,6,-26
7168 DATA 32,132,-28,32,31,-29,173
7176 DATA 16,-26,141,18,-26,141,3
7184 DATA -26,173,17,-26,141,19,-26
7192 DATA 141,4,-26,32,81,-29,189
7200 DATA 20,-26,141,18,-26,189,40
7208 DATA -26,141,19,-26,32,101,-29
7216 DATA 173,11,-26,48,15,189,60
7224 DATA -26,141,18,-26,189,80,-26
7232 DATA 141,19,-26,32,101,-29,169
7240 DATA 1,141,18,-26,169,0,141
7248 DATA 19,-26,173,3,-26,141,16
7256 DATA -26,173,4,-26,141,17,-26
7264 DATA 173,11,-26,16,52,189,60
7272 DATA -26,232,157,60,-26,202,189
7280 DATA 80,-26,232,157,80,-26,32
7288 DATA 101,-29,173,16,-26,157,20
7296 DATA -26,173,17,-26,157,40,-26
7304 DATA 32,131,-29,32,131,-29,202
7312 DATA 173,16,-26,157,60,-26,173
7320 DATA 17,-26,157,80,-26,76,128
7328 DATA -28,32,131,-29,232,173,16
7336 DATA -26,157,60,-26,173,17,-26
7344 DATA 157,80,-26,202,189,20,-26
7352 DATA 232,157,20,-26,202,189,40
7360 DATA -26,232,157,40,-26,202,32
7368 DATA 101,-29,32,101,-29,173,16
7376 DATA -26,157,20,-26,173,17,-26
7384 DATA 157,40,-26,232,76,162,-26
7392 DATA 160,3,165,75,133,79,133
7400 DATA 81,165,76,133,80,133,82
7408 DATA 24,165,79,109,3,-26,133
7416 DATA 79,165,80,109,4,-26,133
```

BUSIWRITER

BUSIWRITER A Honey of a Word Processor

Why word processors?

Word processors allow the user to quickly and easily create letters, memos, notes, reports, term papers, manuals, poetry and any other written information using the memory of the computer as a pencil and paper. The computer display or terminal acts as a window through which the user views the information as it is entered. The outstanding advantage of using BUSIWRITER is that it acts not only as a pencil and paper but as a perfect eraser and automatic typewriter.



For Commodore CBM-64
Commodore 1515, 1525, Epson, C. Itoh, Qume, Diablo, NEC Spinwriter, Starwriter, Prowriter, Okidata, Microline, Gemini-10
And many more printers

BUSIWRITER The Queen Bee of Word Processors

BUSIWRITER allows the user to quickly and easily make any number of alterations to the text. BUSIWRITER will instantly reformat your text and show you exactly and continuously how the final output will appear. BUSIWRITER has more functions than any other known microcomputer word processor. With BUSIWRITER assisting in the entry of text, providing a **20 page memory** and performing an enormous number of editing/composing functions, the preparation of written data is far faster and outstandingly more accurate than if it were prepared by hand.

BUSIWRITER With the Sting Removed from the Prices

BUSIWRITER 64 . . . . . only **$99.00** for the CBM 64

BUSIWRITER AVAILABLE NOW FROM YOUR LOCAL DEALER
(800) 227-9998
FOR THE NAME OF YOUR NEAREST DEALER

California, Canada, Alaska and Hawaii please call (415) 965-1735

Skyles Electric Works
231G South Whisman Road
Mountain View, CA 94041

Europe please contact Supersoft, Winchester House, Harrow Wealdstone, England HA3 7SJ, Tel. 01 861 1166

```
7424 DATA 80,24,165,81,109,5,-26
7432 DATA 133,81,165,82,109,6,-26
7440 DATA 133,82,136,208,223,96,160
7448 DATA 0,140,11,-26,177,79,141
7456 DATA 7,-26,177,81,141,8,-26
7464 DATA 200,152,205,7,-26,240,2
7472 DATA 176,13,205,8,-26,240,21
7480 DATA 144,19,238,11,-26,76,30
7488 DATA -29,205,8,-26,240,2,176
7496 DATA 62,206,11,-26,76,30,-29
7504 DATA 140,9,-26,160,1,177,79
7512 DATA 133,77,200,177,79,133,78
7520 DATA 172,9,-26,136,177,77,141
7528 DATA 10,-26,140,9,-26,160,1
7536 DATA 177,81,133,77,200,177,81
7544 DATA 133,78,172,9,-26,177,77
7552 DATA 200,205,10,-26,208,3,76
7560 DATA 195,-28,144,184,76,224,-28
7568 DATA 96,160,2,177,79,72,177
7576 DATA 81,145,79,104,145,81,136
7584 DATA 16,243,96,169,0,141,11
7592 DATA -26,173,17,-26,205,19,-26
7600 DATA 144,6,240,8,238,11,-26
7608 DATA 96,206,11,-26,96,173,16
7616 DATA -26,205,18,-26,144,244,208
7624 DATA 238,96,173,16,-26,24,109
7632 DATA 18,-26,141,16,-26,173,17
7640 DATA -26,109,19,-26,141,17,-26
7648 DATA 96,169,0,141,11,-26,56
7656 DATA 173,16,-26,237,18,-26,141
7664 DATA 16,-26,173,17,-26,237,19
7672 DATA -26,141,17,-26,176,3,206
7680 DATA 11,-26,96,238,16,-26,208
7688 DATA 3,238,17,-26,96,256
```

Program 3: Ultrasort For 64

```
10 I=49152
20 READ A:IF A=256 THEN END
30 POKE I,A:I=I+1:GOTO 20
49152 DATA 76,100,192,170,170,170,170
49159 DATA 170,170,170,170,170,170,170
49166 DATA 170,170,170,170,170,170,170
49173 DATA 170,170,170,170,170,170,170
49180 DATA 170,170,170,170,170,170,170
49187 DATA 170,170,170,170,170,170,170
49194 DATA 170,170,170,170,170,170,170
49201 DATA 170,170,170,170,170,170,170
49208 DATA 170,170,170,170,170,170,170
49215 DATA 170,170,170,170,170,170,170
49222 DATA 170,170,170,170,170,170,170
49229 DATA 170,170,170,170,170,170,170
49236 DATA 170,170,170,170,170,170,170
49243 DATA 170,170,170,170,170,170,170
49250 DATA 170,170,32,253,174,32,158
49257 DATA 173,32,247,183,165,20,141
49264 DATA 12,192,165,21,141,13,192
49271 DATA 32,253,174,32,158,173,56
49278 DATA 165,71,233,3,133,75,165
49285 DATA 72,233,0,133,76,162,1
49292 DATA 173,12,192,157,20,192,173
49299 DATA 13,192,157,40,192,169,1
49306 DATA 157,60,192,169,0,157,80
49313 DATA 192,189,60,192,141,16,192
49320 DATA 189,80,192,141,17,192,189
49327 DATA 20,192,141,18,192,189,40
49334 DATA 192,141,19,192,32,47,195
49341 DATA 173,11,192,48,4,202,208
49348 DATA 221,96,189,60,192,141,16
49355 DATA 192,189,80,192,141,17,192
49362 DATA 169,1,141,18,192,169,0
49369 DATA 141,19,192,32,101,195,189
49376 DATA 20,192,141,18,192,141,14
49383 DATA 192,189,40,192,141,19,192
49390 DATA 141,15,192,32,47,195,173
49397 DATA 11,192,48,3,76,167,193
49404 DATA 32,131,195,173,16,192,141
49411 DATA 3,192,173,17,192,141,4
49418 DATA 192,173,14,192,141,5,192
49425 DATA 173,15,192,141,6,192,32
49432 DATA 132,194,32,180,194,173,11
49439 DATA 192,48,218,173,16,192,141
49446 DATA 3,192,173,17,192,141,4
49453 DATA 192,173,18,192,141,16,192
49460 DATA 173,19,192,141,17,192,169
49467 DATA 1,141,18,192,169,0,141
49474 DATA 19,192,32,101,195,173,16
49481 DATA 192,141,18,192,173,17,192
49488 DATA 141,19,192,173,3,192,141
49495 DATA 16,192,173,4,192,141,17
49502 DATA 192,32,47,195,173,11,192
49509 DATA 16,35,173,14,192,141,3
49516 DATA 192,173,15,192,141,4,192
49523 DATA 173,18,192,141,5,192,173
49530 DATA 19,192,141,6,192,32,132
49537 DATA 194,32,180,194,173,11,192
49544 DATA 48,152,32,47,195,173,11
49551 DATA 192,16,18,173,16,192,141
49558 DATA 3,192,173,17,192,141,4
49565 DATA 192,32,132,194,32,31,195
49572 DATA 76,241,192,234,189,20,192
49579 DATA 141,3,192,189,40,192,141
49586 DATA 4,192,173,16,192,141,5
49593 DATA 192,173,17,192,141,6,192
49600 DATA 32,132,194,32,31,195,173
49607 DATA 16,192,141,18,192,141,3
49614 DATA 192,173,17,192,141,19,192
49621 DATA 141,4,192,32,81,195,189
49628 DATA 20,192,141,18,192,189,40
49635 DATA 192,141,19,192,32,101,195
49642 DATA 173,11,192,48,15,189,60
49649 DATA 192,141,18,192,189,80,192
49656 DATA 141,19,192,32,101,195,169
49663 DATA 1,141,18,192,169,0,141
49670 DATA 19,192,173,3,192,141,16
49677 DATA 192,173,4,192,141,17,192
49684 DATA 173,11,192,16,52,189,60
49691 DATA 192,232,157,60,192,202,189
49698 DATA 80,192,232,157,80,192,32
49705 DATA 101,195,173,16,192,157,20
49712 DATA 192,173,17,192,157,40,192
49719 DATA 32,131,195,32,131,195,202
49726 DATA 173,16,192,157,60,192,173
49733 DATA 17,192,157,80,192,76,128
49740 DATA 194,32,131,195,232,173,16
49747 DATA 192,157,60,192,173,17,192
49754 DATA 157,80,192,202,189,20,192
49761 DATA 232,157,20,192,202,189,40
49768 DATA 192,232,157,40,192,202,32
49775 DATA 101,195,32,101,195,173,16
49782 DATA 192,157,20,192,173,17,192
49789 DATA 157,40,192,232,76,162,192
49796 DATA 160,3,165,75,133,79,133
```

Strengthen your hand with Superbase 64

The complete information control system for the Commodore 64. Ideal for any home, business or professional environment where records are kept. Create the format you need and enter your records. If the layout or data field sizes are not quite right, correct them and carry on. Superbase gives you an unrivalled range of powerful features including:

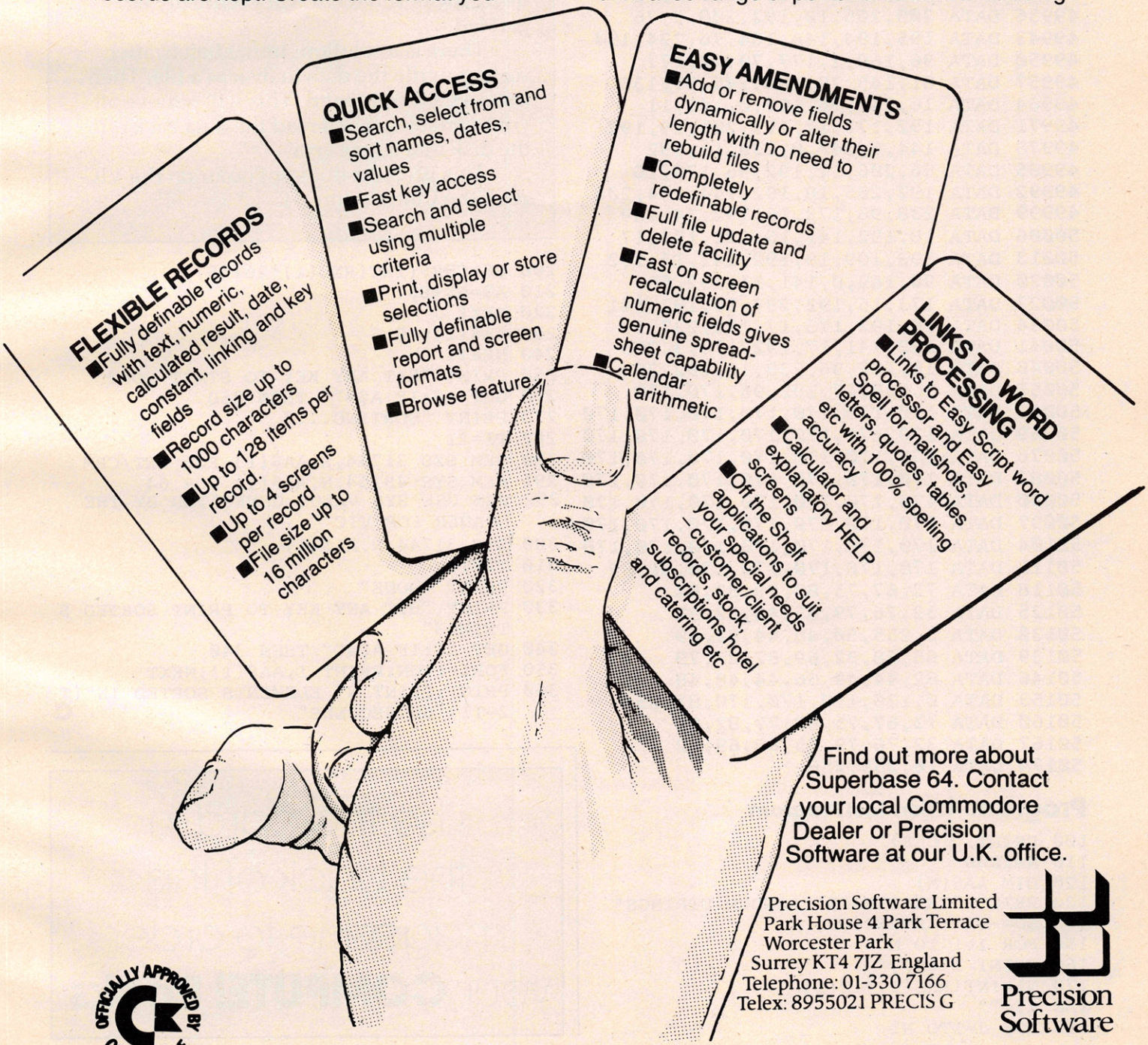

Find out more about Superbase 64. Contact your local Commodore Dealer or Precision Software at our U.K. office.

Precision Software Limited
Park House 4 Park Terrace
Worcester Park
Surrey KT4 7JZ England
Telephone: 01-330 7166
Telex: 8955021 PRECIS G

Precision Software

OFFICIALLY APPROVED BY COMMODORE

```
49803 DATA 81,165,76,133,80,133,82
49810 DATA 24,165,79,109,3,192,133
49817 DATA 79,165,80,109,4,192,133
49824 DATA 80,24,165,81,109,5,192
49831 DATA 133,81,165,82,109,6,192
49838 DATA 133,82,136,208,223,96,160
49845 DATA 0,140,11,192,177,79,141
49852 DATA 7,192,177,81,141,8,192
49859 DATA 200,152,205,7,192,240,2
49866 DATA 176,13,205,8,192,240,21
49873 DATA 144,19,238,11,192,76,30
49880 DATA 195,205,8,192,240,2,176
49887 DATA 62,206,11,192,76,30,195
49894 DATA 140,9,192,160,1,177,79
49901 DATA 133,77,200,177,79,133,78
49908 DATA 172,9,192,136,177,77,141
49915 DATA 10,192,140,9,192,160,1
49922 DATA 177,81,133,77,200,177,81
49929 DATA 133,78,172,9,192,177,77
49936 DATA 200,205,10,192,208,3,76
49943 DATA 195,194,144,184,76,224,194
49950 DATA 96,160,2,177,79,72,177
49957 DATA 81,145,79,104,145,81,136
49964 DATA 16,243,96,169,0,141,11
49971 DATA 192,173,17,192,205,19,192
49978 DATA 144,6,240,8,238,11,192
49985 DATA 96,206,11,192,96,173,16
49992 DATA 192,205,18,192,144,244,208
49999 DATA 238,96,173,16,192,24,109
50006 DATA 18,192,141,16,192,173,17
50013 DATA 192,109,19,192,141,17,192
50020 DATA 96,169,0,141,11,192,56
50027 DATA 173,16,192,237,18,192,141
50034 DATA 16,192,173,17,192,237,19
50041 DATA 192,141,17,192,176,3,206
50048 DATA 11,192,96,238,16,192,208
50055 DATA 3,238,17,192,96,170,170
50062 DATA 170,170,170,170,170,170,170
50069 DATA 170,170,170,170,170,170,170
50076 DATA 170,170,170,170,170,170,170
50083 DATA 170,170,170,170,170,170,170
50090 DATA 170,170,170,170,170,170,170
50097 DATA 170,170,170,170,170,170,170
50104 DATA 170,170,170,170,170,170,170
50111 DATA 170,170,170,170,170,81,85
50118 DATA 73,67,75,83,79,82,84
50125 DATA 32,76,79,65,42,32,32
50132 DATA 3,255,50,48,44,82,69
50139 DATA 65,68,32,69,82,82,79
50146 DATA 82,44,49,56,44,48,48
50153 DATA 0,170,170,170,170,81,85
50160 DATA 73,67,75,83,79,82,84
50167 DATA 32,76,79,65,68,69,82
50174 DATA 16,255,256
```

Program 4: Sort Test Program

```
100 PRINT "{CLR}"
110 N=1000
120 DIM AA$(N)
130 PRINT "CREATING"N" RANDOM STRINGS"
140 SD=-TI : A=RND(SD)
150 FOR I=1 TO N
160 PRINT I"{UP}"
170 N1=INT(RND(1)*10+1)
180 A$=""
190 FOR J=1TO N1
200 B$=CHR$(INT(RND(1)*26+65))
210 A$=A$+B$
220 NEXT J
230 AA$(I)=A$
240 NEXTI
250 PRINT "HIT ANY KEY TO START SORT"
260 GET A$:IF A$="" THEN 260
270 PRINT "SORTING..."
280 T1=TI
290 REM SYS 31744,N,AA$(1) FOR PET/CBM
291 REM SYS 49154,N,AA$(1) FOR 64
292 REM USE SYS VALUE GENERATED BY THE
    LOADER FOR VIC
300 SYS 31744,N,AA$(1)
310 T2=TI
320 PRINT "DONE"
330 PRINT "HIT ANY KEY TO PRINT SORTED S
    TRINGS"
340 GET A$:IF A$="" THEN 340
350 FORI=1TON:PRINT I,AA$(I):NEXT
360 PRINT:PRINT N" ELEMENTS SORTED IN"(T
    2-T1)/60"SECONDS"
```

Special PET Version Note

PETs with BASIC 4.0 do not have the problem of lengthy *garbage collection times* (this occurs when the computer finds that it has run out of memory, and must eliminate all strings that are no longer "active"). The price of this convenience is that all dynamic strings are now two bytes longer. Those two bytes are a "back-pointer" from the top of the memory (where the actual data contained in the string is kept) to the bottom of memory where the variable keeps a pointer to that data.

This sort does *not* modify the back-pointers. So, if after sorting you continue using the new data, it will eventually be garbled.

There is a solution. Immediately after sorting, write the data to disk as a file. Then issue a CLR command. This will remove all your variables. Then read the data back off the disk into a new array.

This problem does not occur on the VIC-20 or the Commodore 64.

Use the card in the back of this magazine to order your **COMPUTE! Books**.

MicroClear

USER COMPATIBLE SOFTWARE
FOR YOUR VIC 20 or '64

Featuring
- FORMATTED SCREENS
- SELECTIVE RECALL TO SCREEN OR PRINTER
- ADD, DELETE, REVIEW, UPDATE, REPORT FUNCTIONS

THESIS MASTER

Organizes research notes and creates bibliography. Report generator with three level sort/select. Large text area. VIC requires 8K expansion.
DISK ONLY $29.95

STAMP COLLECTOR

Computerize your collection. Ideal for beginners and experts. Store up to 14 fields for each issue including multiple cat. nos., cat. value, cond., perf., wtmk, color. VIC requires 8K expansion.
DISK OR TAPE (Specify) $29.95

HOME LIBRARIAN

For the collector and avid reader. Random access to your own electronic card catalogue. VIC requires 8K expansion.
DISK ONLY $29.95

Send check or money order + $1.50 p/h to:
MicroClear - P.O. Box 9368
Raytown, MO 64133
Missouri residents add 5.625% sales tax
Specify VIC or '64
DEALER INQUIRIES INVITED

ESI TIME PLANNER
Electronic Software, Inc.
P.O. Box 765
Bloomfield Hills
Michigan 48303

"TIME IS MONEY"

With the ESI (Electronic Software, Inc.) Time Planner, a personal calendar and appointment file for your Commodore CBM or 64, your time is like money in the bank. On either a daily or monthly calendar, the "easy to use" ESI Time Planner can help you plan and program schedules for yourself, your personnel or your equipment. With over 40 powerful commands you can schedule in 15 or 30 minute intervals, an entire day, week or month. And to repeat, move, or reschedule any event, available time can be found instantly. "Easy," is exactly how the ESI Time Planner operates, with on-line HELP functions, color and sound assistance (64), time display, cross referencing, security passwords and 8½x11 print-out capabilities as well as a full color screen display of your complete schedule.

CAPACITIES

- 1800 to 8000 scheduled events per disk
- Schedule from now until the year 2000
- Schedule unlimited number of people or resources
- Unlimited comments and reminders per day per person

Add $3 for shipping and handling. Mastercard, Visa, Check, or M.O.



SELECT YOUR TIME PLANNER TODAY

Retail list prices
- ☐ 64/1541 only $89.
- ☐ 4032/4040 only $149.
- ☐ 4032/8050 only $189.
- ☐ 8032/4040 only $249.
- ☐ 8032/8050 only $289.

Remember "Time is Money". Clip this ad and order today, he who hesitates wastes time and money.

Name ____ ■ MC or ■ Visa Account # ____
Address ____ Exp. Date ____
City/St./Zip ____ Signature ____

CBM and 64 are trademarks of Commodore Business Machines, Inc. ESI and Time Planner® are trademarks of Electronic Software, Inc.

CARDETTE LETS YOU USE ANY CASSETTE PLAYER/RECORDER WITH YOUR VIC-20®

With the new CARDETTE from Cardco, Inc. you can interface with any standard cassette player/recorder to save programs and load them with ease into yur VIC-20®.

No longer are you restricted to using only the VIC Datasette. Just add a CARDETTE and you can use the tape unit of YOUR choice.

The CARDETTE comes with all necessary cables and wires to complete the hook-up. Nothing else to buy. All you need is YOUR tape player/recorder and your tapes.

Price: Just $30.95

COMPU SENSE

TO ORDER:
P.O. BOX 768
WICHITA, KS 67201
(316) 263-1095

AMERICAN EXPRESS® VISA MasterCard

Handling charges $3.00
C.O.D. (Add $2.00)
Personal checks allow 3 week delivery
VIC-20® is a registered trademark of Commodore
Prices subject to change

VIController

HOME CONTROL SYSTEM FOR THE VIC 20 & CBM 64

- Control up to 256 lights & appliances
- 9 levels of brightness
- Manual & time control software
- Uses BSR remote switches
- Plugs into user port

ONLY $59.95

EXTENDED TIME CONTROL PROGRAM FOR CBM 64 . . . $9.95

COMvoice

NEW SPEECH SYNTHESIZER FOR VIC 20 & CBM 64

- Unlimited Vocabulary
- Automatic English to Speech Conversion
- New BASIC Command "SPEAK"
- Will Speak String Variables
- Speaks with Four Levels of Inflection
- Plugs into Expansion Port
- Built in Audio Jack

ONLY $149.95

AS EASY TO USE AS A PRINT STATEMENT!

Call (215) 861-0850 to order
MasterCard or Visa Accepted
1444 Linden Street, Bethlehem, PA 18018

GENESIS
COMPUTER CORPORATION

INSIGHT: Atari

Bill Wilkinson

The new 600XL and 1400XL computers were exactly what I expected (except that Atari goofed and changed the number on the 1201 XL – and that's a joke until you study the case designs of the 1200XL and 1400XL). The 800XL was a little bit of a surprise, but kind of a logical step now that I have the benefit of hindsight. The 1450XLD was a pure delight.

I really could envision a 1450XLD doing some nice, small business work. Especially if you put one of the new three-inch hard disk drives (that's over four megabytes of disk space) into that empty space supposedly designed for a second floppy.

If Atari has any problems at all with the XL line of computers, it may be simply that they are priced too close together. After all, an 800XL is essentially a 600XL with 64K of RAM, and the already announced RAM-pack for the 600XL ends up producing an equivalent machine for the same price. Redundancy.

The 1400XL suffers a little, also. After all, if the rumored price of the 1450XLD holds up ($800-$900 retail), why would you buy a 1400XL and then add a snail's-pace 1050 drive when you can have the much faster XLD for less money? And who but the more sophisticated user will buy a 1400XL when the 600XL (even with expansion to 64K) is so much less? Will the modem and speech synthesizer really prove attractive to a first-time user? Atari marketing obviously thinks so. I think that people who know they want those features will also know enough to want a disk drive.

Anyway, all of that is crystal-balling and nit-picking on my part. The new lineup of computers is one that any company could be proud of. Atari should be doubly complimented after the fiasco with the 1200.

The New Disk Drives

Before I stop making observations about Atari, though, I would like to carp a bit about one thing: the new Atari disk drives and DOS III (or is it DOS 3?). When I first heard that Atari was going to throw away a potential 50K per disk drive, I thought there was an almost-good excuse. After all, Atari DOS 2.0S could, with absolutely minimum modifications, utilize all the sectors of the one-and-one-third density 1050 drive, so the change, though inefficient when compared to true double-density drives, would allow many current programs to work without modification.

It is not to be. Atari DOS III is just as different from DOS 2.0S as our own Version 4 OS/A+ is. Which means many, many programs (including data base programs, etc.) simply will not work without modification. I do *not* feel this is inherently bad. Let's face it: DOS 2.0S is not a particularly good DOS and it is totally inadequate for larger disk drives. DOS III is actually a very nice DOS for small drives (say up to 128K per drive). It goes downhill rapidly when used on larger drives. This means that if you convert your programs and data files from DOS 2.0S to DOS III this year, you will have to convert to some other DOS again next year, when you move to one of those nice little hard disks I mentioned.

Anyway, when the 1050 finally appears, watch here (I hope) for instructions for using DOS 2.0S (or OS/A+ Version 2) in one-and-one-third density mode, so you won't have to convert all your programs. (You'll still have to convert the diskettes themselves, which won't be easy or fast if you only have one drive, but the same holds true of DOS III – and, to be fair, OS/A+ Version 4 – so you won't have lost anything.)

Self-Relocatable Machine Language, Part III

This month, I will discuss some more techniques which can be used to make your machine language self-relocatable. Last month, we noted which kinds of instructions were implicitly "safe" (register-only instructions, branches, etc.). There was also a list of "Safe Relocatable Techniques." To summarize, the safe techniques mentioned were:

1. Change JMPs to branches.
2. Save register values in the stack, not in fixed memory.
3. From BASIC, pass the address of a string as a location (or series of locations) to load from or store to.
4. Move code from relocatable memory to fixed memory temporarily.

I also promised to discuss two points this month: (1) where the "safe" locations in Atari memory are; and (2) some special techniques usable only with Atari BASIC. Let me fulfill my promise.

Safe Locations

There are none. Next topic.



GREAT PRODUCTS for GREAT COMPUTERS

BOOKS

ATARI BASIC, Learning by Using. This is an action book. You program with it more than you read it. You use it, you discover with it. Learn ATARI BASIC easily through the short programs provided. A great source of work problems for teacher or student. 73 pages.
ISBN 3-92-1682-86-X $5.95

Games For The ATARI. Provides ideas on how to create your own computer games. Contained primarily BASIC examples but, for very advanced programmers, a machine language example is included at the end of the book. 115 pages.
ISBN 3-911682-84-3 $7.95

How to Program Your ATARI In 6502 Machine Language. To teach the novice computer user machine language, the use of an assembler, and how to call subroutines from the BASIC interpreter. 106 pages.
ISBN 3-921682-97-5 $9.95

FORTH on the ATARI. Explore this versatile programming language with numerous graphics and sound examples. Designed for both the novice and experienced programmer. 118 pages.
ISBN 3-88963-170-3 $7.95

ATARI BASIC Faster and Better. Programming tricks and techniques. Three companion software diskettes available (sold separately).
280 pages. ISBN 0-936200-29-4 $29.95

SECRETS OF ATARI I/O. Theory of operation and application programs for input/output to disk, screen, cassette, and RS232 serial port. Machine language with POKE tables for use with BASIC programs. Companion software available on disk (sold separately). 285 pages.
ISBN 0-936200-33-2
$29.95 retail

SOFTWARE

CASDUP 1.0 & 2.0. To copy most BOOT tapes and cassette data files. 1.0 is a file copier. 2.0 is a sector copier. Cassette only $24.95

CASDIS. To transfer most BOOT tapes and cassette data files to disk. Disk only $24.95

FULMAP. BASIC Utility Package. VMAP-variable cross-reference, CMAP-constant cross-reference (includes indirect address references), LMAP-line number cross-reference, FMAP-all of the above. Will list "unlistable" programs. Also works with Editor/Assembler cartridge to allow editing of string packed machine language subroutines. All outputs may be dumped to printer. Cassette or disk $39.95

DISASM. To disassemble machine language programs. Works with or without Editor/Assembler cartridge. May be used to up or down load single boot files. All output can be dumped to printer. Cassette or Disk $24.95

DISDUP. For disk sector information copying. May specify single sector, range of sectors, or all. Copies may be made without read verify. Disk $24.95

V-COS Cassette Operating System. Control baud rate, leader time, screen width, background and letter color, cassette motor (on/off); provides cassette file verification. Cassette $24.95

DOWNLD Diskette Download Utility. Allows single BOOT files and Binary DOS files to be transferred from disk to cassette. Fast, easy, menu-driven. NOT FOR PROTECTED SOFTWARE. Disk $19.95

DISKPAK. A program that frees the unused sectors on a boot disk for storage of normal DOS files without disturbing the boot file. May be used on all boot files including multi-stage files. NOT FOR PROTECTED SOFTWARE. Disk $24.95

ABFAB Assembly Disk Companion software to ATARI BASIC Faster and Better. Ten assembly language source programs and ten object programs. Disk $19.95

ABFAB Library Disk. 81 subroutines that can be included in your BASIC programs. Includes BASIC and machine language (some programs POKEd into memory). Disk $19.95

ABFAB Demo/Applications Disk. Eleven application programs and fourteen demonstration programs from the ATARI BASIC Faster and Better book. Disk $19.95

SECRET Library Disk for the ATARI. More than a dozen I/O routines that exemplify material in SECRETS OF ATARI I/O (sold separately). Includes Super Menu, Screen Dump, BASIC AutoRUN, Binary Loader, String Search, Disk Copier, Cassette Copier and much, much more. Disk $19.95

IJG products are available at computer stores, B. Dalton Booksellers and independent dealers around the world.

If IJG products are not available from your local dealer, order direct. Include $4.00 for shipping and handling per item. Foreign residents add $11.00 plus purchase price per item. U.S. funds only, please.

IJG, Inc. 1953 W. 11th Street
Upland, California 91786
Phone: 714/946-5805

ATARI TM Warner Communications, Inc.

Oh, all right, I admit that is a bit of an exaggeration, but it is dismayingly close to the truth. When I write machine language routines, I really do prefer that they be usable with as many products as possible. Just as a start – and *not* as a comprehensive list – I would hope that they would work with the following software: Atari BASIC, Atari DOS, OS/A+, BASIC A+, Atari Microsoft BASIC, *Atariwriter*, Atari Assembler Editor Cartridge, MAC/65, AMAC, and a few more.

Okay. Not too long a list. How many zero page locations are not used by any of those? None. How many Page Six locations ($600 through $6FF) are not used by any of those? None. How many.... But I think you get the idea. Is all this strictly true?

Actually, there are quite a few bytes which can be used for *your* temporary storage. And I suggest you consult your *Atari Technical User's Notes* or *Mapping the Atari* (from COMPUTE! Publications) to find where they are. (Caution: Watch out for changes in the new XL computers.) But even these locations are suspect. What happens if I write this neat new printer-spooler routine which uses location $00 (believe it or not, that's free in almost all the above programs), and then you come along and add a driver for graphics mode 27 and you use location $00?

Perhaps I am being a bit of a purist here. Certainly very little of my own programming is this clean, this free of conflict with other potential programs. And yet it really does require only a little more work to write a program "correctly" (by my definition), so why not do it right? Let's try.

So, we must assume that *no* location outside our own, self-relocatable, properly-loaded-at-LOMEM program is safe at all times. Unpleasant. However, that does *not* say that we can't use some almost-safe locations while our routine has control. In particular, you should be able to use several reserved locations in zero page (for indirect-Y pointers, etc.) by, if necessary, moving values into them from within your relocatable block; using and/or changing the zero page locations in your program; and then moving the values back into your relocatable block.

Sounds complicated? It is. And yet you might be surprised at how seldom you really need to go through all that.

So what zero page locations are safe, even as temporaries? Probably the safest spots, as long as you aren't writing an interrupt handler, are those locations used as temporaries by the DOS File Manager. Locations $43 through $49, inclusive, are always reinitialized by FMS every time it gets control. FMS does *not* presume the locations have maintained their contents from one call to the next. (In fact, the locations should properly be called "Device Driver Zero Page Temporaries," since that is what they were intended for.)

And one more comment before I leave you with the impression that absolutely nothing is safe to do on the Atari computers. If you are writing routines specifically designed to be used with Atari BASIC (as I suspect the majority of you are), there are several safe temporaries. First, you can always use the floating point work area, $D4 through $EF, whenever BASIC calls either a USR routine or an I/O routine. Also, BASIC does not use locations $CB through $CF (only four bytes!) at all. Again, let me give you the caution about adding your routine to a system which already has a custom routine. Be sure there is no conflict.

A Built-In Relocatable Pointer

It's true. There really is such a thing. There are some *if*s though: *if* you are using Atari BASIC or OSS BASIC A+ or OSS BASIC XL; *if* you have placed your relocatable program in a string and are calling a machine language routine via USR(ADR(STRING$)) or USR("...machine-language-string..."); *if* you don't mind a small trick.

First, the trick. It's really quite simple. Whenever BASIC calls a USR routine, it calls the routine by placing the routine's calculated address in location $D4-$D5 (which just happens to be the first two bytes of floating point register zero). It then JSRs to a routine which simply does a "JMP ($D4)", a jump indirect to the USR routine.

But why can't we take advantage of that pointer? It already points to our relocatable program, so why can't it point to our relocatable data? Perhaps a demonstration is in order.

```
FRØ       =    $D4
USRROUTINE
          CLC
          BCC  START          ; branches are ok
;
SAVEBYTE
          .BYTE Ø             ; some data
;
; begin actual code
;
START
          LDY  #SAVEBYTE-USRROUTINE  ; index
          PLA                 ; count of parameters
          CMP  #1             ; how many?
          BNE  NOPARAMS       ; none, we presume
; the user is passing a byte to us
          PLA                 ; high byte...ignored
          PLA                 ; low byte...stored
          STA  (FRØ),Y        ; thusly
; we join here, whether a byte is passed or not
NOPARAMS
          LDA  (FRØ),Y        ; get the byte
          STA  FRØ            ; to be returned
          LDA  #Ø
          STA  FRØ+1          ; high byte zero
          RTS
```

This program is a *very* dumb one, for demonstration purposes only. If you call it from BASIC via, for example, "PRINT USR(routine)", your program will print the byte value saved in location SAVEBYTE (zero, initially). On the other hand, if you use "JUNK=USR(routine, 97)", the routine will store the second parameter (97) in location

THE PROGRAM STORE

Guarantee: We will ship your order for items in this ad within 48 working hours or you get 20% OFF! (Books/non-released items excluded. Gift certificate issued when shipped. Offer expires September 10, 1983)

FINAL FLIGHT



by Mark Chasin from MMG

Experience the thrill and tension of piloting a small plane with this real-time flight and landing simulator. Look out of the cockpit, view the runway or fly by instrument only in foggy weather. It's joystick controlled with 4 levels and multiple screen updates per second. Don't crash or it will be your FINAL FLIGHT!

20912 Atari 24K Tape
10900 Atari 24K Disk
~~$29.95~~ $25.46
Now 15% off til Sept 10

SUSPENDED



from Infocom

Suspended between the agony of a dying planet and the fun of a great adventure, you are frozen in the planet's underground complex. Wired to computers, you control robots to solve the challenge of survival. Features a multiple save feature to guard the secrets of your mind!

25186 Atari 32 Disk $49.95
Also available for C-64, Apple, IBM and TRS-80

TIME TRIALS



from CBS

It's a timed road rally that gives kids 5-10 years practice in addition and multiplication. Driver chooses the shortest course to reach the number goal. Levels of difficulty based on math abilities. Really makes you think ahead.

31015 Atari Rom Cartridge $49.95

MAGIC STORYBOOK



Three Little Pigs from Amulet

For young and old. See three little pigs unfold before you in a beautiful scrolling storybook. Enjoy animation and a delightful musical narrative sound track. Includes the script and coloring insert.

30261 Atari 16K Tape $29.95

SCRAPER CAPER



by Bill Hogue from Big 5

The legendary mountie, Bounty Bob returns! He's taken a fireman's job in the city to fund the chase for Yubon Yohan. You can help Bob rescue Miss Betty's pet poodle from the burning skyscraper. Watch out for collapsing stairways, crashing elevators and water hazards!

31206 Atari Rom Cartridge
~~$49.95~~ $42.46
Now 15% off til Sept 10

Also Miner 2049'er, the original adventures of Bounty Bob!
39204 Atari Rom Cartridge $49.95

DEMON ATTACK



by Dave Johnson from Imagic

Marooned on the ice planet Krybor, watch eerie creatures stream overhead and hover ominously. Attack and destroy them—or be destroyed! For 1-2 players with ever increasing dangers. Blast'em and survive! **Atari**

41656 ROM Cartridge $39.95
Also available for VIC 20

JUMPMAN



by Randy Glover from Epyx

New science fiction game! Jumpman must save all 30 levels of Jupiter Headquarters. Scale ladders, girders and perilous ropes while fighting off demonic destroyers. Joystick controlled, 5 game variations, 8 speed, music, sound effects, and graphics. The ultimate test of reflexes for 1-4 players. **Atari**

41713 32K Disk $39.95

BURIED BUCKS



from Analog

Fast action "daredevil" game! Equipping your helicopter with explosives, you intend to blast the gold. But your arch-enemy plans to keep the treasure you buried by dropping loads of dirt from his World War II bomber! Incredible 99 levels of joystick controlled action for 1-2 players. It's a race for the bucks as you avoid the falling dirt! **Atari**

32364 16K Tape or 35873 16K Disk $29.95

BASIC COMMANDER

by Robert Martin from MMG Micro Software

Atari Basic was made for 8K, so many features were left out. Now you can add capabilities including Single keystroke, LIST, SAVE, ENTER, LOAD, RUN and DOS functions. Look at directory, RENAME, DELETE, LOCK, UNLOCK, NUMBER and FORMAT from Basic. This version is updated to include system reset and convert for double density. The most powerful programming aid for Atari. Requires Basic cartridge.

12182 Atari 16K Disk ~~$34.95~~ $29.71
NOW 15% off til Sept 10

BANK STREET WRITER

from Broderbund

The first word processor designed for the whole family! Every function and command is fully and clearly prompted on the screen. You'll want to try all of the powerful features! Requires basic cartridge (for tutorial).

43850 Atari 48K Disk $69.95
Also available for C-64 and Apple II

Preparing for the SAT

from Program Design, Inc.

Learn how to take the SAT! Features analogies, vocabulary, number series, quantitative comparisons and a unit of time strategy. Includes six complete lessons, manual and booklet Making the Grade. Score higher—get into the best colleges! **Atari**

16K Tape $99.95
24K Disk $99.95

New Stores Now Open In

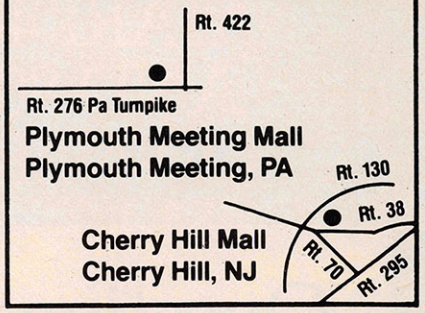

Over 2500 Programs for TRS-80, ATARI 400/800, APPLE, IBM & VIC 20.

Visit our other stores:

829 Bethel Rd., Columbus, Ohio
Seven Corners Center, Falls Church, VA
W. Bell Plaza, 6600 Security Blvd., Baltimore, MD
White Flint Mall, Rockville Pike, Rockville, MD
Harvard Square, 13 Dunster St., Cambridge, MA

Opening Soon in Tulsa and Oklahoma City

Westmoreland Mall, Rte. 30 East, Greensburg, PA
Plymouth Meeting Mall, 500 Germantown Pike, Plymouth Meeting, PA
Cherry Hill Mall, Rte. 38 & Haddonfield Rd., Cherry Hill, NJ
Nanuet Mall, Rte. 59 & Middletown Road, Nanuet, NY
Monmouth Mall, Rte. 35 & Wyckoff Road, Eatontown, NJ

FRANCHISE OPENINGS IN SELECTED CITIES

© 1983 THE PROGRAM STORE

To Order Call Toll Free 800-424-2738
For Information Call (703) 556-9778

Mailorders:
Send check or M.O. for total purchase plus $2.00 shipping and handling. VA add 4% sales tax.
Charge cards— include all embossed information

THE PROGRAM STORE T.M.

THE PROGRAM STORE • Dept. 10-09-3 • Box 9582 • 4200 Wisconsin Avenue, NW • Washington, D.C. 20016

Item # Title Tape/Disk/Rom/Book Price

Postage $2.00
Total
☐ CHECK ☐ VISA
☐ MASTERCARD

Name
Address
City State Zip
Card # Exp
Computer **For the ATARI 400/800**

SAVEBYTE. Presumably, you could then later recover the 97.

The point to be made, however, is that this program is completely self-relocatable and yet is able to load and store data from within its own relocatable block! The secret is the "LDY #SAVEBYTE-USRROUTINE" line directly after the label START. Since location FR0 contains the address of USRROUTINE, loading the Y-register with the proper offset (SAVEBYTE-USRROUTINE, which happens to be 3 in our example) will allow us to do indirect loads and stores to any location within 255 bytes following USRROUTINE.

Can I put that more clearly? Since, when we do either the "LDA (FR0),Y" or the "STA (FR0),Y", the Y register contains the value 3 and location FR0 points to the location USRROUTINE, the LDA and STA instructions will reference the third byte after USRROUTINE. Which just happens to be SAVEBYTE.

And just a reminder if you don't know or remember what the PLA instructions in this program are for. Whenever BASIC calls a USR routine, it pushes all the parameters it is given onto the CPU stack (after first converting them to 16-bit integers, of course). Then, the last thing it does before the call is to push a count of the number of parameters (presumed to be 1 or 0 in our example) onto the same stack. Thus, the first PLA lets us discover how many parameters were passed. The other two PLAs are necessary if a parameter is passed; otherwise the RTS instruction will return to an unknown location and will likely crash the system. (Note that in our simple-minded example you can probably crash BASIC by calling the routine with two parameters, since no check is made for more than one parameter.)

Next month we're going to take this technique a couple of steps further. We will discover how to have more than 255 bytes of relocatable storage (which may or may not be useful to you) and how to generate similar self-pointers when the routine in question has not been called from BASIC. ©

ATARI

GRAPHICS HARDCOPY

NOW FOR NEC & OKIDATA

Dumps anything on the screen of an ATARI 400/800 to a printer. All graphics & text modes. Players/missiles/scaling/grey scale/GTIA/more! Works with EPSON, NEC, Okidata, Centronics 739, IDS and Trendcom. Specify 800 or 400 and printer when ordering.

INCLUDES CABLE & SOFTWARE
850 MODULE **NOT** REQUIRED

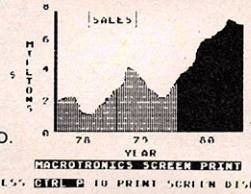

(209) 667-2888
MACROTRONICS, inc.. C.O.D.
1125 N. Golden State Blvd.
Turlock, California 95380

PRESS CTRL-P TO PRINT SCREEN DISPLAY

*ATARI is a registered trademark of ATARI Computer Inc.

ATARI® 400® AND 800® OWNERS

Question #6:

How can you have 64K RAM and complete compatibility with all Atari products?

A. Weld 3 computers together
B. Drugs
C. The Mosaic 64K RAM Select
D. Exercise
E. All of the above

Answer: THE MOSAIC 64K RAM SELECT™. It's the most advanced memory system of its kind available. For more information and your nearest MOSAIC Dealer, call 1-800-547-2807.

COMPILE ATARI BASIC AND FLY!

With ABC™, Monarch's new BASIC compiler for ATARI 400 and 800, you develop and debug programs using your ATARI BASIC cartridge, then use ABC to transform them into compact code that runs up to 12 times faster, without the cartridge (and protects your source code, too). 40K and disk required. For your ABC diskette and manual, send check or money order for $69.95 (or $9.95 for manual alone).

Monarch Data Systems
P.O. Box 207, Cochituate
MA 01778, (617) 877-3457.

Mastercard/Visa by phone. Dealer inquiries invited. Mass. residents add 5% sales tax. ATARI, ATARI 400, and ATARI 800 are trademarks of ATARI, Inc.

Easy Atari Page Flipping

Chris Allen

Here's a short program that lets you display one screen creation while drawing another offscreen. Put them together and you've got page flipping.

Have you ever wished that you could just POKE a couple of locations and have a complicated picture appear on your Atari? This demo program will show you how to use *page flipping* – changing the addresses that tell the Atari where screen memory is. Page flipping will allow you to show one picture and, at the same time, draw another picture offscreen. You don't see it drawn: it just "appears" instantly.

Page flipping allows you to draw offscreen using the normal graphics commands (PLOT, DRAWTO, etc.), or, if you use a text mode, to PRINT normally. You don't have to do any spectacular POKEing.

The method is simple. The Atari keeps two separate two-byte registers for the address of screen memory. The first register, locations 88 and 89 (decimal), is used *solely* for PRINTing, PLOTting, etc.; it is not concerned with display. The second register, bytes five and six of the display list (located by PEEK(560) + PEEK(561)*256), is used *only for display*. Having two locations simplifies matters – changing the first register allows you to draw offscreen, while changing the display list register will "flip" your new screen into view.

A few cautions are in order. First, page flipping uses a lot of memory. Since one GRAPHICS 7 screen uses 3200 bytes, two such pictures are impossible on an 8K machine. However, GRAPHICS 5 uses only 800 bytes, ideal for computers with limited memory. Second, be sure to clear any garbage from the area you have reserved for your new screen. Third, if you modify the display list, be aware that your new display list may not have the screen address register in the same location as a normal list. (If you can change the display list, you should be able to handle this minor problem.)

Now that the warnings are out of the way, let's do some page flipping. First, type in this short program:

```
10 GRAPHICS 5
20 GOSUB 200
60 END
200 COLOR 1:FOR I=0 TO 79:PLOT I,0:D
    RAWTO I,39:NEXT I:RETURN
```

When you run it, notice that you can see the screen being filled in. Now add these lines to enable page flipping:

```
5 POKE 106,PEEK(106)-4:SCREEN2=PEEK(
  106)
15 SCREEN1=PEEK(89):POKE 89,SCREEN2
25 B=PEEK(560)+PEEK(561)*256
30 FOR I=1 TO 100
35 POKE B+5,SCREEN2
40 FOR J=1 TO 200:NEXT J
45 POKE B+5,SCREEN1
50 FOR J=1 TO 200:NEXT J
55 NEXT I
```

The picture is drawn offscreen, where you can't see it. By switching values in the display register (B+5 is the sixth, or high byte), you can alternate or "flip" between screens. Here's a line-by-line explanation:

Line 5 reserves memory for the second screen and sets up a pointer to the reserved area.

Line 15 sets a pointer to the present screen, then flips the draw register over to screen two.

Line 25 finds the start of the display list.

Lines 30-55 simply loop 100 times, alternating the screen displayed each time.

Although we changed only the high byte, the low byte (88 or B+4) can also be changed. (Try changing just B+4 – and you're screen scrolling.)

©

How To Create A Data Filing System

Part III. Planning The Input

Jim Fowler

A little foresight in planning your input can save a lot of time and frustration. In Part III, the author tells how to handle some common input problems and offers some advice on how to prevent problems down the road.

In the first two installments we discussed setting goals for the kind of system you want, the types of files, and what kind of output is best. For most cases, a relative file structure with index files gives flexibility and speed. The index files will be composed of index words which will be either shortened versions of data in the records themselves or bytes encoded with some kind of bitmapping.

Before discussing input strategies, let's review some of the ideas from Part II in a bit more detail. We discussed setting up a buffer for inputting keys or index words. This buffer can be any free area of unused RAM memory. It must be large enough to accommodate the record or field to be compared. For example, if your index word is the first eight letters of the author's name, create an eight-byte buffer for your comparison.

A Closer Look At Indexing

Another technique we discussed was building your index file into your record format. For example:

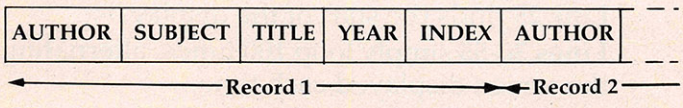

After entering your first record – author, subject, title, year – you can reserve several bytes at the end of that record to create an index file. If you choose to bitmap here, as illustrated in last month's installment, you gain search efficiency, although it may at first seem tedious when creating the index this way.

If you use one byte in the index for each field, you then have 256 possibilities for each field, which in most cases would be more than adequate. Using last month's illustration, a bit configuration of 1000 0000 would indicate a subject on computers. Since the integer equivalent of a binary 1000 0000 is 128, you can use this with an AND for compare. Let's say you've chosen the variable SU (for subject field). The appropriate line would be:

```
IF SU AND 128 THEN GOTO n
```

where n is a line that will direct a PRINT to screen or printer.

When using an AND, the computer will test individual bits. The value in SU, 1000 0000, is compared to 128:

```
1000 0000   (SU)
1000 0000   (128)
1000 0000   (result)
```

The Boolean truth table, remember, makes this compare result "true," thus a "hit" is made in your search.

In some cases, depending on the total number of subjects you want to index, it might be practical to assign variable names to the binary equivalents:

```
A=1     E=16
B=2     F=32
C=4     G=64
D=8     H=128
```

Then, IF SU AND H THEN n.

Let's say you're searching for a more specific

THE BUSINESS MANAGER...

FULLY INTERACTIVE ACCOUNTING SYSTEM. NO DISKETTE CHANGING! FINALLY ALL THE FEATURES YOU'VE BEEN WAITING FOR – IN ONE COMPLETE INTERACTIVE SYSTEM.

FULL SOFTWARE SYSTEM

ONLY $995.00

QUESTAR INTERNATIONAL INC.

MANUAL ONLY – $40.00 REFUNDABLE UPON SYSTEM PURCHASE.

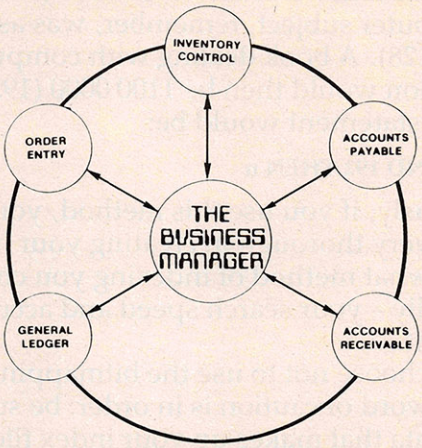

HARDWARE REQUIREMENTS:

- **Commodore Model 8032 or SuperPET or 8096 Micro-computer**
- **Commodore Model 8050 One Megabyte Dual Disk Drive**
- **Commodore Model 4022 (or Larger) Printer**
- **Commodore PET — IEEE cable**
- **Commodore IEEE — IEEE cable**

DISKSHARE 9000

WORKS WITH ALL COMBINATIONS PET/CBM 100% HARDWARE. NO SOFTWARE REQUIRED! UP TO 8 USERS SHARE DISK AND/OR PRINTER. CONNECTS IN MINUTES – NO TOOLS REQUIRED. INCREASES PRODUCTIVITY – REDUCES COSTS. IDEAL FOR EDUCATION AND BUSINESS. CABLE LENGTHS UP TO 50 FEET.

ONLY $749.00 (U.S.)

8 USER SYSTEM ONLY $1149



DEALER INQUIRIES WELCOME.

QUESTAR INTERNATIONAL INC.
Suite 102, 7270 Woodbine Avenue,
Markham, Ontario Canada L3R 1A4
Tel (416) 475-8044

Multi User System

subject, computers in education. We'll assign the subject of education a binary 0100 0000 (or integer 64). A computer subject, remember, was assigned 1000 0000 (128). A book dealing with computers and education would then be 1100 0000 (192). Our search statement would be:

```
IF SU AND 192 THEN n
```

Obviously, if you use this method, you'll have to be very thorough in creating your index. No matter what method of indexing you choose, do it carefully – your search speed and accuracy depend on it.

If you choose not to use the bitmapping method, a word of caution is in order: be sure to write the data that makes up your index file(s) also in the *records themselves*. You may later decide to change the format of an index file to rewrite a search routine. Maybe you will be forced to do this to accommodate an index file you found you needed. The easiest way to create the new index file is to read it item by item from the disk and assemble the index that way, rather than to type it in by hand. The accuracy will be much greater. Remember that one wrong bit in an index makes the record it refers to "invisible" to a search.

System Input Problems

Now for the problems with input. You want a system which is easy to use. This means giving cues that tell the user what is going on. One way is to use the top one or two lines on the screen to indicate what the program is doing or expecting at all times. Another important feature is to make the screen format logical and easy to understand.

Finally, when inputting new records, there should be ample opportunity to edit, erase, change, or abort without disturbing or crashing the program.

Some computers, including my CBM, cannot handle a string input containing commas. The operating system looks for these delimiters in an input string. When I input titles of publications, commas are important punctuation. That means I have to use a roundabout way of getting the string in without having it cut off at the comma. There are several ways of doing this. You can use GET and assemble the string byte by byte.

I have used a nice routine for Commodore equipment written by Jerry Dunmire (COMPUTE!, December 1981). This routine takes up to 80 characters in a string which can contain any symbols you want. If the 80-character limit is exceeded, you can tell by the value of ST, a status byte in the operating system. Problems like this should be handled at the outset. Make the system easy to use. A little frustration becomes a big one when you are typing in data. Having to substitute something else for commas would be very frustrating.

One thing to remember in connection with input is that the program must "know" at all times the number of records on the disk and the length of each index file. When you enter a new record, it must go into the very next empty location on the disk. The new record's index words must be put at the end of the appropriate index files. The way to save this information from one run to the next is to have a register pointing to the next record number. Inputting a new record will cause the register to be incremented by one. When you SAVE the index files, you should also SAVE this register and if the register is adjacent to the index files, you can save them all at once.

Writing The Input

Any writing of data should be done as it is input. For example, if there is to be a change from ASCII letters (or in my case, PETSCII), then that ought to be done when the time delay is not objectionable. After you type a name, and after you have a chance to edit it, you should be asked to give a final approval. Once this is given, the program ought to translate parts of the input before writing (sending the input) to the disk. This might take a few seconds, but if you are typing records from a list or card file, you will be reading the next item or moving the pointer on the copy stand while this goes on.

For example, this is how I handle my index file of authors. On the disk, the author's name is in capital and lowercase, last name first, with commas and periods after initials. In the index file all letters are written as pseudo-ASCII caps, and the index word ends with the eighth letter of the last name. To make pseudo-ASCII, all you need to do is shorten each ASCII byte to five bits with "AND 31" (or AND #$1F). If the last name is shorter than eight letters, I let the following comma and initials appear, too. The key used in searching for an author is also changed to pseudo-ASCII caps. After the last letter, the extra bytes, if any, are nulls. As mentioned, the search program then considers it a match when the next byte of the key is a null. That way you can search for SMITH,J. or SMITH, or even all the S's. That's very helpful when you aren't sure about the spelling of a name. Program 1 in the previous article illustrates this search technique.

Bitmapping is not hard. You can do it in machine language, but there is no particular advantage in doing so, except saving program space. The byte in question is zeroed and then the *n*th power of two is added to it whenever you want the bit in the *n*th position set. You can clear the same bit by subtracting. Be sure the bit is set before you do any subtracting and vice versa, and be sure it is clear before setting it. You must arrange it so the user cannot inadvertently set a bit twice

Complete Personal Accountant: we've made the best much more friendly.

If you have any doubts that we offer the best and most complete personal financial package available, look over the features listed below. Now we have the only package with **full screen editing** for Atari 400/800;* TRS-80 COLOR, Commodore 64* and VIC-20; the ability to move the cursor in any direction makes our accountant-designed package even more friendly than before. No one else offers all of these:

1. CHECKBOOK MAINTENANCE—automatically balances your checkbook with each entry; manages checks, charges, deposits, and interest quickly and accurately.
2. CHART OF ACCOUNTS—maximum of user flexibilty with up to 99 accounts plus 9 subcategories may be defined.
3. CHECK SEARCH—multi-reference; tracks items on every field including tax deductibles.
4. NET WORTH/INCOME/EXPENSE STATEMENT—know-exactly-where-you-stand program generates statements with the touch of a key.
5. DETAIL & SUMMARY BUDGET ANALYSIS—an absolute necessity in financial planning.
6. CHECK WRITER—prints personalized checks.**
7. PAYMENTS/APPOINTMENTS CALENDAR—monthly displays of up to 250 bills and 200 appointments.
8. COLOR GRAPH DESIGN PACKAGE—graphs all monthly files.
9. MAILING LIST—maintains all records, sorts by name or zip, allows add/change/delete.
10. FRIENDLY USER MANUAL—complete with indexing, flow charts and diagrams; the most thorough documentation on the market.

This all adds up to the finest personal financial system available—comprehensive enough for a small business. Less than one hour of data input per month will allow this **menu-driven package** to help you handle your finances with a lot more fun than drudgery. Plus, ours is the only expandable system; purchase the package in sections and add on as your financial needs grow. Features 1, 2, 3 and 6: $39.95 diskette, $36.95 cassette; Features 4 and 5: $29.95 diskette, $26.95 cassette; Features 7, 8 and 9: $29.95 diskette, $26.95 cassette; **or save $19.90 or $15.90 respectively by buying the entire system for $79.95 diskette, $74.95 cassette.**

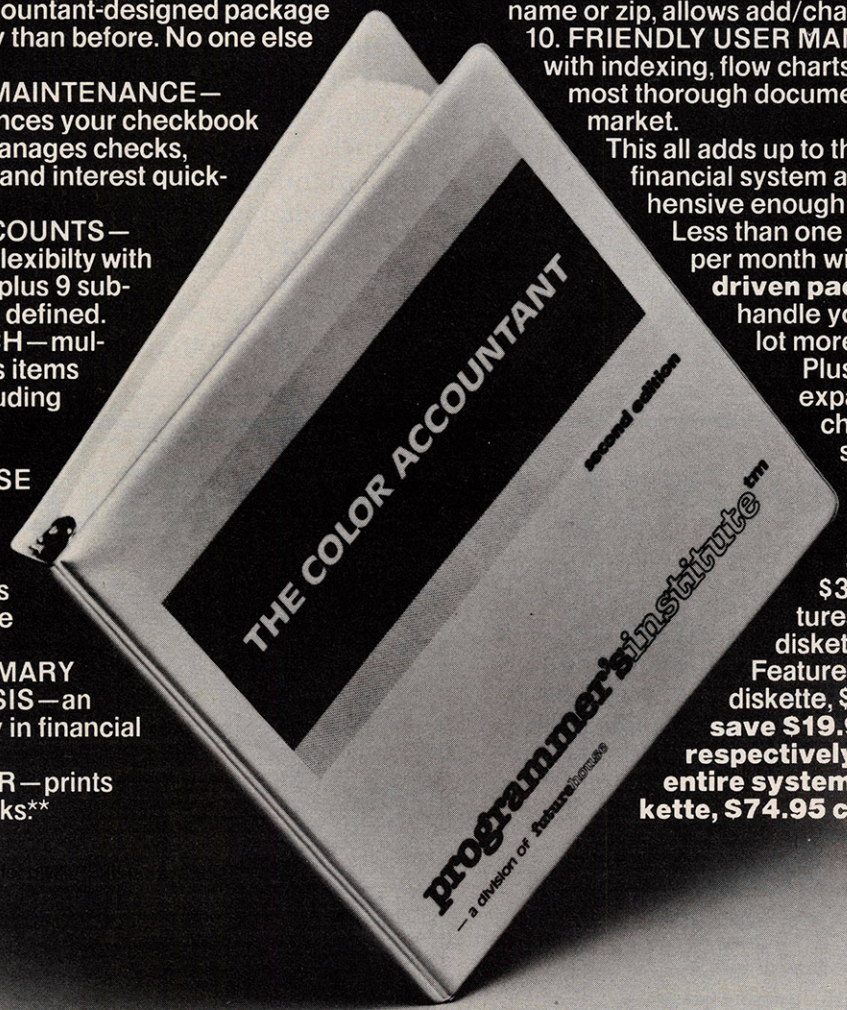

*Random Access available for [illegible]

Prices subject to change without notice. See your local dealer or order direct. New catalog available.
Add $3.00 for postage and handling. Credit card orders call toll free:

1-800-334-SOFT

DEALER INQUIRIES INVITED

programmer's institute

a division of **future**house

p.o. box 3470, dept. C, chapel hill, north carolina 27514, 919-967-0861

Routine To Set Bits In An Index Word.

(This routine is based on Y/N response with cursor moving down list on screen. You must arrange a stop or wraparound when N gets to maximum and P=7. Same at N=0:P=0.)

1. DIM the array IW(x) to nr of bytes in index word.
   Zero IW if not already done initially.
2. Print subjects in list on screen.
   N=0;P=0 Zero byte nr and bit nr.
   Print "cursor" opposite zeroth subject.
3. GET loop.
4. If SPACE, move cursor down: P=P+1.
   IF P=8, then N=N+1;P=0.
5. If SHIFT-SPACE, move cursor up.
   IF P=-1, then N=N-1;P=7.
6. If Y, then move cursor down.
   If subject is marked, then GOTO 3.
   Else, add 2 P to IW(N); mark subject.
7. If N, move cursor down.
   If subject not marked, GOTO 3.
   Else, subtract 2 P from IW(N); clear mark.
8. Other inputs invalid: GOTO 3.

or clear a bit that isn't set. The table shows a routine for inputting subjects by bitmapping.

Particularly sticky situations can always be handled with a table. An array with the existing value for each value of the input is one way of doing this: A(N) contains the value used for N, the input value.

Editing The Files

By all means, make it easy to display a record entered some time ago, edit the display, and write the newly changed data in place of the original record. If you use subroutines for inputting each kind of data, this is easy to program.

For example, I have a subroutine that takes as input an author's name, then when it's acknowledged to be correct, writes it in the correct place on record "n" and also puts a corrected entry in the author index file in the right place. The record "n" may be an old one or the one we are writing for the first time. All you need to do is branch to such routines as one of the options given on a menu at the top of the program. Some errors will inevitably get by in your initial input. You need a way to correct errors both at the input and later as well.

Next issue we will outline the main program and talk about other techniques. ©

THIS FUNNY-LOOKING LITTLE DEVICE

Introducing the Disc-Doubler,™ the funny-looking amazing little device that actually *doubles* your "floppy disc"* capabilities! Just put a floppy disc in and it's re-aligned for use on its "flip side." It's that simple! And at just $14.95 (plus $1.50 for postage and handling) it'll pay for itself the minute you use it! From Link Marketing, where we looked at the problem from both sides...and found a way to *save you money!*

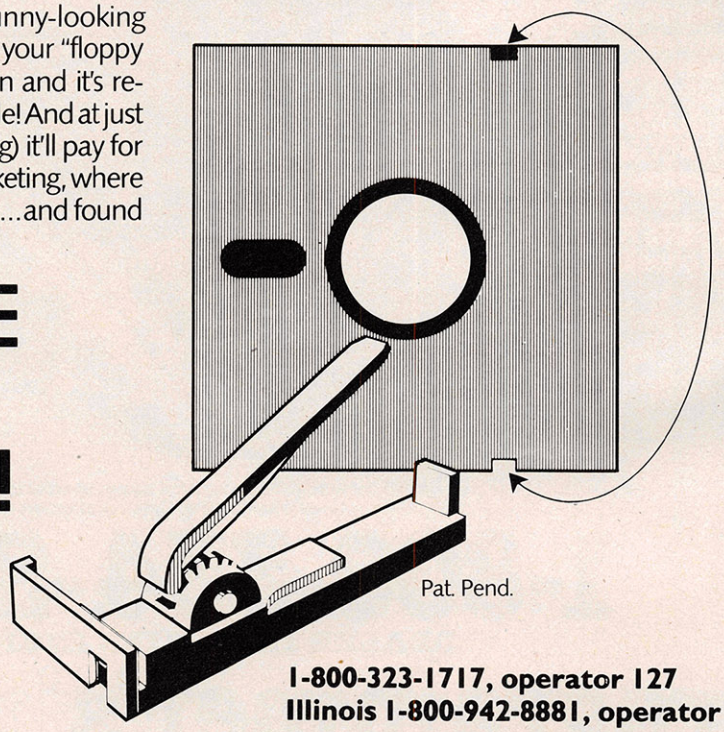

Victor
Franklin
Apple
Atari
Vic 20
Commodore 64
Pet
CBM

CAN DOUBLE YOUR DISC CAPABILITIES!

Just $14.95!

(plus $1.50 postage and handling–B.C. residents add 6% tax).

MasterCard

VISA®

IN CANADA:
write: Link Marketing
1480 West 58th Avenue, Vancouver, B.C. V6P 1W5

1-800-323-1717, operator 127
Illinois 1-800-942-8881, operator 127
or write: Link Marketing
219-1st Ave. N., Suite 215, Seattle, WA 98109



Driving Commodore is getting easier

Steer your way to greater efficiency and meet all your administrative needs of the future with the SUPER range of quality software.

Whether you want a fast and flexible database, a comprehensive and easy to use word processor, or a completely integrated office 'manager', Precision Software has the answer. With software that harnesses the full power of the new Commodore "B" Business Computer (known as the 700 in Europe).

Superbase Database manager for all business environments where accurate and up-to-date information is the key to success.

SUPERBASE sets new standards in flexibility and ease of use, with large record sizes, fully re-definable multi-screen record formats, spreadsheet-like calculation facilities, fast 'B+ tree' keyaccess with selective retrieval, transaction linking, sorting and fully definable report formats. SUPERBASE can also be linked to SUPERSCRIPT II.

Superscript II Enhanced version of the popular full feature word processor. Unrivalled table-handling with 240 column wide screen, scrolling in all directions, arithmetic, memory calculator, column manipulation and mail merge with record selection. Comprehensive editing and finish quality output formatting. Handles up to 2,100 lines of 80 column text. And it spells!

Versatile, fast, simple to learn and use, SUPERSCRIPT II processes letters, quotations, reports, mailshots and standard forms with professional ease, enhancing presentation and ensuring perfect copies every time.

Superspell Fast, effective spelling checker ensures 100% typographic accuracy. An integral part of SUPERSCRIPT II, SUPERSPELL checks documents against a standard 30,000+ word dictionary and displays a list of every unrecognised word. SUPERSPELL handles both English and American spelling variants. You can accept, ignore, correct or add new words, building up your own dictionary extension. SUPERSPELL also includes a word look- up facility.

Superoffice The ultimate integrated office administration system, with full records management, calculation, word processing and spell checking.

SUPEROFFICE combines the database handling of SUPERBASE with the document editing and formatting power of SUPERSCRIPT II.

The availability of SUPERSCRIPT II as an integral word processor enables lists selected from data files to be used for mailshots, tables, standard forms and labels. SUPEROFFICE includes a powerful programming capability, enabling you to build up a library of your own programs. System-wide help screens are supported by clear comprehensive manuals and tutorials.

Choose an off-the-shelf application to suit your business from a steadily expanding library.

Find out more about the Superseries range of Software. Contact your local Commodore Dealer or Precision Software at our U.K. office.

OFFICIALLY APPROVED BY COMMODORE

Precision Software

Precision Software Limited
Park House, 4 Park Terrace,
Worcester Park, Surrey, KT4 7JZ.
Telephone: 01-330 7166
Telex: 8955021. PRECIS G

Mixing Graphics Modes On The 64

Part II

Sheldon Leemon

The two programs in the first part of this article (last month's COMPUTE!) showed you how to have different graphics modes simultaneously on the 64 screen. To conclude this discussion of mixing modes, here is a machine language program which uses a mixed graphics mode display to demonstrate the raster interrupt.

The interrupt uses a table of values that are POKEd into four key locations during each of the three interrupts, as well as values to determine at what scan lines the interrupts will occur. The locations affected are Control Register 1, Control Register 2, the Memory Control Register, and Background Color 0.

Control Register 1 (at location 53265) allows the selection of extended background color text mode, bitmap mode, screen blanking, and 24 or 25 rows of text. Control Register 2, at 53270, controls the selection of multicolor mode, and of a 38- or 40-column display. The Memory Control Register (53272) allows you to select which portion of VIC memory will be used for the video display (screen memory), and which for the data that defines the shape of text characters. Background Color Register 0 (53281) controls the background color in text mode. More detailed information about the bit assignments of these locations can be found in Appendix O of the *Commodore 64 User's Guide* and in the *Programmer's Reference Guide*.

The data for the interrupt routine is contained in lines 49152-49276. Each of these line numbers corresponds to the location where the first data byte in the statement is POKEd into memory. If you look at lines 49264-49276 of the BASIC program, you will see REMark statements that explain which VIC-II registers are affected by the DATA statements in each line. The numbers in these DATA statements appear in the reverse order in which they are put into the VIC register. For example, line 49273 holds the data that will go into Control Register 2. The last number, 8, is the one that will be placed into Control Register 2 while the top part of the screen is displayed. The first number, 24, is placed into Control Register 2 during the bottom part of the screen display and changes that portion of the display to multicolor mode.

The only tricky part in determining which data byte affects which interrupt comes in line 49264, which holds the data that determines the scan line at which each interrupt will occur. Each DATA statement entry reflects the scan line at which the *next* interrupt will occur. The first item in line 49264 is 49. Even though this is the entry for the third interrupt, this number corresponds to the top of the screen (only scan lines 50-249 are visible on the display). That is because after the third interrupt, the next to be generated is the first interrupt, which occurs at the top of the screen. Likewise, the last data item of 129 is used during the first interrupt to start the next one at scan line 129, in the middle of the screen. Try experimenting with these values to see what results you come up with. For example, if you change the number 169 to 209, you will increase the text area by five lines (40 scan lines).

Changing Effects

By changing the values in the data tables, you can alter the effect of each interrupt. Change the 20 in line 340 to 22, for example, and you will get lowercase text in the middle of the screen. Change the first 8 in line 49276 to 24, and you will get multicolor text in the center window. Each of these table items may be used in exactly the same way that you would use the corresponding register, in order to change background color, to obtain text or bitmap graphics, regular or multicolor modes, screen blanking, or extended background color mode.

COMMODORE 64

American Peripherals

GAMES

(on tape)

646 Pacacuda 19.95
650 Logger 19.95
651 Ape Craze 19.95
652 Centropod 19.95
653 Escape 19.95
641 Monopoly 19.95
642 Adventure #1 19.95
648 Galactic Encounter 9.
667 Yahtzee 14.95
671 Robot Blast 14.95
673 Moon Lander 14.95
676 Othello 14.95
686 Horserace-64 14.95
692 Snake 14.95
697 Football 14.95
819 Backgammon 24.95
822 Space Raider 19.95
846 Annihilator 19.95
842 Zwark 19.95
845 Grave Robbers 13.95
841 Pirate Inn Adv. 22.95
904 Shooting Gallery 14.95
816 Dog Fight 19.95
817 Mouse Maze 19.95
818 Ski Run 22.
820 Metro 22.
823 Sub Warfare 29.
838 Retroball 39.95 (cartridge)
839 Gridrunner 39.95 (cartridge)
825 Mine Field 13.
672 Dragster 14.95
662 Oregon Trail 14.95
679 3-D TicTacToe 14.95
655 Castle Advent. 14.95

EDUCATIONAL

(on tape)

644 Type Tutor 19.95
645 Assembly Language Tutor 14.95
687 Fractional Parts 14.95
902 Estimating Fractions 14.95
695 Tutor Math 14.95
870 Square Root Trainer 14.95
699 Counting Shapes 14.95
694 Money Addition 14.95
689 Math Dice 14.95
678 Speed Read 14.95
643 Maps and Capitals 19.95
645 Sprite Editor 19.95
904 Sound Synthesizer Tutor 19.
696 Diagramming Sentences 14.95
690 More/Less 14.95
688 Batting AVERAGES 14.95
802 TicTac Math 16.95
904 Balancing Equations 14.95
905 Missing Letter 14.95
864 Gradebook 15.
810 French 1-4 80.
811 Spanish 1-4 80.
807 English Invaders 16.95
809 Munchword 16.95
812 Puss IN Boot 20.
813 Word Factory 20.
660 Hang-Spell 14.95
905 Division Drill 14.95
906 Multiplic. Drill 14.95
907 Addition Drill 14.95
908 Subtraction Drill 14.95
910 Simon Says 14.95
911 Adding Fractions 14.95
912 Punctuation 14.95

EDUCATIONAL

Series on disk

Computer Science (30 programs) $350
HS Biology (70 programs) $500
HS Chemistry (40 programs) $450
HS Physics (60 programs) $475
HS SAT Drill (60 programs) $99.
Elem. Social Studies (18 pr.) $225
Elem. Science (18 programs) $225
Elem. Library Science (12 pr.) $170
Librarians Package (4 utilities) $110
3rd Grade Reading (20 lessons) $99.
4th Grade Reading (20 lessons) $99.
5th Grade Reading (20 lessons) $99.
6th Grade Reading (20 lessons) $99.
Spanish Teaching (12 lessons) $95.
PARTS OF SPEECH (9 lessons) $95.

BUSINESS

(all on disk)

WORD PRO 3+ 95.00
DATAMAN-64 data base program. 49.95
PERSONAL FILING SYSTEM (index card style) 19.95
HOME FINANCE 19.95
CYBER FARMER $195.
GA 1600 Accounting System 395.
PERSONAL TAX 80.
ACCOUNTS RECEIVABLE 22.
New York State Payroll 89.
MAILING LIST 24.
Manufacturing Inventory 59.
Stock Market Package 39.
Finance 16.95

ORDERING BLANK

To: American Peripherals
122 Bangor Street
Lindenhurst, NY 11757

Ship to: Name _____

Street _____

Town, State, ZIP _____

☐ **Please send your complete 64K catalog, free of charge.**

ITEM	DESCRIPTION	PRICE

NY State Residents only add 7¼% tax _____

Shipping $1.50

COD, add 1.50 _____

If Canada or Mexico, add additional 2.00 _____

TOTAL AMOUNT _____

Commodore 64 is a requested trademark of Commodore LTD.

```
00012 0000           ; VIC CHIP EQUATES
00013 0000           ;
00014 0000           SCROLY = $D011         ;CONTROL REGISTER 1
00015 0000           RASTER = $D012         ;RASTER LOCATION
00016 0000           SCROLX = $D016         ;CONTROL REGISTER 2
00017 0000           VMCSB  = $D018         ;V/C BASE ADDRESS
00018 0000           VICIRQ = $D019         ;LATCHES ON IRQ FROM VIC
00019 0000           IRQMSK = $D01A         ;VIC IRQ ENABLE
00020 0000           BGCOL0 = $D021         ;BACKGROUND COLOR 0
00021 0000           CIAICR = $DC0D         ;INTERRUPT CONTROL
00022 0000           ;
00023 0000           INTNO  = $FB           ;INTERRUPT COUNTER
00024 0000           ;
00025 0000                  * = $C000
00026 C000           ;
00027 C000 78        SETIRQ SEI             ;DISABLE ALL INTERRUPTS
00028 C001 A9 7F            LDA #$7F
00029 C003 8D 0D DC         STA CIAICR     ;DISABLE CIA INTERRUPTS
00030 C006 A9 01            LDA #01
00031 C008 8D 1A D0         STA IRQMSK     ;ENABLE RASTER IRQ
00032 C00B A9 03            LDA #03
00033 C00D 85 FB            STA INTNO      ;INITIALIZE INTERRUT NO.
00034 C00F AD 70 C0         LDA RASTBL
00035 C012 8D 12 D0         STA RASTER     ;SET SCAN LINE OF TOP RIRQ
00036 C015 A9 18            LDA #24
00037 C017 8D 11 D0         STA $D011      ;SET HIGH BIT OF RIRQ SCAN LINE
00038 C01A           ;
00039 C01A AD 14 03         LDA $314       ;SAVE OLD IRQ VECTOR AND
00040 C01D 8D 6E C0         STA OLDIRQ+1   ;MODIFY OLDIRQ TARGET ADDRESS TO
00041 C020 AD 15 03         LDA $315       ;INSURE AGAINST CHANGE IN ADDRESS
00042 C023 8D 6F C0         STA OLDIRQ+2   ;OF NORMAL INTERRUPT ROUTINE
00043 C026           ;
00044 C026 A9 32            LDA #<RASIRQ   ;SET IRQ VECTOR
00045 C028 8D 14 03         STA $314       ;TO USER ROUTINE
00046 C02B A9 C0            LDA #>RASIRQ
00047 C02D 8D 15 03         STA $315
00048 C030 58               CLI            ;RE-ENABLE INTERRUPTS
00049 C031 60               RTS
00050 C032           ;
00051 C032           ;
00052 C032 AD 19 D0 RASIRQ  LDA VICIRQ
00053 C035 8D 19 D0         STA VICIRQ     ;CLEAR VIC INTERRUPTS
00054 C038 29 01            AND #01        ;IS RASTER THE SOURCE OF IRQ?
00055 C03A F0 2B            BEQ INTRT      ;NO, EXIT
00056 C03C C6 FB            DEC INTNO      ;NEXT INTERRUPT
00057 C03E 10 04            BPL RAS1       ;NOT LAST INTERRUPT
00058 C040 A9 02            LDA #2         ;LAST INTERRUPT, RESET COUNTER
00059 C042 85 FB            STA INTNO
00060 C044           ;
00061 C044 A6 FB     RAS1   LDX INTNO
00062 C046 BD 73 C0         LDA COLTBL,X   ;SET BACKGROUND COLOR
00063 C049 8D 21 D0         STA BGCOL0
00064 C04C BD 76 C0         LDA CR1TBL,X   ;SET CONTROL REG 1
00065 C04F 8D 11 D0         STA SCROLY
00066 C052 BD 79 C0         LDA CR2TBL,X   ;SET CONTROL REG 2
00067 C055 8D 16 D0         STA SCROLX
00068 C058 BD 7C C0         LDA MEMTBL,X   ;SET MEMORY CONTROL
00069 C05B 8D 18 D0         STA VMCSB
00070 C05E BD 70 C0         LDA RASTBL,X   ;RESET INTERRUPT SCAN LINE
00071 C061 8D 12 D0         STA RASTER
00072 C064 8A               TXA            ;LAST INTERRUPT EXITS
00073 C065 F0 06            BEQ OLDIRQ     ;THROUGH OLD VECTOR
00074 C067           ;
00075 C067 68        INTRT  PLA            ;RESTORE STACK
00076 C068 A8               TAY
```



COMMODORE 64

SHOOTING GALLERY



- 100% MACHINE CODE
- REAL TIME MUSIC
- COLORFUL SCROLLING GRAPHICS
- GOOD PLAY ABILITY

CASSETTE / DISK $23.95

KOOKY CLIMBER

- 100% MACHINE CODE
- ARCADE QUALITY GRAPHICS
- EXTENDED REAL TIME MUSIC
- EXCITING ANIMATED SPRITES



DISK $24.95

SPECIFY CASSETTE OR DISK
N.Y. RESIDENTS PLEASE ADD 7¼% SALES TAX
PLEASE ADD $2.00 SHIPPING AND HANDLING.
PREPAID (CHECK OR MONEY ORDER) OR C.O.D. ONLY

RENSOFT SOFTWARE SYSTEMS

P.O.Box 170 Coram
New York 11727

SOFTWARE AUTHORS WANTED
(516) 732-3390
DEALER INQUIRIES INVITED

TIMEWORKS

ATTENTION C-64 PROGRAMMERS!

If you have a professional quality unique computer program ready to go for the Commodore 64, we would like to discuss with you the possibility of publishing your entertainment, educational or home small business program for distribution on a national basis.

Timeworks is a national publisher and distributor of Commodore 64 (& other) Software with over 100 field Sales Representatives servicing mass merchants and large retail chains in all 50 States and Canada. Our products are sold in over 1000 retail outlets, computer stores and chain stores. (And that doesn't even include mail order.)

Timeworks prides itself on quality software and effective merchandising. Our programs are both User smart and fulfill a specific need. Entertainment software always includes that special element to capture the player's interest. Our software packaging is accepted as some of the most creative in the industry and we keep our overall product quality at the highest level.

There is a great demand for Commodore 64 Software. If you feel your program meets our standards, we'll pay you generous royalties and fringe benefits for accepted works. Let Timeworks put your program in major stores across the country.

For more information, feel free to contact me on our Programmers' Hot Line, or write to Vic Schiller, Vice President, Development

Programmers' Hot Line 800-323-9755

TIMEWORKS, INC.
405 Lake Cook Road Deerfield, IL 60015

the foxiest WORDPROCESSOR FOR THE COMMODORE 64™ ALSO CHECKS YOUR SPELLING!

"REALLY FOXY IS BEING LETTER PERFECT"

SCRIPT 64™

Suggested Retail: $99.95

Contact Your Nearest Commodore Dealer Today . . . You'll Be So Glad You Did!

Distributed By:
COMPUTER MARKETING SERVICES INC.

300 W. Marlton Pike
Cherry Hill, New Jersey 08002
(609) 795-9480

Commodore 64 is a trademark of Commodore Electronics Limited
Script 64 is a trademark of Richvale Telecommunications

```
00077 C069 68              PLA
00078 C06A AA              TAX
00079 C06B 68              PLA
00080 C06C 40              RTI
00081 C06D                 ;
00082 C06D 4C 31 EA OLDIRQ JMP $EA31      ;OLD IRQ--ADDRESS MODIFIED ABOVE
00083 C070                 ;
00084 C070 31       RASTBL .BYT 49,170,129;SCAN LINE OF NEXT INTERRUPT
00084 C071 AA
00084 C072 81
00085 C073 00       COLTBL .BYT 0,6,0     ;BACKGROUND COLORS
00085 C074 06
00085 C075 00
00086 C076 3B       CR1TBL .BYT 59,27,59  ;CONTROL REGISTER 1 VALUES
00086 C077 1B
00086 C078 3B
00087 C079 18       CR2TBL .BYT 24,8,8    ;CONTROL REGISTER 2 VALUES
00087 C07A 08
00087 C07B 08
00088 C07C 18       MEMTBL .BYT 24,20,24  ;MEMORY CONTROL REGISTER VALUES
00088 C07D 14
00088 C07E 18
00089 C07F
00090 C07F                 .END
```


Computer Case Company

WE MAKE A GREAT CASE FOR YOUR COMPUTER.

One size does not fit all. Our cases are designed for specific hardware configurations. When you put your computer in our case, it fits hand-in-glove. Once your equipment is safely inside the attache-style carrying case, it never has to be taken out again. To operate, simply remove the lid and connect the power. To store your computer, disconnect the power, enclose your disks, working papers, and manuals in the compartment provided, and attach the lid. It's as easy as that.



IB502

IB501

• AP101	Apple II with Single Drive	$109
• AP102	Apple II with Two Disk Drives	119
• AP103	Apple II 9-inch Monitor & Two Drives	129
• AP104	Apple III, Two Drives & Silentype Printer	139
• AP105	13" Black & White Monitor with Accessories	99
• AP106	Amdek Color I, II or III Monitor	119
• FR152	Franklin Ace 1000 or 1200 with Two Drives	119
• FR153	Franklin Ace 1000 or 1200 with Two Drives & 9" Monitor	139
• RS201	TRS-80 Model I Computer, Expansion Unit & Drives	109
• RS204	TRS-80 Model III	129
• AT301	ATARI 400 or 800 Computers with Peripherals	109
• P401	Paper Tiger Printer (400/445/460)	99
• P402	Centronics 730/737 & Radio Shack Printer	89
• P403	Epson MX70 or MX80, Microline 82A Printer or Color Computer	89
• P404	Epson MX100 Printer	99
• P405	IDS 560 or Prism 132 Printer	109
• P406	C. Itoh Starwriter/Printmaster F-10 Printer	119
• P407	Okidata Microline 83A or 84 Printer	99
• P408	C. Itoh Prowriter 2 Printer	99
• P409	C. Itoh Prowriter (Apple Dot Matrix) or NEC PC8023 Printer	89
• IB501	IBM Personal Computer with Keyboard	129
• IB502	IBM Monochrome Monitor	99
• HP601	HP41 with Accessories	99
• CM702	Commodore 64 (or Vic 20) with One Drive	119
• CM703	Commodore Model 64 with Two Drives	129
• CM704	Commodore Model 64 with Dataset	109
• NS010	North Star Advantage	139
• CC80	Matching Attache Case (5")	85
• CC90	Matching Attache Case (3")	75
• CC91	Matching Accessories Case (5¼" Diskettes, Paper, etc.)	95
• CC92	5.25" Diskette Case (Holds 75 Diskettes)	49
• CC50	Case Cart	79

CALL TOLL FREE: (800) 848-7548

Computer Case Company, 5650 Indian Mound Court, Columbus, Ohio 43213 (614) 868-9464

MasterCard VISA

PROGRAMMING THE TI

C. Regena

Subscripted Variables

TI BASIC allows variable names to be *subscripted*, or used in arrays of up to three dimensions. Examples of subscripted variables are A(1), ING$(2,6), and N(7,2,8).

Both numeric and string variables may use subscripts, which are written as numbers in parentheses after the variable name. The subscript itself may be a numeric variable or numeric expression. One constraint is that you cannot use the same variable name both with and without a subscript; that is, you cannot use the variable N and the variable N(3).

Just Like Mailboxes

I often think of variables as a mailbox system in memory:



Here are two variables, named A and B. Initially, they each have the value of zero. As your program runs, you may assign values to these boxes. Suppose you have the statements:

```
100 B=7
150 A=A+1
```

The computer will put the value 7 in B's mailbox, then any later statement using B will simply use 7 in the formula instead of B. Line 150 says to add 1 to the value that is currently in A, then place the new value in A.

Some mailboxes are larger than others, and I compare these to subscripted variables. You might think of it as a big box for the Smith family – the first part of the box for John, the second part for James, and the third part for Jeremy. Here is our mailbox again:

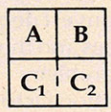

The C box actually holds two values, which are written in TI BASIC as C(1) and C(2).

Boxes can be even larger – representing 1, 2, or 3 "dimensions," or using 1, 2, or 3 numbers in the subscripts. C(2) is the second element in the one-dimensional array of C above. N(2,4) would be an element in a two-dimensional array. X(3,4,2) would be an element in a three-dimensional array.

Arrays Are Workhorses

Arrays or subscripted variables can make a computer program more efficient in many cases. If you use a process several times, it may be worth using a variable with a subscript rather than several variables.

For example, suppose you are using your computer to sort a list of 25 students with their scores on a particular test. You could use the following method:

```
200 INPUT A$,A (FIRST STUDENT, SCORE)
210 INPUT B$,B (SECOND STUDENT, SCORE)
220 INPUT C$,C (THIRD STUDENT, SCORE)

ETC., FOR 25 STUDENTS

.
.
.
(SORT ROUTINE USING 25 VARIABLES)

.
.
.
600 PRINT A,A$
610 PRINT B,B$
620 PRINT C,C$

ETC., FOR 25 SORTED SCORES AND STUDENTS.
```

Using arrays or subscripted variables, you could INPUT the names as the N$ array and the

corresponding scores in the SC array, sort, and then print using this method:

```
200 FOR C=1 TO 25
210 INPUT N$(C),SC(C)
220 NEXT C
(SORT ROUTINE)
600 FOR C=1 TO 25
610 PRINT SC(C),N$(C)
620 NEXT C
```

Here is another example program that would be considerably longer if you did not use subscripted variables. Lines 110-130 READ from DATA a subject, a verb, and a phrase and put them in the S$, V$, and P$ arrays. Lines 140-190 contain the data (you could combine data lines if you wish). For the first time through the loop, S$(1) would be "I", V$(1) would be "RAN", and P$(1) would be "TO OUR HOUSE." S$(2) is "HE", V$(2) is "WALKED", and P$(2) is "TO THE STORE."; and so forth.

Line 200 uses the DEF function to define R6 as a random integer from 1 to 6. Each time R6 is used in the program, the computer will choose a random number from 1 to 6.

Line 210 clears the screen, and line 220 prints a title. Lines 230-240 choose a random S$, a random V$, and a random P$ to make up a sentence and print it. Line 250 returns to line 230 to repeat the process until you press CLEAR.

```
100 REM RANDOM SENTENCES
110 FOR C=1 TO 6
120 READ S$(C),V$(C),P$(C)
130 NEXT C
140 DATA I,RAN,TO OUR HOUSE.
150 DATA HE,WALKED,TO THE STORE.
160 DATA SHE,HOPPED,AROUND THE ROOM.
170 DATA IT,SPED,UP THE HILL.
180 DATA WE,ZOOMED,ACROSS THE GRASS.
190 DATA YOU,JUMPED,ALONG THE PATH.
200 DEF R6=INT(6*RND)+1
210 CALL CLEAR
220 PRINT "** RANDOM SENTENCES **":::
230 RANDOMIZE
240 PRINT :S$(R6);" ";V$(R6);" ";P$(R6)
250 GOTO 230
260 END
```

Memory Reserved

As soon as you specify a variable name with a subscript, the computer automatically reserves memory for an array with that name. If you use a variable D(3), the computer will automatically reserve elements up to D(10). In two-dimensional arrays, the computer will reserve up to N(10,10); and in three-dimensional arrays, the computer will reserve up to X(10,10,10).

If you need more than ten elements, use a DIMension statement to clear enough space. For example, for our 25 students and 25 scores in the program discussed previously, we would need a DIMension statement:

```
100 DIM N$(25),SC(25)
```

If your program is running nearly full memory and you do not need all the elements automatically reserved, you may save memory by dimensioning the array for the exact number you need:

```
100 DIM N(6)
```

The DIMension statement must appear before any reference to the array. I usually put my DIMension statements near the beginning of the program. You may specify several variables in one DIMension statement.

The computer actually starts all subscripts with the zero element, N(0). Thus, the automatic dimensioning includes 11 elements in arrays. If you prefer to use only elements numbered 1 and above, you may use the OPTION BASE statement to avoid reserving space for the zero elements:

```
100 OPTION BASE 1
110 DIM D(25,6)
```

Note: The OPTION BASE 1 statement must precede the DIM statement.

Combining The Ingredients

Following is an educational program which illustrates the use of subscripted variables. The program prints a recipe conversion problem for a math competency test. First, one of three recipes is printed. A random ingredient is chosen, and a random multiplication factor is chosen to print the problem. The student must choose from four possible answers.

Line 140 DIMensions the R$ array and the R array so the first subscript may go up to 3 and the second subscript may go up to 6. The first subscript will actually be 1, 2, or 3, which will correspond to the first, second, or third recipe. R$(C,0) will contain the title of the recipe for each of the three recipes. R(C,0) will be the number of servings each of the three recipes will make. R(C,I) and R$(C,I) contain the amount and the ingredient, where C is the recipe number and I is from 1 to 6. The values are read in as DATA in lines 150-230.

Lines 410-440 define values for the elements of the J array. These elements are multiplication factors for the conversion problem. These variables are used first to choose a factor for the problem, then to calculate the multiple-choice answers.

Program Structure

Lines	
100-130	Print title screen.
140	DIMension arrays for recipe elements.
150-200	READ from DATA the values for the R$ and R arrays.
210-230	DATA for recipes (please be careful while copying these lines – watch the commas and decimals).
240	Branch around subroutines.
250-390	Subroutines to convert decimals to fractions for printing the recipes and the multiple-choice answers.
400	Clear screen for problem.
410-440	Define multiplication factors.

450-460 Randomly choose Recipe 1, Recipe 2, or Recipe 3. The variable C refers to the recipe number.
470-480 Print title of recipe and number of servings.
490-530 Print amount, measure, and ingredient six times. One of the recipes contains only five ingredients, so line 500 checks for a zero value. Line 510 converts the amount from a decimal to a fraction if necessary.
540-560 Randomly choose a multiplication factor for the problem. If F = 1 then J(1) = 1 which indicates no recipe conversion, and another number is chosen.
570-590 Draw a horizontal line of a random color under the given recipe.
600-640 Print the question, where A is the randomly chosen ingredient.
650 Calculate correct answer as N1.
660-750 Randomly print multiple-choice answers.
760-780 Sound a "beep" then wait for answer.
790-820 If answer is incorrect, play "uh-oh" and return for another answer.
830-870 Indicate correct answer and play arpeggio.
880-910 Print option to try another problem and branch appropriately.
920-930 Clear screen and END.

Math Competency Recipe Conversion

```
100 CALL CLEAR
110 PRINT TAB(6);"MATH COMPETENCY"
120 PRINT :::TAB(5);"RECIPE CONVERS
    ION"
130 PRINT
140 DIM R$(3,6),R(3,6)
150 FOR C=1 TO 3
160 READ R$(C,0),R(C,0)
170 FOR I=1 TO 6
180 READ R(C,I),R$(C,I)
190 NEXT I
200 NEXT C
210 DATA CHEESE SOUFFLE,2,2,TBSP BU
    TTER,2,TBSP FLOUR,1,C. MILK,.75
    ,C. GRATED CHEESE,2,EGGS,.5,TSP
     SALT
220 DATA DUMPLINGS,4,1,C. FLOUR,2,T
    SP BAKING POWDER,.5,TSP SALT,.5
    ,C. MILK,2,TBSP SALAD OIL,0,""
230 DATA PRONTO PUPS,6,2,EGGS,.5,C.
     MILK,.75,C. FLOUR,1,TSP BAKING
     POWDER,1,TSP SALT,.5,C. CORN M
    EAL
240 GOTO 400
250 N=R(C,I)
260 IF N<1 THEN 290
270 N$=STR$(N)
280 RETURN
290 IF N<>.75 THEN 320
300 N$="3/4"
310 RETURN
320 IF N<>.5 THEN 350
330 N$="1/2"
340 RETURN
350 IF N<>.375 THEN 380
360 N$="3/8"
370 RETURN
380 N$="1/4"
390 RETURN
400 CALL CLEAR
410 J(0)=.5
420 J(1)=1
430 J(2)=2
440 J(3)=4
450 RANDOMIZE
460 C=INT(RND*3)+1
470 PRINT TAB(7);R$(C,0)
480 PRINT :"SERVES";R(C,0)::
490 FOR I=1 TO 6
500 IF R(C,I)=0 THEN 530
510 GOSUB 250
520 PRINT N$;TAB(5);R$(C,I)
530 NEXT I
540 F=INT(RND*4)
550 IF F=1 THEN 540
560 F=J(F)
570 H=INT(RND*12)+5
580 CALL COLOR(13,H,H)
590 CALL HCHAR(24,1,128,32)
600 PRINT :::"IF YOU WANTED TO MAKE
    "
610 PRINT R$(C,0);" TO SERVE";F*R(C
    ,0)
620 A=INT(RND*5)+1
630 PRINT "HOW MANY ";R$(C,A)
640 PRINT "WOULD YOU NEED?"::
650 N1=F*R(C,A)
660 FOR CH=1 TO 4
670 X=INT(RND*4)
680 IF J(X)=-1 THEN 670
690 N=J(X)*R(C,A)
700 IF N1<>N THEN 720
710 ANS=CH
720 GOSUB 260
730 PRINT TAB(6);CHR$(64+CH);" "&N$
740 J(X)=-1
750 NEXT CH
760 CALL SOUND(150,1497,2)
770 CALL KEY(0,K,S)
780 IF S<1 THEN 770
790 IF K=ANS+64 THEN 830
800 CALL SOUND(100,330,2)
810 CALL SOUND(100,262,2)
820 GOTO 770
830 CALL HCHAR(19+ANS,7,42)
840 CALL SOUND(100,262,2)
850 CALL SOUND(100,330,2)
860 CALL SOUND(100,392,2)
870 CALL SOUND(200,523,2)
880 PRINT :"ANOTHER PROBLEM? (Y/N)"
    ;
890 CALL KEY(0,K,S)
900 IF K=89 THEN 400
910 IF K<>78 THEN 890
920 CALL CLEAR
930 END
```

©

Use the card in the back of this magazine to order your

COMPUTE! Books

MACHINE LANGUAGE

Jim Butterfield, Associate Editor

Bagel Break, Part 2

Last month we outlined the logic of a simple machine language program to play "Bagels," a well-known guessing game. Let's pause and look at the various ways we can change our planned program into a real machine language program.

You may have a tiny assembler that is built into your monitor system. This type of simple assembler is often called a *nonsymbolic* assembler for reasons we'll discuss in a moment. If so, you'll work out all the addresses yourself and write them in as you jot down the program coding. The type of outline you write will be similar to that in Program 2. You'll need to guess at some of the "forward" branches; at the time you write the branch instruction, you won't know what the exact destination address will be. No matter, as long as you remember to put the correct addresses in later.

You may have purchased a full-scale assembler, in which case you'll write the program as shown in Program 1. It's still the same logic flow, but now we can give a name (or "symbolic address") to the various parts of the program. We'll let the assembler figure out where these locations are and compute the correct branch for us. This type of assembler, where we can name locations with symbolic names, or "labels," is often called a "symbolic assembler" to distinguish it from the simple assemblers mentioned previously.

Symbolic names, or labels, seem like a convenience feature at first: not too important, but handy. In fact, they change the nature of the work in a couple of ways. First, we now have the freedom to give meaningful names to our program and work locations. The program is easier to read. Second – and this can be very powerful – we can move the logic to an entirely new part of memory with very little work; the assembler will figure everything out for us. Perhaps most important of all: if we wish to change or correct the program, we can do so without needing to type everything in again; the "source" coding will be saved on a file and may be recalled and corrected as desired.

In whatever fashion we write our program outline, we'll still need to change it into machine language. We may use an assembler – symbolic or nonsymbolic – or we might do the job by hand. Program 3 shows the output from a typical assembly. It's full of information, but the only data that really count are the two-digit hexadecimal numbers found to the left of the printout. (The four-digit hex numbers at the extreme left are addresses, to help you know where the code is located.)

An assembly listing is a rich source of information, especially if it's well commented. But the business end – the two-digit hex numbers – is all that is needed to do the job. Those numbers are all that we need to put into the computer. Program 4 shows a hexadecimal dump of memory with the program in place. All the pretty trimmings from the assembly listing are gone. All that we have are the instructions, ready to go to work. That's probably the way we would type them in, using the screen-editing feature of the machine language monitor to change memory until it looked like Program 4.

But our game isn't completed yet. We need to generate the mystery numbers from BASIC, and tie all the pieces together. Next time....

Program 1:
Code As Prepared For A Full Assembler

```
NGUESS =$0240      ;number of guesses
EXACT  =$0241      ;exact count
MATCH  =$0242      ;other match count
INCHAR =$0243      ;input character count
SECRET =$0244      ;secret code
SCOPY  =$0248      ;copy of secret code
UGUESS =$024C      ;user's guess
       *= $033C    ;start program here
       ; start game
START  LDA #$00         ; guesses to zero
       STA NGUESS
       ; accept next guess
GUESS  INC NGUESS       ; count the guess
       LDA NGUESS       ; look at it
       CMP #10          ; over nine?
       BEQ QUIT         ; yup, quit
       JSR PLAY         ; take guess
       BNE GUESS        ; not finished?  back
```

THE FIRST ANNUAL
HACKERS OPEN



★ 1st PRIZE ★
$1000.00
and Royalties

★ 2nd PRIZE ★
$500.00
and Royalties

★ 3rd PRIZE ★
—UNLIMITED—
$100.00 and 1 year
Magnetic Magazine
subscription

Do something with your Programs! Send them to us and receive $$s, royalties, directions, suggestions, and marketing assistance. Winning programs will be marketed individually or as a part of our Magnetic Magazines. If you have an Atari 400/800, Commodore 64, VIC-20, TRS-80 Color, IBM PC, Apple II — you could be a contestant.

For complete information write or call toll-free:

programmer's institute
a division of **FUTUREHOUSE, INC.**
p.o box 3470, chapel hill, north carolina 27514, 919-967-0861
1-800-334-SOFT

For All Walks of Life



MIRAGE CONCEPTS offers you a step in the right direction by presenting the All New DATABASE MANAGER and ... WORD PROCESSOR programs, the most powerful and easy to use software available for the Commodore 64.

DATABASE MANAGER
The Most Powerful Database Management System
- 100% Machine Language
- Free Form Design and Input
- Sort on Any Field/Any Level
- Calculated Fields
- Max. Record size = 2,000 Characters

WORD PROCESSOR
80 Column Screen Display Without Additional Hardware
- 100% Machine Language
- Over 70 Single Keystroke Commands
- Printed Page/Line/Character Counters
- True Word Wrap
- Search, Replace and Block Operations

FOR THE COMMODORE 64

MIRAGE CONCEPTS, INC.
"A Step Ahead!"

2519 W. Shaw, Suite 106 / Fresno, CA 93711 / Customer Support: (209) 227-8369
Order Number: (800) 641-1441 Order Number (in Calif.): (800) 641-1442

Large Selection – BIG Savings



Radio Shack DMP200 $599



CITOH Prowriter $375
CITOH Prowriter II $710



Okidata 92 $510
Okidata 82A $399



Smith Corona TPI Daisy Wheel $495

PRINTERS	
Smith Corona TPI	$495
Silver Reed EXP 550 D.W	665
Epson	Call
Okidata 82A	399
Okidata 92	510
Okidata 93	859
Okidata 83	655
Okidata 84	999
CITOH Prowriter	375
Star Gemini 10	319
Radio Shack DWII	1715
Radio Shack DWP410	1320
Radio Shack DMP120	410
Radio Shack DMP200	599
Radio Shack DMP2100	1779
Radio Shack CGP115	199

Full complement of Radio Shack Computers: Hardware & Software

Color Computer 16K w/extended basic	255
Color Computer 32-64K w/extended basic	345
Model IV 16K	849
Model IV 64K 2 drives & RS232	1699
Model 100 8K	679
Model 100 24K	835

AMERICAN EXPRESS VISA MasterCard

TOLL FREE **1-800-343-8124** Write for FREE catalog

computer plus
P.O. Box 926 • 480 King St. • Littleton, MA 01460

```
QUIT    RTS             ; end of game
        ; get guess & play
PLAY    ORA #$30        ;ascii numeric
        JSR $FFD2       ; .. print
        LDA #$20        ;ascii space
        JSR $FFD2       ; print it
        ; set counts to zero
        LDX #0
        STX EXACT
        STX MATCH
        STX INCHAR
        ; get 4 character guess
INLOOP  JSR $FFE4       ; get char
        CMP #$41        ; less than A
        BCC INLOOP
        CMP #$47        ; over F
        BCS INLOOP      ; reject it
        JSR $FFD2       ; OK, print it
        LDX INCHAR      ; get position
        INC INCHAR      ; bump position
        STA UGUESS,X    ; store character
        LDA SECRET,X    ; copy secret char
        STA SCOPY,X     ; .. to copy area
        CPX #3          ; four chars?
        BNE INLOOP      ; nope, go back
        ; check guess for exact matches
COMPAR  LDA SCOPY,X     ; test character
        CMP UGUESS,X    ; against guess
        BNE SKIP        ; nope, try next
        INC EXACT       ; yes, count it
        LDA #0          ; and wipe out..
        STA SCOPY,X     ; .. matching ..
        STA UGUESS,X    ; .. characters
SKIP    DEX
        BPL COMPAR
        ; check for out-of-place matches
        LDY #$00        ; first secret char
RETRY   LDX #$00        ; first guessed char
CHECK   LDA SCOPY,Y     ; is character wiped?
        BEQ PASS        ; yes, ignore next bit

        CMP UGUESS,X    ; compare it to guess
        BNE PASS        ; nope, move on
        INC MATCH       ; yup, count it
        LDA #$00        ; and wipe out..
        STA SCOPY,Y     ; .. matching ..
        STA UGUESS,X    ; .. characters
PASS    INX             ; next guessed character
        CPX #4          ; tried them all?
        BCC CHECK       ; no, try next one
        INY             ; next secret character
        CPY #4          ; tried them all?
        BCC RETRY       ; no, keep going
        ; print results
        LDX #0          ; start at 'exact'
PLOOP   LDA #$20        ; print a space
        JSR $FFD2
        LDA EXACT,X     ; get the number
        ORA #$30        ; to ascii numeric
        JSR $FFD2       ; and print
        INX             ; move to 'match'
        CPX #$02        ; too far?
        BCC PLOOP       ; nope, keep printing
        LDA #$0D        ; print 'return'
        JSR $FFD2
        LDA EXACT       ; four exact?
        CMP #4          ; if so, set z flag
        RTS
```

Program 2:
Code As Prepared For A Tiny Assembler

```
(033C)  LDA #$00
        STA $0240
(0341)  INC $0240
        LDA $0240
        CMP #10
        BEQ $0350
        JSR $0351
        BNE $0341
(0350)  RTS
(0351)  ORA #$30
        JSR $FFD2
        LDA #$20
        JSR $FFD2
        LDX #$00
        STX $0241
        STX $0242
        STX $0243
(0366)  JSR $FFE4
        CMP #$41
        BCC $0366
        CMP #$47
        BCS $0366
        JSR $FFD2
        LDX $0243
```

Program 3: Code As Assembled By A Full Assembler

```
                NGUESS =$0240     ;number of guesses
                EXACT  =$0241     ;exact count
                MATCH  =$0242     ;other match count
                INCHAR =$0243     ;input char count
                SECRET =$0244     ;secret code
                SCOPY  =$0248     ;copy secret code
                UGUESS =$024C     ;user's guess
                       *= $033C   ;start program here
                                       ; start game
033C A9 00      START  LDA #$00        ; guesses, zero
033E 8D 40 02          STA NGUESS
                                       ; accept next guess
0341 EE 40 02 GUESS    INC NGUESS      ; count guess
0344 AD 40 02          LDA NGUESS      ; get it
0347 C9 0A             CMP #10         ; over nine?
0349 F0 05             BEQ QUIT        ; yup, quit
034B 20 51 03          JSR PLAY        ; take guess
034E D0 F1             BNE GUESS       ; not finished?
0350 60        QUIT    RTS             ; end of game
                                       ; get guess & play
0351 09 30      PLAY   ORA #$30        ;ascii numeric
0353 20 D2 FF          JSR $FFD2       ; .. print
0356 A9 20             LDA #$20        ;ascii space
0358 20 D2 FF          JSR $FFD2       ; print it
                                       ; set counts to zero
035B A2 00             LDX #0
035D 8E 41 02          STX EXACT
0360 8E 42 02          STX MATCH
0363 8E 43 02          STX INCHAR      ; get 4 character
                                         guess
```

SAVE

commodore VIC 64 $229.00



VIC 20 SPECIAL $89.00 INCLUDES GORTEK & MICROCHIPS VL110 Cassette program (retail value $19.95).

Commodore VIC20/64 1541 Single Disk Drive. . . $239.00
Commodore VIC20/64 1530 Datassette. 65.00
Commodore VIC20/64 1525 Printer. 229.00
Commodore VIC20/64 1701 Color Monitor. 249.00
Commodore VIC20/64 1600 Vicmoden (Telephone Interface). 55.00

Everything you need to support your COMMODORE VIC20 AND VIC64

Unbelievable prices for game and business software for your VIC20 and VIC64.

. . . . *TOO MANY TO LIST BUT WE GOT IT*. . . .

Micro Software International Inc

PractiCalc 20
For the Commodore VIC-20—
16K RAM required
Tape (CV2T10). $28.00
Disk (CV2D10). 33.00

PractiCalc 64 For the Commodore 64
Tape (C60T11). $37.00
Disk (C60D11). 39.00

Cardco, Creative Software, EPYX, HES, UMI, WICO, Romox.



Texas Instruments TI-99/4A Home Computer

ONLY $109.00*

*After TI manufacturer's rebate of $50.00.

SAVE

MORE GOOD DEALS

PHA 4100 Color Monitor. $349.95
PHP 2400 TI Impact Printer. 540.95
PHP 1100 Wired Remote Controllers. 27.95
PHP 2700 Program Recorder. 49.95

FREE EXPANSION BOX ($183. VALUE) with the purchase of any three of the following low price items:

PHP 1220 RS 232 Card. $135.95
PHP 1240 Disk Controller Card. 189.95
PHP 1250 Expansion System Disk Drive. 300.95
PHP 1260 Memory Expansion Card 32K. 227.95
PHP 1270 P-Code Card. 189.95
PHM 3111 TI Writer. 75.95
PHM 3113 Microsoft Multiplan. 75.95

FREE SPEECH SYNTHESIZER when you buy six solid state software, command cartridges.

QUANTITIES ARE LIMITED!

We carry in stock all hardware and software for TI home computers.

PHM 3026 Extended Basic. . . . . $ 75.95
PHM 3035 Terminal Emulator II. 38.95
PHM 3058 Mini-Memory. 75.95
PHM 3055 Editor/Assembler. 37.95
PHM 3109 TI Logo II. 74.95
PHM 3112 Parsec. 30.95
PHM 3053 TI Invaders. 44.95
PHM 3041-T Adventure (Pirate Adv.). 30.95
PHM 3057 Munch Man. 30.95
PHM 3006 Home Financial Decisions. 23.95
PHM 3044 Personal Report Generator. 30.95
PHM 3002 Early Learning Fun. 22.95
PHM 3090-97 Miliken Home Math Series K-8th grade. 30.95
PHM 3059-62 Scholastic Spelling Level 3-6. . . . . 41.95
PHM 3046-48 Scott, Foresman, Reading Pkgs. 41.95
PHM 3064 Touch Typing Tutor. 30.95
PHM 7008 Speaking Scholastic Spelling. 165.95
PHM 3122 Plato Interpreter. 37.95
PHM 3083-88 Addison Wesley Computer Math Games I-VI. 30.95

SAVE

SOUTHERN AUDIO VIDEO ELECTRONICS, INC.
1782 Marietta Blvd., N.W., Atlanta, Georgia 30318

Order Toll Free 1-800-241-2682
In Georgia (404)-351-8459

Get the best prices on TI Hardware and software. For a complete listing of all SAVE's products, send $5.00 for our catalogue (refundable with your first order).

Enjoy the convenience of in-home shopping. Call our toll free number today for orders only.

Use your American Express, VISA, Mastercard, check or money order. Minimum order of $50. Outside continental U.S.A. minimum order $250 U.S. currency. Shipping and handling charges are extra. All prices are subject to change without notice. Allow 2-4 weeks for delivery. Prices good through November, 1983. *$50.00 Rebate expires January, 1984.

```
          INC $Ø243
          STA $Ø24C,X
          LDA $Ø244,X
          STA $Ø248,X
          CPX #$Ø3
          BNE $Ø366
(Ø387)    LDA $Ø248,X
          CMP $Ø24C,X
          BNE $Ø394
          INC $Ø241
          LDA #$ØØ
          STA $Ø248,X
          STA $Ø24C,X
(Ø39A)    DEX
          BPL $Ø381
          LDY #$ØØ
(Ø39F)    LDX #$ØØ
(Ø3A1)    LDA $Ø248,Y
          BEQ $Ø3BØ
          CMP $Ø24C,X
          BNE $Ø3BØ
          INC $Ø242
          LDA #$ØØ
          STA $Ø248,Y
          STA $Ø24C,X
(Ø3B6)    INX
          CPX #$Ø4
          BCC $Ø39B
          INY
          CPY #$Ø4
          BCC $Ø399
          LDX #$ØØ
(Ø3C2)    LDA #$2Ø
          JSR $FFD2
          LDA $Ø241,X
          ORA #$3Ø
          JSR $FFD2
          INX
          CPX #$Ø2
          BCC $Ø3BC
          LDA #$ØD
          JSR $FFD2
          LDA $Ø241
          CMP #$Ø4
          RTS
```

To receive additional information from advertisers in this issue, use the handy reader service cards in the back of the magazine.

```
Ø366 2Ø E4 FF INLOOP JSR $FFE4      ; get char
Ø369 C9 41           CMP #$41       ; less than A
Ø36B 9Ø F9           BCC INLOOP
Ø36D C9 47           CMP #$47       ; over F
Ø36F BØ F5           BCS INLOOP     ; reject it
Ø371 2Ø D2 FF        JSR $FFD2      ; OK, print it
Ø374 AE 43 Ø2        LDX INCHAR     ; get position
Ø377 EE 43 Ø2        INC INCHAR     ; bump position
Ø37A 9D 4C Ø2        STA UGUESS,X   ; store
                                      character
Ø37D BD 44 Ø2        LDA SECRET,X   ; copy secret
                                      ch
Ø38Ø 9D 48 Ø2        STA SCOPY,X    ; .. to copy
area
Ø383 EØ Ø3           CPX #3         ; four chars?
Ø385 DØ DF           BNE INLOOP     ; nope, go back
                                    ; check guess for
                                      exact matches
Ø387 BD 48 Ø2 COMPAR LDA SCOPY,X    ; test
                                      character
Ø38A DD 4C Ø2        CMP UGUESS,X   ; against guess
Ø38D DØ ØB           BNE SKIP       ; nope, try
                                      next
Ø38F EE 41 Ø2        INC EXACT      ; yes, count it
Ø392 A9 ØØ           LDA #Ø         ; and wipe
                                      out..
Ø394 9D 48 Ø2        STA SCOPY,X    ; .. matching
                                      ..
Ø397 9D 4C Ø2        STA UGUESS,X   ; .. characters
Ø39A CA        SKIP  DEX
Ø39B 1Ø EA           BPL COMPAR
                                    ; check for matches

Ø39D AØ ØØ           LDY #$ØØ       ; first secret
Ø39F A2 ØØ     RETRY LDX #$ØØ       ; first guessed
Ø3A1 B9 48 Ø2 CHECK  LDA SCOPY,Y    ; char wiped?
Ø3A4 FØ 1Ø           BEQ PASS       ; yes, ignore
Ø3A6 DD 4C Ø2        CMP UGUESS,X   ; compare
Ø3A9 DØ ØB           BNE PASS       ; nope, move on
Ø3AB EE 42 Ø2        INC MATCH      ; yup, count it
Ø3AE A9 ØØ           LDA #$ØØ       ; and wipe
                                      out..
Ø3BØ 99 48 Ø2        STA SCOPY,Y    ; .. matching
                                      ..
Ø3B3 9D 4C Ø2        STA UGUESS,X   ; .. characters
Ø3B6 E8        PASS  INX            ; next guess
Ø3B7 EØ Ø4           CPX #4         ; tried all?
Ø3B9 9Ø E6           BCC CHECK      ; no, try next
Ø3BB C8              INY            ; next char
Ø3BC CØ Ø4           CPY #4         ; tried all?
Ø3BE 9Ø DF           BCC RETRY      ; no, keep on
                                    ; print results

Ø3CØ A2 ØØ           LDX #Ø         ; first numbr
Ø3C2 A9 2Ø     PLOOP LDA #$2Ø       ; print space
Ø3C4 2Ø D2 FF        JSR $FFD2
Ø3C7 BD 41 Ø2        LDA EXACT,X    ; get number
Ø3CA Ø9 3Ø           ORA #$3Ø       ; to ascii num
Ø3CC 2Ø D2 FF        JSR $FFD2      ; and print
Ø3CF E8              INX            ; move on
Ø3DØ EØ Ø2           CPX #$Ø2       ; too far?
Ø3D2 9Ø EE           BCC PLOOP      ; nope, loop
Ø3D4 A9 ØD           LDA #$ØD       ; print return
Ø3D6 2Ø D2 FF        JSR $FFD2
Ø3D9 AD 41 Ø2        LDA EXACT      ; four exact?
Ø3DB C9 Ø4           CMP #4         ;   z flag
Ø3DD 6Ø              RTS
```

Program 4:
Hexadecimal Dump Of Memory

```
C*
     PC   IRQ   SR AC XR YR SP
.;  B78Ø E455  2C 34 3A 9D F8
.
.:  Ø33C A9 ØØ 8D 4Ø Ø2 EE 4Ø Ø2
.:  Ø344 AD 4Ø Ø2 C9 ØA FØ Ø5 2Ø
.:  Ø34C 51 Ø3 DØ F1 6Ø Ø9 3Ø 2Ø
.:  Ø354 D2 FF A9 2Ø 2Ø D2 FF A2
.:  Ø35C ØØ 8E 41 Ø2 8E 42 Ø2 8E
.:  Ø364 43 Ø2 2Ø E4 FF C9 41 9Ø
.:  Ø36C F9 C9 47 BØ F5 2Ø D2 FF
.:  Ø374 AE 43 Ø2 EE 43 Ø2 9D 4C
.:  Ø37C Ø2 BD 44 Ø2 9D 48 Ø2 EØ
.:  Ø384 Ø3 DØ DF BD 48 Ø2 DD 4C
.:  Ø38C Ø2 DØ ØB EE 41 Ø2 A9 ØØ
.:  Ø394 9D 48 Ø2 9D 4C Ø2 CA 1Ø
.:  Ø39C EA AØ ØØ A2 ØØ B9 48 Ø2
.:  Ø3A4 FØ 1Ø DD 4C Ø2 DØ ØB EE
.:  Ø3AC 42 Ø2 A9 ØØ 99 48 Ø2 9D
.:  Ø3B4 4C Ø2 E8 EØ Ø4 9Ø E6 C8
.:  Ø3BC CØ Ø4 9Ø DF A2 ØØ A9 2Ø
.:  Ø3C4 2Ø D2 FF BD 41 Ø2 Ø9 3Ø
.:  Ø3CC 2Ø D2 FF E8 EØ Ø2 9Ø EE
.:  Ø3D4 A9 ØD 2Ø D2 FF AD 41 Ø2
.:  Ø3DC C9 Ø4 6Ø
.
```

©

ATTENTION PROGRAMMERS!!

DATASOFT is currently seeking programs and programmers to add to their rapidly growing and expanding operation. A leading marketer and developer of personal computer software, DATASOFT offers experienced assembly-language programmers the opportunity to join their staff to develop and translate arcade games such as ZAXXON™, as well as to author original material for their games, education and home management product lines. DATASOFT pays competitive salaries, plus bonuses based on product performance. Relocation assistance is available, if needed.

If you have working knowledge of Atari, Apple, TI, or Commodore operating systems, graphics, animation and sound, call or write the Product Development Department at:

Datasoft Inc.®
COMPUTER SOFTWARE

9421 Winnetka Ave
Chatsworth, CA 91311
(213) 701-5161 / (800) 423-5916

ZAXXON and SEGA are registered trademarks of Sega Enterprises.
DATASOFT is a registered trademark of Datasoft, Inc.

MAKE BIG MONEY

★ ★ ★ ★ ★ ★ ★ ★ ★ ★ ★ ★

SELL VIDEO GAME SOFTWARE

...Spare Time to Friends and Neighbors
Make $50-$100-$200 Per Week!

NO MONEY NEEDED TO START
NO RISK
NO MINIMUM ORDER

Become a Part-Time Video Game Dealer. Buy all the new Video Game Software at Low Dealer Wholesale Prices. (Example: **CHOPLIFTER,** retail price $44.95, your cost is **$23.95.** You sell at $29.95 and make $6.00 a game — your customer saves $15.00.) No money needed to start! Sell ATARI VCS, 5200, 400/800; COLECO, INTELLIVISION, APPLE, COMMODORE, TRS-80, T.I., etc. Be the first dealer in your area. Limited offer **ACT NOW** for Special Dealer Kit - only **$4.95.** Dealer Kit includes everything you need to get started — Order Forms, Confidential Dealer Prices, Sales Manual, Ad Kit and much more! UNCONDITIONAL GUARANTEE — 100% satisfaction or Full Refund.

We also carry Educational Games.

★ **ACT NOW For Complete Dealer Kit** ★

MAIL $4.95 TODAY TO:
GAMES CLEARING HOUSE INC.
DEPARTMENT CA BOLTON, MASS. 01740
617-897-5555 (Sorry, no COD's)

GAMES CLEARINGHOUSE, INC.

WE ACCEPT: VISA

COMPUTER CASSETTES

100% Error-Free • Fully Guaranteed



LENGTH	12 PACK	24 PACK
C-05	79¢	69¢
C-10	89¢	79¢
C-20	99¢	89¢
Boxes	26¢	21¢

UPS $3.00 Pkg. $18.00 Case

C-10's 39¢
(Min. 500 Case Lot)
w/labels ADD 4¢,
w/boxes ADD 13¢

FOR ORDERS ONLY
1-800-528-6050
Extension 3005

MICRO-80™ INC.
2665-C Busby Road
Oak Harbor, WA 98277

FREE ZX81/TS1000 CATALOG



New from Gladstone Electronics! Our ZX81/TS1000 catalog will take you where no one has dared go before! You will view the widest selection of up-to-date software, books and hardware add-ons available to get the most from your personal computer. This exciting new 34 page color catalog lists arcade, fantasy and family games, business and educational programs; books for beginners as well as experienced users; hardware add-ons and other peripherals for use with ZX81/TS1000 Home Computer!

Use the convenient coupon below and send for your FREE catalog TODAY!

New! Write for yours Today!
Complete and mail now for your FREE copy!
For information call (716) 874-5510

GLADSTONE Electronics

Please rush me this exciting new ZX81/TS1000 catalog.

Name _____

Address _____

City _____ State _____ Zip _____

Mail to: 1585 Kenmore Ave., Buffalo, N.Y. 14217
In Canada: 1736 Avenue Rd., Toronto, Ont. M5M 3Y7

ISAM

Building Your Own Random File Manager

Michael D. Lipay

There are several approaches to handling computer files (collections of data). Among the fastest and best is the random access disk file which uses special techniques to quickly locate any piece of information from anywhere within the entire file.

This tutorial explains how random access can be achieved and examines alternative ways to process data files. It includes a sample program, written in Applesoft BASIC, but which can easily be adapted to work on other computers using Microsoft BASIC.

Besides protecting earth from aliens, a main purpose of a computer is processing information. This data processing can be anything from keeping track of your stamp collection to maintaining a running inventory for your business. When it becomes necessary to retain the information long after the computer has been turned off, tape or disk storage is used.

Magnetic storage devices are capable of storing information indefinitely (provided they are kept clean and away from magnetic fields). Basically, there are two types of magnetic storage devices available to the micro computer user – tape and disk. Both devices are capable of storing large amounts of information, and do so in groups called files. A file is a collection of related information, and the user has three primary types of files to select from:

I) Sequential Tape Files
II) Sequential Disk Files
III) Random Access Disk Files

Which of the three you decide to use for a given program will depend on many factors. Each has its own advantages and disadvantages; they are discussed here in an effort to help you select the best one for your needs.

Sequential Tape Files

If you have large amounts of data which you do not need to process frequently, then tape files should be considered. Tapes can store vast amounts of data in a relatively compact space, and at a very low price. Tapes serve as an excellent medium to keep a backup of disk programs and files. The big drawback to using tapes is that they are slow, so make sure you have plenty of time.

Sequential Disk Files

Sequential disk files are best if you have small amounts of data to process. The files have the advantages of being faster than tape and more space conservative than random access files. Probably the only disadvantage of sequential disk files is the slowness of updating large files. In order to change a single record on a sequential file, you must copy all records to a work file, changing any records desired along the way, then delete the old file and rename the work file. This could be as time consuming as tape files, were it not for the speed of the disk.

Random Access Disk Files

Large volumes of data which must be updated with any frequency should be held in random access files. This type of file lets you easily update any given record without having to process or read through any other record on the file. It also has disadvantages such as requiring all records to be of the same, fixed length and needing to know where on the file a particular record is located.

There are several methods available to help

ADVERTISEMENT

Educational News

Orange Plus Educational News located at 23801 Calabasas Road/Suite 2050/Calabasas, CA 91302/(213) 999-5210

Legal Apple[Type] Compatible

New Computer runs CP/M & Apple[Type] Software

CALABASAS — Now instructors can teach Apple-type programs such as LOGO in one class and professional-style word processing in another without any hardware changes. Dual microprocessors (Z80-A & 6502, two computers in one case), with the radical new Orange Plus development the "EuroROM", allows the machine to read/write/work with Apple-type software as well as CP/M programs and access either CPU via the keyboard.

The ***"ORANGE+TWO"***™ is a brand new direction in the evolution of the personal computer. ORANGEFORTH-83, a Fig-FORTH derivative and readily accessible public domain language, is resident in the ROM*. Also included is CP/M 3.0, Digital Research's latest CP/M version. There is also a built-in disk drive controller for two Apple-type drives, a cassette interface, joystick port, color graphics and ASCII keyboard with numeric keypad. For expert word processing, the keyboard features upper and lower case (lower case characters are true descenders) with auto repeat.

This new breed of computer is a breakthrough for educators and school systems throughout the world. The ability to run both Apple-type and CP/M software on the same machine relieves financially-pressed educators from expensive equipment burdens, allowing them to spend more money where it counts...**on the teachers.**

*Available on disk at extrta cost.

THE LEASING ALTERNATIVE

CALABASAS — Through select leasing companies, Orange Plus Computer Systems will offer the following lease programs to qualified corporations and educational institutions: An ***"ORANGE+TWO"***™ computer with a green monitor and one disk drive for only $59.55 per month...36 month closed end lease. Also included is a full maintenance program and all revisions and upgrades that may be available during the term of the lease. Subject to credit approval. Call for additional information.

DISTRIBUTORS: CALL (213) 999-5210

CALABASAS — Due to the tremendous amount of individual inquiries and dealer applications, qualified stocking distributors are needed. Select areas available!



MORE FOR LESS

The ***"ORANGE+TWO"***™ 64K computer includes these standard features:

Built-in CP/M 2.2 compatibility	**no charge**
Digital Research's CP/M 3.0	**no charge**
Built-in disk drive controller for two Apple-type drives	**no charge**
Numeric keypad with separate return key	**no charge**
110/220 volt switch selectable power supply, 50-60 Hz	**no charge**
Full function ASCII keyboard with auto repeat	**no charge**
Cassette interface	**no charge**
Fully grounded metal base plate	**no charge**
Adjustable audio volume control	**no charge**
ORANGEFORTH-83, Z80-A FORTH language, resident in ROM	**no charge**
Z80-A CPU, a second computer	**no charge**
6 slot double sided logic board	**no charge**
Bank switchable RAM, fully socketed, expandable to 256K	**no charge**
Programmable 2764 EPROMs	**no charge**
TOTAL: *"ORANGE+TWO"*™	**$1095.00**

*Compare these features included on the **"ORANGE+TWO"**™ with the competition's over $2000 for equivalent product.*

MORE PRODUCTS FROM ORANGE PLUS COMPUTER SYSTEMS TO ENHANCE YOUR *"ORANGE+TWO"*™, APPLE II/II PLUS, OR FRANKLIN ACE 1000

Disk-based ORANGEFORTH-83 language with full documentation	**$99.95**
Digital Research's™ CBASIC with disk and documentation	**$49.95**
Orange Plus KoalaPad™ Touch Tablet w/Micro Illustrator™	**$124.95**
Orange Plus Joystick (works on "ORANGE+TWO", Apple II, II+, & //e)	**$29.95**
Orange Plus self-centering joystick	**$39.95**
10MB (Formatted) 5¼" half-height Winchester Hard Disk Drive	**$1495.00**
Controller & Interface for Hard Disk	**$395.00**

*Includes everything necessary to be installed in **"Orange+Two"**, Apple or Franklin Computer*

The above are suggested retail prices. Prices may vary from state to state.

Collins International Trading Corporation,
23801 Calabasas Road, Suite 2050, Calabasas, CA. 91302

you to determine where a particular record is located on a random access file. John Hudson covered the HASH/LINK method in the March 1982 issue of COMPUTE!. He did an excellent job; and if you desire to learn more about it, I suggest that you read this article. The HASH/LINK method does have some problems. For example:

I) If you fill the overflow area, you will have to reorganize the file again.

II) As soon as you initialize the random file, you take up more space than you may need.

III) Successive "collisions" can greatly increase access time (rec 100 links to rec 212, rec 212 links to rec 487, rec 487 links to...).

IV) Expanding the main and overflow areas of the file may require major program revisions (deciding the main area should be 2000 recs instead of 1000 recs will require changes to your hashing logic), as well as requiring you to reload the file.

V) Sequential (ascending or descending) processing is almost impossible.

VI) If you need to "key" on an alphabetic field (such as a name), you must first convert it to a numeric value.

VII) Once the file has been created, it is impossible to select an alternate key (e.g., a file is hashed on the last name, but you need a report in social security number order).

VIII) Deleting a record requires several Read/Write steps to keep the link field updated. Once a record has been deleted, the position that it occupied on the file is unusable, since all adds occur at the end of the file.

In the rest of this article I will cover an alternate method known as Indexed-Sequential Access Method (ISAM).

ISAM

ISAM can solve all the problems associated with HASH/LINK files, but it has some problems of its own. ISAM works on the principle that it is faster to search memory than a disk. Unfortunately, before you can search memory, you must have something in it, and this is the problem with ISAM.

ISAM works by loading the desired "key" field of each record in a file into an array. This is done by placing the key field of the first record into the first position of the array, the key from the second record into the second position of the array, etc. Once the array has been loaded, you simply search the array for the desired key; its position in the array is the record number for the random access file. Described below are the procedures necessary for the most common types of file processing:

I) ADD A RECORD
- a) Search the array to determine if the record already exists.
- b) Move the new "key" to the end of the array, or to the first "open" position in the array.
- c) Use the position number of the array to write the record to the file.

II) DELETE A RECORD
- a) Find the key in the array.
- b) "Open" the entry in the array by moving a "dummy" key into the array (such as zeros).
- c) Write the dummy values to the file.

III) CHANGE A RECORD
- a) Find the key in the array.
- b) Use the position number to read in the record.
- c) Make your change to the record (even change the key).
- d) Write the new record to the file using the position number.
- e) If you changed the key, move the new key into the array.

IV) PROCESS SEQUENTIALLY BY KEY
- a) Sort the array into the desired order (ascending or descending).
- b) Process the records sequentially through the array.

V) PROCESS BY A DIFFERENT KEY
- a) Load the array with the new keys from the file.
- b) Process normally using the new array.

Listed below are sample programs, written in Applesoft, which illustrate ISAM programming techniques. The programs are shells which can easily be modified to suit your own purposes. Note that all branch instructions bypass the REM statements; thus, if you want to key the program in without remarks, no line numbers will have to be changed. Variables used in the programs are:

D$ – Control-D (disk access)

IA – Index Array

IE – Index End (last entry used)

IP – Index Pointer (entry number for the part searched for)

IO – Index Open (entry number for first "open" or empty record)

FOUND – Switch to indicate if part searched for is in the index:

0 – part not in index

1 – part in index

PART – Part number being searched for

IT'S HERE AT LAST!

THE FIRST LOW COST 6502 COMPUTER WITH 48K RAM THAT'S COMPLETELY COMPATIBLE WITH APPLE II®

Introducing the RAM-TECH* *RT 2* computer which offers you greater flexibility than the Apple II+® at a price that's easier on your finances. The *RT 2* will run all software and use all peripheral hardware designed for the Apple II+.® It's 100% Apple® compatible yet it offers you features not available on the Apple II+.®

COMPARE THESE FEATURES:

- — supports upper & lower case characters from the keyboard
- — high quality ABS case will not crack and is light weight
- — RF modulator included in addition to composite video output
- — high quality light-touch keyboard with upper/lower case key
- — 15 key numeric key pad for fast data entry (optional)
- — high power switching power supply (8.5 amps total) will power two disk drives and several peripherals easily, has internal circuit breaker
- — eight expansion slots to increase flexibility with peripheral cards
- — 48K RAM expandable to 64K (192K RAM upgrade card available soon)
- — socketed IC's for quick and easy service
- — thousands of programs (business & home) available
- — operates identically to the Apple II+® with exception of extra features on ***RT 2***
- — full 90 days parts and labor warranty with fast service turn-around



THE RAM-TECH* *RT 2* IS EVERYTHING YOU ALWAYS WANTED FROM AN APPLE® (AND MORE), BUT THOUGHT YOU COULDN'T AFFORD. AND THAT'S GOOD NEWS!

BUT THE BEST NEWS IS THE PRICE:
$525.00 + $18.00 shipping & handling

WITH OPTIONAL NUMERIC KEYPAD:
$575.00 + $18.00 shipping & handling

COMPARED TO APPLE II® WHICH RETAILS AT MORE THAN DOUBLE THIS PRICE AND OFFERS YOU LESS, YOU CAN SEE WHY THE RAM-TECH* *RT 2* SHOULD BE YOUR CHOICE. *MAKE NO SYNTAX ABOUT IT, THE RT 2 IS FOR YOU!*

PERSONAL I.D. OPTION — We will burn your name into ROM. When you power up your Ram-Tech your name will be displayed on the screen. ***AN EXTRA MEASURE OF SECURITY AGAINST THEFT.***
Indicate on your order what name you wish to use (maximum 8 letters including spaces) — ADD: $25.00 for I.D. option.

ALSO AVAILABLE: (sub-assemblies for do-it yourselfers) — 90 days warranty

1 – ABS case, high quality, Apple® look-a-like and color matched, will replace Apple® case	$ 68.50
2 – same as #1 above but with numeric keypad cutout	$ 84.00
3 – keyboard with upper/lower case key, direct replacement for Apple® or Ram-Tech*	$110.00
4 – same as #3 above but with numeric keypad, use in combination with #2, also fits Apple®	$139.50
5 – RF modulator with TV switch and cable, also fits Apple®	$ 19.50
6 – switching power supply, 8.5 amps, internal circuit breaker, high power, also fits Apple®	$112.00
7 – motherboard, completely assembled & tested, fully operational with burned ROMS	$295.00
8 – bare motherboard w/ parts discription screened on board and instructions, highest quality G10 epoxy	$ 48.00

SHIPPING & HANDLING FOR ABOVE: cases #1 & 2 add 10%; all others add 5%

PERIPHERALS, CARDS & ACCESSORIES FOR YOUR RAM-TECH* OR APPLE®

all items #1 to 19 guaranteed for one year (disk drives for six months)

1 – 16K RAM card	$ 58.00
2 – 80 column card	$ 94.50
3 – clock card	$135.00
4 – communications card	$ 89.00
5 – disk controller card	$ 58.00
6 – EPROM writer card	$124.50
7 – FORTH card	$ 98.50
8 – IEEE-488 card w/cable	$186.00
9 – parallel printer card w/cable	$112.00
10 – parallel printer buffer and grappler card with cable	$245.00
11 – interger card	$ 97.50
12 – PAL card	$114.00
13 – language card	$ 72.50
14 – RS-232 serial card	$ 84.00
15 – Z-80 CP/M card	$ 92.00
16 – VERSA card	$345.00
17 – analog/digital card	$116.50
18 – system cooling fan	$ 63.00
19 – joy stick w/button	$ 24.50

DISK DRIVES: Guaranteed high quality for use with all Apple® compatible (or Ram-Tech*) controllers – DOS 3.3 & 3.2

USES SPECIAL LOW POWER CONSUMPTION CIRCUITRY

TEAC 55A	$325.00 ..... $370.00 with controller
SHUGART	$285.00 ..... $330.00 with controller

SHIPPING & HANDLING: add $3.50 per item #1 - 19 . . . disk drives add $10.00

TO ORDER

- — ALL PRICES IN U.S. CURRENCY
- — VISA OR MASTER CARD: SEND NUMBER, EXPIRY DATE, BANK NAME & CARD HOLDER'S NAME, INCLUDE PHONE NUMBER.
- — CHECKS & MONEY ORDERS O.K. – CHECKS NEED THREE WEEKS TO CLEAR. (NO C.O.D.'S TO U.S. DUE TO POSTAL REGULATIONS)
- — CANADIAN ORDERS ADD 25% FOR CDN FUNDS EXCHANGE.
- — U.S. CUSTOMERS WILL HAVE TO PAY U.S. CUSTOMS 4.7% DUTY. DUTIES COLLECTED BY POST OFFICE. WE ASSUME NO LIABILITY FOR CUSTOMS CLEARANCE.

DEALER INQUIRIES REQUESTED

BYTE-RYTE

DEPT. CP
P.O. BOX 205, STATION CART.
MONTREAL, QUEBEC, CANADA H4K 2J5

(514) 335-1717

®Apple is a trademark of Apple Computer Inc.

*Ram-Tech is a trademark of **99506 CANADA INC.**

10-13 This section goes to a one-time routine to load the index array with the desired key field (in this case a part number).

100-114 Display the options available in a menu format.

120-122 This gets the option into a string. Then, using the VAL command, goes to the appropriate routine. Note that if zero, a non-numeric character, or a number greater than five is entered, the menu is displayed again.

200-215 The index array is searched sequentially in this section. If the key is found, the following values are returned:

FOUND = 1
IP = Entry in array for desired key
IO = First open entry in array (entry with key of zero)

If the key is not found, the following values are returned:

FOUND = 0
IO = First open entry in array

Note on lines 212 and 213 the method used to exit from the FOR/NEXT loop. This is the method suggested by Apple to exit the loop from other than normal completion. Its purpose is to prevent ?OUT OF MEMORY errors from occurring as a result of too many "open" loops.

300-324 ADD A PART

310 Accepts the part number to be added to the file.

311 Goes to the routine to search the index. If the part already exists (FOUND = 1), an error message is displayed and control is returned to the menu.

321-322 The new part is written to the master file using the open entry pointer (IO) as the record number.

323 If the new part is added to the end of the file, the number of the last entry (IE) is updated.

324 Returns to the menu.

400-424 DELETE A PART

410 Accepts the part to be deleted.

411 Goes to the search routine. If the part is not on file (FOUND = 0), an error message is displayed and control is transferred to the menu.

420 The part is removed from the index by making the entry zero.

421-422 The part is removed from the master file.

423 If the part was the last one in the array, the ending pointer (IE) is reduced by one.

424 Return to the menu.

800-813 UPDATE INDEX POINTER

810-811 Write the number of the last entry in the index to record zero of the master file.

812 Closes the master file.

813 Stops the program.

900-930 LOAD THE INDEX ARRAY

910 Initially sets up variables.

911 Sets up an error routine to handle end-of-data and not-found conditions.

912 Opens the master file.

913-914 Read the number of the last record on the master file.

915 Turns off the error routine, dimensions the index array to allow up to ten records to be added to the end of the array (this can be changed to allow for more expansion).

916 If no records exist on the master, control goes to the menu.

920 Sets up the error routine.

921-924 Load the key field (part number) into the array.

930 Turns the error routine off; returns to the menu.

The second program offers a different method of handling the index. Type in lines 10-630 from Program 1, then add the lines from Program 2. In this program the index is kept on a sequential disk file, for speed of loading the array.

800-833 Save the index array.

810 Check the index change switch; if it is zero, the index has not changed and does not have to be rewritten. Control goes to 832.

811 Deletes the index file.

820-823 Write the array to the index file.

830-831 Write the number of the last entry in the index to record zero of the master file.

832 Closes the master file.

833 Stops the program.

900-940 LOAD THE INDEX ARRAY

910 Initially sets up variables.

920 Opens the master file.

921 Sets up the error routine.

922-923 Read the number of entries in the index file.

930 Sets up a new error routine.

931 Dimensions the index array (with expansion of 10).

932-934 Read the index file into the array.

935 Turns the error routine off and closes the index.

940 Turns control over to the menu.

Program 1: ISAM

```
10  REM
11  REM  CALL INDEX LOAD ROUTINE
12  REM
13  GOTO 910
100  REM
101  REM  SELECT OPTION
```

```
102  REM
110  HOME : PRINT "1) ADD PART"
111  PRINT "2) DELETE PART"
112  PRINT "3) CHANGE PART"
113  PRINT "4) DISPLAY PART"
114  PRINT "5) STOP"
120  PRINT : INPUT "SELECT OPTION: ";OPT$
121  ON  VAL (OPT$) + 1 GOTO 110,310,410,510
     ,610,810
122  GOTO 110
200  REM
201  REM  SEARCH INDEX ARRAY
202  REM
210 IO = IE + 1: IF IE = 0 THEN FOUND = 0:
     RETURN
211  FOR I = 1 TO IE
212  IF IA(I) = PART THEN IP = I:I = IE + 1:
      NEXT :FOUND = 1: RETURN
213  IF IA(I) = 0 AND IO = IE + 1 THEN IO =
     I: NEXT
214  NEXT I
215 FOUND = 0: RETURN
300  REM
301  REM  ADD A PART
302  REM
310  INPUT "ENTER NEW PART NUMBER: ";PART
311  GOSUB 210: IF FOUND = 1 THEN  PRINT "PA
     RT ALREADY ON FILE": GOTO 110
320 IA(IO) = PART
321  PRINT D$;"WRITE MASTER,R";IO
322  PRINT PART: PRINT D$
323  IF IO > IE THEN IE = IO
324  GOTO 110
400  REM
401  REM  DELETE A PART
402  REM
410  INPUT "ENTER PART TO BE DELETED: ";PART

411  GOSUB 210: IF FOUND = 0 THEN  PRINT "PA
     RT IS NOT ON FILE": GOTO 110
420 IA(IP) = 0
421  PRINT D$;"WRITE MASTER,R";IP
422  PRINT 0: PRINT D$
423  IF IP = IE THEN IE = IE - 1
424  GOTO 110
500  REM
501  REM  CHANGE A PART
502  REM
510  INPUT "ENTER PART TO BE CHANGED: ";PART

511  GOSUB 210: IF FOUND = 0 THEN  PRINT "PA
     RT IS NOT ON FILE": GOTO 110
520  PRINT D$;"READ MASTER,R";IP
521  INPUT PART: PRINT D$
530  REM  CODING TO CHANGE PART
540 IA(IP) = PART
541  PRINT D$;"WRITE MASTER,R";IP
542  PRINT PART: PRINT D$
543  GOTO 110
600  REM
601  REM  DISPLAY PART
602  REM
610  INPUT "ENTER PART NUMBER: ";PART
611  GOSUB 210: IF FOUND = 0 THEN  PRINT "PA
     RT IS NOT ON FILE": GOTO 110
612  PRINT D$;"READ MASTER,R";IP
613  INPUT PART: PRINT D$
620  REM  CODING TO DISPLAY PART
630  GOTO 110
800  REM
801  REM  UPDATE INDEX POINTER
802  REM
810  PRINT D$;"WRITE MASTER,R0"
811  PRINT IE
812  PRINT D$;"CLOSE MASTER"
813  END
900  REM
901  REM  LOAD INDEX ARRAY
902  REM
910 D$ =  CHR$ (4):IE = 0:IP = 0:IO = 0:FOUN
     D = 0:PART = 0
911  ONERR  GOTO 915
912  PRINT D$;"OPEN MASTER,L25"
913  PRINT D$;"READ MASTER,R0"
914  INPUT IE: PRINT D$
915  POKE 216,0: DIM IA(IE + 10)
916  IF IE = 0 GOTO 110
920  ONERR  GOTO 924
921  FOR I = 1 TO IE
922  PRINT D$;"READ MASTER,R";I
923  INPUT IA(I)
924  NEXT I: PRINT D$
930  POKE 216,0: GOTO 110
```

Program 2: Index Array Routine

```
800  REM
801  REM  SAVE INDEX
802  REM
810  IF IC = 0 GOTO 832
811  PRINT D$;"DELETE INDEX"
820  PRINT D$;"OPEN INDEX"
821  PRINT D$;"WRITE INDEX"
822  FOR I = 1 TO IE: PRINT IA(I): NEXT I
823  PRINT D$;"CLOSE INDEX"
830  PRINT D$;"WRITE MASTER,R0"
831  PRINT IE
832  PRINT D$;"CLOSE MASTER"
833  END
900  REM
901  REM  LOAD INDEX ARRAY
902  REM
910 D$ =  CHR$ (4):IE = 0:IP = 0:IC = 0:IO =
     0:FOUND = 0:PART = 0
920  PRINT D$;"OPEN MASTER,L25"
921  ONERR  GOTO 930
922  PRINT D$;"READ MASTER,R0"
923  INPUT IE
930  ONERR  GOTO 935
931  DIM IA(IE + 10)
932  PRINT D$;"OPEN INDEX"
933  PRINT D$;"READ INDEX"
934  FOR I = 1 TO IE: INPUT IA(I): NEXT I
935  POKE 216,0: PRINT D$;"CLOSE INDEX"
940  GOTO 110
```

©

Use the handy reader service cards in the back of the magazine for information on products advertised in

COMPUTE!

TI Cadette: Computer Aided Design

Bradley Rogers

This clever program should provide hours of amusement for children who enjoy creating pictures. Similar to coloring or cut-and-paste, the computer screen becomes a magic window allowing easy design, color selection, and erasure. Requires Extended BASIC and joysticks.

"Cadette" is for children. Based on a scaled-down version of CAD (the Computer Aided Design), it transforms your TV screen into an electronic easel on which children can "draw" tropical birds, planes, surreal landscapes, or any number of other fascinating pictures. Joysticks and fire buttons are used instead of conventional pens and brushes.

Using these simple instruments, children can create intricate designs from a basic stockpile of 16 different shapes. Each shape can assume five different colors chosen at the start of the program. Cadette calls upon the imagination, but does not require highly developed motor skills. Most children over five should be able to manage it nicely.

Cadette is simple to use, with only four basic activities required:

1. Choosing a page (screen) color;
2. Choosing five brush (shape) colors;
3. Moving joysticks to position the shapes or the eraser; and
4. Pressing fire buttons to print or to erase.

The process is the electronic equivalent to pasting cutouts on construction paper. However, the program involves considerably less frustration than conventional craft activities. It permits children to erase neatly or to change their minds at any point without having to start over with a clean sheet.

Running The Program

Once the RUN command has been entered, a brief message appears, instructing you to select a page color. The page in this case is, of course, the TV screen. Next, you are confronted by a display of 12 colors, each identified by a number from 1 to 12. From this menu you select a screen color by pressing the appropriate number key and then the ENTER key. If you enter anything other than numbers 1 to 12, the computer waits patiently for you to reconsider.

A second message now appears on the background color you chose. You are to select five brush colors. This message disappears, and you are asked to choose five from among twelve brush colors. The brushes in this case represent the colors of the shapes you will eventually use to create your design. Simply enter your five choices and remember to press ENTER after each selection.

After the color choices, the screen will blank and 16 geometric shapes will appear, eight across the top of the screen, and eight across the bottom. They consist of a circle, a square, assorted lines, triangles, and semicircles. Every few seconds the color of all 16 shapes changes, running through a cycle of five color changes, and then repeating.

Near the center of the screen is a small hollow box, which is the cursor. By using either of the joysticks, you move the cursor to capture and transport the colored shapes. After deciding which shape you want to capture, move the cursor to a position immediately adjacent to the shape. Once the shape turns the desired color, position the cursor on the shape.

The cursor will then disappear, and a duplicate of the colored shape you chose will appear immediately above or below the original, depending upon whether you selected from the top or bottom row. This duplicate may now be moved with the joysticks to any desired location. It will maintain its shape and color no matter what else happens on the screen. The original from which it was copied will remain in its display row and continue to undergo color transformations.

The duplicate shape, which now represents the cursor, can be placed at any position on the screen. Move it to the location you want and simply press the fire button. You will hear a low tone indicating that the button has done its job. If you have picked up the right joystick, the shape will "lock" at that screen location. Even if you move the cursor, the shape will remain fixed as



Twelve page and twelve brush colors are available in "Cadette" from the TI-99.

long as the program runs. If you have picked up the wrong joystick, the shape will be erased.

Assuming you have the "lock" joystick, you now have two options. You can move the cursor shape to a new position and print it again, or you can select another shape of the same color or the same shape of another color. If you choose a new shape, repeat the initial capture procedure. Remember, however, that the cursor no longer appears as a hollow box, but in the shape of your previous selection. But once it is placed on a new colored shape, it will automatically assume the new shape and color.

The "lock" joystick locks your selection at the location you want. The other joystick also controls the cursor, but is used to erase. To erase a "locked" shape, simply move the cursor on top of that shape and press the fire button. A higher tone will sound, the shape will disappear, and you can make another selection. To avoid confusion, you might label one joystick "lock" or "print" and the other "erase."

Extensions And Modifications

If you want to alter the shapes, you can change lines 540, 560, 580, and 600, which are DATA statements that contain the hexadecimal representations of the shapes. Each shape is defined by a string of 16 hexadecimal numbers.

Some children may find that the cursor moves too quickly, rushing past the space in which they wanted to print a shape. You can change the cursor's speed in line 920 by adjusting the limit (4) in the FOR/NEXT loop.

One interesting modification to the program would make it more versatile without requiring a great deal of extra programming. For example, a larger menu of shapes could be shown initially, and 16 could then be chosen from it. This would not be a terribly complicated program adjustment as long as you remember that the shapes must be read into S$. It is better to present the shape menu before the color menus; once you start fooling with color statements, all kinds of unexpected complications develop. In considering such modifications, just remember that often there is a trade-off between versatility and user-convenience. The program could become less fun to use if a child has to make too many decisions.

Cadette

```
100 CALL CLEAR
110 CALL SCREEN(15)
120 DISPLAY AT(5,6):"SELECT PAGE CO
    LOR, 1 TO 12."
130 FOR I=1 TO 800 :: NEXT I :: CAL
    L CLEAR
140 DIM Z(5):: DIM S$(16)
150 A$="3C7EFFFFFFFF7E3C" :: X=4
160 FOR I=62 TO 142 STEP 8 :: CALL
    CHAR(I,A$):: CALL COLOR(X,X-1,1
    ):: X=X+1 :: NEXT I
170 CALL CHAR(40,A$):: CALL COLOR(2
    ,16,1):: CALL COLOR(9,14,1):: C
    ALL VCHAR(12,5,40):: X=3
180 FOR I=62 TO 142 STEP 8 :: CALL
    VCHAR(12,X*2+1,I):: X=X+1 :: NE
    XT I
190 CALL CHARPAT(56,Z$):: CALL CHAR
    PAT(57,W$):: CALL CHAR(33,Z$)::
     CALL CHAR(34,W$)
200 FOR I=1 TO 12
210 IF I=8 THEN CALL VCHAR(10,19,33
    ):: GOTO 240
220 IF I=9 THEN CALL VCHAR(10,21,34
    ):: GO TO 240
230 DISPLAY AT(10,I*2):USING "##":I
240 NEXT I
250 ACCEPT AT(24,1)VALIDATE(DIGIT)B
    EEP:Y
260 IF Y<1 OR Y>12 THEN 250
270 IF Y=7 THEN Y=13
280 IF Y=1 THEN Y=15
290 CALL SCREEN(Y+1):: CALL CLEAR
300 FOR I=1 TO 14 :: CALL COLOR(I,2
    ,1):: NEXT I :: DISPLAY AT(6,4)
    :"SELECT 5 BRUSH COLORS,(6 SPACE
    S)1 TO 12."
310 FOR I=1 TO 800 :: NEXT I :: CAL
    L CLEAR
320 FOR I=4 TO 14 :: CALL COLOR(I,I
    -1,1):: NEXT I :: CALL COLOR(2,
    16,1):: CALL COLOR(9,14,1)
330 A$="FF7E3C18183C7EFF"
340 FOR I=62 TO 142 STEP 8 :: CALL
    CHAR(I,A$):: NEXT I :: CALL CHA
    R(40,A$)
350 IF Y=15 THEN Y=0
360 IF Y=13 THEN Y=7
370 CALL COLOR(Y+2,2,1):: X=6 :: CA
    LL VCHAR(12,4,40)
380 FOR I=62 TO 142 STEP 8 :: CALL
    VCHAR(12,X,I):: X=X+2 :: NEXT I
390 FOR I=1 TO 12
400 IF I=8 THEN CALL VCHAR(10,18,33
    ):: GOTO 430
410 IF I=9 THEN CALL VCHAR(10,20,34
    ):: GOTO 430
420 DISPLAY AT(10,I*2-1):USING "##"
    :I
```

```
430 NEXT I
440 FOR I=1 TO 5
450 ACCEPT AT(24,1)VALIDATE(DIGIT)B
    EEP:Z(I)
460 IF Z(I)<1 OR Z(I)>12 THEN 450
470 IF Z(I)=1 THEN CALL VCHAR(18,I*
    2+2,40)ELSE 490
480 GO TO 500
490 CALL VCHAR(18,I*2+2,46+8*Z(I))
500 NEXT I
510 FOR I=1 TO 500 :: AA=8*8 :: NEX
    T I
520 CALL CLEAR
530 FOR I=1 TO 16 :: READ S$(I):: N
    EXT I
540 DATA 187E7EFFFF7E7E18,0107070F0
    F070701,80E0E0F0F0E0E080,FF7E7E
    1800000000
560 DATA 0000000187E7EFF,FFFFFFFFF
    FFFFFFF,FFFEFCF8F0E0C080,000103
    070F1F3F7F
580 DATA 80C0E0F0F8FCFEFF,7F3F1F0F0
    7030100,8080808080808080,010101
    0101010101
600 DATA FF0000000000000,000000000
    00000FF,8040201008040201,010204
    0810204080
610 X=40
620 FOR I=1 TO 5
630 P=Z(I)+1
640 IF Z(I)=1 AND Y=0 THEN CALL COL
    OR(I*2,2,1):: CALL COLOR(I*2+1,
    2,1):: GO TO 690
650 IF Z(I)>1 AND Z(I)=Y THEN CALL
    COLOR(I*2,2,1):: CALL COLOR(I*2
    +1,2,1):: GO TO 690
660 IF Z(I)=1 AND Y>0 THEN P=16
670 IF Z(I)=7 AND Z(I)<>Y THEN P=14
680 CALL COLOR(I*2,P,1):: CALL COLO
    R(I*2+1,P,1)
690 FOR J=1 TO 16 :: CALL CHAR(X,S$
    (J)):: X=X+1 :: NEXT J
700 NEXT I
710 G2=32 :: H1=12 :: F1=16
720 CALL CHAR(37,"FF818181818181FF"
    ):: CALL VCHAR(H1,F1,37):: J=39
730 QW=1 :: UU=1
740 FOR I=1 TO 8 :: CALL VCHAR(24,I
    *2+4,J+I):: NEXT I
750 FOR I=9 TO 16 :: CALL VCHAR(1,I
    *2-12,J+I):: NEXT I
760 X=1
770 CALL JOYST(UU,F2,H2)
780 CALL KEY(UU,RV,SV)
790 IF (H1=1 AND H2=4)OR(H1=24 AND
    H2=-4)OR(F1=2 AND F2=-4)OR(F1=3
    0 AND F2=4)THEN F2=0 :: H2=0 ::
    GO TO 900
800 IF F2=0 AND H2=0 AND SV=0 THEN
    900
810 H3=H1-H2/4 :: F3=F1+F2/4
820 CALL GCHAR(H3,F3,G3):: CALL GCH
    AR(H1,F1,G1)
830 IF RV+QW=19 AND(H1=24 OR H1=1)T
    HEN 890
840 IF H3=24 AND G3<>32 THEN H3=23
    :: CALL VCHAR(H1,F1,32):: CALL
    VCHAR(H3,F3,G3):: G2=32 :: GO
    TO 870
850 IF H3=1 AND(G3<>32)THEN H3=2 ::
     CALL VCHAR(H1,F1,32):: CALL VC
    HAR(H3,F3,G3):: G2=32 :: GO TO
    870
860 IF (H3<>24 AND H3<>1)OR(H3=24 A
    ND G3=32)OR(H3=1 AND G3=32)THEN
     CALL VCHAR(H3,F3,G1):: CALL VC
     HAR(H1,F1,G2):: G2=G3
870 IF RV+QW=19 THEN CALL VCHAR(H3,
    F3,G1):: G2=G3 :: CALL SOUND(10
    0,110,2):: GO TO 890
880 IF RV+QW=17 THEN CALL VCHAR(H3,
    F3,37):: G2=32 :: CALL SOUND(10
    0,220,2)
890 H1=H3 :: F1=F3
900 QW=-QW
910 IF QW=1 THEN UU=1 ELSE UU=2
920 FOR AA=1 TO 4 :: NEXT AA
930 X=X+1 :: IF X=10 THEN 940 ELSE
    770
940 J=J+16
950 IF J>103 THEN J=39
960 GO TO 740
```


COMPUTE! is looking for good articles, tutorials, and games for the Timex/Sinclair, Commodore 64, and Color Computer.

FOR T.I. ONLY!

Not another computer game but an actual speed handicapping aid for thoroughbred racing, handling up to sixteen horses per race from 4½ furlongs to 2 miles.



IT'S FAST!

Just six bits of information from *The Daily Racing Form*© and your TI-99/4 (4A) returns speed of each horse in ft./sec. at each quarter, plus predicted finish time! Manages horse numbers, OTB letters and scratches; adjusts routers and sprinters.

User friendly and error proof.

Package contains cassette and step-by-step instruction booklet. Data displays on screen and/or TI thermal printer (recommended) or compatable RS232.

ONLY $34.95!

NY residents add $2.88. Canadian residents: $42.95

Send check or money order to:

TRACKSMITH

P.O. Box 738, Cooper Station, NY 10276

ATARI FONTBYTER

Orson Scott Card

It's hard to tell, when you're using "Fontbyter," whether this is a utility or a game. You can easily create graphics displays many times the size of the screen and save them to disk, using the ROM character set – or character sets you have designed yourself. And because Fontbyter allows you to use two "hidden" character modes, ANTIC modes 4 and 5, you get all the high-resolution color of Graphics 7 with the convenience and memory usage of Graphics 0.

Once you have a character set designed and a picture drawn on the screen using "Fontbyter," changing an 8-by-8-pixel character block takes only one POKE. This allows easy, almost instant animation; your programs can be shorter than they would be if you tried to get the same effect with Graphics 7; and you have more memory available to you because the screen displays take up less room.

The problem is creating the actual display. In ANTIC 4, you have 24 lines of 40 characters; in ANTIC 5, 12 lines of 40 characters. Laying out the screen display and writing the DATA statements can be a long, tedious, painful process. You have to remember what each character looks like and make sure that the characters are in the right order in the DATA statements you create. And when you want to change a display, you have to go back and find the right DATA statement and alter it.

Fontbyter lets you create and edit in ANTIC 4 or 5 right on the screen. You don't have to write down the number of the character and POKE it into memory; you only have to press a key or combination of keys, and your character will be displayed exactly where you want it on the screen. Simple commands allow you to fill large areas with a single character, insert or delete lines, scroll around the screen to view large areas quickly, or change the colors on the screen. And Fontbyter will scroll horizontally and vertically, so you can use the screen as a window onto a very large display – up to 4K.

Best of all, you can save your screen to disk at any point and return to continue editing it. Using a simple subroutine, you can then load your screen into memory in your own program. The first eight bytes of every file Fontbyter creates contain the mode number, the display width, the display height, and the five colors of the screen display.

Starting Fontbyter

Character set. When you RUN Fontbyter, the program accesses your disk and shows you a directory of all the files with the filetype ".SET". Fontbyter assumes that these are all character sets. The program then asks you to choose which one you want to use. Or, if you wish to use the built-in ROM character set, enter the character "@" as the filename.

There is only one custom character set included with Fontbyter, but by using a character editor you can create as many different sets as you want.

If the character set you ask for is not on the disk in drive 1, the program will prompt you to either insert the correct disk or ask for a different set. Also, whenever Fontbyter asks you for a filename, you don't need to enter more than the eight-character name – Fontbyter always supplies the device name "D1:" and the extender ".SET" or ".SCR". If you use an illegal name, Fontbyter will ask you to try again.

Screen files. When you have chosen your character set, Fontbyter displays a directory of all the files with the filetype ".SCR". Fontbyter assumes that these files contain screen displays created and saved by Fontbyter. If no directory is displayed, it means that there are no files with the filetype ".SCR" on the disk.

At the end of the directory, you will be told the number of sectors left on the disk. Be sure that the disk you use for saving screens has enough room for the screen you intend to save. A maximum-size display is almost 4K, which will create a file of 33 sectors. Disks can fill up pretty fast at that rate.

Save file. The program asks you what name your saved screen file should have. When you are through editing and want to save your finished screen, this is the filename that Fontbyter will use to create the save file. You can use a filename that you used before, but saving the new file will erase

the old one.

Load file. The program asks you if you want to edit a screen that was previously saved. If you do, you will be asked the name of the file you want to load from.

Notice that this system allows you to load from a file and then save your edited version back to the same file, erasing the old version; or you can choose to save the file under a different filename, so that both versions will exist. There is an added safeguard, too. When you save the screen display, it is first saved under the name "D1.TEMPFILE.SCR". Then Fontbyter asks you if you want to save it under the name you chose at the beginning of the program. If you change your mind about the save filename then, you can exit Fontbyter and use DOS to change "D:TEMPFILE.SCR" to whatever name you want.

Load file parameters. If your load file is found, Fontbyter immediately opens it and reads the first three bytes. Then it reminds you of the ANTIC mode, width (in characters), and height (in lines) of the file as it was saved. If you don't want to change those parameters, you can proceed directly to the final check; if you do want to change them, Fontbyter will ask you to choose the mode, width, and height of the file as if you were creating a new screen.

ANTIC mode. Fontbyter asks you to choose which ANTIC mode you want. The only choices are 2 (Graphics 0), 4, or 5. Mode 4 has shorter, squarer characters, and fits 24 lines on a screen. Mode 5 has tall, thin characters and fits only 12 lines on a screen. This means that a display file a hundred lines from top to bottom will give you more than eight distinct screen displays in ANTIC 5, but only just over four distinct displays in ANTIC 4. ANTIC 2 (Graphics 0) is included, even though it is not a four-color mode, so that you can use Fontbyter to create displays using the built-in ROM character set.

If you own an XL model (600XL, 800XL, 1200XL, 1400XL, or 1450XLD), ANTIC 4 and 5 correspond to Graphics 12 and 13.

Display width. The minimum width of a line is 40 characters. If you enter a number less than 40, Fontbyter will change it to 40. The maximum width depends on the mode. The limiting factor here is that all screen displays must fit within 4K. Because of this, the wider a screen display you choose, the fewer vertical lines you can have. You cannot have a line so wide that it would not allow the minimum number of lines. Since you will not be allowed any fewer than 24 screen lines in ANTIC 2 or 4, you naturally can't have as wide a screen as in mode 5, which has a minimum of 12 lines per screen.

Display height. The minimum height, in number of lines, is 12 lines for ANTIC 5 and 24 lines for ANTIC 2 and 4. The maximum height depends on the line width you chose. If you ask for more lines than the allowable maximum, Fontbyter will change the figure to the maximum.

Final check. Fontbyter clears the screen and then displays what your choices were: the character set, the file in which to save your screen, the file (if any) to load from, the mode, the width (in characters), and the height (in lines). If you want to make any changes, press OPTION. If you are satisfied with your choices, press START.

Fontbyter will display a wait message for a few moments, and then the screen will go completely blank. This is so that the setup operations will run faster. When Fontbyter is ready to go on – and it won't be long – either the load screen you asked for will appear or a cursor will appear in the upper-left-hand corner of a blank screen. The cursor is whatever the ESCAPE character looks like in the character set you chose.

Also, part of the character set will be displayed on the bottom four lines of the screen. The characters are arranged in the same order as the computer keyboard, so that you can easily figure out which key to press in order to display a particular character.

Editing Features

To use the keyboard. The character set is divided into three groups: regular, shifted, and control. You can change from one to another using the CAPS/LOWR key. To get the regular character group, press CAPS/LOWR. To get the shifted character group, press SHIFT and CAPS/LOWR at the same time. To get the control character group, press CONTROL and CAPS/LOWR at the same time. As soon as you make the change, the character keyboard display at the bottom of the screen will change to show you the characters now available.

Instead of the usual computer keyboard system of locking only the alphabetic keys into shifted and control functions, Fontbyter shifts the entire keyboard. After you press SHIFT and CAPS/LOWR, you can press any key on the keyboard and get the shifted character – without pressing SHIFT again. The same applies to CONTROL with CAPS/LOWR.

Some keys, of course, don't have a shifted or control value (ESC, DEL, and RETURN, for instance), and others usually display only the inverse of another character (SHIFT-TAB, for instance). Since these don't display a separate character, pressing them only produces the same character that you would get if you pressed the space bar – a blank. In addition, if your character set redefines the space bar character, that character will fill your display when it first comes up, and will appear on the screen whenever you enter a

EXPLORE A NEW DIMENSION IN SOFTWARE



Action!

INTRODUCING ACTION! — Now the fastest 8-bit language

Another first from OSS! ACTION! is a brand new language designed to run on 6502-based computers, including Atari, Apple II, and Commodore 64. A powerful, structured language, ACTION! can draw out a new, higher dimension of performance from these machines, with speeds never seen before. ACTION! combines some of the best features of such languages as Pascal, C, and Algol, and offers speeds over 100 times faster than BASIC interpreters.

ACTION! is ideal for games, music processing, real-time control, and many other applications. But if what you're really looking for is raw speed in compiled code, ACTION! is just for you. There's more . . . ACTION! comes with a 128-column screen editor which rivals word processing programs, as well as a monitor mode which allows you to choose between on-line activities. ACTION!'s unique one-pass compiler will accept code from memory, disk, or cassette, and ACTION! has the ability to include source library files.

ACTION! is provided in cartridge form only. Introductory price for ATARI Version $99.00

Call or write for availability of Apple II and Commodore 64 Versions.

A Strong Software Family

Other major systems software products from OSS include:

BASIC A+	the only logical upgrade to Atari BASIC with extra features for games and business programs....$80.00
C/65	the first native mode "small c" compiler for Atari and Apple computers....$80.00
MAC/65	the finest and fastest complete 6502 macro assembler/editor package you can buy....$80.00
BUG/65	a powerful, self-relocatable debugger. FREE with MAC/65....$34.95

And More...

OS/A+, the first and finest operating system for BOTH Atari and Apple II computers, is **NOW** included **FREE** as a part of every OSS systems software package. OS/A+ features a keyboard-driven, easy-to-use command processor, several simple resident commands, and logical and readable requests for even the most sophisticated utility commands. Versions of OS/A+ for some higher capacity drives are available at extra cost.

NOTE: Unless otherwise noted, all **OSS** products require 48K and at least one disk drive.

ASK YOUR DEALER, or call or write for our brochure.

ATARI, APPLE II, and TINY C are trademarks of Atari, Inc., Apple Computer, Inc., and Tiny C Associates, respectively. MAC/65, C/65, BASIC A+, BUG/65, and OS/A+ are trademarks of Optimized Systems Software, Inc.

OSS **Optimized Systems Software, Inc.** 10379 Lansdale Avenue • Cupertino • California • 95014 • (408) 446-3099

nonprinting character.

The keys do not produce their normal clicking sound, except for the command keys, which are described next.

Command keys. No matter which character group you are using, there are some key combinations that Fontbyter interprets as commands. Pressing INSERT and SHIFT together will insert a blank line on the screen. Pressing DELETE and SHIFT together will delete a line. Pressing CONTROL and an ARROW key together will cause the cursor to move.

Remember, to print the *character* represented by the CONTROL-ARROW combination, press only the ARROW key while the control group is locked in. To move the cursor, press CONTROL and ARROW at the same time, regardless of which group is locked in.

Inverse video (Atari logo) key. This key is a *toggle*. Pressing it switches between inverse and regular video. In ANTIC 2 (Graphics 0), this will cause all the characters you enter to be reversed, as the computer normally does. In ANTIC 4 and 5, however, this will cause Color 3 to take its value from color register 4 (memory location 711 instead of 710). It will affect, therefore, only one of the colors, and if a character does not contain any dots of Color 3, inverse mode won't have any effect at all.

CONTROL-ESC. This key combination is a toggle. It will switch between Still and Auto-Advance modes. In Still Mode, pressing noncommand keys will display a new character in the same place on the screen. In Auto-Advance Mode, pressing noncommand keys will display a new character and then advance the cursor to the next position to the right, unless doing so would take the cursor beyond the edge of the display.

To move the cursor. Either move the joystick in the direction you want to move, or press the appropriate CONTROL-ARROW key combination. Only the joystick allows diagonal movement.

When the cursor reaches the edge of the screen, the display will begin to scroll until it reaches the limits of display height and width you specified during start-up. If you are at the edge of the display, the cursor simply won't move any farther that direction.

Fast-fill function. Sometimes you will have large areas or lines to fill with the same character. Instead of entering the character by typing it in each space where it is to appear, you can use the joystick and fire button. First maneuver the cursor until it is on top of the character you want to copy, or move it to the place where you want to begin the fast-fill operation and enter the character from the keyboard. Then press down the joystick button and hold it down while you use the joystick to move the cursor. From then on, until you let up on the button, wherever you move the cursor using the joystick, a trail made up of that character will be left behind.

You can also use this function to erase areas of the screen fairly quickly. Just move the cursor to a blank, press down the button, and the cursor will leave blanks behind it wherever you make it go.

Clear screen function. To erase the entire display, press CONTROL-SHIFT-CLEAR.

Delete line function. To delete an entire line of your screen, move your cursor to the line you want to delete and press SHIFT-DELETE. The line will vanish, and the entire display below that line will move upward one line on the screen. Whether the very bottom of your display is visible on the screen or not, a line of blanks will be inserted as the last line in your display.

Insert line function. To insert a blank line in your display, move the cursor to the position where you want the new line. Then press SHIFT-INSERT. The line that the cursor was on will move down, as will all the other lines below it in the display, and the cursor will now be on a blank line. At the bottom of the display, whether it is visible on the screen or not, the last line of your display will be deleted completely.

With both the delete and insert line functions, the line that disappears is irrecoverably lost. To get it back, you will have to enter all the characters just as you did before. So take care when using these two functions.

By using the delete and insert functions in succession, you can quickly blank large areas of the screen, a line at a time. Simply move to the top of the area you want to blank out, and press SHIFT-DELETE as often as it takes to erase all the lines you wanted to get rid of. Then press SHIFT-INSERT until the desired number of blank lines appears.

You can also use these functions to move the entire picture up or down in the display. For instance, suppose you loaded a display that had been created and saved with only 24 lines, and you want to add another 24-line picture above it. At the beginning of the editing session, simply specify 48 lines as the height of the display. Fontbyter will put the 24 new blank lines at the end of the display. To move the old picture down into that blank area, start at the top of the screen and press SHIFT-INSERT 24 times.

Three joystick modes. We've already gone over the use of the joystick in Cursor Mode. The joystick can also be toggled into two other modes. If you press the START button while in Cursor Mode, the joystick will change to Scroll Mode. If you press the START button in Scroll Mode, the joystick will shift to Color Mode. And pressing the START button in Color Mode will shift you back to Cursor Mode again.

ComputAbility™

The Discount Software Company That Pays You A Dividend! !

ATARI

ATARI 800 48K .....CALL	
ATARI 800XL 64K	CALL
ATARI 810 DISK DRIVE	CALL
ATARI 1050 DISK DRIVE	CALL
ATARI 850 INTERFACE	CALL
ATARI 1010 RECORDER	77.00
HOME MANAGER KIT	64.95
ATARI 1027 PRINTER	289.00

Call for **PERCOM** Disk Drive Prices.

MOSAIC	
64K Ram/400	149.00
64K Ram + Cable Kit /400/800	169.00
48K Ram Kit	94.00
16/32 Expander	64.95
32K Ram	77.95
Mosaic Adaptor	49.95
B-KEY 400	39.95
AMDEK COLOR I 289.00	

Suncom Joysensor...34.95
30 day money back guarantee

PRINTERS
PROWRITER 8510 AP . . . CALL
Seikosha
W/Parallel Port.....289.00

SUPER SPECIALS

FROGGER	ZAXXON	REPTON	PREPPIE II	CHOPLIFTER
$22.95 DISK/TAPE	$26.95 DISK/TAPE	$26.95 DISK	$22.95 DISK/TAPE	$21.49 DISK

PRICES EFFECTIVE NOW THROUGH SEPTEMBER 30, 1983

FREE* SOFTWARE AND ACCESSORIES

ATARI

Conversational Languages - T	43.95
Programming 2 & 3 - T	21.95
Music Composer - C	32.95
My First Alphabet - D	26.95
Touch Typing - T	19.95
Home Filing Manager - D	37.95
Mailing List - T	19.95
Asteroids - C	26.95
Caverns Of Mars - D	28.95
Computer Chess - C	26.95
Missile Command - C	26.95
Super Breakout - C	26.95
Star Raiders - C	32.95
Assembly Editor - C	44.95
Basic - C	39.95
Macroassembler - D	65.95
Microsoft Basic - D	65.95
Pilot (Home Package) - C	58.95
Invitation To Programming I - T	18.95
Speed Reading - T	55.95
Basketball - C	26.95
Graph-It - T	15.95
Juggles House - D/T	22.95
Pilot (Educator) - C	97.95
Video Easel - C	26.95
Defender - C	32.95
Galaxian - C	32.95
Qix - C	32.95
Dig Dug - C	32.95
ET - C	37.95
Timewise - D	23.95
Atariwriter - C	74.95
Donkey Kong - C	37.95
Ms. Pac-Man - C	39.95
Tennis - C	35.95
Eastern Front - C	32.95
Donkey Kong Jr. - C	39.95
Pengo - C	35.95
Logo - C	79.95
Robitron - C	35.95
Pole Position - C	39.95
Microsoft Basic II - C	65.95
Paint - D	33.95
Caverns of Mars - C	32.95

FIRST STAR

Astro Chase - D/T	23.95
Bristles - D/T	23.95
Flip Flop - D/T	23.95
Rent Wars - D/T	23.95

BIG FIVE

Miner 2049'er - Cart	39.95
Scraper Caper - C	39.95

COMPUTABILITY DIVIDEND COUPON PREMIUMS

3 M Blank Disk - Box of 10	27.00 or 10 Coupons
Elephant Disks - Box of 10	22.00 or 8 Coupons
Flip 'n File Disk Holder	20.95 or 6 Coupons
Flip 'n File Cartridge Holder	20.95 or 6 Coupons
Monitor Stand	27.95 or 10 Coupons
VU - Case Disk Holder W/Lock	24.00 or 10 Coupons
Heavy Plastic Dust Cover 800 or 810	9.95 or 3 Coupons
First Book of Atari Software 1983	17.95 or 6 Coupons
Kids & The Atari	17.95 or 6 Coupons
The Atari Assembler	12.95 or 5 Coupons
Atari Games & Recreation	14.95 or 6 Coupons
Atari Pilot for Beginners	14.95 or 6 Coupons
The Visicalc Book Atari	14.95 or 6 Coupons
Atari Basic	12.95 or 5 Coupons
Atari Sound & Graphics	9.95 or 3 Coupons
Starfighter	12.99 or 5 Coupons
Slik Stik	9.95 or 3 Coupons
Extension Cable - 6 ft.	6.95 or 3 Coupons
Lefty Adaptor	9.95 or 3 Coupons
Stik Stand	6.99 or 3 Coupons
Suncom Tac II	19.95 or 8 Coupons
Suncom Game Switch	6.95 or 3 Coupons
TI Adaptor	12.95 or 5 Coupons
Kraft Switch Hitter Joystick	17.95 or 7 Coupons
Kraft Joystick	15.95 or 6 Coupons
Maxell 2 Pack Disks	8.95 or 3 Coupons
Inside Atari Basic	12.95 or 5 Coupons
Compute's First Book of Atari	12.95 or 5 Coupons
Compute's Second Book of Atari	12.95 or 5 Coupons
De Re Atari	17.95 or 6 Coupons
Wico Joystick	24.00 or 10 Coupons
$24.00 Worth of Software	10 Coupons

*COUPON PROGRAM

The purchase of each program (with the exception of Super Specials, Atari and APX) will earn you 1 COMPUTABILITY DIVIDEND COUPON. Save 10 coupons and redeem them for your choice of any program we sell for $24.00 or less. Less than 10 coupons may be redeemed for premium items as indicated. You pay only a $2.50 shipping & handling charge.

DATASOFT

Pooyan - D/T	23.95
Moon Shuttle - D/T	23.95
Sands of Egypt - D	23.95
Text Wizard - D	37.95
Spell Wizard - D	37.95
Basic Compiler - D	59.95
Teletalk - D	37.95
Canyon Climber - D/T	20.95

SIRIUS

Bandits - D	27.95
Way Out - D	31.95
Repton - D	31.95
Twerps - D	27.95
Blade of Blackpoole - D	31.95
Type Attack - D	31.95
Beer Run - D	27.95
Critical Mass - D	31.95

ADVENTURE INTERNATIONAL

Preppie - D/T	23.95
S.A.G.A. Adventures - D	31.95
Sea Dragon - D/T	27.95
Stratos - D/T	27.95
Bugoff - D/T	23.95
Preppie II - D/C	27.95
Stone of Sisyphus - D	31.95
Eliminator - D/T	20.95
Rally Speedway - Cart	37.95
Ultra Disassembler - D	39.95
Diskey - D	39.95
Triad - D/T	27.95

SYNAPSE

Dimension X - D/T	27.95
Shadow World - D/T	27.95
Rainbow Walker - D/T	27.95
Drelbs - D/T	27.95
Shamus II - D/T	27.95
Blue Max - D/T	27.95
Fort Apocalypse - D/T	27.95
Necromancer - D/T	27.95
Pharoah's Curse - D/T	27.95
Survivor - D/T	27.95

PARKER BROS.

Q-Bert	Please call for Prices
Frogger	
Astro Chase	
Popeye	
Tutankhamen	
Risk	
Chess	

MISCELLANEOUS

Night Mission - D/T	23.95
Jumpman - D/T	31.95
Juice - D/T	23.95
Castle-Wolfenstein - D	23.95
Financial Wizard - D	44.95
PM Animator - D	27.95
Teletari - D	31.95
Starbowl Football - D/T	25.50
Ali Baba - D	26.50
Ultima II - D	44.95
Crisis Mountain - D	27.95
Star League Baseball - D/T	25.50
Home Accountant - D	54.95
Mountain King - Cart	31.95

D - Disk T- Cassette C - Cartridge

ATARI is a trademark of ATARI, Inc.

We Carry Hundreds of Items for ATARI 400/800, Ask for Our FREE CATALOG.

Mastercard/VISA Order Toll Free MasterCard **800-558-0003** VISA **In Wisc. Call 414/351-2007**

No surcharge for credit cards

COMPUTABILITY
P.O. Box 17882
Milwaukee, WI 53217

ORDERING INFORMATION: To order by mail, send money order, certified check, or personal check (allow 14 days to clear) to COMPUTABILITY. Include $2.00 shipping on all software orders. Include 3% shipping on all hardware orders, minimum $2.50. Mastercard and Visa please include card number and expiration date. WI residents please add 5% sales tax. Canadian, APO & FPO software orders include 5% shipping minimum $5.00. All other foreign software, please add 15% shipping, minimum $7.00 (US Funds only). Prices subject to change without notice.

ORDER HOURS
Mon-Fri 12-9 PM (CST)
Sat 12-5 PM (CST)

1. Scroll Mode. This mode enables you to scroll the TV screen window around the entire display by moving the joystick in the appropriate direction. When you move, the cursor character will disappear. When you return to Cursor Mode, the cursor will come back to the middle of the screen.

2. Color Mode. In this mode, the joystick controls the color registers as follows:

- Forward and back: Color register 1 (Memory location 708)
- Left and right: Color register 2 (709)
- Forward and back with joystick button depressed: Color register 3 (710)
- Left and right with joystick button depressed: Background color register (712)
- Forward and back with SELECT depressed: Inverse color register (711)

Summary Of Command Keys

START. Cycle from Cursor Mode to Scroll Mode to Color Mode and back to Cursor Mode.

SELECT. Save the current display without interrupting the edit. In Color Mode, moving the joystick forward and back with SELECT pressed will change the inverse color.

OPTION. Save the current display and stop the editing session.

CONTROL-ARROW. Move the cursor.

SHIFT-INSERT. Insert a blank line where the cursor is, and delete the bottom line of the display.

SHIFT-DELETE. Delete the cursor line, and add a blank line at the bottom of the display.

Atari logo key. Toggle back and forth between inverse and regular characters.

SHIFT-CAPS/LOWR. Select the shifted character group.

CONTROL-CAPS/LOWR. Select the control character group.

CONTROL-ESC. Toggle between Still and Auto-Advance modes.

CONTROL-SHIFT-CLEAR. Erase the entire display.

As you press the joystick forward or to the right in Color Mode, that particular color will get brighter and brighter until it reaches maximum brightness; then it will jump to the next color at its darkest value and get brighter and brighter with that color. Pushing leftward or backward cycles through the colors from bright to dark. There are 16 colors, each with eight levels of brightness. You can cycle through the colors endlessly in either direction.

When you start editing with a new display, the colors are the system default colors. When you load a previously saved display, however, you start with the colors saved with that display. You can change the colors however you like, and whatever the colors are when you save your display, those values will be saved with it.

Ending And Saving

There are two ways to save a screen.

1. You can press the SELECT button when the joystick is in Cursor Mode, and the display will be saved as "D1:TEMPFILE.SCR". The screen is not changed, and you can resume editing as soon as the joystick or keyboard respond again.

2. You can press the OPTION button. Fontbyter will save the entire display in a file named "D1:TEMPFILE.SCR". The screen then clears, and Fontbyter asks if you want to save the display in the save file you asked for at the beginning of the edit. If you answer yes, "TEMPFILE" is renamed with the save filename you chose at the beginning. If a file with the same name already exists on the disk, it will be erased at this time.

If you are merely saving a half-done file to make sure some catastrophe doesn't lose it for you, then "TEMPFILE.SCR" should be security enough – if the system crashes, you'll know that the screen as you last saved it is in that file.

You will then be asked if you want to return to edit the same screen. If you say yes, your saved screen will quickly be reloaded into memory, and the program will reinitialize. If you say no, you will be asked whether you want to quit or start Fontbyter over again. If you choose the quit option and change your mind, don't worry. Just give the direct command RUN, and Fontbyter will begin again with the setup prompts.

Using Fontbyter Screens In Your Programs

Just because Fontbyter scrolls doesn't mean you have to make one continuous scrolling display. You can create many different screen displays in one file, "stacking" them vertically, and then use page flipping in your own program to move instantly from one to another. The advantage of using Fontbyter is that while you are creating them, you can scroll from one to the other to compare them and make sure that any animation effects you are trying for are working properly.

The diagrams will show you the variety of display configurations you can choose.

Here are subroutines you can include in your own programs to use the displays you have created with Fontbyter.

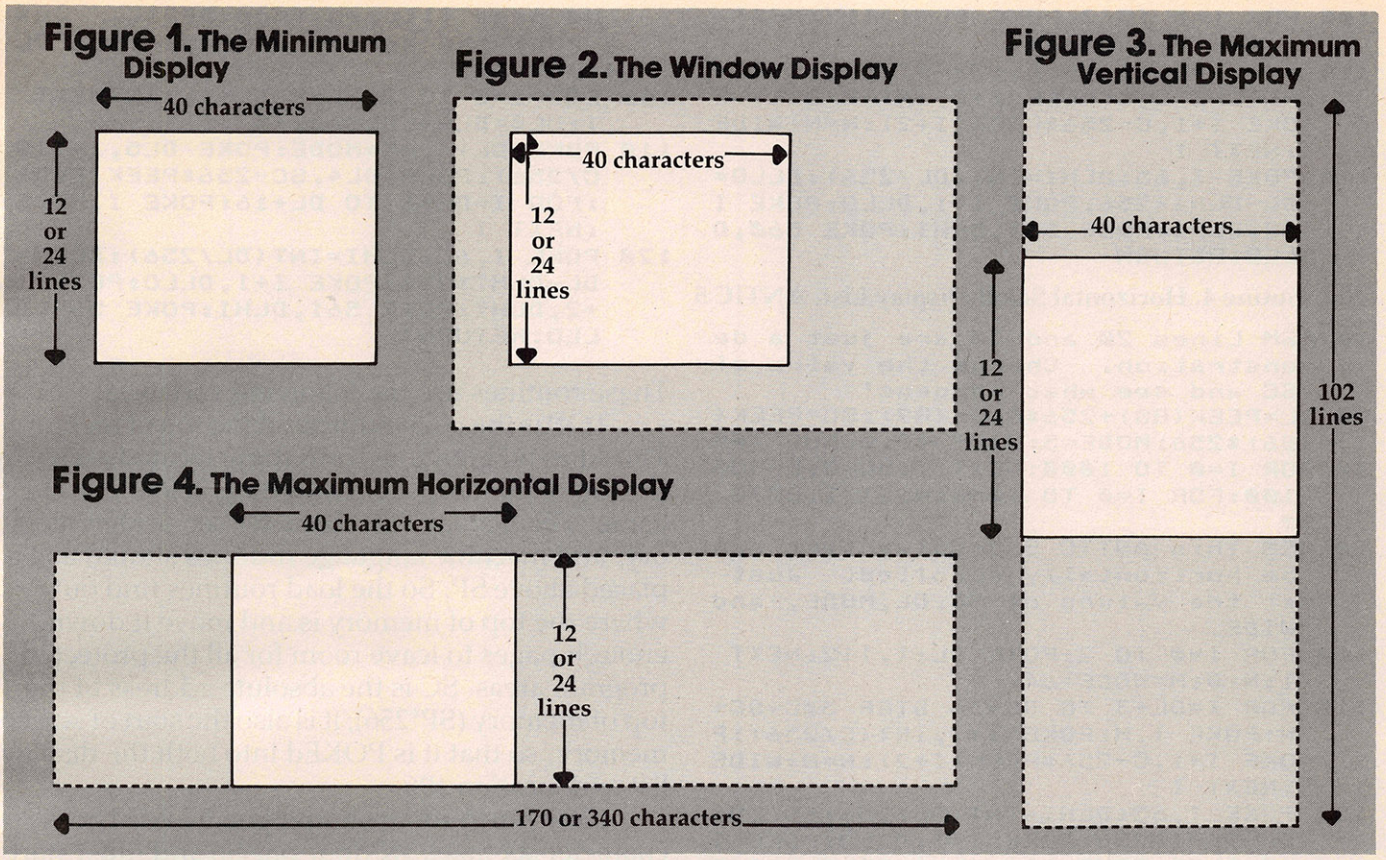

Loading files. To use Fontbyter displays, your program will need to load a character set and the display file. Subroutine 1 loads slowly, entirely from BASIC. Subroutine 2 loads quickly, using a machine language routine that accesses an operating system fast-load program.

Subroutine 1. Slow Load

```
10 REM Slow load (character set)
100 OPEN #1,4,0,"D1:CHARACT.SET":FOR
     I=0 TO 1023:GET #1,N:POKE CH,N:
    NEXT I:CLOSE #1:RETURN
190 REM Slow load (display file)
200 OPEN #1,4,0,"D1:DRAWING.SCR":GET
     #1,MD:GET #1,WD:GET #1,LN:IF MD
    >5 THEN MD=MD-10:WD=WD+256
205 FOR I=708 TO 712:GET #1,N:POKE I
    ,N:NEXT I:FOR I=0 TO WD*LN-1:GET
     #1,N:POKE SC+I,N:NEXT I:CLOSE #
    1:RETURN
```

Subroutine 2. Fast Load

```
10 REM Set up variables
20 X=16:ICCOM=834:ICBADR=836:ICBLEN=
   840:REM See text for meaning of v
   ariables SP and CHBAS
90 REM Fast load (display file)
100 OPEN #1,4,0,"D1:DRAWING.SCR":GET
     #1,MD:GET #1,WD:GET #1,LN:IF MD
    >5 THEN WD=WD+256:MD=MD-10
110 SZ=WD*LN:FOR I=708 TO 712:GET #1
    ,N:POKE I,N:NEXT I
120 POKE ICBADR+X+1,SP:POKE ICBADR+X
    ,0:POKE ICBLEN+X+1,1+INT(SZ/256)
    :POKE ICBLEN+X,0
130 POKE ICCOM+X,7:I=USR(ADR("hhh■LV
    ■"),X):CLOSE #1:RETURN
190 REM Fast load (character set)
200 OPEN #1,4,0,"D1:CHARACT.SET":POK
    E ICBADR+X+1,CHBAS:POKE ICBADR+X
    ,0:POKE ICBLEN+X+1,4:POKE ICBLEN
    +X,0
210 POKE ICCOM+X,7:C=USR(ADR("hhh■LV
    ■"),X):CLOSE #1:POKE 756,CHBAS:R
    ETURN
```

Display list setup. Subroutine 3 sets up an ANTIC 2 or 4 display list that can be horizontally or vertically scrolled. Subroutine 4 sets up an ANTIC 5 display list that can be horizontally or vertically scrolled. Subroutines 5 and 6 set up display lists that *cannot* be horizontally scrolled – use these only to load displays that were created with the minimum line width.

On XL models, the simple display list can be set up with the BASIC statements Graphics 12+16 and Graphics 13+16, making the non-scrolling display list subroutine unnecessary. For horizontally scrolling displays, however, these subroutines are still needed.

Subroutine 3.
Horizontal Scroll Display List, ANTIC 2 or 4

```
10 REM Lines 20 and 30 are just a de
   monstration.  Change the value of
    SC and see what happens!
20 DL=PEEK(88)+256*PEEK(89):SC=DL:MO
   DE=4:WIDE=40:GOSUB 100
30 FOR I=0 TO 1000:NEXT I:SC=0:MODE=
   2:GOSUB 100:FOR I=0 TO 1000:NEXT
   I:GOTO 20
90 REM This ANTIC 2 or 4 display lis
   t can be horizontally scrolled.
   Just set the values of SC,DL,MODE
   , and WIDE.
```

```
100 FOR I=0 TO 2:POKE DL+I,112:NEXT
    I:N=0:M=MODE+64
110 FOR I=DL+3 TO DL+72 STEP 3:C=SC+
    N:POKE I,M:POKE I+2,INT(C/256):P
    OKE I+1,C-256*PEEK(I+2):N=N+WIDE
    :NEXT I
120 POKE I,65:DLHI=INT(DL/256):DLLO=
    DL-DLHI*256:POKE I+1,DLLO:POKE I
    +2,DLHI:POKE 561,DLHI:POKE 560,D
    LLO:RETURN
```

Subroutine 4. Horizontal Scroll Display List, ANTIC 5

```
10 REM Lines 20 and 30 are just a de
   monstration.  Change the value of
    SC and see what happens!
20 DL=PEEK(88)+256*PEEK(89):SC=PEEK(
   106)*256:MODE=5:WIDE=40:GOSUB 100
30 FOR I=0 TO 1000:NEXT I:SC=0:GOSUB
    100:FOR I=0 TO 1000:NEXT I:GOTO
   20
90 REM This ANTIC 5 display list can
    be horizontally scrolled.  Just
   set the values of SC,DL,MODE, and
    WIDE.
100 FOR I=0 TO 2:POKE DL+I,112:NEXT
    I:N=0:M=MODE+64
110 FOR I=DL+3 TO DL+36 STEP 3:C=SC+
    N:POKE I,M:POKE I+2,INT(C/256):P
    OKE I+1,C-256*PEEK(I+2):N=N+WIDE
    :NEXT I
120 POKE I,65:DLHI=INT(DL/256):DLLO=
    DL-DLHI*256:POKE I+1,DLLO:POKE I
    +2,DLHI:POKE 561,DLHI:POKE 560,D
    LLO:RETURN
```

Subroutine 5. Regular Display List, ANTIC 2 or 4

```
10 REM The actual subroutine is line
   s 100-120.  You set the value of
   DL,SC,MODE,and WIDE.
20 DL=PEEK(88)+256*PEEK(89):MODE=2:W
   IDE=40
30 SC=0:MODE=2+2*(MODE=2):GOSUB 100
40 TRAP 30:ON PEEK(753)<>3 GOTO 40:S
   C=SC+480:SP=INT(SC/256):POKE DL5,
   SP:POKE DL4,SC-256*SP
50 FOR I=0 TO 30:NEXT I:GOTO 40
90 REM This ANTIC 2 and 4 display li
   st can be page flipped from BASIC
   .  POKE the screen address into D
   L4 and DL5.
100 FOR I=0 TO 2:POKE DL+I,112:NEXT
    I:DL4=DL+4:DL5=DL+5
110 POKE DL+3,64+MODE:POKE DL5,INT(S
    C/256):POKE DL4,SC-256*PEEK(DL5)
    :FOR I=DL+6 TO DL+28:POKE I,MODE
    :NEXT I
120 POKE I,65:DLHI=INT(DL/256):DLLO=
    DL-DLHI*256:POKE I+1,DLLO:POKE I
    +2,DLHI:POKE 561,DLHI:POKE 560,D
    LLO:RETURN
```

Subroutine 6. Regular Display List, ANTIC 5

```
10 REM The actual subroutine is line
   s 100-120.  You set the value of
   DL,SC,MODE,and WIDE.
20 DL=PEEK(88)+256*PEEK(89):MODE=5:W
   IDE=40:GOSUB 100
30 SC=0
40 TRAP 30:ON PEEK(753)<>3 GOTO 40:S
   C=SC+480:SP=INT(SC/256):POKE DL5,
   SP:POKE DL4,SC-256*SP
50 FOR I=0 TO 30:NEXT I:GOTO 40
90 REM This ANTIC 5 display list can
   be page flipped from BASIC.  Jus
   t POKE the screen address into DL
   4 and DL5.
100 FOR I=0 TO 2:POKE DL+I,112:NEXT
    I:DL4=DL+4:DL5=DL+5
110 POKE DL+3,64+MODE:POKE DL5,INT(S
    C/256):POKE DL4,SC-256*PEEK(DL5)
    :FOR I=DL+6 TO DL+16:POKE I,MODE
    :NEXT I
120 POKE I,65:DLHI=INT(DL/256):DLLO=
    DL-DLHI*256:POKE I+1,DLLO:POKE I
    +2,DLHI:POKE 561,DLHI:POKE 560,D
    LLO:RETURN
```

These routines use the following variables:

TOP is the page number of the top of memory. The Atari will not touch anything located above the top of memory – but anything below it is fair game. The display list, character set, screen memory, and machine language routines should all be placed above SP. So the load routines find out where the top of memory is and move it down enough pages to leave room for all the protected program areas. SC is the absolute address of the top of memory (SP*256); it is also the start of screen memory, so that it is POKEd into both the display list and location 106.

How much room should you leave? The character set takes 1K (four pages) and must start on a 1K boundary. Screen memory will never take more than 4K (16 pages), and should start on a 4K boundary, since ANTIC has problems when screen memory crosses that line. If your display is less than 2K, you can probably skip back from the top of memory a mere 4K (16 pages, or PEEK(106)-16), place screen memory at the new top of memory, and put the display list, machine language routines, and character set above it. If your display list is 3K or more, you should probably skip back 6K (24 pages, or PEEK(106)-24), place the character set at the new top of memory, followed by the display list, machine language subroutines, and then screen memory beginning at the 4K boundary line, 16 pages before the old top of memory. This routine assumes that arrangement.

SP is the page number of the start of screen memory, and SC is the absolute address of the start of screen memory (SP*256).

DL is the start of the display list. For page flipping, DL3 is DL+3, and DL4 is DL+4. These will contain the low byte and high byte of screen memory, and POKEing new values into these locations will flip screen memory.

CHBAS is the page number of the character set, and CH is the absolute address (CHBAS* 256).

MODE is the ANTIC mode number – either 2, 4, or 5. Adding 64 to MODE each time it is POKEd in tells the computer to look for a new screen memory address in the next two bytes in the display list.

WIDE is the width, in characters, of the entire horizontal line, not just the 40-character portion

visible on screen at any one time. Thus, every MODE instruction is followed by a two-byte address, *C*, which tells it where to find the start of the next horizontal line.

POKEing 560 and 561 with 0 and DL/256 is what actually makes the display list start working. Until that moment, the display list is just a series of numbers in memory. But once 560 and 561 contain the address of the start of your display list, the TV screen is under your program's control.

ICBADR, ICBLEN, and ICCOM are the addresses of key locations in the IOCB handler. ICCOM must contain the number of the operation to be performed (7 to load, 11 to save). ICBADR must contain the low byte of the starting address of the area in memory to be saved from or loaded to (ICBADR+1 will contain the high byte). ICBLEN must contain the low byte of the length of the file to load (ICBLEN+1 will contain the high byte). The variable X represents the offset into the IOCB area. If you OPEN #1, then X=16. If you OPEN #2, then X=32. And so on, in multiples of 16. You might not get good results using OPEN #0 or OPEN #6 – those are reserved for system use.

With screen files created by Fontbyter, remember that the first eight bytes always contain the following information:

- ANTIC mode number (plus 10, if width is greater than 255 characters)
- width, or number of characters per line (low byte only, if width is greater than 255 characters)
- display height, or number of lines in the entire display
- colors to POKE into locations 708 through 712

To calculate the number of bytes in the whole screen display (SZ), multiply the height by the width. The number of bytes in the file is that number plus eight.

Typing The Program

The bulk of the program is written in BASIC. The shortest machine language routines are included as string constants. The longer routines, however, DISPLAY, EXPAND, and DELETE, and two data files, MENU.DAT and CHARDATA.DAT, are listed after the main program. These should be entered using the BASIC loader program provided and saved on disk with exactly the filename specified. Fontbyter will look for these files and load them into strings or particular areas or memory during the run of the program.

Since Fontbyter works most efficiently with a disk drive, the program as written assumes a disk drive. However, a patient cassette user can remove all the routines related to choosing and testing filenames, and simply assign the value "C:" to all filename variables. All machine language routines could be added as DATA statements. You may also want to add prompts to tell the user what file the program is asking for. The biggest problem arises with load files during initialization, when the program tests the saved screen file once, then loads it again later. If you decide not to revise the program, make sure that you rewind the cassette containing the screen file after that initial test, so the file will be complete when it is loaded by the screen load subroutine.

Program 1: Fontbyter

```
5 DIM F$(20),FSAVE$(20),FLOAD$(20),F
  L$(40),FLL$(20),DELETE$(124),EXPAN
  D$(124),CLEAR$(33),C(255)
10 GRAPHICS 0:X=16:ICCOM=834:ICBADR=
   836:ICBLEN=840
15 COL1=708:COL2=709:COL3=710:COL4=7
   11:COL5=712:SHIF=64:SCON=PEEK(559
   ):POKE 16,112:GOTO 440
20 OPEN #1,4,0,FL$:GET #1,MD:GET #1,
   WD:GET #1,LN:IF MD>5 THEN WD=WD+2
   56:MD=MD-10
25 SZ=WD*LN:FOR I=COL1 TO COL5:GET #
   1,N:POKE I,N:NEXT I
30 SC=SP*256:POKE ICBADR+X+1,SP:POKE
    ICBADR+X,0:POKE ICBLEN+X+1,1+INT
   (SZ/256):POKE ICBLEN+X,0
35 POKE ICCOM+X,7:I=USR(ADR("hhh■LV■
   "),X):CLOSE #1:RETURN
40 OPEN #1,8,0,"D1:TEMPFILE.SCR":WD=
   WIDE:MD=MODE:IF WIDE>255 THEN WD=
   WIDE-256:MD=MODE+10
45 PUT #1,MD:PUT #1,WD:PUT #1,LINE:F
   OR I=COL1 TO COL5:PUT #1,PEEK(I):
   NEXT I
50 POKE ICBADR+X+1,SP:POKE ICBADR+X,
   0:POKE ICBLEN+X+1,1+INT((LINE*WID
   E)/256):POKE ICBLEN+X,0
55 POKE ICCOM+X,11:I=USR(ADR("hhh■LV
   ■"),X):CLOSE #1:RETURN
60 IF ((LINE*WIDE-PIX)<WIDE) THEN RE
   TURN
65 LOWAD=SC+WIDE*INT(PIX/WIDE)-1:HIA
   DD=LOWAD+WIDE:POKE 206,INT(HIADD/
   256):POKE 205,HIADD-PEEK(206)*256
70 POKE 204,INT(LOWAD/256):POKE 203,
   LOWAD-PEEK(204)*256:POKE SC+PIX,O
   LD
75 POKE 207,INT((LINE*WIDE-PIX)/WIDE
   ):POKE 208,WLO:POKE 209,WHI
80 C=USR(ADR(DELETE$))
85 OLD=PEEK(SC+PIX):POKE SC+PIX,91:R
   ETURN
90 IF ((LINE*WIDE-PIX)<WIDE) THEN RE
   TURN
95 HIADD=SC+WIDE*(LINE-1)-1:LOWAD=HI
   ADD-WIDE:POKE 206,INT(HIADD/256):
   POKE 205,HIADD-PEEK(206)*256
100 POKE 204,INT(LOWAD/256):POKE 203
    ,LOWAD-PEEK(204)*256:POKE SC+PIX
    ,OLD
105 POKE 207,INT((LINE*WIDE-PIX)/WID
    E):POKE 208,WLO:POKE 209,WHI
110 C=USR(ADR(EXPAND$))
115 OLD=0:POKE SC+PIX,91:RETURN
120 OLD=PEEK(SC+PIX):POKE SC+PIX,91:
    POKE 559,SCON:POKE 16,112
```

```
125 MV=Ø:V=Ø:H=Ø:OPT=PEEK(53279):DI=
    PEEK(632):T=PEEK(644):E=Ø
130 IF OPT=6 THEN GOSUB 870:GOSUB 26
    Ø:GOTO 125
135 IF DI<15 THEN GOSUB 155:GOTO 125
140 IF PEEK(753)=3 THEN GOSUB 220:ON
     MV GOSUB 165:GOTO 125
145 ON OPT=3 GOTO 705:IF OPT=5 THEN
    GOSUB 40:POKE SC+PIX,91:GOTO 125
150 GOTO 125
155 V=WIDE*((DI=9 OR DI=13 OR DI=5)-
    (DI=10 OR DI=14 OR DI=6)):POKE 7
    7,Ø
160 H=(DI=6 OR DI=7 OR DI=5)-(DI=10
    OR DI=11 OR DI=9)
165 UD=INT(PIX/WIDE):IF UD-(V<Ø)<Ø O
    R UD+(V>Ø)=LINE THEN V=Ø
170 LR=PIX-WIDE*UD:IF LR+H<Ø OR LR+H
    >WIDE-1 THEN H=Ø
175 IF H=Ø AND V=Ø THEN 215
180 WH=Ø:WV=Ø:W=PEEK(DL4)+256*PEEK(D
    L5)-SC
185 U=INT(W/WIDE):IF V<>Ø THEN WV=(U
    D-U-(V<Ø)<Ø)+2*(UD-U+(V>Ø)>8+12*
    (MODE<>5))
190 IF H<>Ø THEN L=W-U*WIDE:WH=(LR+H
    -L<Ø)+2*(LR+H-L>39)
195 IF WH>Ø OR WV>Ø THEN POKE DL+114
    ,WH:POKE DL+115,WV:C=USR(DISPLAY)
200 POKE SC+PIX,OLD:PIX=PIX+H+V:POKE
     53279,1
205 IF T=1 THEN OLD=PEEK(SC+PIX):POK
    E SC+PIX,91:GOTO 215
210 POKE SC+PIX,OLD
215 RETURN
220 GOSUB 785:ON (C=134)+(C=135)+(C=
    142)+(C=143)+2*(C=116)+3*(C=119)
    +4*(C=246) GOTO 250,60,90,645
225 IF C=156 THEN AV=1*(AV=Ø):GOTO 9
    20
230 IF N=60 THEN SHIF=4+C-64:POKE 53
    279,4:GOSUB 930:RETURN
235 IF N=39 THEN VERS=128*(VERS=Ø):G
    OTO 920
240 OLD=C(N+SHIF)+VERS:POKE SC+PIX,O
    LD:ON AV GOTO 245:RETURN
245 C=135
250 V=WIDE*((C=143)-(C=142)):H=(C=13
    5)-(C=134):MV=1:RETURN
255 GOSUB 920:POKE SC+PIX,91:RETURN
260 GOSUB 920
265 DI=PEEK(632):T=PEEK(644):DI=DI+5
    *(DI=7):DI=DI-10:OPT=PEEK(53279)
    :IV=(OPT=5):IF OPT=6 THEN 255
270 IF DI<1 OR DI>4 THEN 265
275 ON (4*T)+DI GOSUB 280,285,290,29
    5,300,305,310,320:GOTO 265
280 POKE COL5,PEEK(COL5)-2+256*(PEEK
    (COL5)<2):RETURN
285 POKE COL5,PEEK(COL5)+2-256*(PEEK
    (COL5)>253):RETURN
290 POKE COL3,PEEK(COL3)-2+256*(PEEK
    (COL3)<2):RETURN
295 POKE COL3,PEEK(COL3)+2-256*(PEEK
    (COL3)>253):RETURN
300 POKE COL2,PEEK(COL2)-2+256*(PEEK
    (COL2)<2):RETURN
305 POKE COL2,PEEK(COL2)+2-256*(PEEK
    (COL2)>253):RETURN
310 IF IV THEN POKE COL4,PEEK(COL4)-
    2+256*(PEEK(COL4)<2):RETURN
315 POKE COL1,PEEK(COL1)-2+256*(PEEK
    (COL1)<2):RETURN
320 IF IV THEN POKE COL4,PEEK(COL4)+
    2-256*(PEEK(COL4)>253):RETURN
325 POKE COL1,PEEK(COL1)+2-256*(PEEK
    (COL1)>253):RETURN
330 FLL$=FL$:FOR I=1 TO LEN(FL$):N=A
    SC(FL$(I,I)):ON N=58 GOSUB 370:N
    EXT I:FL$=FLL$
335 FLL$=FL$:FOR I=1 TO LEN(FL$):N=A
    SC(FL$(I,I)):ON N=46 GOSUB 375:N
    EXT I:FL$=FLL$
340 IF LEN(FL$)>8 THEN FL$=FL$(1,8)
345 IF LEN(FL$)<1 THEN 390
350 N=ASC(FL$(1,1)):IF N>90 OR N<65
    THEN 385
355 IF LEN(FL$)<2 THEN GOTO 365
360 FOR I=2 TO LEN(FL$):N=ASC(FL$(I,
    I)):ON (N>90 OR N<65) AND (N>57
    OR N<48) GOTO 380:NEXT I
365 FLL$="D1:":FLL$(4)=FL$:N=Ø:RETURN
370 FLL$=FL$(I+1,LEN(FL$)):RETURN
375 FLL$=FL$(1,I-1):RETURN
380 POP :? "{CLEAR}":? "Illegal char
    acters in ";FL$:GOTO 390
385 ? "{CLEAR}":? FL$;" must start w
    ith a capital":? "letter.":GOTO
    390
390 ? "Let's try that name again.":N
    =1:RETURN
395 TRAP 400:OPEN #1,4,Ø,FL$:N=Ø:CLO
    SE #1:RETURN
400 ? :? FL$;" isn't on disk in":? "
    drive 1":? "Insert disk with ";F
    L$;"and":? "press RETURN.":CLOSE
     #1
405 ? "Or to try another file name,
    press anyother key."
410 ON PEEK(753)<>3 GOTO 410:GOSUB 7
    85:ON N=12 GOTO 395:N=1:RETURN
415 TRAP 435:OPEN #1,4,Ø,FL$:? FL$;"
     is already on disk.":? "Unless
    you change the name, the old"
420 ? "file will be lost.  To change
     the namepress RETURN":? "Or pre
    ss any other key to continue.":C
    LOSE #1
425 ON PEEK(753)<>3 GOTO 425:GOSUB 7
    85:ON N=12 GOTO 430:N=Ø:RETURN
430 N=1:RETURN
435 CLOSE #1:N=Ø:RETURN
440 ? "{13 SPACES}Fontbyter":? :? :?
    :GOSUB 905
445 GOSUB 850:? "What is the name of
     your character{4 SPACES}set? (E
    nter '@' for ROM set)":POKE 764,
    255:INPUT F$
450 IF F$="@" THEN 465
455 FL$=F$:GOSUB 330:ON N GOTO 445:F
    $=FLL$:F$(LEN(FLL$)+1)=".SET"
460 FL$=F$:GOSUB 395:ON N GOTO 445
465 GOSUB 840:? :? "What file should
     hold your finished{3 SPACES}scr
    een? (Eight characters)":POKE 76
    4,255:INPUT FSAVE$
470 FL$=FSAVE$:GOSUB 330:ON N GOTO 4
    65:FSAVE$=FLL$:FSAVE$(LEN(FLL$)+
    1)=".SCR"
475 FL$=FSAVE$:GOSUB 415:ON N GOTO 4
    65
480 FLOAD$="":? :? "Would you like t
    o edit a screen you{3 SPACES}hav
    e already saved? (Y or N) "
485 GOSUB 785:ON N=35 GOTO 535:ON N=
    43 GOTO 490:GOTO 485
490 ? :? "What is the name of the sa
    ved screen  file? ":POKE 764,255
```

```
    :INPUT FLOAD$
495 FL$=FLOAD$:GOSUB 330:ON N=0 GOTO
     500:GOTO 480
500 FLOAD$=FLL$:FLOAD$(LEN(FLL$)+1)=
    ".SCR"
505 FL$=FLOAD$:GOSUB 395:ON N GOTO 4
    80:OPEN #1,4,0,FLOAD$:GET #1,MD:
    GET #1,WD:GET #1,LN:CLOSE #1:FLO
    AD=1
510 IF MD>5 THEN MD=MD-10:WD=WD+256
515 ? :? FLOAD$;" was saved as:":? "
    Mode ";MD;",":? "with ";LN;" lin
    es":? "of ";WD;" characters per
    line."
520 ? "If you wish to change these p
    arameterspress RETURN.":? "To le
    ave them unchanged press any
    {5 SPACES}other key."
525 ON PEEK(753)<>3 GOTO 525:GOSUB 7
    85:IF N=12 THEN 540
530 MODE=MD:WIDE=WD:LINE=LN:GOTO 585
535 FLOAD=0
540 ? :? "What Antic mode will you w
    ork in?":? "(Antic 2, 4, OR 5) "
    :POKE 764,255
545 GOSUB 785:ON N<>30 AND N<>24 AND
     N<>29 GOTO 545
550 MODE=C(N)-16
555 ? :? "How wide a line?":? "  (Mi
    nimum 40 characters":? "
    {3 SPACES}maximum ";170+170*(MOD
    E=5);" characters)"
560 POKE 764,255:TRAP 560:INPUT WIDE
    :WIDE=INT(WIDE):ON WIDE<40 OR WI
    DE>170 GOSUB 790
565 ? :? "How many lines do you want
     to edit?{5 SPACES}(Minimum ";12
    +12*(MODE<>5);:? "{3 SPACES}Maxi
    mum ";INT(4096/WIDE);")"
570 TRAP 570:INPUT LINE
575 LINE=INT(LINE):IF LINE>INT(4096/
    WIDE) THEN LINE=INT(4096/WIDE)
580 IF LINE<12+12*(MODE=4) THEN LINE
    =12+12*(MODE=4)
585 ? "{CLEAR}":? "You have chosen:"
    :? "Character set--";F$:? "Save
    file--";FSAVE$:? "Load file--";F
    LOAD$
590 SZ=LINE*WIDE-1:? "Mode ";MODE:?
    LINE;" lines of ";WIDE;" charact
    ers"
595 ? "If this is right, press START
    {9 SPACES}To make changes, press
     OPTION"
600 ON (PEEK(53279)=6)+(2*(PEEK(5327
    9)=3)) GOTO 605,440:GOTO 600
605 A=PEEK(106):TOP=A-24:CHBAS=TOP:C
    H=CHBAS*256:SP=TOP+8:SC=SP*256:P
    OKE 106,TOP:OLDCHBAS=224:GRAPHIC
    S 0
610 ? "Just a minute while I get mys
    elf{6 SPACES}together . . ."
615 IF F$="D:" THEN CHBAS=224:CH=CHBA
    S*256:GOTO 630
620 OPEN #1,4,0,F$:POKE ICBADR+X+1,C
    HBAS:POKE ICBADR+X,0:POKE ICBLEN
    +X+1,4:POKE ICBLEN+X,0
625 POKE ICCOM+X,7:C=USR(ADR("hhh■LV
    ■"),X):CLOSE #1
630 POKE 559,0:GOSUB 640:GOSUB 655:G
    OSUB 810:GOSUB 635:ON FLOAD GOSU
    B 650:GOSUB 925:GOTO 120
635 POKE 756,CHBAS:RETURN
640 OPEN #1,4,0,"D1:CLEAR.SUB":FOR I
    =1 TO 33:GET #1,N:CLEAR$(I,I)=CH
    R$(N):NEXT I:CLOSE #1
645 C=USR(ADR(CLEAR$),SP,X):RETURN
650 T=SZ:FL$=FLOAD$:GOSUB 20:SZ=T:RE
    TURN
655 DL=256*(TOP+4):DL4=DL+4:DL5=DL+5
    :FOR I=0 TO 2:POKE DL+I,112:NEXT
     I:PIX=0:N=0
660 FOR I=DL+3 TO DL+27+36*(MODE<>5)
     STEP 3:C=SC+N*WIDE:POKE I,64+MO
    DE:POKE I+2,INT(C/256)
665 POKE I+1,C-256*PEEK(I+2):N=N+1:N
    EXT I
670 N=0:MENU=256*(TOP+5)+64:DLMEN=DL
    +32+36*(MODE<>5):POKE DLMEN-2,MO
    DE+64:POKE DLMEN,INT(MENU/256)
675 POKE DLMEN-1,MENU-256*PEEK(DLMEN
    ):FOR I=DLMEN+1 TO DLMEN+3:POKE
    I,MODE:NEXT I
680 POKE I,65:POKE I+1,0:POKE I+2,DL
    /256:OPEN #1,4,0,"D:DISPLAY.SUB"
685 DISPLAY=DL+128:TRAP 690:FOR I=0
    TO 186:GET #1,N:POKE DISPLAY+I,N
    :NEXT I:GOTO 695
690 POP
695 WHI=INT(WIDE/256):WLO=WIDE-256*W
    HI:POKE DL+112,WLO:POKE DL+113,W
    HI
700 POKE 560,0:POKE 561,DL/256:CLOSE
     #1:RETURN
705 POKE SC+PIX,OLD:GOSUB 40:POKE 75
    6,OLDCHBAS:GRAPHICS 0:POKE 764,2
    55
710 ? "Screen is saved as D1:TEMPFIL
    E.SCR":? :? "Do you want to save
     the screen as":? FSAVE$;"? (Y o
    r N)"
715 GOSUB 785:ON N<>43 AND N<>35 GOT
    O 715:IF N=43 THEN GOSUB 765:GOT
    O 725
720 FSAVE=0
725 ? :? "Do you want to quit? (Y or
     N)":POKE 764,255
730 GOSUB 785:ON N<>43 AND N<>35 GOT
    O 730:ON N=35 GOTO 735:ON N=43 G
    OTO 760
735 ? :? "To return to edit the same
     screen,{4 SPACES}press OPTION":
    ? :? "To start FONTBYTER over, p
    ress START"
740 OPT=PEEK(53279):ON ((OPT=6)+(2*(
    OPT=3))) GOTO 745,750:GOTO 740
745 POKE 106,A:GRAPHICS 0:GOTO 10
750 POKE 106,TOP:GOSUB 635:FL$="D1:T
    EMPFILE.SCR":IF FSAVE=1 THEN FL$
    =FSAVE$
755 GOSUB 20:GOSUB 655:GOTO 120
760 POKE 106,A:POKE 764,255:GRAPHICS
     0:END
765 FSAVE=1:TRAP 770:OPEN #2,4,0,FSA
    VE$:CLOSE #2:XIO 36,#2,0,0,FSAVE
    $:XIO 33,#2,0,0,FSAVE$:GOTO 775
770 CLOSE #2
775 FL$="D1:TEMPFILE.SCR,":FLL$=FSAV
    E$(4,LEN(FSAVE$)):FL$(17)=FLL$
780 XIO 32,#1,0,0,FL$:RETURN
785 C=PEEK(764):N=C-64*INT(C/64):RET
    URN
790 IF WIDE<40 THEN WIDE=40:RETURN
795 IF WIDE>170 AND MODE<>5 THEN WID
    E=170:RETURN
800 IF WIDE<340 THEN RETURN
805 WIDE=340:RETURN
810 TRAP 815:OPEN #1,4,0,"D:DELETE.S
```

```
    UB":FOR I=1 TO 124:GET #1,N:DELE
    TE$(I,I)=CHR$(N):NEXT I:GOTO 820
815 POP
820 CLOSE #1:WHI=INT(WIDE/256):WLO=W
    IDE-256*WHI
825 TRAP 830:OPEN #1,4,0,"D:EXPAND.S
    UB":FOR I=1 TO 124:GET #1,N:EXPA
    ND$(I,I)=CHR$(N):NEXT I:GOTO 835
830 POP
835 CLOSE #1:RETURN
840 TRAP 865:XIO 36,#1,0,0,"D:*.SCR"
845 ? :? "Currently saved screen fil
    es:":FLL$="SCR":GOTO 860
850 TRAP 865:XIO 35,#1,0,0,"D:*.SET"
855 ? :? "Currently available charac
    ter sets:":FLL$="SET"
860 FL$="D1:*.":FL$(LEN(FL$)+1)=FLL$
    :OPEN #1,6,0,FL$:FOR I=0 TO 50:I
    NPUT #1,FLL$:? FLL$:NEXT I
865 CLOSE #1:RETURN
870 GOSUB 920:POKE SC+PIX,OLD:GOTO 8
    95
875 WV=2*((DI=5)+(DI=13)+(DI=9))+(DI
    =10)+(DI=6)+(DI=14):WH=2*(DI<8 A
    ND DI>4)+(DI<12 AND DI>8)
880 W=(PEEK(DL4)+256*PEEK(DL5))-SC:U
    =INT(W/WIDE):WV=WV-(U=0 AND WV=1
    )-2*((U+7+12*(MODE<>5)=LINE-2) A
    ND WV=2)
885 L=W-(U*WIDE):WH=WH-(L=0 AND WH=1
    )-2*((L+40)=WIDE AND WH=2)
890 POKE DL+114,WH:POKE DL+115,WV:C=
    USR(DISPLAY)
895 IF PEEK(53279)<>6 THEN DI=PEEK(6
    32):ON DI<>15 GOTO 875:GOTO 895
900 PIX=PEEK(DL4)+256*PEEK(DL5)+(6+6
    *(MODE<>5))*WIDE+20:OLD=PEEK(PIX
    ):PIX=PIX-SC:RETURN
905 OPEN #4,4,0,"D:CHARDATA.DAT"
910 FOR I=0 TO 255:GET #4,N:C(I)=N:N
    EXT I
915 CLOSE #4:RETURN
920 FOR I=0 TO 10:POKE 53279,4:NEXT
    I:RETURN
925 OPEN #1,4,0,"D:MENU.DAT":FOR I=4
     TO 483:GET #1,N:POKE MENU+I,N:N
    EXT I:CLOSE #1
930 MENSH=MENU+160*INT(SHIF/64):POKE
     DLMEN,INT(MENSH/256):POKE DLMEN
    -1,MENSH-256*PEEK(DLMEN):RETURN
```

Program 2: DISPLAY. SUB

Machine Language Scrolling Subroutine

```
900 OPEN #1,8,0,"D1:DISPLAY.SUB"
910 FOR I=1 TO 186:READ N:PUT #1,N:N
    EXT I:CLOSE #1:? I:END
1000 DATA 104,173,49,2,133,206,133,2
     13
1008 DATA 173,48,2,105,3,133,205,105
1016 DATA 109,133,212,162,0,161,205,
     41
1024 DATA 191,133,207,230,205,161,20
     5,133
1032 DATA 203,160,1,177,205,133,204,
     200
1040 DATA 177,212,240,34,201,2,208,1
     6
1048 DATA 24,165,203,105,1,133,203,1
     65
1056 DATA 204,105,0,133,204,24,144,1
     4
1064 DATA 56,165,203,233,1,133,203,1
     65
1072 DATA 204,233,0,133,204,24,160,3
1080 DATA 177,212,240,42,201,2,208,1
     9
1088 DATA 24,165,203,160,0,113,212,1
     33
1096 DATA 203,200,165,204,113,212,13
     3,204
1104 DATA 24,144,19,56,165,203,160,0
1112 DATA 241,212,133,203,165,204,20
     0,241
1120 DATA 212,133,204,24,144,0,160,8
1128 DATA 165,207,201,5,240,2,160,20
1136 DATA 162,0,165,203,129,205,230,
     205
1144 DATA 165,204,129,205,132,207,24
     ,165
1152 DATA 203,160,0,113,212,133,203,
     165
1160 DATA 204,200,113,212,133,204,23
     0,205
1168 DATA 230,205,164,207,136,208,21
     9,165
1176 DATA 203,129,205,230,205,165,20
     4,129
1184 DATA 205,96
```

Program 3: EXPAND. SUB

Machine Language Line Insert Subroutine

```
900 OPEN #1,8,0,"D1:EXPAND.SUB"
910 FOR I=1 TO 122:READ N:PUT #1,N:N
    EXT I:CLOSE #1:? I:END
1000 DATA 104,166,207,169,0,165,209,
     240
1008 DATA 29,160,255,177,203,145,205
     ,136
1016 DATA 208,249,230,204,230,206,16
     4,208
1024 DATA 177,203,145,205,136,208,24
     9,198
1032 DATA 204,198,206,24,144,9,164,2
     08
1040 DATA 177,203,145,205,136,208,24
     9,202
1048 DATA 240,29,56,165,205,229,208,
     133
1056 DATA 205,165,206,229,209,133,20
     6,56
1064 DATA 165,203,229,208,133,203,16
     5,204
1072 DATA 229,209,133,204,24,144,182
     ,165
1080 DATA 209,240,27,160,255,169,0,1
     45
1088 DATA 203,136,208,251,230,206,23
     0,204
1096 DATA 164,208,145,203,136,208,25
     1,198
1104 DATA 206,198,204,24,144,11,164,
     208
1112 DATA 240,7,169,0,145,203,136,20
     8
1120 DATA 251,96
```

Program 4: DELETE. SUB

Machine Language Line Delete Subroutine

```
900 OPEN #1,8,0,"D1:DELETE.SUB"
910 FOR I=1 TO 122:READ N:PUT #1,N:N
    EXT I:CLOSE #1:? I:END
1000 DATA 104,166,207,169,0,165,209,
     240
1008 DATA 29,160,255,177,205,145,203
     ,136
```

```
1016 DATA 208,249,230,204,230,206,16
     4,208
1024 DATA 177,205,145,203,136,208,24
     9,198
1032 DATA 204,198,206,24,144,9,164,2
     08
1040 DATA 177,205,145,203,136,208,24
     9,202
1048 DATA 240,29,24,165,205,101,208,
     133
1056 DATA 205,165,206,101,209,133,20
     6,24
1064 DATA 165,203,101,208,133,203,16
     5,204
1072 DATA 101,209,133,204,24,144,182
     ,165
1080 DATA 209,240,27,160,255,169,0,1
     45
1088 DATA 205,136,208,251,230,206,23
     0,204
1096 DATA 164,208,145,205,136,208,25
     1,198
1104 DATA 206,198,204,24,144,11,164,
     208
1112 DATA 240,7,169,0,145,205,136,20
     8
1120 DATA 251,96
```

Program 5: MENU.DAT

```
900 OPEN #1,8,0,"D1:MENU.DAT"
910 FOR I=1 TO 482:READ N:PUT #1,N:N
    EXT I:CLOSE #1:? I:END
1000 DATA 0,0,91,0,17,0,18,0
1008 DATA 19,0,20,0,21,0,22,0
1016 DATA 23,0,24,0,25,0,16,0
1024 DATA 28,0,30,0,126,0,0,0
1032 DATA 0,0,0,0,0,0,0,0
1040 DATA 0,0,0,127,0,113,0,119
1048 DATA 0,101,0,114,0,116,0,121
1056 DATA 0,117,0,105,0,111,0,112
1064 DATA 0,13,0,29,0,0,0,0
1072 DATA 0,0,0,0,0,0,0,0
1080 DATA 0,0,0,0,0,0,97,0
1088 DATA 115,0,100,0,102,0,103,0
1096 DATA 104,0,106,0,107,0,108,0
1104 DATA 27,0,11,0,10,0,0,0
1112 DATA 0,0,0,0,0,0,0,0
1120 DATA 0,0,0,0,0,0,0,122
1128 DATA 0,120,0,99,0,118,0,98
1136 DATA 0,110,0,109,0,12,0,14
1144 DATA 0,15,0,0,0,0,0,0
1152 DATA 0,0,0,0,0,0,0,0
1160 DATA 0,0,0,0,1,0,2,0
1168 DATA 3,0,4,0,5,0,6,0
1176 DATA 7,0,32,0,8,0,9,0
1184 DATA 125,0,0,0,0,0,0,0
1192 DATA 0,0,0,0,0,0,0,0
1200 DATA 0,0,0,0,0,49,0,55
1208 DATA 0,37,0,50,0,52,0,57
1216 DATA 0,53,0,41,0,47,0,48
1224 DATA 0,63,0,124,0,0,0,0
1232 DATA 0,0,0,0,0,0,0,0
1240 DATA 0,0,0,0,0,0,33,0
1248 DATA 51,0,36,0,38,0,39,0
1256 DATA 40,0,42,0,43,0,44,0
1264 DATA 26,0,60,0,62,0,0,0
1272 DATA 0,0,0,0,0,0,0,0
1280 DATA 0,0,0,0,0,0,0,58
1288 DATA 0,56,0,35,0,54,0,34
1296 DATA 0,46,0,45,0,59,0,61
1304 DATA 0,31,0,0,0,0,0,0
1312 DATA 0,0,0,0,0,0,0,0
1320 DATA 0,0,0,0,0,0,0,0
1328 DATA 0,0,0,0,0,0,0,0
1336 DATA 0,0,0,0,0,0,0,0
1344 DATA 0,0,0,0,0,0,0,0
1352 DATA 0,0,0,0,0,0,0,0
1360 DATA 0,0,0,0,0,81,0,87
1368 DATA 0,69,0,82,0,84,0,89
1376 DATA 0,85,0,73,0,79,0,80
1384 DATA 0,92,0,93,0,0,0,0
1392 DATA 0,0,0,0,0,0,0,0
1400 DATA 0,0,0,0,0,0,65,0
1408 DATA 83,0,68,0,70,0,71,0
1416 DATA 72,0,74,0,75,0,76,0
1424 DATA 123,0,94,0,95,0,0,0
1432 DATA 0,0,0,0,0,0,0,0
1440 DATA 0,0,0,0,0,0,0,90
1448 DATA 0,88,0,67,0,86,0,66
1456 DATA 0,78,0,77,0,64,0,96
1464 DATA 0,0,0,0,0,0,0,0
1472 DATA 0,0,0,0,0,0,0,0
1480 DATA 0,0
```

Program 6: CHARDATA.DAT

```
900 OPEN #1,8,0,"D1:CHARDATA.DAT"
910 FOR I=1 TO 256:READ N:PUT #1,N:N
    EXT I:CLOSE #1:? I:END
1000 DATA 108,106,27,0,0,107,11,10
1008 DATA 111,0,112,117,0,105,13,29
1016 DATA 118,0,99,0,0,98,120,122
1024 DATA 20,0,19,22,91,21,18,17
1032 DATA 12,0,14,110,0,109,15,0
1040 DATA 114,0,101,121,127,116,119,
     113
1048 DATA 25,0,16,23,126,24,28,30
1056 DATA 102,104,100,0,0,103,115,97
1064 DATA 44,42,26,0,0,43,60,62
1072 DATA 47,0,48,53,0,41,63,124
1080 DATA 54,0,35,0,0,34,56,58
1088 DATA 4,0,3,6,0,5,2,1
1096 DATA 59,0,61,46,0,45,31,0
1104 DATA 50,0,37,57,0,52,55,49
1112 DATA 8,0,9,7,0,32,125,0
1120 DATA 38,40,36,0,0,39,51,33
1128 DATA 76,74,123,0,0,75,94,95
1136 DATA 79,0,80,85,0,73,92,93
1144 DATA 86,0,67,0,0,66,88,90
1152 DATA 0,0,0,0,0,0,0,0
1160 DATA 64,0,96,78,0,77,0,0
1168 DATA 82,0,69,89,0,84,87,81
1176 DATA 0,0,0,0,0,0,0,0
1184 DATA 70,72,68,0,0,71,83,65
1192 DATA 0,0,0,0,0,0,0,0
1200 DATA 0,0,0,0,0,0,0,0
1208 DATA 0,0,0,0,0,0,0,0
1216 DATA 0,0,0,0,0,0,0,0
1224 DATA 0,0,0,0,0,0,0,0
1232 DATA 0,0,0,0,0,0,0,0
1240 DATA 0,0,0,0,0,0,0,0
1248 DATA 0,0,0,0,0,0,0,0
```

Program 7: CLEAR.SUB

Machine Language Screen Clear Subroutine

```
900 OPEN #1,8,0,"D1:CLEAR.SUB"
910 FOR I=1 TO 33:READ N:PUT #1,N:NE
    XT I:CLOSE #1:? I:END
1000 DATA 104,104,104,133,208,104,10
     4,101
1008 DATA 208,133,209,169,0,133,207,
     160
1016 DATA 255,145,207,136,208,251,14
     5,207
1024 DATA 230,208,165,208,197,209,20
     8,235
1032 DATA 96
```

©

Timex/Sinclair

Making Change

Michael B. Williams

This game is an excellent educational tool for children and is based on a previously published COMPUTE! article. The author also includes conversion tips for T/S users who want to translate programs originally written for other computers.

Converting a program written for one computer to another computer can get difficult if the program contains machine-dependent features (graphics commands, for instance) or a lot of POKEs. If a program has many such features, it would probably be easier to rewrite it from scratch, once you understand it.

With modification, many programs published in COMPUTE! and other computer magazines can be converted to run on the Timex/Sinclair. One of these is "Making Change," by Myron Miller (COMPUTE!, February 1983), a program written to help children learn how to count money, divide money, and make change.

Program Conversion

When you transfer any program, your conversion should make up for deficiencies in one area by compensating for them in another area. If your computer has limited graphics, liven it up with sound, and vice versa. The Sinclair has no sound, no color, and limited graphics. But that does not mean we cannot make the program interesting for the user.

First of all, I decided which version of "Making Change" to convert. I chose the Atari version and went to work. I made multiple statements into individual lines and added STR$ when printing numbers so there would be no pause before they were displayed. Congratulating myself on my persistence, I soon found I wasn't done yet – I had the huge task of debugging ahead. I eliminated one bug only to find several more.

Finally, I concluded it would be easier to rewrite the program using the listing as a guide. In doing so, I just went about program conversion in a different way. Instead of interpreting the listing line by line, I first tried to understand what it did as a whole. The result was a bug-free program that made it fun to learn about money.

Each problem is a question about money: how to count it, how to divide it – in short, how to make change. It addresses the child by name and asks him or her directly. If the child answers incorrectly, the program encourages the child to try once more, and the question is repeated. By the third attempt, if the child has not correctly solved the problem, he or she is given the answer.

A correct answer causes the program to call the machine language routine in line 1. This routine is very important to the program, but you can modify it as you wish.

Regardless of whether or not the question was answered correctly, the child is given the option of receiving his or her score, continuing, or stopping the program. In this way the child's progress may be evaluated at any stage of the program.

Special Program Notes

Program 1 POKEs a machine language routine into the REM statement in line 1. After typing in Program 1, proofread it carefully. Type RUN and ENTER. Test it by using RAND USR 16514. The screen should fill up very fast with inverse spaces. List Program 1 and note that the REM statement in line 1 has been altered. It now contains a machine language subroutine.

Now, delete lines 10-60 and type in Program 2 with line 1 still in memory. When typing in Program 2, use the following instructions where graphics characters appear:

60: Graphics, SHIFT-S, and SHIFT-D
5010: Underlined letters are inverse video
5115: Graphics and SHIFT-D

Program 1: Machine Language Loader

```
1 REM XXXXXXXXXXXXXXXXXXXXXXXXXXXXXXXX
10 LET ZZ=16514
20 LET A$="2A0C400176182 37EB92604C6807704
   10F5C9"
30 POKE ZZ,16*CODE A$+CODE A$(2)-476
40 LET ZZ=ZZ+1
50 LET A$=A$(3 TO )
60 GOTO 30
```

Program 2: Making Change

```
50 SLOW
60 PRINT "
   MAKING CHANGE
   "
70 PRINT ,,"     TIMEX/SINCLAIR VERSION
   "
80 PRINT ,,"HELLO. PLEASE TELL ME YOUR N
   AME."
90 INPUT N$
100 GOSUB 2000
1000 REM PROBLEMS
1010 REM
1020 LET TP=TP+1
1030 LET CT=INT (100*RND)+1
1040 LET TR=0
1050 LET PT=NOT PT
1060 LET QU=INT (CT/25)
1070 LET DI=INT ((CT-QU*25)/10)
1080 LET NI=INT ((CT-QU*25-DI*10)/5)
1090 LET PE=INT CT-QU*25-DI*10-NI*5
1100 GOTO PT*1000+3000
2000 REM VARIABLES
2010 LET TP=0
2020 LET TC=0
2030 LET TW=0
2040 LET ME=0
2050 LET ML=0
2060 LET FI=0
2070 LET PT=0
2080 LET SCORE=5000
2100 DIM R$(5,10)
2110 FOR X=1 TO 5
2120 LET R$(X)="FANTASTIC.GREAT.    RIGH
     T.    TERRIFIC. VERY GOOD."(X*10-9
     TO X*10)
2130 NEXT X
2999 RETURN
3000 REM COUNT CHANGE
3010 CLS
3020 PRINT TP;") ";N$;", IF I HAVE..."
3040 PRINT ,,TAB 5;QU;" QUARTER"+("S" AN
     D QU<>1)
3050 PRINT ,,TAB 5;DI;" DIME"+("S" AND D
     I<>1)
3060 PRINT ,,TAB 5;NI;" NICKEL"+("S" AND
      NI<>1);", AND "
3070 PRINT ,,TAB 5;PE;" PENN"+("Y" AND P
     E=1)+("IES" AND PE<>1);", THEN"
3080 PRINT ,,"HOW MUCH CHANGE DO I HAVE?
      ";
3110 INPUT CH
3120 PRINT CH
3130 LET TR=TR+1
3140 IF CH=CT THEN GOTO 3500
3150 PRINT ,,"NOPE. THAT'S "+STR$ ABS (C
     T-CH)+" CENT"+("S" AND ABS (CH-CT)<
     >1)+" TOO "+("MUCH." AND CH>CT)+("L
     ITTLE." AND CH<CT)
3160 LET ML=ML+1
3165 IT TR=1 THEN LET TW=TW+1
3170 IF TR=3 THEN GOTO 3210
3180 PRINT ,,"PRESS ENTER TO TRY AGAIN."
3190 IF INKEY$="" THEN GOTO 3190
3200 GOTO 3000
3210 PRINT ,,"THE ANSWER IS "+STR$ CT+",
      "+N$+"."
3220 GOTO SCORE
3500 LET ZZ=USR 16514
3510 PRINT
3520 PRINT N$+", "+"THATS "+R$(INT (5*RN
     D)+1)
3530 LET ZZ=USR 16514
3540 IF TR=1 THEN LET TC=TC+1
3550 LET ME=ME+1
3560 GOTO SCORE
4000 REM GIVE CHANGE
4010 CLS
4020 PRINT STR$ TP+") "+N$+", IF I HAVE
     "+STR$ CT+" CENT"+("5" AND CT<>1)+"
     ,"
4030 PRINT ,,"HOW MANY QUARTERS DO I HAV
     E? ";
4040 INPUT Q
4050 PRINT Q,,TAB 9;"DIMES? ";
4060 INPUT D
4070 PRINT D,,TAB 9;"NICKELS? ";
4080 INPUT N
4090 PRINT N,,TAB 9;"PENNIES? ";
4100 INPUT P
4110 PRINT P
4115 LET TR=TR+1
4120 IF Q=INT Q AND N=INT N AND D=INT D
     AND P=INT P THEN GOTO 4200
4130 PRINT ,,"THATS NOT FAIR, USING DECI
     MALS. YOU MUST PAY A FINE, "+N$+"."
4140 LET FI=FI+1
4150 GOTO 4220
4200 IF 25*Q+10*D+5*N+P=CT THEN GOTO 440
     0
4205 PRINT ,,"NOT QUITE--THAT MAKES "+ST
     R$ (25*Q+10*D+5*N+P)+" CENTS."
4210 LET ML=ML+1
4215 IF TR=1 THEN LET TW=TW+1
4220 IF TR=3 THEN GOTO 4300
4230 PRINT ,,"PRESS ENTER TO TRY ONCE MO
     RE."
4240 IF INKEY$="" THEN GOTO 4240
4250 GOTO 4000
4300 PRINT ,,"A THOUSAND TIMES NO, "+N$+
     "."
4310 PRINT ,,"I WOULD HAVE "+STR$ QU;" Q
     UARTER"+("S" AND QU<>1);TAB13;STR$
     DI+" DIME"+("S" AND DI<>1)
4320 PRINT TAB 13;STR$ NI+" NICKEL"+("S"
      AND NI<>1);", AND ";TAB 13;STR$ PE
     +" PENN"+("Y" AND PE=1)+("IES" AND
     PE<>1);"."
4330 GOTO SCORE
4400 IF Q=QU AND D=DI AND N=NI AND P=PE
     THEN GOTO 4500
4410 PRINT ,,"TRUE, BUT YOU COULD HAVE U
     SED   FEWER COINS, "+N$+"."
4420 GOTO 4210
4500 LET ZZ=USR 16514
4510 PRINT
4520 PRINT "HEY..."+R$(INT (5*RND)+1)
4530 LET ZZ=USR 16514
4540 LET ME=ME+1
```

```
4550 IF TR=1 THEN LET TC=TC+1
5000 REM SCORE
5010 PRINT ,,"PRESS C TO CONTINUE, S FOR
     YOUR SCORE, OR ENTER TO STOP."
5020 LET I$=INKEY$
5030 IF I$="" THEN GOTO 5020
5040 IF I$="C" THEN GOTO 1000
5050 IF I$<>"S" AND I$<>CHR$ 118 THEN GO
     TO 5020
5100 CLS
5110 PRINT N$+"S "+("FINAL " AND I$=CHR$
     118)+"SCORE:"
5115 PRINT "■■■
```

Relative Files For VIC-20 And Commodore 64

Part I

Jim Butterfield, Associate Editor

You can use relative files with your VIC or 64 computer and 1540/1541 disk drive. If you have the appropriate IEEE interface, you can do the same job on the 4040, 8050, or other recent Commodore disk units. It takes a little more work, and careful programming. But it can be done.

All the examples given here will work on all PETs and CBMs. On 4.0 BASIC, there are easier ways, but this will work.

Binary Numbers: High And Low

We'll be talking about some numbers packed into ASCII characters. In the expression CHR$(N), we can't use a value of N greater than 255. Sometimes we will want to send larger numbers. For example, if we want to select record number 1000 of a relative file, we'll need to split it into two parts. The "high" part would be the number divided by 256; the low part would be the remainder. So a value of 1000 would split up into a high part of 3 and a low part of 232, since 1000 divided by 256 gives 3 with 232 remainder.

When we send a number this way, we almost always send the low part first. So to send 1000, we'll eventually send to the disk:

CHR$(232);CHR$(3).

In Part II, we'll indicate a number that is split in this manner with the terms "High" and "Low."

Creating A Relative File

Decide how long you want a record to be. For example, you might have a file that will contain a name, a set of initials, and a date. You could allow 15 characters for the name; two characters for the initials; and seven characters for the date. Additionally, you'd need two extra characters as "separators" between the three data fields, giving a total of up to 26 characters in a record. You can go as high as 254, but no higher.

When we create a relative file, we must give the record length. After it is created, we don't need to specify the length: the disk will remember.

Let's open a relative file using direct statements. You can do this in a program, of course; but you may find it interesting to see things happening. First, however, we'll set up a program to allow us to check for errors on the command channel. Enter this program:

```
100 INPUT#15,E,E$,E1,E2
110 PRINT E;E$;E1,E2
```

Now type, as a direct command: OPEN 15,8,15. This will open the command channel for us. Anytime we want to look at a disk error condition, we can type GOTO 100, and the error will be printed.

We're ready to open our relative file. Type:

```
OPEN 1,8,2,"RANDFIL,L,"+CHR$(26)
```

That does the job. The name of the new file is RANDFIL. The L stands for length: don't forget to put a comma both before and after. Finally, the CHR$(26) gives the length of our record. We don't need to use all 26 characters, but we must not exceed this value when we write a record.

Positioning To A Specific Record

We've created the file, but we have not written any records yet. It's a good idea to bring enough records into existence to fill more than one disk sector, which takes up 254 bytes. In the case of 26-character records, this means that we should create at least ten records.

We could do this with ten PRINT#1 statements, but I'd like to show you another way. Let's position directly to record number 10 and write something there. Automatically, all missing records (in this case, 1 to 9) will come into existence. So we'd better learn how to position a relative file.

Now, we send our "position" command down the command channel. To identify to the

disk which file we want to position, we use the secondary address. For our relative file in progress, that would be 2. That's important: secondary address, not logical file number. Now, another thing about the disk: it likes to see you add 96 to the secondary address, so we should send 98.

We have said that we want to go to record number 10. We must split this number up into high and low byte: we get 0 high and 10 low. Finally, we want to choose the start of the record, or position 1. Let's put it all together and type in:

```
PRINT#15,"P"+CHR$(96+2)+CHR$(10)+CHR$
  (0)+CHR$(1)
```

You'll see the disk error light go on – we'll account for this in a moment. To review: P for position; 96+2 for secondary address 2; 10 and 0 for record number 10; and 1 for the start of the record.

Why did the error light go on? Because there is no record number ten – yet. You may type GOTO 100 and look at the error notice: you'll see RECORD NOT PRESENT, which makes sense. The moment we write something, we'll bring this missing record into existence. Let's do that:

```
PRINT#1,"DOAKES"+CHR$(13)+"J"+CHR$(13)+
  "AUG15";
```

We have just written record number ten. Note that we are using a Return character to separate the fields (name, initial, date), and note that the PRINT statement ends with a semicolon. This seems puzzling: it doesn't work that way on sequential files. Let's give the golden rule for writing relative files:

Rule: One PRINT statement writes one and only one record to a relative file.

So the semicolon at the end does not change anything: we've written a complete record. And the Return characters in the middle do not change anything: we've written only one record.

Let's tie up this file for the moment. Close it with:

```
CLOSE 1
```

No need to close the command channel.

After Creation

Let's write a program to read and write this little file that we have created. Here we go:

```
100 OPEN 4,8,5,"RANDFIL"
```

I've changed the logical file number and secondary address just to prove that it doesn't matter. Note that we don't need to specify the length, once the file exists.

```
110 OPEN 15,8,15
```

Now for the main user interface. We'll ask for a record number, and quit if the user types zero:

```
200 INPUT"RECORD NUMBER";R
210 IF R<1 GOTO 600
```

Let's position to the record:

```
220 R0=INT(R/256):R1=R-R0*256
```

R0 is the high part of the number, and R1 is low. Now we can position:

```
230 PRINT#15,"P"+CHR$(101)+CHR$(R1)+CHR$
  (R0)+CHR$(1)
```

We remember that 101 is 96 plus 5. Let's look for an error:

```
240 INPUT#15,E,E$,E1,E1
250 IF E<>0 THEN PRINT E$:GOTO 200
```

We've positioned at a valid record. Now let's ask if we want to read or write:

```
300 INPUT"R OR W";C$
310 IF C$="R" GOTO 400
320 IF C$="W" GOTO 500
330 GOTO 200
```

Now for the reading part. We are already positioned, but first we must learn another golden rule, this one for reading records:

Rule: Variable ST signals end of record with value 64.

This, too, is different from sequential files, where ST signals end-of-file. Now we can read however many fields are in the record, since we'll detect the end of record in ST:

```
400 F=0
410 F=F+1:INPUT#4,F$
420 PRINT "FIELD";F;":";F$
430 IF ST=0 GOTO 410
440 GOTO 200
```

Thus, we keep reading until we have gathered all the fields within the record. Now, for the writing part. We've been here before:

```
500 FOR F=1 TO 3
510 PRINT"FIELD";F;
520 INPUT F$(F)
530 NEXT F
540 PRINT#4,F$(1)+CHR$(13)+F$(2)+CHR$(13)+
  F$(3);
550 GOTO 200
```

That's it except for quitting. We must remember to close our file:

```
600 CLOSE 4
```

Try playing with this program. You might like to try for nonexistent records, or writing records that are too large to fit. You'll quickly see how it all works. Note the curiosity: the character "pi," or CHR$(255), is stored in unused records.

It's not too hard and can be very useful. With relative records, you can go directly to any chosen part of your file. You can read or write as desired.

It's another tool for effective use of your computer.

Copyright © 1983 Jim Butterfield ©

Maximum Memory=Maximum Application!

Maximum Memory allows you to use more powerful programs for:

● EDUCATION ● ENTERTAINMENT ● MAIL LISTS
● BUSINESS APPLICATIONS ● FINANCIAL RECORDS

APROPOS TECHNOLOGY

RAMAX™



Extension connectors allow other cartridges to be used!

Very low power usage requires no external power source!

Totally self-contained!

Memory allocations are fully switchable (see specifications)!

Built-in RESET switch!

Fuse protected!

6 months parts and labor warranty!

High reliability gold plated connectors!



You get up to a full 32k RAM use with your VIC-20!

A perfect investment to give your family and yourself more enjoyment and use from your home computer! The ease of operation, the neat appearance, and the real POWER it adds to your VIC at this low price makes it a MUST for every VIC home!

SPECIAL
Only $124.95

Price includes shipping and handling within Continental USA. Foreign orders please add $15.00. Calif. Residents add 6% sales tax.

10 DAY MONEY-BACK GUARANTEE. If not satisfied, simply return in original condition for your money back.

NEW! RAMAX JR.™

Already own an 8k Expander? Get the NEW **RAMAX JR.™**! Identical to the RAMAX™ except with 19k instead of 27k. Our instructions will show you how to use your 8k as BLK 3 with JR. to get the full compliment of memory!

SPECIAL $109.95 Shipping included

To equal the total memory of RAMAX™ you would have to buy Commodore's 16k Memory Expansion, PLUS their 8k Expansion, PLUS their 3k Expansion for a total list price of over $200.00! THEN you would need a "mother board" which would run the total up to OVER $400! With RAMAX™ you buy just ONE piece...at ABOUT HALF THE PRICE!

RAMAX™ Features and Specifications:

- Adds up to a full 27k bytes of additional RAM to the standard VIC-20's internal RAM.
- Built-in switch allows User selection of any combination of 5 areas of RAM memory*:
  - BLK 1 (8k:Adr.8192-16383)
  - BLK 2 (8k:Adr.16383-24575)
  - BLK 3 (8k:Adr.24576-32767)
  - BLK 5 (Adr.40960-49152, allows/disallows 8k ROM games)
  - RAM (3k:Adr.1024-4095)
  - RESET (Resets computer without power off/on)
- Built-in electrical Fuse to protect equipment.
- Totally self-contained. No external power supply needed.
- Two (2) extension connectors allow ANY additional cartridges and/or devices designed for the VIC expansion port.
- Very low power consumption (.175 amp usual).
- High reliability gold-plated connectors are designed for long life.
- Complete Operating Manual
- 6 month parts and labor warranty to original purchaser.
- Factory service.

*Many VIC-20 cartridges and programs require certain configurations of the memory (i.e. certain games will only run on the unexpanded VIC while others require the upper portion of the expanded memory). With RAMAX® you have switches that turn-on and turn-off portions of the memory to provide the right area of memory - all without plugging or unplugging. It's so easy!

Contact Your Local Dealer.

Or Send Check or Money Order For the Total
Calif. residents add 6% tax.

Phone orders: Call **(805) 482-3604**
Foreign orders, add $15.00
All items shipped from stock.
DEALER INQUIRIES WELCOME

WE SERVICE WHAT WE SELL!

VIC-20 & Commodore-64 are registered trademarks of Commodore International.

350 N. Lantana Ave., Suite 821
Camarillo, CA 93010

New Product!
APROSPAND-64™ Gives your Commodore 64 full expandability! This superbly designed expansion module plugs into the 64 & gives you 4 switchable (singly or in any combination) expansion connectors - plus fuse protection - plus a reset button! only **$69.95**
Shipping Included

APROPOS TECHNOLOGY

FOR THE VIC 20™

JOIN THE COMPUTER REVOLUTION WITH A MASTERY OF THE KEYBOARD!



In the age of the computer, *everyone* from the school child to the Chairman of the Board should be at home at the computer keyboard. Soon there will be a computer terminal on every desk and in every home. Learn how to use it right ...and have some fun at the same time!

Rated THE BEST educational program for the VIC 20™ by Creative Computing Magazine

TYPING TUTOR PLUS WORD INVADERS — $21.95

(2 programs on one cassette tape for the unexpanded VIC 20™)

Typing Tutor plus Word Invaders makes learning the keyboard easy and fun! Typing Tutor teaches the keyboard in easy steps. Word Invaders makes typing practice an entertaining game. Highly praised by customers:

"Typing Tutor is great!", "Fantastic", "Excellent", High quality", "A source of great joy and learning for our children", "Even my little sister likes it", "Word Invaders is sensational!"

Customer comment says it all . . .

". . . and it was everything you advertised it would be. In three weeks, my 13 year old son, who had never typed before, was typing 35 w.p.m. I had improved my typing speed 15 w.p.m. and my husband was able to keep up with his college typing class by practicing at home."

FOR THE COMMODORE 64™

SPECIAL VERSION OF TYPING TUTOR PLUS WORD INVADERS NOW AVAILABLE FOR THE COMMODORE 64™... $21.95 *(Tape)* $24.95 *(Disk)*

All of the features of the VIC 20™ Version and more

SPECIAL!

SPRITE DESIGNER

by Dr. Lee T. Hill



$16.95 *(Tape)* $21.95 *(Disk)*

Create and then transform sprites automatically. We have the other sprite making programs, but this is the one *we use* to make sprites. The automatic transformations are great!

VISA MasterCard

Shipping and handling $1.00 per order. California residents add 6% sales tax. VISA and Mastercard orders must include full name as shown on card, card number, and expiration date. Free catalog sent with order and on request.

ACADEMY SOFTWARE

P.O. Box 9403, San Rafael, CA 94912 (415) 499-0850

Programmers: Write to our New Program Manager concerning any exceptional VIC 20™ or Commodore 64™ game or other program you have developed.

Sprite Editor For TI

Larry Long

Here's a way to get maximum use of sprites on the TI-99/4A – and a program that generates listings for your sprite creations.

A very powerful yet often unused feature of the TI-99/4A is its ability to display and control sprites. With the 99/4A and the Extended BASIC Module, it is possible to generate 28 sprites for display and independent simultaneous movement. Program 1 should convince any doubters that this can be done. Although a lot of colored letters floating around the screen are a bit pointless, if we can modify and control the sprites, we will have a most useful feature.

Sprites can be designed by drawing on a piece of graph paper and then converting the on/off pixels to a hexadecimal number. If the two largest sizes of sprites are used, the hexadecimal number describing the shape of the sprite would be 64 characters long. A solution is a sprite editor that will allow us to draw the pattern we want on the screen and then have the computer create the program we need to make that sprite pattern. Program 2 will do exactly that, and more. It will allow us to edit the sprite pattern. Then, when we press the L key, it will display a complete listing that would, if copied on paper and then entered into the computer, provide a sprite and the necessary routine to control its movement.

Your Options

When you run the program, the first display screen will be a design grid with a box-shaped cursor. The area under the cursor will initially be white (signifying an "off" pixel). Press 1 to change the color beneath the cursor to black (representing an "on" pixel) or to move the cursor about the grid with the arrow keys. To turn off a particular pixel, press 0 and the background color will be returned to white. When you have completed your design, press the P key to see it displayed as a sprite.

At this point, you are given several options. You can magnify your newly constructed sprite (M key), change its color (C key), change its background color (B key), or set it in motion (E, S, D, X keys). If you are not pleased with the sprite's shape, you can modify it by striking the T key or (if the changes required are quite drastic) simply press the A key to start with a fresh grid. On the other hand, if you are satisfied with your sprite and its color and directional parameters, press the L key to create the BASIC statements needed to achieve these effects.

If using the sprite editor is your only concern, then skip the rest of this article and go straight to Program 2 and enjoy this easy access to sprites.

How The Editor Works

To understand what makes the editor work, let's take a general overview of the program:

Lines	
100-260	Set up screen display.
270-460	Are the main loop of the designing portion of the program.
470-680	Evaluate the design, put its values in an array, read the values in the array, convert them to hexadecimal numbers, and then build a 64-character string to describe the sprite pattern.
690-770	Put the sprite on the screen and display new program instructions.
780-930	Main loop of the implementation portion of the program.
940-980	Change size of sprite.
1000-1150	Display a listing of the sprite program.
1160-1220	Change the color of the sprite and screen.

A cursor is needed to indicate where you are located on the design grid. I chose to use a sprite (line 220) because I could move it around freely without disturbing the display under it. Repositioning the cursor is accomplished in line 380 with a CALL LOCATE. The arrow keys reposition the cursor, and the ENTER key changes the area under the cursor.

What makes "Sprite Editor" so valuable is its ability to generate the hexadecimal pattern for the sprite. The loop from line 500 through line 560

determines the character in each position of the design grid and stores that value in the array B (R,C). Line 570 provides a string with all of the possible hexadecimal digits placed in ascending order. Line 580 sets M$ to be "null." The loop from line 590 to line 630 evaluates the array elements and converts each row in the left half of the design grid to a pair of hexadecimal digits and concatenates them to M$. Line 620 is probably the most significant line in this loop, as it provides the hexadecimal numbers. It causes the computer to look at a particular digit (element) in HEX$ determined by the values calculated for HIGH and LOW. Lines 630-680 perform the same operation as 590-630, only for the right half of the design grid.

Line 690 assigns the hexadecimal numbers to ASCII characters 104, 105, 106, and 107. It is necessary to specify only the first character number in the CALL CHAR statement. When this feature is used, it is required that you start with a character that is evenly divisible by 4. Line 730 actually displays the sprite.

Lines 740-770 provide instructions for the implementation portion of the program. Lines 780-830 check for specific key presses and provide appropriate branching to list the program; end the program; start from the beginning; change the background color; modify the existing sprite; change sprite size; or change sprite color. Lines 840-920 check for arrow key presses and then increment or decrement sprite speed.

Lines 940-980 change sprite size. Lines 1000-1150 display a program listing that would generate a sprite like the one designed by the Sprite Editor. One problem with listing the program is displaying the quote character. The computer interprets it to mean that you want to end the PRINT statement. The solution is to redefine an unused character (I chose the lowercase "n") to look like the quote character.

Finally, lines 1160-1220 allow you to change the color of the sprite and screen.

Program 1: Sprite Generation

```
100 CALL MAGNIFY(2)::FOR X=1 TO 28::
    CALL SPRITE(#X,64+X,X/2,96,128,I
    NT(RND*100)-50,INT(RND*100)-50):
    :NEXT X::GOTO 100
```

Program 2: Sprite Editor

```
100 REM SPRITE EDITOR
110 DIM B(16,16):: SC=1
130 C1=7
140 CALL CHAR(100,"")
150 CALL CHAR(101,"FFFFFFFFFFFFFFFF
    ")
160 CALL CHAR(102,"FFFFC3C3C3C3FFFF
    ")
170 CALL COLOR(9,2,16)
180 CALL CLEAR
190 DISPLAY AT(1,10):"SPRITE EDITOR"
200 FOR R=1 TO 16 :: CALL HCHAR(4+R
    ,2,100,16):: NEXT R
210 CALL MAGNIFY(1)
212 IF K=84 THEN GOTO 217
215 CALL SCREEN(8)
217 CALL DELSPRITE(ALL)
220 CALL SPRITE(#28,102,14,32,8)
225 CALL HCHAR(21,1,32,31):: CALL H
    CHAR(22,1,32,31)
230 DISPLAY AT(22,2):"E=UP X=DOWN S
    =LEFT D=RIGHT"
240 DISPLAY AT(23,2):"PRESS 1 - PIX
    EL ON ,0 - OFF"
250 DISPLAY AT(24,2):"PRESS P TO DI
    SPLAY SPRITE"
260 R=1 :: C=1
270 CALL KEY(0,K,S)
271 IF S=0 THEN 270
272 IF K=48 THEN KHAR=100
274 IF K=49 THEN KHAR=101
280 IF K=83 THEN C=C-1 :: GOTO 320
290 IF K=68 THEN C=C+1 :: GOTO 320
300 IF K=69 THEN R=R-1 :: GOTO 320
310 IF K=88 THEN R=R+1 :: GOTO 320
312 IF K=80 THEN 470
320 IF C<1 THEN C=16
330 IF C>16 THEN C=1
340 IF R<1 THEN R=16
350 IF R>16 THEN R=1
380 CALL LOCATE(#28,(8*R)+25,8*C+1)
420 CALL HCHAR(4+R,1+C,KHAR)
430 CALL SOUND(20,200,5)
460 GOTO 270
470 CALL DELSPRITE(ALL)
480 CALL HCHAR(21,1,32,128)
490 DISPLAY AT(22,2):"PLEASE WAIT W
    HILE I THINK."
500 FOR R=1 TO 16
510 FOR C=1 TO 16
520 CALL GCHAR(4+R,1+C,GC)
530 GC=GC-100
540 B(R,C)=GC
550 NEXT C
560 NEXT R
570 HEX$="0123456789ABCDEF"
580 M$=""
590 FOR R=1 TO 16
600 LOW=B(R,5)*8+B(R,6)*4+B(R,7)*2+
    B(R,8)+1
610 HIGH=B(R,1)*8+B(R,2)*4+B(R,3)*2
    +B(R,4)+1
620 M$=M$&SEG$(HEX$,HIGH,1)&SEG$(HE
    X$,LOW,1)
630 NEXT R
640 FOR R=1 TO 16
650 LOW=B(R,13)*8+B(R,14)*4+B(R,15)
    *2+B(R,16)+1
660 HIGH=B(R,9)*8+B(R,10)*4+B(R,11)
    *2+B(R,12)+1
670 M$=M$&SEG$(HEX$,HIGH,1)&SEG$(HE
    X$,LOW,1)
680 NEXT R
690 CALL CHAR(104,M$)
700 CALL MAGNIFY(3)
710 MM=3
720 M=4
730 CALL SPRITE(#1,104,C1,50,170,0,
    0)
740 DISPLAY AT(21,2):"C COLOR  M MA
    GNIFY  T EDIT"
750 DISPLAY AT(22,2):"A ERASE  Q QU
    IT  B BACKGRD"
```

```
760 DISPLAY AT(23,2):"E=UP X=DOWN S
    =LEFT D=RIGHT"
770 DISPLAY AT(24,8):"L LISTS PROGR
    AM"
780 CALL KEY(0,K,S)
790 IF K=76 THEN GOTO 1000
800 IF K=81 THEN GOTO 990
810 IF K=65 THEN GOTO 100
812 IF K=66 THEN GOSUB 1200
815 IF K=84 THEN GOTO 210
820 IF K=77 THEN GOTO 940
830 IF K=67 THEN GOTO 1160
840 IF K=83 THEN H=H-2
850 IF K=68 THEN H=H+2
860 IF K=69 THEN V=V-2
870 IF K=88 THEN V=V+2
880 IF V>120 THEN V=120
890 IF V<-120 THEN V=-120
900 IF H>120 THEN H=120
910 IF H<-120 THEN H=-120
920 CALL MOTION(#1,V,H)
930 GOTO 780
940 CALL MAGNIFY(M)
950 MM=M
960 IF M=3 THEN M=4 ELSE M=3
970 FOR D=1 TO 20 :: NEXT D
980 GOTO 780
990 STOP
1000 REM PROGRAM LISTER
1010 CALL CHAR(110,"002424")
1020 CALL CLEAR
1030 PRINT "{6 SPACES}PROGRAM LISTI
     NG"
1035 CALL DELSPRITE(ALL)
1040 PRINT
1050 PRINT ">100 CALL CHAR(104,n";:
     : FOR W=1 TO 64 :: PRINT SEG$(
     M$,W,1);:: NEXT W :: PRINT "n)"
1055 PRINT ">105 CALL SCREEN(";SC;"
     )"
1060 PRINT ">110 CALL MAGNIFY(";MM;
     ")"
1070 PRINT ">120 CALL SPRITE(#1,104
     ,";C1;",150,150,";V;",";H;")"
1080 PRINT ">130 CALL KEY(0,K,S)"
1090 PRINT ">140 IF K=68 THEN H=H+2
     "
1100 PRINT ">150 IF K=83 THEN H=H-2
     "
1110 PRINT ">160 IF K=88 THEN V=V+2
     "
1120 PRINT ">170 IF K=69 THEN V=V-2
     "
1130 PRINT ">180 CALL MOTION(#1,V,H
     )"
1140 PRINT ">190 GOTO 130"
1150 PRINT :: PRINT :: PRINT :: PRI
     NT :: PRINT
1155 DISPLAY AT(21,3):"A - ERASE
     {3 SPACES}Q - QUIT"
1156 CALL KEY(0,K,ST):: IF ST=0 THE
     N 1156
1157 IF K=81 THEN GOTO 990
1158 IF K=65 THEN GOTO 100
1159 GOTO 1156
1160 C1=C1+1 :: IF C1>16 THEN 1180
1170 CALL COLOR(#1,C1):: GOTO 780
1180 C1=2 :: CALL COLOR(#1,C1):: GO
     TO 780
1200 REM SCREEN COLOR CHANGE
1210 SC=SC+1 :: IF SC=17 THEN SC=2
1220 CALL SCREEN(SC):: RETURN
```


ATARI® ATARI® ATARI® ATARI®

INTRODUCING...

Super Mailer + From Royal Software

New!

"Capt. ZIP"

48K DISK

$49.95

The Most User Friendly Mail Management program available! It even allows you to catalog your record, book or other collections... Limited only by your imagination!

Store 500-2000 files / disk—Fast, machine language sorts—Works on single or double-density format—Auto-deletes duplicates—Print disk directory—Official State abbreviations built in—Special coding feature—Re-label fields for unlimited use—Merge files—Create sub-files—Search files on any field—Print labels/File copy—More!

NEW!!! From Atari

Colorful, Scrolling Screen

Super Speedway Action

POLE POSITION

$44.90

Reg.$49.95

• 16K Cartridge

FREE CATALOG

► WITH ANY ORDER . . . OR SEND $1.00 (Refundable with Order)

★ OVER 1000 items for your ATARI!

Including product descriptions.

- EPSON • PERCOM
- BRODERBUND • APX
- ROKLAN • ON-LINE
- DATASOFT • ATARI®
- ADVENTURE INT'L
- SYNAPSE • VISICALC • Much More

COMPUTER PALACE Formerly Royal Software

DEALING EXCLUSIVELY IN

New Products! New Lower Prices!!!

ATARI

TOLL FREE 1-800-452-8013 (No Information On This Line) Orders Only Please!

FOR INFORMATION CALL 503-683-5361

★ We handle only ATARI compatible hardware & software . . . so we know what works best! CALL US FIRST!!!



An interesting variation on the Climb & Jump game!

From SYNAPSE

New!!!

Pharaoh's Curse

32K Tape, Disk

Multiple Screens
Great Graphics
Action-Adventure
Multiple Players

$31.50 Reg.$34.95

Protect Your Investment

DUST COVERS

• Durable Brown Vinyl
• 410 • 400 • 800 • 810

Please Specify $8.95 ea.

★ Top-Ten Programs ★

1. Zaxxon Disk,Tape-$35.10
2. Donkey Kong Cart-$44.90
3. Dig Dug Cart-$39.50
4. Necromancer Disk,Tape-$31.50
5. Football Disk,Tape-$28.90
6. Astro Chase Disk,Tape-$26.90
7. QIX Cart-$39.50
8. Way Out Disk-$31.50
9. Monkey Wrench II Cart-$54.00
10. Defender Cart-$39.50

CREDIT CARD ORDERS - TOLL FREE 1-800-452-8013

(ORDERS ONLY - For Information (503)683-6620

Shipping & Handling: UPS or PARCEL POST $2.00
UPS Air (48 hr. Delivery!) $3.90

• Master Card
• American Express
• Visa

COMPUTER PALACE Formerly Royal Software

2160 W. 11th Ave.
Eugene, OR 97402
(503)683-6620

Atari Menu Buttons

Joseph D. Korman

This utility streamlines the menu selection process by using the OPTION, SELECT, and START keys. The resulting program can be stored on tape or disk and can then be used as the beginning of new programs requiring menu selections.

After catching the programming bug and purchasing an Atari 800, I began to write custom programs for home use. These included checking account, household inventory, telephone book, and the like. In all the programs, the menus ended with an input statement requesting the code for the desired choice. For example:

```
D. ENTER DEPOSIT
C. ENTER CHECKS
L. LIST CHECKS
S. SAVE REVISED DATA
ENTER NEXT FUNCTION:?
```

After input of the variable, the program would run a series of IF tests to determine the choice and proceed to the indicated line number for execution. Although the programs worked well, I felt that something was missing to streamline the selection process. I found the answer in James Brunn's article in *COMPUTE!'s First Book of Atari*. The article included information about using the OPTION / SELECT / START buttons on the 800 keyboard.

The menu create utility is actually a skeleton of a program designed to let the user move the cursor to each of the menu options by pressing the OPTION key. Once the cursor is at the line of the desired option, the SELECT key is used to move the program execution to the appropriate line. After the skeleton is loaded, the titles and option names should be changed to reflect the requirements of the new program. After this is done, the programmer need only enter the logic of the options and commands to return to the menu after their execution.

The following program provides ten options starting on line five (5) and printing on each odd line. The user may add more selections to this column and may add a second column to the right side of the screen. If this is done, some changes in the cursor movement logic will be required. This will allow the user to make truly custom menus for the Atari 400/800 programs.

The -] is printed in reverse mode and moves down each time the OPTION button is pressed.

The menu created by this program looks like this on the screen:

```
"TITLE OF MENU"
-] ITEM 1
   ITEM 2
   ITEM 3
   ITEM 4
   ITEM 5
   ITEM 6
   ITEM 7
   ITEM 8
   ITEM 9
   ITEM 10
```

Each time the OPTION button is pressed, the arrow moves down the menu one position. Holding the OPTION button causes the arrow to continuously move from top to bottom and jump back to the top. The operator releases the button when the arrow is adjacent to the desired option. The SELECT button is then pressed to execute that part of the program.

Menu Buttons

```
1 REM MENU CREATE UTILITY
10 GRAPHICS 0:SETCOLOR 2,2,8:SETCOLO
   R 1,2,0
11 POKE 752,1
20 POSITION 12,1:? "TITLE OF MENU"
21 POSITION 2,3:? "{3 SPACES}ITEM 1"
22 POSITION 2,5:? "{3 SPACES}ITEM 2"
23 POSITION 2,7:? "{3 SPACES}ITEM 3"
24 POSITION 2,9:? "{3 SPACES}ITEM 4"
25 POSITION 2,11:? "{3 SPACES}ITEM 5
   "
26 POSITION 2,13:? "{3 SPACES}ITEM 6
   "
27 POSITION 2,15:? "{3 SPACES}ITEM 7
   "
28 POSITION 2,17:? "{3 SPACES}ITEM 8
   "
29 POSITION 2,19:? "{3 SPACES}ITEM 9
   "
30 POSITION 2,21:? "{3 SPACES}ITEM 1
   0"
31 REM POSITION ENTRIES ON ALL LINES
    TO INCREASE THE NUMBER OF SELECT
   IONS
35 POSITION 2,3:L=3:? "->"
40 IF PEEK(53279)=3 THEN 50
41 IF PEEK(53279)=5 THEN 60
42 IF PEEK(53279)=6 THEN RUN
43 GOTO 40
50 REM MENU SCROLL
51 POSITION 2,L
52 ? "  "
```

THEY CAN'T BLAST THEIR WAY OUT OF THIS ONE WITHOUT LEARNING!

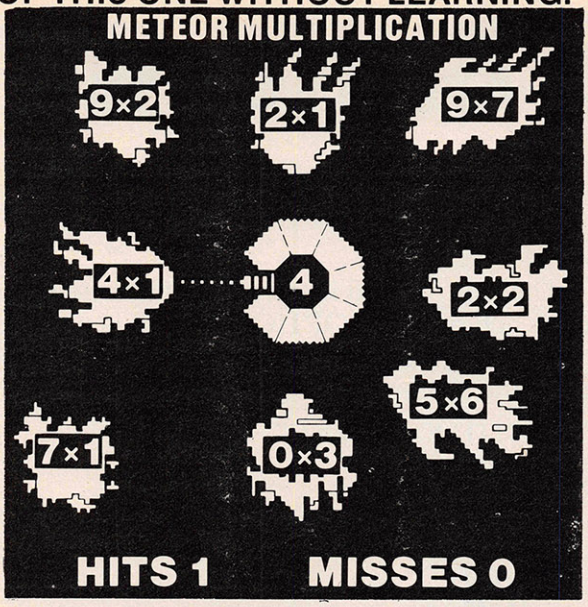

In this game you have to be able to multiply correctly to save the star station. Kids call it fun. We call it METEOR MULTIPLICATION. It's one of 12 exciting and colorful educational software programs developed by DLM that we've named Arcademic Skill Builders. Unlike other games on the market, these require that a child learn something useful while having fun. They also feature variable levels of difficulty, speed, and running time. A child never outgrows DLM software!

Our programs have been extensively field-tested. DLM is committed to quality. We even offer a 100% NO RISK GUARANTEE. If in 30 days the software isn't everything we say, send it back for a 100% refund!

Yes, please send me the software packages checked below!
Arcademic Skill Builders in Math

☐ Apple II+ & Apple IIe ☐ Atari 800 ☐ IBM PC ☐ Commodore 64

☐ ALIEN ADDITION — Age 6 and up addition of numbers 0-9 — $34.00
☐ METEOR MULTIPLICATION — Age 8 and up—multiplication of numbers 0-9 — $34.00
☐ MINUS MISSION — Age 6 and up—subtraction of numbers 0-9 — $34.00
☐ DEMOLITION DIVISION — Age 8 and up—division of numbers with answers 0-9 — $34.00
☐ ALLIGATOR MIX — Age 6 and up—addition & subtraction of numbers 0-9 — $34.00
☐ DRAGON MIX — Age 8 and up—multiplication & division of numbers with answers 0-9 — $34.00

Arcademic Skill Builders in Language Arts

☐ Apple II+ & Apple IIe

☐ VERB VIPER — Age 7 and up subject/verb agreement — $44.00
☐ SPELLING WIZ — Age 7 and up spelling demons — $44.00
☐ WORD MAN — Age 7 and up long and short vowels — $44.00
☐ WORD RADAR — Age 7 and up matching sight words — $44.00
☐ WORD INVASION — Age 8 and up parts of speech — $44.00
☐ WORD MASTER — Age 8 and up—antonyms, synonyms, homonyms — $44.00

☐ Check enclosed ☐ VISA ☐ MasterCard

Account Number _____

Signature _____ Expiration Date _____
(Required when using credit card)

Name _____ Address _____

City _____ State _____ Zip _____ Phone _____

We even offer a 100% NO RISK GUARANTEE. If in 30 days the software isn't everything we say, send it back for a 100% money-back refund!

Sub Total _____
Shipping & Handling (8%) _____
5% Sales Tax _____
(Texas residents only)
Dollar Total _____

CALL TOLL FREE 800-527-4747
(in Texas 800-442-4711)

SEND TO:
Developmental Learning Materials
P.O. Box 4000, One DLM Park
Allen, Texas 75002 **AD090**


```
53 L=L+2:REM USE L+1 IF ENTRIES ARE
   ON ALL LINES
54 IF L=23 THEN L=3
55 POSITION 2,L:REM FOR TWO COLUMN M
   ENU POSITION 21,L AND ADD LOGIC T
   O RETURN TO LEFT COLUMN FROM BOT
   RT
56 ? "➡":FOR T=1 TO 40:NEXT T:REM U
   SE HIGHER NUMBER TO SLOW ➡
57 GOTO 40
60 REM SELECT OPTION
61 IF L=3 THEN 100
62 IF L=5 THEN 200
63 IF L=7 THEN 300
64 IF L=9 THEN 400
65 IF L=11 THEN 500
66 IF L=13 THEN 600
67 IF L=15 THEN 700
68 IF L=17 THEN 800
69 IF L=19 THEN 900
70 IF L=21 THEN 1000
71 IF L=23 THEN L=3:GOTO 61
72 REM ADJUST THE ABOVE LOGIC FOR SI
   NGLE LINE SELECTIONS AND DUAL COL
   UMN MENUS
100 GRAPHICS 0:SETCOLOR 2,1,2:SETCOL
    OR 1,1,8
110 POSITION 12,1:? "ITEM NUMBER 1"
115 REM PUT LOGIC FOR THE SELECTION
    HERE
116 REM DON'T FORGET LOGIC TO RETURN
     TO THE MAIN MENU AFTER THE SELE
    CTION IS COMPLETED
117 REM CONTINUE FOR ALL OTHER SELEC
    TIONS
120 FOR T=1 TO 500:NEXT T:RUN
200 GRAPHICS 0:SETCOLOR 2,8,2:SETCOL
    OR 1,8,8
210 POSITION 12,1:? "ITEM NUMBER 2"
220 FOR T=1 TO 500:NEXT T:RUN
300 GRAPHICS 0:SETCOLOR 2,8,8:SETCOL
    OR 1,8,2
310 POSITION 12,1:? "ITEM NUMBER 3"
320 FOR T=1 TO 500:NEXT T:RUN
400 GRAPHICS 0:SETCOLOR 2,4,8:SETCOL
    OR 2,4,2
410 POSITION 12,1:? "ITEM NUMBER 4"
420 FOR T=1 TO 500:NEXT T:RUN
500 GRAPHICS 0:SETCOLOR 2,11,8:SETCO
    LOR 2,11,2
510 POSITION 12,1:? "ITEM NUMBER 5"
520 FOR T=1 TO 500:NEXT T:RUN
600 GRAPHICS 0:SETCOLOR 2,1,2:SETCOL
    OR 1,1,8
610 POSITION 12,1:? "ITEM NUMBER 6"
620 FOR T=1 TO 500:NEXT T:RUN
700 GRAPHICS 0:SETCOLOR 2,8,2:SETCOL
    OR 1,8,8
710 POSITION 12,1:? "ITEM NUMBER 7"
715 IF L=23 THEN L=3:GOTO 61
720 FOR T=1 TO 500:NEXT T:RUN
800 GRAPHICS 0:SETCOLOR 2,8,8:SETCOL
    OR 1,8,2
810 POSITION 12,1:? "ITEM NUMBER 8"
820 FOR T=1 TO 500:NEXT T:RUN
900 GRAPHICS 0:SETCOLOR 2,4,8:SETCOL
    OR 2,4,2
910 POSITION 12,1:? "ITEM NUMBER 9"
920 FOR T=1 TO 500:NEXT T:RUN
1000 GRAPHICS 0:SETCOLOR 2,11,8:SETC
     OLOR 2,11,2
1010 POSITION 12,1:? "ITEM NUMBER 10
     "
1020 FOR T=1 TO 500:NEXT T:RUN
```

©

All About The Hardware Interrupt

Peter Marcotty

Using the hardware interrupt vector is not something that you can learn by reading a user's manual. This article defines it and discusses how to use it in your machine language programs.

An interrupt is a hardware event. Every 60th of a second, a clock inside the computer causes a change in voltage on one of the pins of the 6502 chip (6510 if you have a 64). This change tells the 6502 to stop (interrupt) whatever it is doing, remember how to get back to it, and go to the machine language program pointed to by the hardware interrupt vector (an address inside the computer which *points to* the address of a machine language program that normally "services" the interruption).

Usually the vector sends the computer to a program that updates the screen, looks at the keyboard, and changes the value of TI$. (This is the "servicing.") No matter what you are doing in BASIC or machine language, the interrupt will happen 60 times a second unless you specifically turn it off.

Perhaps the most effective use of the interrupt is that you can wedge a routine of your own into the process, before it goes off to its regular housekeeping chores. Simply point the interrupt vector to the beginning of your routine, do whatever you want to do, and then send the computer to where it usually goes.

In order for us to change the interrupt vector, we must stop the hardware interrupt action altogether. If it tried to jump to the location pointed to by the interrupt vector, and we had changed only one byte of the two-byte vector (remember, interrupts can happen at any time), we'd get some very undesirable results.

Implementing The Interrupt

It will be helpful if you refer to the program for your machine while reading this section.

The first line of your program should be the SEI command. SEI stands for SEt Interrupt mask, and it will stop the computer from interrupting until you let it. After an SEI, you have about 0.009 seconds to change the interrupt vector before the computer gets impatient and crashes. Fortunately, this is plenty of time for our purposes. The next four lines take the address of our program (both the low and high byte) and put them in the hardware interrupt vector. Next we have a CLI (CLear Interrupt mask) which tells the computer it can start performing interrupts again. Finally, we have an RTS command which returns us to BASIC.

The program does not finish running with the RTS command; in fact, it's only just beginning. Since the hardware interrupt vector now points to our own routine, every 60th of a second our main program will be run, almost without any delay in whatever else we might be doing.

At the end of the routine that does the actual work, we cannot return from wherever we were called with a simple RTS. The screen has yet to be updated, and the keyboard hasn't been checked to see if any keys are down. We must JMP to the location where the vector usually points. That's where the servicing routine resides. The locations of the hardware interrupt vector for various computers are given in the table.

The sample program should help you understand how your interrupt routines must be set up.

To turn off your interrupt-driven program, you can change the pointer back to its original value, or on the VIC and 64, simply hit RUN/STOP and RESTORE.

The example programs simply take a look at the contents of the memory location that shows what key is currently being pressed and puts it in the top left corner of the screen.

Two programs are given for each machine. The first can be typed in with an assembler, and the second is a hexadecimal dump to be entered with a monitor. Both have exactly the same effects. To RUN the programs on a PET, type SYS 826; on a VIC or 64, SYS 828. The programs are located in the second cassette buffer, a 192-byte-area of memory that is usually safe for small machine language programs.

Note that interrupt-driven programs will interfere with the normal operation of LOAD and SAVE commands.

Interrupt Memory Locations

The hardware interrupt on the 64 and VIC works in exactly the same way as on the PET, although memory locations will be different.

This table shows all the differences:

	Location of Hardware Interrupt Vector	Points to
Upgrade PETs	144-145 ($90-$91)	$E62E
4.0 PETs	144-145 ($90-$91)	$E455
64	788-789 ($314-$315)	$EA31
VIC	788-789 ($315-$315)	$EABF

Program 4: Hardware Interrupt Routine – VIC Version

```
2
4:      033C                    .OPT P4,OO
6:      033C                    *=   $033C
                          ;VIC VERSION
10:     033C 78                 SEI          ;DISABLE INTERRUPTS
20:     033D A9 49              LDA  #$49    ;LOAD LOW BYTE OF ROUTINE IN LINE 80
30:     033F 8D 14 03           STA  $314    ;STORE LO BYTE OF INTERRUPT VECTOR
40:     0342 A9 03              LDA  #$03    ;LOAD HI BYTE OF ROUTINE IN LINE 80
50:     0344 8D 15 03           STA  $315    ;STORE HI BYTE OF INTERRUPT VECTOR
60:     0347 58                 CLI          ;REENABLE INTERRUPT
70:     0348 60                 RTS          ;RETURN
80:     0349 A5 CB              LDA  203     ;LOAD CURRENT KEY PRESSED
90:     034B 8D 00 1E           STA  $1E00   ;STORE IT ON THE SCREEN
95:     034E A9 00              LDA  #0
97:     0350 8D 00 96           STA  $9600   ;SET COLOR TO BLACK
1000:   0353 4C BF EA           JMP  $EABF

C*
     PC   IRQ   SR AC XR YR SP
.;   B780 E455 2C 34 3A 9D FA
.
.:   033C 78 A9 49 8D 14 03 A9 03
.:   0344 8D 15 03 58 60 A5 CB 8D
.:   034C 00 1E A9 00 8D 00 96 4C
.:   0354 BF EA 49 56 2E 36 34 2E
```

Interrupt Applications

Eric Brandon, Editorial Programmer

Interrupts can be used in many different applications, but the two most common are within utilities and games.

Because an interrupt-driven program is in the "background" of whatever the user is doing, it is ideal for applications where we want to do something concurrent with the normal operation of the computer. Good examples of this are found in "Marquee" (COMPUTE!, February 1981), which displays a message across the top of the screen as a sort of electronic "string around your finger," and "Realtime Clock" (COMPUTE!, January 1982), which displays the time in a corner of the screen to remind you to stop playing Alien Zap and go to bed.

Other uses for interrupt-driven utilities are programs which constantly check which keys are pressed and act accordingly. My favorite from this class is "Keyprint" (COMPUTE!, November/December 1980). Whenever you hit the & and the shift simultaneously, the computer freezes and sends whatever is on the screen to the printer.

In games, interrupts can be used for convenience or smoothness. Suppose you want to write a space game which has a moving starfield in the background. You could worry about writing a program which simultaneously moves your spaceship, the mutant ants, *and* the starfield around, or you could use interrupts. It is a simple matter to write a routine which moves some stars around and to point the interrupt vector to it. Now, you can write your game safe in the knowledge that whatever is going on in your program, those stars will keep floating by.

Best of all, when something holds up your main program for a second or two, such as a sound effect or an explosion, the background won't freeze up but will keep moving, making your game look "smoother" and more professional. ©

D.E.S.-SOFT ™

a division of
DES-Data Equipment Supply Corp.



ZARCON

By Steven Prentiss

Destined to be one of the best arcade style games on commodore computers.Can you in your Zarcon Fighter shoot all the alien formations while flying through an asteriod field!

5 Levels of excitement
Joystick required
Vic-20 cassette 9.95
Commodore 64 cassette 9.95

SHROOMS

Subterranean Encounter

By Michael Koberstein

Inner Earth has invaded the surface world. The mutant spiders and the moles have taken humans captive and changed them into mus-srooms. To rescue them you must enter the caverns. You are their only hope. Good Luck!
Vic-20 & 8K Expander,-Joystick-cass 9.95



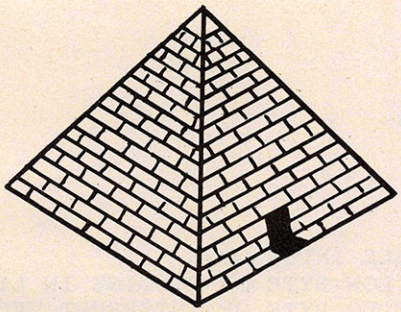

SPHINX

3-D ADVENTURE

By Cory Christensen

You the Adventurous Explorer are looking for the lost treasure of the Sphinx. It is rumored to be in the Ancient Pyramid of RA. Beware of deadly traps and hidden passage ways.
Commodore 64-cassette 9.95

You are the commander of squadron of laser ships. It is your duty to defend the cities of earth against incoming alien attack. Spectacular Hi-Res graphics and machine code for super fast action.
Joystick Vic-20 cassette 9.95



SEE YOUR LOCAL DEALER TO SEE OUR FINE PRODUCTS

Dealer inquiries invited ***Software Distribution Available*** **Programs wanted**

(714) 778-5455 — D E S — Data Equipment Supply Corp. 8315 Firestone Blvd., Downey, CA 90241 — (213) 923-9361

VIC-20™, COMMODORE™, COMMODORE 64™, and CBM™ are trademarks of Commodore Business Machines, Inc.

Program 1: Hardware Interrupt Routine – 4.0 BASIC Version (4032, 8032)

```
2
4:      033A                    .OPT P4,OO
6:      033A                    *=   $033A
                        ;PET 4.0 VERSION
10:     033A 78                 SEI          ;DISABLE INTERRUPTS
20:     033B A9 45              LDA  #$45    ;LOAD LOW BYTE OF ROUTINE IN LINE 80
30:     033D 85 90              STA  $90     ;STORE LO BYTE OF INTERRUPT VECTOR
40:     033F A9 03              LDA  #$03    ;LOAD HI BYTE OF ROUTINE IN LINE 80
50:     0341 85 91              STA  $91     ;STORE HI BYTE OF INTERRUPT VECTOR
60:     0343 58                 CLI          ;REENABLE INTERRUPT
70:     0344 60                 RTS          ;RETURN
80:     0345 A5 97              LDA  151     ;LOAD CURRENT KEY PRESSED
90:     0347 8D 00 80           STA  $8000   ;STORE IT ON THE SCREEN
1000:   034A 4C 55 E4           JMP  $E455

C*
     PC  IRQ  SR AC XR YR SP
.;  B780 E455 2C 34 3A 9D F8
.
.:  033A 78 A9 45 85 90 A9 03 85
.:  0342 91 58 60 A5 97 8D 00 80
.:  034A 4C 55 E4 30 2C 30 30 3F
```

Program 2: Hardware Interrupt Routine – Upgrade ROM Version (3016, 3032)

```
2
4:      033A                    .OPT P4,OO
6:      033A                    *=   $033A
                        ;PET UPGRADE (2.0) VERSION
10:     033A 78                 SEI          ;DISABLE INTERRUPTS
20:     033B A9 45              LDA  #$45    ;LOAD LOW BYTE OF ROUTINE IN LINE 80
30:     033D 85 90              STA  $90     ;STORE LO BYTE OF INTERRUPT VECTOR
40:     033F A9 03              LDA  #$03    ;LOAD HI BYTE OF ROUTINE IN LINE 80
50:     0341 85 91              STA  $91     ;STORE HI BYTE OF INTERRUPT VECTOR
60:     0343 58                 CLI          ;REENABLE INTERRUPT
70:     0344 60                 RTS          ;RETURN
80:     0345 A5 97              LDA  151     ;LOAD CURRENT KEY PRESSED
90:     0347 8D 00 80           STA  $8000   ;STORE IT ON THE SCREEN
1000:   034A 4C 2E E6           JMP  $E62E

C*
     PC  IRQ  SR AC XR YR SP
.;  B780 E455 2C 34 3A 9D FA
.
.:  033A 78 A9 45 85 90 A9 03 84
.:  0342 91 58 60 A5 97 8D 00 80
.:  034A 4C 2E E6 30 2C 30 30 3F
```

Program 3: Hardware Interrupt Routine – 64 Version

```
2
4:      033C                    .OPT P4,OO
6:      033C                    *=   $033C
                        ;64 VERSION
10:     033C 78                 SEI          ;DISABLE INTERRUPTS
20:     033D A9 49              LDA  #$49    ;LOAD LOW BYTE OF ROUTINE IN LINE 80
30:     033F 8D 14 03           STA  $314    ;STORE LO BYTE OF INTERRUPT VECTOR
40:     0342 A9 03              LDA  #$03    ;LOAD HI BYTE OF ROUTINE IN LINE 80
50:     0344 8D 15 03           STA  $315    ;STORE HI BYTE OF INTERRUPT VECTOR
60:     0347 58                 CLI          ;REENABLE INTERRUPT
70:     0348 60                 RTS          ;RETURN
80:     0349 A5 CB              LDA  203     ;LOAD CURRENT KEY PRESSED
90:     034B 8D 00 04           STA  $0400   ;STORE IT ON THE SCREEN
95:     034E A9 01              LDA  #1
97:     0350 8D 00 D8           STA  $D800   ;SET COLOR TO WHITE
1000:   0353 4C 31 EA           JMP  $EA31

C*
     PC  IRQ  SR AC XR YR SP
.;  B780 E455 2C 34 3A 9D FA
.
.:  033C 78 A9 49 8D 14 03 A9 03
.:  0344 8D 15 03 58 60 A5 CB 8D
.:  034C 00 04 A9 01 8D 00 D8 4C
.:  0354 31 EA 49 56 2E 34 2E 30
```

SJB DISTRIBUTORS. THE MOST COMPETITIVE PRICES ON COMMODORE.

commodore

NEW COMMODORE PRODUCTS

The Executive 64	Call
CBM C128-80	$ 795
CBM BX700	2990
B Series Software	Call
CBM 1520 Plotter	169
CBM 1526 Printer	349

SOFTWARE FOR CBM 64

BUSINESS

Word Processing (WordPro 3+)	$ 69
Quick Brown Fox	56
Writers Assistant	99
Spell Master	75
Calc Result	125
Busicalc II	95
Spread Sheet Assistant	99
Data Manager	70
M File (merge with WordPro)	89
Info Mast	139
64 Mailing List	28
The Manager	50
Home Accountant (continental)	75
Finance Assistant	45
Stock (investment analysis)	80
Agricultural Management	Call
General Ledger, A/R, A/P, P/R, Inv	Call

RECREATION

Assembler Package (cassette or disk, compiled, includes editor, loader, disassembler)	39
Sprite Master (access)	30
Neutral Zone (access)	35
Space Belt	19
Pet Emulator	30
Coco II (build your own games)	40
Vic Tree (programmers utilities)	75
Micro-Term (save to printer,disk)	39
Hesmon	35
Synthesound	45
Gothmogs Lair	30
Road Toad	15
Commodore Games	Call

INTERFACES & ACCESSORIES

80 Column Expander	$159
VIC 1600 Modem	95
VIC 1650 (auto answer, auto dial)	150
VIC 1525 Graphic Printer	225
VIC 1530 Datasette Recorder	65
VIC 1541 Disk Drive	249
VIC Switch (connect 8 64's or Vics to printer, dd)	149
PET-IEEE cable	33
IEEE-IEEE cable (2m)	49
Parallel Interface (Epson, Okidata, IDS, NEC)	70
Programmers Reference Guide	18
Verbatim Diskettes (10 per box)	26
Hes Modem	75
ADA 1450	149
ADA 1800 (new)	129
Numeric Keypad	65

VIC PRODUCTS & ACCESSORIES

8K RAM Memory Expansion Cartridge	$ 40
16K RAM	70
24K RAM	105
VIC 3 Slot Expander	27
VIC 6 Slot Expander	70
Cassette Interface	30
Gorf (64 also)	30
Omega Race	30
Arcade Joystick - Heavy duty w/2 firing buttons! Great for the VIC or 64	25
Auto Clock	125

MONITORS - GREAT RESOLUTION (64 OR VIC)

CBM 1701 Color Monitor	$ 249
Amdek Color Plus	299
Panasonic TR-120 (w/speaker)	155
Panasonic CT-160	279
BMC (green screen)	95
Transtar 20 (high resolution green phosphor)	129
Video/Audio Cable	15

PRINTERS - LETTER QUALITY

CBM 6400, 40 cps	$1450
Diablo 620, 25 cps	949
Transtar 140 (serial)	1395
Transtar 130, 16 cps (auto load, wp features!)	769
NEC 3500 Series	1600
NEC 7700 Series	2350

PRINTERS - DOT MATRIX

CBM 8023, 150 cps/graphics	$ 545
CBM 4023 Printer	395
Epson FX Printer, 160 cps	549
Epson MX-80 FT w/graftrax	Call
Epson FX-100	859
Okidata 82A, 120 cps (serial and parallel)	429
NEC 8023A (parallel)	429
Okidata 92	559
Star Gemini, 10	329
Star Gemini, 15	499
Transtar 315 (hi-res, color)	575

COMMODORE BUSINESS SERIES

SuperPet (5 languages, 2 processors)	$1059
CBM 8032 Computer, 80 Column	595
CBM Memory Expansion, 64K	259
CBM 8050, 1 mg. Dual Drive	995
CBM 8250, 2 mg. Dual Drive	1295
CBM D9060, 5 mg. Hard Disk	1995
CBM D9090, 7.5 mg. Hard Disk	2250
CBM 2031, 170K Single Drive (New)	395
DC Hayes Smart Modem	220

BUSINESS SOFTWARE-8032

WordPro 4+ or 5+	$ 309
InfoPro	219
Administrator	489
VisiCalc (expanded)	199
BPI A/R, G/L, Job Cost, Inventory, Payroll	ea.325

MasterCard, Visa, Money Order, Bank Check

COD (add $5) accepted.
Add 3% surcharge for credit cards.
In stock items shipped within 48 hours.
F.O.B, Dallas, Texas
All products shipped with manufacturer's warranty.
Prices are subject to change without notice.

TO ORDER
CALL TOLL FREE
800-527-4893
800-442-1048
(Within Texas)
Business Hours
Mon.- Fri. 8 to 6, Sat. 10-2

Write for free catalog.

GAME OF THE MONTH

Adventu-Writer (make your own adventure games) Join the Adventu-Writer Club	$ 49

PRODUCT OF THE MONTH

INTERPOD (intelligent IEEE RS232, serial interface for VIC or C64)	$ 179



SJB DISTRIBUTORS INC.
10520 Plano Road, Suite 206
Dallas, Texas 75238
(214) 343-1328

Cracking The Kernal

Peter Marcotty

What is the 64 Kernal? How is it available and how do you use it? This article answers these questions and summarizes each of the Kernal's routines – a real machine language programmer's aid.

What if you want to write a machine language (ML) program for the Commodore 64 that uses the disk drive? Or what if you would like to have your ML program print out to the printer? Where do you begin?

First of all, when you're writing ML programs, it is often helpful to use the routines that are already part of the computer's operating system. But sometimes these routines are buried in ROM among countless other things and they can seem impossible to find. For Commodore 64 users, the Kernal simplifies the search. The Kernal *is* the 64 operating system and contains a collection of extremely useful subroutines that are often quite easy to use.

The wonderful thing about these routines is the incredibly simple way to communicate with them and the powerful results of such brief programming. Often all that is necessary to utilize the subroutine is to load the accumulator (LDA) with one number. Occasionally, a routine will call for another preparatory subroutine to be called first, but these setup routines are just as easy to use.

Using the Kernal involves just these three simple steps: 1) setting up, 2) calling the routine, and 3) handling any errors.

User Callable Kernal Routines

Name	Address Hex	Address Decimal	Function
ACPTR	$FFA5	65445	Input byte from serial port.
CHKIN	$FFC6	65478	Open channel for input.
CHKOUT	$FFC9	65481	Open channel for output.
CHRIN	$FFCF	65487	Input character from channel.
CHROUT	$FFD2	65490	Output character to channel.
CIOUT	$FFA8	65448	Output byte to serial port.
CINT	$FF81	65409	Initialize screen editor.
CLALL	$FFE7	65511	Close all channels and files.
CLOSE	$FFC3	65475	Close a specified logical file.
CLRCHN	$FFCC	65484	Close input and output channels.
GETIN	$FFE4	65508	Get character from keyboard buffer.
IOBASE	$FFF3	65523	Return base address of I/O devices.
IOINIT	$FF84	65412	Initialize input/output.
LISTEN	$FFB1	65457	Command devices on serial bus to LISTEN.
LOAD	$FFD5	65493	Load RAM from a device.
MEMBOT	$FF9C	65436	Read/set bottom of memory.
MEMTOP	$FF99	65433	Read/set top of memory.
OPEN	$FFC0	65472	Open a logical file.
PLOT	$FFF0	65520	Read/set X,Y cursor position.
RAMTAS	$FF87	65415	Initialize RAM, reset tape buffer.
RDTIM	$FFDE	65502	Read realtime clock.
READST	$FFB7	65463	Read I/O status word.
RESTOR	$FF8A	65418	Restore I/O default vectors.
SAVE	$FFD8	65496	Save RAM to device.
SCNKEY	$FF9F	65439	Scan keyboard.
SCREEN	$FFED	65517	Return X,Y organization of screen.
SECOND	$FF93	65427	Send secondary address after LISTEN.
SETLFS	$FFBA	65466	Set logical, first, and second address.
SETMSG	$FF90	65424	Control Kernal messages.
SETNAM	$FFBD	65469	Set filename.
SETTIM	$FFDB	65499	Set realtime clock.
SETTMO	$FFA2	65442	Set time-out on serial bus.
STOP	$FFE1	65505	Check for STOP key.
TALK	$FFB4	65460	Command serial bus device to TALK.
TKSA	$FF96	65430	Send secondary address after TALK.
UDTIM	$FFEA	65514	Increment realtime clock.
UNLSN	$FFAE	65454	Command serial bus to UNLISTEN.
UNTLK	$FFAB	65451	Command serial bus to UNTALK.
VECTOR	$FF8D	65421	Read/set vectored I/O.

Here is a brief summary of each routine with examples:

ACPTR is used to get data off the serial bus. TALK and TKSA must be called first.

```
; Get a byte from the serial bus.
JSR  ACPTR
STA $0800
;This example only shows the end result; call TALK
   and TKSA first.
```

Cassettes are slow...

If you own a Commodore 64™ or VIC 20™ computer, you already know how long it can take to load or save a program. How much time are you wasting just waiting for READY to appear on the screen? Probably a lot, and that's why you need

THE SIGNAL™ from ZAXIS.

THE SIGNAL automatically keeps track of cassette operations and signals you with a pleasant "beep" when both a program header is found and when a Load or Save is completed. You no longer need to stare at the screen for what seems like endless minutes—instead you can go on to other work and when you hear THE SIGNAL, you know that things are READY. THE SIGNAL also provides a reassuring power-on beep, and can be activated under program control.



$29.95

THE SIGNAL plugs right into the back of your VIC 20 or Commodore 64 computer, and your cassette cable plugs into THE SIGNAL. That's all it takes to start making your computer operations more efficient. After you've used THE SIGNAL, you won't know how you got along without it!

THE SIGNAL is available from your favorite computer dealer, or order direct: $29.95 plus $3.00 for UPS shipping and handling (CA residents add 6.5% sales tax). We accept VISA, MasterCard, check or money order. Do not send cash. Sorry, no CODs. *Dealer Inquiries Welcome*

Commodore 64 and VIC 20 are trademarks of Commodore Business Machines, Inc.

ZAXIS™
P.O. Box 666
San Carlos, CA 94070
(415) 592-4334

Commodore 64™ -VIC-20™
software from
ADVANCED ARCADEWARE



4 Game Pak

HEAD ON	A daring and dangerous death race.
ALIEN INVASION	4 players. Creatures descend.
ATOMIC MAN	Super hero rescues a city.
SERPENTS	2 players. Snakes entangle each other.

suggested list price $59.95

NOW $29.99

Specify Commodore 64 or VIC-20, Disk-Pak or Cassette Pak
To order: Mail address along with check or money order to:

ADVANCED ARCADEWARE
P.O. Box 845
Thomasville, NC 27360
(919) 431-3231

Add $2.00 for shipping
Allow 2 weeks for delivery

Accounts Payable & Receivable Program

Business or Home owner, keep track of your accounts payable and receivables

- 300 entries per disk
- 75 entries per cassette
- Printer option
- Automatic Sort

Requires 8K or 16K Expander

Disk - $35.95
Cassette - $29.95

COMPU SENSE

TO ORDER:
P.O. BOX 768
WICHITA, KS 67201
(316) 263-1095

AMERICAN EXPRESS® VISA MasterCard

Handling charges $3.00
C.O.D. (Add $2.00)
Personal checks allow 3 week delivery
VIC-20® is a registered trademark of Commodore
Prices subject to change

"SMART TERMINAL"
TELECOMPUTING POWER FOR VIC - 20 COMMODORE 64

"Smart-Term" does more than convert your VIC or 64 to a null terminal, it gives you features other programs don't offer, such as:

- — A PET to ascii conversion test mode
- — Transmits all ascii control characters
- — Transmits 122 ascii codes
- — Receives 92 ascii codes
- — Has repeat key feature
- — Allows you to enter and save four permanent messages (up to 80 characters each) for one key, transmission of code, password, names, messages, etc.
- — Easy to read, smooth scrolling characters
- — Fully menu driven for reliability and ease of use
- — Transmits and receives in seperate character colors (selectable)
- — Many other features

One of the best telecommunications programs available, "Smart-Term" converts your VIC or 64 into a *SMART TERMINAL*. Requires minimum 3K expansion.

TO ORDER: Specify VIC-20 or 64;
TAPE: $16.95 or
DISK: $18.95
(u.s. funds) + $1.50 P&H

TO ORDER SEND CHECK OR MONEY ORDER. CHECK NEED THREE WEEKS TO CLEAR. NO C.O.D.'s TO U.S. CANADIAN ORDERS ADD 25% FOR CDN. FUNDS.

BYTE — RYTE
P.O. BOX 205, STATION CART.
MONTREAL, QUEBEC
H4K 2J5 CANADA

DEALER INQUIRIES INVITED

VIC-20 and Commodore 64 are registered trademarks of Commodore Business Machines Inc.

64K MEMORY
FOR THE *VIC 20?
YES, IT'S HERE!

LETCO

ANNOUNCES

THE 64KV MEMORY EXPANSION MODULE W/24K OF NORMAL EXPANSION + 40K ADD'L FOR PROGRAM OR DATA STORAGE. THIS 40K IS PAGED IN OR OUT IN 8K BLOCKS WITH A SINGLE POKE INSTR. THE 64KV USES STATE OF THE ART DYNAMIC RAMS WITH TRANSPARENT REFRESH. ALL 8K BLOCKS ARE SWITCH SELECTABLE AND THE ENTIRE UNIT DRAWS ONLY 250 MA. PLUGS DIRECTLY INTO EXP PORT. ALL THIS AT A PRICE YOU CAN AFFORD

ONLY $179.95

(SHIPPING AND HANDLING INCLUDED)

90 DAY LIMITED WARRANTY

OHIO RESIDENTS ADD SALES TAX

LETCO
7310 WELLS RD.
PLAIN CITY, OH. 43064 DEPT. CM
1-614-873-4410

NAME _____

ADDRESS _____

CITY, STATE _____

ZIP CODE _____

WE ACCEPT VISA OR MASTERCARD. PLEASE: INCLUDE CARD NO. EXP. DATE AND SIGN

*VIC 20 IS A REG. TM. OF C.B.M. INC.

CHKIN is used to define any OPENed file as an input file. OPEN must be called first.

```
; Define logical file #2 as an input channel.
LDX #2
JSR CHKIN
; The X register designates which file #.
```

CHKOUT. Just like CHKIN, but it defines the file for output. OPEN must be called first.

```
; Define logical file #4 as an output file.
LDX #4
JSR CHKOUT
; Once again the X register defines the file #.
```

CHRIN will get a character from the current input device. Calling OPEN and CHKIN can change the input device.

```
; Store a typed string to the screen.
      LDY #$00
LOOP  JSR CHRIN
      STA $0800,Y
      INY
      CMP #$0D
      BNE LOOP
      RTS
; This example is like an INPUT statement. Try
  running it.
```

CHROUT. Load the accumulator with your number and call. OPEN and CHKOUT will change the output device.

```
; Duplicate the command of CMD 4:PRINT "A";
LDX #4
JSR CHKOUT
LDA #'A
JSR CHROUT
RTS
; The letter A is printed to the screen; call OPEN first
for the printer.
```

CIOUT will send data to the serial bus. LISTEN and SECOND must be called first. Call UNLSN to finish up neatly.

```
; Send the letter X to the serial bus.
LDA #'X
JSR CIOUT
RTS
; The accumulator is used to transfer the data.
```

CINT resets the 6567 video controller chip and the screen editor.

```
; Reset the 6567 chip and the 6566 VIC chip.
JSR CINT
RTS
; Basically, just like pressing the STOP and RESTORE
  keys.
```

CLALL really does what its name implies – it closes all files and resets all channels.

```
; Close all files.
JSR CLALL
RTS
; The CLRCHN routine is called automatically.
```

CLOSE. This routine will CLOSE any logical file that has been OPENed.

```
Close logical file #2.
LDA #2
JSR CLOSE
; The accumulator designates the file #.
```

CLRCHN resets all channels and I/O registers – the input to keyboard and the output to screen.

```
; Restore default values to I/O devices.
JSR CLRCHN
RTS
; The accumulator and the X register are altered.
```

GETIN will get one piece of data from the input device. OPEN and CHKIN can be used to change the input device.

```
  ; Wait for a key to be pressed.
WAIT JSR GETIN
     CMP #0
     BEQ WAIT
  ; If the serial bus is used, then all registers are altered.
```

IOBASE returns the low and high bytes of the starting address of the I/O devices in the X and Y registers.

```
; Set the Data Direction Register of the user port to 0
  (input).
JSR IOBASE
STX POINT
STY POINT+1
LDY #2
LDA #0
STA (POINT),Y
; POINT is a zero-page address used to access the DDR
  indirectly.
```

IOINIT initializes all I/O devices and routines. It is part of the system's powering-up routine.

```
; Initialize all I/O devices.
JSR IOINIT
RTS
; All registers are altered.
```

LISTEN will command any device on the serial bus to receive data.

```
; Command device #8 to listen.
LDA #8
JSR
LISTEN
; The accumulator designates the device #.
```

LOAD. The computer will perform either the LOAD or the VERIFY command. If the accumulator is a 1, then LOAD; if 0, then verify.

```
; Load a program into memory.
LDA #$08
LDX #$02
LDY #$00
JSR SETLFS
LDA #$04
LDX #L,NAME
LDY #H,NAME
JSR SETNAM
LDA #$00
LDY #$20
JSR LOAD
RTS
```

SimplexSoft Ltd.

SimplexSoft PROGRAMS REQUIRE NO KNOWLEDGE OF COMPUTER LANGUAGE. NO COMPLICATED INSTRUCTIONS-ALL CAN BE WORKING FOR YOU IN HOURS.

NEW **"FINANCIAL ACCOUNTING & PLANNING SYSTEM"**
for small business, professional & personal use
COMMODORE 64™ Disk or Tape

Total cash flow—net worth—total tax records in proper categories for tax time—handles multi checking accounts—time saving triple category entry system—automatically figures quantity/unit price=total (Examples: hours/$ per hour=total—bushels/$ per bushel=total—sq. feet/$ per sq. ft.=total—sale price/commission rate=total) account receivable and payable records—inventory records—figures depreciation on property & eq.—machine language speed—can be used for analyzing and planning business & personal money matters.

PROGRAM WILL: Record—Store—Retrieve—Review—Edit—Print—Total (add & subject) ALL INCOME & EXPENSE DATA ENTRIES BY SINGLE OR MULTI CATEGORIES AND BY ANY DATE SPREAD REQUESTED. NOT limited by pre—assigned categories. You assign—thousands available. Printer not required.

IDEAL FOR: Multi—income families, apartments, farmers, insurance & real estate agencies, small contractors, multi—line sales reps., small retailers, etc.

COMMODORE 64 Disk or Cassette Tape **$39.95**

"FINANCIAL RECORD SYSTEM"
for Vic 20™—Commodore 64 Disk or Tape

The easiest software program available to Record—Store—Retrieve—Review—Edit—Print—Total all INCOME sources and EXPENSE items for a complete financial record with all entries in proper categories to make tax time only a matter of hours. Has separate INCOME & EXPENSE programs to prevent mixup. You assign categories to fit your needs—thousands available. Printer not required.

Vic 20 (reg. 16k memory) COMMODORE 64 **$29.95**
2 Cassette Tape system or Disk

For Real Estate & Property Investment Agents
"REAL ESTATE ANALYSIS"

A complete property investment analysis program. Output to printer or screen and analysis report can be saved on disk or tape.

COMMODORE 64 Disk or Cassette Tape **$24.95**

For Insurance Agents or Estate Planners
"ESTATE ANALYSIS"

For evaluating individual or family assets in estate planning.

COMMODORE 64 Disk or Cassette Tape **$24.95**

"LOAN AMORTIZATION" program & "DEPRECIATION" program
COMMODORE 64 Both programs on one Disk or Tape **$24.95**

Specify cassette tape or disk and computer model. Add $2.00 for mailing— Send check or money order to:

SimplexSoft, Ltd.
617 N. Property Lane
Marion, Iowa 52302

VIC 20 and Commodore 64 are trademarks of Commodore Electronics Ltd.

VIC-20 and Commodore 64

IF YOU OWN A COMMODORE VIC 20/64 AND YOU WANT TO:
..... TEACH YOUR CHILDREN MATHEMATICS,
..... IMPROVE YOUR CHILD'S MATH SKILLS,
YOU SHOULD GET THE EDUCATIONAL GAMES FROM PETAND SOFT.
IT IS EASY TO LEARN, FUN AND ENJOYABLE. YOUR CHILDREN
WILL SPEND HOURS AND HOURS LEARNING AND PLAYING WITH IT.
IF YOU BUY THREE TAPES MATH-0 TO MATH-2, PETAND SOFT.
WILL SEND YOU OTHER THREE TAPES FREE OF CHARGE.
DO NOT MISS THIS SPECIAL OFFER FROM A LEADING EDUCATIONAL
SOFTWARE COMPANY.

MATH-0 (COUNTING)	
MATH-1 (ADD/SUB)	INTRODUCTION
MATH-2 (ADD/SUB)	INTERMEDIATE
MATH-3 (ADD/SUB)	ADVANCE
MATH-4 (FRACTION/ROOT)	
MATH-1X (MUL/DIV)	INTRODUCTION
MATH-2X (MUL/DIV)	INTERMEDIATE
MATH-3X (MUL/DIV)	ADVANCE

* PRICE $10.95 EACH

UNEXPANDED VIC 20
NO JOYSTICK REQUIRED

PETAND
P.O. BOX 156
YORBA LINDA, CA.92686

VIC 20 IS REGISTERED TRADEMARK OF COMMODORE ELECTRONICS,LTD

C-64/VIC 20/PET/CBM OWNERS

ROADTOAD - Hop your toad across 5 lanes of traffic, avoid deadly snakes, and dodge the dreaded toad-eaters. Cross a raging river full of logs, turtles, alligators, and park your toad in the safety of a harbor. Each time you park 5 toads, you enter a tougher level where the action is faster and the toad-eaters are more numerous. ROADTOAD is written in machine language and uses high resolution graphics. The sound effects are excellent and you can use a joystick or the keyboard to control your toad.

CASS/5K/VIC 20/C-64 ..... **(Includes Shipping/Handling) $19.95**
[CALIF. RES. ADD 6% SALES TAX]

CHICKEN CHASE - Help your hapless hen avoid hungry chicken hawks, sneaky coyotes, and fiendish zompys. If your chicken gets into trouble, "hyper-hen" to a new spot on the maze. If your chicken travels the entire maze, you advance to the next level where the action is faster and the predators more numerous. Hi-res graphics, great sounds, and machine language help make CHICKEN CHASE a hilarious fun-filled game for the whole family.

CASS/5K/VIC-20/C-64 ..... **(Includes Shipping/Handling) $19.95**
[CALIF. RES. ADD 6% SALES TAX]

Write For FREE Catalog

NIBBLES & BITS, INC.
P.O. BOX 2044
ORCUTT, CA 93455

Write For FREE Catalog

---

low, low prices!

awesome!

big selection!

call us for low prices on Apple, Atari, TRS-80, IBM and Timex/Sinclair software!

COMMODORE 64

Dome Business System (D)	$44.95
Home Accountant (D)	56.95
Temple of Apshai (D)	29.95
Upper Reaches of Apshai (D)	14.95
Curse of Ra (D)	14.95
Jumpman (D) (GREAT!!)	29.95
Coco (D)	37.95
Gridrunner (C)	29.95
HES Writer 64	37.95
Turtle Graphics II (C)	44.95
HES Mon (C)	29.95
Frogger (T/D) (Great!!!)	27.95
New Jawbreaker (D)	23.95
Benji Space Rescue (D combo)	35.95
Tombs (T)	21.95
Word Pro 3 Plus (D) (Great)	71.95
Choplifter	Call us!
Writer's Assistant (D)	106.25
Filing Assistant (D)	106.25
Spread Sheet Assistant (D)	106.25
Personal Finance Assist (D)	50.95
Fast Eddie (D)	26.25
Zaxxon (D)	29.95
Witness (D)	39.95
Turmoil (D)	26.25
Squish'M (D)	26.25
Snake Byte (D)	26.25
Type Attack (D)	29.95
Way Out (D)	26.25
Critical Mass (D)	26.25
Blade of Blackpoole (D)	26.25
Kinder Comp (D) (Children)	25.95
Facemaker (D) (Children)	29.95
Hey Diddle Diddle (D)	25.95
Fort Apocalypse (D/T)	26.25
Survivor (D/T)	26.95
Touch Typing Tutor (T)	14.95
Touch Typing Tutor (D)	$18.95
Robbers of the Lost Tomb (T/D)	18.95
Data Manager (T/D)	18.95
Adventure Pack I or II (T)	14.95
Grave Robbers (T)	14.95
Trek (T)	12.95
Annihilator (T)	16.95
Kongo Kong (T)	18.95
HES Modem	67.95

VIC-20

Apple Panic (C)	$29.95
Choplifter (C)	29.95
Astroblitz (C)	29.95
Trashman (C)	29.95
Black Hole (C)	29.95
Household Finance (T)	21.95
Rat Hotel (C)	29.95
Pipes (C)	29.95
Home/Office (T)	21.95
Sword of Fargoal (T) (Expanded)	21.95
Rescue at Rigel (T) (Expanded)	21.95
HES Mon (C)	29.95
HES Writer (WP) (C)	29.95
Agressor (C)	29.95
Synthesound (C)	44.95
Shamus (C)	29.95
Robot Panic (C)	29.95
Pirate's Peril (C)	29.95
Gridrunner (C)	29.95
Turtle Graphics (C)	29.95
Vic Forth (C)	44.95
Deadly Duck (C)	27.95
Fast Eddie (C)	29.95
Turmoil (C)	29.95
Type Attack (C)	29.95
Astro Patrol (T)	14.95
River Rescue (C)	31.95
Mutant Herd (C)	31.95
Fourth Encounter	31.95
Submarine Commander (C)	31.95
Grave Robbers (T)	11.95
Kongo Kong (T)	14.95
Nite Rider (T)	9.95
Trek (T)	12.95
HES Modem	67.95

To Order: Send certified checks, money orders, or use your Master Card or Visa and call **800-343-8019.** From inside New Hampshire call **603-542-6175.** Personal or company checks require two to three weeks to clear. All prices are subject to change without notice. Please include $2.00 per package (1-100 pcs.) for postage and handling. Canada $5.00 P&H. Other countries include 10% for P&H. For C.O.D. $3.63 shipping and handling. Hours: Monday thru Saturday -8:00 to 10:00 Eastern Time.

UNIVERSAL SOFTWARE
The Best Software for Less
P. O. Box 955
Claremont, N.H. 03743

CALL NOW • 1-800-343-8016 • TOLL FREE

```
NAME .BY 'FILE'
; Program 'FILE' will be loaded into memory starting at
  8192 decimal, X being the low byte and Y being the
  high byte for the load.
```

MEMBOT. If the carry bit is set, then the low byte and the high byte of RAM are returned in the X and Y registers. If the carry bit is clear, the bottom of RAM is set to the X and Y registers.

```
; Move bottom of memory up one page.
SEC
JSR   MEMBOT
INY
CLC
JSR   MEMBOT
RTS
; The accumulator is left alone.
```

MEMTOP. Same principle as MEMBOT, except the top of RAM is affected.

```
; Protect 1K of memory from BASIC.
SEC
JSR   MEMTOP
DEY
CLC
JSR   MEMTOP
; The accumulator is left alone.
```

OPEN. After SETLFS and SETNAM have been called, you can OPEN a logical file.

```
; Duplicate the command OPEN 15,8,15,'I/O'
LDA  #3
LDX  #L,NAME
LDY  #H,NAME
JSR  SETNAM
LDA  #15
LDX  #8
LDY  #15
JSR  SETLFS
JSR  OPEN
RTS
NAME .BY 'I/O'
; OPEN opens the current name file with the current LFS.
```

PLOT. If the carry bit of the accumulator is set, then the cursor X,Y is returned in the Y and X registers. If the carry bit is clear, then the cursor is moved to X,Y as determined by the Y and X registers.

```
; Move cursor to row 12, column 20 (12,20).
LDX  #12
LDY  #20
CLC
JSR  PLOT
; The cursor is now in the middle of the screen.
```

RAMTAS is used to test RAM, reset the top and bottom of memory pointers, clear $0000 to $0101 and $0200 to $03FF, and set the screen memory to $0400.

```
; Do RAM test.
JSR  RAMTAS
RTS
; All registers are altered.
```

RDTIM. Locations 160-162 are transferred, in order, to the Y and X registers and the accumulator.

```
; Store system clock to screen.
JSR  RDTIM
STA  1026
STX  1025
STY  1024
; The system clock can be translated as hours/minutes/
  seconds.
```

READST. When called, READST returns the status of the I/O devices. Any error code can be translated as operator error.

```
; Check for read error.
JSR  READST
CMP  #16
BEQ  ERROR
; In this case, if the accumulator is 16, a read error
  occurred.
```

SCREEN returns the number of columns and rows the screen has in the X and Y registers.

```
; Determine the screen size.
JSR  SCREEN
STX  MAXCOL
STY  MAXROW
RTS
; SCREEN allows further compatibility between the 64,
  the VIC-20, and future versions of the 64.
```

SECOND. After LISTEN has been called, a SECONDary address may be sent.

```
; Address device #8 with secondary address #15.
LDA  #8
JSR  LISTEN
LDA  #15
JSR  SECOND
; The accumulator designates the address number.
```

SETLFS stands for SET Logical address, File address, and Secondary address. After SETLFS is called, OPEN may be called.

```
; Set logical file #1, device #8, secondary address of 15.
LDA  #1
LDX  #8
LDY  #15
JSR  SETLFS
; If OPEN is called, the command will be OPEN 1,8,15.
```

SETMSG. Depending on the accumulator, either error messages, control messages, or neither is printed.

```
; Turn on control messages.
LDA  #$40
JSR  SETMSG
RTS
; A 128 is for error messages; a zero, for turning both
  off.
```

SETNAM. In order to access the OPEN, LOAD, or SAVE routines, SETNAM must be called first.

```
; SETNAM will prepare the disk drive for 'FILE#1'.
LDA  #6
LDX  #L,NAME
LDY  #H,NAME
JSR  SETNAM
NAME .BY 'FILE#1'
; Accumulator is file length, X is low byte, and Y is high
  byte.
```

Using The Kernal From BASIC

Charles Brannon, Program Editor

Surprisingly, the BASIC programmer will find little use for the Commodore 64's powerful Kernal structure. The Kernal is a collection of machine language modules. Kernal routines exist for OPENing files, reading or writing data, checking the keyboard, testing memory, and reading system variables. All these routines are easily available as BASIC commands, such as OPEN, PRINT, INPUT, GET, FRE(0), etc. You, as a BASIC programmer, have a wealth of such powerful and easy-to-use commands.

When you begin to work with machine language, however, you'll discover that there are no built-in "commands" in the 6502 microprocessor for doing all these tasks. The 6502 (the Commodore 64's 6510 processor is functionally identical) deals with very small tasks, no more complicated than the BASIC statement A=2, or POKE 100+X,3. That's why a library of ready-to-use routines such as the Kernal is so valuable.

However, you can replicate almost anything the Kernal does in BASIC. In fact, the BASIC interpreter, which lets you edit and run BASIC programs, is just a large machine language program that itself calls the same Kernal routines.

You can do almost everything machine language and the Kernal does in BASIC, assisted by POKE and PEEK, just more slowly (since BASIC has to be interpreted, command by command, instead of directly executed like machine language). Using the Kernal, it is easy to write very short machine language routines which do things faster and more efficiently than BASIC.

SETTIM is the opposite of RDTIM: it SETs the system clock instead of ReaDing it.

```
; Set system clock to 10 minutes = 3600 jiffies.
LDA  #0
LDX  #L,3600
LDY  #H,3600
JSR  SETTIM
; This allows very accurate timing for many things.
```

SETTMO is used only with an IEEE add-on card to access the serial bus.

```
; Disable time-outs on serial bus.
LDA  #0
JSR  SETTMO
; To enable time-outs, set the accumulator to a 128 and
  call SETTMO.
```

STOP will set the Z flag of the accumulator if the STOP key was pressed.

```
; Check for STOP key being pressed.
WAIT JSR  STOP
     BNE  WAIT
     RTS
; STOP must be called if the STOP key is to remain
  functional.
```

TALK. This routine will command a device on the serial bus to send data.

```
; Command device #8 to TALK.
LDA  #8
JSR  TALK
RTS
; The accumulator designates the file number.
```

TKSA is used to send a secondary address for a TALK device. TALK must be called first.

```
; Signal device #4 to talk with command #7.
LDA  #4
JSR  TALK
LDA  #7
JSR  TKSA
RTS
; This example will tell the printer to print in uppercase.
```

UDTIM. If you are using your own interrupt system, you can update the system clock by calling UDTIM.

```
; Update the system clock.
JSR  UDTIM
RTS
; It is useful to call UDTIM before calling STOP.
```

UNLSN commands all devices on the serial bus to stop receiving data.

```
; Command the serial bus to UNLiSteN.
JSR  UNLSN
RTS
; The serial bus can now be used for other things.
```

UNTLK. All devices previously set to TALK will stop sending data.

```
; Command serial bus to stop sending data.
JSR  UNTLK
RTS
; Sending UNTLK commands all talking devices to get
  off the serial bus.
```

VECTOR. If the carry bit of the accumulator is set, the start of a list of the current contents of the RAM vectors is returned in the X and Y registers. If the carry bit is clear, then the user list pointed to by the X and Y registers is transferred to the system RAM vectors.

```
; Change the input routines to new system.
SEC
JSR  VECTOR
LDA  #L,MYINP
STA  USER+10
LDA  #H,MYINP
```

```
    STA  USER+11
    LDX  #L,USER
    LDY  #H,USER
    CLC
    JSR  VECTOR
    RTS
USER .DE 26
```

; The new input list can start anywhere. USER is the location for temporary strings, and 35-36 is the utility pointer area.

Error Codes

If an error occurs during a Kernal routine, then the carry bit of the accumulator is set and the error code is returned in the accumulator.

Number	Meaning
0	Routine ended by the STOP key.
1	Too many files open.
2	File already open.
3	File not open.
4	File not found.
5	Device not present.
6	File is not an input file.
7	File is not an output file.
8	File name is missing.
9	Illegal device number.
240	Top-of-memory change RS-232 buffer allocation. ©

COMSTAR AIR* SHIPPING WITHIN 2 DAYS
SEND $1.00 FOR COMPLETE LIST

VIC-20

16K RAM	$59
CARDBOARD (3 SLOT EXP)	33
GX 100 PRINTER (80 COLUMN)	225
VIDEOPAK (40/80 COLUMNS) (WITH WORD PROC.)	89
VIC RABBIT (EASTERN HOUSE) (VIC OR 64)	35
HES MODEM (WITH SOFTWARE) (VIC OR 64)	69
HES MON ASSEMBLER (C) (VIC OR 64)	29
DUST COVER (VIC 64, 800, 400, 810, or 410)	7
QUICK BROWN FOX (C) (VIC OR 64)	54
SWORD OF FARGOAL (T) 21K	23

COM-64

WORDPRO 3 + (D)	69
VIDEOPAK 80 (80 COLUMN)	159
Z-80 VIDEOPAK (WITH CPM)	259
6502 PROF. DEV. SYSTEM (T)	23
VISICALC (D)	189
LASER STRIKE (D,T)	24
ELEMENTARY 64 (BOOK)	14
TOTL LABEL (T) (VIC OR 64)	20
JUMP MAN (D,T)	29
KINDERCOMP (D)	23
FORT APOCALYPSE (D,T)	26
ZORK I (D)	29
FROGGER (D,T)	26
ANNIHILATOR (T)	18
TEMPLE OF APSHAI (D)	29

ATARI

64K RAM (FOR 400)	109
48K RAM (FOR 400)	89
MONKEY WRENCH II	52
B KEY 400 (KEYBOARD)	45
ALIEN GROUP VOICE BOX (D) 40K	119
TECHNICAL NOTES	25
NEWPORT PROSTICK	23
MICROBITS MODEM	159
PRINTER INTERFACE	83
DE RE ATARI (BOOK)	18
VAL FORTH (D) 24K	45
STAR LEAGUE BASEBALL (D,T) 24K	25
MINER 2049ER (C)	33
STARBOWL FOOTBALL (D,T) 24K	23
ALOG PAGEWRITER (D) 32K	34

C = CARTRIDGE D = DISK T = CASSETTE * MOST ITEMS

COMSTAR
P.O. BOX 1730 GOLETA, CA 93116
(805) 964-4660

ORDERS ONLY: 800-558-8803
or send check or money order. VISA, MC add 3%. Shipping—$2 for software (call for hardware). Calif add 6% tax. COD add $2.50.

The First and Only System to Backup Diskettes Protected by Bad Sectoring without modification to your drive.



ATARI DISK BACKUP SYSTEM $49.95

Superclone is the *only* ATARI diskette copier system that lets you backup just about ANY 'copy protected' diskette. . . including those protected by 'bad sectoring.' Bad tracks and sectors are created *without* modifications to or adjustments of your hardware. Each backup diskette generated by Superclone functions *exactly like the original*. . .self-booting, etc. (In fact, we suggest that you use the backup and save the original.)

Superclone includes:

SCAN ANALYSIS - Map of diskette contents (Location of data, bad sectors, etc.)

FORMATTING/BAD SECTORING - Non-ATARI DOS formatting and bad track/sector creation.

BACKUP - Copies just about everything we can find. . . regardless of protection scheme.

Superclone is user-friendly and simple to use.

PIRATES TAKE NOTE: SUPERCLONE only allows two copies to be made of any specific diskette. . .Sorry!!!

SYSTEM REQUIREMENTS
Atari 400 or 800 Computer / 48K Memory
One Atari 810 Disk Drive / Printer Optional

Available at your computer store or direct from FRONTRUNNER. Include $2.00 ($5.00 Foreign Orders) for each system. DEALER INQUIRES ENCOURAGED.

FRONTRUNNER COMPUTER INDUSTRIES

TOLL FREE ORDER LINE:
(24 Hrs.) **1-800-648-4780**
In Nevada or for questions Call: (702) 786-4600
Personal checks allow 2-3 weeks to clear. M/C and VISA accepted. Include shipping.

316 California Avenue, Suite #712
Reno, Nevada 89509 - (702) 786-4600
*Others make claims. . .*SUPERCLONE *makes copies!!!*
ATARI is a Trademark of ATARI, Inc.



KB 400™ $89.95

Exact Atari™ keyboard layout — Full Year Warranty

New! Speed Blaster™ rapid fire joystick add on $12.95

16k ATR8000	$299.95	8" Drives	CALL
64k ATR8000 w/CP/M	$449.95	4-Connector Drive Cable	$35.00
OS/A+ 4.1	$ 49.95	2-Connector Drive Cable	$25.00
1—5¼" Tandon Drive	$249.95	8" Drive Adapter	$19.95
2—5¼" Tandon Drives	$449.95	Parallel or Serial Cable	$29.00

TELEPHONE
309/343-4114
Weekdays 9am-5pm
Saturday 9am-12pm
Central Time

SEND CHECK OR MONEY ORDER TO:
ATTO-SOFT
832 E. Third Street
Galesburg, Illinois 61401

PLEASE ADD:
$3.50 Postage & Handling
COD — $2.00 additional
Illinois Customers 5% Sales Tax
American Express Accepted

KB 400 & Speed Blaster are Trademarks of Atto-Soft
Atari is a Trademark of Atari, Inc.

Mastermaze Update For The Atari

David Butler

In the February 1983 issue of COMPUTE!, there was an excellent, multilevel maze game called "Mastermaze" by Kenneth S. Szajda. Here's a machine language routine for the Atari version that greatly speeds up the maze generator.

A game written in machine language can run far faster than a BASIC version. However, in the case of this "Mastermaze" update, the speed of the game is not affected, only the maze generator which starts things off.

Before you can even begin to play Mastermaze, your computer must generate from 1 to 32 levels of mazes. This process can take several minutes. By incorporating this new machine language routine, you should find that the maze generating part of the program runs more than ten times faster. Thirty-two levels can be generated in under 90 seconds.

To use this routine to update your version of Mastermaze, first LIST the original version of the program. Delete lines 50, 90, 100, 110, and 111. Then, substitute the lines in this new program listing where they appear in the original. Also add the new lines that did not appear in Mastermaze.

Adding An ML Maze Generator

```
8 DIM A$(37):SW=0
26 POKE 752,1:? "{CLEAR}":POSITION 4
   ,10:? "CONSTRUCTING MAZE...WAIT F
   OR START"
27 RESTORE 1000:FOR I=1536 TO 1690:R
   EAD A:POKE I,A:NEXT I:POKE 755,1
80 G=USR(1536,1675,A):GOSUB 500
1000 DATA 104,104,133,208,104,133,20
     7,104,133,204,104,133,203,173,1
     0,210,41,3,133,212
1010 DATA 133,213,24,10,168,165,203,
     113,207,133,205,165,204,200,113
     ,207,133,206,160,0
1020 DATA 177,205,201,128,208,40,165
     ,212,24,105,1,145,205,105,3,10,
     168,165,203,113
1030 DATA 207,133,203,200,165,204,11
     3,207,133,204,169,0,168,145,203
     ,165,205,133,203,165
1040 DATA 206,133,204,24,144,183,230
     ,212,165,212,41,3,133,212,197,2
     13,208,180,160,0
1050 DATA 177,203,133,212,152,145,20
     3,169,251,24,101,212,176,24,198
     ,212,165,212,24,10
1060 DATA 168,56,165,203,241,207,133
     ,203,200,165,204,241,207,133,20
     4,24,144,131,96,2
1070 DATA 0,176,255,254,255,80,0,1,0
     ,216,255,255,255,40,0
```


$39.95 DATA BASE!

INTRODUCING... SDB 64 FOR THE COMMODORE 64

SDB 64-A must for *your* 64!
SDB 64-User defined printouts!
SDB 64-Menu driven & easy to use!
SDB 64-Perfect for personal filing needs!
SDB 64-Fast sorts by any field & alphabetises!
SDB 64-Makes it easy to write compatible programs!
SDB 64-File & retrieve names, addresses, hobbies, etc.!
Easy to follow instructions-perfect for new comer data base!

SDB 64 (Disk) $39.95 ($1.50 P&H)

Simpleware
129 Wildbriar Rd., Rochester, NY 14623
716-334-9541 or 716-334-7406

ATARI SOFT FINDER 1.2 ATARI

2¼ YEAR COMPOSIT INDEX TO ATARI RELATED ARTICLES IN FIVE POPULAR PERIODICALS

ACE Newsletter - Eugene, OR
A.N.A.L.O.G. COMPUTING
ANTIC (from March 82)
COMPUTE!
CREATIVE COMPUTING

★ Coverage through June 1983
★ Get maximum value from your periodicals and your ATARI
★ Entries for Articles include references to follow up corrections and improvements
★ Covers Hardware & Software for the ATARI 400, 800, 1200*

*ATARI 400, 800, 1200 are trade marks of Atari, Inc.

Only $6.00 (foreign $7.00) check or money order to

VALLEY SOFT
Dept. C1
2660 SW De Armond
Corvallis, OR 97333

COMPUTE! Back Issues

Here are some of the applications, tutorials, and games from available back issues of **COMPUTE!**. Each issue contains much, much more than there's space here to list, but here are some highlights:

May 1981: Named GOSUB/GOTO in Applesoft, Generating Lower Case Text on Apple II, Copy Atari Screens to the Printer, Disk Directory Printer for Atari, Realtime Clock on Atari, PET BASIC Delete Utility, PET Calculated Bar Graphs, Running 40 Column Programs on a CBM 8032.

June 1981: Computer Using Educators (CUE) on Software Pricing, Apple II Hires Character Generator, Ever- expanding Apple Power, Color Burst for Atari, Mixing Atari Graphics Modes 0 and 8, Relocating PET BASIC Programs, An Assembler In BASIC for PET, QuadraPET: Multitasking?

July 1981: Home Heating and Cooling, Animating Integer BASIC Lores Graphics, The Apple Hires Shape Writer, Adding a Voice Track to Atari Programs, Machine Language Atari Joystick Driver, Four Screen Utilities for the PET, Saving Machine Language Programs on PET Tape Headers, Commodore ROM Systems, The Voracious Butterfly on OSI.

August 1981: Minimize Code and Maximize Speed, Apple Disk Motor Control, A Cassette Tape Monitor for the Apple, Easy Reading of the Atari Joystick, Blockade Game for the Atari, Atari Sound Utility, The CBM "Fat 40," Keyword for PET, CBM/PET Loading, Chaining, and Overlaying.

October 1981: Automatic DATA Statements for CBM and Atari, VIC News, Undeletable Lines on Apple, PET, VIC, Budgeting on the Apple, Switching Cleanly from Text to Graphics on Apple, Atari Cassette Boot-tapes, Atari Variable Name Utility, Atari Program Library, Train your PET to Run VIC Programs, Interface a BSR Remote Control System to PET, A General Purpose BCD to Binary Routine, Converting to Fat-40 PET.

December 1981: Saving Fuel $$ (multiple computers: versions for Apple, PET, and Atari), Unscramble Game (multiple computers), Maze Generator (multiple computers), Animating Applesoft Graphics, A Simple Printer Interface for the Apple II, A Simple Atari Wordprocessor, Adding High Speed Vertical Positioning to Atari P/M Graphics, OSI Supercursor, A Look At SuperPET, Supermon for PET/CBM, PET Mine Maze Game.

January 1982: Invest (multiple computers), Developing a Business Algorithm (multiple computers), Apple Addresses, Lowercase with Unmodified Apple, Cryptogram Game for Atari, Superfont: Design Special Character Sets on Atari, PET Repairs for the Amateur, Micromon for PET, Self-modifying Programs in PET BASIC, Tinymon: a VIC Monitor, Vic Color Tips, VIC Memory Map, ZAP: A VIC Game.

May 1982: VIC Meteor Maze Game, Atari Disk Drive Speed Check, Modifying Apple's Floating Point BASIC, Fast Sort For PET/CBM, Extra Atari Colors Through Artifacting, Life Insurance Estimator (multiple computers), PET Screen Input, Getting The Most Out Of VIC's 5000 Bytes.

August 1982: The New Wave Of Personal Computers, Household Budget Manager (multiple computers), Word Games (multiple computers), Color Computer Home Energy Monitor, Intelligent Apple Filing Cabinet, Guess That Animal (multiple computers), PET/CBM Inner BASIC, VIC Communications, Keyprint Compendium, Animation With Atari, VIC Curiosities, Atari Substring Search, PET and VIC Electric Eraser.

September 1982: Apple and Atari and the Sounds of *TRON*, Commodore Automatic Disk Boot, VIC Joysticks, Three Atari GTIA Articles, Color Computer Graphics, The Apple Pilot Language, Sprites and Sound on the Commodore 64, Peripheral Vision Exerciser (multiple computers), Banish INPUT Statements (multiple computers), Charades (multiple computers), PET Pointer Sort, VIC Pause, Mapping Machine Language, Editing Atari BASIC With the Assembler Cartridge, Process Any Apple Disk File.

January 1983: Sound Synthesis And The Personal Computer, Juggler And Thunderbird Games (multiple computers), Music And Sound Programs (multiple computers), Writing Transportable BASIC, Home Energy Calculator (multiple computers), All About Commodore WAIT, Supermon64, Perfect Commodore INPUTs, Atari Autonumber, Copy VIC Disk Files, Commodore 64 Architecture.

February 1983: How The Pros Write Computer Games, 12 Joysticks Compared, Slalom (a game in 3-D for multiple computers), Super Shell Sort For PET, Atari SuperFont Plus, Creating Graphics On The VIC, Joysticks And Sprites On The 64, Bi-Directional VIC Scrolling, Commodore 64 Video: A Guided Tour, The Atari Cruncher, Easy Apple Editing, VIC Custom Characters For Games.

March 1983: An Introduction To Data Storage (multiple computers), Mass Memory Now And In The Future, Games: Closeout, Boggler, Fighter Aces, Letter And Number Play (all for multiple computers), VIC Music, Direct Atari Disk Access, TRS-80 Color Computer Data Base, Apple Subroutine Capture, PET Quickplot, TI Graphics Made Easy, VIC and Atari Memory Management.

April 1983: Selecting The Right Word Processor, Air Defense (multiple computers), Scriptor: An Atari Word Processor, Retirement Planner (multiple computers), TI-99 Match-Em, Dr. Video For Commodore, Atari Filefixer, Video 80: 80 Columns For The Atari, VICword, Magic Commodore BASIC.

May 1983: The New Low Cost Printer/Plotters, Jumping Jack (multiple computers), Deflector (multiple computers), VIC Kaleidoscope, Graphics on the Sinclair/Timex, Bootmaker For VIC, PET and 64, VICSTATION: A "Paperless Office," The Atari Musician, Apple Fast Sort, TI BASIC One-liners.

June 1983: How To Buy The Right Printer, The New, Low-cost Printers, Astrostorm (multiple computers), The Hawkmen Of Dindrin (multiple computers), MusicMaster For The Commodore 64, Commodore Data Searcher, Atari Player/Missile Graphics Simplified, TI Structured BASIC, UnNEW For The VIC and 64, Atari Fast Shuffle, VIC Contractor, Sinclair/Timex Screen Splitter.

Home and Educational COMPUTING! (Fall 1981 and Summer 1981 – count as one back issue): Exploring The Rainbow Machine, VIC As Super Calculator, Custom Characters, Alternate Screens, Automatic Line Numbers, Using The Joystick (Spacewar Game), Fast Tape Locater, Window, VIC Memory Map.

Back issues are $3 each or six for $15. Price includes freight in the US. Outside the US add $1 per magazine ordered for surface postage. $4 per magazine for air mail postage. All back issues subject to availability.

In the Continental US call
TOLL FREE 800-334-0868
(In NC Call 919-275-9809)

Or write to **COMPUTE!** Back Issues, P.O. Box 5406, Greensboro, NC 27403 USA. Prepayment required in US funds. MasterCard, Visa and American Express accepted. North Carolina Residents add 4% sales tax.

COMPUTE!'s Machine Language For Beginners

Author: Richard Mansfield
Price: $12.95
On Sale: Now

One of the most exciting moments in computing is when a beginner writes his or her first program which actually works... usually after hours of effort. A new world opens up.

But as beginners grow into intermediate programmers and become more fluent in BASIC, they realize the language's limitations – slow speed, and the lack of total control over the inner operations of the computer. They often develop an admiration for the fast, smoothly running machine language programs that mark commercial software. Unfortunately, too many people view machine language as mysterious and forbidding, and they are reluctant to tackle it themselves.

COMPUTE! Books' latest release, *Machine Language For Beginners*, by Richard Mansfield, introduces newcomers to the challenges of machine language with a unique approach. Aimed at people who understand BASIC, *Machine Language For Beginners* uses BASIC to explain how machine language works. A whole section of the book explains machine language in terms of equivalent BASIC commands. If you know how to do it in BASIC, you can see how it's done in machine language.

Machine Language For Beginners is a general tutorial for all users of computers with 6502 microprocessors – with examples for the Commodore 64, VIC-20, Atari 400/800/1200XL, Apple II, and PET/CBM. The numerous machine language programs will work on all these computers.

As a bonus, *Machine Language For Beginners* includes something that all fledgling machine language programmers will need to get started – an assembler. The "Simple Assembler," written in BASIC for the various computers, takes the tedium out of entering and assembling short machine language programs. The book even explains how to use the built-in machine language monitors on several of the computers. And it includes a disassembler program and several monitor extensions.

This book fills the need for a solid, but understandable, guide for personal computing enthusiasts. Mansfield is Senior Editor of **COMPUTE!**. His monthly column, "The Beginner's Page," has been one of **COMPUTE!**'s most popular features.

In the **COMPUTE!** tradition, *Machine Language For Beginners* has been written and edited to be straightforward, clear, and easily understood. It is spiral-bound to lie flat to make it easier to type in programs.

Table of Contents

Preface v
Introduction — Why Machine Language? vii
Chapter 1: How To Use This Book 1
Chapter 2: The Fundamentals 7
Chapter 3: The Monitor 23
Chapter 4: Addressing 37
Chapter 5: Arithmetic 53
Chapter 6: The Instruction Set 63
Chapter 7: Borrowing from BASIC 91
Chapter 8: Building A Program 97
Chapter 9: ML Equivalents Of BASIC Commands 121
Appendices
A: Instruction Set 149
B: Maps 167
C: Assembler Programs 223
D: Disassembler Programs 237
E: Number Charts 243
F: Monitor Extensions 253
G: The Wedge 335
Index 339

Available at computer dealers and bookstores nationwide. To order directly call TOLL FREE 800-334-0868. In North Carolina call 919-275-9809. Or send check or money order to **COMPUTE! Books**, P.O. Box 5406, Greensboro, NC 27403.

Add $2 shipping and handling. Outside the U.S. add $5 for air mail, $2 for surface mail. All orders prepaid, U.S. funds only

COMPUTE!'s First Book Of Atari Graphics

Authors: **COMPUTE!** Magazine editors and contributors
Price: $12.95
On Sale: Now

COMPUTE!, the leading magazine of home, educational, and recreational computing, has led the way for Atari owners since the computers were first introduced in 1979. **COMPUTE!** has published scores of articles on Atari graphics, and was the first to divulge many important details on such techniques as redefined characters, custom graphics modes, and player/missile graphics. But those articles are scattered across dozens of issues, many of which are scarce or out of print.

That's why the editors of **COMPUTE!** decided to gather the very best Atari graphics articles published over the past three years into *COMPUTE!'s First Book Of Atari Graphics*. From the fundamentals to advanced techniques, here are some of the most instructive articles ever published for the Atari.

But that's not all. *COMPUTE!'s First Book Of Atari Graphics* also presents articles never before published anywhere, and additional sections written especially for this book. These include "The Basics Of Atari Graphics," an introductory tutorial which prepares beginners for the rest of the book; "How To Design Custom Graphics Modes," which covers the fundamentals of mixing modes on a single screen; and "Introduction To Player/Missile Graphics," a guide to understanding one of the Atari's most advanced features, written by Bill Wilkinson, a **COMPUTE!** columnist and a creator of Atari BASIC and the Atari Disk Operating System.

Numerous other articles include "Designing Your Own Character Sets," a new and improved "SuperFont," "High Speed Animation With Character Graphics," "Animation And Player/Missile Graphics," "The Collision Registers," and "GRAPHICS 8 In Four Colors Using Artifacts." There's even a brand new article by Wilkinson, "The Priority Registers," which for the first time shows how to use player/missile graphics to create a *fifth* player.

In the **COMPUTE!** tradition, *Atari Graphics* is crisply written and edited to be useful to beginners and experts alike. And it's spiral-bound for easy access to its dozens of ready-to-type program listings.

v. Introduction . . . . . Robert C. Lock

1 Chapter One: Fundamentals Of Atari Graphics
3 The Basics Of Atari Graphics . . . . . Tom R. Halfhill
16 Using Strings For Graphics Storage . . . . . Michael Boom
20 Using The COLOR And LOCATE Instructions To Program Pong-Type Games . . . . . Michael A. Greenspan

23 Chapter Two: Customizing The Graphics Modes
25 How To Design Custom Graphics Modes . . . . . Craig Chamberlain
37 Put Graphics Modes 1 And 2 At The Bottom Of Your Screen . . . . . R. Alan Belke
41 Printing Characters In Mixed Graphics Modes . . . . . Craig Patchett
44 Add A Text Window To GRAPHICS 0 . . . . . Charles Brannon
46 Mixing Graphics Modes 0 And 8 . . . . . Douglas Crockford

51 Chapter Three: Redefining Character Sets
53 Designing Your Own Character Sets . . . . . Craig Patchett
62 SuperFont . . . . . Charles Brannon
77 Character Set Utilities . . . . . Fred Pinho

89 Chapter Four: Animation With Character Graphics
91 TextPlot . . . . . Charles Brannon
98 Using TextPlot For Animated Games . . . . . David Plotkin
108 High-Speed Animation With Character Graphics . . Charles Brannon

127 Chapter Five: Animation With Player/Missile Graphics
129 Introduction To Player/Missile Graphics . . . . . Bill Wilkinson
140 A Self-Modifying P/M Graphics Utility . . . . . Kenneth Grace, Jr.
154 Adding High-Speed Vertical Positioning To P/M Graphics . . . . . David H. Markley
164 P/M Graphics Made Easy . . . . . Tom Sak and Sid Meier
172 Animation And P/M Graphics . . . . . Tom Sak and Sid Meier
184 Extending Player/Missile Graphics . . . . . Eric Stoltman
188 The Collision Registers . . . . . Matt Giwer
192 The Priority Registers . . . . . Bill Wilkinson

201 Chapter Six: Advanced Graphics Techniques
203 GRAPHICS 8 In Four Colors Using Artifacts . . . . . David Diamond
208 Atari Video Graphics And The New GTIA, Part 1 . Craig Chamberlain
215 Atari Video Graphics And The New GTIA, Part 2 . Craig Chamberlain
224 Atari Video Graphics And The New GTIA, Part 3 . Craig Chamberlain
236 Protecting Memory For P/M And Character Sets . . . . . Fred Pinho
239 Screen Save Routine . . . . . Joseph Trem

245 Listing Conventions (Guide To Typing In Programs)
246 Index

Available at computer dealers and bookstores nationwide. To order directly call TOLL FREE 800-334-0868. In North Carolina call 919-275-9809. Or send check or money order to **COMPUTE! Books**, P.O. Box 5406, Greensboro, NC 27403.

Add $2 shipping and handling. Outside the U.S. add $5 for air mail, $2 for surface mail. All orders prepaid, U.S. funds only.

COMPUTE!'s Second Book Of Atari

After only three years on the market, the Atari 400/800 microcomputers have become among the most popular personal computers ever made. So it was no surprise when *COMPUTE!'s First Book of Atari*, a collection of the best Atari articles published during 1980-81 in **COMPUTE!** Magazine, also became a "bestseller" with Atari enthusiasts. The first printing sold out in just a few months.

That's why we've followed up with *COMPUTE!'s Second Book of Atari*. Available immediately, the *Second Book of Atari* continues **COMPUTE!**'s tradition for personal computer users.

But the *Second Book of Atari* differs from the *First Book* in one important respect – all the articles are totally new and previously unpublished. The *Second Book of Atari* includes such interesting articles as "Page Flipping," "Fun With Scrolling," "Perfect Pitch," "Player-Missile Drawing Editor," and "TextPlot Makes a Game." Whole chapters are devoted to subjects such as "Advanced Graphics and Game Utilities," "Programming Techniques," and "Beyond BASIC." With 250 pages – more than 25 percent thicker than the *First Book* at the same price – the *Second Book of Atari* is crammed with information and ready-to-type program listings. And the book is spiral-bound to lie flat and is fully indexed for quick reference.

Best of all, *COMPUTE!'s Second Book of Atari*, like **COMPUTE!** Magazine itself, is written and edited to appeal to all computer enthusiasts – beginners and experts alike. Priced at only $12.95.

iv Introduction . . . . . Robert Lock

1 Chapter One. Utilities.

2 Atari BASIC Joystick Routine . . . . . Kirk Gregg
5 Joystick Tester . . . . . Robert Rochon
7 Keyboard Input Or Controlled Escape . . . . . Brian Van Cleve
9 POKE TAB In BASIC . . . . . Lawrence R. Stark
11 The 49 Second Screen Dump . . . . . David Newcorn
15 Memory Test . . . . . Ed Stewart

21 Chapter Two. Programming Techniques.

23 Atari BASIC String Manipulation Tricks . . . . . David E. Carew
26 Using The Atari Forced Read Mode . . . . . Frank C. Jones
33 A Simple Screen Editor For Atari Data Files . . . . Lawrence R. Stark
36 Plotting Made Easy . . . . . John Scarborough
41 Graphics Generator . . . . . Matthias M. Giwer
44 Analyze Your Program – An Atari BASIC Utility . . . . . Fred Pinho
51 Inside Atari Microsoft BASIC: A First Look . . . . . Jim Butterfield

53 Chapter Three. Advanced Graphics And Games Utilities.

55 Player-Missile Drawing Editor . . . . . E. H. Foerster
67 Point-Set Graphics . . . . . Douglas Winsand
76 Page Flipping . . . . . Rick Williams
78 An Introduction To Display List Interrupts . . . . . Alan Watson
85 Extending Atari High Resolution Graphics . . . . . Phil Dunn
85 Part 1: The Polygon Fill Subroutine
92 Part 2: Textured Graphics
114 Part 3: Multi-colored Graphics In Mode 8
160 Textplot Makes A Game . . . . . David Plotkin
169 Fun With Scrolling . . . . . David Plotkin

183 Chapter Four. Applications.

185 A Simple Text Editor . . . . . Osvaldo Ramirez
194 The Atari Keyboard Speaks Out . . . . . Walter M. Lee
198 Atari Screen As Strip Chart Recorder . . . . . Helmut Schmidt
209 Fast Banner . . . . . Sol Guber
213 Perfect Pitch . . . . . Fred Coffey

219 Chapter Five. Beyond BASIC.

221 Put Your USR Code Into A BASIC Program Automatically . . F. T. Meiere
225 Back Up Your Machine Language Programs With BASIC . . Ed Stewart
229 Loading Binary DOS Files From BASIC . . . . . Robert E. Alleger
249 The Resident Disk Handler . . . . . Frank Kastenholz

248 Listing Conventions
249 Index

Available at computer dealers and bookstores nationwide. To order directly call TOLL FREE 800-334-0868. In North Carolina call 919-275-9809. Or send check or money order to **COMPUTE! Books**, P.O. Box 5406, Greensboro, NC 27403.

Add $2.00 shipping and handling. Outside the U.S., add $5.00 for air mail, $2.00 for surface mail. All orders prepaid, U.S. funds only.

COMPUTE!'s Programmer's Reference Guide to the TI-99/4A

Author: C. Regena
Price: $14.95
On Sale: Now

Just about the best way to learn how to program a computer is to sit down with a patient friend who already knows how, and ask questions while you experiment with the computer. Owners of the popular Texas Instruments home computer will find that C. Regena is that kind of friend, and *Programmer's Reference Guide to the TI-99/4A* is that kind of book.

Regena carefully explains every BASIC command and function, and all the techniques needed to program TI graphics, sound, and speech. It's hard to think of a question that she doesn't answer simply and clearly, with hints about ways to write programs that do exactly what you want.

The book also provides dozens and dozens of programs, ranging from very short examples to full-length commercial-quality software. In effect, readers can look over Regena's shoulder as she goes through the programming process step by step, explaining what she's doing as she goes along. Not to mention the fact that the finished programs are valuable in their own right.

Even readers who are familiar with the computer will find this book valuable as a reference, where they can look up information they need and find the answers to particular questions.

Above all, *Programmer's Reference Guide to the TI-99/4A* is a book that lets readers use it however they like. You don't have to start at page one and read through, following someone else's plan for what you should learn first and what can wait until later. Instead, you can explore this book from any point of view, to solve almost any programming problem, and find the answer quickly and easily.

C. Regena is **COMPUTE!** Magazine's regular columnist on the TI-99/4A. She's an experienced and resourceful programmer. Like most of her readers, she taught herself how to program, and she hasn't forgotten what it's like to be a beginner, just starting out with the computer. And with *Programmer's Reference Guide*, TI users now have Regena to help them learn how to make their computer do exactly what they want it to do.

Programmer's Reference Guide to the TI-99/4A is available from **COMPUTE!** Publications, the leading publisher of books and magazines for home, educational, and recreational computing.

5-2. Electrical Engineering Circuit Design 2 208
5-3. Letter Puzzles 222
5-4. Bingo 224
5-5. Birthday List 230

Chapter 6: Programming Techniques 233

Program Listings
6-1. Cookie File 241
6-2. "Angry Bull" 251
6-3. Western States 254
6-4. New England States 265
6-5. Type-ette, Unit 2 271
6-6. Type-ette Timer 287
6-7. Sort 1: Bubble Sort 294
6-8. Sort 2: Shell Sort 295
6-9. Sort 3: Minimum Search 296
6-10. Sort 4: Minimum and Maximum 297
6-11. Name and Address File (Cassette) 306
6-12. Monthly Payments 315

Chapter 7: A Dozen More Programs 317

Program Listings
7-1. Division with Remainder ...
7-2. Equivalent Fractions .....
7-3. Simplifying Fractions .....
7-4. Multiplying Fractions .....
7-5. Dividing Fractions .....
7-6. Adding Fractions .....
7-7. Solving Simultaneous Equati
7-8. Math Competency: Earning M
7-9. Math Competency: Buying It
7-10. Typing Drill: Musical Bugle
7-11. Typing Drill: Type Invaders
7-12. Car Cost Comparison .....

Appendix — Characters: Code Nu

Index .....

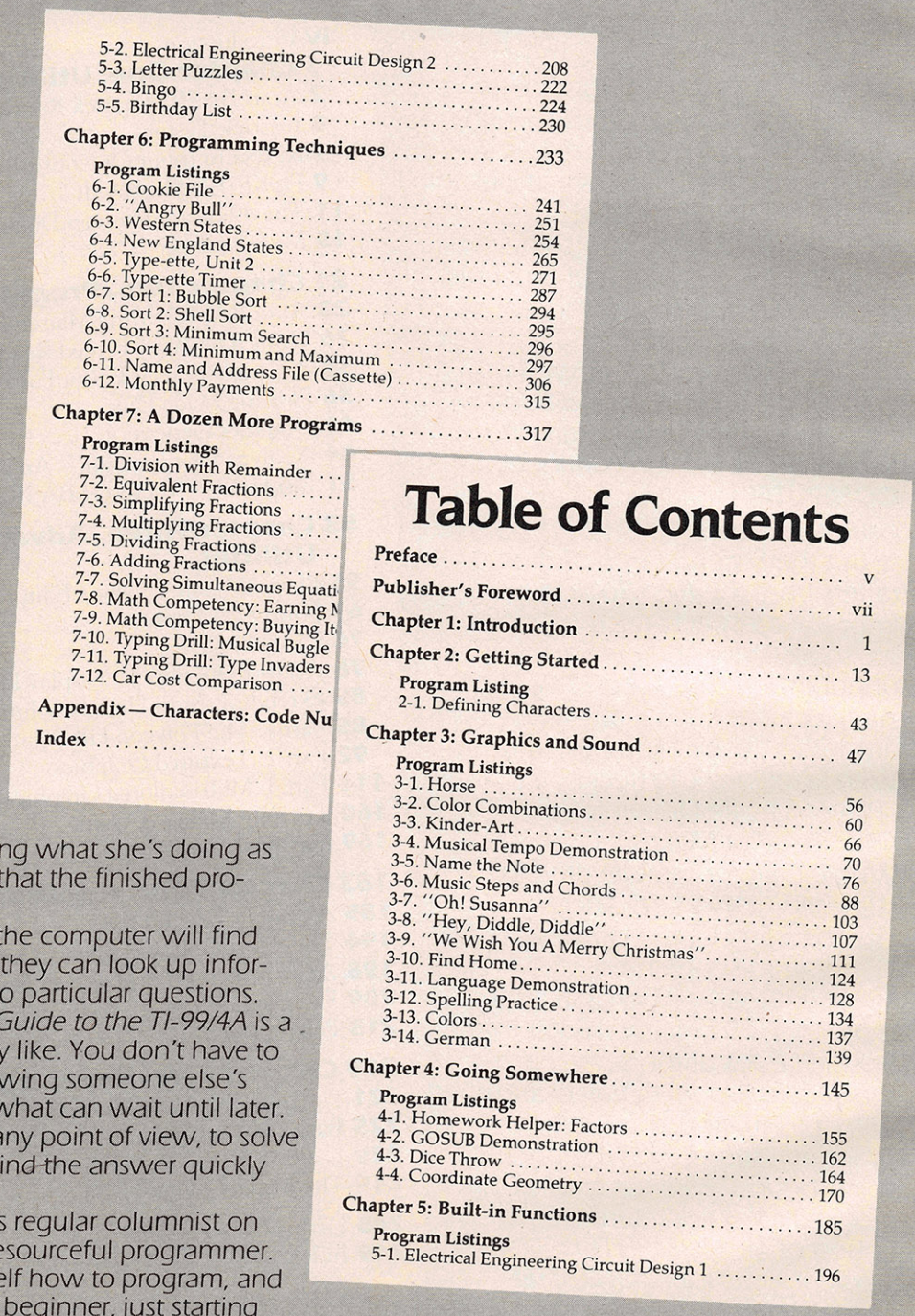

Table of Contents

Preface v

Publisher's Foreword vii

Chapter 1: Introduction 1

Chapter 2: Getting Started 13

Program Listing
2-1. Defining Characters 43

Chapter 3: Graphics and Sound 47

Program Listings
3-1. Horse 56
3-2. Color Combinations 60
3-3. Kinder-Art 66
3-4. Musical Tempo Demonstration 70
3-5. Name the Note 76
3-6. Music Steps and Chords 88
3-7. "Oh! Susanna" 103
3-8. "Hey, Diddle, Diddle" 107
3-9. "We Wish You A Merry Christmas" 111
3-10. Find Home 124
3-11. Language Demonstration 128
3-12. Spelling Practice 134
3-13. Colors 137
3-14. German 139

Chapter 4: Going Somewhere 145

Program Listings
4-1. Homework Helper: Factors 155
4-2. GOSUB Demonstration 162
4-3. Dice Throw 164
4-4. Coordinate Geometry 170

Chapter 5: Built-in Functions 185

Program Listings
5-1. Electrical Engineering Circuit Design 1 196

Available at computer dealers and bookstores nationwide. To order directly call TOLL FREE 800-334-0868. In North Carolina call 919-275-9809. Or send check or money order to **COMPUTE! Books**, P.O. Box 5406, Greensboro, NC 27403.

Add $2 shipping and handling. Outside the U.S. add $5 for air mail, $2 for surface mail. All orders prepaid, U.S. funds only.

COMPUTE's
The Atari BASIC Sourcebook

Authors: Bill Wilkinson, Kathleen O'Brien, and Paul Laughton
Price: $12.95
On Sale: Now

If you program in BASIC, you know about commands like PRINT, GOSUB, IF-THEN, and others.

But did you know that each of these commands is actually a mini-program in itself? Atari BASIC is a collection of machine language routines that tell the computer what to do, how to do it, and what to do next.

Atari BASIC is a powerful and versatile language. Now available from **COMPUTE! Books**, *The Atari BASIC Sourcebook* offers Atari programmers a chance to look inside the language – directly to the source code that *is* Atari BASIC.

Authors Bill Wilkinson, Kathleen O'Brien, and Paul Laughton, the people who wrote Atari BASIC, take you on a tour through the language. They explain how it works and how you can make it work for you.

The Atari BASIC Sourcebook answers these questions (and more):

- When you RUN a BASIC program, what is really going on inside the computer?
- How does the computer know how to handle a FOR-NEXT loop? How does it RETURN from a subroutine?
- Where do ERROR messages come from? How does the computer know what's wrong?
- How does your Atari decide which mathematical operation to perform first?
- Why do some tasks take so long, while others happen almost instantly?
- Why does the computer sometimes lock up when you delete lines from a program?
- How does the computer interpret words and symbols like GOTO, INT, CHR$, *, and =?
- How can a machine language programmer take advantage of the sophisticated routines in Atari BASIC?

Intermediate to advanced Atari programmers will find a wealth of useful and interesting information in *The Atari BASIC Sourcebook*.

Publisher's Foreword v
Acknowledgments vii
Preface ix

Part One: Inside Atari BASIC

1 Atari BASIC: A High-level Language Translator 1
2 Internal Design Overview 7
3 Memory Usage 13
4 Program Editor 25
5 The Pre-compiler 33
6 Execution Overview 49
7 Execute Expression 55
8 Execution Boundary Conditions 71
9 Program Flow Control Statements 75
10 Tokenized Program Save and Load 81
11 The LIST and ENTER Statements 85
12 Atari Hardware Control Statements 91
13 External Data I/O Statements 95
14 Internal I/O Statements 103
15 Miscellaneous Statements 105
16 Initialization 109

Part Two: Directly Accessing Atari BASIC

Introduction to Part Two 113
1 Hexadecimal Numbers 115
2 PEEKing and POKEing 119
3 Listing Variables in Use 123
4 Variable Values 125
5 Examining the Statement Table 129
6 Viewing the Runtime Stack 133
7 Fixed Tokens 135
8 What Takes Precedence? 137
9 Using What We Know 139

Part Three: Atari BASIC Source Code

Source Code Listing 143

Appendices

A Macros in Source Code 273
B The Bugs in Atari BASIC 275
C Labels and Hexadecimal Addresses 281

Index 285

Much more than a simple source code listing, this book explains how BASIC works and why. All major routines are examined and explored. The authors go into detail about the internal design, the stack, input/output statements, and much more. When you finish reading this book, you will have an in-depth understanding of how to put Atari BASIC to work for you in ways you never thought possible.

The Atari BASIC Sourcebook is available at many computer stores and bookstores, and can also be ordered directly from **COMPUTE! Books**.

Available at computer dealers and bookstores nationwide. To order directly call TOLL FREE 800-334-0868. In North Carolina call 919-275-9809. Or send check or money order to **COMPUTE! Books**, P.O. Box 5406, Greensboro, NC 27403.
Add $2 shipping and handling. Outside the U.S. add $5 for air mail, $2 for surface mail. All orders prepaid, U.S. funds only.

A Beginner's Guide To Typing In Programs

What Is A Program?

A computer cannot perform any task by itself. Like a car without gas, a computer has *potential*, but without a program, it isn't going anywhere. Most of the programs published in **COMPUTE!** are written in a computer language called BASIC. BASIC is easy to learn and is built into most computers (on some computers, you have to purchase an optional BASIC cartridge).

BASIC Programs

Each month, **COMPUTE!** publishes programs for many machines. To start out, type in only programs written for your machine, e.g., "TI Version" if you have a TI-99/4. Later, when you gain experience with your computer's BASIC, you can try typing in and converting certain programs from one computer to yours.

Computers can be picky. Unlike the English language, which is full of ambiguities, BASIC usually has only one "right way" of stating something. Every letter, character, or number is significant. A common mistake is substituting a letter such as "O" for the numeral "0", a lowercase "l" for the numeral "1", or an uppercase "B" for the numeral "8". Also, you must enter all punctuation such as colons and commas just as they appear in the magazine. Spacing can be important. To be safe, type in the listings *exactly* as they appear.

Brackets And Special Characters

The exception to this typing rule is when you see the curved bracket, such as "{DOWN}". Anything within a set of brackets is a special character or characters that cannot easily be listed on a printer. When you come across such a special statement, refer to the appropriate key for your computer. For example, if you have an Atari, refer to the "Atari" section in "How to Type COMPUTE!'s Programs."

About DATA Statements

Some programs contain a section or sections of DATA statements. These lines provide information needed by the program. Some DATA statements contain actual programs (called machine language); others contain graphics codes. These lines are especially sensitive to errors.

If a single number in any one DATA statement is mistyped, your machine could "lock up," or "crash." The keyboard, break key, and RESET (or STOP) keys may all seem "dead," and the screen may go blank. Don't panic – no damage is done. To regain control, you have to turn off your computer, then turn it back on. This will erase whatever program was in memory, so always SAVE a copy of your program before you RUN it. If your computer crashes, you can LOAD the program and look for your mistake.

Sometimes a mistyped DATA statement will cause an error message when the program is RUN. The error message may refer to the program line that READs the data. *The error is still in the DATA statements, though.*

Get To Know Your Machine

You should familiarize yourself with your computer before attempting to type in a program. Learn the statements you use to store and retrieve programs from tape or disk. You'll want to save a copy of your program, so that you won't have to type it in every time you want to use it. Learn to use your machine's editing functions. How do you change a line if you made a mistake? You can always retype the line, but you at least need to know how to backspace. Do you know how to enter inverse video, lowercase, and control characters? It's all explained in your computer's manuals.

A Quick Review

1) Type in the program a line at a time, in order. Press RETURN or ENTER at the end of each line. Use backspace or the back arrow to correct mistakes.

2) Check the line you've typed against the line in the magazine. You can check the entire program again if you get an error when you RUN the program.

3) Make sure you've entered statements in brackets as the appropriate control key (see "How To Type COMPUTE!'s Programs" elsewhere in the magazine.)

We regret that we are no longer able to respond to individual inquiries about programs, products, or services appearing in **COMPUTE!** *due to increasing publication activity. On those infrequent occasions when a published program contains a typo, the correction will appear on the CAPUTE! page, usually within eight weeks. If you have specific questions about items or programs which you've seen in* **COMPUTE!**, *please send them to Readers Feedback, P.O. Box 5406, Greensboro, NC 27403.* ©

How To Type COMPUTE!'s Programs

Many of the programs which are listed in **COMPUTE!** contain special control characters (cursor control, color keys, inverse video, etc.). To make it easy to tell exactly what to type when entering one of these programs into your computer, we have established the following listing conventions. There is a separate key for each computer. Refer to the appropriate tables when you come across an unusual symbol in a program listing. If you are unsure how to actually enter a control character, consult your computer's manuals.

Atari 400/800

Characters in inverse video will appear like: INVERSE VIDEO
Enter these characters with the Atari logo key, {♣}.

When you see	Type	See	
{CLEAR}	ESC SHIFT <		Clear Screen
{UP}	ESC CTRL -		Cursor Up
{DOWN}	ESC CTRL =		Cursor Down
{LEFT}	ESC CTRL +		Cursor Left
{RIGHT}	ESC CTRL *		Cursor Right
{BACK S}	ESC DELETE		Backspace
{DELETE}	ESC CTRL DELETE		Delete character
{INSERT}	ESC CTRL INSERT		Insert character
{DEL LINE}	ESC SHIFT DELETE		Delete line
{INS LINE}	ESC SHIFT INSERT		Insert line
{TAB}	ESC TAB		TAB key
{CLR TAB}	ESC CTRL TAB		Clear tab
{SET TAB}	ESC SHIFT TAB		Set tab stop
{BELL}	ESC CTRL 2		Ring buzzer
{ESC}	ESC ESC		ESCape key

Graphics characters, such as CTRL-T, the ball character ● will appear as the "normal" letter enclosed in braces, e.g. {T}.

A series of identical control characters, such as 10 spaces, three cursor-lefts, or 20 CTRL-R's, will appear as {10 SPACES}, {3 LEFT}, {20 R}, etc. If the character in braces is in inverse video, that character or characters should be entered with the Atari logo key. For example, {■} means to enter a reverse-field heart with CTRL-comma, {5□} means to enter five inverse-video CTRL-U's.

Commodore PET/CBM/VIC/64

Generally, any PET/CBM/VIC/64 program listings will contain words within braces which spell out any special characters: {DOWN} would mean to press the cursor down key. {5 SPACES} would mean to press the space bar five times.

To indicate that a key should be *shifted* (hold down the SHIFT key while pressing the other key), the key would be underlined in our listings. For example, S would mean to type the S key while holding the shift key. If you find an underlined key enclosed in braces (e.g., {10 N}), you should type the key as many times as indicated (in our example, you would enter ten shifted N's). Some graphics characters are inaccessible from the keyboard on CBM Business models (32N, 8032).

For the VIC and 64, if a key is enclosed in special brackets, |< >|, you should hold down the *Commodore key* while pressing the key inside the special brackets. (The Commodore key is the key in the lower left corner of the keyboard.) Again, if the key is preceded by a number, you should press the key as many times as indicated.

Rarely, you'll see in a Commodore 64 program a solitary letter of the alphabet enclosed in braces. These characters can be entered by holding down the CTRL key while typing the letter in the braces. For example, {A} would indicate that you should press CTRL-A.

About the *quote mode*: you know that you can move the cursor around the screen with the CRSR keys. Sometimes a programmer will want to move the cursor under program control. That's why you see all the {LEFT}'s, {HOME}'s, and {BLU}'s in our programs. The only way the computer can tell the difference between direct and programmed cursor control is the quote mode.

Once you press the quote (the double quote, SHIFT-2), you are in the quote mode. If you type something and then try to change it by moving the cursor left, you'll only get a bunch of reverse-video lines. These are the symbols for cursor left. The only editing key that isn't programmable is the DEL key; you can still use DEL to back up and edit the line. Once you type another quote, you are out of quote mode.

You also go into quote mode when you INSerT spaces into a line. In any case, the easiest way to get out of quote mode is to just press RETURN. You'll then be out of quote mode and you can cursor up to the mistyped line and fix it.

Use the following tables when entering special characters:

When You Read:	Press:	See:	When You Read:	Press:	See:
{BLK}	CTRL 1		|<5>	C= 5	
{WHT}	CTRL 2		|<6>	C= 6	
{RED}	CTRL 3		|<7>	C= 7	
{CYN}	CTRL 4		|<8>	C= 8	
{PUR}	CTRL 5		{F1}	f1	
{GRN}	CTRL 6		{F2}	f2	
{BLU}	CTRL 7		{F3}	f3	
{YEL}	CTRL 8		{F4}	f4	
|<1>	C= 1		{F5}	f5	
|<2>	C= 2		{F6}	f6	
|<3>	C= 3		{F7}	f7	
|<4>	C= 4		{F8}	f8	

All Commodore Machines

Clear Screen	{CLR}	Cursor Left	{LEFT}
Home Cursor	{HOME}	Insert Character	{INST}
Cursor Up	{UP}	Delete Character	{DEL}
Cursor Down	{DOWN}	Reverse Field On	{RVS}
Cursor Right	{RIGHT}	Reverse Field Off	{OFF}

Apple II / Apple II Plus

All programs are in Applesoft BASIC, unless otherwise stated. Control characters are printed as the "normal" character enclosed in brackets, such as {D} for CTRL-D. Hold down CTRL while pressing the control key. You will not see the special character on the screen.

Texas Instruments 99/4

The only special characters used are in PRINT statements to indicate where two or more spaces should be left between words. For example, ENERGY {10 SPACES} MANAGEMENT means that ten spaces should be left between the words ENERGY and MANAGEMENT. Do not type in the braces or the words 10 SPACES. Enter all programs with the ALPHA LOCK on (in the down position). Release the ALPHA LOCK to enter lowercase text.

CAPUTE!

Modifications Or Corrections To Previous Articles

RATS! For The 64

The 64 version of this game from the July issue is in two parts. Sue Roberts suggests a simple addition which will cause the first part, the setup program, to make the second part, the game itself, LOAD and RUN automatically. Disk users should SAVE the main game program with the filename RATMAZE, then add the following line to the setup program (Program 2, p. 60):

```
160 LOAD"RATMAZE",8:RUN
```

Astrostorm For TI

In the TI-99/4A version of "Astrostorm" (June 1983, p. 82), line 780 should read:

```
780 IF CSHIP>0 THEN 810
```

Hawkmen Of Dindrin, VIC And 64 Versions

In the second part of the VIC version of this game from the June 1983 issue (Program 2, p. 92), the { 06 LEFT } (six cursor lefts) in line 58 should be omitted. If you happen to be pushing the joystick when you lose your last player, the game ends. Bruce Stevenson and others suggest the following additional line to give you time to release the joystick or fire button:

```
1024 FOR X=1 TO 700:NEXT X
```

In the 64 version, the misplaced line 288 should be omitted.

Checkers For The 64

Arnold J. Schmeling suggests the following addition and correction for this game from the May 1983 issue (p. 90), which prevent the computer from allowing illegal moves:

```
545 IF S(E,H)=1 AND B-H<1 THEN 1040
550 IF ABS(E-A)=2 AND S((E+A)/2,(H+B)/2)=
    >0 THEN 1040
```

UnNEW For The 64

Under most conditions, this utility program from the June 1983 issue (p. 213) works equally well on either the VIC or 64. However, to guarantee proper operation on the 64, reader Don Lewis suggests that the existing line 330 be replaced with:

```
330 116,164
```

and a new tape be prepared in accordance with the original instructions. ©

Write For FREE Catalog NEW *Write For FREE Catalog*

VISA VIC SOFTWARE CBM 64 MasterCard

Great VIC Software

PARATROOPER a High Resolution game that doesn't let you make any mistakes. You are in your command. Helicopters fill the sky, (and we mean fill the sky!), dropping paratroopers. Your mission is to keep 3 paratroopers from hitting the ground on either side of your gun. But that's just the beginning. You score by hitting the helicopters or the paratroopers, but if you miss a shot it subtracts from your score. Therefore, you must make every shot count to make a high score! IT HAS FOUR FAST ACTION LEVELS TO CHALLENGE THE BEST PLAYER. The High Resolution graphics helicoptors are fantastic. They look exactly like helicopters! The paratroopers are super realistic. Their chutes open and then they drift down to earth. If this weren't enough the sounds are fantastic. There are helicopter blades whirring and you can hear the howitzer pumping shells. This game really show off the sound and graphic capabilities of your VIC. PARATROOPER IS OUR #1 SELLING ARCADE GAME, you've got to see this game to believe it. **$19.95**

SPACE PAK Can you survive? 3 space games with the sights and sounds of an arcade. The excitement builds as the action is un-ending. IBlast away at everything in sight. The alien attacks will stop at nothing to destroy you. Prepare for battle, there is no escape, only you can help. Can you survive? Hi-Res, color, graphics and sound. Joystick or keyboard. 3 Games — Rocket Race, Fence-A-Tron and Raiders. **$19.95**

COSMIC CRUZER Hot action and 3 challenging scenarios. Move your cruzer into the tunnel - fire missiles and drop bombs. Hit the fuel dumps to get more fuel. Move as quick as you dare to hit the surface-to-air missiles. If you are good enough you will make it to the asteroidz field and then try to destroy the base. No one has destroyed the base yet. Will you be the first. **$19.95**

VIC ALL STARS We took the best selling VIC programs and put them in a package to save you $35. If purchased seperately it would cost you $85. You get **Paratrooper, Target Command, Head On, Cattle Round-up, Snake Out, Trapper, Double Snake Out and Artillery.** All eight games for $49.95. Hurry because at this price they won't last long. Limited quantity. 8 Games. **$49.95**

COMMODORE 64 SOFTWARE

Let the COMPUTERMAT turn your 64 into a home arcade!

COLOR • GRAPHICS • SOUND ON CASSETTE

(Disk Versions Available — Add $5.00)

MUSIC MAKER - $19.95
Put sheet music notes into your 64, plays 3 voices. Program, plus 2 sample songs.

EDUCATION PAK - $24.95
4 Programs
Geography Match
Math Adventure
Ruler & Micro

TREASURE PAK - $14.95
3 Programs
Adventure
Caves of Silver
Shuttle Voyage

GAME PAK - $14.95
3 Programs
Dragon Chase
Deflect
Flip It

Joystick and Keyboard versions included.

COMPUTERMAT
Box 1664 • Dept. C • Lake Havasu City, Az. 86403
(602) 855-3357

NEWS & PRODUCTS

Drawing By Touch

Koala Technologies has introduced a touch tablet that allows computer users to draw directly on the video display screen, bypassing the keyboard.

The Koalapad Touch Tablet, available in versions for the Apple, Atari, Commodore 64, and IBM computers, weighs about a pound, and connects to the computer through a joystick port.

It can be used as a sketch pad, as a custom keypad, or as a game controller.

Though other applications are available, the Touch Tablet is packaged with *Micro Illustrator* from Island Graphics. This combination allows the touch pad to be used as a drawing board. Images can be drawn with a finger or stylus, and shapes, colors, shadings, and various "paintbrushes" can be selected from a menu.

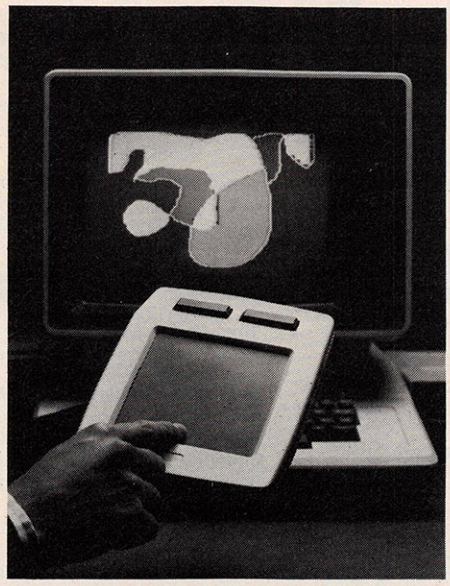

The Koalapad Touch Tablet can be used for drawing or as an auxiliary keyboard.

The touch tablet and *Micro Illustrator* package sells for $125. Additional application programs will sell for about $50.

Koala Technologies Corp.
4962 El Camino Real, Suite 125
Los Altos, CA 94022

Atari 400 Expansion

A 48K memory expansion kit, designed to upgrade the 8K or 16K Atari 400, is available from Atari.

The board is available for $130 installed at Atari Regional Repair Centers, or, for those who prefer to install the board themselves, it will be available through the Atari Program Exchange for $110.

Atari Inc.
1265 Borregas Ave.
P.O. Box 427
Sunnyvale, CA 94086
(800) 538-8543

Checkbook System

T & F Software has produced a check register program for the 8K VIC-20, the Commodore 64, and Atari computers.

CheckEase! allows maintenance of multiple accounts, in-

There are 130 computer books in our September issue.

Don't miss the 20-page B. Dalton catalogue of books on computers—a ready reference to personal, business and advanced computers, software, programs, languages, word processing and games. It's at the centerfold of the September SCIENTIFIC AMERICAN, a single-topic issue devoted to The Dynamic Earth. Recognition of continental drift two decades ago brought on a revolution in geology that has given us a deep new understanding of the dynamics of our planet. That's the story we unfold in this issue. On sale September 1.

People who know books know B. Dalton BOOKSELLER



ATARI®

Computers for people.

800 48K $399.00*

* Plus $100.00 Rebate back from ATARI

810 Disk Drive.....$399.00

Educator.....$109.75
Programmer.....$ 51.75
Entertainer.....$ 63.75
Bookeeper.....$164.75

600 XL .. $199.00
800 XL... $CALL$
1200 XL. $499.00
1400 XL . $CALL$
1450 XL . $CALL$

1025 Printer.....$399.00
1020 Color Printer . $245.00
1027 Printer.....$299.00
1010 Recorder.....$75.00
410 Recorder.....$75.00
810 Disk Drive.....$399.00
1050 Disk Drive $335.00
850 Interface.....$CALL$

PARKER BROTHERS

Tutankham R.....$33.75
Super Cobra R.....$33.75
Astro Chase R.....$33.75
Frogger R.....$33.75
QBert R.....$33.75
Popeye R.....$33.75
Risk R.....$42.75
Chess R.....$42.75

SPINNAKER

Story Machine R.....$26.75
Face Maker R.....$24.75
Kinderomp R.....$20.75
Fraction Fever R.....$24.75
Delta Drawing R.....$26.75

SSI

Battle of Shilo C/D.....$26.75
Tigers in the Snow C/D....$26.75
Battle for Normandy C/D ..$26.75
Knights of the Desert C/D .$26.75
Cosmic Balance C/D $26.75

ON-LINE

Frogger $24.95
Wizard & Prin $26.95

ROKLAN

Wizard of War.....$29.75
Gorf $29.75
Delux Invader $27.95

BIG 5

Miner 2049.....$32.75

BUSINESS

Visicalc $159.75
Letter Perfect.....$115.75
Letter Perfect.....$149.75
Data Perfect..... $99.75
Text Wizzard $49.75
Spell Wizzard $64.75
File Manager.....$69.75
Home File Mgr.....$69.75
Bookeeper..... $119.75
C.R.I.S..... $199.75
Atari Word Pro.....$109.75
Tax Advantage $35.75
Home Accountant $59.75
Bank Street W $49.75
Atari Writer.....$55.75

ADVENTURE

Preppie.....$19.95
Preppie 2.....$19.95
Diskey..... $39.95
Sea Dragon $25.50
Stratos $25.00
Treasure Quest $13.50
Series 1-12.....$15.95
Saga Series 1-6.....$24.95
Stone of Sisyphus $29.95
Eliminator..... $18.95

apple®

Apple is a Registered Trademark of Apple Computer Inc

SSI

Battle of Shilo $26.75
Tigers in the Snow.... $26.75
Cosmic Balance $26.75
Knights of the Desert . $26.75
Battle for Normandy .. $26.75
Germany 1985 ..... $36.75

RANA DISK DRIVES

Elite 1..... $295.00
Elite 2..... $449.00
Elite 3..... $559.00

MICRO-SCI

A2 .....call
A40.....call
A70.....call

MUSE

Castle Wolfenstein $20.75
Caverns of Frietag $20.75
Robot War..... $26.75

CONTINENTAL

Home Accountant $51.75
Book of Apple Software . $16.75

BRODERBUND

Bank Street Writer..... $44.75
AE $24.75
Apple Panic $21.75
Choplifter $24.75
David's Midnight..... $24.75

SPINNAKER

Kindercomp $21.75
Story Machine $23.75
FaceMaker..... $23.75
Snooper Trooper..... $29.75
Delta Drawing..... $34.75

EPYX

Temple of Apshai..... $26.95
Star Warrior..... $26.95
Crush, Crumble & Chomp . $22.75

ADVENTURE

Saga#1 Adventureland ... $29.95
Saga#2 Pirate Adventure. $29.95
Saga#3 Secret Mission... $29.95
Stone of Sisyphus $24.95

ALIEN GROUP

Atari Voice Box $99.00
Apple Voice Box..... $129.00

commodore

VIC 64.....$AVE
1541 Disk Drive .....Call
1525 Printer.....Call
1530 Datasette $64.00
1110 8k Ram.....$53.75
1211 Super Expander .$53.75
1212 Programmers Ad.$44.75
1213 Vicmon.....$44.75
Vic 20 dust cover.....$6.99
Vic 64 dust cover.....$6.99

MICROSPEC 64

Inventory Mgr.....$79.75
General Ledger.....$79.75
Payroll Mgr.....$79.75
Accounts Rec.....$79.75
Accounts Pay $70.75
Data Base $69.75
Checkbook Bal $64.75

HES 64

64Forth R $55.75
Hesmon R..... $29.75
Turtle Graphics R $49.75
Heswriter R $38.75
Gridrunner R $29.75
Attack of Mut Cam R... $34.75
Turtle Tutor R..... $29.75
Turtle Trainer R..... $29.75
Paint Brush R $23.75
Benji Space Rescue D. $29.75
Home Manager C/D ... $39.75
Time Money Mgr D $55.75
OmniCalc D $79.75
Sword Point D..... $24.75

EPYX 64

Temple of Apshai..... $28.00
Upper Reaches of A $15.00
Crush Crumble & C..... $23.00
Jumpman $28.00

CARDCO

Cardprinter / LQ1..... $499.00
Cardprint DM1..... $109.00
5 Slot Expansion 64 ..... $54.00
64 Write NOW..... $39.00
64 Mail NOW..... $29.00
20 Write NOW..... $29.00
64 Keypad $29.00
Universal Cass. Int..... $29.75
Printer Utility..... $19.75
6 Slot Expansion..... $79.95
3 Slot Expansion..... $24.95
Vic 20/64 Printer int $59.95

BRODERBUND 64

Serpentine R..... $26.75
Choplifter R..... $32.75
Seafox R $26.75

PARKER 20

Frogger (ROM) $33.75
QBert (ROM) $33.75
Tutankham (rom) $33.75

SPINNAKER 64

Kindercomp..... $21.75
Story Machine $23.75
Face Maker $23.75
Snooper Trooper..... $29.75
Delta Drawing..... $34.75
Shamus II c/d..... $24.95
Pinhead c/d $22.95

QUICK BROWN FOX

QBF Word Processor $49.95

LJK

Letter Perfect..... $105.00
Data Perfect..... $95.00

ADVENTURE INTERNATIONAL

S. Adams Adventure $28.75

VIC-64

Household Finance C/D.. $24.75

VIC 20

King Arthurs Heir Cass $24.75
Monster Maze Rom $24.75

PERCOM

HARD DISK DRIVES for

APPLE IBM-PC TRS-80*

5 MAGABYTE DRIVE..... $1099.75
10 MEGABYTE DRIVE $1399.75
15 MEGABYTE DRIVE $1799.75
20 MEGABYTE DRIVE $2275.75

*Add $30.00 for TRS-80 Drives

SINGLE DRIVE AT88 S1 ...$379.00
DUAL DRIVE AT88 S2.....$599.00
DRIVE with printer port .....$CALL
AT88 Expansion Board .....$CALL
DUAL HEAD 44S1 .....$499.00
DUAL DRIVE 44S2 .....$949.00
SINGLE DRIVE 40S1 .....$479.00
ADD ON DRIVES .....$CALL

Lyco Computer Marketing & Consultants

TO ORDER CALL US

TOLL FREE 800-233-8760

In PA 1-717-327-1824

16K ATARI RAM $49.75
32K RAM $69.75
48K RAM $99.75
64K RAM $129.75
128K RAM $399.75
TECH NOTES...$29.75

BOOK of ATARI SOFTWARE 1983
346 pages..... $16.75

CX415 HOME FILING MANAGER $41.75
CXL4007 MUSIC COMP.. $33.75
CXL4002 ATARI BASIC .. $45.75
CX8126 MICROSOFT $65.75
CX4119 FRENCH $45.00
CX4118 GERMAN..... $45.00
CX4120 SPANISH $45.00
CX4108 HANGMAN..... $12.75
CX4102 KINGDOM $12.75
CX4112 STATES $12.75
CXL4003 ASSEMBLER .. $45.75

EASTERN HOUSE
Monkey Wrench 2 .....$52.75
INHOME
Baseball..... $29.95
IDSI
Speedway Blast..... $29.95
Pool 1.5..... $26.95

GALAXIAN $29.75
DEFENDER $29.75
DIG DUG $29.75
SPEED READING $53.75
ATARI WRITER.....$54.75
BOOKKEEPER.....$102.75
CX4018 PILOT HOME $54.75
CX 405 PILOT EDU.....$91.75
CX404 WORD PRO.....$99.75
CXL4013 ASTEROID.... $25.75
CXL4020 CENTIPEDE .. $29.75
CXL4022 PACMAN $29.75
CXL4011 STAR RAIDER . $29.75
CXL4004 BASKETBALL $25.75
CXL4006 SUPER BREAK. $25.75
CXL4008 SPACE INVAD.. $25.75
CX8130 CAVERNS OF M. $27.75

APX
Eastern Ft.41 ..... $25.50
DeRay Atari $19.95
Math-Tic-Tac $15.95
Pres of US..... $15.95
3R Math $19.95
Typo Attack $24.95
Family Budget $19.95
F. Cash Flow..... $19.95

BRODERBUND
Bank Street Writer D.....$44.75
AE D..... $24.75
Apple Panic D..... $23.75
Choplifter ROM $32.75
David's Midnight..... $24.75
Stellar Shuttle C/D..... $18.75
Ft. Apocalypse..... $24.75

HES
Gridrunner R..... $27.75
Sword Point D..... $24.75

INFOCOM
Zork 1/2/or 3 ..... $29.95

FIRST STAR
Astro Chase..... $22.95

RANA
DISK DRIVE
1000 .....$295.00

ALIEN GROUP
Voice Box 2 . $99.75

DON'T ASK
Sam $41.75
Abuse $15.95
Teleatri.....$27.95
Poker Sam ..$24.95

Amulet
Nuke Sub $16.75
Magic Story Book..... $24.75
Thunder Island..... $13.95

ARTWORX
Hazard Run $24.95
Hodge Podge $16.95
S. Poker..... $26.95
Bridge 3.0..... $18.95

EPYX
Jumpman $26.97
Temple of Apashi..... $27.75
Star Warrior..... $27.75

ATARI®
Computers for people.

MODEMS

ANCHOR MARK I ..$79.00
ANCHOR MARK II..$79.00
HAYES SMART ...$239.00
HAYES MICRO II .$309.00
Micro Bit
MPP-1000.....$159.00
NOVATION
CAT $144.00
D-CAT..... $155.00
J-CAT $115.00
APPLE CAT II $279.00
212 APPLE CAT . $589.00

MONITORS

NEC JB1260..... $125.00
NEC JB1201..... $155.00
NEC TC1201..... $315.00

Amdek Color I $275.00
Amdek 300 Green..... $149.00
Amdek 300 Amber $149.00
Gorilla Green $99.00

WICO JOYSTICKS

APPLE - VIC - ATARI - TI
Command Control $20.95
Redball.....$22.75
Apple Trackball $58.00
TRACK BALL $52.75
EXTENSION CORD $9.75
APPLE ADAPTOR $18.95
T.I. ADAPTOR $9.95
POINT MASTER..... $12.75

apple®

APPLE DUMPLING GX $99.75
APPLE DUMPLING 64...(16 Buffer)$179.75

INFOCOM
Zork I, II, or III..... $26.75
Deadline $33.75

BLANK DISKETTES

ELEPHANT SS/SD.....$18.25
ELEPHANT SS/DD.....$21.75
KANGAROO SS/DD with storage case $24.75
MAXELL MD I $29.75
MAXELL MD II $39.75
DISK CASE (holds 10) ... $4.95
DISK CASE (holds 50) ... $19.75
ROM CASE (holds 10) ... $19.75

SANYO

MBC 1000..... $1549.00
(with micropro software package)
MBC 1250.....$2195.00
MBC4050 .....$2749.00
EFD 160 Disk.....$499.00
5500 Letter Q. Printer...$649.00

PRINTER INTERFACING AVAILABLE

APPLE DUMPLING GX $99.75
APPLE DUMPLING 64...(16 Buffer)...$179.75

	ATARI	APPLE	VIC
EPSON	.....$35.00	.....$79.00	.....$65.00
CITOH	.....$35.00	.....$79.00	.....$65.00
NEC	.....$35.00	.....$79.00	.....$65.00
OKIDATA	.....$35.00	.....$79.00	.....$65.00
GEMINI	.....$35.00	.....$79.00	.....$65.00
SMITH CORONA	.....$35.00	.....$79.00	.....$65.00

Atari parallel Printer cable (6') ...$39.95
Microbits Parallel Cable $89.95

commodore

HES VIC- 20

Torg C..... $14.75
HES Games I C $14.75
HES Games II C $14.75
VIC Fortit Rom..... $42.75
HES MON Rom $28.75
Turtle Graphics Rom $28.75
HES Writer Rom $28.75
Shamus Rom..... $28.75
Protector Rom $31.75
Robot Panic Rom $28.75

DISKETTE SALE

BULK DISKS (qty 150) .....$1.50 ea.
Certron CC-10 (3 blank cassettes)...$3.75

PRINTER RIBBONS AVAILABLE

PROWRITER 2P.....$699.00
GEMINI 15.....$449.00
PRINTMASTER $1589.00
SMITH CORONA TP1...$549.00
CITOH 8600B.....$1025.00
STARWRITER.....$1099.00
OKIDATA 82 ..... SAVE
OKIDATA 83 ..... LOWEST PRICE
OKIDATA 84P .... AVAILABLE
OKIDATA 93 ..... SAVE
TRACTOR..... $49.75
OKIDATA 92..... $SAVE

SAVE on these in-stock PRINTERS

GORILLA GX-100 .....$199.00
EPSON ..... $CALL
GEMINI 10 ..... $299.00
PROWRITER..... $365.00
NEC 8023 ..... $399.00

MasterCard VISA

TO ORDER

CALL TOLL FREE
800-233-8760
In PA 1-717-327-1824

or send order to
Lyco Computer
P.O. Box 5088
Jersey Shore, PA 17740

POLICY

In-stock items shipped within 24 hours of order. Personal checks require four weeks clearance before shipping. No deposit on C.O.D. orders. Free shipping on prepaid cash orders within the continental U.S. PA residents add sales tax. All products subject to availability and price change. Advertised prices show 4% discount offered for cash, add 4% for Master Card or Visa. DEALER INQUIRIES INVITED.

cludes checkbook reconciliation and budget categories, and allows changes or deletions in any check or deposit with automatic updating of all balance figures.

CheckEase! is compatible with Commodore's *Personal Finance* program. The VIC version sells for $24.95. The Atari and 64 versions are $29.95 for tape, and $34.95 for disk.

Among other new products available from T & F are *Space Sentinel* and *Slot Trivia*. *Space Sentinel* is an arcade-type game for the Commodore 64. The object is to protect Earth from alien attackers who hurl heat missiles at our polar ice caps. The game sells for $29.95.

Slot Trivia is a trivia question-and-answer game in a slot-machine format. The game, available on disk for Atari computers, includes more than 500 questions in 11 categories.

T & F Software
10902 Riverside Drive
North Hollywood, CA 91602
(213) 501-3856

80-Column Thermal Printer

Alphacom has produced an 80-column thermal printer with graphics capabilities that is designed to be compatible with several computers.

The Alphacom 81 printer includes upper- and lowercase letters and wraparound for lines longer than 80 characters. It prints at 80 characters per second, recognizes standard ASCII control codes, and can print bit-mapped graphics.

Alphacom also has produced a series of interface cables that make the printer compatible with the TRS-80 Color Computer as well as the Commodore 64, VIC-20, Atari, and Apple computers.

The Alphacom 81 will sell for $169.95. Interface cables start at $44.95.

Alphacom, Inc.
2323 South Bascom Ave.
Campbell, CA 95008
(408)559-8000



Alphacom 81 is an 80-column thermal printer with graphics capabilities.

WE WILL MEET OR BEAT ANY ADVERTISED PRICE.*



Catalog available for $3.00
Please specify computer

# QTY.	PRODUCT NAME	PRICE
1.		
2.		
3.		
4.		
	SUBTOTAL	
	TAX	
	SHIPPING	
	TOTAL	

THE USERS GROUP
WAREHOUSE

P. O. Box 1075
Glendale, CA 91209
Phone (213) 247-6484

For Fast Delivery, send certified or cashier checks, money orders, or direct bank wire transfers. Personal checks allow 2 to 3 weeks to clear. Prices reflect a cash discount only and are subject to change. Shipping — Software ($2.00 Minimum). Hardware ($5.00 Minimum). California residents add sales tax.
VISA and MASTERCARD Accepted.

*That is not below our cost.

ENHANCE YOUR ATARI* 810

HAPPY 810 ENHANCEMENT

Speed up program development, loading, execution, and copying time by reading disks up to 3 times faster. Complete compatibility with existing software, with faster disk initialization, and reduced wear on the disk drive mechanism. No soldering or trace cutting required, complete installation instructions included, or contact your dealer. Diagnostic program included.

SOFTWARE ENHANCEMENTS (require HAPPY 810 ENHANCEMENT)

HAPPY BACKUP PROGRAM

Guaranteed to produce executable backup copies of any disk which can be read with a standard ATARI 810* disk drive. Backup those important disks in your library or use HAPPY BACKUP for small scale software production. Completely automatic duplication of format and data content of the source disk. Single and multiple drive versions available. Backup copies will work on a drive without the enhancement.

HAPPY COMPACTOR PROGRAM

Combines self booting programs which reside one per disk into one disk with many self booting programs using the HAPPY COMPACTOR file structure. Programs are then executed from the self booting HAPPY COMPACTOR menu, and may later be extracted back onto a single disk. Compacted programs disk will execute only on a drive which has the HAPPY 810 ENHANCEMENT. Pays for itself by reducing the number of backup disks you need, in addition to the added convenience.

HAPPY CUSTOMIZER PROGRAM

User friendly program to generate source disks with custom track format. Format is specified on a per track basis. Examples of usage and interpretation of results are included. This system requires a more advanced level user.

HAPPY 810 ENHANCEMENT WITH SINGLE DRIVE HAPPY BACKUP $249.95
MULTIPLE DRIVE HAPPY BACKUP PROGRAM ..... $ 49.95
HAPPY COMPACTOR PROGRAM ..... $ 49.95
HAPPY CUSTOMIZER PROGRAM ..... $ 99.95

CALL OR WRITE FOR ORDERING INFORMATION. Sorry, no COD or credit cards accepted. Dealers may inquire, send letterhead.

HAPPY COMPUTING
P.O. Box 32331
San Jose, CA 95152
(408) 251-6603

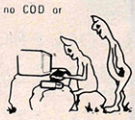

*ATARI 810 is a trademark of ATARI Inc.

COMPU SENSE

CS1 **QUICK BROWN FOX** $55.00
The Word Processor of this decade! For the VIC-20 and C-64.

COMMODORE 64®
$435.00

Plus you receive a free QBF Word Processor valued at $55.00

Write for FREE Catalog!

VIC-20®
$88.00

When you buy our 6 Game Pac or 6 Finance Pack $43.00

C-64 Software

Pet Emulator		$27.95
Editor Pac		67.00
File Pac		32.36
Account Pac		57.00
Farm Management I (Agricultural Software)		47.25
Home Budget		29.95
Stock Investments		76.95
Calc Result		140.00
650Z Professional Development System		27.95
Mail List		34.95
Vic Easy Lesson & Easy Quiz		35.97
Loan Calculator		15.95
Data Files		14.95
Research Assistant 2.0		28.00
Total Label 2.6 (Mailing Lables)	Tape	19.95
	Disk	22.00
Total Time Manager 2.6		37.00
Total Text (Word Processor) 2.6		40.00

C-64 Games

Flight 64 (Flight Simulator)	Tape	$13.95
	Disk	15.95
Gunslinger		13.95
Spellathon		16.95
Motor Mania		25.95
Renassance		25.95
Vic Clowns		25.00
Radar Rat Race		25.00
Jupiter Lander		25.00
Temple of Apshai		39.95
Upper Reaches of Apshai		16.95
Curse of Ra		26.95
Sword of Fargoal		19.95
Jump Man		26.95

VIC-20 & C-64 Hardware

VIC-1541	**Disk Drive**		347.00
VIC-1530	**Datasette**		67.50
VIC-1515	**Printer**		334.95
VIC-1010	**Expansion Module**		139.95
VIC-1311	**Joystick**		9.95
	Wico Joystick		28.00
VIC-1312	**Game Paddles**		19.95
	Telephone Modem		99.95
	Terminal Emulator (64)	Tape	9.95
		Disk	15.95
	40x25 Terminal Emulator VIC		40.95

VIC-1210 **VIC 3K Memory Expander Cart.** 34.95
Plugs directly into the VIC's expansion port. Expands to 8K RAM total.

VIC-1110 **VIC 8K Memory Expander Cart.** 52.50
8K RAM expansion cartridge plugs directly into the VI.

CM102 **24K Memory Expander Cart.** 119.95

VIC-1011A **RS232C Terminal Interface** 39.95
Provides interface between the VIC-20 and RS232 telecommunications modems. Connects to VIC's user port.

PETSPEED — Basic Compiler for Commodore	140.00
Vic Rabbit Cartridge	35.00
CBM 64 Rabbit	35.00
Star G-10 Printer	360.00
Mura Modem	120.00
Smith Corona TP-1 Printer	650.00

CARDCO HARDWARE

CARDBOARD 6 $87.50
An expansion interface for the VIC-20. Allows expansion to 40K or accepts up to six games. May be daisy-chained for more versatility.

CARDBOARD 3 $35.95
Economy expansion interface for the VIC-20.

CARD "?" CARD/PRINT $76.00
Universal Centronics Parallel Printer Interface for the VIC-20 or CBM-64. Use an Epson MX-80 or OKIDATA or TANDY or just about any other.

CARDETTE $30.95
Use any standard cassette player/recorder with your VIC-20 or CBM-64.

LIGHT PEN $29.95
A light pen with six good programs to use with your VIC-20 or CBM-64.

16K Memory Expander $50.50

All CARDCO Products have a lifetime warranty.

COMMODORE SOFTWARE

VIC-1211A **VIC-20 Super Expander** $55.00
Everything Commodore could pack into one cartridge — 3K RAM memory expansion, high resolution graphics plotting, color, paint and sound commands. Graphic, text, multicolor and music modes. 1024x1024 dot screen plotting. All commands may be typed as new BASIC commands or accessed by hitting one of the VIC's special function keys. Includes tutorial instruction book. Excellent for all programming levels.

VIC-1212 **Programmer's Aid Cartridge** $45.99
More than 20 new BASIC commands help new and experienced programmers renumber, trace and edit BASIC programs. Trace any program line-by-line as it executes, pause to edit. Special KEY command lets programmers redefine function keys as BASIC commands, subroutines or new commands.

VIC-1213 **VICMON Machine Language Monitor** $48.99
Helps machine code programmers write fast, efficient 6502 assembly language programs. Includes one line assembler/disassembler.

VIC-20 Software

for Business & Home Applications

6502 Professional Development System		$25.00
Vic Forth (Advance Computer Language)		49.95
Hess Mon (Machine Language Monitor)		34.95
Hess Writer (Word Processor)		34.95
Turtle Graphics		34.95
Total Label 2.1	Tape	17.95
	Disk	22.00
Total Time Manager 2.1	Tape	28.00
	Disk	32.00
Research Assistant 2.0	Tape	28.00
	Disk	32.00
Total Text 2.5	Tape	30.00
Encoder		34.95
Acct. Payable & Receivable	Tape	29.00
	Disk	35.00

VIC-20 Games

Exterminator Plus (Excellent)		$17.95
Anti Matter Splatter (Disaster)		17.95
Rescue From Nufon (Great)		12.95
Tank Wars (War Game)		15.95
Simon (Great for kids)		13.45
Dam Bomber (Avoid the enemy)		13.45
Breakout		7.95
Snack Man (Pac Man)		17.95
Defender on Tri		17.95
Amok	Cart.	23.95
	Cassette	19.94
Starfighter		17.95
Torg		15.95
Gridrunner		34.95
Invasion Orion		20.95
8K Backgammon		19.95

TO ORDER:
P.O. BOX 768
WICHITA, KS 67201
(316) 263-1095

AMERICAN EXPRESS® MasterCard VISA

Handling charges $2.00
C.O.D. (Add $2.00)
Personal checks allow 3 week delivery
VIC-20® is a registered trademark of Commodore
Prices subject to change

CARD "?" CARD/PRINT
$76.00
Universal Centronics Parallel Printer Interface for the VIC-20® or CBM-64. Use any parallel printer with your VIC-20® or CBM-64.

CARDBOARD 3
$35.95
Economy expansion interface for the VIC-20®

CARDBOARD 6
$87.50
An expansion interface for the VIC-20®. Allows expansion to 40 K or accepts up to six games. May be daisy chained for more versatility.

CARDETTE
$30.95
Use any standard cassette player/recorder with your VIC-20® or CBM-64

LIGHT PEN
$29.95
A light pen with programs to use with your VIC-20® or CBM-64

COMPU SENSE

TO ORDER:
P.O. BOX 768
WICHITA, KS 67201
(316) 263-1095

VISA · AMERICAN EXPRESS · MasterCard

Handling charges $3.00
C.O.D. (Add $2.00)
Personal checks allow 3 week delivery
VIC-20® is a registered trademark of Commodore
Prices subject to change

POWER LINE PROBLEMS?



SPIKE-SPIKER® ...THE SOLUTION

Protects, organizes, controls computers & sensitive electronic equipment. Helps prevent software "glitches", unexplained memory loss, and equipment damage. Filter models attenuate conducted RF interference. 120V, 15 Amps. Other models available. Ask for free literature.



DELUXE POWER CONSOLE
$79.95
Transient absorber, dual 5-stage filter. 8 individually switched sockets, fused, main switch, & lite.



QUAD-II $59.95
Transient absorber. Dual 3 stage filter. 4 sockets, lite.

QUAD-I $49.95
Transient absorber, 4 sockets.



MINI-II $44.95
Transient absorber, 3 stage filter, 2 sockets.

MINI-I $34.95
Transient absorber, 2 sockets.

VISA

KAGLO®
6584 Ruch Rd., Dept. CP
Bethlehem, PA 18017

215-837-0700
Out of State Order Toll Free
800-523-9685

DEALER INQUIRIES INVITED • CODs add $3.00 + Ship.

Timex Tutorial

The Programming Kit I, a BASIC tutorial program for Timex/Sinclair users, is among three new programs produced by Timeworks. *The Programming Kit*, a how-to learning approach to programming, includes an explanation of an eight-step approach to program design.

Family Pak is a set of five 2K programs designed for day-to-day home tasks. The programs are Check Book Balancer, Recipe Recorder, Mini-Money Manager, Homework Helper and Memoboard, a family message center.

Timeworks' third new program, *Scyon's Revenge*, is a deep-space combat game that includes 3-D simulation. The game is provided with a keyboard overlay to give you the feeling of punching command buttons rather than hunting and pecking on a keyboard.

Timeworks, Inc.
405 Lake Cook Road
Building A
Deerfield, IL 60015
(312)291-9200

Kindergarten Gallery

Midwest Software has developed a series of computer programs designed for kindergarten children.

The *Kinder Koncepts* software addresses reading awareness, math concepts, pattern recognition, letters, numbers, colors, and shapes.

All programs follow the same general format, operate with a single keystroke, and keep the necessity for reading to a minimum.

In each program, ten problems are presented. A correct answer is rewarded with a smiling face and a tune. An incorrect answer results in a frown and the chance to try again. Each program has a built-in graph so that progress can be monitored at a glance.

The programs are available on cassette or disk for all Commodore computers except the VIC-20. Disk versions also are available for the Apple II+. The cost is $7.95 per program for cassette or $69.50 for a disk with ten programs.

Midwest Software
Box 214
Farmington, MI 48024
(313)477-0897

Mickey's New Adventure

Walt Disney Productions has entered the computer software market, and it's making its debut with the help of Mickey Mouse.

Mickey in the Great Outdoors is a pair of interactive adventure games for children seven to ten years old. Mickey Goes Hiking develops grammar and spelling skills by requiring players to finish sentences and unscramble words to help Mickey through his adventure. Mickey Goes Exploring is a similar game, but is based on math skills and equation solving.

Mickey in the Great Outdoors, is being offered only for Atari computers, and distributed through Atari. This program, however, is just the tip of Walt Disney's software iceberg, according to the company.

Plans call for as many as 50 additional Walt Disney programs to be released this year, sup-



Mickey Mouse helps unscramble a word in Mickey in the Great Outdoors.

Products for Commodore, Atari, Apple, and others!

NEW

THE MONKEY WRENCH II
A PROGRAMMERS AID FOR ATARI 800
NEW AND IMPROVED — 18 COMMANDS
PLUGS INTO RIGHT CARTRIDGE SLOT

If you are a person who likes to monkey around with the ATARI 800, then THE MONKEY WRENCH II is for you!! Make your programming tasks easier, less time-consuming and more fun. Why spend extra hours working on a BASIC program when the MONKEY WRENCH can do it for you in seconds. It can also make backup copies of boot type cassette programs. Plugs into the right slot and works with ATARI BASIC cartridge.



$59.95

The MONKEY WRENCH provides 18 direct mode commands. They are: AUTO LINE NUMBERING — Provides new line numbers when entering BASIC program lines. RENUMBER — Renumbers BASIC's line numbers including internal references. DELETE LINE NUMBERS — Removes a range BASIC line numbers. VARIABLES — Display all BASIC variables and their current value. Scrolling — Use the START & SELECT keys to display BASIC lines automatically. Scroll up or down BASIC program. FIND STRING — Find every occurrence of a string, XCHANGE STRING — Find every occurrence of a string and replace it with another string. MOVE LINES — Move lines from one part of program to another part of program. COPY LINES — Copy lines from one part of program to another part of program. FORMATTED LIST — Print BASIC program in special line format and automatic page numbering. DISK DIRECTORY — Display Disk Directory. CHANGE MARGINS — Provides the capability to easily change the screen margins. MEMORY TEST — Provides the capability to test RAM memory. CURSOR EXCHANGE — Allows usage of the cursor keys without holding down the CTRL key. UPPER CASE LOCK — Keeps the computer in the upper case character set. HEX CONVERSION — Converts a hexadecimal number to a decimal number. DECIMAL CONVERSION — Converts a decimal number to a hexadecimal number. MONITOR — Enter the machine language monitor.

In addition to the BASIC commands, the Monkey Wrench also contains a machine language monitor with 16 commands used to interact with the powerful features of the 6502 microprocessor.

NEW

VIC RABBIT CARTRIDGE AND CBM 64 RABBIT CARTRIDGE



NEW FEATURE!
DATA FILES!

"High Speed Cassette Load and Save!"

$39.95
(includes cartridge and manual)



for VIC

Don't waste your Life away waiting to LOAD and SAVE programs on Cassette Deck.

Load or Save 8K in approximately 30 seconds! Try it—your Un-Rabbitized VIC or 64 takes almost 3 minutes. It's not only fast but VERY RELIABLE.

Almost as fast as 1541 Disk Drive! Don't be foolish — Why buy the disk when you can get the Rabbit for much, much less!

Allows one to APPEND Basic Programs!
Easy to install — just plugs in.
Expansion Connector on rear of the VIC Rabbit.
Works with or without Expansion Memory.
Works with VIC or 64 Cassette Deck.
12 Commands provide other neat features.
Fast Data Files - two data file modes.
Also Available for 2001, 4001, and 8032.

Now for the "64"

STCP — 300/1200 Baud
Standard Terminal Communications Package

PFO IOD OOA CP<D1>D2 BELL - 12:30:00 10-14-36

Don't settle for non-standard Communications Protocol! Access Micro Net, Source, Bulletin Boards, Local Mainframe, etc.



- Complete Package — Includes RS232 Interface Board and software (does not include modem)
- Communicates in Industry Standard ASCII
- Upload/Download to/from Disk
- Automatic File Translation
- Can be controlled from keyboard or user supplied basic or machine language program

Specify 3.0 or 4.0 ROMS or 8032 Commodore Computer 4040 or 8050 or PEDISK II Disk or CBM64 on 1541.

Price: $129.95

ATARI AND PET EPROM PROGRAMMER

Programs 2716 and 2532 EPROMs. Includes hardware and software. PET = $75.00 — ATARI (includes sophisticated machine language monitor) = $119.95



PET BASIC SCROLL PROGRAM

Scroll thru Basic Programs using cursor up/down keys. Specify computer. $6.00 on cassette, $9.00 on diskette.

65C02 MAE

Same as our MAE but enhanced for the new 65C02 Opcodes. Turns your computer into a development system for the new ROCKWELL 65C02 Microprocessor. $200.00 — Specify Computer.

6800 CROSS ASSEMBLER

A Cross Assembler based on the MAE that runs on the PET, Apple, or Atari but assembles opcodes for the Motorola 6800 microprocessor. Turns your computer into a development system for the Motorola 6800 Microprocessor. $200.00 — Specify Computer.

ATARI and VIC Cartridges

EHS can supply large quantities of ATARI and VIC Cartridges for software developers. If you need cartridges, call for pricing.

More than just an Assembler/Editor!
Now for the "64"

MAE
for PET APPLE ATARI
~~$169.95~~
New Price $99.95

It's a Professionally Designed Software Development System

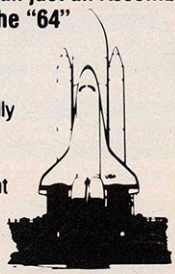

Blast off with the software used on the space shuttle project!

- Designed to improve Programmer Productivity.
- Similar syntax and commands — No need to relearn peculiar syntaxes and commands when you go from PET to APPLE to ATARI.
- Coresident Assembler/Editor — No need to load the Editor then the Assembler then the Editor, etc.
- Also includes Word Processor, Relocating Loader, and much more.
- Options: EPROM Programmer, unimplemented opcode circuitry.
- STILL NOT CONVINCED: Send for free spec sheet!



TRAP 65

TRAP 65 is a hardware device that plugs into your 6502's socket. Prevents execution of unimplemented opcodes and provides capability to extend the machines' instruction set. For PET/APPLE/SYM. Reduced from $149.95 to $69.95

5¼ INCH SOFT SECTORED DISKETTES

Highest quality. We use them on our PETs, APPLEs, ATARIs, and other computers. $22.50/10 or $44.50/20



Prowriter Printer - Excellent dot matrix print parallel =call
Serial = Call IEEE = Call

DC Hayes Smart Modem = $235.00
DC Hayes Micro Modem II = $289.00

Rana Disk Drive - 375
4 Drive Controller - 114

EPROMS 2716 = $4.50 2532 = $7.50
Over 40 Commodore Programs by Baker (on 4040) = $25.00

eastern house

3239 Linda Dr.
Winston-Salem, N.C. 27106
(919) 924-2889 (919) 748-8446
Send for free catalog!

VISA
MasterCard

porting Atari, Radio Shack, Texas Instruments, NEC, and Panasonic computers, and distributed through those companies.

Walt Disney Telecommunications
500 South Buena Vista St.
Burbank, CA 91521
(213)840-1111

Add 64K To Timex/Sinclair

Sunflower Systems has produced a 64K RAM pack for the Timex/Sinclair computers.

The self-contained memory expander plugs into the computer just like the Timex 16K RAM. No additional equipment is needed.

The unit, housed in metal to eliminate radio frequency interference, sells for $119.95 plus $5 for shipping.

Sunflower Systems
718 East Avenue B
Hutchinson, KS 67501
(316)662-2134

Science Fiction Text Adventure

Cyborg is a science fiction text adventure that has no treasures to collect and no score to tally.

The adventure is available from Sentient Software for $34.95 in versions for Atari, Commodore 64, Apple, and IBM.

The game includes character development, animals to talk to, opinions from the Cyborg, and a command structure that allows full sentences.

Sentient Software, Inc.
P.O. Box 4929
Aspen, CO 81612
(303) 925-9293

Turn On The Juice

Tronix, a young company that made its first splash in the VIC-20 market, has added the Commodore 64 to its repertoire.

The company's latest creation is *Juice*, a fast-paced strategy game for the 64 and Atari computers. The hero in *Juice* is Edison, whose job is to complete circuit boards in the face of all the troubles his adversary – Killerwatt – can throw his way.

The game includes six play levels, each with three rounds plus a bonus round. The 32K Atari version sells for $29.95, and the Commodore 64 version sells for $34.95.

Another Tronix offering for the 64 is *Kid Grid*, which previously had been released in an Atari version. In the game, "the Kid" darts around a grid trying to connect all the dots while eluding four bullies. *Kid Grid* sells for $34.95.

In addition to branching into the 64 market, Tronix has bolstered its VIC-20 lineup with the addition of three new cartridge games, *Deadly Skies*, *Scorpion*, and *Gold Fever!*.

Deadly Skies is a shoot-em-up

NEW •pro-file• FANTASTIC NEW SOFTWARE for your COMMODORE 64 $49.95

Also Available . . . Pro-Geny GENEALOGY

I. AN EASY TO USE DATA BASE
II. FILE MAINTENANCE (renaming, copying, etc.)
III. UP TO 500 RECORDS per FILE
IV. PRINTS ADDRESS LABELS
V. Master Card * Visa * C.O.D. Orders Accepted
VI. Send Orders and Inquiries to:

A-1 SERVICES
7103 W. Clearwater H-228 • Kennewick, WA 99336
Dealer Inquiries Welcome (509) 783-4980

RECORDS FOR 4 GENERATIONS

Why Does Your VIC-20 Need a MOTHER?
-A MOTHER PROVIDES. PCS Model VM 101 provides 6 slots for memory, programming aids and game cartridges (even autostart ROM's). Change programs as easily as a TV (with a rotary switch) or combine cartridges for programming.
-A MOTHER PROTECTS. With VM 101, everything going into or out of your computer is buffered. This means voltage is adjusted and errors from electronic noise are eliminated.
-A MOTHER MENDS. A solid state RESET switch recovers the keyboard when RUN/STOP-RESTORE won't. This can save hours of retyping since memory is preserved.
-And this MOTHER has an auxiliary power supply. Expand loaded systems without fuse failure, isolate noisy I/O or make memory non-volatile. VM 101 $87

How Much Memory Does Your VIC Need?
-Now there is a memory that grows with your programming skills. Buy PC Specialties' Model VM 201 with 8K and then expand it when you need. And 201 has a slot for any existing memory expansion.

SEND CHECK or M.O. (Pa. res. add 6%) TO: Personal Computer Specialties
P.O.23 FLEMING, PA. 16835
VM 201-8K $59
VM 201-16K $87
VM 201-24K $115
WRITE FOR SPEC. SHEET

MTS©
The Intelligent Choice In Personal Software.
•C-64/VIC-20
MTS offers you:
Professional Solutions
Quality Software
Affordable Prices
And . . . Service
*Reg. T.M. of Commodore Inc.

BCALC Electronic Spreadsheet
YOUR FILING SYSTEM Sequential Database
THE SMART 64 TERMINAL Flexible Emulator
YOU CAN DO MATH! Sophisticated Tutorial
BASIC AID Programmer Tools

Dealer availability inquiries (203) 389-8383
MICROTECHNIC SOLUTIONS INC.™ P.O. BOX 2940, New Haven, Ct. 06515

```
10 PRINT "        C-64
12 PRINT "         OR
14 PRINT "    ANY SIZE VIC
16 PRINT
18 PRINT "SPECIALIZED HARDWARE &
20 PRINT "SOFTWARE COMBINATION
22 PRINT "ALLOWS YOU TO ESCAPE
24 PRINT "FROM THE MOST SEVERE
26 PRINT "CRASHES INCLUDING FULL
28 PRINT "LOCKOUTS AND RECOVER
30 PRINT "YOUR ORIGINAL PROGRAM
32 PRINT "INTACT !  PLUGS INTO
34 PRINT "USER PORT.  CAN EVEN
36 PRINT "BE INSTALLED AFTER THE
38 PRINT "CRASH.  ALSO LETS YOU
40 PRINT "BREAK OUT OF ML AND
42 PRINT "DEDICATED PROGRAMS AT
44 PRINT "WILL FOR COPYING OR
46 PRINT "VIEWING.  LETS YOU
48 PRINT "RECOVER FROM 'NEW' AND
50 PRINT "EXECUTE SAVES WHEN
52 PRINT "'OUT OF MEMORY' STOPS
54 PRINT "THEM.  CAN YOU GET
56 PRINT "OUT OF THIS CRASH AND
58 PRINT "KEEP YOUR PROGRAM NO
60 PRINT "MATTER HOW LARGE, IN
62 PRINT "SECONDS ??":SYS 60835
```

HACKER'S HARDWARE
POB 7933
SAN DIEGO
CA. 92107

CRASH

$23.99 + $3.00 S&H
SPECIFY DISK/TAPE
10 DAY TRIAL

EXPOTEK

2723 W. Windrose • Suite 3
Phoenix, Arizona 85029

1-800-528-8960

GUARANTEED LOW PRICES

APPLE CARDS
16K RAM — $78 Z80 CARD — $235
Videx Card — $227 Viewmax-80 — $175
Micro Soft Prem. PK — $465

ALTOS
5-15D — $2120 586 — 14 CALL
580-10 — $4695 586-10 — $5698
580-14 — $9395 8600-12 — $8950

CITOH
F10 40cps — $1090 F10 55cps — $1499
1550P — $599 1550CD — $655
8510P — $375 8510BCD — $499

DATASOUTH
DS120 — $595 DS180 — $1169

DIABLO
630RO — $1725 620 — $895

APPLE-LOOK-A-LIKE Call

HAZELTINE
1500 — $995 ESPRIT I — $498

MICRO SCI A2
$265 — Apple Drive/Card — $375

MODEMS
HAYES — MICROMODEM — $263
HAYES — SMARTMODEM — $199
HAYES — 1200 Baud — $499

MONITORS
Amdek 300 — $130 Color I — $295
Amdek Color II — $425 Amber — $145
BMC Green — $85 USI Amber — $149

NORTHSTAR
Advantage — $2250 280A — $1950
5m Byte — $3350 15m Byte — $4499

NEC
8023 — $399 7710 — $1999
3510 — $1375 3550 — $1750

OKIDATA
M92A — $ CALL M93A — $ CALL
M82A — $ CALL w/Tractor & Grap. $ CALL
M84P — $ CALL M84S — $ CALL
Pacemark 2350P — $ CALL

TELEVIDEO
802 — $2520 802H — $4450
806 — $4950 800A — $1250
803 — $1890 1603 — $2695

TELEVIDEO
910 — $569 925 — $718
970 — $1040 950 — $899

TI
810 — $1240 820 — $1795

ZENITH
Z19 — $670 Z89 — $2129

SOFTWARE
All Major Brands - 25% off list - $ CALL

DISKETTES/BOXES
Elephant — $19 Scotch — $25 Dysan — $35

All Prices Subject To Change

Customer Service
602-863-0759

ACCOLADE COMPUTER PRODUCTS

ATARI 850 Interface	$185.00
ATARI 410 Recorder	75.00
ATARI Disk Drive	449.00
PERCOM Double Density	599.95
EPSON Mx 80 ft. w/graftrax	$479.95
EPSON Mx 100 ft. w/graftrax	697.50
EPSON Fx 80 (160 CPS)	595.00
GEMINI 10x (120 CPS)	329.95
GEMINI 15	649.95
OKIDATA 82A (120 CPS)	459.95
DAISY Silver Reed	799.95
BMC (12" Green)	99.95
BMC (12" Color)	342.50
ATARI Writer	$77.50
Programmer's Kit	49.95
Family Finance	38.95
Juggles House	22.95
Juggles Rainbow	22.95
My First Alphabet	27.95
ATARI Basic	45.95
Missile Command	28.95
Pacman	34.95
Centipede	34.95
Qix	34.95
Dig Dug	34.95
Defender	34.95
Galaxian	34.95
Donkey Kong	38.75
E.T. Phone Home	38.75
Eastern Front	38.75
Miner 2049er	37.50
Zaxxon	29.95
Frogger	26.95
Choplifter	33.95

Dealer Inquiries Welcome
WE WILL TRY TO MEET OR BEAT ANY ADVERTISED PRICE

ACCOLADE COMPUTER PRODUCTS
4858 Coronado Ave.
San Diego, Ca 92107
(619) 223-8599

Calif. Res. add 6% Sales Tax
Shipping & Handling $4.00
Foreign Orders add $5.00
Payment in U.S. Funds only
COD Charge $1.65
COD's, Cashier Check or Money Orders
Personal checks must take 2 weeks to clear

WHY SPEND MORE?
SUPERBYTE BUSINESS PACK
ON DISK FOR THE
Commodore 64*
OR
Vic 20 (8K)*

INCLUDED ARE...

***THE ACCOUNTANT**
General Ledger, Income Statement & Balance Sht.
***ACCOUNTS RECEIVABLE/ PAYABLE**
Journal for current & paid accounts
***THE EDITOR**
Full feature word processor
***SPREAD SHEET CALC.**
Complete spread sheet/calculating program
***BUSINESS INVENTORY**
Inventory control system
***CHECKBOOK MATE**
Checkbook maintenance & writer
***THE MAILMAN**
Address file with sorting
***PLUS 6 UTILITY PROGRAMS**
Profit Margin/Bus. Calendar & Data Base
Pert Model/Linear Regression/Depreciator
Amortization

FULL PRINTER CAPABILITIES
COMPLETE REFERENCE MANUAL

ONLY $100.00
By Check, Charge or COD ($ Shipping)

SUPERBYTE SOFTWARE
Master Card
2 CHIPLEY RUN
WEST BERLIN, NJ 08091
(609) 346-3063
Visa

*Trademarks of Commodore Business Machines

CARDRAM 16

16 K Memory Expansion Cartridge for the VIC-20® Personal Computer

FEATURES:
- Provides the equivalent of two 8K RAM cartridges.
- Each 8K is individually switch selectable by block.
- Opening in case to provide easy switch access.
- Uses 8 low power CMOS 2K x 8 static RAM chips.
- High quality glass/epoxy circuit board.
- Gold plated contacts.
- Individually tested.
- Made in the U.S.A.

$50.50

COMPU SENSE

TO ORDER:
P.O. BOX 768
WICHITA, KS 67201
(316) 263-1095

AMERICAN EXPRESS® VISA MasterCard

Handling charges $3.00
C.O.D. (Add $2.00)
Personal checks allow 3 week delivery
VIC-20® is a registered trademark of Commodore
Prices subject to change

commodore
SUPER-MART
★★★★★★★★★★★★★★★
$$$ SAVE TIME & MONEY $$$
HANNA ENTERPRISES
1303 COLUMBIA DR. suite 207
Richardson, Texas 75081
OUTSIDE OF TEXAS CALL
1-800-527-1738
TO ORDER CALL (214)
231-2645
MasterCard & Visa accepted
add 3% surcharge for credit cards
F.O.B. Dallas, Texas
9:30 a.m. - 6:30 p.m. (m-f)
10:30 a.m. - 2:30 p.m. sat.

COMMODORE COMPUTERS

B-500-128k	$777.20
PET 64	$627.50
8032	$627.50
8096	$876.25
9000 Super Pet	$1071.25
c-64	$233.00
Executive 64 portable	CALL

COMMODORE DISK DRIVES

1541 (170k)	$250.50
2031	$311.00
4040 (340k)	$657.85
8050 (1mg)	$981.90
8250 (2mg)	$1226.50
9060 hard disk (5mg)	$2040.00
9090 hard disk (7.5mg)	$2290.00

COMMODORE PRINTERS

1525 (30cps)	$238.75
1526 (100cps)	$343.95
4023 CBM (100cps)	$330.95
8023 (160cps)	$537.95
6400 daisy wheel CBM	$1417.75
new! 1520 plotter printer	$178.50

COMMODORE PERIPHERALS

1701 color monitor	$249.95
c1600 modem	$59.30
c1650 automatic modem	$94.50
Datasette 1530	$58.50
CBM 64k memory board	$246.95
Super Pet upgrade board	$488.95
Cables PET-IEEE	$34.95
Cables IEEE-IEEE	$42.95

COMMODORE SOFTWARE FOR CMB

Wordpro4+ or 5+	$305.00
Visicalc (Expanded)	$195.00
BPI G/L A/R A/P Inv. etc.	$320 ea.
MANAGER (database)	$195.00
c64 SOFTWARE:	
Easy script	$99.95
Easy mail	$49.95
Word/name machine	$29.95
Logo	$99.95
Pilot	$99.95
Music machine	$29.95
Music composer	$29.95

game in which the player, equipped with a squadron of helicopters, takes on a military base. *Gold Fever!* is a maze game in which a prospector faces runaway boxcars, boulders, claim jumpers, and a limited supply of oxygen. The object of *Scorpion* is to keep the snake alive and fed in the midst of a world filled with dragons, frogs, Venus's-flytraps, stalkers, worms, and pods.

Each of the VIC-20 games sells for $39.95.

Tronix Publishing, Inc.
8295 S. La Cienega
Inglewood, CA 90301
(213)215-0529

A Program To Remember

Memory Trainer, an interactive program to teach memory improvement, is available from Einstein.

The program, which is available for the Apple, Atari 800, and Commodore 64, is based on memory improvement research from the past 100 years.

MemoryTrainer includes five lessons in a three-disk package that sells for $89.95. The lessons teach the ability to remember faces, dates, telephone numbers, lists, and quotations, and to use association as a memory tool.

The package also includes Memory Mix, a game that provides practice for each memory skill.

The Einstein Corporation
11340 W. Olympic Blvd.
Los Angeles, CA 90064
(213) 477-6733

VIC Wafer Storage

A low-cost micro-wafer storage device for the VIC-20 will be available later this year from Unitronics, through a licensing agreement with Vadem, the unit's builder.

The V-20 Expander is described as an inexpensive alternative to floppy disk storage for low-end computers. It reads or writes data to small tape cassettes at a speed approaching that of disks.

The device, which measures 5x6x7 inches, plugs into the VIC's cartridge expansion slot. It includes a 10K RAM memory expansion board, a 64K data wafer and high-speed micro-wafer drive, a filing system, and VWOS – the Vadem Wafer Operating System.

Because VWOS is able to access the computer's memory bus directly, rather than through a serial port, the V-20 is able to improve on the data transfer rates of existing micro-wafer devices.

The expander is expected to sell for about $100.

Vadem
3517 Ryder Street
Santa Clara, CA 95051
(408) 738-0571

Stand-On Game Controller

The Joyboard, a game controller that involves the whole body rather than just the hands, has been introduced by Amiga for the VIC-20 and Atari computers.

The Joyboard, which comes with *Mogul Maniac*, a skiing simulation game, will sell for about $50. Other games designed for use with the Joyboard – *Surf's Up* and *Off Your Rocker* – will cost about $20.

The Joyboard also can be used with many existing maze-type games to provide a different challenge, or, for shoot-em-up games, a conventional joystick can be plugged into the Joyboard to control firing, while your feet control direction.

Amiga also has produced a version of its Power-Stick joystick for the TI-99/4A. This includes two controllers hard-

HARMONY VIDEO & COMPUTERS
800-221-8927

JVC ● PANASONIC ● SONY PROFEEL ● ZENITH ● HITACHI ● QUASAR

G.E. ● SANYO ● SONY PROJECTION ● TDK ● MAXELL ● FUJI ● SCOTCH ● SONY ● RCA

COMMODORE	
VIC 20	89.95
COMMODORE	199.95
VIC 2N DATASETTE	59.95
COMMODORE DISC DRIVE	209.95
1525B PRINTER	209.95
COMMODORE MONITOR	249.95
VIC TELEPHONE MODEM	69.95
RS 232 TERMINAL INTERFACE	CALL
IGEE-488 INTERFACE	CALL
VIC 8K MEMORY PAC	39.95
VIC 16K MEMORY PAC	89.95
MOTHER BOARD	89.95
VIC 3K SUPER EXPANDER	
VIC PROGRAMMER'S AID	CALL
VIC MON	CALL
INTRO TO BASIC I & II	69.95

APPLE 2 PLUS
999.95

APPLE 2E
CALL



EPSON
MX 80 PRINTER
399.95

EPSON
FX 80 PRINTER
599.95

ATARI		
ATARI	400 W16K	129.95
ATARI	800 W48K	249.95
ATARI	1200 XL W64K	369.95
ATARI	410 RECORDER	76.95
ATARI	1010 RECORDER	77.95
ATARI	810 DISC DRIVE	389.95
ATARI	830 ACOUSTIC TEL. MODEM	159.95
ATARI	850 INTERFACE	169.95
ATARI	822 THERMOL PRINTER	CALL
ATARI	1020 40 COL. PRINTER	219.95
ATARI	1025 80 COL. PRINTER	379.95
ATARI	16K MEMORY EXPANDER	89.95
ATARI	WORD PROCESSOR	69.95
ATARI	BASIC REF. GUIDE	CALL
ATARI	PROGRAMMER KIT	CALL
ATARI	ENTERTAINER KIT	29.95

WE CARRY A FULL LINE OF SOFTWARE FOR ATARI AND COMMODORE
CALL FOR LOWEST PRICES

ALL SONY T.V.'s IN STOCK CALL FOR LOWEST PRICES

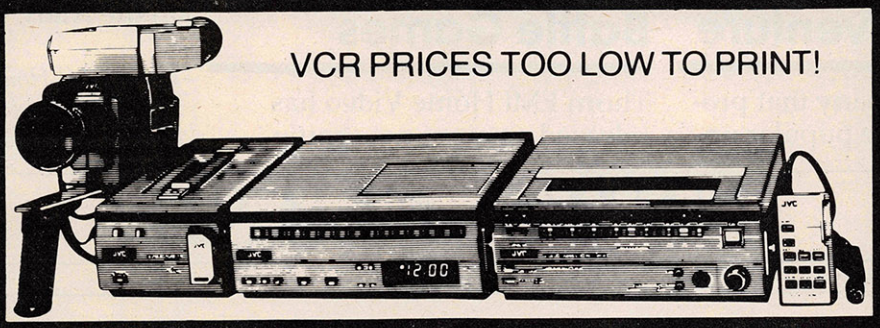

ALL VCR's IN STOCK CALL FOR LOWEST PRICES

VIDEO TAPE (By case of 10 only)

	VHS T120	VHS T160	HIGH GRADE	BETA L500	BETA L750	BETA L830
TDK	8.85	14.75	10.75	6.50	7.99	10.25
FUJI	9.65	14.75	11.75	6.50	7.99	
MAXELL	8.40	13.50	10.25	6.50	7.99	10.25
MEMOREX	8.75	13.50	10.50	6.50	7.99	10.25
SCOTCH	8.50	13.50	10.25	6.50	7.99	
SONY			10.25	6.99	8.40	10.25
JVC	9.50	13.50	11.50			
RCA	8.90					
PANASONIC	8.50					

TDK PROFESSIONAL T120	15.95
MAXELL PROFESSIONAL L750 OR T120	15.95
MEMOREX PROFESSIONAL	16.95

FOR THE LOWEST PRICES ON VIDEO CALL 800-221-8927

To order simply dial toll free 800-221-8927 with your Master Card or VISA and your order will arrive via UPS or send certified check or money order only to: HARMONY VIDEO AND ELECTRONICS, 2357 Coney Island Ave., Brooklyn, N.Y. 11223, and add approximate shipping postage and insurance charges. Credit cards for phone order only. For customer service please dial (212) 627-8960. All pries and availability subject to change without notice. All orders shipped out of state. Dealer inquires invited!!! For sales info dial (212) 627-6989. Open Sun. 10-4 Mon.-Thur. 9-7 Fri. 9-3.

800-221-8927

COMMODORE ATARI APPLE TEXAS INSTRUMENTS EPSON



The Joyboard from Amiga transfers videogame control from your hands to your entire body.

wired into a single plug to fit the TI's single jack configuration. The pair will sell for about $20.

Amiga Corporation
3350 Scott Boulevard, Building 7
Santa Clara, CA 95051
(408) 748-0222

Add-On Adventure

Infocom, the company that produced the *Zork*, the popular underground fantasy series, is launching a new trilogy that will take the adventurer into the world of magical powers and perilous predicaments.

The first in the new series, *Enchanter*, scheduled to be available by mid-September, is a prose adventure that takes place in an abandoned castle. The passage of time plays an important role in the game: you must eat, drink, and sleep regularly, or your powers will fail.

The game, which will be available in versions for most popular microcomputers, will retail for $49.95 to $59.95.

Infocom, Inc.
55 Wheeler St.
Cambridge, MA 02138
(617) 492-1031

Battle Games

Thorn EMI Home Video has released a pair of new battle games, *Orc Attack* and *Fourth Encounter*.

In *Orc Attack*, the player must defend his castle against the Orcs, who erect ladders and scale the castle walls under cover of a volley of crossbow bolts from their archers. The game, which is available for the Atari 400 and 800, sells for $39.95.

Fourth Encounter is a cartridge game for the VIC-20. The challenge here is to save a planet from an invasion of aliens, who bring with them slavery, death, and destruction. *Fourth Encounter* is available for $39.95. In addition to these two new games, Thorn EMI has converted a couple of other games into new formats. *Submarine Commander*, previously released as an Atari game, is now available for the VIC, and *River Rescue* now can be played on the Atari.

Thorn EMI Home Video
1370 Avenue of the Americas
New York, NY 10019

VIC-20

NEWS FLASH!

CBM-64

INTERESTING SOFTWARE

AUGUST 1983

GRAFDOS NOW AVAILABLE FOR CBM-64

After a year of development, GRAFDOS, an enhanced new disk operating system will make life easier for thousands of disk owners. No longer do you have to use the cumbersome wedge, GRAFDOS provides over 40 new commands for both DOS and BASIC. Below is a list of new commands:

DOS COMMANDS

LOAD"file name"	CATalog
SAVE"filename"	INIT
RUN"filename"	WATCH
BLOAD"filename"	OFF
BSAVE"filename"	STAT
RENAME	CHAIN
DELETE	

BASIC COMMANDS - HIRES

PLOT	FLIP
HGR	WCHAR
SCREEN	DRAW
ALT	COPY
NORM	PIC
	PSAVE

LORES

LGR	HLIN
LCOL	VLIN
LPLOT	

MISC. COMMANDS

KEY	VTAB
SOUND	HTAB
HOME	HIMEM
TRAP	SPEED
TEXT	EXIT
BASIC	CTRL-G

As an added bonus, GRAFDOS includes the MINI-MON, a powerful machine language monitor and mini-assembler with 20 commands! (See description below.)

The disk also comes with sample programs and demos including a music generator!

This is a DOS that every CBM-64 owner should have on every disk!

ORDER NOW! ONLY $39.95

MINI-MONITOR NOT SO MINI!

A powerful machine code monitor which is not so mini has 20 commands to:

Disassemble 6502 code
Examine memory
Text dump
Move memory
Hunt memory for a string
Fill memory with any byte
HEX - DEC conversion
Edit code
Mini³assembler
Switch kernal to RAM
Switch BASIC to RAM

The only thing mini in this monitor is the price! VIC-20 version requires 8K expansion.

Cassette $15.95
Disk $19.95

PROTECT YOUR INVESTMENT WITH ATTRACTIVE DUST COVERS!

After investing several hundred dollars in a computer or disk drive, protect it from harmful dust or liquid spills. Dust covers are made of durable, water resistant, brown canvas.

For computer or disk $7.95
Old style datasette $5.95
New style datasette $5.95

MORE BOOKS BECOME AVAILABLE FOR VIC-20

Our selection of books is becoming larger with special discounts for our customers!

	LIST	OUR PRICE
KIDS AND THE VIC	19.95	15.95
VIC 20 USERS GUIDE	15.95	11.95
VIC GRAPHICS	12.95	9.95
VIC REVEALED	12.95	9.95
STIMULATING SIMULATIONS	6.50	4.95
I SPEAK BASIC TO MY VIC	8.45	6.75

SUPER FAST GAMES FOR THE VIC 20

New aliens have been found invading thousands of VIC's. They come in all shapes and sizes terrorizing VIC owners everywhere. Now, you too, can shoot it out with these menaces!

		LIST	OUR PRICE
SCORPION	cart.	39.95	29.95
DEADLY SKIES	cart.	39.95	29.95
GOLD FEVER	cart.	39.95	29.95
CRATER RAIDER	cart.	34.95	26.95
CYCLON	cart.	34.95	26.95
SIDEWINDER 8K	cass.	29.95	19.95
SWARM	cass.	29.95	19.95
GALACTIC BLITZ	cass.	24.95	16.95
QUACKERS	cass.	15.95	11.95

PEN P.A.L. HELPS PROGRAMMERS

P.A.L., which stands for Programmers Aids and Logs, is a perfect complement with the Users and Reference manuals. It provides 95 pages of color coded tear-out worksheets including:

REFERENCE charts
CHARACTER worksheets
SCREEN layouts
EZ GRAPH graphic aids
FLOW CHARTING aids
TRICKS AND HINTS
TAPE CASSETTE log book
BASIC dictionary

This is sure to become a MUST item for every programmer. Regularly $9.95, our price is only $7.95.

STELLAR TRIUMPH

A great new, all machine code game is now available for your CBM-64. Features exciting hires color graphics and spectacular sound effects. A two player game with many variations such as reverse gravity, bounce back, speed control, and more. Prepare yourself into an all-out space battle.

From H.A.L. Labs
tape or disk $24.95

INTERESTING SOFTWARE
21101 S. Harvard Blvd.
Torrance, CA 90501
(213) 328-9422

Visa/MC/Check/Money Order - Add $2.00
CA residents add 6½% sales tax.
Dealer inquiries invited.

APPLE COUNTRY LTD.

YOU'RE GONNA LOVE THESE ROCK BOTTOM PRICES!

ACTION	99.00	68.95
ADVANCED MUSIC SYSTEM	29.95	21.95
AE	34.95	24.49
ANTI-SUB PATROL	29.95	21.95
APPLE CIDER SPIDER	39.95	27.95
ARCADE MACHINE	59.95	41.49
ARMOR ASSAULT	39.95	27.95
ATARI BOOKKEEPER KIT	249.95	179.95
ATARI MACRO ASSEM/TEXT ED	89.95	64.49
ATARI MICROSOFT BASIC II	89.95	64.49
ATARI MUSIC COMPOSER-ROM	39.95	29.95
ATARI PILOT EDUCATION-ROM	129.95	94.95
ATARI PROGRAMMER KIT	59.95	45.95
ATARI SPEED READING	74.95	54.95
ATARI TECH USER NOTES	29.95	21.95
ATARI TOUCH TYPING	24.95	17.95
ATARI WRITER	79.95	56.95
BANDITS	34.95	24.95
BANK STREET WRITER	69.95	49.95
BASIC COMPILER	99.95	68.95
BATTLE FOR NORMANDY	39.95	27.95
BATTLE OF SHILOH	39.95	27.95
BILESTOAD	29.95	21.95
THE BLADE OF BLACKPOOL	39.95	27.95
BOOK OF ATARI SOFTWARE'83	19.95	14.95
BUG/65	34.95	24.49
C/65	80.00	54.95
CAP'N COSMO	34.95	18.95
CASTLE WOLFENSTEIN	29.95	21.95
CENTIPEDE-ROM	44.95	31.95
CHOPLIFTER - ROM	44.95	31.95
COCO	49.95	34.49
COCO II	39.95	27.95
COLOR PRINT	39.99	27.95
COMMUNICATOR KIT	279.95	214.95
CONVERSATIONAL FRENCH	59.95	42.95
CONVERSATIONAL SPANISH	59.95	42.95
THE COSMIC BALANCE	39.95	27.95
CROSSFIRE-ROM	44.95	29.95
CYTRON MASTERS	39.95	27.95
DA FUZZ	44.95	31.95
DATA PERFECT	99.95	74.95
DATALINK	39.95	27.95
DAVID'S MIDNIGHT MAGIC	34.95	24.49
DEADLINE	49.95	34.49
DEFENDER	44.95	31.95
DE RE ATARI	19.95	14.49
DIG DUG	44.95	31.95
DISK MANAGER	29.95	21.95
DISK WORKSHOP	34.95	24.49
DISKETTE INVENTORY SYSTEM	24.95	17.49
DISKEY	49.95	34.49
DISKSCAN	40.00	28.00
DISKWIZ	29.95	21.95
DIVISION I	44.95	31.95
DNIEPER RIVER LINE	30.00	21.95
DODGE RACER	34.95	24.49
EASTERN FRONT (1941)	29.95	21.95
EDIT 6502-ROM	199.95	144.95
THE EDUCATOR KIT	164.95	109.95
FACEMAKER	34.95	24.49
FANTASTIC VOYAGE-ROM	34.95	26.49
FILE MANAGER +	99.95	68.95
FINANCIAL WIZARD	59.95	39.95
FLAME LORDS	34.95	24.95
FLASH GORDON-ROM	34.95	26.95
FLIP OUT	29.95	21.95
FIREBIRD-ROM	39.95	27.95
FORT APOCALYPSE	34.95	24.49
FROGGER	34.95	24.49
GALAXIAN	44.95	31.95
GHOST ENCOUNTERS	29.95	21.95
GHOSTLY MANOR	24.95	17.95
GLOBE MASTER	29.99	21.95
GORF-ROM	44.95	28.49
GRAPHIC GENERATOR	24.95	17.49
GRAPHIC MASTER	39.95	27.95
THE HOME ACCOUNTANT	74.95	54.95
JOURNEY TO THE PLANETS	29.95	21.95
JUMPMAN	39.95	27.95
KIDS AND THE ATARI-BOOK	19.95	13.95
KINDERCOMP	29.95	21.95
K-RAZY SHOOTOUT-ROM	49.95	34.49
KING ARTHUR'S HEIR	29.95	21.95
LEGIONNAIRE	35.00	25.00
LETTER PERFECT (40/80)	149.95	109.95
LETTER PERFECT UTILITY	29.95	21.95
LUNAR LEEPER	29.95	21.95
MASTER MEMORY MAP	6.95	4.95
MASTER TYPE	39.95	27.95
MATING ZONE	29.95	21.95
MATCH BOXES	29.95	21.95
MAURAUDER	34.95	24.49
MAX/65 (WITH OS/A+)	80.00	54.95
MICKEY IN GREAT OUTDOORS	49.95	35.95
MINER 2049'ER-ROM	49.95	34.49
MISSILE COMMAND-ROM	34.95	26.49
MONSTER SMASH	29.95	21.95
MORL	44.95	31.95
NAUTILUS	34.95	24.49
NECROMANCER	34.95	24.49
THE NIGHTMARE	29.95	21.95
OPERATION WHIRLWIND	34.95	24.49
OS-A+ & BASIC A+	80.00	54.95
PAINT	39.95	29.95
PINBALL	29.95	21.95
P.M.ANIMATOR	34.95	24.49
POKER-S.A.M.	24.95	17.95
PREPPIE II	34.95	24.49
PYRAMID PUZZLER	44.95	31.95
QIX	44.95	31.95
RASTER BLASTER	29.95	21.95
READING FLIGHT	44.95	31.95
ROUNDABOUT	29.95	21.95
SAMMY LIGHTFOOT	34.95	24.49
SAMMY THE SEA SERPENT	23.95	16.95
SEA DRAGON	34.95	24.49
SEA FOX	29.95	21.95
747 LANDING SIMULATOR	22.95	16.95
SHADOW WORLD	34.95	24.49
SHAMUS-ROM	44.95	31.95
SNEAKERS	29.95	21.95
SOFTWARE AUTO-MOUTH (SAM)	59.95	41.49
SPEED READ PLUS	59.95	41.49
SPEEDWAY BLAST	29.95	21.95
SPELLING BEE GAMES	39.95	27.95
SPELL WIZARD	79.95	54.95
STARCROSS	39.95	27.95
STAR MAZE	44.95	31.95
STAR RAIDERS-ROM	44.95	31.95
STAR WARRIOR	39.95	27.95
STORY MACHINE	34.95	24.49
SUPERMAN III	49.95	35.95
SURVIVOR	34.95	24.49
SWIFTY TACH MASTER	29.95	21.95
SYN ASSMBLER	49.95	34.49
TELECOM	69.95	49.95
TELETALK	49.95	36.95
TELETARI	39.95	27.95
TEMPLE OF APSHAI	39.95	27.95
TEXT WIZARD I	99.95	68.95
TIGERS IN THE SNOW	39.95	27.95
TIME WISE	29.95	21.95
TYPE ATTACK	39.95	27.95
TUTTI FRUTTI	24.95	17.95
VC	25.00	17.49
VISICALC	199.00	149.95
WARLOCK'S REVENGE	34.95	24.49
WAY OUT	39.95	27.95
WIZARD&PRINCESS HIRES ADV	32.95	22.95
WIZARD OF WOR - ROM	44.95	31.95
YOUR ATARI COMPUTER-BOOK	16.95	12.95
ZAXXON	39.95	27.95
ZORK I II OR III	39.95	27.95

AMDEK COLOR I PLUS MONITOR		319.00
APPLE EMULATOR	CBM64	79.50
CARDBOARD (6 CART + RESET)	VIC-20	70.00
THE CARD? (FOR PARALLEL PRTR)	CBM64&VIC-20	58.00
CARDETTE (CASSETTE INTFCE)	CBM64&VIC-20	22.00
CARDAPTER/1 ATARI 2600 INTFCE	VIC-20	50.00
CARDWRITER/1 LIGHT PEN W/CASS	CBM64&VIC-20	16.50
COMMODORE 64 HOME COMPUTER	CBM64	369.50
COMMODORECOLOR PLOTTER	CBM64&VIC-20	179.50
COMMODORE 1530 DATASETTE	CBM64&VIC-20	65.00
COMMODORE 1541 DISK DRIVE	CBM64&VIC-20	329.50
COMMODORE 1525 PRINTER	CBM64&VIC-20	329.50
COMMODORE 1600 MODEM	CBM64&VIC-20	95.50
COMMODORE COLOR MONITOR	CBM64&VIC-20	269.50
COMMODORE 1650 AUTODIAL MODEM	CBM64&VIC-20	169.50
MICRO EXPANSION CHASSIS	CBM64	35.75
VIDEO PAK 80 (80 COLUMN)	CBM64	129.00
VIDEO PAK 80 WITH CP/M	CBM64	219.00
ATARI 800 48K	$489-$100 REBATE=	389.00
ATARI 1200 64K	$519-$100 REBATE=	419.00
ATARI NUMERIC KEYPAD		94.95
ATARI PROGRAMMER KIT		49.95
410 RECORDER		72.95
810 DISK DRIVE		424.95
850 INTERFACE MODULE		169.95
C. ITOH PROWRITER I		394.95
C. ITOH PROWRITER II		649.95
C. ITOH STARWRITER		1325.00
CASSETTE 'N CARTRIDGE FILE		21.95
ELEPHANT SS/SD DISK		10/16.95
ELEPHANT SS/DD DISK		10/19.95
ELEPHANT DS/DD DISK		10/25.95
EPSON FX-80 W/TRACTOR		LOW!!
EPSON MX-100 F/T		LOW!!
FLIP'N-FILE		21.95
GEMINI-10 PRINTER		LOW!!
GEMINI-15 PRINTER		LOW!!
IN HOME 400 KEYBOARD		94.95
INTEC 32K RAM		69.95
INTEC 48K RAM		119.95
MOSAIC 64K RAM SELECT		149.95
HAYES SMARTMODEM 300 BD		194.95
HAYES SMARTMODEM 1200 BD		499.95
NEC 8023 PRINTER		459.95
NEC 12" HIRES GREEN SCRN		149.95
NEC 12" ECONO GREEN SCRN		79.95
NOVATION J-CAT MODEM		109.95
NOVATION SMART-CAT 103		179.95
NOVATION SMART-CAT 212		424.95
PERCOM SS/SD/1DR (88K)		419.95
PERCOM SS/DD/1DR (176K)		539.95
PERCOM SS/DD/2DRS (352K)		859.95
PERCOM DS/DD/1DR (352K)		649.95
PERCOM DS/DD/2DRS (704K)		939.95
SIGNALMAN MK II MODEM		79.95
USI 12" AMBER MONITOR		159.95
VERSAWRITER GRAPH TABLET		239.95
WICO JOYSTICK		21.95
WICO REDBALL JOYSTICK		24.95
WICO DELUXE JOYSTICK		29.95
WICO TRACKBALL		49.95
WICO 12 FT EXTENSION CORD		6.95

commodore

AGGRESSOR	CART/VIC20	27.50
ALIEN SOCCER	CASS/VIC20	10.25
ANDROMEDA CONQUEST	CASS/C64	12.50
APE ESCAPE	DISK/VIC20	27.50
BLADE OF BLACKPOOLE	DISK/C64	27.50
CAVE-IN	CART/VIC20	27.50
CHECKBOOK	CASS/VIC20	13.75
COMPUTER FOOTBALL STRATEGY	CASS/C64	11.00
COMPUTER STOCKS & BONDS	CASS/C64	13.75
CONCENTRATION	CASS/VIC20	11.00
CRITICAL MASS	DISK/C64	27.50
CROSSFIRE	CASS/VIC20	21.00
DEADLINE	DISK/C64	34.50
DEADLY DUCK	CART/VIC20	24.00
DEADLY SKIES	CART/VIC20	27.50
DEMON ATTACK	CART/VIC20	27.50
DRELBS	CASS&DISK/64	24.00
FACEMAKER	DISK/C64	24.00
FAST EDDY	CART/VIC20	27.50
FINAL ORBIT	CART/C64	24.00
FT. APOCALYPSE	CASS&DISK/64	24.00
FROGGER	DISK/C64	24.00
FRUIT FLY	CASS/VIC20	9.00
FUEL PIRATES	CASS/VIC20	11.00
GALACTIC BLITZ	CASS/VIC20	17.25
GALACTIC CROSSFIRE	CASS/VIC20	10.25
GOLD FEVER	CART/VIC20	27.50
GOLD MINE	DISK/VIC20	27.50
GRIDRUNNER	CART/64/VIC20	27.50
HANGMAN	8KCASS/VIC20	6.25
HARRIER	CASS/VIC20	24.00
HESMON MONITOR	CART/64&VIC20	27.50
HESWRITER W/P	CART/VIC20	27.50
HESWRITER 64	CART/C64	31.00
HEY DIDDLE DIDDLE	DISK/C64	21.00
IN SEARCH OF THE MOST AMAZING THING	DISK/C64	27.50
JUMP MAN	DISK/C64	27.50
KINDERCOMP	DISK/C64	21.00
MARTIAN RAIDER	DISK/VIC20	13.75
METEOR	8KCASS/VIC20	7.50
MONSTER MAZE	CART/VIC20	27.50
MULTISOUND SYNTH.	DISK/VIC20	13.75
NUMBERCHASER	16KCASS/VIC20	17.25
NUMBER CRUNCH	CART/VIC20	27.50
NUMBER GULPER	8K CASS/VIC20	17.25
PHAROH'S CURSE	CASS&DISK/64	24.00
PREDATOR	CART/VIC20	27.50
PROTECTOR	CART/VIC20	30.25
QUICK BROWN FOX W/P	CART/VIC20/64	44.75
RAID ON ISRAM	CASS/VIC20	13.75
REAGANOMICS	CART/VIC20	27.50
REPTON	DISK/C64	27.50
RESCUE AT RIGEL	16KCASS/VIC20	21.00
RETRO BALL	CART/C64	27.50
RICOCHET	8K CASS/VIC20	13.75
ROBOT PANIC	CART/VIC20	27.50
SCORPION	CART/VIC20	27.50
SHAMUS	CART/VIC20	27.50
SHARK TRAP	DISK/VIC20	13.75
SIDEWINDER	8K CASS/VIC20	21.00
SIMON	CASS/VIC20	11.00
6502 PROF DEV SYS	CASS/64/VIC20	21.00
SKI RUN	8KCASS/VIC20	12.50
SNAKE BYTE	CART/C64	24.00
SNOOPER TROOPS #1	DISK/C64	27.50
SPACE ATTACK	8K CASS/VIC20	6.25
SPIDER CITY	CART/64/VIC20	27.50
SPORTS SEARCH	CASS/VIC20	13.75
SQUISH'EM	CART/64/VIC20	24.00
STARCROSS	DISK/C64	27.50
SURVIVOR	CASS&DISK/C64	24.00
SWARM!	CASS/VIC20	21.00
SWORD OF FARGOAL	16KCASS/VIC20	21.00
SYN THE SOUND/MUSIC	CART/VIC20	41.00
TELENGARD	CASS/C64	15.75
TORG	CASS/VIC20	12.25
TURMOIL	CART/VIC20	27.50
TURTLE GRAPHICS	CART/VIC20	27.50
TURTLE GRAPHICS II	CART/C64	41.00
TYPE ATTACK	CART/64/VIC20	27.50
THE VEIN GAME	DISK/VIC20	24.00
VIC FORTH	CART/VIC20	41.25
VIC-MEN	8KCASS/VIC20	15.00
VIC MUSIC COMPOSER	CART/VIC20	30.00
VICTREK	CASS/VIC20	12.25
VIC VANGO	CASS/VIC20	9.00
VIDEO SEARCH	CASS/VIC20	13.75
WORD SEARCH	CASS/VIC20	13.75
ZORK I II OR III	DISK/C64	27.50

ATARI

PERCOM

RanaSystems



Hayes®

FRANKLIN

NEC

IBM

MOSAIC 64K RAM SELECT

EAGLE

COLUMBIA DATA PRODUCTS, INC

TEXAS INSTRUMENTS

OKIDATA

FOR FASTEST DELIVERY: CASHIER'S CHECK OR VISA/MASTERCARD (NO EXTRA CHARGE FOR CARDS. **INCLUDE NUMBER, EXPIRATION DATE, NAME, ADDRESS & PHONE**). PERSONAL CHECK ALLOW 2 WEEKS TO CLEAR. PURCHASE ORDER MUST INCLUDE CHECK. **SHIPPING & HANDLING:** CONTINENTAL U.S. 5% ($5 MIN), U.P.S. **STREET ADDRESS REQUIRED;** APO FPO ALASKA HAWAII & MONITORS 5% ($10 MIN); FOREIGN 15% ($15 MIN). **INCLUDE PHONE NUMBER WITH ALL ORDERS.** ALL ITEMS ARE NEW WITH MANUFACTURER'S WARRANTY. APPLE COUNTRY, LTD. CANNOT GUARANTEE THE MERCHANTABILITY OF ANY PRODUCT. PRICES ARE SUBJECT TO AVAILABILITY & CHANGE WITHOUT NOTICE. DUE TO OUR LOW PRICES, ALL SALES ARE FINAL. RETURNED MERCHANDISE IS SUBJECT TO A RESTOCKING FEE & MUST COME IN ORIGINAL UNDAMAGED CARTON WITH RMA NUMBER. NO SOFTWARE EXCHANGES. CALIFORNIA RESIDENTS ADD 6% TAX. SEND $1 FOR NEW FALL CATALOG (GOOD TOWARD FIRST PURCHASE). APPLE COUNTRY, LTD. IS A **DISCOUNT MAIL ORDER HOUSE FOR THE MICROCOMPUTER INDUSTRY** & IS A CALIFORNIA CORPORATION NOT AFFILIATED WITH APPLE COMPUTER INC. APPLE IS TRADEMARK OF APPLE COMPUTER INC. 6.1.83

Call us...we can help! (619) 765-0239

P.O. Box 1099,
Julian, Calif. 92036

Apple Country, Ltd. is a DISCOUNT MAIL ORDER HOUSE for the micro computer industry
and is a California corporation not affiliated with Apple Computer Inc. Apple is a trademark of Apple Computer Inc.

Ancient Game On Computer

A computer version of the ancient strategy game, *GO*, is available from Hayden Software.

The program is designed to teach the novice as well as hone the skills of the experienced *GO* player.

The object of *GO* is to encircle, trap, and capture the computer's playing pieces while defending against the computer's attempts to trap you.

Versions of the game are available for $34.95 for Apple and $29.95 for Atari.

Also available from Hayden is an action-packed maze game, *Wargle*. In the game, priced at $34.95 for Apple and Atari, the player must take evasive action while using a laser beam to eliminate the Wargles. The game includes seven mazes and six levels.

Hayden Software Company
600 Suffolk St.
Lowell, MA 01853
(617) 937-0200

Printer Buffer

The Microbuffer In-Line, a printer buffer with a memory expandable to 256K, is available from Practical Peripherals.

The buffer is compatible with almost any serial or parallel printer, modem, word processor, or computer equipped with an RS-232 serial output device.

The buffer includes a COPY feature that allows printing up to 255 copies of any document with the touch of a button, and the PASS feature allows data to be routed around the buffer when appropriate.

Microbuffer In-Line with 32K memory is available for $299. A 64K version sells for $349, and additional memory expansion is available for $179 per 64K.

Practical Peripherals, Inc.
31245 La Baya Drive
Westlake Village, CA 91362

Apple In Space

Mission: Escape! is an arcade-type space game for the 64K Apple II computer.

To play, you pilot your shuttlecraft through asteroids and meteors to save the inhabitants of the 12 planets in the Galaxy of Appel, which is about to self-destruct because of violent volcanic activity.

The hazards increase with each planet you attempt to evacuate.

MicroSparc, Inc.
10 Lewis St.
Lincoln, MA 01773
(617) 259-9710

T/S Text Editor, Input Utility

An input utility program and a text editor for the Timex/Sinclair are available from SyncMaster. Each program sells for $14.95 plus $1 for shipping.

The *Screen Machine* is a 1.5K machine language utility that allows inputs anywhere on the screen. The routine performs length verification of responses, compacts numbers, and allows dates in MMYY or MMDDYY formats.

The *Vu-Write Text Editor* is a menu-driven program for machines with at least 16K RAM.

The program includes insert, delete, change, and save functions. It leaves 11K available for text and allows line length to be set by the user.

Vu-Write Text Editor is written to be compatible with the ZX81 printer, but the program is listable and can be modified for any printer.

SyncMaster
P.O. Box 511
Oak Ridge, NC 27310
(800) 334-0854, or
(919) 643-7120 in North Carolina

Alphabet Zoo

Spinnaker Software is scheduled to release another game in its early learning series this fall.

The game, *Alphabet Zoo*, is designed to teach three- to eight-year-olds the relationship between letters and sounds. It incorporates two maze games, colorful graphics, and sound.

Alphabet Zoo will be available on disk for Apple, Atari, IBM, and Commodore 64 computers. Cartridge versions will be available for the 64 and Atari.

Another fall offering from Spinnaker is *Cosmic Life*, a computer learning game in the style of checkers and Go. It is designed to strengthen planning, strategy, and pattern recognition skills.

Cosmic Life will be available in cartridge for the Atari and Commodore 64.

Spinnaker Software
215 First St.
Cambridge, MA 02142
(617) 868-4700

EPROM Programmer

Gloucester Computer has produced a Commodore 64 version of its VIC Promqueen EPROM programmer.

The PQ/64 cartridge includes a 28 pin Textool ZIF socket, a matrix switch EPROM type selection that accommodates all JEDEC pinout devices that work on 5 volts, RS-232 communications software, faster burn process, a burn test procedure, and a 24K workspace.

The PQ/64 is expected to retail for $299.

Gloucester Computer, Inc.
One Blackburn Center
Gloucester, MA 01930
(617) 283-7719

commodore

VIC-20
$99

COM-64
$427



MEMORY EXPANSION

16K RAM
$69

8K RAM
$39

SOFTWARE FOR THE VIC-20

WORD PROCESSING	$23.00
ADV WORD PROCESSING	$32.00
MAILING LISTS	$20.00

SOFTWARE FOR THE COM-64

WORD PROCESSING	$38.00
MAILING LISTS	$20.00

Call for other software items.

VIC 1541 DISC DRIVE	$339.00
VIC 1530 1530 DATASSETTE	$ 64.95
VIC 1525 GRAPHIC PRINTER	$339.00
2Kx8 STATIC RAM CHIPS (200 NSEC) QTY.	ea. $ 7.95

VISA — ORDER FORM — MasterCard

(Circle Above Items)

NAME _____

STREET _____

CITY _____

STATE _____ ZIP _____

PHONE _____

Personal checks accepted
(Allow 3 weeks extra)

CHECK ONE:

☐ VISA ☐ MASTERCARD

☐ Check Enclosed ☐ C.O.D.

Credit Card # _____

Expiration Date _____

Credit Cards add 3%
Add 3% Shipping Charge
COD's add $1.50 plus 20% Deposit
Required CA Res. 6½% Tax

U.S. TECHNOLOGIES

1625 W. OLYMPIC SUITE 800
LOS ANGELES, CA 90015
(213) 383-8127
(Information & Orders)

CREDIT CARD ORDERS ONLY CALL TOLL FREE:
1-800-824-7888★ *(48 states)* **1-800-824-7919 ★** *(Alaska & Hawaii)* **★ Ask for Operator #649**

CALENDAR

September 15-18, Minneapolis Auditorium, Minneapolis, MN. The Second Annual Twin Cities Computer Show and Software Exposition. Features microcomputers, software, accessories and peripherals, publications and other services. Hours are 10:30 a.m. to 5:30 p.m. daily. Admission is $5 for adults, $3 for children. For more information, call or write Northeast Expositions, 822 Boylston Street, Chestnut Hill, MA 02167. (800) 841-7000 or (617) 739-2000 (within Massachusetts).

September 29 - October 1, Hynes Auditorium, Boston, MA. CP/M '83 East. A dual-purpose international event for the CP/M industry and its users. An exposition, featuring what is called the largest presentation of CP/M based hardware and software ever assembled: manufacturers, independent software developers, venture capitalists, software publishers, distributors, and dealers. The Conference Program, with nearly 100 sessions, includes noted leaders from the software industry. Admission is $10 for a one-day exhibit pass, or $25 for a three-day exhibits and conference ticket. For more information, call or write Northeast Expositions, 822 Boylston Street, Chestnut Hill, MA 02167. (800) 841-7000 or (617) 729-2000 (inside Massachusetts).

September 22-24, Denver Merchandise Mart, Denver, CO. The Second Annual Rocky Mountain Computer Show. Features microcomputers, personal, educational, business and entertainment software, accessories and peripherals, publications, and other services. Hours are 10:30 a.m. to 5:30 p.m. daily. Admission is $5 for adults, $3 for children. For more information, call or write Northeast Expositions, 822 Boylston Street, Chestnut Hill, MA 02167. (800)841-7000 or (617)739-2000 (within Massachusetts).

October 13-15, Philadelphia Civic Center, Philadelphia, PA. EduTech/East '83. A national educational computer conference and exposition. Presentations, by nationally recognized speakers, include CAI, classroom management, programming, research applications, and literacy. Presentations will be in the form of workshops, seminars, demonstrations, and MicroCourses. Hardware, software, and publishing companies will showcase their products. For further information, contact Carol Houts, Judco Computer Expos, Inc., 2629 North Scottsdale Road, Scottsdale, AZ 85257. (800) 528-2355 or (602) 990-1715 (in Arizona).

October 14-15, Ball State University, Muncie, IN. Third Annual Computer Conference for Educators. Sponsored by Indiana Computer Educators, this conference will cover areas of educational computing from preschool to college level uses, from instructional to administrative applications. For more information, contact Dave Flowers, 1230 South Clinton Street, Fort Wayne, IN 46802. (219) 425-7228.

October 14-15, Dallas, TX. Computers & Reading/Learning Difficulties. Sponsored by Computers, Reading and Language Arts. Sessions on the use of microcomputers in education, specifically in reading, language arts, and learning disabilities. Open to anyone involved with computers in education, both novice and experienced. For brochure on program, faculty and registration, contact Frost Conference Management, Department I, 1070 Crows Nest Way, Richmond, CA 94803. (415) 222-1249.

October 18-20, Silicon Valley, CA. EdCompCon '83: "Applying Technology to Education in the Next Ten Years." Primary focus of this educational conference will be on application of the latest technology in computer-related areas, hardware and software, to education. Sponsored by the IEEE Computer Society.

October 27-30, Washington Convention Center, Washington, D.C. Mid-Atlantic Computer Show and Office Equipment Exposition. Produced by Computer Expositions, Inc., P.O. Box 3315, Annapolis, MD 21403. (800) 368-2066 or (800) 492-0192 (within Maryland).

October 28-30, Moscone Center, San Francisco, CA. Applefest/San Francisco, the largest Apple-specific computer show in the United States. Seminars, tutorials, application workshops, advanced user workshops, and software/hardware displays and booths. Highlights: an open forum with Steve Wozniak of Apple Computers, Inc., and a panel discussion with industry leaders. Show hours are 10:30 a.m. to 5:30 p.m. daily. Ticket prices are $25 for a three-day exhibits and conference ticket or $10 for a one-day exhibits-only ticket. For more information, call or write Northeast Exhibitions, 822 Boylston Street, Chestnut Hill, MA 02167. (800) 841-7000 or (617) 739-2000 (within Massachusetts).

New Product releases are selected from submissions for reasons of timeliness, available space, and general interest to our readers. We regret that we are unable to select all new product submissions for publication. Readers should be aware that we present here some edited version of material submitted by vendors and are unable to vouch for its accuracy at time of publication.

COMPUTE! *welcomes notices of upcoming events and requests that the sponsors send a short description, their name and phone number, and an address to which interested readers may write for further information. Please send notices at least three months before the date of the event, to: Calendar, P.O. Box 5406, Greensboro, NC 27403.* ©

ATARI® Printers/Etc. COMMODORE

600XL	CALL
800XL	CALL
1200XL	$409*

*Reflects $100 Atari Rebate

1050 DRIVE	$335	MICROBITS INFC	$78
1025 PRINTER	$399	80 COLUMN BD	$249
1020 COLOR PTR	$219	TECHNICAL NOTES	$25
1027 PRINTER	$279	REAL TIME CLK	$38
1010 RECORDER	$72	810 DRIVE	$419
850 INTERFACE	CALL		

DRIVES

RANA 1000	$319
PERCOM 88-S1	$358
PERCOM AT 88-S2	$539
PERCOM 40-S1	$510
PERCOM 40-S2	$799
PERCOM 44-S1	$639
PERCOM 44-S2	$929

MEMORIES

48K RAM (INTEC)	$95
64K RAM (INTEC)	$119
48K RAM (MOSAIC)	$109
64K RAM (MOSAIC)	$145
128K RAM DISK	$299
32K RAM (MOSAIC)	$68

ATARI SOFTWARE

ADVENTURE INT'L
Adv. 1-12 each (C) $18
Preppie (C/D) $20
Preppie II (C/D) $23
Diskey (D) $33
Sea Dragon (C/D) $23

APX
Eastern Front (C/D) $23
747 Land Sim. (C/D) $17
Fig-Forth (C) $30

ATARI INC.
Microsoft Basic II (R) $62
Mickey in Great Outdoors (C/D) $36
Paint (D) $30
Speed Reading (C) $54
Qix (R) $30
Dig Dug (R) $30
Atari Writer (R) $68
Donkey Kong (R) $30
Time Wise (D) $23
Visicalc (D) $139
Juggles House (C/D) $22
Juggles Rnbw (C/D) $22
Pilot (Home) $55
Galaxian $30
Defender $30
ET $34
Microsoft Basic (D) $62
Macro Ass. & Edit (D) $62
Assembler Editor (R) $42
Basic Cartridge (R) $45
Pac Man (R) $30
Centipede (R) $30
Caverns of Mars (D) $28
Star Raiders (R) $30
Conv. Lang. Ea. (C) $42
Music Composer (R) $31
Super Breakout (R) $26
My First Alphabet (D) $26
Prog. 2 & 3 (ea.)(C) $21
Word Processor (D) $102
Pilot (Educ.) $92
Touch Typing (C) $19
Home File Mngr (D) $36

AUTOMATED SIMUL.
Hellfire Warrior (C/D) $27
Kng Arthr's Heir (C/D) $20
Invasion Orion (C/D) $17
Temple of Aps. (C/D) $27
Star Warrior (C/D) $27
Dragon's Eye (D) $20
Crush Crumble (C/D) $20

AVALON HILL
VC (D) $17
B-1 Nuc. Bomber (C) $12
Legionnaire (C) $23

BRODERBUND
Sky Blazer (D) $22
Bank St. Writer (D) $46
A.E. (D) $23
Arcade Machine (D) $39
Choplifter (D) $23

CBS
Mountain King (R) $27
Boulders & Bombs (R) $27
Krazy (each) $34

CONTINENTAL SOFT.
Home Accountant (D) $48
Tax Advantage (D) $39

DATASOFT
Text Wizard (D) $65
Graphic Master (D) $27
Micro Painter (D) $23
Lisp Interpreter (D) $79
Graphics Gen.(D) $17
Basic Compiler (D) $65
Zaxxon (C/D) $27

DON'T ASK
Sam (D) $39
P.M. Animator (D) $23
Teletari (D) $27

EDU-WARE
Prisoner II (D) $27
Spelling Bee (D) $27
Compu-Read (D) $20
Compu-Math Fr. (D) $27
Compu-Math Dec. (D) $27

EDUCATIONAL SOFT.
Tricky Tutorial 1,2,3 or 4 (C/D) $15
Tricky Tutorial 5,6 or 7 (C/D) $22

INFOCOM
Suspended (D) $34
Zork I, II or III (D) $27
Starcross (D) $27
Deadline (D) $34

JV SOFTWARE
Jrny to Plnts (C/D) $20
Action Quest (C/D) $20
Ghost Encount. (C/D) $20

LJK
Letter Perfect (D) $104
Data Perfect (D) $74

ON-LINE
Ultima II (D) $39
Marauder (D) $23
Lunar Leeper (D) $20
Wiz & Princess (D) $22
Frogger (C/D) $23
Crossfire (R) $23

OPTIMIZED SYSTEMS
C-65 (D) $58
Bug-65 (D) $23
Max-65 (D) $58
Basic A + (D) $58

ROKLAN
Gorf (D) $27
Gorf (R) $30
Wizard of Wor (D) $27
Wizard of Wor (R) $30

SIRIUS
Alpha Shield (R) $27
Wavy Navy (D) $23
Bandits (D) $23

SPINNAKER
Snooper Troop 1,2 (D) $30
Kindercomp (D) $20
Rhymes & Riddles (D) $20
Hey Diddle Diddle (D) $20
Srch Amzng Thngs (D) $27
Story Machine (D) $23
Face Maker (D) $23

STRATEGIC SIM.
Cosmic Balance (D) $27
Cosmic Balance II (D) $27
Tigers In Snow (C/D) $27
Battle of Shiloh (C/D) $27
Battle of Norm. (C/D) $27
Galactic Gladiator (D) $27
Cytron Masters (D) $27

SYNAPSE SOFTWARE
File Mngr 800 + $65
Protector II (D) $23 (R) $29
Shamus (D) $23 (R) $29
Fort Apocalypse (C/D) $23
Shamus II (C/D) $23
Necromancer (C/D) $23
Pharoh's Curse (C/D) $23

THORN EMI
Soccer (R) $34
Jumbo Jet (R) $34
Submarine Comm. (R) $34

USA
Atari World (D) $39
3-D Sprgrphcs (C/D) $27

MISCELLANEOUS
Sargon II (C) $20 (D) $23
Financial Wizard (D) $41
Castle Wolfenstein (D) $20
Master Type (D) $27
Millionaire (D) $52
Astro Chase (D) $22
Ali Baba (D) $22
Miner 2049er (R) $34
Sammy Sea Serp. (C) $13
Pinball (D) $20

GEMINI 10X	$289	PROWRITER	$359
GORILLA	$199	SMITH TPI	$488

CITOH

Prowriter	$359
Prowriter II	$639
Starwriter	$1149
Printmaster	$1448

NEC

8023 A-C	$409
3510	$1375
3530	$1579
3550	$1779
7710/7730	$1998

SILVER REED P $669
QUME 11/40 + $1299

OKI-DATA

Microline 82A	$398
Microline 83A	$638
Microline 84P	$958
Microline 92	$488
Microline 93	$858

DIABLO

620R	$939
630R	$1719

MONITORS

AMDEK

Color I	$289
V300	$139
V300A	$149
Color II	$449

NEC

GRN (JB1260)	$115
GRN (JB1201)	$155
Color Composite	$298
RGB Color	$598

MODEMS

HAYES

Smartmodem	$209
Smartmodem 1200	$498
Micromodem II	$259

NOVATION

J-Cat	$99
Apple Cat II	$259
D-Cat	$149

ANCHOR AUTOMATION
Mark I or II Modem $78

SPECIALS

Gemini 10X Printer	$289
Atari 400 Keyboard	$35
Gorilla Banana Printer	$199
Atari 80 Col Board	$249
Atari 128K Ram Disk	$299
Koala Graphics Tablet	$69
Flip N' File Diskette Box	$21
Atari Rana 1000 Drive	$319
CBM 64 Disk Drive (1541)	$239
The Boss Joystick (Wico)	$15
Wico Joystick	$23
Wico Trackball	$49

COSMIC COMPUTERS
UNLIMITED

727 BREA CANYON RD., SUITE 16
WALNUT, CA 91789

ORDER LINES OPEN MON-SAT 8 am - 6 pm

(714) 861-1265

Add $2.00 shipping per software order in continental U.S. Add $5.00 shipping per software order for AK, HI, FPO-APO. Add $10.00 or 15% (whichever is greater) per software order for non-U.S. Call for cost of hardware shipping. Calif. residents add 6½% sales tax. Cashiers checks or money orders filled within 24 hours for items in stock. Personal checks require 4 weeks to clear. MasterCard and Visa OK for software only within continental U.S., add 3% surcharge. Include card no., expiration date and signature. Due to our low prices, all sales are final. All defective returns must have a return authorization number. Please call to obtain one before returning goods for replacement or repair. Prices & availability subject to change.

CBM 64	CALL
1541 DISK DRIVE	$239

1701 Color Monitor	$255	1530 Recorder	$59
1525 Printer	$239	1600 Modem	$59
1520 Color Ptr	$169	1650 Auto Modem	$158
Card ? (Infc)	$60	CMB 6x Ref Guide	$18
Light Pen	$29	The Connection (Infc)	$85
Cassette Infc	$29	MSD Disk Drive	$339
Card ? Software	$16	PTI 45 Lot Board	$59

Large Selection of 64 Software at Great Prices

64 SOFTWARE 64

ACCESS SOFTWARE
Neutral Zone (C/D) $26
Sprite Master (C/D) $27

AVALON HILL
B-1 Nuc. Bomber (C) $12
Nukewar (C) $12
Planet Miners (C) $12
Androm. Conquest (C) $14
Midway Campaign (C) $12
North Atl. Convoy (C) $12
Comp. Stcks/Bnds (C) $15
Computer Football (C) $12
Telengard (C) $16

BATTERIES INCLUDED
Paper Clip (D) $89

BRODERBUND
Choplifter (R) $29
Serpentine (R) $27
Seafox (R) $27
David's Midnight (D) $23

COMMODORE
Easy File (D) $75
Easy Finance (D) $38
Easy Mail (D) $38
Easy Script (D) $75
Easy Schedule (D) $59
Logo (R) $75
Pilot (D) $75
Assembler (D) $38
Music Machine (D) $25
Music Composer (D) $25
Meza Music (D) $75
Video/Music Supt. (D) $38
Jupiter Lander (R) $25
Radar Rat Race (R) $25
Sea Wolf (R) $25
Kickman (R) $25

COMM-DATA
Pakacuda (C) $14 (D) $18
Escp. MCP (C) $14 (D) $18
Centropods (C) $14 (D) $18

COMPUTERMAT
Arcade-Pak (C) $18
Education-Pak (C) $18

CREATIVE SOFTWARE
Moondust (R) $25
Trashman (R) $25
Save New York (R) $25
Astroblitz (R) $25
Household Fin. (D) $25

DATA 20
Video Pak 80 $139
Z80 Video Pak $229

EN-TECH
Finance Calc 64 $56
Data Base 64 $56
Invoice Ease 64 $34

EPYX
Temple of APS (D) $27
Upper Reach. APS (D) $14
Jumpman (D) $27

HES
HES Modem $59
6502 Prof.Dev.Sys.(C) $22
Hesmon 64 (R) $27
Turtle Grapics II (R) $41
Heswriter 64 (R) $32
Gridrunner (R) $27
Retroball (R) $27

INFOCOM
Zork I, II or III (D) $27
Deadline (D) $35
Starcross (D) $27

JIN SAM
Mini-Jini (R) $75

LITTLE WIZARD
Pro.Mail.List (C)$22 (D)$25
Stockmaster (Inventory) (C)$25 (D)$28

LOGISTIC
Datacalc 64 (C) $55 (D) $59
Home Journal (D) $55

MICROSPEC
Payroll System (D) $73
Inventory Pkg (D) $73
General Ledger (D) $73
Disk Data Mgr (D) $62
Mail List Mgr (D) $41
Checkbook Mgr (D) $39

M-SOFT
M-File (D) $89

ON-LINE
Frogger (D) $23
Jawbreaker (D) $17

PACIFIC COAST SOFT.
PCS (80 Col BD, Word Proc, D.Base,Spreadsheet) CALL
Account PAC (C/D) $25
File PAC (D) $30
Editor PAC (D) $39
Inquire PAC (D) $57
Happy Tutor Typng (D) $18

PROFESS. SOFTWARE
Wordpro 3 + /64 (D) $68

QUICK BROWN FOX
Prof.Word Proc. (R) $50

RAINBOW
Writers Assistant $95
Spreadsheet Assist. $95
File Assistant $95

SIRIUS
Blade/Blackpoodle (D) $27
Type Attack (D) $27
Repton (D) $27
Critical Mass (D) $27
Snake Byte (D) $23
Way Out (D) $27
Fast Eddie (D) $23
Turmoil (D) $23
Spider City (D) $27
Squish'Em (D) $23
Final Orbit (D) $27
Alpha Shield (D) $27

SKYLES ELEC. WORKS
Busicalc (C/D) $52
Busiwriter (D) $72

SPINNAKER
Snooper Troops 1 (D) $29
Facemaker (D) $23
Kindercomp (D) $20
Hey Diddle (D) $20
Most Amaz. Thing (D) $27

SYNAPSE
Fort Apocalypse (C/D) $23
Survivor (C/D) $23
Drelbs (C/D) $23
Pharoh's Curse (C/D) $23
Protector II (D) $23
Morgal (D) $23
Shamus (D) $23

TAYLORMADE
Touch Typing Tutor 3.0 (D) $21

TIMEWORKS
Rbbrs/Lost Tomb (C/D) $21
Wall Street (C/D) $21
Money Manager (C/D) $21
Data Master (C/D) $21
Dungeons of Alg. Dragons (C/D) $21

TOTL
Text 2.6 (C) $32 (D) $34
Label 2.6 (C) $15 (D) $17
Time Manager 2.6 (C) $24
Time Manager 2.6 (D) $27
Resrch Assist. 2.0 (C) $24
Resrch Assist. 2.0 (D) $27

UMI
Motor Mania (C) $20
Renaissance (C) $27

VICTORY
Annihilator (C/D) $16
Kongo Kong (C/D) $16
Trek (C/D) $13
Adv. Pack #1 (C/D) $16
Adv. Pack #2 (C/D) $16
Grave Robbers (C/D) $13
Chomper Man (C/D) $18

PRODUCT MART

SM-TEXT + CUDA

A powerful combination of superb text processing and a name and address data base

maths and multi-search facilities make this pair into virtually a complete commercial administration system.

for cbm 8032 or 8096

SM

(M)agreeable™

software

STOCK HELPER™

Commodore 64

Stock HELPER is a tool to maintain a history of stock prices and market indicators on diskette, to display charts, and to calculate moving averages. Stock HELPER was designed and written by a "weekend investor" for other weekend investors.

Stock HELPER is available for $30.00 U.S. or $37.00 Canadian plus shipping.

(M)agreeable software, inc.
5925 Magnolia Lane • Plymouth, MN 55442
(612) 559-1108

HELPER is a trademark of (M)agreeable Software, Inc.
Commodore is a trademark of Commodore Electronics Ltd.

VIC☆20 OWDEPS

TWO NEW PROGRAMS FOR YOU EARTHLINGS FROM TERRAN!

AMAZETHING...HI RESOLUTION GRAPHICS ALLOW FOR A 40 x 20 MAZE ON THE UNEXPANDED VIC. MACHINE LANGUAGE FOR INSTANT MAZE GENERATION. MULTIPLE PLAYERS RACE THE CLOCK TO TRAVERSE MAZE. DYNAMIC CHANGE OPTION ALLOWS MAZE TO ALTER AS YOU RACE. $12.95 CASSETTE

TRI TAK TOE...THREE DIMENSIONAL TIC TAC TOE IN A 4 x 4 x 4 CUBE. MULTIPLE SKILL LEVELS AND SPOTTING FEATURE. AT THE HIGHEST LEVEL PLAYS VERY STRONG YET STILL CAN BE BEATEN. REQUIRES 8K EXPANSION. $12.95 CASSETTE

THIS MONTH ONLY: A CASSETTE CONTAINING 10 NON-COPYRIGHTED GAMES **FREE** WITH ANY ORDER!

DOWN TO EARTH PRICES BUT OUR SOFTWARE IS OUT OF THIS WORLD!

WE'RE

TERRAN SOFTWARE
P.O. BOX 1840
HIGHLAND, IN. 46322

Lightning

Climb into some of the hottest aircraft of WWII and experience the thrill of plane-to-plane combat!



Computer-simulated re-creation for two players.
For CMD 64 cassette - $15.95
Please add $1.00 for postage and handling.
Send check or money order to:

MICROSIMULATIONS
15610 Fox Springs Houston, TX 77084

Use the handy reader service cards in the back of the magazine for information on products advertised in **COMPUTE!**



FREEDOM™ IS HERE!

Give your Commodore VIC-20 / C64 computer the same mobility feature as computers costing more than twice as much. Sit back and enjoy comfortable computing with our 5 ft. remote system.

Send check or Money Order for $39.95 plus $3.00 postage and handling (42.95-ea.) to PRS Dept. C, P.O. Box 32, Amargosa Valley, Nev. 89020

APPLE / ATARI / COMMODORE

MEASURE & CONTROL TEMPERATURE

DISPLAY GRAPHICS
HARD COPY OUTPUT
ALARMS & SETPOINTS
DISK FILE DATA STORAGE

1–256 Sensors
Precise to 1/100 Degree
Complete Software
$129.00 Package

American Data Cable, Inc.
2864 Ray Lawyer Drive, #205-352
P.O. Box 2212 • Placerville, CA 95667
(916) 622-3465

PERSONAL PERIPHERAL PRODUCTS *presents:*
SPEAKEASY

VIC-20 SPEECH



COM-64 SPEECH

Cartridge, Instructions & Dictionary	$79.00
FALL SPECIAL: Cassette Editor & Extension Speaker. Reg. $19.95. with **SPEAKEASY**	FREE
Commodore 64 Adapter Board	$12.95

BARE BONES BOARDS

	Assembled	Kit
8K Ram/VIC-20 Block Switched	$39.00	$29.95
16K Ram Expander for VIC-20	$64.95	$49.95
3 Slot Switched & Fused Board/VIC-20	$34.95	$24.95
NEW: 4 Slot Switched & Fused Board/COM-64	$44.95	$34.95
COMING SOON: Mighty Modem VIC 20/COM-64	$79.95	

ADD $2.00 Total Order Handling/Ill.Residents Add 6% Sales Tax

PERSONAL PERIPHERAL PRODUCTS
P.O. BOX 3423
FOX VALLEY MALL
AURORA, IL 60505 • (312) 961-2347
COM-64 & VIC-20 IS A TRADEMARK OF COMMODORE

FREE!
VIC-20 COMMODORE 64
USERS GROUP MEMBERSHIPS

With software purchase. Send for your FREE DISCOUNT software catalogue today!
Group benefits include:
- Newsletter (full of programs, reviews & ideas)
- Access to extensive club library
- Questions hot-line
- Free ads for members
- Contests
- Discounts
- Software and hardware locator service
- Members only repair service
- AND MUCH MUCH MORE!!!

MEMBERSHIPS ALSO AVAILABLE WITHOUT SOFTWARE PURCHASE

Write or call today for FREE Catalogue
803/797-1533
LORDS OF BASIC
P.O. Box 459, Dept. 101
Ladson, SC 29456
Distributor & Dealer Inquiries Invited
VIC-20 • Commodore 64 are Reg. TM of CBM

ATTENTION
TEXAS INSTRUMENTS TI-99/4A
OWNERS

We have hundreds of 3rd party independent software programs on cassette and disk ready to run on your TI-99/4A. Games, business, and educational programming at discount prices as low as $8.95 ea. Plus all TI hardware and software at incredibly low, low prices, including the new TI-99/2 and CC-40 computers. We also have dust covers, heavy duty joysticks with TI adapters, and many more accessories. Call or write now for a FREE listing. We ship your order U.P.S. the same or next business day to insure fast service. Visa and MasterCard accepted (NO service charges) or C.O.D. is okay.

THE MUSIC WORKSHOP
59 E. Tioga St.
Tunkhannock, PA 18657
CALL 1-717-836-4522

SOFTWARE COMMODORE 64

The Staff: Polyphonic Music Editor & generator. Enter up to 93 measures of 3 part harmony on easy to use graphic display. Disk: $22.95 for 64, $17.95 for VIC. Tape: $19.95 for 64, $14.95 for VIC. Add $1.50 for Postage and Handling. Check or Visa, Master Card accepted.

We have a large selection of software for the 64—Word Processors, Data Base, Mailing List, Accounting Package, Spread Sheet, Educational Applications, Home and Personal Record Keeping, Programmers Aids, Games.

ASK FOR FREE CATALOG

PROFESSIONAL MICRO SERVICE

100 W. 22nd St., P.O.B. 7268

Baltimore, Md. 21218

301-366-0010

Dealer inquiries invited.

Commodore 64 is a registered trademark of Commodore Business Machines.

Wasting Money? We Have the World's Most Cost Effective Development System.



- Includes Hexkit 1.0, a powerful 100% machine code editor/debugger utility program that makes coding for 8-bit Micros a snap.
- Program from Commodore VIC-20 keyboard into built-in 4K-ROM emulator
- Jumper to target ROM socket
- Test programs in circuit
- Built-in EPROM programmer and power supply
- Burns & runs EPROMS for the Commodore VIC-20, too
- Comprehensive manuals
- Fits EXPANSION PORT

Send for Free Brochure

VISA AND MASTERCARD ACCEPTED

PROMQUEEN CARTRIDGE ONLY $199 U.S. $269 CAN.

+ Prices	U.S.	Can.
Promqueen 64	$299.00	$399.00
8K board w/ 1 Eprom	$ 29.95	$ 39.95
16K board w/ 1 Eprom	$ 39.95	$ 49.95
8K ROM board w/ 1 Eprom-C64	$ 39.95	$ 49.95

Distributed in U.S. by **Arbutus Total Soft, Inc.**
4202 Meridian, Suite 214
Bellingham, WA 98226
Ph. 800-426-1253, in Washington 206-733-0404

Distributed in Canada by
IBC/Distribution Canada
4047 Cambie St., Vancouver, BC V5Z 2X9
Ph. 604-879-7812

VIC-20 Postage Paid VIC-20
SOFTWARE
100% Machine Code
Money Back Guarantee

BOMBER RUN $13.95 U.S.
Destroy Enemy Base with bombs, shoot down fighters with air to air missiles but beware of suicide jets. Clear enough territory to land, watch out for those unexploded bombs. Great colour graphics and sound.

SUPAVADERS $13.95 U.S.
They're back. But this time you have a bigger territory to defend (screen scrolls). Their ships stay high, raining missiles, preparing the way for commando crews in landing craft. Fire in four directions.

MERLIN'S MAZE 3D $13.95 U.S.
Find the seven treasures of Camelot. Collect Merlin's spells to increase your chance of success. Only they're invisible so good luck, lift wall. But it costs you energy. Solve logic problems to continue to next section.

CHADWELL'S SOFTWARE
#203, 4144A 97 St., Edmonton
Alberta, Canada T6E 5Y6
U.S. ORDERS WELCOME
DEALER INQUIRIES WELCOME

BEAT THE HIGH COST OF SOFTWARE

Before you buy any more software, you owe it to yourself to join S♥FTRADERS™ the fastest growing worldwide trading network. Members swap software and info for all computers.

Annual membership includes:
- Quarterly trading directories
- Monthly and flash updates
- Personalized trader listings
- Trader support systems
- Plus much more

Imagine having access to hundreds, even thousands of programs, each costing no more than the price of a stamp or phone call. Join now to beat the price increase and find out about the new member $$ offer. $49.95 U.S. $64.95 FOREIGN. SASE for info. Indicate computer model.

S♥FTRADERS™ INTERNATIONAL
1610 Shomaker Dr.
Murphysboro, IL 62966

CLIP

NEW

ADD **64** MORE **K**'S
TO YOUR PERSONAL COUMPUTER

GREAT GIFT **$3.95** GREAT GIFT

64 K KARD
COMPLETE WITH INSTALLATION DOCUMENTATION

PLEASE RUSH ME ___ COPY(S) OF THE 64K KARD AT $3.95 EACH

SPECIFY COMPUTER

TO ORDER SEND CHECK OR MONEY ORDER TO:

COMPUTER HUMOR
P.O. BOX 859
PARK CITY, UTAH 84060

C93

CLIP

DUST COVERS

For Personal Computers, Peripherals, Game Units – Protective, Long-Lasting Vinyl Resists Both Dust and Liquids.

— CHOICE OF COLORS —

Amdek	IBM PC
Apple	Mattel
Atari	Rana Systems
BMC	Sanyo
Commodore	Star Micronics
Coleco	TI 99/4
Epsom	Timex Sinclair
Franklin Ace	TRS 80

FOR ***FREE BROCHURE*** WRITE:

ENCHANTED FOREST
P.O. Box 5261, Newport Beach, CA 92662
(1129 W. Balboa Blvd.)

COMMODOR 64

"ABC" THE ALPHABET FOR PRESCHOOERS

TEACH YOUR CHILDREN THE ALPHABET EARLY WITH GRAPHICS AND SOUND

ONLY $18.95 ON CASSETTE
OR $21.95 ON DISK

VIC-20

(CASSETTES ONLY)

THE ALPHABET GAME .....$ 9.95(ea)
LEARNING NUMBERS 0-50 PART I....$ 9.95(ea)
LEARNING NUMBERS 51-100 PART II....$ 9.95(ea)

PART I&II ARE AVAIL. IN: ENGLISH; SPANISH; FRENCH; AND GERMAN VERSIONS PLEASE STATE LANG

ANY 3 VIC-20 CASSETTES FOR ONLY $ 25.-
Check or Money order+$1.50 Post. N.Y.Res+7¼tx.

THOR SOFTWARE
47 CHERNUCHA AVE.
MERRICK, N.Y. 11566

1/2 PRICE INTRODUCTION
Commodore & TI

Spreadsheet	19.95
Data Base	19.95
Word Processor	9.95
Payroll	9.95
Mailing List	9.95
Inventory	9.95
Games Pak*	19.95
Education Pak*	19.95
Business Pak*	19.95

(*Valu-paks have 5 programs)

VALORUM
441 Clyde Ave.
Mtn. View, CA 94043
(415) 968-8500

WITH OUR BASIC COMPILER YOU WON'T BE LEFT WAITING!

FOR C-64
$29.95



SEND CHECK OR MONEY ORDER TO:

JOU LABORATORIES
2116 E. Arapaho, Box #371
Richardson, TX 75081

GET THE MOST FROM YOUR VIC-20/C64

CASSETTE INTERFACE

- USE ANY STANDARD CASSETTE RECORDER
- CONNECTS TO THE CASSETTE PORT
- CONTROLS THE CASSETTE MOTOR
- NEEDS NO BATTERIES
- COPY FROM RECORDER TO RECORDER
- THIS IS THE BEST ONE FOR LESS $$$
- ONLY $34.95 POSTPAID. ADD $2.50 FOR SHIPPING OUTSIDE US, CANADA, MEXICO



THE MODEM INTERFACE

- CONNECTS TO THE USER I/O PORT
- NEEDS NO BATTERIES/SOLDERING
- CONNECTS ANY STANDARD MODEM
- USE MODEM AUTODIAL/ANSWER FEATURES
- COMES WITH A FREE TYPE IN BASIC TERMINAL PROGRAM
- ONLY $24.95 POSTPAID. ADD $2.50 FOR SHIPPING OUTSIDE US, CANADA, MEXICO



CHARGE OR COD ORDERS CALL
1-800-227-3800
ASK FOR OPERATOR 225

BYTESIZE MICRO TECHNOLOGY
PO BOX 12309 DEPT DM
SEATTLE, WA 98111
(206) 236-BYTE

CALL OR WRITE FOR DEALER INFORMATION

SM-LOS

Loadable Operating Systems from SM are designed to:

maximise the usefulness of expanded memories

provide the optimum environment for memory-greedy programs.

provide an extended vocabulary of BASIC commands.

for cbm 8032 or 8096

TI-99/4A OWNERS

Keyboard Basic
Learn at Home • No Classes

Comprehensive Instruction
Game Programs
Educational Programs
Useful Programs
(Includes Checkbook/Budget)

For Information &
Free Program
CALL TOLL FREE
1-800-241-6083

Basic ***TIPS*** *AMLIST, Inc.*
4542 Memorial Dr. #202
Atlanta, GA 30032 (404) 292-0576

BONANZA!

COMPUTER TUTOR

Animax presents its effective and proven method of learning computer programming in a simple and easily understood process. Starting with a very small program, you'll learn to expand the program simply, a step at a time, by gradually introducing information.

$14.95

THE ANIMAX VIC-KIT
(for VIC-20 owners)

Includes:
PRINTED MATERIAL:
Instruction manual
Screen Layout sheets
Memory Maps

SOFTWARE:
6 Arcade games
4 Educational games
Custom Character Generation
2 "Make-A-Games"
Plus 12 other information packed programs in easily understandable format.

$24.95

ANIMAX COMPUTER
1111 Las Vegas Blvd. South
Las Vegas, NV 89104
(702) 384-0746

VIC IS A TRADEMARK OF COMMODORE

YOUR NAME HERE

PERSONALIZED COMPUTER PAPER

Printed with your name, club, anything. Paper is white 20# stock and fits all printers using 9½x11 continuous paper [8½x11 when detached]. **500 sheets $14.95, 1000 sheets $24.95. We pay shipping.** Texas orders add 5½% tax. Select ink color: red, blue, brown, gray or canary. Specify name[s] up to 30 letters & spaces. Enclose check or money order. No COD's. Allow 3 weeks. Faster delivery with M/C, Visa phone orders. Write or phone **Personalized Computer Paper C,** Box 20539/San Antonio, Tx. 78220/[512] 227-0585.

THE OFFICIAL GUIDE TO SELLING SOFTWARE

YOU CAN GET RICH SELLING SOFTWARE

This guide tells how and where to sell your own or other programmer's software, including the do's and don'ts, and offers you the opportunity to earn thousands of dollars a month either full or part-time.

If you don't know the answers to the following questions you could lose thousands if not hundreds of thousands of dollars in royalties!!!

DO YOU KNOW . . .

- The names of the top software houses in the country?
- The names & tel. nos. of executives to contact inside those companies?
- The type of software these companies specialize in selling?
- If the company is reliable? Its size? Its marketing capabilities?
- How to protect yourself from having your software pirated?
- What up front money is, or which companies pay cash in advance?
- What co-opting is, or how it effects your royalties?
- The many different ways royalties can be paid?
- What percent royalty or unit price you can expect to be paid?
- How to copyright your product?
- The names & addresses of the top computer magazines & their add rates?

This **OFFICIAL GUIDE** contains the answers to these and many more questions, and includes sample contracts, sample confidentiality statements, rated lists of software, packaging and advertising companies and much more.

The information contained in this **OFFICIAL GUIDE** could save you thousands of dollars in phone calls, fees for legal contracts, and in wasted time.

The **"LISTS"** and **"CONTRACTS"** contained in this guide alone are worth hundreds of times more than the selling price of this guide!!!

Send today for your **"OFFICIAL GUIDE TO SELLING SOFTWARE"**

Make Check or Money Order for **$3.95** payable to:

SOFTWARE MARKETING CLEARINGHOUSE
3699 Shady Beach Blvd.
Orchard Lake, Michigan 48033

Educational Software For The *COMMODORE*

VIC-20



Wide Variety Of Subjects Available For All Ages

FOR ***FREE BROCHURE*** WRITE:

Schoolmaster
Programming Company
P.O. Box 194, Pomona, CA 91769

USEFUL SOFTWARE

Do you suffer at tax time locating and sorting receipts for deductions? TAX FILE is a useful tool for your computer designed by professional consultants. The program organizes tax data from 23 catagories into a useful format, easing the transfer of data to tax forms. TAX FILE does not print forms, but is a file system that is used year after year. Atari and Commodore Printers are supported.

VIC-20, C64, ATARI 400, 800
16K memory minimum
TAPE $14.95 DISC $19.95

T.V. TUNE-UP

13 VIDEO TEST PATTERNS
SINGLE TONE + SWEEP AUDIO
5K VIC-20, C64, ATARI 400, 800
TAPE $6.95
(Atari version requires GTIA Chip)

send check or money order to:
S&G Consulting
3349 Glendale Dr.
Bensalem, Pa. 19020

COMMODORE 64® OWNERS ONLY

• SHARE • LEARN • ENJOY •

- **Monthly Newsletter**
- **Public Domain Software**
- **Reports of Recent 64 Articles**
- **Local Chapter Meetings**
- **Product Discounts • Service Advice**
- **Bi-Monthly Magazine • Advice on Training**
- **Annual Convention**
- **Member Bulletin Board**

Send Name, address, phone no. and annual dues ($25) to:

The Commodore 64 Users Group
P.O. Box 572
Glen Ellyn, Illinois 60137

Or Call:

(312)790-4320 (weekdays
9:00 am - 5:00 pm - Central Time)

"An independent not-for-profit organization".

TONE DEAF?

EAR TRAINER
for the
COMMODORE 64

- Can help you sing on key
- For both the novice and skilled musician
- 6 progressive levels

$29.95 Disk only.

Send check or money order to

HORIZON SOFTWARE
Suite 597
24-16 Steinway St.
Astoria, NY 11103

NY residents add appropriate sales tax.

VIC-20 Commodore 64 DISK SUPPORT

DISK SUPPORT provides a 1K machine language extension which adds TWELVE new commands to your computer's operating system. You can now SAVE, SAVE WITH REPLACE (eliminating Commodore's DOS bug), LOAD, VERIFY, DELETE, and RENAME disk files with just two key-strokes. Also provided are two-key-stroke commands which INITIALIZE, FORMAT or VALIDATE a diskette, EXECUTE any program on the diskette, and print the ERROR message or the DIRECTORY to the screen. DISK SUPPORT is completely compatible with MSD's VIE and CIE IEEE interfaces and Commodore's expansion cartridges.

DISK SUPPORT, at only $19.95, is a must for all disk drive users, so SEE YOUR DEALER or ORDER NOW directly from H&H ENTERPRISES (check or money order only please). When ordering, please state your computer and disk drive model numbers.

H & H ENTERPRISES, Dept. 1145
5056 N. 41 St. / Milwaukee, WI 53209

PUBLIC DOMAIN, Inc.
— SOFTWARE —

Supporting all COMMODORE computers
Written by users, for users.
★ GAMES ★ UTILITIES ★ EDUCATIONAL ★
Over 1300 programs and growing.

VIC-20
VIC collection #1 – 70+ programs – Tape/Disk – $10.00
VIC collection #2 – 70+ programs – Tape/Disk – $10.00
VIC collection #3 – 70+ programs – Tape/Disk – $10.00
VIC collection #4 – 50+ programs – Tape/Disk – $10.00

COMMODORE 64
COMMODORE 64 #1 – 25+ programs – Tape/Disk – $10.00
COMMODORE 64 #2 – 25+ programs – Tape/Disk – $10.00
COMMODORE 64 #3 – 25+ programs – Tape/Disk – $10.00

PET / CBM
PET/CBM – 5 Utility – Tapes/Disks – $10.00 each
PET/CBM – 11 Game – Tapes/Disks – $10.00 each
PET/CBM – 6 Educational – Tapes/Disks – $10.00 each

DINSET: Reset Switch
Works on VIC-20 or Commodore 64 – $5.00

All prices include shipping and handling.

We are YOUR world wide user software connection.
An alternative to the high cost of software.

CHECK, MONEY ORDERS,
VISA and MASTERCARD accepted.

For A Free Flyer Write:

Public Domain, Inc.
5025 S. Rangeline Rd., W. Milton, OH 45383
Phone (513) 698-5638

FREE DISCOUNT SOFTWARE CATALOG

Atari • VIC • 64

GAMES
EDUCATION
PERSONAL
UTILITIES

USERS WRITE

COMPUTER/SOFT
P.O. BOX 38 DEPT. C
Fultondale, AL 35068

FLY Your Computer



FLIGHT SIMULATOR GAMES

Commodore VIC-20:
Sky Pilot (8K Tape) **$18.00**
Runway 20 (16K Tape) **$25.00**

Commodore 64:
Runway 64 (Tape) **$25.00**

ADD $2.00 FOR DISK VERSION

EPSON HX-20:
Micro-Pilot (Tape) **$18.00**

SUSIE SOFTWARE
709 Wilshire Dr. Mt. Prospect, IL 60056
(312) 394-5165

16K RAM FOR YOUR VIC-20

CHADWELL'S SOFTWARE

#203, 4144A 97 St., Edmonton
Alberta, Canada T6E 5Y6

	SALE	RRP
16K RAM Expansion	$69.95 U.S.	$94.95 U.S.
3 Slot Expander with 8K RAM	$77.95 U.S.	$97.95 U.S.
Toolkit IC Chip	$19.95 U.S.	$24.95 U.S.
Machine Code Mon IC	$19.95 U.S.	$24.95 U.S.

IC Chips are built in to RAM packs order with RAM packs only.

SAVE **PACKAGE SPECIAL** SAVE

Purchase the 16K Expansion Cartridge & the 3 Slot Expander regularly priced at $192.90 for only $147.90 + postage & handling & receive the Machine Code Monitor and Toolkit absolutely FREE. That's a regular value of $242.80 for only $147.90. This is a limited time offer, so order now - don't miss it! Send cheque or money order including $2.50 per unit postage & handling. IC chips 50¢ postage & handling.

3 Slot Expander comes with mode reconfigurable to Vic+3K, Vic+8K, Vic+16K to run any commercial software battery connector. Switch to isolate super expander cartridge. 6 month warrantee.

U.S. ORDERS WELCOME
DEALER INQUIRIES WELCOME

GLOUCESTER COMPUTER

PQ/64, all features of Promqueen less mimic mode. Software enhanced to include EPROM QC utilities, RS-232 communication, printouts. 28 pin ZIF socket. Reads, edits runs and programs all 5 volt 2500 and 2700 series EPROMS plus variety of EEPROMS all without personality modules. Commodore C-64 host computer. Inquire about the mimic mode capability in our VIC Promqueen. **$299.00**



ROM Packs Industrial quality circuit cards are socketed, solder masked, fully bypassed, and include a ground plane for low noise operation. Includes 1 EPROM. 8K & 16K models for VIC-20 and C-64. Specify 2732 or 2764 EPROM type. Molded plastic case. **$39.00**

GLOUCESTER COMPUTER
1 Blackburn Center, Gloucester, MA 01930 617-283-7719

NEW COMPUTER T-SHIRTS, BUMPER STICKERS & COFFEE MUGS

GREAT GIFTS

NUMBER OF T-SHIRTS		NUMBER OF B. STICKERS & MUGS
___	PROGRAMMERS DO IT WITH REMARKS	___
___	PROGRAMMERS DO IT BIT BY BIT	___
___	PROGRAMMERS DO IT ON COMMAND	___
___	IBM . . . DOESN'T EVERYBODY	___
___	10 REM . . . T-SHIRT	
	10 REM . . . BUMPER STICKER	___
	10 REM . . . COFFEE MUGS	___

CLIP CLIP

PLEASE RUSH ME ___ T-SHIRT(S) @ $8.95 EACH AND

___ BUMPER STICKER(S) @ $1.95 EACH. AND ___

COFFEE MUG(S) @ $4.95 + .50 HANDLING.

BE SURE TO SPECIFY MESSAGE AND SIZE (SM, MED, LRG, & X-LRG) OF T-SHIRTS.

SEND CHECK OR MONEY ORDER TO:

COMPUTER HUMOR
P.O. BOX 859
PARK CITY, UTAH 84060

C93

SM-ESH

Screen displays are the interfaces between micros and human beings.

Good screen displays are the hallmark of top rank application programs — but they are expensive.

The ESH (ergonomic screen handler) from SM allows you to produce superb screen displays with an astonishing economy of effort.

for cbm 8032 or 8096

HAVING LOADING PROBLEMS ?



GET A Z-DUBBER

Because of the great variation in cassette recorders used with the ZX80/81/TS1000 (some in very poor shape), you may be having a hard time loading cassette programs. The (Z-Dubber) connects between the cassette recorder and the computer, and its circuitry produces a much better signal for the computer to read. The (Z-Dubber) also allows you to connect two cassette recorders together to make perfect backup copies. The Z-Dubber can be yours for $31.95 post paid. Add $2.50 for shipping outside the US, Canada or Mexico.

CHARGE OR COD ORDERS CALL
1-800-227-3800
ASK FOR OPERATOR 225

BYTESIZE MICRO TECHNOLOGY
PO BOX 12309 DEPT DM
SEATTLE, WA 98111
(206) 236-BYTE

CALL OR WRITE FOR DEALER INFORMATION

VIC-20 USERS

CARTRIDGE BACK-UP

- PROTECT YOUR INVESTMENT
- BACK-UP YOUR CARTRIDGES ONTO CASSETTE OR DISK
- SAVES WEAR ON YOUR CARTRIDGES AND THE MEMORY PORT
- BACKED-UP CARTRIDGES **RUN LIKE ORIGINALS** (8K RAM REQUIRED)
- SYSTEM IS AN EASY TO USE PROGRAM AND A HIGH QUALITY CARTRIDGE INTERFACE BOARD

$49.95 POST PAID

CASSETTE BACK-UP

- PROTECT YOUR INVESTMENT
- BACK-UP ANY CASSETTE TAPE ONTO TAPE OR DISK
- EASY TO USE PROGRAM
- REQUIRES **NO USER MEMORY**

$19.95 POST PAID

SEND CHECK OR MONEY ORDER TO:
E-M TECHNOLOGIES
P.O. BOX 185
DOWNINGTOWN, PA. 19335

PA. RESIDENTS ADD 6%
6 MONTH REPLACEMENT GUARANTEE

MINI COMPUTER SUPPLIES

3½ X 15/16 Pressure Sensitive Labels 1 Wide	9½ X 11 Blank Stock Paper 15#
100 - $ 1.25	100 - $ 2.25
500 - $ 4.25	500 - $ 8.25
1000 - $ 6.00	1000 - $12.60
5000 - $22.50	3300 - $35.97

Please allow 10 days for delivery - Freight Collect

Full line of computer supplies
Price List 50¢ or free with order

SPECIAL OFFER $3.00
100 3½ x 15/16 1 wide labels
100 9½ x 11 15# stock paper

Mail To:
MCS BOX 163
VALLEY CENTER, KS.67147

FREE CATALOG!

JEWEL THIEF
ADVENTURE GAME - $14.95
CAN YOU BREAK INTO THE CRYSTAL CITY MUSEUM AND STEAL THE 'BLUE WALLABY' DIAMOND WITHOUT BEING CAUGHT?
FOR: VIC20 - REQUIRES 8K EXPANDER
ZX81/TIMEX1000 - REQUIRES 16K
COMMODORE 64 ($19.95)
KAYPRO II ($19.95)

ANDROID
STRATAGY GAME - $18.95
RETREIVE THE S.S.R. FROM THE ALIEN ANDROIDS. GET PAST INTERCEPTERS, DESTROYERS, AND THEN GEORGE.
FOR: VIC20 - REQUIRES 16K EXPANDER
ZX81/TIMEX1000 - REQUIRES 16K
COMMODORE 64

AVAILABLE ON CASSETTE OR DISK.
ADD $1.00 FOR EACH DISK ORDERED.
CHECK OR MONEY ORDER (NO C.O.D.).
FORIEGN ORDERS ADD $2.00.
ORDERS PROCESSED IN 1-3 DAYS.
• DEALER INQUIRIES INVITED. •

MORE PROGRAMS AVAILABLE.
SEND FOR FREE CATALOG.

CRYSTAL MICROSOFT LTD.
P.O. BOX 440852
HOUSTON, TX.
77244
TeleCheck
Makes checks as welcome as cash.

NEW! ! FACTORY DIRECT

SPACE SAVING
C.R.T./T.V. STAND
IN DURABLE FORMICA
(Oak-Beech-Beige)
For Most Popular Computers
VIC-ATARI-T.I.-TIMEX-64-etc.
NOW ONLY $47.00*
(* shipping included)



EYE LEVEL VUEING - COVERS CABLE JUMBLE

VIC-20™ AFFORDABLE SOFTWARE

• BILOW'S CAR RACE • BILOW'S BOMBERS •
• BILOW'S CHOPPERS • DENVER SKIERS •
• BILOW'S SUBS • BILOW'S MISSILES •
Hi-Resolution Graphics, Sound & Colors.

Cassette Tapes $ 6.00*
6-Pac *Special* $30.00*
ORDER TODAY
CHECK, MONEY ORDER

"BILOW'S" ENTERPRISES
BOX 661655
MIAMI SPRINGS FLORIDA 33166



VIC-20 CBM-64

EP-2 EPROM PROGRAMMER

2716 • 2732 • 2732A • 2764

COMPLETE SYSTEM

READY TO READ, VERIFY or PROGRAM YOUR EPROMS

ONLY **$94.95**

PLUGS DIRECTLY INTO VIC-20
NO ADDITIONAL PARTS OR ACCESSORIES NEEDED
SOFTWARE TAPE INCLUDED

Adapter Kit available for CBM-64 for $19.95.
Both EP-2 and CBM-64 Adapter for $105.00 •
Add $3.50 for shipping • MD residents add 5% tax

MWS ELECTRONICS
P.O. BOX 418
POCOMOKE, MD. 21851

VISA, MC ACCEPTED
301-632-0620

VIC-20, CBM-64 ARE REGISTERED TRADEMARKS OF COMMODORE.

VIC & 64

BE A COPY C.A.D. (CASSETTE AIDED DUPLICATOR) NOW YOU CAN MAKE BACKUP COPIES OF ALL THE COSTLY, NON-SAVEABLE CASSETTE PROGRAMS YOU BOUGHT.

OUR BACKUP V1.O UTILITY PROGRAM WILL LET YOU MAKE DUPLICATES THAT RUN.

BACKUP V1.O WILL WORK WITH A STANDARD 5K UNEXPANDED VIC. MEMORY EXPANSION IS REQUIRED TO COPY PROGRAMS LONGER THAN 3K BYTES.

$24.95

PLUS $2.00 SHIPPING & HANDLING

SOFTWARE PLUS

6201 SUITE C
GREENBACK LANE
CITRUS HEIGHTS, CA 95610

VISA, MASTERCARD, AND MONEY ORDERS
CA. RESIDENTS ADD 6% SALES TAX.

VIC IS A TRADEMARK OF COMMODORE

916-726-8793

VIC-20 SOFTWARE

"Lock Vault"
A serious home record keeping system. The 1540 or 1541 disk drive and 8k expansion is required.
DISKETTE **$16.95**

"Wiggles"
A fun learning tool for the pre-school child to teach name and letter recognition. Runs on the standard VIC-20 with datasette.
CASSETTE **$6.95**

Solid Oak Manuscript Holder
For books at eye level for hands-free and convenient study or data entry. **$19.95**

Send check or money order (include $1.00 shipping) to:

MOSENT RESEARCH
MOSS ENTERPRISES, INC.
P.O. BOX 48 • LEWISBURG, TN 37091

SM-KIT-SET B, F and M

The SM-KIT family represents the cream of programmers' productivity aids.

SM-KIT B de-bugs, enhances and restructures BASIC programs.

SM-KIT M does the same for assembler programs.

SM-KIT F is a disk doctor, specialising in floppy disk ailments. Recovery from most disk problems assured.

for cbm 8032 or 8096



Software For

Commodore 64

COMPELLO	$15.95
DATAFILE	$15.95
FLIGHT 64	$15.95
GUNSLINGER	$15.95
LOAN CALC	$ 9.95
SPACE CADET	$15.95
SPELLATHON	$19.95
SPRITE GEN.	$15.95

-Prices are for cassette, add $2 for disk version.
-Check, MO, or COD for total order plus $2 shipping.

See your dealer or order direct

FANTASY COMPUTERWARE
BOX 451
SIOUX FALLS, SO. DAK. 57101
(605) 335-7684



GEMINI OR EPSON PRINTER CONFIGURATION PROGRAM

If you have trouble understanding all those software codes that configure your printer, then this is the program for you. Just turn on your printer, boot the program and choose from the menu more than a dozen print types. We also include a preview of other functions available on the Gemini/Epson printers. Program is available for Apple II+, Ataris and Vic-20. Specify computer type, memory size and either disk or tape when ordering. Send check or money order for 21.95(disk)14.95(tape) to: DOWN AND OUT SOFTWARE, 33 Storm Drive, Holtsville,NY 11742.

C64-FORTH
for the Commodore 64

FORTH SOFTWARE FOR THE COMMODORE 64

C64-FORTH (TM) for the Commodore 64 - $99.95
- Fig Forth-79 implementation with extensions
- Full feature screen editor and macro assembler
- Trace feature for easy debugging
- 320x 200, 2 color bit mapped graphics
- 16 color sprite and character graphics
- Compatible with VIC peripherals including disks, data set, modem, printer and cartridges
- Extensive 144 page manual with examples and application screens
- "SAVETURNKEY" normally allows application program distribution without licensing or royalties

C64-XTEND (TM) FORTH Extension — $59.95
(Requires original **C64-FORTH** copy)
- Fully compatible floating point package including arithmetic, relational, logical and transcendental functions
- Floating point range of 1E+38 to 2E-39
- String extensions including LEFT$, RIGHT$, and MID$
- BCD functions for 10 digit numbers including multiply, divide, and percentage. BCD numbers may by used for DOLLAR.CENTS calculations without the round-off error inherent in BASIC real numbers.
- Special words are provided for inputting and outputting DOLLAR.CENTS values
- Detailed manual with examples and applications screens

(Commodore 64 is a trademark of Commodore)

TO ORDER - Specify disk or cassette version
- Check, money order, bankcard, COD's add $1.50
- Add $4.00 postage and handling in USA and Canada
- Mass. orders add 5% sales tax
- Foreign orders add 20% shipping and handling
- Dealer inquiries welcome

PERFORMANCE MICRO PRODUCTS
770 Dedham Street S-2
Canton, MA 02021
(617) 828-1209

VIC 20 & C-64
SOFTWARE

WE WILL MATCH ANY ADVERTISED PRICE (send Ad)

OUTPOST ONE — Protect your mining base from raiding, gold seeking pirates. (cass) VIC **24.95**

TIC ATTACK — Destroy attacking TICs before they get you. Fast action game in machine language Over 100 levels of play. Great audio and visual effects. (cart) VIC **27.95**

KEY-QUEST — Travel through an ancient dungeon searching for treasure. Monsters, hidden passages, magical keys. Exciting high res. arcade game. Many levels of play. (cart) VIC **31.50**

WORD WIZ — User friendly word processor. 100% machine language. Search, Del., Ins., App., Page layouts, etc. Supp. disk or tape. Req. 8K mem. (cass) VIC **32.50**

INVENKEEPER — Inventory program for bus. use. Unlike others, this one supports a tape drive. (cass) VIC **29.95**

SHAMUS — Stalk the "Shadow" in this multilevel maze game. (cass or disk) C-64 **27.96**

PROTECTOR — Protect the citizens of your city from attackers. (cass or disk) C-64 **27.95**

PHAROAH'S CURSE — Adv. game for the Commodore 64. Good Graphics. (cass or disk) C-64 **27.95**

FORT APOCALYPSE — Penetrate the fort to capture fuel and weapons. (cass or disk) C-64 **27.95**

SPECIAL OFFER — Buy any program and receive "SIMON SEZ" — Just like the popular game. $11.95 value **FREE**

HARDWARE

3k RAM BOARD — Wow! Only . . . **32.95**

THREE SLOT EXPANSION BOARD **29.50**

We have other software also.
SEND $1.00 FOR CATALOG.
REFUNDABLE with first order.

THE ALLEN GROUP
237 E. 115th St. #145, Chicago, IL 60628
Add $2.00 for shipping. Ill. res. add 5% tax



Sid says:

get a FREE Video/Audio Interface with monitor purchase

Authorized Dealer
STAR PRINTERS

CALL FOR BEST PRICES!

VIDEO/AUDIO INTERFACE
5 pin DIN to 4 RCA phono plugs guaranteed to improve resolution on Commodore Color Monitors. FREE with purchase of any monitor. $10.00 each if sold separately.

MONITORS
- USI (9" or 12", color or amber)
- TAXAN (green or amber)
- Commodore (13" color)
- Gorilla (12" green)

PRINTERS
- STX-80 (60 cps)
- Gemini-10X (120 cps)
- Gemini-15 (100 cps)
- Prowriter & Okidata

Skyles Electric Works
- Busiwriter
- Busicalc
- VicTree
- Arrow

Commodore Computer Covers
Custom fit dust covers for computers and disk drives $5.00 each.

CALL COLLECT 1-(619)-282-5166
FOR UNBEATABLE PRICES!

Advertisers Index

Reader Service Number/ Advertiser	Page
102 A-1 Services	292
Aardvark I.T.D.	151
AB Computers	130,131
Abacus Software	197
103 Academy Software	257
Access Software, Inc.	103
Accolade Computer Products	293
104 Advanced Arcadeware	269
105 Advanced Processor Systems	167
Adventure International	67
Adventure International	89
106 AdVentures	193
The Allen Group	307
107 American Data Cable Inc.	303
108 American Peripherals	217
Amlist, Inc.	304
109 Animax Computer	304
Animax Computer	37
Apple Country Limited	297
110 Apropos Technology	257
Apropos Technology	175
111 Arbutus Totalsoft, Inc.	303
Artworx	63
112 Atari Service Centers	71
113 Atto-Soft	274
Batteries Included	78,79
Bilow's Enterprises	306
B. L. & W.	183
Boston Educational Computing, Inc.	157
114 Brøderbund Software	51
115 Byte-Ryte	233
Byte-Ryte	269
Bytesize Micro Technology	306
Bytesize Micro Technology	304
116 Cardco, Inc.	85
Cass-A-Tapes	183
117 Century Micro	133
118 Century Micro Products	178
Chadwell's Software	306
Chadwell's Software	303
City Software	105
119 Collins International Trading Corporation	231
120 Comm*Data	97
Commodore Business Machines, Inc.	BC
The Commodore 64 Users Group	305
121 ComPress	188
122 Compu Sense	203
Compu Sense	293
Compu Sense	289
Compu Sense	269
Compu Sense	175
Compu Sense	290
ComputAbility	243
123 CompuServe	23
124 Computer Case Company	220
Computer Humor	306
Computer Humor	303
125 The Computer-Line	116
Computer Mail Order	120,121
126 Computer Marketing Services, Inc.	195
127 Computer Marketing Services, Inc.	219
128 ComputerMat	284
Computer Outlet	307
129 Computer Outlet	158,159
130 Computer Palace	260
Computer Plus	225
Computer/Soft	305
Computer Software Associates	119
131 ComStar	274
132 Continental Software	27
Control Data	43
Cosmic Computers	301
Counterpoint Software Inc.	192
Creative Software	83
133 Crystal Microsoft Ltd.	306
134 Data-Assette	141
Data Equipment Supply Corp.	265
Datasoft Inc.	65
Datasoft Inc.	229
135 Data 20 Corporation	59
136 Developmental Learning Materials	262
137 Don't Ask Computer Software	77
Down And Out Software	307
138 Dynacomp, Inc.	115
Dytek	26
Eastern Computer Consulting Associates, Inc.	177
Eastern House Software	291
Edupro	47
139 Eduware	41
140 Elcomp Publishing, Inc.	163
Electronic Software, Inc.	203
E-M Technologies	306
141 Enchanted Forest	304
Eric Martin's	181
Expotek	293
Fantasy Computerware	307
142 French Silk	197
Frontrunner Computer Industries	274
Games Clearinghouse, Inc.	229
143 Genesis Computer Corporation	203
Gladstone Electronics	229
Gloucester Computer	306
144 Gosub International	254
Hacker's Hardware	292
Hanna Enterprises	294
Happy Computing	288
Harmony Video & Computers	295
145 H & H Enterprises	305
Horizon Software	305
Human Engineered Software	101
Human Engineered Software	39
Human Engineered Software	57
146 Hytec Systems	179
147 IJG Inc.	205
INET Corp.	92
Infocom	54,55
Inhome Software Incorporated	69
148 Institutional Computer Development Corp.	139
Intelligent Statements	99
Interesting Software	296
Jean Lafitte Software Inc.	175
Jou Laboratories	304
149 Kalglo	290
Kangaroo, Inc.	29
Koala Technologies Corporation	25
Leading Edge Products, Inc.	IFC
Leading Edge Products, Inc.	IBC
Letco	269
Limbic Systems Inc.	129
150 Link Marketing	214
Lightning Software	102
Lords of Basic	303
151 Lyco Computer	286,287
MWS Electronics	307
Macrotronics	208
152 (M)agreeable Software, Inc.	302
Maxwell	19
Maximus, Inc.	45
153 MCS	306
Microbits Peripheral Products	73
MicroClear	203
Micro Merchant	181
Microsimulations	302
154 Microtechnic Solutions	292
155 Micro-Ware Distributing Inc.	91
156 Micro-80 Inc.	229
157 MicroSystems Development, Inc.	109
Micro World Electronix, Inc.	149
158 Midwest Micro Inc.	139
159 Midwest Micro Inc.	141
160 Mirage Concepts, Inc.	225
Monarch Data Systems	208
Mosaic Electronics, Inc.	4
Mosaic Electronics, Inc.	208
161 Mossent Research	307
The Music Workshop	303
Nibbles & Bits Inc.	271
Nüfekop	113
Olympic Sales Company	161
Omega International	110
162 Optimized Systems Software Inc.	241
P.A.C.E.	111
Pacific Exchanges	98
Pacific Exchanges	161
Performance Micro Products	307
Personal Computer Specialties	292
163 Personal Peripheral Products	303
Personalized Computer Paper	304
Petand	271
164 PMI	165
165 Precision Software Limited	215
166 Precision Software Limited	201
The Printer Store	185
Professional Micro Services	303
167 Professional Software Inc.	1
168 Professional Software Inc.	9
169 Program Design, Inc.	49
The Program Store	207
170 Programmer's Institute	225
171 Programmer's Institute	213
172 Programmer's Institute	147
173 Protecto Enterprizes	137
174 Protecto Enterprizes	152,153
175 Protecto Enterprizes	191
176 Protecto Enterprizes	135
PRS	302
177 Public Domain, Inc.	305
Psycom Software International	26
178 Questar International Inc.	211
179 Rana Systems	20,21
Raymiak	262
Rensoft Software Systems	219
180 Richvale Telecommunications	93
SAVE	227
Scholastic Microzine	33,34,35,36
181 Schoolmaster Programming Company	305
Scientific American	285
S & G Consulting	305
Sierra On-Line, Inc.	107
Sierra On-Line, Inc.	98
182 Sim Computer Products	49
Simpleware	157
Simpleware	214
Simpleware	127
SimplexSoft Ltd.	271
SJB Distributors Inc.	267
183 Skyles Electric Works	199
Sirius Software	87
184 SM Software Inc.	15
SM Software Inc.	306
SM Software Inc.	307
SM Software Inc.	302
SM Software Inc.	304
185 Softraders International	303
Software City	155
The Software Co-op	157
Software Marketing Clearinghouse	305
186 Software Plus	307
Southwest Micro Systems, Inc.	254
Spectravideo	53
Spinnaker	2,3
Spinnaker	30,31
187 Star Micronics Inc.	95
Strategic Simulations Inc.	61
Superbyte Software	293
Susie Software	305
Synapse	81
188 Terran Software	302
189 Texware Associates	145
190 T & F Software Company	7
191 Talmis/InfoWorld	187
T.H.E.S.I.S.	157
Thor Software	304
192 3G Company, Inc.	157
3G Company, Inc.	26
Timeworks, Inc.	219
193 Totl Software, Inc.	155
194 Toronto Pet Users Group	139
Tracksmith	238
Tronix	12,13
Tronix	11
195 Universal Software	271
The Users Group Warehouse	288
U.S. Technologies	299
Valley Soft	275
Valorum	304
196 Victory Software Corp.	182
Video Home Library	92
197 Voice World	192
198 Xentek Corporation	175
York 10 Computerware	47
Zaxis	269

Atari Sourcebook	281
COMPUTE! Back Issues	276
COMPUTE! Magazine	17
COMPUTE!'s First Book of Atari Graphics	278
COMPUTE!'s First Book of VIC	169
COMPUTE!'s Machine Language For Beginners	277
COMPUTE!'s Second Book of Atari	279
Programmer's Reference Guide to the TI/99-4A	280

TRUNKS FOR THE MEMORIES.



Introducing the most logical place to store Elephant Memory Systems® (or lesser brands of disks): The Trunk.

With its alphabetized library index, you can file or retrieve up to 60 disks, instantly.

The Trunk is made of durable molded plastic with a hinged, one-piece lid, to keep disks safe from dust, dirt, and other detriments which disks despise.

And, it's portable. Because the lid doubles as a carrying handle so your Elephant Memory Systems® disks can go anywhere you do.

There's a model for 5¼″ and 8″ floppies, as well as a cassette-and-game file and a special Atari® version.

So if you're looking for the best disk storage system on the market . . .

The Trunk is an open-and-shut case.

THE TRUNK. ENDORSED BY ELEPHANTS.

Elephant Memory Systems® Disks

A full line of top-quality floppies, in virtually every 5¼" and 8" model, for compatibility with virtually every computer on the market. Guaranteed to meet or exceed every industry standard, certified 100% error-free and problem-free, and to maintain its quality for at least 12 million passes (or over a life-time of heavy-duty use).

Marketed exclusively by Leading Edge Products, Inc., Information Systems and Supplies Division, 55 Providence Highway, Norwood, Massachusetts 02062. Call: toll-free 1-800-343-8413; or in Massachusetts call collect (617) 769-8150. Telex 951-624.

IF PERSONAL COMPUTERS ARE FOR EVERYBODY, HOW COME THEY'RE PRICED FOR NOBODY?



$1395* APPLE® IIe 64K

$999* TRS-80® III 16K

$1355* IBM® PC 64K

A personal computer is supposed to be a computer for persons. Not just wealthy persons. Or whiz-kid persons. Or privileged persons.

But person persons.

In other words, all the persons whom Apple, IBM, and Radio Shack seem to have forgotten about (including, most likely, you).

But that's okay. Because now you can get a high-powered home computer without taking out a second mortgage on your home.

It's the Commodore 64. We're not talking about a low-priced computer that can barely retain a phone number. We're talking about a memory of 64K. Which means it can perform tasks most other home computers can't. Including some of those that cost a lot more. (Take another look at the three computers above.)

By itself, the Commodore 64 is all the computer you'll ever need. Yet, if you do want to expand its capabilities some day, you can do so by adding a full complement of Commodore peripherals. Such as disk drives. Modems. And printers.

You can also play terrific games on the Commodore 64. Many of which will be far more challenging than those you could ever play on a game machine alone.

And as great as all this sounds, what's even greater-sounding is the price. It's hundreds of dollars less than that of our nearest competitor.

So while other companies are trying to take advantage of the computer revolution, it seems to us they're really taking advantage of something else:

Their customers.

*Manufacturers' suggested list prices as of March 20, 1983. Monitor included with TRS-80 III only. Commodore Business Machines, P.O. Box 500R, Conshohocken, PA 19428; Canada–3370 Pharmacy Avenue, Agincourt, Ont., Can. M1W 2K4.

commodore COMPUTER

Apple is a registered trademark of Apple Computer, Inc.
TRS-80 is a registered trademark of Tandy Corp. IBM is a registered trademark of International Business Machines Corp.



THE COMMODORE 64. UNDER $600.
You can't buy a better computer at twice the price.

RetroMags

Our goal is to preserve classic video game magazines so that they are not lost permanently.

People interested in helping out in any capacity, please visit us at www.retromags.com.

No profit is made from these scans, nor do we offer anything available from the publishers themselves.

If you come across anyone selling releases from this site, please do not support them and do let us know.

Thank you!

