The Year Ahead: Interviews With Industry Experts

COMPUTE!

$2.50
August
1983
Issue 39
Vol. 5, No. 8
£1.85 UK $3.25 Canada
63379
ISSN 0194-357X

The Leading Magazine Of Home, Educational, And Recreational Computing

Summer Consumer Electronics Show
New Products And Computers For Fall

***First Math* And *Clues*: Educational Games For Your Home Computer**

Weather Forecasting For Timex/Sinclair, VIC-20, TRS-80 Color Computer, Commodore 64, PET/CBM, And Apple

Tape Verification For The Atari

Plotting On The Apple

Ready To Play Games For VIC-20, Atari, TI-99/4A, Commodore 64 And Others

Plus Reviews, Tutorials, New Products



0 74470 63379 08

BUY A BANANA.™ SAVE A BUNCH.

Meet the Banana,™ the very tough, versatile, portable, and reliable dot-matrix printer from Gorilla.™

At $249.95 retail it's an ideal and inexpensive companion for personal computers like Apple® (or Apple "look alikes" such as Franklin® or Albert®), TI,® Commodore,® TRS-80,® Kaypro,® Timex,® Osborne,® etc.

After that, it's merely comparable to other printers that can cost up to three times as much: 10″ carriages (to handle standard 9½″ paper), 80 columns, graphics capability, 10 characters per inch (expandable to 5 cpi) draft-quality print (for perfectly acceptable form letters, data processing, business reports, etc.) tractor feed (for precise alignment and quick loading), parallel or serial interface (take your pick), self-inking ribbon cassette (for long life and easy installation), 10 portable pounds in weight, and compatibility with so many of the most popular personal computers on the market.

Plus its printhead features a unique single-hammer design that eliminates a lot of moving parts, to eliminate a lot of annoying repairs.

That's the Banana: silly name, serious service. It's everything the expensive dot-matrix printers are . . .

Except expensive.



Leading Edge Products, Inc., 225 Turnpike Street, Canton, Massachusetts 02021
Toll-free: 1-800-343-6833; In Massachusetts (617) 828-8150. Telex 951-624.

FOR YOUR COMMODORE WORDPROCESSING NEEDS INVEST IN THE BEST



WORDPRO PLUS. IN A CLASS BY ITSELF.

When choosing a Word Processor for your Commodore™ computer, there's no reason to settle for anything but the best — in a word...WordPro™.

With over 30,000 happy clients churning out letters and documents all over the world, the WordPro Plus™ Series is unquestionably the #1 selling software package on Commodore computers! So when you choose WordPro, you know you're investing in a trial-tested program that's a real winner. And WordPro is NOW available for your Commodore 64™ computer — at prices starting as low as $89.95.

Designed for the user who has no computer or word processing experience whatsoever, WordPro Plus brings a new dimension to the term "user-friendly." More than just easy to use, WordPro will turn your Commodore computer into a sophisticated time saving word processing tool — loaded with the same inventory of features found in systems costing much, much more.

Our nationwide team of over 600 Professional Software/Commodore computer dealers will help you choose the WordPro Plus system that is best for your needs. Our full-service dealers have been set up to provide strong customer support. In addition to helping you choose the right system, many Professional Software dealers also offer WordPro Plus training and system installation.

Professional Software offers a complete spectrum of WordPro word processing software for Commodore computers ranging from the Commodore 64 to the more business oriented 8000/9000 series computers. And WordPro 4 Plus and 5 Plus also interact with our database management systems including InfoPro and The Administrator. So whatever your Word Processing needs, there's a WordPro system that's right for you.



Invest in the best... WordPro Plus. In a class by itself.

Call us today for the name of the WordPro Plus dealer nearest you.

Professional Software Inc.

51 Fremont Street
Needham, MA 02194

(617) 444-5224
Telex: 951579

WordPro™ and WordPro Plus™ are trademarks of Professional Software Inc.

The WordPro Plus Series was designed and written by Steve Punter of Pro Micro Software Ltd.

Commodore™ and the Commodore 64™ are trademarks of Commodore Electronics, Inc.

Dealer inquiries invited.

Finally, aliens your kids can reason with instead of destroy.





This year, thousands of kids will be searching for the most amazing thing.

At Spinnaker, we don't believe in the "kill or be killed" concept behind most computer games. In fact, we believe computer games should be instructive. Not destructive. But just as importantly, they should be fun.

That's why IN SEARCH OF THE MOST AMAZING THING™ is designed to let your kids negotiate with aliens instead of destroying them. Because given the opportunity, kids enjoy using their minds.



It's Amazingly Fun.

The Most Amazing Thing is out there somewhere. Finding it won't be easy. But relax, your kids will have the help of their old uncle Smoke Bailey. He'll give them a B-liner (sort of a cross between a hot air balloon and a dune buggy) to use on their journey. They'll have to learn how to fly the B-liner and navigate it through storms and fog. But before they do anything, your kids will have to talk to Old Smoke. He'll tell them about the Mire People and the strange language that they speak. He'll also tell them to avoid the dangerous Mire Crabs and how to get fuel for the B-liner.

Your kids will visit the Metallican Auction where they'll trade with the aliens for valuable chips. Your kids will then use these chips to buy things they'll need for their trip. And your kids will learn how to fly over the planet using their jet pack.

The Most Amazing Thing holds great powers, but it will take great skill, persistence and imagination to find it.

It's Amazingly Educational.

IN SEARCH OF THE MOST AMAZING THING is written by Tom Snyder, educator and author of the best-selling Snooper Troops™ Detective Series.

And like all Spinnaker games, IN SEARCH OF THE MOST AMAZING THING has real educational value. For instance, your kids will sharpen their ability to estimate distances and quantities. And since they'll be navigating their B-liner, they'll become aware of distance, direction and time. They'll also develop a knack for economic and monetary principles through trading with the aliens. And they'll solve problems through trial and error.

They'll learn all of these things, plus they'll learn that nothing is impossible if you put your mind to it.

A Novel Approach to Computer Games.

Besides offering your children all of the above, IN SEARCH OF THE MOST AMAZING THING gives them an opportunity to develop their reading skills. Because included with the game is Jim Morrow's new novel The Adventures of Smoke Bailey.* So your children will have hours of fun reading the book or playing the game. And they'll be learning at the same time.

Parental Discretion Advised.

If you're a parent who would rather see your kids reason with aliens than destroy them, you've got plenty of reasons to ask your local software retailer for IN SEARCH OF THE MOST AMAZING THING. It's compatible with Apple,® IBM,® Atari,® and Commodore 64™ computers. And it offers so much fun you'll probably be tempted to play it yourself. Or you can write us directly at: Spinnaker Software, 215 First Street, Cambridge, MA 02142.



You'll find this is one computer game that won't alienate you from your children.





© Copyright 1983.
Tom Snyder Productions, Inc.
All rights reserved.

SPINNAKER™
We make learning fun.

Apple, IBM and Atari are registered trademarks of Apple Computer, Inc., International Business Machines Corp. and Atari, Inc., respectively. Commodore 64 is a trademark of Commodore Electronics Limited.
© 1983 Spinnaker Software Corp. All rights reserved.

MOSAIC™

64K RAM SELECT™

The only Compatible 64K RAM for

ATARI® 400 and 800

Now Atari† owners can go where no Atari owner has ever gone before. With the Mosaic 64K RAM Select* you enter the world of more powerful computing with almost limitless applications!

Atari 400 owners have 64K RAM at their disposal, with 48K RAM hard-wired and four banks of 4K RAM. Atari 800 owners can expand up to 192K RAM! All with complete compatibility with Atari peripherals and software.

The owner of a 64K Select will make better use of more powerful peripherals and software. Machine language programs such as Visicalc or word processing have more workspace, up to 30%.

Programming techniques difficult, time consuming or even impossible are now practical. Such as loading DOS utilities once, page flipping, chained programs, player missile data, and/or wedges, etc. etc. etc...

You'll have access to a membership in the Select Members Club to keep you updated of all the new applications! Of course, the Mosaic 64K Select is easy to install and use. No soldering and complete picture guided instructions included.**

The Mosaic 64K RAM Select, the most advanced memory system available for the Atari 400/800 computers. Serious Atari owners won't settle for less.



64K RAM SELECT FEATURES

1. Unlimited software applications.
10. No solder installation.
11. Powerful, most memory available.
100. No chip sockets for better reliability.
101. Versatile — multiple memory configurations.
110. Compatible with 8K and 16K ROM cartridges.
111. Low power design. Less power and heat than Atari 16K RAM.
1000. Can emulate Atari 1200 Memory.
1001. Test cycled 24 hours to insure reliability.
1010. Larger work space for disc software (i.e., Visicalc, Word Processor, etc.)
1011. Four year warranty.
1100. Allows 400 owners to run disc drives more effectively.
1101. Very low cost per byte.
1110. Allows more powerful graphic manipulations.
1111. Complete users guide.
10000. Membership in the "Select" club.
10001. Powerful program library
10010. Disc emulation software available for super fast loads and saves.
10011. Tool kit software available — never type DOS again (format, directory and much more).
10100. All Mosaic 64K software maintains 48K RAM for program space.
10101. Allows for up to 192K RAM in Atari 800.
10110. Can be used with Atari 16K's and Mosaic 32K's.
10111. Gold edge connectors.
11000. String arrays.
11001. Allows 3-dimensional data arrays.

CALL NOW FOR MORE INFORMATION AND YOUR NEAREST MOSAIC DEALER.
1-800-547-2807 (IN ORE 503-655-9574)

MOSAIC ELECTRONICS, INC.
P.O. BOX 708
OREGON CITY, OR 97045

*Trademark of MOSAIC ELECTRONICS, INC.
†Atari is a registered trademark of Atari, Inc.
Mosaic is not affiliated with Atari.

**Cable kits required but not included with purchase

August 1983 Vol. 5, No. 8

FEATURES

22	The Fall Computer Collection At The Summer Consumer Electronics Show	Tom R. Halfhill	*
46	The Coming Year: The Predictions Of Industry Leaders	John Blackford	*
60	Weather Forecaster	George W. Miller	*
74	Constructing The Ideal Computer Game Part II	Orson Scott Card	*

EDUCATION AND RECREATION

86	Dragon	Steven R. McCloskey	V/AT
92	First Math	Steve Hamilton	V/64/TI/C/AP
100	Blockhead	Matt Giwer	AT/64
109	Clues	Melvin Billik	P/V/64/TI
113	Gold Miner For TI-99/4A	James Dunn	TI

REVIEWS

124	Develop-20	Tina Halcomb	V
126	Astro Chase	John Blackford	AT
128	Galactic Blitz For The VIC-20	Tony Roberts	V
132	Space Station 1 For The TI	Tony Roberts	TI
132	Calc Result	August Schau	64
138	Atari Airstrike	James V. Trunzo	AT
140	HESCAT For PET/CBM	Steve Leth	P
142	BOOK: TRS-80 Color Computer BASIC	Tony Roberts	C
144	The Flight Simulator For The Timex/Sinclair	Michael B. Williams	T/S

COLUMNS AND DEPARTMENTS

6	The Editor's Notes	Robert Lock	*
10	Readers' Feedback	The Editors and Readers of COMPUTE!	*
18	Computers And Society: The Continuing Evolution Of Languages	David D. Thornburg	*
54	The Beginner's Page	Richard Mansfield	*
72	Questions Beginners Ask	Tom R. Halfhill	*
116	Friends Of The Turtle	David D. Thornburg	*
118	Learning With Computers: After The Basics Of BASIC	Glenn M. Kleiman	*
148	INSIGHT: Atari	Bill Wilkinson	AT
192	Programming The TI: DATA, READ, And RESTORE Statements	C. Regena	TI
216	Machine Language: A Bagel Break	Jim Butterfield	*

THE JOURNAL

157	Converting VIC And 64 Programs To PET	Jim Butterfield	P
158	How To Create A Data Filing System: Part II. Planning The Output	Jim Fowler	*
163	Neat Numbers On The VIC	Daniel E. Dick	V
168	Atari Verify	Michael J. Barkan	AT
172	PLOTting On The Apple	Thomas P. Anderson	A
179	Relocating VIC Loads	Tony Valeri	V
182	Commodore 64 Video – A Guided Tour, Part VII	Jim Butterfield	64
188	Troubleshooting A Program	John Blackford	*
198	VIC And 64 Escape Key	Thomas Henry	V/64
204	Musical Atari Keyboard	Paul N. Havey	AT
208	3-D Color Computer Patterns	George Trepal	C
211	VIC-20/64 Translations: Reading The Keyboard	Nathan Okun	V/64
220	Etch-Atari	Roy Glover	AT
224	Input Functions On The VIC	John Ging	V
228	Apple Bytechanger	Wally Hubbard	AP
231	Mixing Graphics Modes On The 64	Sheldon Leemon	64
236	A Fig-Forth Utility	Jürgen Pfeifer	FORTH
237	Banish Atari INPUT Statements	Jim Faryar	AT
239	Visiting The VIC-20 Video, Part IV	Jim Butterfield	V
242	VICplot	Gerald Chick	V
246	VIC Display Messages	Rick Keim	V
249	FORTH PAGE: Floating Point Division	Matt Ganis	FORTH

178	**COMPUTE!'s Author Guide**	
251	**News & Products**	
262	**Calendar**	
263	**CAPUTE! Modifications Or Corrections To Previous Articles**	
264	**A Beginner's Guide To Typing In Programs**	
265	**How To Type COMPUTE!'s Programs**	
267	**Product Mart**	
272	**Advertisers Index**	

NOTE: See page 265 before typing in programs.

GUIDE TO ARTICLES AND PROGRAMS

AP Apple **AT** Atari, **P** PET/CBM, **V** VIC-20, **C** Radio Shack Color Computer, **64** Commodore 64, **T/S** Timex/Sinclair, **TI** Texas Instruments, *All or several of the above.

COMPUTE! The Journal for Progressive Computing (USPS: 537250) is published 12 times each year by COMPUTE! Publications, Inc., P.O. Box 5406, Greensboro, NC 27403 USA. Phone: (919)275-9809. Editorial Offices are located at 505 Edwardia Drive, Greensboro, NC 27409. Domestic Subscriptions: 12 issues, $20.00. Send subscription orders or change of address (P.O. form 3579) to Circulation Dept., **COMPUTE!** Magazine, P.O. Box 5406, Greensboro, NC 27403. Second class postage paid at Greensboro, NC 27403 and additional mailing offices. Entire contents copyright © 1983 by COMPUTE! Publications, Inc. All rights reserved. ISSN 0194-357X.

TOLL FREE Subscription Order Line
800-334-0868
In NC 919-275-9809

A Small System Services, Inc. Publication
COMPUTE

EDITOR'S NOTES

The recent TI announcement of a pending second quarter loss in the $100 million range sent shock waves through the consumer computer end of the stock market. In two days, TI stock dropped almost 50 points before beginning a gradual upturn. What's happening out there in the trenches of this economic warfare?

It would seem that Commodore is remaining profitable by constantly refining, redesigning, and maintaining rigorous internal cost controls. Various manufacturers, including TI, have been pulled into the trap of selling computers at loss leader prices. The expectation (perhaps more accurately the fervent hope) then becomes that money will be made on the software. With so much competition for software dollars only time will tell, but Commodore's recent and aggressive software price cuts don't bode well for the loss leader philosophy.

In Tom Halfhill's noteworthy article in this issue you'll discover an incredible array of information on the Consumer Electronics Show. Items of particular note: Atari has completely revamped their computer line, and Coleco introduces "Adam," a computer package of tremendous significance.

Random Bits and Rumors: With the advent of "Adam," we can expect to see new packaged systems to appear, most notably in the $500-$700 range. One recent concern we heard voiced regarding price cutting for computers: do people treat them less seriously as prices drop (e.g., is a $299 VIC-20 "more" of a computer than an $85 VIC-20)? It would seem that the manufacturers will have to convey the message that these are powerful, capable computers, and back that up with useful software. Commodore's *Magic Desk* (see Tom's article) is a good case in point.

IBM's new home computer is still under the tightest wraps. We still expect it by September or October and still expect a price in the $700 ball park. There's always the chance that IBM will sit back and watch the battle for a while to let things shake out a bit, but we think not. The IBM home computer would appeal to many on name alone, and IBM's well aware of that.

Robert Lock



LAST NIGHT WE EXCHANGED LETTERS WITH MOM, THEN HAD A PARTY FOR ELEVEN PEOPLE IN NINE DIFFERENT STATES AND ONLY HAD TO WASH ONE GLASS...

That's CompuServe, The Personal Communications Network For Every Computer Owner

And it doesn't matter what kind of computer you own. You'll use CompuServe's Electronic Mail system (we call it Email™) to compose, edit and send letters to friends or business associates. The system delivers any number of messages to other users anywhere in North America.

CompuServe's multi-channel CB simulator brings distant friends together and gets new friendships started. You can even use a scrambler if you have a secret you don't want to share. Special interest groups meet regularly to trade information on hardware, software and hobbies from photography to cooking and you can sell, swap and post personal notices on the bulletin board.

There's all this and much more on the CompuServe Information Service. All you need is a computer, a modem, and CompuServe. CompuServe connects with almost any type or brand of personal computer or terminal and many communicating word processors. To receive an illustrated guide to CompuServe and learn how you can subscribe, contact or call:

CompuServe

Consumer Information Service, P. O. Box 20212
5000 Arlington Centre Blvd., Columbus, OH 43220

800-848-8990
In Ohio call 614-457-0802.

An H&R Block Company

Publisher/Editor-In-Chief	Robert C. Lock
Publisher's Assistant	Alice S. Wolfe
Senior Editor	Richard Mansfield
Managing Editor	Kathleen E. Martinek
Assistant Managing Editor	Tony Roberts
Production Editor	Gail Walker
Features Editor	Tom R. Halfhill
Technical Editor	Ottis R. Cowper
Program Editor	Charles Brannon
Assistant Editors	Dan Carmichael Lance Elko
Assistant Features Editor	John Blackford
Assistant Copy Editor	Juanita Lewis
Editorial Assistant	Kathy Yakal
Programming Assistants	Patrick Parrish Gregg Peele Jonathan Byrd
Administrative Assistants	Vicki Jennings Laura MacFadden Julia Fleming
Copy Assistants	Becky Hall Sarah Johnston Linda Shaw
Associate Editors	Jim Butterfield, Toronto, Canada Harvey Herman, Greensboro, NC Fred D'Ignazio, 2117 Carter Rd. S.W. Roanoke, VA 24015 David Thornburg P.O. Box 1317, Los Altos, CA 94022
Contributing Editor	Bill Wilkinson
COMPUTE!'s Book Division	
Editor	Orson Scott Card
Assistant Editor	Stephen Levy
Administrative Assistant	Carol Eddy
Artist	Janice Fary
Art Director/Production Manager	Georgia Papadopoulos
Assistant	Irma Swain
Artists	De Potter Jean Hendrix
Typesetting	Terry Cash
Illustrator	Harry Blair
Promotion Assistant	Todd Heimarck
Production Assistant	Dai Rees
Associate Publisher/ National Advertising Sales Manager	Andy Meehan
Advertising Coordinator	Patti Williams
Advertising Accounts	Bonnie Valentino
Sales Assistant	Rosemarie Davis
Operations/Customer Service Manager	Carol Lock
Assistants	Patty Jones Shannon Meyer
Dealer Coordinator	Fran Lyons
Assistants	Gail Jones Sharon Minor
Assistants	Christine Gordon Cassandra Robinson Mary Sprague Dorothy Bogan Chris Patty Rhonda Savage Lisa Flaharty Carol Dickerson
Shipping & Receiving	Jim Coward Larry O'Connor Chris Cain John B. McConnell
Data Processing Manager	Leon Stokes
Assistant	Joan Compton
Accounting Manager	W. Jerry Day
Bookkeeper	Ellen Day
Accounting Assistants	Linda Miller Doris Hall
Assistants	Ruth Granger Anna Harris Emilie Covil Anne Ferguson

Robert C. Lock, President
W. Jerry Day, Vice-President and Comptroller
E. Norman Graham, Vice-President and General Counsel
Kathleen E. Martinek, Assistant To The President
Sonja Whitesell, Executive Assistant
Debbie Nash, Receptionist

Coming In September

**Caves Of Ice:
An Extraordinary 3-D,
Multi-level Escape Game
For Several Computers**

Games And Education

**VIC Turtle PILOT:
The Complete Language**

A TI Sprite Editor

**Speedsort: The Fastest
Commodore Sort**

**Easy Page Flipping
For The Atari**

COMPUTE! Publications, Inc. publishes:

COMPUTE! The Journal For Progressive Computing

COMPUTE! Books

Telephone: 919-275-9809

Corporate office:
505 Edwardia Drive,
Greensboro, NC 27409 USA

Mailing address: COMPUTE!
Post Office Box 5406
Greensboro, NC 27403 USA

Subscription Information

**COMPUTE! Circulation Dept.
P.O. Box 5406
Greensboro, NC 27403**

TOLL FREE Subscription Order Line
800-334-0868
In NC 919-275-9809

**COMPUTE! Subscription Rates
(12 Issue Year):**

US	(one yr.) $20	Air	
	(two yrs.) $36	Europe, Australia	$38
	(three yrs.) $54	Middle East, Central America and North Africa	$48
Canada and Foreign Surface Mail	$25	South America, South Africa, Far East	$68

Advertising Sales

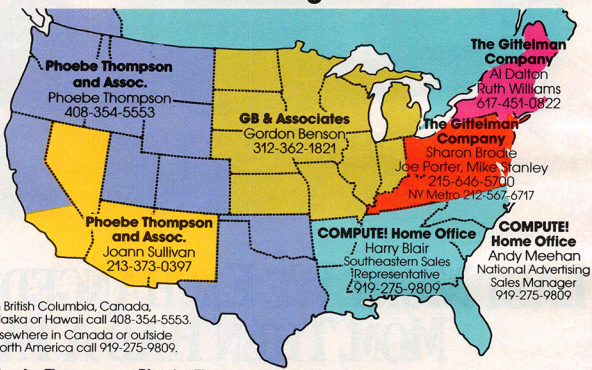

In British Columbia, Canada, Alaska or Hawaii call 408-354-5553.
Elsewhere in Canada or outside North America call 919-275-9809.

Phoebe Thompson and Associates
101 Church Street
Suite 13
Los Gatos, CA 95030
PHOEBE THOMPSON

Phoebe Thompson and Associates
2556 Via Tejon
Palos Verdes Estates, CA 90274
JOANN SULLIVAN

GB & Associates
P.O. Box 335
Libertyville, IL 60048
GORDON BENSON

COMPUTE! Home Office
505 Edwardia Drive
Greensboro, NC 27409
HARRY BLAIR
Southeastern Sales Representative

The Gittelman Company
Statler Office Building
Suite 518
20 Providence Street
Boston, MA 02116
AL DALTON
RUTH WILLIAMS

The Gittelman Company
Summit Office Center
7266 Summit Avenue
Fort Washington, PA 19034
SHARON BRODIE
JOE PORTER
MIKE STANLEY

Address all advertising materials to:
Patti Williams
Advertising Production Coordinator
COMPUTE! Magazine
505 Edwardia Drive
Greensboro, NC 27409

Authors of manuscripts warrant that all materials submitted to COMPUTE! are original materials with full ownership rights resident in said authors. By submitting articles to COMPUTE!, authors acknowledge that such materials, upon acceptance for publication, become the exclusive property of COMPUTE! Publications, Inc. No portion of this magazine may be reproduced in any form without written permission from the publisher. Entire contents copyright © 1983, COMPUTE! Publications, Inc. Rights to programs developed and submitted by authors are explained in our author contract. Unsolicited materials not accepted for publication in COMPUTE! will be returned if author provides a self-addressed, stamped envelope. Programs (on tape or disk) must accompany each submission. Printed listings are optional, but helpful. Articles should be furnished as typed copy (upper- and lowercase, please) with double spacing. Each page of your article should bear the title of the article, date and name of the author. COMPUTE! assumes no liability for errors in articles or advertisements. Opinions expressed by authors are not necessarily those of COMPUTE!.

PET, CBM, VIC-20 and Commodore 64 are trademarks of Commodore Business Machines, Inc., and/or Commodore Electronics Limited.
Apple is a trademark of Apple Computer Company.
ATARI is a trademark of Atari, Inc.
TI99/4A is a trademark of Texas Instruments, Inc.
Radio Shack Color Computer is a trademark of Tandy, Inc.

WordPro 3 Plus/64™

The Best Word Processor for your Commodore 64™

Now available for as low as $89.95



When choosing a Word Processor for your Commodore 64 computer, there's no reason to settle for anything but the best—in a word....WordPro™.

With over 30,000 happy WordPro clients churning out letters and documents all over the world, the WordPro Plus™ Series is unquestionably the #1 selling software package on Commodore computers! So when you choose WordPro, you know you're investing in a trial-tested program that's a real winner. And WordPro 3 Plus/64 is NOW available for your Commodore 64 computer at prices as low as $89.95.

Designed for the novice user with no computer or word processing experience whatsoever, WordPro 3 Plus/64 brings a whole new dimension to the term "user-friendly." More than just easy to use, WordPro 3 Plus/64 is a commercial level word processor loaded with powerful features including: Auto Page Numbering, Headers and Footers, Math Functions, Global Search and Replace, the Ability to Create Multiple Personalized Letters and Documents, Underlining, Boldface, Super and Subscripts and much, much, more.

Best of all, WordPro 3 Plus/64's powerful arsenal of features can be put to use almost immediately—by even the novice user. So whether you're a writer, in business, education, or just a hobbyist, you'll quickly become a WordPro Pro!

Invest in the best...WordPro Plus. In a class by itself.

Call us today for the name of the WordPro 3 Plus/64 dealer nearest you.

Professional Software Inc.

51 Fremont Street
Needham, MA 02194

(617) 444-5224
Telex: 951579

WordPro 3 Plus/64™ is a trademark of Professional Software Inc.
The WordPro Plus Series was designed and written by Steve Punter of Pro-Micro Software Ltd.
Some printers may not support certain WordPro 3 Plus/64 functions and/or require an interface. Please check with your dealer.
Commodore 64™ is a trademark of Commodore Electronics Ltd.
Dealer and Distributor inquiries are invited.

READERS' FEEDBACK

The Editors and Readers of COMPUTE!

Commodore's Public Domain Software

Several readers have written asking about the public domain software released by Commodore. Earlier this year, Commodore announced that they were making 656 educational programs available to anyone, by placing them in the public domain.

Since that time, the software has been reorganized and has been distributed to Commodore dealers. All of the programs are educational (math, English, history, computer science, business, etc.) and are available through Commodore dealers. All programs are for the PET or the 64.

There are 27 diskettes available, each holding up to 20 programs, which are individually packaged and sell for $6.95. Also, copies can be made at Commodore dealerships for a nominal cost.

Since the programs have been placed in the public domain, all prices are, according to Commodore, charged only to offset actual disk costs or the time for dealer copying. None of the programs is available on tape.

What's RS-232?

I am confused with all this RS-232 jargon. I have read the section in the *VIC-20 Programmer's Reference Guide*, but it seems to be written for someone who is already familiar with RS-232. I'd like to interface a serial printer, and also a bar code concentrator – that's a buffer memory which stores ASCII received from several bar code scanning stations.

First, check **COMPUTE!** *(August 1982). "VIC-20 Communications/The RS-232 Interface" applies to both the VIC and the 64. In October, "Ask the Readers" gives more information on interfacing printer devices.*

However, neither of these references gives all the answers. Right now, there are users working on problems associated with the "full handshake" option, which doesn't work at all on the VIC and which has problems on the 64. Until Commodore releases a new ROM to fix the problem on either or both machines, users must go after the problem themselves by using machine language programming on an interrupt level – and that's a complex job. **COMPUTE!** *should soon be able to publish a success story on how it's done.*

VIC Disk Details

After reading through the VIC-1541 Disk Drive manual some questions arise:

1. How can the 1541 be speed-changed for the VIC-20 through software if the 1541 is in the 64 mode to start with? Will it recognize such a software command if in the wrong speed mode?

2. What are the considerations in using a second disk drive? The manual discusses changing the "8" drive number to another via software or hardware, but which is preferable? And would most programs one buys have to be modified if the drive address is changed? And when would one profitably use a second drive – main program of first drive and data files on another, or what?

3. The manual briefly alludes to drive numbers but does not explain the connection between drive numbers and device numbers. Is there a connection, and how would a drive know its drive number (as opposed to its device number)?

4. The 1541 manual says that you can't copy whole disks from one 1541 to another 1541. Is this really true? Is it immutable, or is there a way around this glitch?

Karl Thurber

The difference in data transfer speed between the VIC and 64 is not so great that the drive in its 64 mode is unable to understand commands sent to it by the VIC. In fact, the VIC can usually read programs from the disk without giving the "slow down" command. To write data reliably, however, you should always set the drive for the proper speed by typing:

```
OPEN 15,8,15,"UI-":CLOSE 15
```

When peripherals are connected to the serial bus, the computer must know what to call them before it can talk to them. If you attach two disk drives without changing the device number of one of them, they will lock up the bus in an electronic argument over which one has the right to call itself device 8. The simplest solution is to perform the hardware modification described in the manual, which changes the device number once and for all. The problem with this is that it's a little drastic for most people. The procedure for changing

WORD PROCESSING HAS NEVER BEEN SIMPLER



Brøderbund's Bank Street Writer turns your Apple or Atari computer into a powerful word processor, with many of the advanced features you'd expect to find only in an expensive business system. Powerful, yet purposefully simple, Bank Street Writer has no complex codes to memorize. The screen guides you every step of the way. It's everything you're ever likely to need in a word processor at a price you can afford. Here are just a few of its many features: • Add, move, insert and erase blocks of text, • Universal search and replace, • Automatic centering and indent, • Automatic word wrap, so you don't have to hyphenate or "return" at the end of each line, • Potent print format routines all in memory, • Disk storage and retrieve functions with password protection, • Document chaining allows you to print documents of unlimited length, • Page headers and automatic page numbering—top or bottom, • Highlighting of text, • Upper and lowercase without additional hardware.

Bank Street WRITER™

Brøderbund's Bank Street Writer comes complete with Tutorial and Utility programs, a comprehensive reference manual and a free back-up disk.

Student approved, the entire system has been extensively tested by Bank Street College of Education and Intentional Educations.

Bank Street Writer. The ground-breaking, sensible combination of word processing power, thoughtful design, and exceptional value.

The First Word Processor For The Entire Family.

Hardware requirements: Apple version requires Apple II or Apple II + with 48K and Applesoft in ROM of language card, DOS 3.3. Atari 400/800 version requires 48K and BASIC cartridge. Both versions require only one disk drive.

Brøderbund Software

1938 Fourth Street, San Rafael, California 94901, Telephone (415) 456-6424

Apple is a registered trademark of Apple Computer, Inc. Atari is a registered trademark of Atari, Inc.

Xerox Service Centers. The personal computer back-up system you've been looking for.

Unfortunately, most people find out the hard way that there's one question even a personal computer can't answer.

Where can you take it for service?

We have a suggestion. Come to one of our

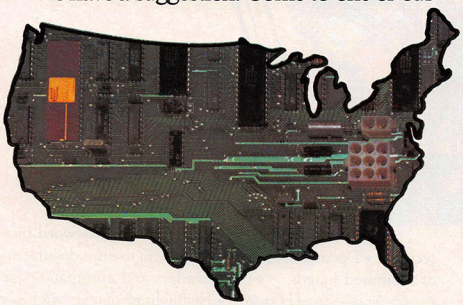

new Xerox Service Centers. We have 82 nationwide. And we're multiplying faster than software programs.

Right now we're equipped to handle Osborne™ Computers, Epson™ MX Series Printers, Pied Piper™ Computers, Morrow Designs Micro Decision™ Computers, Corona Data Systems Computers, Enter Sweet Pea™ Color Plotters, Cameo Electronics Winchester Disk Drives, Okidata Microline™ and Pacemark,™ and Amdek™ products. In addition to a number of Xerox products like the 820 Personal Computer and Diablo™ Printers. But in the future, we'll be servicing even more brands of personal computers and related items.

Our service people have to undergo one of the toughest training programs in the industry. Including plenty of hands-on experience and intensive study of computer technology.

Then we put them through the specialized courses on other brands.

We've even provided a back-up system to our back-up system with a nationwide "hot line" to our Xerox Technical Support Centers. So in the unlikely event your bugaboo baffles our local whiz, there's extra help close at hand.

And we keep our parts departments well stocked. Which means your problem can be fixed a lot faster than you'd imagine.

But one of the best things about bringing* your equipment to us is that you get Xerox quality service at a very affordable price.

So come in and see us. Or contact the Xerox Five Star Service Dealer in your area for more information.

Because 82 new Xerox Service Centers are not only a nice step forward for us. They're a great system for you to fall back on.

Visa, MasterCard and American Express Cards accepted.

*Pick-up and delivery available.

Xerox Service Centers.



Alabama: *Birmingham,* 167-A Citation Court, (205) 945-1280.
Arizona: *Tempe,* Suite 101, 2109 S. 48th St., (602) 967-1922.
California: *Alhambra,* 614 South Marengo, (213) 289-0174; *Anaheim,* 232 W. Cerritos Ave., (714) 776-8143; *Carson,* Suite E, 20630 Leapwood, (213) 516-6650; *Chatsworth,* 20802 Plummer St., (213) 709-0226; *Sacramento,* 4247 S. Market Court, (916) 920-2275; *San Diego,* Suite N, 7343 Ronson Rd., (619) 569-1212; *San Francisco,*

XEROX



Suite B, 1555 Burke Ave., (415) 821-7719; *San Leandro,* 1981 Adams, (415) 635-9300; *Sunnyvale,* #6, 540 Weddell Drive, (408) 734-2540. **Colorado:** *Denver,* Suite 201, 8200 E. Pacific Place, (303) 696-8966. **Connecticut:** *Hartford,* 593 Farmington Ave., (203) 236-2381. **Delaware Area:** *Westchester, Pa.,* 301 Willowbrook Lane, (215) 431-0533. **Florida:** *Altamonte Springs,* 716 North Lake Blvd., (305) 830-8109; *Ft. Lauderdale,* #502, 1500 N.W. 62nd St., (305) 491-3202; *Jacksonville,* Unit #4, 3035 Powers Ave., (904) 731-7218; *Miami,* 6908 N.W. 72nd Ave., (305) 887-2711; *Tampa,* Suite 6, 6201 Johns Rd., (813) 886-0779. **Georgia:** *Atlanta,* Suite 10, 2215 Perimeter Park Drive, (404) 458-1016. **Hawaii:** *Honolulu,* Suite 104, 627 South St., (808) 526-0885. **Illinois:** *Chicago,* 165 N. Canal St., (312) 559-9440; *Elk Grove Village,* 2216 Landmeier Rd., (312) 437-3180; *Lombard,* 436A Eisenhower Lane, (312) 953-1113; *Springfield,* 2036 S. MacArthur, (217) 523-1007. **Indiana:** *Indianapolis,* 5335 W. Minnesota St., (317) 241-2888. **Iowa:** *Des Moines,* 700 E. 4th St., (515) 282-8700. **Kansas:** *Overland Park,* 6383 W. 110 St., (913) 381-9819; *Wichita,* 7804 E. Funston, (316) 685-4731. **Kentucky:** *Louisville,* 10308 Bluegrass Parkway, (502) 499-7224. **Louisiana:** *Baton Rouge,* Suite K, 10466 Airline Highway, (504) 291-5974; *Harahan,* Suite F, 550 Wholesalers Parkway, (504) 733-1201. **Maryland:** *Hunt Valley,* 100 Lakefront Drive, (301) 667-8711; *Lanham,* 9730A-1 George Palmer Highway, (301) 459-3973; *Rockville,* 12288 H. Wilkens Ave., (301) 468-8870. **Massachusetts:** *Braintree,* 190 Forbes Rd., (617) 848-5750; *Woburn,* 248 W. Cummings Park, (617) 938-0845. **Michigan:** *Lansing,* Suite 7, 6810 South Cedar, (517) 694-3350; *Troy,* Suite 7, 1270 Rankin, (313) 583-2935. **Minnesota:** *Edina,* 3650 Hazelton Rd., (612) 920-4472. **Mississippi:** *Jackson,* 870 Foley St., (601) 948-6302. **Missouri:** *St. Louis,* 11984 Dorsett Rd., (314) 991-2106. **Nebraska:** *Omaha,* 11129 Mill Valley Rd., (402) 493-0387. **New Jersey:** *Lodi,* 300-1B Rt. 17, (201) 777-4441; *Monmouth Junction,* Bldg. 1, 248 U.S. Rt. 1, (201) 329-2050; *Whippany,* 145 Algonquin Parkway, (201) 428-1275. **New Mexico:** *Albuquerque,* Suite D, 5659 Kircher Blvd., (505) 344-3563. **New York:** *Albany,* Pine West Plaza One, Washington Ave Ext., (518) 869-9082; *Cheektowaga,* 198 Sugg Rd., (716) 634-2993; *Elmsford,* 5 Westchester Plaza, (914) 592-4454; *Lake Success,* Suite 1-E8, 3000 Marcus Ave., (516) 437-1134; *Liverpool,* 7150 Henry Clay Blvd., (315) 451-7420; *New York,* 405 Lexington Ave., (212) 697-2190; *Rochester,* 333 Metro Park, (716) 424-4010. **North Carolina:** *Charlotte,* 2838 G Interstate 85 S., Carolina Center, (704) 399-1523; *Raleigh,* 5225 North Blvd., #1 N. Commerce Center, (919) 876-1610. **Ohio:** *Akron,* 2650 S. Arlington Rd., (216) 644-3251; *Cincinnati,* 4814 Interstate Drive, (513) 874-0884; *Cleveland,* Technology Plaza, 5267 E. 98th St., (216) 587-1546; *Columbus,* 3711 Corporate Drive, (614) 895-3033. **Oklahoma:** *Oklahoma City,* 2122 South Meridian, (405) 682-5030; *Tulsa,* 4725A South Memorial Drive, (918) 665-0811. **Oregon:** *Tigard,* 10110 S.W. Nimbus Ave., B-9, (503) 684-1152. **Pennsylvania:** *Harrisburg,* 806 S. 29th St., (717) 564-2602; *King of Prussia,* Suite C, 1006 W. 8th Ave., (215) 337-4486; *Philadelphia,* Suite H&I, 9140 Academy Rd., (215) 331-0999; *Pittsburgh,* 601 Holiday Drive, (412) 921-8202. **Tennessee:** *Memphis,* Suite 143, 1835 Nonconnah Blvd., (901) 346-2211; *Nashville,* 1854 Airlane Drive, (615) 883-5102. **Texas:** *Austin,* #112, 7950 Anderson Square, (512) 451-6263; *Dallas,* Suite 104, 1625 W. Mockingbird Lane, (214) 630-6647; *Fort Worth,* 3273 Crabtree St., (817) 626-8243; *Houston,* Suite 220, 7280 Wynnwood, (713) 862-1784; *Houston,* 3642 Westchase Drive, (713) 789-3070; *San Antonio,* Suite 112, 2411 Northeast Loop 410, (512) 655-0085. **Utah:** *Salt Lake City,* 3697 W. 1987 S., (801) 973-7316. **Virginia:** *Fairfax,* 2731B Prosperity Ave., (703) 698-7477; *Richmond,* 8707 W. Broad St., (804) 747-0275; *Virginia Beach,* 1448 Air Rail Ave., (804) 464-4752. **Washington:** *Renton,* 266 S.W. 43rd St., (206) 251-9155. **West Virginia:** *Charleston,* 523 Central Ave., (304) 342-8015. **Wisconsin:** *New Berlin,* 2995 South Moreland, (414) 784-3690.





XEROX®, 820 and Diablo® are trademarks of XEROX CORPORATION.

the device number via software is to turn on one of the drives and the computer, load and run the "DISK ADDR CHANGE" program on the demonstration diskette supplied with the drive, then turn on the other drive (which will then be device 8).

Since Commodore's standard device number for disk drives is 8, software that reads or writes to disk will probably make this assumption, which means that to use those programs without modification you'll have to use only the first drive. Having multiple drives becomes profitable at the point where the convenience of not having to constantly switch disks becomes worth the cost of a second drive. The example you cited, using one drive for programs and the second for data files, is a very common one. Also, some tasks, such as duplicating disks, are inherently less complicated when you have more than one drive.

For dual drive units such as Commodore's 4040 and 8050, both drives have the device number 8. To distinguish between them, one is designated as drive 0 and the other as drive 1. Drive numbers are not truly relevant to single drives (where the unit is always drive 0); however, this feature was retained in the DOS (disk operating system) for the 1541 to maintain compatibility with the Commodore dual drives, and to leave open the possibility of dual drive units for the VIC and 64.

It is possible to copy whole disks from one 1541 to another as long as the device number of one of them has been changed. A program called "COPY/ALL" by **COMPUTE!** *Associate Editor Jim Butterfield, which copies the contents of a disk in device 8 to a disk in device 9, is provided on the demonstration disk which comes with the 1541 drive.*

More On TI Memory

Many owners of the TI-99/4A would be interested in determining the exact amount of available memory (in bytes). This two-line program is very simple and can save a lot of hair pulling when you write programs which fill the memory. Here is the program:

STEP 1

Enter the following:

```
1 A=A+8
2 GOSUB 1
```

Do not use a variable that has already appeared in the program. For example, if you have used the variable "A" within the program, choose another. Second, the program must work correctly before using this mini-program.

STEP 2

Once this is entered into the memory, enter the RUN command. The process will take between 15 and 30 seconds to execute, depending upon the length of your program. After execution, MEMORY FULL IN 1 will appear. Now enter PRINT A (no line number) and a value will appear on the screen. This value is the number of bytes remaining in the computer's memory.

To determine the total amount of free memory available, clear the memory (store your program first) and repeat Steps 1 and 2. The value displayed will be 14536. There are 14536 free bytes available (the mini-program itself uses 40 bytes, so add 40 to the 14536). The computer is advertised as having 16K bytes. 1424 are used for screen display, etc. So, when a program is stored in the memory and you want to determine how many bytes the program used, enter the following:

```
PRINT 14576-A
```

Howard Patlik

80 Columns For The Commodore 64

The February "Readers' Feedback" discussion of Commodore 64 add-ons stated 80-column format could be achieved by use of other manufacturers' products, but would "require a separate video monitor" instead of a TV set.

I am considering a color monitor to use with my Commodore 64 and will eventually want to use it as a word processor with 80 columns. The Commodore 64 will only work with a composite input color monitor. I am confused as to the capabilities of that type of monitor. Will it handle the 80-column format, or will I have to get an RGB type color monitor along with some type of interface converter?

R. C. Freytag

The good news is that composite input color monitors give a reasonably good display for 80-column format. The bad news is that, at present, the 80-column boards all have black and white output, so the color monitor is no particular advantage. Also some word processing programs are not designed to work with the 80-column add-ons, so make sure before you buy that the items you are purchasing will work together.

Flashing Atari Prompt

I was intrigued by Glenn Murray's "Flashing Prompt For VIC and PET" (**COMPUTE!**, December 1982). It was just the thing for a number of my programs. It was easily adjusted for my Atari. I offer the re-worked program for your readers:

```
10 POKE 752,1
20 DIM A$(30), B$(30), X$(30)
30 A$="PRESS ANY KEY TO CONTINUE"
40 B$="{CLEAR}"
50 X$=A$
60 FOR R=1 TO 100
70 POKE 656,2: PR. X$ : REM ***PRINTS MESSAGE
   IN WINDOW***
80 FOR W=1 TO 333:NEXT W
90 IF PEEK(764)=255 THEN 110
```

SCIENCE FICTION

INTERACTIVE FANTASIES™



PRISONER 2

In a surreal environment of misleading clues and sugar-coated propaganda, you survive by your wits. Can you escape? Can you find the bars?
Apple $32.95 retail.
Atari, IBM $39.95 retail.



WORLD BUILDERS™

Struggle to tame the galactic wilderness and establish an infant empire's first colonies.
Apple $32.95 retail.



INTERSTELLAR SHARKS™

Dodge the bureaucracy and pursue ultimate success in a high-tension, inter-galactic entrepreneurial arena.
Apple $32.95 retail.



ARMAGEDDON™

Play the deadly game of rebellion against corrupt authority. (Available in Fall '83)
Apple $32.95 retail.

THE EMPIRE TRILOGY By David Mullich

SCIENCE FACT

INTERACTIVE SIMULATIONS™



RENDEZVOUS™

The drama and difficulty of shuttle flight and space navigation are yours, captured through accurate ballistics, precise orbital mechanics, and a stunningly realistic 3-dimensional space station.
Apple, Atari $39.95 retail.

Expand your mind with innovative adventures from EduWare. Our *Interactive Fantasies* startle your imagination and test your intellectual resources.

Our *Interactive Simulations* put you at the center of real-world challenges, which you must solve using scientific inquiry and instinct.

Through explorations in fiction and fact, EduWare leads you to confront your world.

THE BEST OF BOTH FROM

EDUWARE®

28035 Dorothy Drive, Agoura Hills, CA 91301 • 213/706 0661.

EDUWARE is a registered trademark of EduWare Services, Inc. • Apple is a registered trademark of Apple Computer Inc. • Atari is a registered trademark of Atari, Inc.

```
100 IF PEEK(764)<>255 THEN RETURN :REM
    ***THIS GOS. RETURNS**
110 IF X$=A$ THEN X$=B$:NEXT R
120 IF X$=B$ THEN X$=A$:NEXT R
```

Note: Line 100 returns this GOS. routine to the main program. When you return the first entry should be, POKE 764,255:PR. B$.

Barry E. Krischer

How To Build Your Own TI-99/4A Joystick Adapter

As an owner of a TI-99/4A, I decided I wanted a joystick to go with it. To save time and money, I got the Atari pin configuration from a friend and TI's configuration from the TI toll-free information line. After that it was a simple matter of buying three nine-pin "D" connectors (two male and one female), a small box, and some wire. Following this wiring diagram, you can make this adapter in about an hour and be able to select any joystick from the wide variety of Atari-compatible joysticks sold.

Gary Cook



Thanks for the suggestion. We built it here and it works perfectly.

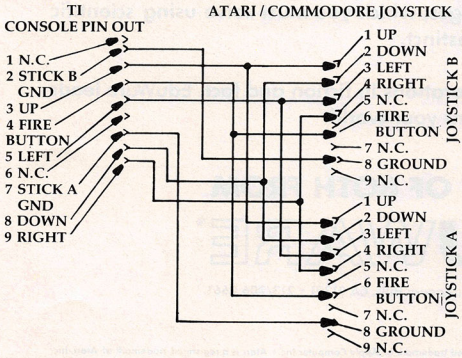

Extended BASIC For The 64?

Is there an extended BASIC available for the Commodore 64? If so, does the extended version include commands for the superb graphics capabilities of the 64?

David J. McKeehan

The 64 comes with a version of Commodore BASIC called "Upgrade" or 2.0 BASIC. This version does not contain disk commands like the newer PETs, nor does it contain special commands for graphics as on the Atari or the TI with extended BASIC.

Fortunately, there are several ways that BASIC on the 64 can be improved. By plugging in cartridges, you can effectively increase your amount of ROM memory. Commodore has plans to release a VSP (Video Support Package) cartridge that will add the graphics commands BASIC presently lacks. There are also cartridges available commercially that add disk commands of BASIC 4.0.

Another way to extend BASIC is with programs that "patch" into it through a machine language program like BASIC AID 64 *that will appear in an upcoming issue of* **COMPUTE!**.

The last and most ambitious method is to make the ROM "invisible" and replace BASIC with another program running in the RAM underneath. This should make it possible to run languages such as Pascal or the new BASIC in the Commodore P128 series computers, without much sacrifice of RAM memory.

Atari Assembler Graphics

I have an Atari 800 and I'm currently using the Assembler Editor cartridge. I can't seem to instruct the computer to switch graphics modes. I've fiddled and faddled here and there with addresses, but it doesn't display a mode that doesn't have garbage all over it. When I read the "Boing" game in **COMPUTE!** ("Insight: Atari," August 1982) I typed in the subroutine and it didn't work. Using the BASIC cartridge and calling up the program after a graphics call seems like a cop out. Help!

Mark Macuirles

*For information on calling graphics modes from machine language, refer to "Insight: Atari" (***COMPUTE!***, February 1982). Bill Wilkinson presents a modular set of routines for GRAPHICS, PLOT, DRAWTO, etc. It is not a program, but rather a series of routines that you can include in your programs.*

COMPUTE! *welcomes questions, comments, or solutions to issues raised in this column. Write to: Readers' Feedback,* **COMPUTE!** *Magazine, P.O. Box 5406, Greensboro, NC 27403.* **COMPUTE!** *reserves the right to edit or abridge published letters.* ©

INSTA

Introducing the **Insta-Series** from Cimarron—**Instant Productivity Software** for the **Commodore 64** Personal Computer. **The Software System:** Insta-Writer, Insta-Mail, Insta-Calc, Insta-Check, Insta-Ledger, Insta-Sched, Insta-File, and proven Word Craft Ultra 64, DTL Compiler 64, and CMAR 64 are all available on **Diskette, Casette,** or **Cartridge.** This is a software system specifically designed for **Your Productivity**; manage information—**Instantly!** Call 714 662-2801 or contact the **Commodore Dealer** nearest you. **Insta-Series**—you're communicating with the future—**Now!**



THE INSTA-SERIES IS DISTRIBUTED BY MICRO-SCI MARKETING, DIVISION OF STANDUN CONTROLS, INC. 2158 HATHAWAY STREET, SANTA ANA, CALIFORNIA 92705 TELEX 910-346-6739. FOR A 17"x22" COLOR POSTER OF "INSTA", SEND $5 (CHECK OR MONEY ORDER) TO MICRO-SCI MARKETING.

© CIMARRON CORP., A DIVISION OF STANDUN CONTROLS, INC. COMMODORE 64 IS A TRADEMARK OF COMMODORE.

David D Thornburg, Associate Editor

The Continuing Evolution Of Languages

Last month we discussed the ongoing Japanese development of a new generation of computer as described in *The Fifth Generation*, a book by Edward Feigenbaum and Pamela McCorduck. This ten-year development project promises to have a lasting impact on our concept of computers. While I didn't elaborate on the topic, I think that the choice of computer language to be used with these machines will be as important as the details of the machine architecture itself. It was thus interesting to find that the language chosen for the fifth generation machines is Prolog.

I had not heard of this language before, and I decided that I should check with some of my Stanford friends to see if they knew about it. With their help I was directed to an excellent guide to this language: *Programming in Prolog*, by W. F. Clocksin and C. S. Melish (Springer-Verlag, $16).

There are two things that surprise me about this language. The first is its tremendous power, and the second is that it has been around since the early 1970s. Interestingly, *Programming in Prolog* (published in 1981) is the first book to appear on this language. The authors wrote the book while they were at the Department of Artificial Intelligence at the University of Edinburgh, a school that has long been a center for Prolog research.

Prolog is used primarily for symbolic computation. Many of its applications are the standard fare of artificial intelligence research – abstract problem solving, mathematical logic, understanding natural language, and the creation and exploration of relational data bases. In other words, Prolog is being used in many applications for which LISP or Logo otherwise might be considered the language of choice.

Creating Facts

To get some picture of Prolog's power, let's examine some program statements. One of the basic structures in Prolog is the "fact." A fact is created in the following way. Suppose we wanted to express the idea that David is a friend of Pam. To express this in Prolog, we would write:

```
friend(david,pam).
```

We could create some more facts by entering:

```
female(pam).
male(david).
```

and so on.

A fact in Prolog consists of a relationship followed by the objects of the relationship, separated by commas and placed inside parentheses. The names chosen for objects and relationships are totally up to the programmer, as long as the names of constants start with lowercase letters. Each complete Prolog statement must end with a period.

Once a collection of facts has been entered into the computer, the data base can be asked to examine the validity of an assertion. Suppose, for instance, that the following facts were present in the system:

```
likes(joe,fish).
likes(mary,book).
likes(joe,mary).
likes(john,book).
```

We can ask a question in Prolog by typing ?- followed by the assertion we want to test. If we typed:

```
?- likes(joe,money).
```

the system would type:

```
no
```

because there is no fact present in the system to confirm the validity of this assertion. If, on the other hand, we typed:

```
?- likes(joe,mary).
```

Prolog would search its data base until it found the desired fact, at which point it would type:

```
yes
```

on the display screen.

Most people are familiar with plain label prices. They mean savings without sacrificing quality.

Now dilithium Press, famous for its user-friendly computer books, introduces dilithium Software. Quality book/software packages at affordable prices.

Each book is easy to read with lots of useful applications and troubleshooting hints; most contain complete source listings.

And a bonus.

You can purchase the book separately for around $19.95. But for a mere $10 extra, you can have the book *and* the software on diskette or cassette.

Plus, you'll have a toll-free customer service number and a forever replacement guarantee.

You'll find dilithium Software at your local bookstore or computer store. However, if there's no store near you, order directly from us.

Call or write today for our catalog, or for more information. And enjoy the dilithium Software label—at the plain label price.

dilithium Software
P.O. Box E
Beaverton, Oregon 97075
800-547-1842 or
646-2713 inside Oregon

Introducing dilithium Software.

Brand name quality. Plain label prices.



Variables

While this application may not appear very powerful, consider the way that Prolog uses variables. Suppose we wanted to know something that Joe likes. To find something we would type:

```
?- likes(joe,What).
```

The word "What" is a variable. Variables can have any name the programmer desires, as long as they start with an uppercase letter. On receiving this question, Prolog searches its data base to find the relationship "likes" and the object "joe." Once it has found these, it then sets the value of "What" to the remaining object. The screen would then show:

```
What = fish
```

since this is the first thing that was shown for the desired relationship. When Prolog finds a match, it places a marker at the relevant fact in case you want to search for other matches. To find other things that Joe likes, one just presses the semicolon (;) key and RETURN. Prolog continues its search and prints:

```
What = mary
```

This process can be continued until the search fails. This aspect of Prolog is very similar to the use of "property lists" in Logo.

Factual Relationships

Questions can be asked about conjunctions of facts also. For example, if one were to ask if there is something that Mary and John both like, one would write:

```
?- likes(john,X), likes(mary,X).
```

The comma is used in Prolog to represent the logical AND operation. At this point you should be able to convince yourself that the computer will print

```
X = book
```

as a response.

In addition to facts, Prolog programs are constructed from rules. An example of a rule is "X is a sister of Y if X is a female and X and Y have the same parents." In Prolog, this rule could be written as:

```
sisterof(X,Y) :-
        female(X),
        parents(X,M,F),
        parents(Y,M,F).
```

The Prolog primitive :- stands for "if."

Suppose we now had the following entries in the data base:

```
female(kathy).
female(pam).
female(pat).
male(greg).
male(david).
parents(kathy,cleo,bob).
parents(pam,virginia,ernie).
parents(david,cleo,bob).
parents(greg,virginia,ernie).
```

With the "sisterof" procedure in place, we can ask questions like:

```
?- sisterof(kathy,david).
```

to which the computer would respond with a "yes" answer. Alternatively, we could find out if Greg has a sister by entering:

```
?- sisterof(X,greg).
```

to which the computer would reply:

```
X = pam
```

It doesn't take much imagination to see that Prolog programs can be written to solve many types of logic problems.

In addition to manipulating objects and variables, Prolog also works with lists. The Prolog data base (consisting of both facts and rules) is searched by a technique called "backtracking" which insures that matches will be found if they occur anywhere in the data base. By moving back and forth in the program, Prolog differs from languages like BASIC in which commands are followed in strict order. If Prolog is unable to answer a query with one set of objects, it will backtrack and start over with a new set until it has found a solution or has exhausted the data base. This feature of the language is one reason that Prolog has thus far appeared primarily on large computers such as the DEC PDP-10. Unless Prolog programs are compiled, they would run quite slowly on personal computers.

And yet this powerful language will probably appear on small computers for many of the same reasons Logo did. When people get sufficiently interested in a language, some enterprising programmer will implement it. There is already a CP/M-based version of the language available from England. I haven't seen it yet, so I can't comment on it. As the impact of the "fifth generation" starts to be felt, Prolog will become more generally available on personal computers.

While the description of Prolog given above is necessarily quite incomplete, it does give some of the flavor of the language. Next month we will explore other powerful languages that are hiding right under our noses. You may be surprised to see what they are! ©

COMPUTE!
The Resource.

PRESENTING THE REMARKABLE SV-318.



© 1983 Spectra Video, Inc.

THE PERSONAL COMPUTER YOU'LL GROW INTO, NOT OUT OF.

SPECTRAVIDEO SV-318 COMPUTER COMPARISON CHART

	SPECTRAVIDEO SV-318	APPLE II PLUS	ATARI 800	COMMODORE 64	NEC 6001	RADIO SHACK COLOR COMPUTER
BASE PRICE	**$299**	**$1,540**	**$899**	**$595**	**$399**	**$299**
COMPUTING POWER FEATURES						
BUILT-IN ROM	32K	12K	10K	20K	16K	8K
EXPANDABLE TO	96K	N/A	42K	N/A	32K	16K
BUILT-IN EXTENDED MICROSOFT* BASIC	YES	YES	ADDITIONAL COST	NO	YES	ADDITIONAL COST
BUILT-IN RAM	32K*	48K	16K	64K	16K	4K
EXPANDABLE TO	144K**	64K	48K	N/A	32K	16K
KEYBOARD FEATURES						
NUMBER OF KEYS	71	51	61	66	71	55
USER DEFINE FUNCTIONS	10	N/A	4	8	10	NONE
SPECIAL WORD PROCESSING	YES	NO	NO	NO	NO	NO
GENERATED GRAPHICS (FROM KEYBOARD)	YES	NO	YES	YES	NO	NO
UPPER/LOWER CASE	YES	UPPER ONLY	YES	YES	YES	YES
GAME/AUDIO FEATURES						
SEPARATE CARTRIDGE SLOTS	YES	NO	YES	NO	NO	NO
BUILT-IN JOYSTICK	YES	NO	NO	NO	NO	9
COLORS	16	15	128	16	9	128 x 64
RESOLUTION (PIXELS)	256 x 192	280 x 160	320 x 192	320 x 200	256 x 192	N/A
SPRITES	32	N/A	4	8	N/A	1
SOUND CHANNELS	3	1	4	3	3	10
OCTAVES PER CHANNEL	8	4	4	9	8	NO
A.D.S.R. ENVELOPE	YES	NO	NO	YES	YES	
PERIPHERAL SPECIFICATIONS						
CASSETTE	2 CHANNEL	1 CHANNEL	2 CHANNEL	1 CHANNEL	1 CHANNEL	1 CHANNEL
AUDIO IO	YES	NO	YES	NO	NO	NO
BUILT-IN MIC	YES	NO	NO	NO	NO	NO
DISK DRIVE CAPACITY	256K	143K	96K	170K	N/A	170K
(LOW PROFILE)	YES	NO	NO	NO	NO	NO
CP/M* COMPATIBILITY (80 column programs)						
CP/M* 2.2	YES	NO***	NO	NO ****	NO	NO
CP/M* 3.0	YES	NO	NO	NO	NO	NO

* 16K user address able plus 16K graphic support
** 128K user address able plus 16K graphic support
*** Apple II can accept modified 40 or 80 column CP/M
**** Commodore 64 accepts 40 column CP/M

Microsoft is a registered trademark of Microsoft Corporation
CP/M is a trademark of Digital Research, Inc.

Sadly, many personal computers will become tomorrow's junk in the attic. The SV-318 is one that will not. Because as you get better, it gets better. It does so because of its capability and expandability—both far beyond those of any other affordable computer.

CAPABILITY. *The SV-318 isn't just more capable. It's much more capable. No other computer at even twice the price combines all these extraordinary features: 32K ROM expandable to 96K; 32K RAM expandable to 144K; Extended Microsoft Basic (the industry standard); even Standard CP/M 80-column capability so you can immediately utilize over 10,000 existing software programs. The SV-318 also has a unique built-in joystick/cursor control—an immeasurably useful feature when it comes to playing your favorite video game.*

EXPANDABILITY. *As you become more and more skillful with computers, you'll love how the SV-318 "stretches" to meet your demands (and actually leads you in fascinating, new directions). For one thing, all eleven of our important peripherals are available immediately. With most other models, you have to wait months. For another, the SV-318 is beautifully designed to interface with new options as they become available.*

AFFORDABILITY. *The SV-318 is not only eminently affordable, it's the first true bargain of the computer age! Besides home budgeting, business applications, word processing, programming and self-teaching, the SV-318 is the best entertainment value in town. Not only can you use it with your TV to play hundreds of different video games, you can also use your SV-318 with a TV as a drawing tablet or music synthesizer. In play, as in work, the SV-318 will continually expand to meet your potential.*

Whether you're just wetting your toes in computers, or fully asail on the waters, the SV-318 is a computer that will serve you for many, many years. You see, we believe that even in the computer age, you don't become an object of real value unless you're around for a while.

FOR UNDER $300

This device has not been approved by the Federal Communications Commission. This device is not and may not be offered for sale or lease, or sold or leased until the approval of the FCC has been obtained.

Represented Nationwide by The Lexington Group
(201) 664-8611

SPECTRAVIDEO
SV·318
PERSONAL COMPUTER

SPECTRA VIDEO, INC., 39 W. 37th St., N.Y., N.Y. 10018

The Fall Computer Collection At The Summer Consumer Electronics Show

Tom R. Halfhill, Features Editor

The flood continues: at least 17 new personal computers were introduced at the Summer Consumer Electronics Show in Chicago, and the end is not in sight. Among industry leaders, Atari made the biggest showing with a completely revised line, plus a radical new approach to software merchandising; among the newcomers, the strongest challenge came from Coleco.

It's been only recently – maybe a year or two – since home computer shoppers have had more than a handful of machines to choose from. Apple, Atari, Commodore, Radio Shack, Texas Instruments. Still, people agonize over the decision.

By this Christmas – destined to be called the Christmas of the Computers – there should be 30 to 40 under-$1000 personal computers for shoppers to sort out. Computers of almost every conceivable variation, from about $40 for a minimal 2K memory machine to upwards of $1000 for a full-blown 64K personal computer with built-in modem, speech synthesizer, and double-sided/double-density disk drive.

How will people choose from this bewildering array of equipment? According to industry analysts, the majority will stick with the established leaders – Commodore, Texas Instruments, and Atari. "The window is closing," says one consultant, "for new entrants in the low-end home market." They expect many, if not most, of the new arrivals to be forced out within the next year. In other words, the rich will get richer as the poor get poorer (perhaps a misleading expression, given the aggressive price wars which are driving even the Big Three toward the corporate poorhouse).

Yet, a few of the newcomers are making strong challenges, as evidenced by the hardware they displayed at the recent Summer Consumer Electronics Show in Chicago. In particular, the talk of the show was Coleco's entry into the field with an integrated system that includes an 80K computer with detachable keyboard, high-speed tape drive, letter-quality printer, and software, complete for under $600 – only $450 if you already own a Colecovision game machine. But no one was ignoring Atari, either. Atari scrapped its entire home computer line – including the brand-new but much-maligned 1200XL – in favor of a completely new line of four computers and numerous accessories. Considering the financial problems dogging Atari and TI, plus the approaching entry of IBM into the home market, it appears that the next 12 months will be a make-it-or-break-it year even for the "established leaders." In short, no one can afford to sit back and rest easy. And no one is.

Here's a rundown of the most significant developments at the Summer CES:

TIMEX MAKES THE COMPUTER, BUT WE MAKE IT TICK.

If you own a TS-1000 or ZX-81 computer and want to bring out the power within it, you'll want Memotech. From easier input to high quality output and greater memory, Memotech makes the add-ons you demand. Every Memotech peripheral comes in a black anodized aluminum case and is designed to fit together in "piggy back" fashion enabling you to continue to add on and still keep an integrated system look.

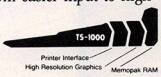



MEMOPAK RAM All Memopak RAMs are directly addressable, user transparent, are neither switched nor paged and no additional power supply is required. You can also choose the Memopak RAM which is just right for your needs. From economy to power. **16K RAM** The Memopak 16K RAM is the most economical way to add memory to your TS-1000. It is fully compatible with the Timex or Memotech 16K RAMs to provide you with up to 32K of RAM. The 16K RAM also offers additional add-on capabilities through its "piggy back" connection. **32K RAM** The 322K Memopak enables you to execute sophisticated programs and store large data bases and like the 16K RAM is fully compatible with Timex's or Memotech's 16K RAMs to give you a full 48K of RAM. **64K RAM** The 64K Memopak is powerful enough to turn your TS-1000 into a computer with capabilities suitable for business and educational use. It accepts such BASIC commands as 10 DIM A (9000). **MEMOCALC** Memocalc, our spreadsheet analysis software, enables TS-1000 users to perform complex number crunching routines with ease. With the 64K RAM a table of up to 7000 numbers with up to 250 rows or 99 columns can be specified. Quick revisions can be achieved by entering new data to your formula.



MEMOTECH KEYBOARD For ease of operation, the Memotech keyboard is a high quality standard typewriter keyboard, with TS-1000 legends. The keyboard is cable connected to a buffered interface which is housed in a standard Memopak case and plugs directly into the back of the TS-1000 or other Memopaks. **MEMOPAK HRG** The Memopak High Resolution Graphics, with up to 192 by 248 pixel resolution, enables display of high resolution "arcade game" style graphics through its resident 2K EPROM, programmed with a full range of graphics subroutines.



CENTRONICS PARALLEL AND RS232 INTERFACES Memotech's Interfaces enable your TS-1000 to use a wide range of compatible printers. The resident software in the units gives the complete ASCII set of characters. Both Memopak Interfaces provide lower case character capabilities and up to 80 column printing. The RS232 Interface is also compatible with modems and terminals.



SEIKOSHA GP 100A PRINTER The Seikosha GP 100A uses a 5x7 dot matrix printing format with ASCII standard upper and lower case character set. Printing speed is 30 characters/second with a maximum width of 80 characters. The printer uses standard fanfold paper up to 9-1/2 inches wide. The GP 100A is offered as a package including cable and interface. Other printer packages are also available through Memotech.



ORDER AT NO RISK. All Memotech products carry our 10 day money back guarantee. If you're not completely satisfied, return it within ten days and we will give you a full refund. And every Memotech product comes with a **six month warranty.** Should anything be defective with your Memotech product, return it to us and we will repair or replace it free of charge. **Dealer inquiries welcome.** To order any Memotech product use the order coupon or call our toll-free number **800/662-0949.**

Mail To: Memotech Corporation, 7550 West Yale Ave., Denver, CO 80227
Code: C-0-8

	Price*	Qty.	Total
16K RAM	$ 49.95		
32K RAM	99.95		
64K RAM	149.95		
Memocalc	49.95		
Keyboard with Interface	99.95		
High Resolution Graphics	99.95		
Centronics Parallel Interface	74.95		
RS232 Interface	99.95		
Printer Cable	19.95		
GP 100A Printer Package**	399.00		
Shipping and Handling	4.95		$ 4.95
Tax (Colorado residents only)			
TOTAL			$

*All prices quoted in U.S. dollars. Prices and specifications subject to change without notice.
**Please add an additional $5.00 for printer shipping charges.

☐ Check ☐ MasterCard ☐ Visa

Account No. _____ Exp. _____

Name _____ ( ) _____ Phone number

Address _____

City _____ State _____ Zip _____

TS-1000 is a registered trademark of Timex Corp.

MEMOTECH
CORPORATION

7550 West Yale Avenue, Denver, Colorado 80227, 303/986-1516, TWX 910-320-2917

Look what for your VIC 20.

Fast action. Complex strategies. Interesting characters. Superior sound effects. Multiple levels of play.

These are the things you want from your VIC 20.™

They're also the things you get from Tronix. From the people who brought you *Swarm!*, *Sidewinder* and *Galactic Blitz*.

And now, there's more.

Now Tronix brings you the same rewarding rapid-fire excitement in three brand-new game cartridges.

Each one is something different. Something new. But they all have one thing in common.

They're all designed to bring out the best in your VIC 20.

You shouldn't settle for anything less.



By Jimmy Huey.

In a predatory world of killer worms, dragons, stalkers, pods and fly traps, the scorpion prowls the maze in search of sustenance. Frogs and their eggs mean survival to the scorpion. But they can also mean instant death! (Suggested retail $39.95)

we have in store



By Thomas Kim.

Your helicopter gunship hovers over the enemy's military bases and missile emplacements. Your mission is to destroy them. But as the sky fills with smart bombs and anti-aircraft fire, there's less and less room for a wrong move! (Suggested retail $39.95)



By Corey Ostman.

Deep in the earth, a fortune awaits. But the dark passageways are filled with peril as well as profit. Runaway boxcars. Crashing boulders. A claim jumper with murder in his eyes. Be careful. But be quick—oxygen is in short supply! (Suggested retail $39.95)

TRONIX™

8295 South La Cienega Blvd., Inglewood, CA 90301

Look for Tronix games in your nearest store. If you can't find them there, write to us.

VIC 20™ is a trademark of Commodore Electronics Ltd.

Coleco's Adam

By the first day of the show it became apparent that Coleco's new "Adam" home computer was the system to beat. After Coleco shattered price barriers by introducing an impressive grouping of hardware and software for under $600, Commodore announced a similar package deal for under $1000, built around its newly discounted Commodore 64. And Atari told *The Wall Street Journal* it could offer a comparable system with the new 600XL and a letter-quality printer, also for under $600. Another competitor, newcomer Unisonic, even went so far as to redesign its prototype computer *at the show* – and then they stationed a pretty woman next to the Coleco display to pass out photocopied announcements.



Coleco's "Adam" system – the talk of the show.

Just what set everybody scrambling? Adam definitely *is* a price breakthrough, even if (at this writing) all the design specifications are not finalized. Adam has 80K of Random Access Memory (RAM), expandable to 144K (although it's not yet clear how much of this RAM is actually available to the user); a Z80A chip for its Central Processing Unit (CPU), allowing CP/M compatibility; a 75-key, full-stroke, typewriter-style keyboard that detaches from the main box on a coiled cord, much like the IBM PC (in fact, the keyboard strongly resembles the IBM PC's); a very high-speed cassette tape drive which Coleco claims is "comparable to a disk drive," and which stores 500K per cassette; a letter-quality daisy wheel printer; Applesoft-compatible Microsoft BASIC; a TI sound chip with three sound channels; 32 sprites (programmable shapes for animation); four expansion slots; a slot for ROM cartridges and Colecovision games; built-in word processing software; two joystick controllers with keypads, which also can control the cursor; and even an arcade-style game to get you started, *Buck Rogers Planet of Zoom*.

And yes, Coleco promises to sell the whole package for under $600. If you already own a Colecovision game machine, you can buy a functionally identical version of Adam that plugs into your unit and costs only $450. Coleco says Adam will be available this fall.

Options will include an adapter for playing Atari VCS 2600 video game cartridges, a second tape drive (built into the main box with the first drive), an 80-column screen adapter, and accessories to allow running CP/M (Control Program for Microcomputers), an industry-standard operating system that allows access to thousands of programs, mostly business-oriented.

Interestingly, Adam was one of three new computers at CES with Applesoft-compatible BASIC. However, Adam's internal memory arrangement is different from the Apple's, which means the majority of Applesoft programs will not run until the PEEKs, POKEs, and CALLs are translated. Also, Coleco representatives said they didn't know if the BASIC includes new commands to support features which Adam has but the Apple does not, such as sophisticated sound and sprite graphics. Other graphics seem to be the same, with 16 colors and a high-resolution mode of 256 by 192 pixels (screen dots).

Will Coleco's Adam be a significant challenge to Commodore, TI, and Atari, which have tremendous head starts? Remember that Coleco proved in the past year it could crack open what some analysts thought was almost a closed market – the video game machines – and still make a strong showing despite a late entry. Expect a hard-charging advertising campaign to win similar success for Adam in the months ahead.

Atari's Clean Sweep

Even Atari acknowledges it has been undergoing some rough times lately. Its profits have been seriously eroded by increased competition and by one of the most dramatic price wars in consumer history. Its image suffered when mounting losses prompted the company to shift manufacturing overseas, eliminating more than a thousand American jobs. And its top-line home computer, the Atari 1200XL, was introduced only a few months ago to something less than critical acclaim.

It was immediately obvious at CES that Atari had decided it was time for drastic action.

First, Atari reorganized its corporate structure, consolidating the home video game and

Look to the future with . . .



card? is the #1 selling printer interface for VIC20® and Commodore 64 computers because it works.

The "CARD/PRINT" works with all of these parallel printers without any modification to the printer: Epson MX-80 & EPSON MX-100 (with or without GRAFTRAX+), EPSON FX-80, EPSON FX-100, STAR MICRONICS DP 8480, STAR MICRONICS GEMINI 10, STAR MICRONICS GEMINI 15, PROWRITER, C-ITOH 8510, STARWRITER, SMITH CORONA TP-1, BYTEWRITER, MPI 88, MPI 99, DATA IMPACT D-92, OKIDATA 80, OKIDATA 82, OKIDATA 83, OKIDATA 84, OKIDATA 92, OKIDATA 93, TRANSTAR 130, TRANSTAR 140, IDS MICROPRISM, IDS PRISM (IDS printers require IDS cable P/N 603-673-9100), MENNESMANN TALLY MT-160, MANNESMANN TALLY 1000, NEC 8023, AXIOM GP-100, TANDY CGP-115 PRINTER/ PLOTTER and many more.



- INCLUDES ALL NECESSARY PLUGS CABLES AND HARDWARE
- REQUIRES NO SOFTWARE DRIVERS JUST PLUG IT IN AND PRINT
- ALL FUNCTIONS ARE UNDER USER OR PROGRAM SOFTWARE CONTROL
- ADDS SEVEN NEW COMMANDS TO INCREASE PRINTER FLEXIBILITY
- SOFTWARE SELECTABLE ASCII CONVERSION AND GRAPHICS MODES

NOTICE: CARDCO, Inc. is now offering the "PRINTER UTILITY PACKAGE" tape based program for use with our interface, a VIC 20® or a Commodore 64 and a Star Gemini series, and Epson MX or FX 80 or 100, or a PROWRITER printer. These programs include a machine language high-res screen dump, facilities to print Commodore graphics, and several sizes and styles of the "BANNER HEADLINE" type printing all for $19.95.

See a complete line of American made Cardco Products at a computer store near you, today.

313 Mathewson • Wichita, Kansas 67214 • (316) 267-6525

cardco, inc.

® VIC20 is a registered trademark of Commodore International

home computer divisions. This is more than just a corporate shuffle. It should avoid future conflicts between the two entities, such as the present incompatibility between the home computer division's machines and the video game division's recently announced add-on keyboard for the Atari 2600 VCS.

Second, Atari made a move that some industry analysts are labeling the most significant development of the year – a new subsidiary, Atari Publishing, will begin producing hit software for competing computers, including arch rivals Commodore and TI.

Third, Atari has completely restructured its home computer line. Its entire current lineup — from the four-year-old 400 and 800 to the struggling 1200XL – has been discarded. Atari is betting everything on a new line of four redesigned computers and an array of impressive accessories and peripherals.

Fourth, Atari is acknowledging the importance of support from third-party manufacturers and the grassroots. The new computers are designed to be easily and almost infinitely expandable, and their architecture is "open" – freely available to independent companies that want to make accessories. What's more, to assure that the new machines are better received on the grassroots level than the ill-fated 1200XL, Atari flew 15 top user group officers from all over the country to CES, all expenses paid.

The problems of the past 12 months appear to have galvanized Atari, and the company is responding with an all-out effort to recover its position in the marketplace.

The XL Series

Atari's new XL computers range in list price from $199 to an unannounced top end that will be about $1000. Not only are they hardware- and software-compatible with each other, but best of all, they are fully compatible with the discontinued models. That includes almost all the new peripherals and accessories.

The computers are compact, attractive, incorporate the best features of the 1200XL plus some new ones, and together form a comprehensive product lineup:

- *Atari 600XL.* The low-end computer, with a suggested retail of $199 that most likely will be discounted, comes with 16K RAM expandable to 64K. Like all the XL computers, the 600XL has a rear slot with an edge connector that is a "full processor bus" – an extension of the main circuit board (motherboard). This slot is the key to the almost limitless expansion of the XL series. As detailed below, it allows almost anything to be added to the computers, even co-processors, as on the Apple. The 600XL's expansion slot accepts a 48K memory module that brings the computer up to a full 64K for about $100. This would make it identical in features and price to the next model, the 800XL, except for the lack of a monitor jack.

Also in common with the other XL computers, the 600XL has built-in Atari BASIC. It has a full-stroke, typewriter-style keyboard with non-glare keycaps, a topside slot for ROM cartridges, and 24K of Read Only Memory (ROM), which includes the BASIC language and operating system.



Atari 600XL, 16K RAM.

The operating system of all the XL series computers appears to be nearly identical to the 1200XL's. This means all four machines have most of the features introduced by the 1200XL, such as the HELP key, the international character set, self-testing, and the ability to disable ROM to access extra RAM underneath. For instance, disabling BASIC – formerly accomplished by unplugging the separate BASIC cartridge – now is done by holding down the OPTION key while switching on the computer, or via POKEs from within a program.

In addition, the XL series retains the traditional Atari features, such as 256 colors, four sound channels, five text modes, eleven graphics modes, hi-res graphics of 320 by 192 pixels, programmable character sets, up to five sprites, separate chips to handle the screen and graphics, a serial port for adding peripherals, and so on. However, there are only two joystick ports instead of the usual four.

- *Atari 800XL.* As described, basically this is a slightly larger, 64K version of the 600XL. At a suggested retail of $299, it costs the same as a 600XL expanded to 64K, although the built-in memory makes it less unwieldy. The only difference would be the monitor jack, absent on the 600. Even the keyboards are identical, but they do differ slightly from those on the upper-end models, the 1400XL and 1450XLD. The lower-end computers have non-glare keycaps and lack the four special function keys (F1 through F4) first seen on the 1200XL.

You need more than ABC, BPI, MAS, BEC, EBS, XYZ...

Workhorse solutions for tough questions.

There are lots of bookkeeping and business systems for your Commodore computer. Maybe they all seem about the same.

Ours is different: real business software for real computers, with capabilities you need, at a price you can afford.

When professional computer dealers who were dissatisfied with their current accounting software were allowed to trade it in for our System III, we were inundated. We got practically everything — BPI, EBS, MAS — just about everyone's.

We have general ledger, accounts receivable, accounts payable, payroll, inventory, mail list management and much more. There are special packages for oil accounting, church records, encumbrance accounting, pharmacy management, etc.

You will like our user-defined reports. You decide what your Balance Sheet, P&L, Budget Analysis, etc., will look like.

If you have purchased a Commodore 64*, you will be pleased when you see our complete line of business software for the '64. This software is no rinky-dink, rip-off software that is an upgrade from the VIC. These are real workhorse programs that use file structures developed for the big boys.

You have purchased the right computer when you bought Commodore. Now do it again. Buy the right software. Buy it from the right place: your professional computer dealer. That's where you'll get the help you need as you start.

Call or write for the name of the dealer nearest you.

Dealer Hotline: 1-800-527-4548

*Commodore 64 is a registered trademark of Commodore



OFFICIALLY APPROVED BY COMMODORE

Southern Solutions

P.O. Box P, McKinney, Texas 75069 - (214) 542-0278

AVAILABLE IN CANADA THROUGH
CANADIAN MICRO DISTRIBUTORS, LTD.
500 Steeles Avenue, Milton, Ontario, Canada L9T 3P7
Telephone 416-878-7277 • Telex 06-961243

We just made owning an Atari computer a lot more logical.



Introducing the Rana 1000 disk drive. It's a whole new game for Atari computers.



This two digit LED readout displays a code that tells you everything you need to know.

This beeping button tells you your write protect feature is keeping your information safe.

The remaining buttons beep when touched, and provide readouts on density storage, error status, and drive number.

This button beeps when you touch it, and the LED readout tells you what track you're on.

When Rana Systems introduced the Elite Series of Apple® compatible disk drives, we didn't know what a tremendous impact they would make. It turned out to be a line so outstanding in performance, styling, capacity, and price, that it instantaneously made us a major force in the market. Well, needless to say, the response was so great that we were forced to create the same highly advanced disk drive for Atari.® A disk drive that when coupled with Atari's computer, could perform everything from accounting, financial planning, and stock charting, to word processing, business management, and letting you write your own programs. Plus, we made it simple enough for a child to use, for learning anything from the alphabet to a foreign language.

Working with a diskette versus playing with a cassette.

Let's face it. The only reason Atari made a cassette option to their computer was to make it affordable. But now you don't have to settle for less. Because now you can get a diskette for your Atari computer which outperforms their cassette and costs ⅓ less than their disk drive. With Atari's cassette you only get half the functions of a computer compared to what our floppy disk can give you. Their cassette is not only limited in the software available, but it also takes 20 times longer to get the information you need. And Rana's disk drive offers twice the storage capacity of either their cassette or disk drive.

Why even stylewise our new low profile design not only looks 100 times more spectacular, but it occupies 3 times less space. And our new Rana 1000 also gives you a piece of its mind every time you use it, because our disk drive gives you information as well as takes it. And we think that says a lot.

The disk drive that has all the answers.

Rana offers you a myriad of features Atari couldn't even conceive of. Like five electronic functions on the front panel that actually beep and give you a LED readout when touched. Our disk drive tells you what track you're on, and what density and how much information you're storing. It lets you switch from a single density of 90,000 letters to a double density of 180,000 letters, on a single diskette. And, we have a write protect feature which protects your diskette from being erased. In fact, no other disk drive can offer you that.

As you can see, it was easy to build a disk drive superior to Atari's. Because for every reason you buy a disk drive, Rana has superior technology.

The Rana 1000 disk drive. It brings your Atari computer to a higher level of sophistication for a price one third lower than Atari's. So your choice shouldn't even be a matter of logic.

Just common sense.

RanaSystems *Always a step ahead of the originals.*

20620 South Leapwood Avenue, Carson, CA 90746 213-538-2353. For dealer information call toll free: 1-800-421-2207. In California only call: 1-800-262-1221. Source Number: TCT-654

Available at all participating Computerland stores and other fine computer dealers.

® Apple is a registered trademark of Apple Computer, Inc. ® Atari is a registered trademark of Atari, Inc., a Warner Communications Company. See us at the West Coast Computer Show. Circle 44

25 of The Hundreds of Reasons You Ought To Be A **COMPUTE!** Magazine Subscriber:

From "The Editor's Feedback" Card, a monthly part of our continuing dialogue with readers of **COMPUTE!**. These are responses to the question,

"What do you like best about **COMPUTE!** ?"

1. "It is written so a beginner can read and understand it... it's layman oriented..." **2.** "Clear, clean layout, good presentation..." **3.** "The Atari game programs..." **4.** "Best and most information on PET..." **5.** "Cover to cover, and all in between..." **6.** "Reviews of software and hardware..." **7.** "Good balance of application and technical articles..." **8.** "It is the best source of info about various levels of VIC/PET/CBM machines and applications..." **9.** "The BASIC and machine language programs..." **10.** "I like programs that can be typed into a computer, run, and then used right away (a program without bugs!)..." **11.** "That it is organized well, and covers a broad range of information concerning Atari. Keep it up! please, I'm learning..." **12.** "Table of contents listings and computer guide to articles is a great idea. Best magazine for personal home computer users..." **13.** "Best I have found for VIC info..." **14.** "Informative articles: 'Secrets of Atari', Game programs, especially programs that teach the reader about the Atari..." **15.** "I like all the articles and programs for my computer, the PET. I've learned and found out things about it that I never even thought existed. Other magazines don't have too much material for the PET and, for that reason, I find **COMPUTE!** invaluable..." **16.** "The up-to-date hardware reviews..." **17.** "Machine language utilities for Atari..." **18.** "Articles are terse but understandable and accurate. Utility and applications program listings very helpful..." **19.** "The April, '82 issue is my first. I am impressed that you not only acknowledge the VIC-20, you even have applications for it..." **20.** "I really enjoy (since I am one) the Beginner's Page..." **21.** "The attention it gives to Atari and the easy-to-understand language it's written in..." **22.** "It is concerned with explaining programs, not just listing them. It is the best VIC magazine I could buy..." **23.** "The new table of contents 'Guide to Articles and Programs' is excellent, particularly the indication of 'multiple computer' items..." **24.** "Broad range (sophistication) of programs..." **25.** "You don't speak over the average user's head..."

Whether you're just getting started with personal computers, or very advanced, you'll find useful, helpful information in every issue of **COMPUTE!** Magazine. We specialize in supporting the Atari, PET/CBM, VIC-20, and Apple computers. Editorial coverage is expanding to include the TI-99/4A, the Sinclair ZX-81, and the Radio Shack Color Computer.

Every issue of **COMPUTE!** brings you user-friendly articles, applications programs, and utilities you can type right into your computer and use. To subscribe to **COMPUTE!**, or to order a sample issue, use the attached reply card or call our toll-free number. **COMPUTE!**... We're the resource for thousands and thousands of home, educational, and small business computer users. Shouldn't you be one of them?

1 year, twelve issue subscription: $20.00 in the US.

Call Toll Free in the US 800-334-0868
In NC call 919-275-9809

COMPUTE! Magazine is a publication of Small System Services, Inc.
625 Fulton Street. P.O. Box 5406. Greensboro, NC 27403.



Atari 800XL, 64K.

Atari says the 600XL and 800XL should be available by the time you're reading this.

• *Atari 1400XL.* This is the model that most closely resembles the discontinued 1200XL (in fact, one Atari spokesperson told us – in jest, perhaps? – that a warehouse-full of 1200XLs might be converted into 1400XLs). Its outward appearance is virtually identical to the 1200XL's in every detail except the one that triggered most of the criticism against its late brother – the 1400XL has a rear expansion slot. Inside, it also adds two impressive new features, both built-in: a direct-connect modem and a speech synthesizer.

Although the 1400XL's price was not announced, sources say it will be in the $500-$600 range. Atari says it will be available in the fall.



Atari 1400XL, with 64K, built-in modem and speech synthesizer.

• *Atari 1450XLD.* Topping off the new Atari line, the 1450XLD has all the features of the 1400XL – including the 64K RAM, built-in modem, and speech – and adds a built-in, double-sided/double-density disk drive. The drive stores up to 254K per 5¼-inch disk and is two and a half times faster than the current drives (which store only 92K). A magnetically isolated disk-storage compartment alongside the drive can be converted to a second drive later. Also, the new drive will recognize and read the current disks (details below).

The 1450XLD's price also was not announced, but should be around $1000. Atari says it will be available by Christmas.

Making The Atari Talk

The modem and voice synthesizer aboard the 1400XL and 1450XLD are well-integrated with the rest of the computer. The 300-baud modem is handled as the "T" device (for telecommunications or telecomputing); the voice, as the "V1" device. In other words, the modem and voice are addressed as easily as any other device supported by the operating system, such as the screen, keyboard, disk drive, cassette recorder, printer, etc. This simple BASIC program will make the 1400XL or 1450XLD greet you with a "hello":

```
10 DIM A$(10)
20 A$="HELLO"
30 OPEN #1,4,0,"V1:PF"
40 PRINT #1;A$
```



Atari 1450XLD, with 64K, built-in modem, speech synthesizer, and double side/double density disk drive.

As on all Ataris, the voice emanates from the TV speaker. The speech, created by a Votrax chip, is comparable to the Voicebox sold for Atari and Apple computers by the Alien Group. It's easily understood, but unmistakably a computer.

Addressing the modem and voice as standard Atari devices provides great flexibility. For instance, an Atari spokesperson told us the voice can just as easily be sent through the modem. And the computer includes built-in software to operate the modem.

Also, there are three speech modes. Notice line 30 above: OPEN #1,4,0,"V1:PF" opens a device channel to the voice in *phoneme* mode. Phonemes are the phonetic building blocks of a spoken language. For the best speech, words should be spelled phonetically. "ATARI" is spelled "UHTAHREE." In this mode, the computer ignores certain consonants which might confuse the synthesizer, such as C and X. For a "soft" C, you must use an S; for a "hard" C, a K. Similarly, an X is spelled EKS. The other two speech modes are *alpha* and *numeric*. Alpha is a

more direct text-to-speech mode. The numeric mode allows voice programming in machine language.

Interestingly, we found that hitting BREAK while the computer is talking does not shut up the voice. This has always been true of sounds created with the four sound channels. This may mean that synchronizing speech with screen graphics could be a relatively simple programming task.

Atari's New Peripherals

Atari engineers must have been awfully busy for the past year. Besides all the new computers, Atari introduced a slew of new peripherals and accessories. Most of them work with the discontinued models, too. A summary:

- *Atari 1050 Disk Drive.* This double-density drive replaces the old 810 unit. It stores 127K per disk. It is not double-sided, as is the 1450XLD's on-board disk drive, which may not be available separately. The 1050 is trimmer than the 810, designed to match the XL series computers, and it automatically recognizes and adjusts itself for the current single-density Atari disks. Thus, it is fully compatible with both old and new systems. It should be available immediately at a list price of $449. However, until the new double-density DOS III (Disk Operating System) becomes available this fall, it will be shipped with the single-density DOS II. We saw a preliminary version of DOS III with instruction screens that could be summoned at a touch of the HELP key, plus a new option on the DOS menu called "Convert DOS II." Old disks can be converted to double-density with this option.

- *Atari CP/M Module.* This small box adds CP/M capability to any Atari computer when plugged into the serial port – which means it also works on the older models. It contains a Z80 microprocessor, 64K RAM, CP/M 2.2 operating system, switchable 40/80 column screen adapter, a serial port, and a monitor jack. This last feature allows CP/M and 80-column video even on Atari's lowest-priced models, the 600XL and old 400, which do not come with monitor jacks. Compatible with the 1050 and old 810 disk drives, the module brings thousands of (mostly business-oriented) CP/M programs within reach of Atari users. It should be available by the end of this year. The price is unannounced, but sources peg it at under $400.

- *Atari Expansion System.* With this box, the XL series can be expanded almost without limit. It plugs into the rear expansion slot and thus is compatible only with the new computers. It adds two RS-232C serial ports, a Centronics-standard parallel port, and most importantly, eight card slots. The slots could accept 80-column cards, extra memory, RAM-based disk emulators, co-processors for CP/M or IBM compatibility – almost anything. Atari, however, is expecting third-party companies to supply most of these add-ons. The architecture is open to everyone. (The box is the XL series' counterpart of the old 850 Interface Module, which Atari says it will continue manufacturing until demand dries up.)

- *Atari 1027 Printer.* This amazing letter-quality, 80-column printer retails for only $349. One-third the size of most printers, it uses standard typing paper, prints bidirectionally at 20 characters per second, and even underlines. It plugs into the serial port and works with the older models as well.

- *Atari 1030 Modem.* This is a 300-baud, direct-connect modem that permits phone numbers to be dialed from the computer keyboard. The price has not yet been announced.

- *Atari Touch Tablet.* With this pad and its stylus (or your fingers), you can draw pictures and diagrams, write script, or select menu options. There are two fire buttons on the tablet and another on the stylus. The tablet plugs into the joystick ports and has a drawing surface of 4½ inches by 6 inches.

- *Light Pen.* When the 400 and 800 were first introduced a few years ago, Atari announced – and even demonstrated – a light pen. Then problems cropped up and the light pen disappeared. Now it's back, and we saw it really work. You can draw and paint on the screen in different colors, choose from menus, and so on. No price yet, but Atari promises the pen will be in stores by the end of the year.

- *Trak-Ball, Remote-Control Joysticks.* The long-awaited Trak-Ball operates as either a true positional trackball or as a directional trackball, so it can substitute for an Atari joystick. The price is $59.95. The remote-control joysticks are jumbo versions of the standard Atari controllers with protruding antennas. A receiver plugs into the joystick ports. Range is about 20 feet. The price is $74.95 per joystick with receiver.

The computer keyboard for the VCS also was displayed at the show – in early prototype stage (see "Atari's New Add-On Computer For VCS 2600 Game Machine," **COMPUTE!**, May 1983). The keyboard has been slightly redesigned since it was first announced a few months back. Atari has renamed it "The Graduate" instead of "My First Computer." It is still planned to sell this fall for under $90, and some predict the VCS itself will drop to around $40 by then (at this writing, the going price is $79).

Atari also introduced more software than we have room to mention, including games, educational programs, graphics utilities, and the Logo programming language on a 16K cartridge.

Let your Atari experience the MPP CONNECTION!

MPP-1100 Parallel Printer Interface



- No Atari 850™ Interface Module needed.
- Compatible with all software (including Visicalc™, Text Wizard™, and Filemanager 800™, etc.).
- 5 foot cable with Centronic plug (compatible with Epson, NEC, IDS, etc.)
- Faster data transfer.
- 8 bit data transfer.
- 2 year warranty.

only $99.95

MPP

MICROBITS PERIPHERAL PRODUCTS

MPP-1000 Modem

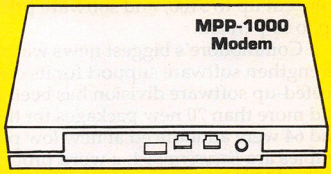

- No Atari 850™ Interface Module needed
- Smart Terminal Software Included
- 16K Tape/Disk
- Direct Connect To Phone
- Connects to Joystick Port #4

Smart Terminal Features:

- Multiple Buffers
- Off-Line Editing
- Upload/Download of Text and Programs
- Binary Files
- Full/Half Duplex
- ASCII/ATASCII Translation
- Allows Transfer of Files Larger than Memory
- Variable Baud Rate
- Parity Options
- 100% Machine Language

only $199.00

MICROBITS PERIPHERAL PRODUCTS

434 W. First Street • Albany, Oregon 97321 • **(503) 967-9075**

Atari Publishing

Realizing that there can be a greater market for home computer software than hardware – especially with the price wars going on – Atari's biggest software news of the show was its decision to sell programs for competing computers. Although this will help alleviate one of the problems with the competition that Atari cites in its advertising, the profits will be welcome. The new Atari Publishing subsidiary will sell hit games for the TI-99/4A, the Commodore 64 and VIC-20, the Apple, and the IBM PC.

All these computers will get versions of *Pac-Man*, *Centipede*, *Defender*, *Dig Dug*, and *Donkey Kong*. In addition, there will be versions of *Stargate* for the VIC-20, Commodore 64, Apple, and IBM PC; *Robotron* for the VIC-20 and 64; and (licensed from Synapse) *Shamus*, *Protector*, *Picnic Paranoia*, and *Slime* for the TI.

The games will come on cartridges for the TI, VIC, and 64, and on disks for the Apple and IBM. Prices range from $34.95 for disks to $44.95 for cartridges.

Commodore Strengthens Software

On the hardware front, Commodore was relatively quiet at this CES, at least compared to the blockbusters they dropped at the last two shows. No new computers were announced. A few previously announced but still-to-be-introduced computers and peripherals were shown again, and one computer was dropped before reaching the market.

But even when Commodore is "quiet," it is far from silent. Fueling the price wars further, Commodore chopped the wholesale cost of the Commodore 64 from about $360 to $200, which means retail prices at some outlets should be $250 or less by mid- to late summer.

In addition, prices on printers and disk drives were cut up to $100, and software prices were cut up to 50 percent.

Commodore's biggest news was its efforts to strengthen software support for its computers. A beefed-up software division has been formed, and more than 70 new packages for the VIC-20 and 64 were announced at new low prices. Examples are *Easyscript 64*, a word processor for under $50, *Multiplan*, a spreadsheet for under $100, a small business accounting package of five programs for under $250, and *Magic Desk I – Type and File*, an under-$100 program that one spokesperson called "Commodore's answer to Apple's Lisa."

Magic Desk I, a cartridge for the 64, is the first of a series of programs aimed primarily at home users. The screen comes up with a picture of a room containing a desk, typewriter, index file, telephone, calculator, ledger, wastebasket, artist's easel, file cabinet, and a digital clock. Floating in the air is a hand with a pointing finger. Using a joystick, trackball, or "mouse" (not yet available), you can move the hand to point to any object in the room. Pressing the fire button selects that option.

For instance, pointing at the typewriter and pressing the fire button loads a typewriter-like word processing program from disk. The screen really looks like a typewriter carriage, with margin stops, paper guides, and a blank sheet of paper. You can type a document, then return to the room by pressing fire. Back at your desk, you can file the document in the cabinet, toss it in the wastebasket, or do various other things. The other options represented by objects in the room will be enabled by further programs in the *Magic Desk* series. Eventually, you'll even be able to define your own objects in the room.

Some other interesting software announcements for the 64 were six adventure games, including the popular *Zork* series; *Wizard of Wor*, the first talking game using the speech module introduced at previous shows; *Super Expander 64*, a cartridge with extended commands for graphics and sound; *Music Machine* and *Music Composer*, which use the plug-in synthesizer keyboard announced at the Winter CES; and Logo and PILOT languages on disk.

The bulk of the software seemed to be for the 64, but new VIC programs included *VICwriter*, a word processor; *SimpliCalc*, a spreadsheet; *VICfile*, a data base manager; *Know Your Child's IQ*; and *Number Nabber*, *Shape Grabber*, a teaching game for children.

On display was the previously announced portable version of the Commodore 64, known as the Executive 64 (formerly called the SX-100). The current prototype has a built-in, six-inch color monitor and disk drive, and is priced at $995. A second drive is optional. Commodore has moved the delivery date back to sometime this fall.

Not on display was a new computer announced at last summer's CES, variously known as the P Series, P128, or P-500. Intended to be a souped-up version of the Commodore 64, with 128K RAM expandable to 256K, a larger keyboard, and sleeker styling, the P was dropped without official explanation. Unofficially, Commodore wanted to concentrate on other projects. The P is being transformed into an 80-column machine without color or graphics, and will be aimed instead at the small business market. Commodore says it may be available later this year, along with the closely related B and BX Series announced last summer.

Texas Instruments

Pre-show rumors were that TI would introduce

IT'S WRITTEN IN THE STARS!

And In The Best Magazines.







Dealers: Demo disks are available! Give us a call.

VIDEO REVIEW MAGAZINE
• BEST • COMPUTER GAME OF THE YEAR
★ AWARD WINNER ★
• BEST • COMPUTER AUDIO VISUAL EFFECTS
ELECTRONIC GAMES MAGAZINE



PREPPIE!



SEA DRAGON



PREPPIE! II

What's that?. . . .
Why, the award-winning Russ Wetmore arcade games!
Three shining examples of what Adventure International has to offer for your Atari*.

To order, see your local dealer. If he does not have the program, then call 1-800-3277172 (orders only please), or write for our free catalog.

Published by

Adventure INTERNATIONAL
a subsidiary of Scott Adams, Inc.

BOX 3435 • LONGWOOD, FL 32750 • (305) 862-6917

You don't have an Atari? Then check with your dealer for the version you can play on *your* system!

SEA DRAGON Atari 400/800/1200		
32K Disk	052-0146	$34.95
16K Tape	050-0146	$34.95
PREPPIE! Atari 400/800/1200		
32K Disk	052-0147	$29.95
16K Tape	050-0147	$29.95
PREPPIE! II Atari 400/800/1200		
32K Disk	052-0175	$34.95
16K Tape	050-0175	$34.95

*Atari is a registered trademark of Atari Inc.

one or two new computers, possibly the TI-99/4B and the TI-99/8. So much for rumors.

The 99/8, however, is said to be very near. Insiders say it will come with 80K RAM, built-in speech, and sell for roughly $500. BASIC, Forth, Logo, and UCSD Pascal will be the available languages. The 99/4B, they say, will fall somewhere between the 99/4A and 99/8 in features and price.

It could be that TI is somewhat gun-shy after its recent experience with the 99/2. Introduced at the Winter CES, the 99/2 was an economy version of the 99/4A without color or sound. It was designed to sell for $99. Unfortunately for TI, the ongoing price war with Commodore and Atari heated up a little faster than anticipated. To compete, TI slashed the price of the 99/4A again and started another rebate program. This brought the 99/4A to under $100. Unable to cut the 99/2's price accordingly, TI was forced to drop the new model it had spent months (and millions) developing. Now that each one of the Big Three has been burned in a similar way – Atari with its 1200XL and Commodore with its P128 and Max Machine – they may be more circumspect about making splashy introductions of new computers.

Although TI unveiled no new machines at CES, the company did introduce a 99/4A with a redesigned white housing. Word is the new plastic case is cheaper to manufacture, and that it will match the design of the coming 99/8.

The most interesting TI news, though, was a plug-in speech and *voice recognition* device for the 99/4A. Called the Milton Bradley MBX Expansion System, it works with ten software packages available from MB and TI. We saw it used with an educational game for children, *I'm Hiding*. Wearing a small headset with a microphone, the child names an object on the screen which might be hiding a tiny creature. The program responds to these verbal commands and even talks back with a remarkably human-like voice. The MBX will be available later this year for $129. Versions also may be adapted for other computers.

TI also introduced a 300-baud, direct-connect modem for $99; *TI-Mini-Writer*, a cassette-based word processor for $19.95; four games (*M*A*S*H, Sneggit, Moonmine,* and *Entrapment*); and six educational packages, including three games based on *E.T. the Extra-Terrestrial*.

NEC Portable Computer

The almost overnight success of Radio Shack's Model 100 portable computer seems to have caught many in the industry off guard. Watch for several similar computers to be introduced in the coming year.

The 100's sudden success also was reportedly a large factor in NEC's decision to export its version of the Model 100 to the United States. The NEC PC-8200, still being redesigned for the American market, looks almost exactly like the Model 100. This is not surprising, because NEC makes part of the Model 100 for Radio Shack. Therefore, the specifications, and even the built-in programs, are nearly identical.

NEC is departing a bit from the Model 100's design, however. Preliminary specs call for 16K RAM standard instead of 8K, expandable to 96K instead of 32K. The onboard modem found in the Model 100 may be removed, but a spreadsheet program added. The keyboard is slightly changed, with five special function keys instead of eight, and the cursor keys arranged in an efficient diamond pattern. As for pricing, NEC says only that it will be "competitive" with the Model 100. It's scheduled for delivery late this year.

Unitronics Sonic

Another interesting computer was the Unitronics "Sonic." Display models were early prototypes not yet fully functional, and this is the computer that was upgraded right at the show in response to Coleco's stunning introduction. Nevertheless, the Sonic has its own distinguishing features.

It comes with 80K of user-available RAM, plus another 16K to support its TI graphics chip. The TI chip gives the Sonic 32 sprites and 16 colors. The Sonic also has a built-in Waferdrive, a very fast mass storage device that uses Exatron Stringy Floppy technology. A wafer the size of a business card can store up to 128K. A 12K operating system and Applesoft-compatible BASIC load from one of these wafers each time the computer is switched on.

Other features: 6502 CPU chip (the same as Apple, Atari, and Commodore); upper/lowercase, 40-column screen; 70-key typewriter-style keyboard with 16 function keys; three sound channels with music synthesis; three different expansion ports, one Atari-style joystick port, and a VIC-20-compatible serial port. In addition, the Sonic will come with some software, including *Frogger*, the *Magic Window* word processor, Applesoft-compatible BASIC, the operating system, and blank wafers. Unitronics says the Sonic will be available this fall for $400.

Also planned are a Z80 Card Module to add CP/M capability, interface modules for the Atari 2600 VCS and Colecovision game machines, the Unimodem, and other peripherals and software.

Timex Computers

Timex displayed two improved versions of the Timex/Sinclair 2000 introduced at the Winter CES, plus a completely new model, the T/S 1500.

The T/S 2000 series computers are basically upgraded versions of the Sinclair ZX Spectrum, a popular machine in the United Kingdom. The

Get a better perspective on software.

In the competitive world of personal computers, TRI MICRO is challenging the frontier with state-of-the-art software.

TRI MICRO introduces a variety of products for the Commodore 64 and the Atari series. From business information systems to entertainment, TRI MICRO incorporates all of the following features to serve your particular needs.

- ☐ Self-documentation
- ☐ High-Res Graphics
- ☐ Memory integration
- ☐ Ease of use

Increase your personal productivity and your enjoyment by discovering TRI MICRO. The closer you look, the more you'll look to TRI MICRO . . . a better perspective.



Pacific Tri Micro

904 W. Cypress Dr., Arlington Heights, IL 60005 (312) 394-2322
58 Plaza Square, Suite J, Orange, CA 92666 (714) 771-4038
901 Summit Hill Dr., Knoxville, TN 37915 (615) 522-4824

Commodore 64® is a registered trademark of Commodore. Atari® is a registered trademark of Atari, Inc.

POWER LINE PROBLEMS?



SPIKE-SPIKER® ...THE SOLUTION

Protects, organizes, controls computers & sensitive electronic equipment. Helps prevent software "glitches", unexplained memory loss, and equipment damage. Filter models attenuate conducted RF interference. 120V, 15 Amps. Other models available. Ask for free literature.



DELUXE POWER CONSOLE $79.95
Transient absorber, dual 5-stage filter. 8 individually switched sockets, fused, main switch, & lite.



QUAD-II $59.95
Transient absorber. Dual 3 stage filter. 4 sockets, lite.

QUAD-I $49.95
Transient absorber, 4 sockets.



MINI-II $44.95
Transient absorber, 3 stage filter, 2 sockets.

MINI-I $34.95
Transient absorber, 2 sockets.

KALGLO®
6584 Ruch Rd., Dept. CP
Bethlehem, PA 18017

VISA MasterCard

215-837-0700
Out of State Order Toll Free
800-523-9685

DEALER INQUIRIES INVITED • CODs add $3.00 + Ship.

FREE ZX81/TS1000 CATALOG



New from Gladstone Electronics! Our ZX81/TS1000 catalog will take you where no one has dared go before! You will view the widest selection of up-to-date software, books and hardware add-ons available to get the most from your personal computer. This exciting new 34 page color catalog lists arcade, fantasy and family games, business and educational programs; books for beginners as well as experienced users; hardware add-ons and other peripherals for use with ZX81/TS1000 Home Computer!

Use the convenient coupon below and send for your FREE catalog TODAY!

New! Write for yours Today!
Complete and mail now for your FREE copy!
For information call (716) 874-5510

GLADSTONE Electronics

Please rush me this exciting new ZX81/TS1000 catalog.

Name _____

Address _____

City _____ State _____ Zip _____

Mail to: 1585 Kenmore Ave., Buffalo, N.Y. 14217
In Canada: 1736 Avenue Rd., Toronto, Ont. M5M 3Y7

top-line T/S 2048 is a compact computer with 48K RAM and 24K ROM with BASIC; interface for standard cassette recorders; eight colors; hi-res graphics of 256 x 192 or 512 x 192; selectable 32- or 64-column screen; TV and monitor output; 10-octave sound generator; 42-key rubber "half-stroke" keyboard (not a membrane keyboard, as on the T/S 1000); one-touch BASIC keyword entry; upper/lowercase; Z80A CPU; and two joystick ports. Timex also added a slot for cartridge software and a bank-switching feature that allows addressing even more memory. Timex says the T/S 2048 will be available by fall for $199.95.

The other 2000 series computer, the T/S 2024, has all the same features except less memory: 24K RAM and 16K ROM. It costs $149.95. Both work with the T/S 2040 printer ($99.95) and ZX Spectrum cassette software. In addition, Timex is producing a line of software on cassettes and cartridges, specifically for the 2000 series, priced from $9.95 to $29.95.



The Timex/Sinclair 2048 with 48K RAM and hidden cartridge slot (beneath cover at right).

Timex's completely new computer, the T/S 1500, more closely resembles the ZX Spectrum, although it is not a color computer. It comes with 16K RAM expandable to 32K; 8K ROM with BASIC; interface for standard cassette recorders; 40-key rubber half-stroke keyboard; one-touch BASIC keyword entry; 32-column screen; programmable character sets; 22 graphics characters; and 64 x 44 graphics. The price is $79.95. An optional interface will allow the T/S 1500 to use 2000 series cartridges.

Mattel Aquarius II

Besides showing its Aquarius, Mattel revealed a sequel, the Aquarius II.

Available later this year, the Aquarius II is a more powerful computer with 20K RAM and 12K ROM. Other improvements over the Aquarius include a full-stroke, typewriter-style keyboard (without the hazardous RESET key that destroys programs) and extended Microsoft BASIC. All other features are the same as the Aquarius, except the Aquarius II is expandable to 64K RAM. It works with all Aquarius software and hardware introduced to date. Price will be in the $130-$175 neighborhood.

Mattel also displayed new accessories for its computers. The plug-in Aquarius Command Console allows computer control of household appliances and security alarms. The screen draws a cutaway picture of the house with all electrical outlets. Up to 32 devices can be controlled automatically (in seven-day cycles) or manually from the computer. The Aquarius Master Expansion Module is a large box with room for two disk drives, extra memory, two cartridges, and up to seven other peripheral boards. The Aquarius Four-Color Printer has blue, red, green, and black, and generates 40 or 80 columns on 4½-inch-wide paper. The Aquarius Phone Modem is a 300-baud device that plugs into the computer's cartridge slot. Mattel says all four products will be available later this year; prices are undetermined.

New software released for the Aquarius includes a Logo cartridge; games such as *Burgertime, Advanced Dungeons & Dragons,* and *Tron;* and home management programs such as *Finform* (a spreadsheet) and *Fileform* (a word processor).

Mattel also announced Aquarius Home Services, a data base available by modem through the CompuServe Information Service. It will have a "Hints from Heloise" column, educational games for children, SAT college-prep drills for high-schoolers, electronic mail, classified ads, and information on Aquarius computers.

Vectrex Computer

This summer's award for the most unusual computer shown at CES must go to the Vectrex Graphic Computer System. Still in early prototype stages, it consists of an add-on computer keyboard for the Vectrex game machine.

In case you're unfamiliar with the Vectrex, it's a unique game machine with its own built-in video screen. Unlike regular TV, however, the screen is a *vector-graphics* screen. TV sets use *raster-scan* screens. An example of a vector-graphics screen is the arcade version of *Asteroids.* Images are formed not with pixels, as on raster-scan displays, but with oscilloscope lines. Some unusual effects can be created this way, including simulated 3-D.

The Vectrex now sells for $99 to $129, and the computer add-on, when it becomes available, should cost around $100. It will have 16K RAM expandable to 64K, 16K ROM with BASIC, three sound channels, a 40-column by 15-line screen,

Richvale Telecommunications

10610 BAYVIEW (Bayview Plaza)
RICHMOND HILL, ONTARIO, CANADA L4C 3N8
(416) 884-4165

$185.00 Canadian
$149.00 U.S.
PLUS CUSTOMS BROKERAGE, HANDLING AND MAILING CHARGE.

Also available for VIC 20

C64-LINK©
The Smart 64

RTC RTC

Call or write payments by VISA, MASTERCARD or BANK TRANSFER. Mail orders also by certified check, etc.

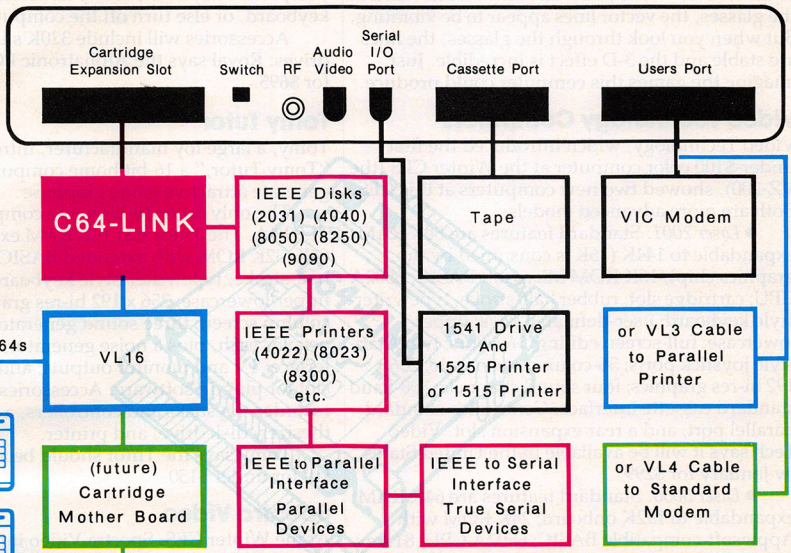

Give These Expanded Capabilities To Your 64 And VIC

- ★ The ability to transfer data from any type of device to another (IEEE, Serial, Parallel)
- ★ BASIC 4.0 which allows you to run more PET BASIC programs and gives you extended disk and I/O commands.
- ★ The ability to have several 64s on line together - sharing common IEEE devices such as disks or printers with Spooling Capability.
- ★ Built-in machine language monitor
- ★ A built-in terminal or modem program which allows the system to communicate through a modem to many bulletin board systems and other computer mainframes.
- ★ Compatibility with CP/M.

Contact your local Commodore Dealer or RTC.

Copyrights and Trademarks

C64 is a copyright of Commodore Business Machines, Inc. C64-LINK is a copyright of Richvale Telecommunications. CP/M is a registered trademark of Digital Research. POWER is a trademark of Professional Software. PAL is a copyright of Brad Templeton.

and a 6809 CPU (as in the Radio Shack Color Computer). A Stringy Floppy drive will be optional. The BASIC has special sound commands such as NOTE, AMPLITUDE, ENVELOPE, and NOISE. A light pen introduced for the game machine also will work with the computer.

Another accessory may also work with this new computer: the new 3-D Imager. Designed for the Vectrex game machine, the 3-D Imager is a pair of heavy glasses that you wear while peering into the vector screen. One lens is blue, the other red, just like the 3-D movie glasses of the 1950s, except some kind of motorized disc spins in front of the lenses. When you look at the screen without the glasses, the vector lines appear to be vibrating. But when you look through the glasses, the lines are stable and the 3-D effect is incredible. Just imagine the games this computer could produce.

Video Technology Computers

Video Technology, which introduced the first under-$100 color computer at the Winter CES (the VZ-200), showed two new computers at this CES. Both are more advanced models:

- *Laser 2001.* Standard features are 80K RAM expandable to 144K (16K is consumed by the graphics chip); 16K ROM Microsoft BASIC; 6502A CPU; cartridge slot; rubber half-stroke, typewriter-style keyboard; user-definable keys; upper/lowercase; full-screen editing; 16 colors; two Atari-style joystick ports; 36-column text mode; 256 x 192 hi-res graphics; four sound channels; 300-baud standard cassette interface; Centronics-standard parallel port; and a rear expansion slot. Video Tech says it will be available in the United States by January for $299.
- *Laser 3000.* Standard features are 64K RAM expandable to 192K onboard; 24K ROM with Applesoft-compatible BASIC; 6502A CPU; 81-key full-stroke keyboard with numeric keypad and eight special function keys; upper/lowercase; selectable 40- or 80-column screen; hi-res graphics modes of 560 x 192 and 280 x 192; eight colors; four sound channels with six octaves; outputs for TV, composite video monitors, and RGB (Red-Green-Blue) hi-res monitors; Centronics-standard parallel interface; cassette interface; and a rear expansion slot. Video Tech says the Laser 3000 will be available by January for $699.

Optional accessories will include disk drives, a CP/M cartridge, an RS-232C interface, a modem, joysticks, and an expansion box. Video Tech is a Hong Kong-based company which exports its products to subsidiaries throughout the world.

Royal Alphatronic PC

Royal, known for its typewriters and printers, will import a Japanese-made computer to the United States this fall.

Called the Alphatronic PC, it has a Z80A CPU; 64K RAM and 32K ROM with BASIC; interfaces for Centronics-parallel, RS-232C, cassette, and system expansion; a hidden cartridge slot; CP/M compatibility; selectable 40- or 80-column screen; eight colors; an 85-key, full-stroke keyboard with numeric keypad and six special function keys; outputs for TV, composite video, and RGB monitors; and TRS-80-style line editing.

One unusual feature is a high-pitched beeper which emits a constant tone whenever you hit more than one key at a time – inevitable during fast touch-typing. The tone does not stop until you press a key in the lower-left corner of the keyboard, or else turn off the computer.

Accessories will include 320K slim-line disk drives. Royal says the Alphatronic PC will sell for $695.

Tomy Tutor

Tomy, a large toy manufacturer, introduced the "Tomy Tutor," a 16-bit home computer that can generate attractive game graphics.

The only other 16-bit home computer is the TI-99/4A. The Tutor has 16K RAM expandable to 64K; 32K ROM with extended BASIC; a rubber, half-stroke, typewriter-style keyboard; 16 colors; upper/lowercase; 256 x 192 hi-res graphics; 32-column screen; three sound generators with eight octaves each, plus a noise generator; cassette interface; TV and monitor outputs; and a cartridge slot for plug-in software. Accessories include a recorder, joysticks and controllers, a voice synthesizer, disk drive, and printer.

Tomy says the Tutor should be available this fall for under $150.

Spectra Video

At the Winter CES, Spectra Video introduced its impressive SV-318 and gave **COMPUTE!** a peek at a mock-up of their forthcoming SV-328 computer. Working models of the SV-328 finally appeared at the Summer CES.

The SV-328 should satisfy those who prefer a full-stroke, professional keyboard to the half-stroke, rubber keyboard on the SV-318. It also replaces the cursor joystick with a numeric keypad, has built-in CP/M capability, 80K of RAM expandable to 256K, and an unusually large amount of ROM, 48K expandable to 96K. Why so much ROM? Besides a super-extended Microsoft BASIC, it contains a word processor and a terminal program.

The SV-328 shares all the other SV-318 features, such as 16 colors, 32 sprites, Z80A CPU, topside cartridge slot, and three-channel, eight-octave sound. Spectra Video says the SV-328 should be available within a few months for $595.

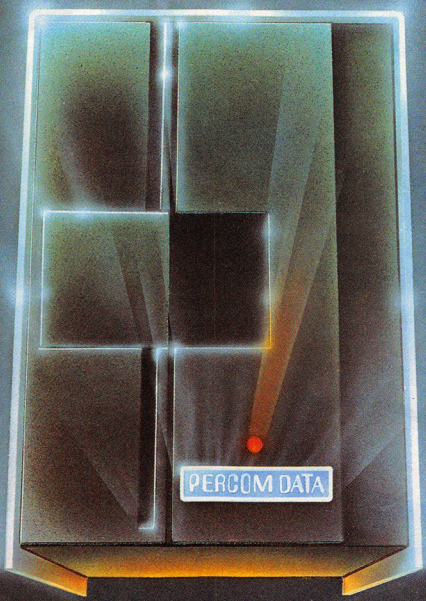

We've Got More Than A Fond Attachment For Your ATARI

We've Got A Disk Drive For $488.

Percom Data Corporation believes your Atari* home computer is more than just fun and games. We believe you should be able to get a single-density, floppy-disk-system for your Atari 400 or 800 at a price that will take you into the future without knocking you into the next galaxy.

Percom Data has been manufacturing disk-drive systems, and other accessories for personal computers since the mid-1970's and is the industry standard to follow when it comes to data separation and system compatibility.

The Percom Data AT-88 combines Percom Data quality and reliability at a price that is not a budget-buster.

The Percom Data AT-88 offers 88 Kbytes (formatted) in single-density, with plug-in ease of attachment to your Atari. The AT-88 has integral power supply, "no-patch" to Atari DOS and critical constant speed regulation.

Take advantage of this low introductory price of $488 by calling Percom Data now to get more information, or the name of an authorized dealer nearby. Call toll-free **1-800-527-1222**

PERCOM DATA
CORPORATION

Expanding Your Peripheral Vision

DRIVES • NETWORKS • SOFTWARE

11220 Pagemill Road Dallas, Texas 75243 (214) 340-7081
1-800-527-1222

*Atari 400/800 is a trademark of ATARI, INC.

THE COMMODORE 64 WORK FORCE.



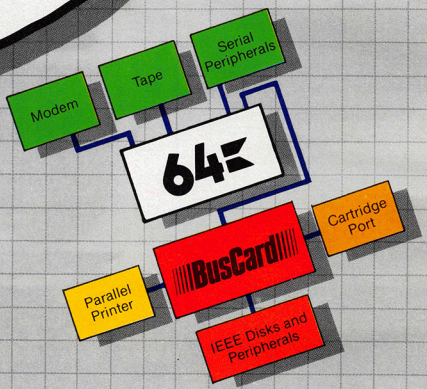

BusCard™ **NEW!**

BusCard allows you to expand the capabilities of your Commodore 64. It gives you easy to use "BASIC 4" commands and the fast IEEE interface for access to the Commodore Business Machines line of peripherals, including high capacity dual drives and hard disk systems. Unlike other interfaces, BusCard is fully compatible with software. No need to buy a printer interface — BusCard includes a Centronics printer port. Serial and user ports remain available for modem and serial peripherals. Plus: machine language monitor, complete documentation and a one year warranty.

$199





PaperClip™

Professional Word Processor

For Commodore 64 and CBM/SuperPet

"Absolutely the most versatile word processor I have seen." *Midnight Software Gazette* March/April, 1983

"...a very powerful word processor, with so many features that most people only need a fraction of them." *COMPUTE!* April, 1983

So easy to use that even novices can get professional results.

PaperClip has every standard word processor function, plus many exclusive features, including horizontal scrolling for charts and wide reports, up to 250 columns, column moves, alphanumeric sorts and arithmetic. Works with 80 column cards and every popular printer, with instant printer set-up. Professional handling of form letters, mail list merge, and large documents.

Complete, professional and easy to use. No where else will you find PaperClip's capabilities at this breakthrough price.

$125

Delphi's Oracle NEW!

Professional Data Base Management

For Commodore 64 and PET/CBM

Delphi's Oracle is a powerful information handling program that allows you to enter, retrieve and update data with incredible speed and flexibility.

• Large record size (over 8000 characters) • Up to 99 fields and 9 display pages per record • Includes report writer and mail label printing • Design your own forms on the screen or on printed reports

Delphi's Oracle brings power and versatility usually found only in mainframe or minicomputer systems, with provision for safeguarding accurate data entry, and excellent flexibility in searching for records.

$150

BATTERIES INCLUDED

FOR MORE INFORMATION AND YOUR NEAREST DEALER:

City Software Distributors
US TOLL FREE: 800-558-1008
735 W. Wisconsin Ave.
Milwaukee, WI 53233

Software International
560 N. Mountain Ave.
Upland, CA 91786
714-981-7640

Batteries Included
186 Queen Street West
Toronto, Ont. M5V 1Z1
416-596-1405

Software Distributors
10023 W. Jefferson Blvd.
Culver City, CA 90230
Cal: 800-252-4025
US: 800-421-0814

CBM Systems
7668 Telegraph Rd.
City of Commerce, CA 90040
213-904-0111

Kapri International
7419 Clybourn Ave.
Sun Valley, CA 91352
213-765-2774

PET/CBM and Commodore 64 are trademarks of Commodore Electronics, Ltd.

The Predictions Of Industry Leaders

John Blackford, Assistant Features Editor

The clearest trend in the computer industry over the last few years has been its unpredictability and explosive growth. More than one company has been caught off base by falling prices, rapidly growing demand, or powerful new products – and the sight of electronics pundits eating their words has become a common one. Industry analyst Adam Osborne recently stated that a certain kind of powerful microprocessor might never *be produced – on the same day that Hewlett Packard announced one. Still, thinking about the future is essential in a field where keeping ahead is practically the key to survival, so we've asked some industry leaders about the changes they see coming this year.*



Portia Isaacson is the president of Future Computing, Inc., a firm that analyzes trends in the personal computer industry. We talked to her on the busy floor of the Summer Consumer Electronics Show (CES) among the nearly 100,000 people who flocked in to view the latest electronics wares.

Like many industry observers, Isaacson believes that this year will see a sharp increase in unit sales of home computers. But competition among hardware manufacturers has intensified. "The home computer business is in its infancy," says Isaacson, "and very violent shifts could take place." Because of the uncertainty of the hardware market, she believes software will play an increasing role. Consumer choice among contending brands will likely hinge on the quality of the software available for a given machine.

Not only games, but also more specialized software will begin to appear. "We think this is the year that educational software will take off," says Isaacson.

As software becomes more central to computer sales, companies will have to scramble to capitalize on their available programs. Major manufacturers are approaching this issue from different perspectives: Atari by selling translations of its popular games for such machines as VIC, Apple, and 64; Commodore by developing its own low-cost software; and Texas Instruments by trying to be the sole distributor of cartridge software made for its computers.

"I think Atari's decision to sell software for other machines is one of the most important strategic moves in the market this year," says Isaacson. "Atari's new computer line is also spectacular – and evolutionary." The reason, she says, is that it incorporates new features while remaining compatible with previous models, and it's designed to permit other manufacturers to develop compatible products.

Atari's willingness to support third-party development may indicate a trend that Isaacson

Brøderbund
AMERICA'S FAVORITE COMPUTER GAMES



Now for the Commodore 64



CHOPLIFTER!™ It's the best selling game ever for the Apple. In its Atari 400/800 version, it zoomed to the top of the charts. Now CHOPLIFTER!™ is available for the Commodore 64.

Your challenge is to rescue peace-conference delegates held hostage behind enemy lines. Amid heavy fire from tanks, missiles and planes, you heroically maneuver your daredevil chopper. You'll need all your courage and skill to survive against treacherous odds. The game's remarkable graphics and realistic joystick control won't let you give up. After all, world peace rests in your hands!

Ask your nearest Brøderbund dealer for a sneak preview of Choplifter!™ and our other Commodore 64 games; David's Midnight Magic,™ Seafox,™ and Serpentine.™

And for VIC-20 owners, too.



A.E.™ A runaway best-seller for the Apple II and the Atari 400/800, is a winner for VIC-20.

Giant robot stingrays designed to fight pollution have run amok and are attacking in waves from the sky. A.E.™ ("stingray" in Japanese) is a graphic masterpiece, with screen after screen of spectacular 3-D effects. The arcade-style action is masterful too, as you launch your remotely-triggered missiles and detonate them precisely to coincide with the swooping, diving, constantly changing flight patterns of the deadly A.E.'s!

Ask your nearest Brøderbund dealer for a sneak preview of A.E.™ and our other VIC-20 games: Martian Raider,™ Multi-Sound Synthesizer,™ Seafox,™ Shark Trap,™ and Sky Blazer.™



Brøderbund Software

Brøderbund Software 1938 Fourth Street San Rafael, CA 94901

Atari, Apple, VIC-20, Commodore 64 and IBM PC, are registered trademarks of Atari, Inc., Apple Computer Inc., Commodore Electronics, Ltd., and International Business Machines Corp. respectively.

(cartridge versions shown)

thinks could become more pronounced in coming years – standardization of the home computer. "We think a de facto standard for home computers will be the model ultimately," she says. "IBM will enter the personal computer business with an open standard." That means other companies would be invited to follow that standard in developing their own compatible products.

The question, of course, is whose computer will become the standard. There are several strong contenders. IBM, which made an impressive showing with its personal business computer (the PC), is readying a smaller version for the home market. Atari has a strong new line, and says Isaacson, "the C-64 is absolutely compelling. I would give that every chance of surviving."

Texas Instruments has taken a somewhat different approach by discouraging others from developing cartridges compatible with its computer, even to the point of taking out advertisements in trade papers threatening legal action against those who do. Isaacson feels this could undermine support for the computer, although with profit margins on hardware so narrow, software may be the only way to stay in the game. "Manufacturers aren't making money on the product," explains Isaacson, "so they must sell software."

As home computer prices drop, more will be purchased by consumers who a year or so earlier would have bought a videogame machine. Still, because it takes time for any trend to develop, videogames are likely to remain popular in the near future. But eventually, "the merging of videogames and computers in the marketplace is now certain," says Isaacson. "You could not disagree with that after this show."

The show saw the introduction of new computer products by several companies with strong videogame lines. (For more details, see "The Fall Computer Collection: The Summer Consumer Electronics Show" in this issue.) For example, Coleco – manufacturer of the ColecoVision game machine – introduced a very inexpensive system which includes the computer, joysticks, mass storage, and printer. The game machines can be upgraded into the computer (dubbed Adam), and all Coleco game cartridges will run on the new machine.

"The Adam – Coleco's entry – is about the most unique thing in the show," adds Isaacson. "Coleco is emphasizing the utility of computers. They are saying that they have a nice little word processing package – and the videogames are an extra benefit." This approach makes the product's features easily understood by buyers. "Consumers and mass merchandisers need that simplification," she says.



John C. Cavalier is the president of Atari Products Company, a division of Atari, Inc. This division was recently reorganized to include both home computers and videogames, a fact that underscores the company's commitment to the home computer market.

"This will be the takeoff year for the computer," according to Cavalier. "Our statistics indicate that by the end of 1982, a total of two and a half million computers had been sold. In 1983 alone, seven to nine million new computers will be purchased."

Cavalier believes the computer revolution really began around 1981 and that by 1986, only five years later, at least 29 million computers will be in homes and offices throughout the United States. With roughly 60 million families now in the United States, that's getting close to one computer for half the families in the country.

In spite of the surge in computer sales, Cavalier thinks the home computer will not begin outselling game machines this year, though it may be close.

What is the significance of this explosion in computer sales? For one thing, Cavalier, like Isaacson, believes that because the competition in hardware is so fierce, manufacturers cannot depend on the computers themselves for profit. Instead, software will grow in importance as a source of revenue to computer manufacturers. "The software is where the profit is – not really hardware," he says.

Consequently, this year Atari will increase its emphasis on software sales for both the home and educational markets. In fact, notes Cavalier, Atari's recent introduction of its games for other popular computer brands – Commodore, Apple, Texas Instruments, and the IBM PC – should not undercut sales of his company's computers, but will take advantage of the popularity of some of Atari's games.

In the educational field, Atari signed an agreement with MECC, the Minnesota Educational Computer Consortium – an important source of educational programs – to offer MECC's entire

Technological Innovations for the VIC 20™ and Commodore 64™

Designed by RAK-Ware



EXPAND-O-RAM VIC20

EXPAND-O-RAM is truly a multifunction memory expansion board that provides 2 switch selectable slots to double the capacity of your computer. In addition to these important features, a RESET button has been provided to allow you to regain control of a "hung" or unstoppable program. A bank of mini-switches control memory addressing on the board so that you can use EXPAND-O-RAM as a useful tool for cartridge development and debugging. A write protect function is even provided so that you can simulate a ROM environment or investigate a previously programmed ROM Cartridge Pack. A quick summary of the features are as follows:

- **A) 16K of additional Memory.**
- **B) Compatability with additional Memory & Games Cartridges.**
- **C) Two Additional Switch Selectable Slots.**
- **D) Reset Switch for warm starts.**
- **E) Slide Switch for easy selection of Cartridges or memory packs.**
- **F) Switch selectable Memory Map selections of the 16K memory.**
- **G) Use as a Program and Cartridge development tool.**
- **H) Write protection of memory area for cartridge simulation and investigation.**

ALL THIS FOR ONLY.....$119.00

UNIVERSAL TAPE INTERFACE

No need to purchase an expensive data recorder for your VIC 20™ or Commodore 64™. The Tymac Universal Tape Interface and Duplicator will allow you to load, save and even duplicate* your programs and data cassettes with virtually any portable home tape recorder. To insure positive LOADS and SAVES, a special audio enhancement circuit is provided in the interface. Three LED indicators monitor the status at all times and provide a visual indication of loads and saves. A parity switch will also insure that all types of data tapes can be successfully loaded. Operator controlled action of the recorder is another desirable feature. Finally, you can easily make back-up tapes without the need of loading your software back into the computer. A unique switch function will allow you to make direct recordings to another tape recorder. A great duplication device for the user who may want to start a software business at home. The TYMAC UNIVERSAL TAPE INTERFACE AND DUPLICATOR is way ahead of the competitors in features and quality.

ALL THIS FOR ONLY.....$49.00

*NOTE: Duplication requires the use of Two Standard tape recorders.



MICRO WARE
DISTRIBUTING INC
1342 B Rt. 23, Butler, NJ 07405
201-838-9027

MasterCard VISA

Dealer and Distributor Inquiries Invited

NOTE: We solicit hardware and software items for the VIC 20® and CBM 64®. Royalties, license fees, or outright purchases can be negotiated. CBM 64® & VIC 20® are Registered Trademarks of Commodore Business Machines Inc.

line of software in an Atari-compatible form. This should make Atari computers more attractive to schools, some of which have favored the Apple computer because of the many educational programs available for it, including MECC's.

Although Atari is broadening its software offerings, a strong line of hardware may still be the key to attracting enough users to support the software. Atari's new computer line underscores the company's effort to move away from its image as a producer of game machines. "Until now," notes Cavalier, "I'm not sure people considered us a serious computer company."



Myrddin L. Jones is vice president of marketing for the Computer Systems Division of Commodore Business Machines, Inc. Formerly a senior vice president of marketing for North American Phillips, Jones is overseeing the sales efforts at Commodore at a time when optimism is high there.

"Systems and software is the name of the game right now," according to Jones. "Less emphasis on kilobytes and more emphasis on software is what we'll see in the coming year." Whether the applications are I.Q. development programs or home financial packages, Jones feels consumers will be increasingly aware of its possible uses when they buy a computer.

To satisfy this new consumer awareness, Commodore has recently increased development of software for its computers and released over 70 new programs. In addition, the software itself will be dropping in price. "Some of our software prices are being cut by half," notes Jones.

The programs that Commodore does develop will include more educational and applications software. The company has also released more than 600 educational and general-interest programs to the public domain and is offering these through retail outlets and dealers at $6.95 per disk.

"The other trend is going to be mass merchandising," says Jones. In the past, computer manufacturers haven't always been aware of the special needs of the large distributors. But in the months ahead, they are going to have to work closely with merchandisers. "Each organization can develop its package to suit its particular customer," says Jones. There will be more long-range planning, better awareness of the particulars of the mass market, and more contact between manufacturers and large distributors.

Because Commodore is vertically integrated – designing and producing many of its own chips while also doing most of its own manufacturing – Jones feels it can afford to sell its products for less than its competitors can. "I think it will be the vertically integrated companies that succeed," he says.

With this edge, Jones feels Commodore can gain 30 to 55 percent of the world market for home computers by the end of the decade. "It's warfare out there," he says, "economic warfare."

But to some extent, all manufacturers are facing low profits on hardware as the result of severe price cutting that took many companies by surprise. "People just can't afford to maintain the low profit margins," adds Jones, "so it will be a year of systems and consolidation. It has to be, because high volume alone isn't enough."



John Victor is president of Program Design, Inc. (PDI), a manufacturer of educational software and games such as Clipper: Around the Horn in 1850.

"This will be more a year of consolidation," says John Victor. "Most of the original trends were set back in 1981, and now we're seeing growth and shake-out. I don't think we will see any radical departures, but you will see intense competition and better execution on software packages."

One trend that Victor believes may accelerate this year is a move into the home market by educational software producers. "The home educational market is coming to the fore," says Victor. "The trend is to go out for the home market because schools don't have the money."

Victor's company will be introducing a series

FROM AdVENTURES

GYPSUM CAVES



Daylight Never Felt So Good.

Gypsum Caves is the new computer challenge from AdVENTURES. More than just another 2 minute shoot-'em-up, Gypsum Caves requires timing, common sense, and concentration. One game may last hours or even days.

The player attempts to negotiate the twists and turns of the caves, using objects found along the way to traverse the obstacles and solve the riddles leading to the mysterious final room. Color graphics and sound complete the experience.

Gypsum Caves
by Brian Wagner

C64 or VIC 20
Introductory Price
Cassette.....$14.95
Disk.....$16.95

AdVENTURES, Inc.
8718A RICHMOND HIGHWAY
ALEXANDRIA, VIRGINIA 22309

CALL TOLL FREE
1-800-835-2222
In Washington D.C. area call
(703)360-0301

C64 and VIC20 are registered trademarks of Commodore Business Machines, Inc. ©1983 AdVentures, Inc. All rights reserved.

of multimedia programs with clearly defined educational goals, supported by books, activity workbooks (for the user to fill in), and a cassette-based soundtrack under program control.

However, the market is hard to predict, and Victor is well aware that common sense cannot always be trusted in a field that has seen people succeed seemingly by doing the opposite of what appears reasonable. "If the conventional wisdom says that you shouldn't do a certain type of software, you should probably go for it."



Doug Carlston is president of Brøderbund, a producer of such popular computer games as Apple Panic *and* Choplifter.

The software market right now is maturing a little more gracefully than the hardware market, because software hasn't suffered from the severe price cutting that has affected hardware manufacturers, according to Carlston. Brøderbund, which started building its reputation with computer games, has since introduced games such as *Choplifter* that don't depend on shoot-em-up violence. Now, Brøderbund is trying to become a full-line software supplier, conforming to what Carlston sees as the trend of the marketplace.

Recently the company introduced *Bank Street Writer*, a word-processing program for children that is starting to look like a hot seller. By the end of the year, Carlston hopes to increase sales of nongame software from the current 42 percent to around 60 percent. He would also like to support a broad range of computer types, rather than provide software for only one or two brands.

"People don't understand that it's becoming a software-driven market," he says. The hardware producers are cutting prices so sharply that he sees hardly any profit left for them. Instead, Carlston thinks many of these companies will make money by selling software. Even so, he says, "lots of hardware companies will get weeded out."

Concludes Carlston, "There are a lot of major players trying to get into this game who don't realize that capital isn't enough. There's still a lot of room in this business for the individual entrepreneur."

Russ Walter, an analyst of the computer industry, authored the eight-volume Secret Guide to Computers, *now in its eleventh edition. Walter gives computer workshops in the summer at Wesleyan University in Connecticut.*

Like PDI's Victor, Walter sees a growing effort in the coming year in educational software, especially for the very young child. "There are some nice programs now for seven-year-olds. When the younger kids see them, they want something, too," says Walter.

Overall, he anticipates boom times this year, but with some manufacturers having problems because of the intense competition. "Computers are a fad this year – that means it's going to be a very good year, though the fad will wear off eventually. At the low end of the market, I'm glad that the price is really dropping – now it's under $100 for some models."

At that price, nearly anyone can afford a computer, and impulse buying becomes a factor. "The magic number was 600,000," he says. A lot of companies have sold more than that in 1983, and the year ahead promises even greater sales.

Some of the companies that Walter believes may feel the pinch in the coming months are Apple, Commodore, and Timex. Although Apple got a jump on the personal computer market, the company is now caught between lower-priced computers with similar features and the IBM Personal Computer, which has proved popular. Walter also thinks that despite its impressive price – performance features, Commodore could have trouble with the 64 if there isn't plenty of software for it by Christmas. "It remains to be seen whether the software will get generated," he adds.

Walter also believes the Timex/Sinclair 1000 – which led the way at the low end – could face a tough battle now that both the VIC-20 and TI-99/4A are selling for under $100. But the Timex/Sinclair does have some specialized applications because of its small size and sealed keyboard. "People on boats like to use it, for example," he notes.

Despite the difficulty of predicting trends in the computer market, the people we talked to were notably consistent in their observations. Most felt that price cutting on hardware had nearly eliminated computer equipment as a source of profit. Continued growth in sales coupled with tough competition and possibly a shake-out among manufacturers was a common theme. And both manufacturers and software producers agreed that software would soon be a key area for profit, with educational programs growing in importance. ©

Star League™ Baseball.

It Makes Dreams Come True On The Atari® 400/800/1200XL™ And Commodore 64.™





If you've ever dreamed of becoming a major leaguer, your dream has just come true. Introducing STAR LEAGUE™ BASEBALL by GAMESTAR. For the Atari® Home Computers and Commodore 64.™

STAR LEAGUE™ BASEBALL brings home all the realistic action *and* strategy of our national pastime. For starters, it offers the most lifelike animation ever seen in a sports game, from the wind-up and delivery of the pitcher to the arc (and shadow) of a fly ball!

STAR LEAGUE™ BASEBALL lets you *choose* your starting team and pitcher. You can even bring in a "knuckleball" throwing reliever when your starter "tires!"

And, of course, STAR LEAGUE™ BASEBALL lets you play *solitaire* against a hard-hitting computer team or a human opponent. All to the exciting sounds of real baseball, from the crack of the bat to the cheer of the crowd!

Ask for STAR LEAGUE™ BASEBALL by GAMESTAR at your nearest Atari® or Commodore dealer today and make *your* major league dream come true. Or write: GAMESTAR INC., 1302 State Street, Santa Barbara, CA 93101 (805) 963-3487 for our *free* catalog and Tips for Stars #2 (for STARBOWL™ FOOTBALL owners).

GAMESTAR™

WE BRING SPORTS ALIVE.

© 1983, GAMESTAR, INC.
ALL RIGHTS RESERVED

Atari and 400/800/1200XL are trademarks of Atari, Inc.
Commodore 64 is a trademark of Commodore Business Machines, Inc.

THE BEGINNER'S PAGE

Richard Mansfield, Senior Editor

Types Of Programs

Let's continue with our overview of the major categories of personal computer programs. The Operating System, the Disk Operating System, "utility" programs, and telecommunications programs all have several qualities in common, so we'll look at them as a group.

The Master Control Programs

In most home computers there are about 16000 memory cells set aside to hold the BASIC language and to hold the Operating System. These cells are ROM memory, which means that they cannot be erased: you can't put new information into them, and they'll hold their original information even after you turn off the power. What kind of information is in these ROMs?

BASIC generally occupies about 8000 cells (8K) and is the familiar language you use to write programs. The other 8K of ROM memory holds the Operating System (OS). This, like BASIC, is a special kind of program. You might think of it as a background program which allows the computer to coordinate its other activities (including BASIC programs).

BASIC includes many individual machine language subroutines with which the computer can add numbers, enter REMarks into a program, and most of the other actions that a computer takes while a BASIC program is RUNning. However, when a program must communicate with something outside – a disk drive, a cassette drive, a printer, or the keyboard and screen – BASIC asks for help from the OS.

Body And Mind

The Operating System's primary responsibility is to keep track of communications between the "thinking" part, the brains, of the computer and the outside world. The brains are BASIC itself and the Central Processing Unit, the chip that does all the calculations. Like BASIC, the OS is made up of many machine language subroutines. These subroutines have names like LISTEN, TALK, UNLISTEN, SCAN KEYBOARD, OPEN CHANNEL, and UNTALK. You can't use these words in a BASIC program, but whenever you PRINT, OPEN, GET, or SAVE, BASIC calls upon the OS to help coordinate and accomplish the job at hand.

It might be convenient to think of BASIC as the computer's "mind" and the OS as the "central nervous system." When your consciousness makes a decision to eat another bite of beef stew, you then turn the job over to lower, unconscious parts of your brain. That is, your nervous system takes command of the movements of your arm and guides the fork to your plate. You're watching TV or talking while your personal operating system orchestrates tasks like SCAN PLATE, OPEN MOUTH, and so forth.

Similarly, when you first wake up you're not fully conscious. Warming yourself, stretching, opening your eyes, and all the other preparations for waking are carried out in a stupor. Your nervous system is rousing itself, and your conscious mind enters the picture at the end of a series of preliminary events. Here are some of the things that the OS does in a Commodore computer when you turn it on: establishes the normal arithmetic mode; clears out a short-term memory zone; sets up communication channels with the keyboard, screen, etc.; starts the clock and clears out the sound chip; tests all of memory; and clears the screen. Then, after the OS has finished – it all takes about a second – control is turned over to BASIC.

The Disk Unconscious

The job performed by a disk drive – it's a high-speed, automatic library – is so complex that the "intelligence" required to operate it can rival the brains of the host computer. What the OS is to the computer, the Disk Operating System (DOS) is to the disk drive. It performs all the routine chores of storage, retrieval, and organizing of the programs or pure information (data, like an address file) on disks. The internal subroutines of DOS have names like ALLOCATE BLOCK, UPDATE BLOCK MAP, FIND CHANNEL, and

COMPUTE! Books

SUMMER 1983



$12.95
ISBN 0-942386-07-8

COMPUTE!'s First Book Of VIC. The essential reference guide for owners and users of Commodore VIC-20, the computer in more homes than any other. *First Book Of VIC* features games, educational programs, programming techniques, home applications, machine language, memory maps, and more.

212 pages, paperback. Spiral bound for easy access to programs.



$3.95
ISBN 0-942386-03-5

The Beginner's Guide To Buying A Personal Computer. This useful handbook is designed to teach the novice how to evaluate and select a personal computer. Written in plain English for prospective buyers of home, educational, or small business computers. Comes complete with personal computer specification charts and a buyer's guide to 35 computers.

90 pages, paperback. Revised and updated 1983 edition.



$4.95
ISBN 0-942386-05-1

Every Kid's First Book Of Robots And Computers. This book uses turtle graphics to introduce kids to robots and computers. Includes exercises for computer graphics languages such as Atari PILOT. Additional exercises allow readers to experiment with the Milton Bradley "Big Trak™." Children who don't have a computer can use the sturdy "Turtle Tiles™" bound into each book.

Big Trak is a trademark of the Milton Bradley Company.
Turtle Tiles are a trademark of David D. Thornburg and Innovision, Inc.

83 pages, paperback.



$14.95
ISBN 0-942386-10-8

Home Energy Applications On Your Personal Computer. Written for homeowners who want to analyze energy costs. Includes many computer programs for adding up the costs and benefits of home improvements – weatherstripping, insulation, thermostat timers, air conditioning, storm windows, and so on. Programs will run on all popular home computers.

243 pages, paperback. Spiral bound for easy access to programs.



$12.95
ISBN 0-942386-00-0

COMPUTE!'s First Book Of Atari. One of the most popular books for one of the most popular personal computers. Useful articles and programs include: "Inside Atari BASIC," "Adding A Voice Track To Atari Programs," "Designing Your Own Atari Graphics Modes," and more. For beginning to advanced Atari owners and users.

184 pages, paperback. Spiral bound for easy access to programs.



$12.95
ISBN 0-942386-06-X

COMPUTE!'s Second Book Of Atari. Previously unpublished articles and programs selected by the editors of **COMPUTE!** Magazine. An excellent resource for Atari users. Contains chapters about utilities, programming techniques, graphics and games, applications, and machine language.

250 pages, paperback. Spiral bound for easy access to programs.



$12.95
ISBN 0-942386-08-6

COMPUTE!'s First Book Of Atari Graphics. Atari programmers interested in graphics and color will find this book indispensable. Includes sections on using Atari graphics, "painting" the screen in 256 colors, mixing graphics modes, making high resolution graphs and charts, redefining character shapes, player/missile graphics, and much more.

248 pages, paperback. Spiral bound for easy access to programs.



$19.95
ISBN 0-942386-02-7

Inside Atari DOS. An invaluable programming tool for intermediate to advanced Atari programmers who own a disk drive. Written by Bill Wilkinson, designer of Atari's Disk Operating System, this book provides a detailed source code listing. A comprehensive guide to DOS structure.

108 pages, paperback. Spiral bound for easy access to programs.



$14.95
ISBN 0-942386-09-4

Mapping The Atari. A "treasure map" for ROM and RAM. This book supplies a comprehensive listing of memory locations and their functions. In addition, many applications are suggested, complete with program listings. For beginning to advanced Atari owners and users.

194 pages, paperback. Spiral bound for easy access to programs.



$12.95
ISBN 0-942386-11-6

Machine Language For Beginners. Much commercial software is written in machine language because it's faster and more versatile than BASIC. *Machine Language For Beginners* is a step-by-step introduction to the subtleties of machine code. Includes an assembler, a disassembler, and a monitor, to help beginners write programs more quickly and easily. Covers many popular home computers.

350 pages, paperback. Spiral bound for easy access to programs.



$12.95

ISBN 0-942386-01-9

COMPUTE!'s First Book Of PET/CBM. Useful programs and articles for the PET/CBM owner, compiled from **COMPUTE!** Magazines now out of print. Contains chapters on getting started, programming, machine language, graphics, utilities and communications.

244 pages, paperback. Spiral bound for easy access to programs.



$24.95

ISBN 0-942386-04-3

Programming The PET/CBM. Described by one reviewer as "probably the most comprehensive and detailed description of the PET/CBM operating system available ... an essential reference." *Programming The PET/CBM* has 504 pages packed with useful information, programs, diagrams, and charts. The definitive reference book for PET/CBM.

504 pages, paperback.

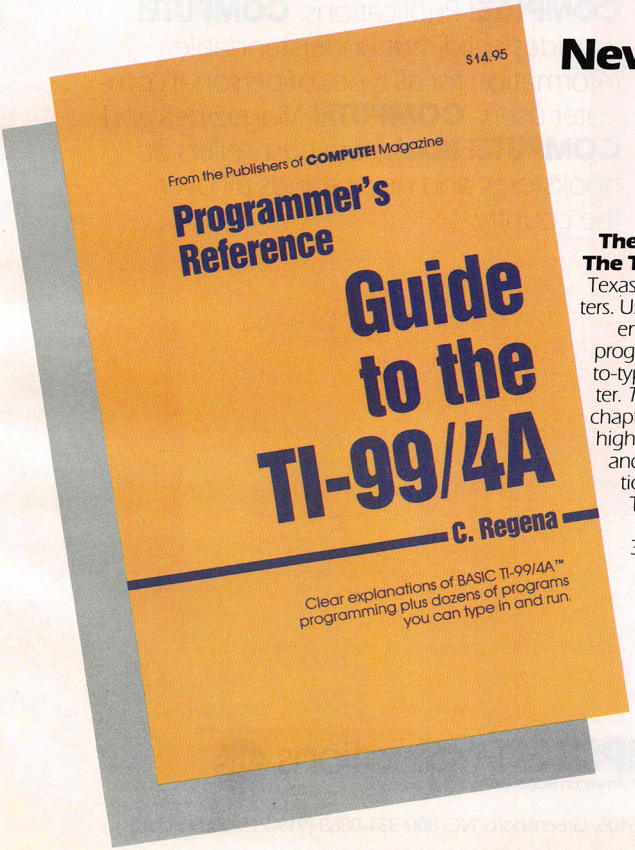

New From COMPUTE!

$14.95

ISBN 0-942386-12-4

The Programmer's Reference Guide To The TI-99/4A. The comprehensive guide to the Texas Instruments 99/4 and 99/4A home computers. Useful for everyone from beginners to experienced programmers. Contains instructions for programming in BASIC as well as over 40 ready-to-type-in programs for this best-selling computer. *The Programmer's Reference Guide* includes chapters about using variables in files and arrays, high-resolution graphics, music, speech, editing and debugging programs, mathematical functions, sorting, conserving memory, and more. This book offers many ideas for home applications, educational programs, and games. 312 pages, paperback. Spiral bound for easy access to programs.

With many home computers selling for under $100, it's not surprising that by the end of 1983 there will be 12 million in use. Many new computer buyers are relatively inexperienced, not programmers or engineers. Many newcomers to computing need advice and instruction. That's why they turn to **COMPUTE!** Publications. **COMPUTE!** provides solid, but understandable, information for all types of personal computer users. **COMPUTE!** Magazines and **COMPUTE! Books** are best sellers at bookstores and newsstands all over the country.

COMPUTE!™ Publications

A Subsidiary Of American Broadcasting Companies, Inc.

Sales Dept. P.O. Box 5406. Greensboro, NC. 800-334-0868 (919-275-9809 in NC).

MATCH FILE. Your request to LOAD a program from disk can go to BASIC, then to the OS, then to the DOS. Each does its part.

Where is DOS located? In some computers (Atari, Apple), the DOS program must first be loaded into the computer (using up some RAM memory) before you can communicate with the disk drive. An alternative used by TI and Commodore, among others, is called *distributed intelligence*. All the elements of a true computer are in the disk drive: RAM and ROM memory, a CPU, and associated computing chips. One of the advantages to having a DOS which is separate from the main computer is that you can send instructions to the disk drive such as INITIALIZE (prepare a blank disk to receive new information). If the drive is an "intelligent peripheral," it will then work merrily away under its own supervision and your computer is free to accept other, unrelated instructions at the same time.

By the way, if you've recently purchased a 1541 disk drive for your VIC or 64, don't be confused by the name of the "DOS 5.1" program. It's not the DOS, it's a *utility program* which makes it easier for you to communicate with the true DOS.

Programmers' Bag Of Tricks

Utilities are programs that help you write programs. Most versions of BASIC lack some of the tools which would contribute to efficient programming. Utilities can be loaded in from tape or disk and perform a valuable function. Examples include: renumber, mass-delete, automatic line numbering, list all variables, merge two programs, repeating keys, bidirectional scrolling, trace (the active BASIC lines appear onscreen during a program's execution), and various graphics and sound commands.

Utilities are often grouped together and sold commercially. Alternatively, **COMPUTE!** and *COMPUTE!'s Gazette* publish several utilities every month. Watch upcoming issues for a program for the Commodore 64 called "BASIC AID" which includes all the utilities mentioned above in addition to 22 others.

The Brainless Computer

One of the most promising and fastest-growing areas of personal computing is telecommunications. Connect your computer to a telephone and you can then communicate with large data bases (information storage facilities), more powerful computers, and news and information services. Your computer can become an extension of far larger systems. What happens is that your own RAM and ROM can be bypassed in favor of the greater computing power available to you when you're in contact with a huge computing system located somewhere else. Its stored knowledge, speed, and its connections with *other* huge systems all become available to you. Your own computer acts simply as a keyboard/TV combination, a "brainless" unit sometimes referred to as a *dumb terminal*. If some of your RAM or ROM are being used, it would be called a *smart terminal* since some of the actual computing is going on at your end.

In either configuration, you telecommunicate by attaching a box called a *modem* to your computer; that makes the connection between your machine and the phone. The program which handles the communication is often called a *terminal emulator* and is usually included when you buy a modem.



Now...
64 supports 64!

Expand the Graphics capability of your **COMMODORE-64**.

SPRITE-64 is a new graphics utility which supports **64 Sprites** on the screen **AT THE SAME TIME!**

SPRITE-64 includes a **Basic Support Package:**

- Adds **SPRITE** command to Basic. **NO PEEKS OR POKES.**
- Joystick and Paddle support.
- Great for Games!

SPRITE-64 is written in high-speed assembly language for maximum efficiency.

SPECIAL Introductory Price:
SPRITE-64 graphics utility
Price: **$49.95**
Order Now: $34.95 until August 1, 1983

Specify TAPE or DISK. Send Check or Money Order to:

CrossTech graphics

2133 N. Fremont ● Chicago, IL 60614 ● (312)871-3555

Illinois Residents: Add **5% sales tax**
COMMODORE-64 is a registered trademark of COMMODORE,INC.

FREE CATALOG! 264

Features Precision Tools and Equipment for Computers



Page after page of hard-to-find precision tools, test equipment, computer accessories and equipment. Send for your **free** copy today!

Name _____

Company _____

Address _____

City _____

State _____ **Zip** _____

Jensen Tools Inc.
7815 S. 46th St.
Phoenix, AZ 85040

Weather Forecaster

George W. Miller

This program enables you to make quite accurate local weather predictions. Written for the T/S 1000 with 16K, versions are included for computers with Microsoft and modifications for Commodore, Apple, and the Color Computer.



The National Weather Service uses computers when forecasting the weather, so why not use your home computer for your own local forecast?

You will need some easily obtainable data. Since you don't have access to a network of reporting stations or satellites orbiting the earth, about the best device available is a barometer. Everyone knows a falling barometer means bad weather is approaching, but this information coupled with wind direction, will allow you to make a fairly accurate local forecast.

If you're able to interface with the outside world, you could even have a dedicated weather forecasting machine which can update the forecast as often as you like and provide a continuous monitor of changing weather conditions. However, our concern here is to demonstrate how you can forecast the weather with very little effort and a great deal of accuracy.

You will need a barometer, available at most hardware stores, and ideally some device to indicate wind direction, such as a weather vane. A less accurate, but still effective method is to use a compass and observe the wind yourself.

One word of warning. This is a very long program and will fill 16K RAM on the Timex/Sinclair. SAVE it often while you are making your entries. It can be very frustrating to lose the program after several hours work due to a glitch.

This program is based on very simple, but sound scientific facts. In the Northern Hemisphere, winds blow counterclockwise around a low pressure system, and clockwise around a high pressure system. So, if you stand outside, with the wind at your back, a low pressure system will be on your left. If the barometer is falling, this low is heading in your direction.

The wind direction and barometric pressure, combined with scientific observation, indicate what weather changes to expect. Your T/S 1000 can figure this out for you in a matter of seconds, and the program will even tell you what the normal weather for the month is.

You'll have to make a visit to the local library for information on your local weather conditions, but we'll get to that in a minute.

Let's take a look at the T/S version of the program. First you'll notice a list of variables in lines 5 through 56. Enter them from the listing, *except* for line 10, which should read:

```
10 DIM A$(1,31)
```

This will allow enough room in memory to make the necessary entries in the later portions of the program. We'll change this to a larger DIMension before we're finished.

Line 59 will GOSUB 2000, which displays the title block and gives some preliminary instructions.

After displaying the title and instructions, line 2075 advises us to "PRESS ANY KEY TO CONTINUE". There is no input statement following, only the command PAUSE 40000. The way ROM is organized, any number following PAUSE that is greater than 32,767 causes the program to halt and wait for any key to be pressed. Pressing any key causes the program to drop through to line 2085. We're using the pause this way so that any user has a chance to read the mes-

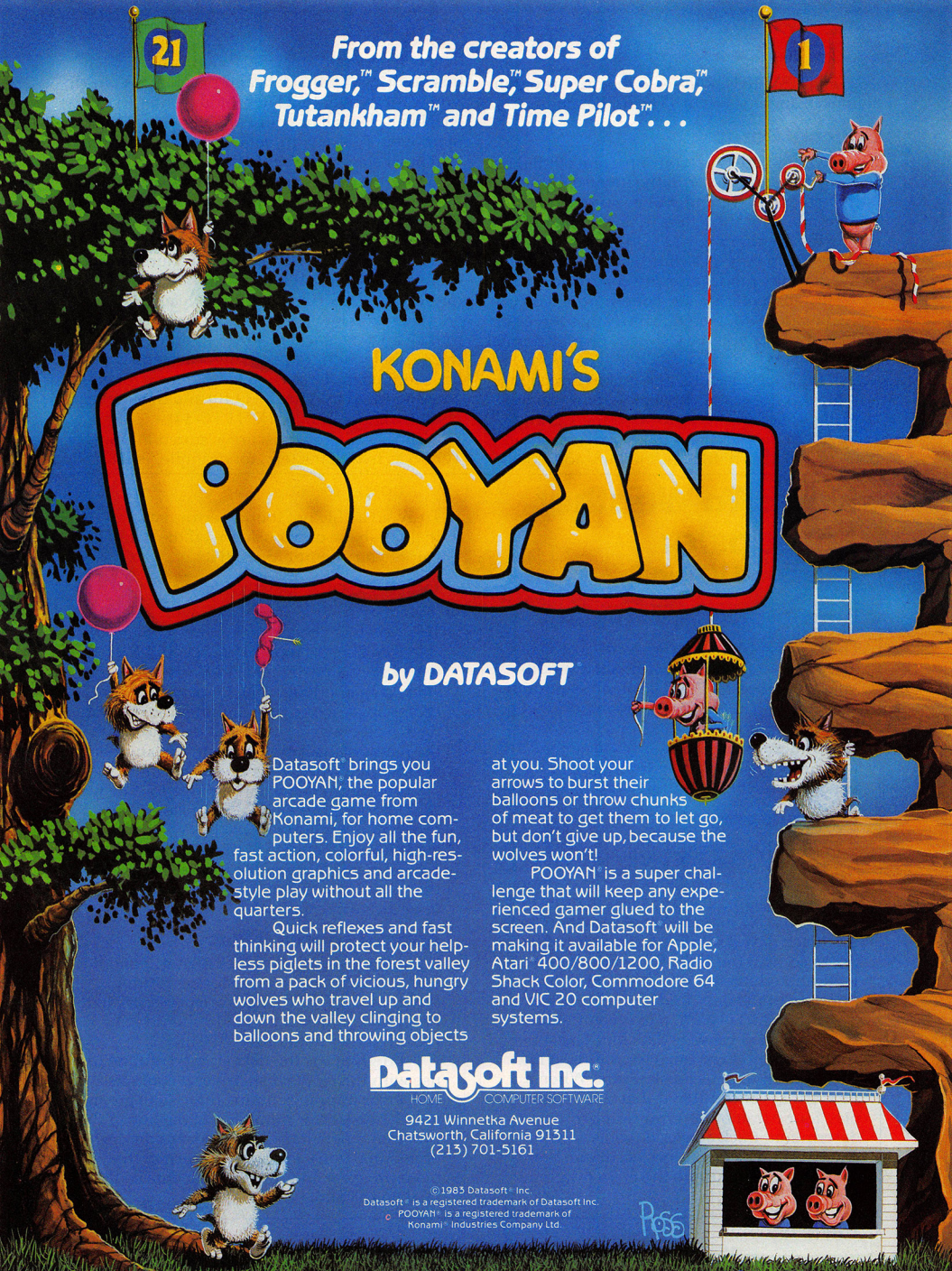
From the creators of
Frogger,™ Scramble,™ Super Cobra,™
Tutankham™ and Time Pilot™. . .
KONAMI'S
POOYAN
by DATASOFT
Datasoft® brings you POOYAN®, the popular arcade game from Konami, for home computers. Enjoy all the fun, fast action, colorful, high-resolution graphics and arcade-style play without all the quarters.
Quick reflexes and fast thinking will protect your helpless piglets in the forest valley from a pack of vicious, hungry wolves who travel up and down the valley clinging to balloons and throwing objects at you. Shoot your arrows to burst their balloons or throw chunks of meat to get them to let go, but don't give up, because the wolves won't!
POOYAN® is a super challenge that will keep any experienced gamer glued to the screen. And Datasoft® will be making it available for Apple®, Atari® 400/800/1200, Radio Shack Color, Commodore 64 and VIC 20 computer systems.
Datasoft Inc.®
HOME COMPUTER SOFTWARE
9421 Winnetka Avenue
Chatsworth, California 91311
(213) 701-5161
©1983 Datasoft® Inc.
Datasoft® is a registered trademark of Datasoft Inc.
POOYAN® is a registered trademark of Konami® Industries Company Ltd.

sage completely.

Line 2090 RETURNs us to the main program at line 60, and lines 60 to 95 print the menu.

Optional Extras

If you want to dress up your program a little, use the graphics mode to print the inverse form of the letter for each command, but be sure to use the regular mode for the letters in lines 105 to 125 to satisfy the argument for Y$. Otherwise, you'll find the menu becomes clumsy as you must shift to the graphics mode for every command entry.

The menu offers a lot. For example, you can store data in RAM, generate a weather forecast, display the data you have stored, display normal conditions for your area, STOP the program, search for a specific date, and make corrections.

Now we're ready to begin working on our data file. Line 143 checks to see if there is any room left in the file. If L = 190, you have stored data for 190 days in the file, and any additional data will generate an error. When you do reach this point, SAVE the data and program on tape if you want to refer to it later, or just enter RUN. RUN will clear all of your variables, and you can start over. To use your data file in this program you must start the program by entering GOTO 59.

The raw data is stored in string variables, in this case A$(X), with all the data held in one variable. A$ is a two-dimensional array, which will be 190 entries long, and will hold 31 characters in each entry. A$(X,1 TO 2) holds the number of the month; A$(X,3 TO 4) holds the number of the day; and A$(X,5 TO 6) holds the year.

High and low temperatures are entered as four characters, such as +076. In order to avoid the necessity of right justifying, each entry *must* have four characters. High temperature for each entry is stored in A$(X,7 TO 10) and the low temperature is stored in A$(X, 11 TO 14).

The barometric pressure is stored in A$(X,15 TO 19) as five characters, for example, 30.18.

Notes To Weather Forecaster
(Microsoft Version)

Patrick Parrish, Programming Assistant

The Microsoft Version (Program 2) of Weather Forecaster will run with minor modifications on the 64, all PETs (40- or 80-column screens) with at least 16K of memory, the Color Computer, and the Apple. Programs 3, 4, and 5 are the necessary data storage routines to be typed in with Program 2 depending on which computer you have.

Commodore

If you are programming the 64 or 32K PET (you can try it with a 16K VIC, but you'll need to reformat the display for 22 columns), type in Programs 2 and 3. With the 16K PET, DIMension A$ in line 100 to 150 rather than 365. Each day of weather data is stored in A$(I), so with the 16K PET, you will only have enough memory to store data corresponding to 150 days under one file name.

Program 3 is written to accommodate either a disk or cassette data file. The subroutine within Program 3 beginning at line 3100 is used to detect disk errors. When a disk error is encountered, line 3103 will display four parameters: error number, error description, track accessed, and sector accessed. If a disk error does occur and you can resolve it, return to the main program menu by typing:

```
GOTO 110
```

To avoid a "file not found" error, be sure that you have previously saved the data file before you attempt to recall it.

TRS-80 Color Computer

If you have a Color Computer with at least 16K, you will need to make three changes to Program 2. First, replace PRINT"{CLR}" with CLS in lines 17 and 2010. Also, DIMension A$ in line 100 to 150. Of course, this reserves space in memory for only 150 days of data. You may vary this limit depending on the memory available. You can use another weather file when you exceed the limit.

Program 4 is the data storage routine for the Color Computer. Type it in along with Program 2. Program 4 only lets you save or load the weather data to or from cassette. If you own a disk drive, you can easily modify this routine by reading about data files in your disk drive manual.

Apple II / Apple II Plus

If you are using an Apple, Program 2 should be typed in with the data storage routine (Program 5). Two changes are necessary in Program 2. Lines 17 and 2010 should read HOME rather than PRINT"{CLR}".

Program 5 is the data storage routine for use with the Apple disk drive. It contains a disk error trapping routine (line 3200) giving you the disk error number and the line in the program where it has occurred. If a disk error occurs that you can correct, return to the main program and re-SAVE the data so that no data is lost.

COMM * DATA
COMPUTER HOUSE, INC.

ARCADE STYLE GAMES

- Pakacuda*
- Centropods†
- Ape Craze*
- Escape MCP*
- Logger†
- Supercuda†
- Firing Line†
- Pegasus Odyssey†

OTHER GAMES

- Caves of Annod v
- Dragons & Treasure v
- Street Maze*
- The Market*

And Many More



UTILITIES

- Basic Tools†
- Music Mentor†

EDUCATIONAL

- Sketch & Paint*
- Gotcha Math*
- Alphabet Tutor*
- English Invaders*
- Math Invaders Series v
- Tutor Math Series*

And Many More

On Shelves Everywhere - Ask For Comm*Data

Dealer Inquiries Welcome.

† Commodore 64
v VIC 20
* Both

MasterCard VISA

COMM * DATA
COMPUTER HOUSE, INC.

320 Summit Avenue
Milford, Michigan 48042
(313) 685-0113

Arcade Style Games are High Res Full Machine Code.
Commodore 64 and VIC 20 are Registered Trademarks of Commodore Business Machines, Inc.

General weather conditions are entered into A$(X,20) from the following table:

1 = FAIR
2 = CLOUDY
3 = RAIN
4 = SNOW
5 = THUNDERSHOWERS
6 = SNOW FLURRIES
7 = HEAVY RAIN

Line 235 prompts for precipitation amounts. This must be a five-character entry (such as 02.75), and is stored in A$(X,21 TO 25).

Snowfall amounts are two characters stored in A$(X,26 TO 27).

Wind direction is stored in A$(X,28 TO 31) as a four-character entry with the first two characters being the wind direction from the following table:

01 = N	05 = S
02 = NE	06 = SW
03 = E	07 = W
04 = SE	08 = NW

The last two characters are wind speed and are entered as part of the code called for in line 285. Your entry would look like "0705" for a wind from the west at 5 miles per hour.

Lines 300 to 350 print out your data entries and ask if all is correct. If an error is found, line 360 restarts the entry process at line 135.

Lines 355-740 contain more inputs, calculations, and the forecasting results of your input. Line 750 returns to the main menu.

You'll have to determine the average temperatures, rainfall, and snowfall amounts for your area. A good source of this information is *The Weather Almanac*, edited by James A. Ruffner and Frank E. Bair, published by Avon Books. It's available from most libraries. Look up the city nearest you and make your substitutions in lines 940 to 1025.

The subroutine starting in line 3000 allows you to check the weather conditions on any day in your file. You enter the date in question, and the computer searches for that date. If the date is in memory, lines 3066 to 4000 will display the information.

When it's necessary to make a correction, lines 5005 to 6010 find the date in question and prompt for the correct information. Line 6005 assigns the value of N to X, and the information you've just entered is placed into the file in place of the incorrect information.

Now go back to line 10. Change your statement to DIM A$(190,31) and enter RUN to establish and reserve space in RAM for your file. From now on, be sure to start your program with a GOTO 59, *not* RUN. RUN clears all variables, so you'll lose your file in RAM.

The program takes about 7 minutes to load from tape and it will use all 16K. If any changes are necessary, go back and change line 10. You must first delete the entry, enter RUN, and then make whatever changes are needed.

Program 1: Weather Forecaster — Timex/Sinclair Version

(*Note:* Underlined characters should be typed in inverse video.)

```
1 REM "WX"
2 REM DO NOT USE "RUN" - USE GOTO 59
5 LET X=Ø
6 LET A=Ø
7 LET B=Ø
8 LET C=Ø
9 LET L=Ø
10 DIM A$(190,31)
15 DIM B$(1,8)
20 DIM C$(1,4)
25 DIM D$(1,4)
30 DIM E$(1,5)
35 DIM F$(1,1)
40 DIM G$(1,5)
45 DIM H$(1,3)
50 DIM I$(1,4)
55 DIM J$(1,31)
56 DIM K$(1)
59 GOSUB 2000
60 CLS
65 PRINT AT Ø,5;"WEATHER ANALYSIS "
70 PRINT
75 PRINT AT 5,3;"UPDATE DATA ENTER U "
80 PRINT AT 7,3;"FORECAST FROM DATA ENTE
   R F "
85 PRINT AT 9,3;"DISPLAY DATA ENTER D "
90 PRINT AT 11,3;"DISPLAY NORMALS ENTER
   N "
92 PRINT AT 13,3;"TO STOP ENTER S "
93 PRINT AT 15,3;"SEARCH DATE ENTER C "
94 PRINT AT 17,3;"CORRECTIONS ENTER M "
95 PRINT AT 20,0;"FUNCTION???"
100 INPUT Y$
105 IF Y$="U" THEN GOTO 135
110 IF Y$="F" THEN GOTO 380
115 IF Y$="D" THEN GOTO 700
120 IF Y$="N" THEN GOTO 900
122 IF Y$="C"THEN GOTO 3000
123 IF Y$="M" THEN GOTO 5000
125 IF Y$="S"THEN STOP
130 GOTO 95
135 CLS
140 PRINT"{11 SPACES}DATA UPDATE"
143 IF L=190 THEN PRINT"FILE FULL"
144 IF L=190 THEN PAUSE 40000
145 IF L=190 THEN GOTO 60
146 PRINT
150 PRINT"ENTER DATE (AS 12-30-82):"
155 INPUT B$(1,1 TO 8)
158 LET L=L+1
160 FOR X=L TO 190
165 LET A$(X,1 TO 2)=B$(1,1 TO 2)
170 LET A$(X,3 TO 4)=B$(1,4 TO 5)
172 LET A$(X,5 TO 6)=B$(1,7 TO 8)
175 PRINT"ENTER HIGH TEMPERATURE (AS +076)"
180 INPUT C$(1,1 TO 4)
185 LET A$(X,7 TO 10)=C$(1,1 TO 4)
190 PRINT"ENTER LOW TEMPERATURE (AS -006)"
195 INPUT D$(1,1 TO 4)
200 LET A$(X,11 TO 14)=D$(1,1 TO 4)
```

If you are serious about personal finance...

- **Budget Forecast** – 26 expense categories
- **Check Entry** – easy data entry – scan & modify 26 major & 36 sub-categories – information block
- **Check Search** – single or multiple parameters – (up to seven) to search entries
- **Tabulations** – detailed expense vs. budget comparisons by month, year-to-date, category
- **Bar Graphs** – screen displays in graph form expenses vs. budget – by month or category – printing with graphic capable printers
- **Check Reconciliation** – fast clearing of resident checks & deposits, complete summary report
- **Checkwriter** – prints your custom checks
- **Printouts** – most popular printers
- **Multi-Colored Graphics • Audio Enhancements**
- **7 Utility Programs • User-Friendly Operation**
- **Easy To Use Instruction Manual • Audit Report**
- **Handsome Tinted Plastic Storage Case**



COMPUTE!
The Leading Magazine Of Home, Educational, And Recreational Computing

In a feature editorial.

"If you want to use a finance system, but don't want to spend several days trying to learn how to use one, then A Financial Wizard by Computari may be just what you need."

"The illustrated manual that comes with this program is clear, direct, and very thorough."

"It appears that this finance system was designed to achieve the best and most comfortable working relationship between the user and the program."

"The check entry routine is the most attractive feature of this finance system. Data prompts are very clear and the category item names are displayed at all times during data entry for your convenience."

"The file search capabilities of this program are superior. You are offered seven ways to look up the checks."

"The system is disk intensive. All data is saved automatically and immediately following all routines that either enter data or modify it."

"Scanning your entries is made possible by pressing START. You can see records very quickly this way."

"This is an excellent finance system – entertaining, accurate, and fun to use."

ANALOG COMPUTING
THE MAGAZINE FOR ATARI COMPUTER OWNERS

Analog Magazine in a comprehensive study of personal finance systems for Atari computers.

"A Financial Wizard from Computari is by far the best of these programs and will be the standard of comparison for the others."

"The check entry mode is easy to use..."

"The way a Financial Wizard handles your tabulations is excellent. You can chart your actual expenses vs. your budget by month, by category or year to date."

"...where it really outshines the rest is in the check reconciliation."

"In effect it gives you your bank statement on the screen, a complete list by month of all your checks and deposits."

"A Financial Wizard has one disk that does everything..."

"Graphics, while really not a factor in the quality of programs of this type, do make your budgeting chores a little more pleasant. Again A Financial Wizard comes out on top."

"Everything about this program is excellent..."

Antic
The ATARI Resource

In a Report from Antic.

"Like most Atarians, I am captivated by the graphic, color and sound capabilities of my machine. Nothing quite discourages me more than to boot up an applications program (personal, business, etc.) and to be presented with the standard graphic 'o' white characters on a blue screen.

Of course the usefulness and effectiveness of a program is of primary importance. However, enhancing the dullest of applications programs with some of Atari's charms, is a great asset. A Financial Wizard, a personal finance program by Computari's Bill McLachlan, is an excellent example of an applications program that integrates many of the Atari's features into a well conceived and executed program."

"The use of color and sound in the data input prompts and error checking routines are so well done that it's quite simple to boot up the disk, follow along with the very clear documentation, and be 'up and running' in short order."

"I give A Financial Wizard high marks in ease of use, documentation and performance. If a disk-based home finance package is in your future, The Wizard should get serious consideration."

Computari's
A Financial Wizard 1.5
The logical choice.

The system is designed for Atari computers having a minimum of 32K and operating from a disk drive. The cost is only $59.95 plus $3 for handling/postage.

If your dealer does not have **A Financial Wizard** . . . Telephone orders are accepted on Mastercharge or Visa credit cards. Mail order must be accompanied by check or money-order or credit card #.

Dealer inquiries invited.

*trademark of Atari Inc.

OK residents ad 4% Tax.

Exclusively thru ON LINE COMPUTER CENTERS of OKC™ (405)751-7925

10944 North May, Oklahoma City, OK 73120

☐ CHECK ENCLOSED ☐ VISA ☐ MASTERCHARGE

NAME (Print)_____

Address _____

City _____

State _____ Zip _____

Card # _____ Exp._____

Signature_____

```
205 PRINT"ENTER BAROMETER (IN INCHES)"
210 INPUT E$(1,1 TO 5)
215 LET A$(X,15 TO 19)=E$(1,1 TO 5)
220 PRINT"ENTER GENERAL WEATHER CONDITIO
    N",,"1=FAIR",,"2=CLOUDY",,"3=RAIN"
223 PRINT,"4=SNOW",,"5=THUNDERSHOWERS",
    "6=SNOW FLURRIES",,"7=HEAVY RAIN"
225 INPUT F$(1,1)
230 LET A$(X,20)=F$(1,1)
235 PRINT"ENTER PRECIPITATION (INCHES)"
240 PRINT"AS: 02.75"
245 INPUT G$(1,1 TO 5)
248 LET A$(X,21 TO 25)=G$(1,1 TO 5)
250 PRINT"SNOWFALL AMOUNT (AS 07)"
255 INPUT H$(1,1 TO 2)
258 LET A$(X,26 TO 27)=H$(1,1 TO 2)
260 CLS
265 PRINT"ENTER WIND DIRECTION AND SPEED
    :"
270 PRINT"USE THIS CODE:","01=N",,"02=NE
    ",,"03=E",,"04=SE",,"05=S",,"06=SW"
273 PRINT,"07=W",,"08=NW"
275 PRINT
280 PRINT"ENTER DIRECTION AND SPEED","AS
     FOUR DIGIT NUMBER ""0312"""
285 INPUT I$(1,1 TO 4)
290 LET A$(X,28 TO 31)=I$(1,1 TO 4)
295 CLS
300 PRINT"DATE: ";A$(X,1 TO 6)
305 PRINT"HI TEMP: ";A$(X,7 TO 10)
310 PRINT"LO TEMP: ";A$(X,11 TO 14)
315 PRINT"BAROMETER: ";A$(X,15 TO 19)
320 PRINT"CONDITIONS: ";A$(X,20)
330 PRINT"PRECIPITATION: ";A$(X,21 TO 25
    )
335 PRINT"SNOWFALL: ";A$(X,26 TO 27)
340 PRINT"WINDS: ";A$(X,28 TO 31)
342 PRINT"USE THIS CODE:","01=N",,"02=NE
    ",,"03=E",,"04=SE",,"05=S",,"06=SW"
343 PRINT,"07=W",,"08=NW"
345 PRINT
350 PRINT"IS THIS CORRECT?"

355 INPUT Z$
360 IF Z$="N" THEN GOTO 135
365 LET L=X
370 IF Z$="Y" THEN CLS
375 IF X$="Y" THEN GOTO 65
380 CLS
385 PRINT"{8 SPACES}FORECAST"
390 PRINT"ENTER BAROMETRIC PRESSURE:"
395 INPUT A
400 PRINT
405 PRINT"IS BAROMETER: ","1. STEADY",,"
    2. SLOW RISE",,"3. RAPID RISE"
406 PRINT ,"4. SLOW FALL",,"5. RAPID FAL
    L"
407 PRINT"RAPID CHANGE IS ANY CHANGE ","
    IN EXCESS OF 0.06 PER HOUR."
410 INPUT B
415 PRINT
420 PRINT"WIND FROM:"
425 PRINT,"1=N",,"2=NE",,"3=E",,"4=SE",,
    "5=S",,"6=SW",,"7=W",,"8=NW"
430 INPUT C
433 CLS
435 IF A>=30.2 AND B=4 AND C>=6 AND C<=8
     THEN GOTO 625
440 IF A>=30.2 AND B=1 AND C>=6 AND C<=8
     THEN GOTO 620
445 IF A>=30.1 AND B=1 AND C>=6 AND C<=8
     THEN GOTO 600
450 IF A>=30.1 AND B=3 AND C>=6 AND C<=8
     THEN GOTO 605
455 IF A>=30.1 AND B=4 AND C>=6 AND C<=8
     THEN GOTO 610
460 IF A>=30.1 AND B=5 AND C>=6 AND C<=8
     THEN GOTO 615
465 IF A>=30.1 AND B=4 AND (C=4 OR C=5)
    THEN GOTO 630
470 IF A>=30.1 AND B=5 AND (C=4 OR C=5)
    THEN GOTO 635
475 IF A>=30.1 AND B=4 AND C>=2 AND C<=4
     THEN GOTO 640
480 IF A>=30.1 AND B=5 AND C>=2 AND C<=4
     THEN GOTO 645
485 IF A>=30.1 AND B=4 AND (C=3 OR C=2)
    THEN GOTO 650
490 IF A>=30.1 AND B=5 AND (C=3 OR C=2)
    THEN GOTO 655
492 IF A<=29.8 AND B=5 AND C>=1 AND C<=3
     THEN GOTO 680
493 IF A<=29.8 AND B=5 AND C>=3 AND C<=5
     THEN GOTO 675
494 IF A<=29.8 AND B=3 THEN GOTO 685
495 IF A<=30.1 AND B=4 AND C<=4 AND C>=2
     THEN GOTO 660
500 IF A<=30.1 AND B=5 AND C<=4 AND C>=2
     THEN GOTO 665
505 IF A<=30.1 AND B=2 AND (C=5 OR C=6)
    THEN GOTO 670
600 PRINT "FAIR, LITTLE CHANGE IN TEMP",
    "FOR NEXT DAY OR TWO."
601 PAUSE 40000
602 GOTO 60
605 PRINT "FAIR TODAY, RAINY AND WARMER"
    ,"WITHIN 48 HOURS"
606 PAUSE 40000
607 GOTO 60
610 PRINT "WARMER, RAIN WITHIN 18 TO 24"
    ,"HOURS"
616 PAUSE 40000
617 GOTO 60
620 PRINT "CONTINUED FAIR WITH LITTLE","
    OR NO CHANGE IN TEMPERATURE"
621 PAUSE 40000
622 GOTO 60
625 PRINT "FAIR AND WARMER FOR NEXT 48 H
    OURS"
626 PAUSE 40000
627 GOTO 60
630 PRINT "RAIN WITHIN 24 HOURS"
631 PAUSE 40000
632 GOTO 60
635 PRINT "WINDY, WITH RAIN WITHIN 12","
    TO 24 HOURS"
636 PAUSE 40000
637 GOTO 60
640 PRINT "RAIN IN 12 TO 18 HOURS"
641 PAUSE 40000
642 GOTO 60
645 PRINT "WINDY AND RAIN WITHIN 12 HOURS"
646 PAUSE 40000
647 GOTO 60
650 PRINT "IN SUMMER WITH LIGHT WINDS: "
    ,"RAIN MAY NOT FALL FOR SEVERAL","DA
    YS"
651 PRINT "IN WINTER: RAIN WITHIN 24 HOU
    RS"
```


A New Word for Ambidextrous
Atari Compatible
ENJOYSTICK
Some people play right-handed. Some people play left. Some people switch in the middle of play. For all those people, TG Products introduces the revolutionary, new ENJOYSTICK™, the ultimate in fast-action control. It features a unique fire-button module that can easily be switched for right or left-handed play.
The ENJOYSTICK is designed to fit comfortably in the hand, utilizing the natural gripping angles for less fatigue during extended play. The self-centering joystick operates very smoothly with high precision control.
The ENJOYSTICK is compatible with the Atari 400/800 and 1200XL, the Atari VCS 2600 Video Game, the Sears Video Arcade, the Commodore 64 and VIC 20 and the NEC PC 6000.
Ask for the ENJOYSTICK at your local dealer or inquire directly to TG Products, 1104 Summit Ave., Suite 110, Plano, Texas 75074 or call (214) 424-8568.
TG PRODUCTS
ENJOYSTICK is a registered trademark of TG Products
Atari 400-800 1200XL and VCS 2600 are trademarks of Atari, Inc.
Sears Video Arcade is a trademark of Sears Roebuck and Co.
Commodore 64 and VIC 20 are trademarks of Commodore Electronics.
NEC PC 6000 is a trademark of NEC Home Electronics (U.S.A.), Inc.

```
652 PAUSE 40000
653 GOTO 60
655 PRINT "IN SUMMER RAIN LIKELY WITHIN"
    ,"12 TO 24 HOURS"
656 PRINT "IN WINTER: RAIN OR SNOW WITH
    INCREASING WINDS"
657 PAUSE 40000
658 GOTO 60
660 PRINT "RAIN FOR NEXT DAY OR TWO"
661 PAUSE 40000
662 GOTO 60
665 PRINT "RAIN, WITH HIGH WINDS FOLLOWE
    D","WITHIN 24 HOURS BY CLEARING "
666 PRINT "AND TURNING COLDER"
667 PAUSE 40000
668 GOTO 60
670 PRINT "CLEARING WITHIN A FEW HOURS,"
    ,"FAIR FOR NEXT SEVERAL DAYS"
671 PAUSE 40000
672 GOTO 60
675 PRINT "SEVERE STORM WARNING","WINDY,
     WITH RAIN OR SNOW IMMINENT"

676 PRINT "FOLLOWED WITHIN 24 HOURS BY",
    "CLEARING AND COLDER"
677 PAUSE 40000
678 GOTO 60
680 PRINT "SEVERE STORM WARNING","SEVERE
     NORTHEAST GALES"

681 PRINT "HEAVY RAIN OR SNOW, FOLLOWED
    IN WINTER BY A COLD WAVE"
682 PAUSE 40000
683 GOTO 60
685 PRINT "CLEARING AND COLDER"
686 PAUSE 40000
687 GOTO 60
700 CLS
705 FOR T=1 TO L
706 SCROLL
710 PRINT A$(T)
720 SCROLL
730 NEXT T
740 PAUSE 200
750 GOTO 60
900 CLS
905 PRINT "{6 SPACES}WEATHER NORMS"

925 PRINT
930 PRINT "{6 SPACES}TEMP
935 PRINT "{2 SPACES}HI LO MO{2 SPACES}R
    AIN{3 SPACES}SNOW"
940 PRINT "J 38 23 30{3 SPACES}2.83
    {4 SPACES}9.1"
945 PRINT "F 41 24 32{3 SPACES}2.70
    {4 SPACES}9.6"
950 PRINT "M 51 31 41{3 SPACES}3.19
    {4 SPACES}6.5"
955 PRINT "A 64 42 53{3 SPACES}3.02
    {4 SPACES}0.3"
960 PRINT "M 75 52 63{3 SPACES}3.61
    {4 SPACES}0.0"
965 PRINT "J 83 61 72{3 SPACES}3.61
    {4 SPACES}0.0"
970 PRINT
975 PRINT "J 87 65 76{3 SPACES}3.61
    {4 SPACES}0.0"
980 PRINT "A 85 63 74{3 SPACES}3.76
    {4 SPACES}0.0"
985 PRINT "S 78 56 67{3 SPACES}3.21
    {4 SPACES}0.0"
990 PRINT "O 67 45 56{3 SPACES}2.82
    {4 SPACES}0.1"
995 PRINT "N 53 35 44{3 SPACES}2.66
    {4 SPACES}2.1"
1000 PRINT "D 40 25 33{3 SPACES}2.94
     {4 SPACES}7.7"
1005 PRINT
1010 PRINT "YR 63 43 53 37.96"
1015 PRINT
1020 PRINT "DATA FROM NWS HBG.,PA."
1025 PRINT "{11 SPACES}ELEVATION 338 FT.
     "
1030 PAUSE 40000
1040 GOTO 60
2000 CLS
2001 FOR I=1 TO 10
2002 PRINT
2003 NEXT I
2005 PRINT "{8 SPACES}WEATHER ANALYSIS "
2040 PAUSE 400
2050 CLS
2055 PRINT "THIS PROGRAM IS DESIGNED TO"
     ,"STORE A LIMITED AMOUNT OF DATA"
2056 PRINT "IN THE FILE PORTION OF THE",
     "PROGRAM. IT IS SUGGESTED"
2057 PRINT "THAT FOR STORAGE OF MORE THA
     N ","SIX MONTHES A WEATHER FILE BE"
2058 PRINT "MAINTAINED."
2060 PRINT
2065 PRINT "THIS PROGRAM WILL OFFER A","
     FORECAST OF EXPECTED LOCAL"
2066 PRINT "WEATHER CONDITIONS, USING","
     BAROMETRIC PRESSURE AND WIND"
2067 PRINT "DIRECTION",,,,"YOU WILL BE S
     URPRISED AT"
2068 PRINT "THE ACCURACY OF THIS METHOD,
     ","YET IT IS BASED ON SOUND"
2069 PRINT "SCIENTIFIC PRINCIPLES."
2070 PRINT
2075 PRINT "PRESS ANY KEY TO CONTINUE"

2080 PAUSE 40000
2085 CLS
2090 RETURN
3000 CLS
3010 PRINT "ENTER DATE (AS 12-05-82)"
3015 INPUT B$(1,1 TO 8)
3018 FAST
3020 LET C$(1,1 TO 2)=B$(1,1 TO 2)
3025 LET C$(1,3 TO 4)=B$(1,4 TO 5)
3030 FOR A=1 TO L

3035 IF C$(1,1 TO 4)=A$(A,1 TO 4) THEN G
     OTO 3050
3040 NEXT A
3042 SLOW
3045 PRINT "DATE NOT FOUND"

3046 PAUSE 40000
3047 GOTO 60
3050 CLS
3055 SLOW
3066 PRINT "DATE: ";A$(A,1 TO 6)
3070 PRINT "HI TEMP: ";A$(A,7 TO 10)
3075 PRINT "LO TEMP: ";A$(A,11 TO 14)
3080 PRINT "BAROMETER: ";A$(A,15 TO 19)
3085 PRINT "CONDITION: ";A$(A,20)
3090 PRINT "PRECIPITATION: ";A$(A,21 TO
     25)
```

```
3095 PRINT "SNOWFALL: ";A$(A,26 TO 27)
4000 PRINT "WINDS: ";A$(A,28 TO 31)
4010 PAUSE 40000
4020 GOTO 60
5000 CLS
5005 PRINT "ENTER DATE TO CHANGE:"
5010 INPUT B$(1,1 TO 8)
5011 LET C$(1,1 TO 2)=B$(1,1 TO 2)
5012 LET C$(1,3 TO 4)=B$(1,4 TO 5)
5015 FAST
5020 FOR N=1 TO L
5025 IF A$(N,1 TO 4)=C$(1,1 TO 4) THEN G
     OTO 5100
5030 NEXT N
5040 SLOW
5050 PRINT "DATE NOT IN FILE"
5055 PAUSE 40000
5060 GOTO 60
5100 CLS
5110 PRINT "ENTER: "
5120 PRINT TAB 5;"DATE (AS 6 DIGITS)","
     {9 SPACES}(120582)"
5125 INPUT A$(N,1 TO 6)
5130 PRINT TAB 5;"HI TEMP"
5135 INPUT A$(N,7 TO 10)
5140 PRINT TAB 5;"LOW TEMP"
5145 INPUT A$(N,11 TO 14)"
5150 PRINT TAB 5;"BAROMETER"
5155 INPUT A$(N,15 TO 19)"
5160 PRINT TAB 5;"CONDITION"
5165 PRINT ,"1. FAIR",,"2. CLOUDY",,"3.
     RAIN",,"4. SNOW",,"5. THUNDERSHOWER
     S"
5167 PRINT ,"6. SNOW FLURRIES","7. HEAVY
      RAIN"
5170 INPUT A$(N,20)
5175 PRINT TAB 5;"RAIN"
5180 INPUT A$(N,21 TO 25)
5185 PRINT TAB 5;"WINDS"
5190 INPUT A$(N,28 TO 31)
5195 PRINT TAB 5;"SNOWFALL"
6000 INPUT A$(N,26 TO 27)
6005 LET X=N
6007 CLS
6010 GOTO 300
```

Program 2:
Weather Forecaster – Microsoft Version

```
5 GOTO 100
7 GOSUB17
8 FORI=1TO4:PRINT:NEXTI:PRINTTAB(3);:RET
  URN
10 PRINT P$;:INPUT B$:IF B$="" THEN 110
12 IFLEN(B$)<>BTHENPRINT"RE-ENTER":FORI=
   1TO200:NEXTI:PRINTP$;:INPUTB$
15 RETURN
17 PRINT"{CLR}":REM ON APPLE, LINE 17 IS
   -17 HOME, ON CC-17 CLS
18 RETURN
20 A$(L)=A$(L)+B$:RETURN
100 DIM A$(365):GOSUB 2000
105 REM NOTE:DIMENSION A$(190) OR LESS F
    OR 16K COLOR COMPUTER IN LINE 100
110 GOSUB 17
112 PRINTTAB(8)"WEATHER ANALYSIS"
115 PRINT:PRINT:PRINTTAB(4)"TO LOAD DATA
    :{2 SPACES}ENTER L"
120 PRINTTAB(4)"UPDATE DATA: ENTER U"
130 PRINTTAB(4)"FORECAST FROM DATA: ENTE
    R F"
140 PRINTTAB(4)"DISPLAY DATA: ENTER D"
150 PRINTTAB(4)"DISPLAY NORMALS: ENTER N
    "
160 PRINTTAB(4)"TO MEMORIZE: ENTER M"
170 PRINTTAB(4)"SEARCH DATA: ENTER S"
180 PRINTTAB(4)"CORRECTIONS: ENTER C"
190 PRINTTAB(4)"TO QUIT: ENTER Q"
200 PRINT:INPUT"CHOICE ";Y$
221 IF Y$="U" THEN 250
222 IF Y$="F" THEN 400
223 IF Y$="D" THEN 700
224 IF Y$="N" THEN 900
225 IF Y$="S" THEN 1250
226 IF Y$="C" THEN 1500
227 IF Y$="M" OR Y$="L" THEN 3000
228 IF Y$="Q" THEN 2600
230 GOTO 200
250 GOSUB 17
255 PRINTTAB(11)"DATA UPDATE"
257 PRINT"ENTER:"
260 L=L+1
270 PRINT:P$="DATE (AS 01-05-83):":B=8:G
    OSUB 10
275 A$(L)=LEFT$(B$,2)+MID$(B$,4,2)+RIGHT
    $(B$,2)
285 P$="HI TEMP (AS +076):":B=4:GOSUB 10
    :GOSUB 20
290 P$="LOW TEMP (AS -006):":GOSUB 10:GO
    SUB 20
295 P$="BARO. PRES (AS 30.15):":B=5:GOSU
    B 10:GOSUB 20
300 PRINT:PRINT"GENERAL WEATHER CONDITIO
    NS:":PRINT"1= FAIR";
305 PRINTTAB(18)"2= CLOUDY":PRINT"3= RAI
    N";TAB(18)"4= SNOW"
310 PRINT"5= THUNDERSHOWERS";TAB(18)"6=
    FLURRIES"
315 PRINT"7= HEAVY RAIN"
320 P$="":B=1:GOSUB10:GOSUB20
325 PRINT:P$="PRECIP(INCHES-AS 02.75):":
    B=5:GOSUB10:GOSUB20
330 GOSUB 17
335 PRINT"ENTER:":PRINT:P$="SNOWFALL AMT
     (AS 07):":B=2:GOSUB10:GOSUB20
346 PRINT:PRINT"FOR WIND DIRECTION AND S
    PEED,"
350 PRINT"USE THIS CODE:":PRINT"01=N"TAB
    (12)"02=NE"TAB(24)"03=E"
355 PRINT"04=SE"TAB(12)"05=S"TAB(24)"06=
    SW":PRINT"07=W"TAB(12)"08=NW"
360 PRINT:PRINT"ENTER DIRECTION AND SPEE
    D AS A 4"
362 P$="DIGIT NUMBER-AS 0312:":B=4:GOSUB
    10:GOSUB20
365 GOSUB 17
366 PRINT:PRINT"DATE: ";LEFT$(A$(L),6):P
    RINT"HI TEMP: ";MID$(A$(L),7,4)
370 PRINT"LOW TEMP: ";MID$(A$(L),11,4)
372 PRINT"BAROMETRIC PRESSURE: ";MID$(A$
    (L),15,5)
375 PRINT"CONDITIONS: ";MID$(A$(L),20,1)
376 PRINT"PRECIPITATION: ";MID$(A$(L),21
    ,5)
380 PRINT"SNOWFALL: ";MID$(A$(L),26,2):P
    RINT"WINDS: ";MID$(A$(L),28,4)
385 PRINTTAB(3)"RECALL THE CODE: ":PRINT
    "01=N"TAB(8)"02=NE"TAB(16)"03=E";
386 PRINTTAB(24)"04=SE":PRINT"05=S"TAB(8
    )"06=SW"TAB(16)"07=W"TAB(24)"08=NW"
```

```
387 IF D=1 THEN RETURN
390 PRINT:INPUT"IS THIS CORRECT (Y/N) ";
    B$:IF B$="N" THEN 270
392 IF C=1 THEN RETURN
395 GOTO110
400 GOSUB 17
401 PRINTTAB(12)"FORECAST":PRINT:PRINT"E
    NTER:"
405 PRINT:INPUT"BAROMETRIC PRESSURE: ";A
    $:A=VAL(A$)
406 IF A$="" THEN 110
410 PRINT:PRINT:PRINT"IS BAROMETER ?":PR
    INT"1.STEADY"TAB(16)"2.SLOW RISE"
411 PRINT"3.RAPID RISE"TAB(16)"4.SLOW FA
    LL":PRINT"5.RAPID FALL"
412 PRINT:PRINT"(RAPID CHANGE IS ANY CHA
    NGE IN"
413 PRINT"EXCESS OF .06 PER HOUR.)":INP
    UTB$:B=VAL(B$):IFB$=""THEN 110
417 GOSUB17:PRINT"WIND FROM: ?":PRINT"1=
    N","2=NE","3=E":PRINT"4=SE","5=S",
418 PRINT"6=SW":PRINT"7=W","8=NW"
425 INPUT C$:C=VAL(C$):IF C$=""
    {2 SPACES}THEN 110
430 IFA>=30.2ANDB=4ANDC>=6ANDC<=8THEN625
440 IFA>=30.2ANDB=1ANDC>=6ANDC<=8THEN620
445 IFA>=30.1ANDB=1ANDC>=6ANDC<=8THEN600
450 IFA>=30.1ANDB=3ANDC>=6ANDC<=8THEN605
455 IFA>=30.1ANDB=4ANDC>=6ANDC<=8THEN610
460 IFA>=30.1ANDB=5ANDC>=6ANDC<=8THEN615
465 IFA>=30.1ANDB=4AND(C=4ORC=5)THEN630
470 IFA>=30.1ANDB=5AND(C=4ORC=5)THEN635
475 IFA>=30.1AND B=4ANDC>=2ANDC<=4THEN64
    0
480 IF A>=30.1ANDB=5ANDC>=2ANDC<=4THEN64
    5
485 IFA>=30.1ANDB=4AND(C=2ORC=3)THEN650
490 IFA>=30.1ANDB=5AND(C=2ORC=3)THEN655
492 IFA<=29.8ANDB=5ANDC>=1ANDC<=3THEN680
493 IFA<=29.8ANDB=5ANDC>=3ANDC<=5THEN675
494 IF A<=29.8ANDB=3THEN 685
495 IFA<=30.1ANDB=4ANDC>=2ANDC<=4THEN660
500 IFA<=30.1ANDB=5ANDC>=2ANDC<=4THEN665
505 IFA<=30.1ANDB=2AND(C=5ORC=6)THEN670
600 GOSUB7:PRINT"FAIR, LITTLE CHANGE IN
    TEMP":PRINT"FOR NEXT DAY OR ";
601 PRINT"TWO.":GOTO 690
605 GOSUB7:PRINT"FAIR TODAY, RAINY AND W
    ARMER":PRINT"WITHIN 48 HOURS.":GOTO6
    90
610 GOSUB7:PRINT"WARMER, RAIN WITHIN 24
    TO 36":PRINT"HOURS.":GOTO690
615 GOSUB7:PRINT"WARMER, RAIN WITHIN 18
    TO 24":PRINT"HOURS.":GOTO690
620 GOSUB7:PRINT"CONTINUED FAIR WITH LIT
    TLE OR"
621 PRINT"NO CHANGE IN TEMPERATURE.":GOT
    O690
625 GOSUB7:PRINT"FAIR AND WARMER FOR NEX
    T 48":PRINT"HOURS.":GOTO 690
630 GOSUB7:PRINTTAB(3)"RAIN WITHIN 24 HO
    URS.":GOTO 690
635 GOSUB7:PRINT"WINDY, WITH RAIN WITHIN
     12 TO":PRINT"24 HOURS.":GOTO690
640 GOSUB7:PRINTTAB(3)"RAIN IN 12 TO 18
    HOURS.":GOTO 690
645 GOSUB7:PRINT"WINDY AND RAIN WITHIN 1
    2 HRS.":GOTO 690
650 GOSUB7:PRINT"IN SUMMER WITH LIGHT WI
    NDS:":PRINT"RAIN MAY NOT FALL FOR ";
651 PRINT"DAYS.":PRINT:PRINT"IN WINTER:
    RAIN WITHIN 24 HOURS.":GOTO 690
655 GOSUB7:PRINT"IN SUMMER: RAIN LIKELY
    WITHIN":PRINT"12 TO 24 HOURS."
656 PRINT:PRINTTAB(4)"IN WINTER: RAIN OR
     SNOW WITH":PRINT"INCREASING WINDS."
657 GOTO 690
660 GOSUB7:PRINTTAB(3)"RAIN FOR NEXT DAY
     OR TWO.":GOTO 690
665 GOSUB7:PRINT"RAIN WITH HIGH WINDS FO
    LLOWED":PRINT"WITHIN 24 HOURS BY ";
666 PRINT"CLEARING AND":PRINT"COOLER TEM
    PERATURES.":GOTO690
670 GOSUB7:PRINT"CLEARING WITHIN A FEW
    {2 SPACES}HOURS.":PRINT"FAIR FOR NEX
    T SEVERAL";
671 PRINT" DAYS.":GOTO690
675 GOSUB7:PRINT"SEVERE STORM WARNING.
    {2 SPACES}WINDY, ":PRINT"WITH RAIN O
    R SNOW ";
676 PRINT"IMMINENT FOL-":PRINT"LOWED WIT
    HIN 24 HRS BY CLEARING"
677 PRINT"AND COLDER.":GOTO690
680 IF A>=30.1ANDB=5ANDC>=2ANDC<=4THEN64
    5
681 PRINT"HEAVY RAIN OR":PRINT"SNOW FOLL
    OWED IN WINTER BY A":PRINT"COLD WAVE
    ."
682 GOTO690
685 GOSUB 7:PRINTTAB(8)"CLEARING AND COL
    DER."
690 FORI=1 TO6:PRINT:NEXTI:GOSUB 2500:GO
    TO 110
700 GOSUB 17
701 D=1:IF L=0THEN 708
703 X=L:FORI=1TOX:L=I:GOSUB365:PRINT:INP
    UT"INPUT C TO CONTINUE ";C$
705 IF C$<>"C" THEN I=X
706 PRINT:NEXTI:L=X:D=0:GOTO110
708 D=0:PRINT"NO DATA FOUND.":FORT=1TO20
    00:NEXTT:GOTO110
900 GOSUB 17
902 PRINT:PRINTTAB(9)"WEATHER NORMS"
905 PRINT:PRINTTAB(4)"TEMP"
910 PRINTTAB(2)"HI LO MO{2 SPACES}RAIN
    {3 SPACES}SNOW"
915 PRINT:PRINT"J 38 23 30{2 SPACES}2.83
    {3 SPACES}9.1":PRINT"F 41 24 32
    {2 SPACES}2.70{3 SPACES}9.6"
920 PRINT"M 51 31 41{2 SPACES}3.19
    {3 SPACES}6.5":PRINT"A 64 42 53
    {2 SPACES}3.02{3 SPACES}0.3"
930 PRINT"M 75 52 63{2 SPACES}3.61
    {3 SPACES}0.0":PRINT"J 83 61 72
    {2 SPACES}3.61{3 SPACES}0.0"
935 PRINT:PRINT:INPUT"INPUT C FOR REST O
    F YEAR";C$:GOSUB 17
937 PRINTTAB(2)"HI LO MO{2 SPACES}RAIN
    {3 SPACES}SNOW"
940 PRINT:PRINT"J 87 65 76{2 SPACES}3.61
    {3 SPACES}0.0":PRINT"A 85 63 74
    {2 SPACES}3.76{3 SPACES}0.0"
950 PRINT"S 78 56 67{2 SPACES}3.21
    {3 SPACES}0.0":PRINT"O 67 45 56
    {2 SPACES}2.82{3 SPACES}0.1"
955 PRINT"N 53 35 44{2 SPACES}2.66
    {3 SPACES}2.1":PRINT"D 40 25 33
    {2 SPACES}2.94{3 SPACES}7.7"
960 PRINT:PRINT"YR 63 43 53 37.96 35.4"
970 PRINT:PRINTTAB(2)"DATA FROM NWS HBG.
```

```
,P.A.":PRINTTAB(2)"ELEVATION 338 FT.
"
980 PRINT:GOSUB 2500:GOTO 110
1250 GOSUB 17
1251 PRINT:PRINTTAB(8)"SEARCH DATE":D=1
1260 PRINT:PRINT:PRINT"ENTER DATE TO FIN
     D:":P$="(AS 01-05-83) "
1265 B=8:GOSUB10:C$=LEFT$(B$,2)+MID$(B$,
     4,2)
1270 X=L:FORI=1TOL:IFC$=LEFT$(A$(I),4)TH
     ENFL=1:T=I:I=L:NEXTI:L=T:GOSUB365:D
     =0
1273 IF FL=1 THENFL=0:L=X:GOSUB2500:GOTO
     110
1275 NEXT I:PRINT:PRINT"DATE NOT FOUND":
     GOTO 690
1500 GOSUB 17
1505 PRINTTAB(11)"CORRECTIONS":C=1
1510 PRINT"ENTER DATE TO CHANGE:":P$="(A
     S 01-05-83) "
1512 B=8:GOSUB10:C$=LEFT$(B$,2)+MID$(B$,
     4,2)
1570 X=L:FORI=1TOL:IFC$=LEFT$(A$(I),4)TH
     ENFL=1:T=I:I=L:NEXTI:L=T:GOSUB275
1571 IF FL=1 THEN FL=0:L=X:GOSUB2500:GOT
     O110
1575 NEXTI:PRINT:PRINT"DATE NOT IN FILE"
     :GOTO690
2000 GOSUB 17
2005 FORI=1TO8:PRINT:NEXTI:PRINTTAB(8)"W
     EATHER ANALYSIS":FORI=1TO1000:NEXTI
2010 PRINT"{CLR}":REM APPLE-2010 HOME, O
     N CC-2010 CLS
2020 PRINTTAB(4)"THIS PROGRAM IS DESIGNE
     D TO"
2030 PRINT"STORE ON DISK OR TAPE A YEAR'
     S":PRINT"WORTH OF DATA IN THE FILE"
     ;
2035 PRINT" EN-":PRINT"TITLED 'WEATHER F
     ILE'. IT IS"
2037 PRINT"SUGGESTED THAT FOR STORAGE OF
     ":PRINT"MORE THAN ONE YEAR OF DATA,
      A"
2040 PRINT"SEPARATE WEATHER RECORD BE MA
     IN-":PRINT"TAINED."
2055 PRINT:PRINTTAB(4)"THIS PROGRAM WILL
      OFFER A "
2060 PRINT"FORECAST OF EXPECTED WEATHER"
     :PRINT"CONDITIONS USING BAROMETRIC"
2100 PRINT"PRESSURE AND WIND DIRECTION."
2130 PRINT:GOSUB2500:RETURN
2500 INPUT"{3 SPACES}INPUT C TO CONTINUE
     ";C$:RETURN
2600 GOSUB 17:FORI=1TO9:PRINT:NEXTI:PRIN
     T"HAS THE DATA BEEN"
2610 INPUT"MEMORIZED (Y/N)";H$:IFH$="N"T
     HEN110
2620 END
2999 REM BE SURE TO INCLUDE PROG 3,4, OR
      5 AS NEEDED BEGINNING AT LINE 3000
```

Program 3:
64 And PET (40 or 80 column) Data Storage Routine

```
3000 REM C64, PET(40 OR 80 COLUMN) CASSE
     TTE AND DISK FILE HANDLING ROUTINE
3002 PRINT"{CLR}":FORI=1TO4:PRINT:NEXTI:
     INPUT"DISK OR CASSETTE (D/C) ";E$
3004 IFE$<>"D"ANDE$<>"C"THEN3002
3005 IFE$="D"THEN3020
3010 F$="WEATHER FILE":D1=0:G$="":GOTO30
     40
3020 F$="00:WEATHER FILE":D1=1
3040 IFY$="M"THEN3080
3050 IFD1=1THENG$=",S,R"
3060 OPEN1,1+7*D1,8*D1,F$+G$:GOSUB3100
3070 INPUT#1,L:FORI=1TOL:INPUT#1,A$(I):N
     EXTI:GOSUB3100:CLOSE1:GOSUB3100:GOT
     O110
3080 IFD1=1THENG$=",S,W"
3085 OPEN1,1+7*D1,1+7*D1,F$+G$:GOSUB 310
     0
3090 PRINT#1,L:FORI=1TOL:PRINT#1,A$(I):N
     EXTI:GOSUB3100:CLOSE1:GOSUB3100:GOT
     O110
3100 IF O=0 THEN OPEN 15,8,15:O=1
3103 INPUT#15,A,B$,C,D:IF A THEN PRINT A
     ,B$,C,D:STOP
3110 RETURN
```

Program 4:
Color Computer Data Storage Routine

```
3000 REM COLOR COMPUTER CASSETTE LO
     AD AND SAVE ROUTINE
3010 PRINT"PLACE WEATHER FILE TAPE
     IN":PRINT"THE RECORDER AND REW
     IND."
3020 IF Y$="L" THEN 3070
3030 PRINT:PRINT"PRESS RECORD AND P
     LAY":INPUT"PRESS <ENTER> WHEN
     READY";C$
3040 OPEN"O",#-1,"WEATHER FILE"
3050 PRINT #-1,L:FORI=1TOL:PRINT #-
     1,A$(I):NEXTI
3060 CLOSE #-1:GOTO110
3070 PRINT:PRINT"PRESS PLAY, PLEASE
     "
3080 INPUT"PRESS <ENTER> WHEN READY
     ";C$
3090 OPEN"I", #-1,"WEATHER FILE"
3100 INPUT #-1,L:FORI=1TOL:INPUT #-
     1,A$(I):NEXT I
3110 CLOSE #-1:GOTO110
```

Program 5:
Apple Data Storage Routine

```
3000  REM  APPLE DISK SAVE OR LOAD
3010  HOME : PRINT
3015  ONERR  GOTO 3200
3020 D$ =  CHR$ (4)
3022  PRINT D$;"OPEN WEATHER FILE": IF
     Y$ = "M" THEN 3040
3024  PRINT D$;"READ WEATHER FILE"
3026  INPUT L: FOR I = 1 TO L: INPUT A$
     (I): NEXT I
3030  GOTO 3060
3040  PRINT D$;"WRITE WEATHER FILE"
3050  PRINT L: FOR I = 1 TO L: PRINT A$
     (I): NEXT I
3060  PRINT D$;"CLOSE WEATHER FILE": POKE
     216,0: GOTO 110
3200  HOME : VTAB 5: PRINT "ERROR # "; PEEK
     (222);" OCCURRED AT LINE "; PEEK (
     219) * 256 +  PEEK (218)
3210  VTAB 10: PRINT "HINT: HAVE YOU PR
     EVIOUSLY SAVED THE": PRINT "DATA F
     ILE TO DISK?"
3220  PRINT D$;"CLOSE WEATHER FILE": GOTO
     690
```

©

Questions Beginners Ask

Tom R. Halfhill, Features Editor

Are you thinking about buying a computer for the first time, but don't know anything about computers? Or maybe you just purchased a computer and are still a bit baffled. Each month in this column, **COMPUTE!** *will tackle some questions commonly asked by beginners.*

Q I keep seeing printers and computers advertised with features such as "full ASCII character set" or "ASCII keyboard," etc. What does ASCII mean?

A ASCII stands for "American Standard Code for Information Interchange." Basically, it's a way of encoding characters (letters, numbers, punctuation, special symbols) into standardized numbers that can be understood by any computer or computer device. ASCII was invented to allow all types of computers, terminals, keyboards, printers, modems, disk drives, and other peripherals to easily communicate with each other. It's like the "Morse code" for computing.

The "ASCII character set" is a table of all the letters, numbers, punctuation marks, and other symbols that any computing device might need to communicate with another. Each character in the ASCII table is represented by a number ranging from 0 to 127. For instance, the ASCII code number for the letter "A" is 65; the code for the number "0" is 48; the code for an exclamation mark ("!") is 33. (Many computer manuals and books have an appendix with a table of the ASCII codes.)

When a computer sends something to be printed on a printer, for example, the characters are converted to ASCII numbers by the computer, transmitted along the printer cable, and then recognized by the printer as the original characters. Thus, when a printer is advertised as having a "full ASCII character set," it means the printer is capable of recognizing and printing any standard ASCII character.

Likewise, a "standard ASCII keyboard" means that the computer or terminal keyboard can type any ASCII character. This is especially important for computers or terminals that will be used for telecomputing (hooking up to distant computers over telephone lines). Some of the ASCII codes are "control codes" – they transmit a command encoded as a character. For example, the ASCII code "7" stands for "bell." It rings a built-in bell or buzzer found on most computers and terminals. ASCII code "13" means "carriage return" and is like pressing the RETURN or ENTER key on the keyboard.

The subject of character codes can become very complicated, because even computers which have ASCII keyboards and which communicate with outside devices in ASCII do not necessarily use ASCII internally.

Atari computers, for example, use ASCII for letters and punctuation, but deviate from ASCII for the control codes – such as 155 for carriage return (versus 13 in true ASCII) and 253 for the bell, as opposed to ASCII's 7.

Commodore computers send control characters as ASCII, but the codes for the lowercase alphabet (normally 97-112) are offset by 64. This can cause problems when you try to hook up a standard ASCII printer (usually upper- and lowercase come out reversed).

Apple computers use true ASCII and can even send lowercase, although you can't display lowercase on an unmodified Apple II. Both the Texas Instruments TI-99/4A and the TRS-80 Color Computer use true ASCII.

Any computer can be made to send and receive true ASCII with a hardware or software interface. That's one of the functions of "terminal software" in telecomputing: a special program translates the computer's output to universal ASCII.

Q What exactly is a "port," as in "user port," or "serial port," or "input/output port"?

A A "port" is simply a slot or a jack on a computer where external devices may be plugged in. It's similar to the jacks on a stereo receiver which allow you to add on speakers, tape decks, turntables, and other accessories.

There are many different types of ports, and often they are incompatible among different computers. That's one reason why you can't plug an Apple disk drive directly into a Commodore 64, or an Atari cassette recorder into a VIC-20.

However, some standards have been established for ports, at least unofficially. The two main types of input/output ports are known as "serial" and "parallel." In personal computing, the prevailing standard for serial ports is the "RS-232C" interface; for parallel ports, it's the "Centronics" interface. Most computers have one or sometimes both of these ports. Those which do not, require an additional adapter or interface box to make them compatible with the wide range of external devices designed to work with these interfaces.

The "user port" on Commodore 64 and VIC-20 computers can be used as both a serial and a parallel port for input/output. As a serial port, it fits almost all of the RS-232C standards. As a parallel port, it does not conform to the Centronics standard, but can be used for similar purposes.

Another type of port familiar to home computerists is the joystick port. The Atari-type joystick port seems to have become the de facto industry standard. It is found on the Atari 2600 VCS game machine, the Atari 400/800/1200XL computers, the Commodore 64 and VIC-20, and several other home computers introduced within the past year. Although most commonly used as an input port (joysticks, paddles, and light pens), this controller port also is capable of output. Some Atari users even wire two of their joystick ports together to make a parallel port for a printer. ©

Large Selection – BIG Savings



Radio Shack DMP200 $599



CITOH Prowriter $375
CITOH Prowriter II $710



Okidata 92 $510
Okidata 82A $399



Smith Corona TPI Daisy Wheel $495

Radio Shack DW11	$1715	Epson MX80	Call
Radio Shack DWP410	1320	Epson FX80	Call
Radio Shack DMP120	410	Epson MX100	Call
Radio Shack DMP200	599	Okidata 82A	399
Radio Shack DMP2110	1779	Okidata 92	510
Radio Shack CGP115	199	Okidata 93	859
Smith Corona TPI	495	Okidata 83	655
Silver Reed EXP550	679	Okidata 84	999
		CITOH Prowriter	$375
		Star Gemini 10	319

Full complement of Radio Shack Computers: Hardware & Software

Color Computer 16K w/extended basic	255
Color Computer 32-64K w/extended basic	345
Model IV 16K	849
Model IV 64K 2 drives & RS232 L	1699
Model 100 8K	679
Model 100 24K	835

TOLL FREE 1-800-343-8124
Write for FREE catalog
computer plus
P.O. Box 926 • 480 King St. • Littleton, MA 01460

LEARN TO TYPE OR GET BLOWN TO BITS.



MasterType™ makes typing a blast.

Now there's a typing program for the Apple II, Atari and IBM PC that dares to be fun. And it's soon to be available for the VIC-20. It's MasterType. A combination of fast-action blow 'em up video games with the best instructional programs available. The result? Highly motivating and enjoyable learning.

MasterType earns a ten-gun salute.

Infoworld was impressed by MasterType's ability to teach and entertain. They wrote:

"MasterType is an excellent instructional typing game. We had fun reviewing it, and we highly recommend it to those who want to learn typing in an unconventional but motivating way."

Infoworld also went on to rate MasterType as "excellent" in all four of its categories.

MasterType teaches your fingers to fly.

MasterType. With 18 explosive learning levels, you'll either learn to type or get blown apart.

39.95. (49.95 for the IBM PC).

All require disk drive:
32K for Atari,
48K for Apple II,
64K for IBM PC.

MasterType
Lightning Software ©
P.O. Box 11725, Palo Alto, CA 94306
(415) 327-3280

Part II

Constructing The Ideal Computer Game

Orson Scott Card, Editor, COMPUTE! Books

Last month, in Part I, we explored the general notion of the ideal, involving computer game. This article now concludes with some hands-on, specific programming for an Atari version of the example game.

Laying Track At The Expert Level

If you are playing the expert game, there are a lot of track-laying options open to you, for you are allowed to create switches.

Simple Switches. To create switches, *hold down the joystick button* when you push or pull the joystick. You will get the following results.

If, with the button held down, you push the joystick in the direction that would normally lay a straight track unit, a Y-switch will be laid:

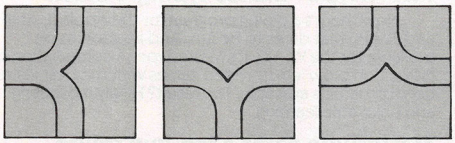

push right **push straight ahead** **pull toward you**

If, with the button held down, you push the joystick in the direction that would normally curve the track to one side or the other, one spur of the switch will go straight ahead, while the other spur will curve in the direction you pushed.

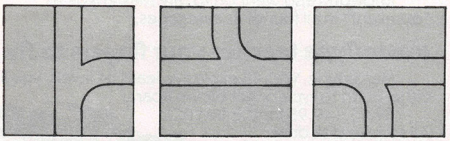

push right **push straight ahead** **pull toward you**

Laying Complex Switches. The most complicated switching operation is when you want the track to branch *from* another direction. If, with the button held down, you push the joystick back in the direction you came from, which would normally let you re-lay the last track unit, a low hum comes from the television.

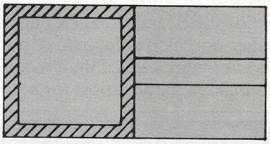

Push the button and then push the joystick back in the direction you came from.

While that low hum is sounding, the program will wait for you to push the joystick in one of the three valid directions (straight or curved to either side). The new switch will branch *from* whatever direction you chose.

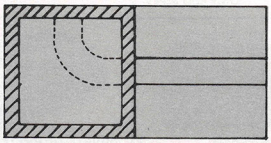

push straight ahead

Now a high-pitched sound will come from the television. This means that the program is waiting for you to choose one of the two remaining valid directions. The switch will branch *toward* the direction you choose.

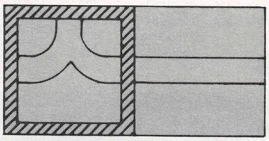

push left

GO WITH THE WINNER

If you wanted to bet on the horses, you'd get advice from somebody who'd been a success at betting on the horses.

So it's only reasonable to demand that the blackjack program you buy be one with a PROVEN system from a PROVEN winner at blackjack. Not from some anonymous programmer who can't change the filter in his coffee-maker. Not from some Sunday afternoon sports analyst, but from a man whose "Winningest System" earned him appearances on CBS Television's *60 Minutes* — and a penthouse in Las Vegas. Ken Uston.

Now, Ken Uston and Intelligent Statements™ can help make you a winner three ways — three ways that add up to make *Ken Uston's Professional Blackjack* truly the winningest blackjack program ever!

WINNING FEATURE #1
An Unbelievable Program

Ken Uston's Professional Blackjack is a real winning program, with features unavailable on any other program at any other price. It's the most complete and realistic blackjack game money can buy. You'll meet the same playing opportunities that you'd face at a real blackjack table — at your choice of over 70 Nevada and Atlantic City casinos, each with its own set of rules and variations. Or you can create your own casino, manipulating sixteen different game variables to produce an unbelievable 39,813,120 different playing situations. Select the number of decks in the shoe, vary the dealing speed, and much, much more. And all your data is accurately displayed, so you can play the strategy you like and get the feedback you need to win.

A Teaching System for Winners

Ken Uston's Professional Blackjack is the most thorough and authoritative teaching system you can buy. Now you can learn all of Ken Uston's computer-optimized card-counting strategies, from basic to advanced levels. Menu-driven interactive drills — augmented by superb documentation — lead you through each skill level. At any point you can choose to see accurate running counts, continuous statistical evaluations, discard deck totals and instructional prompts, complete with sound effects. So you develop and refine the skills you need to WIN BIG.



WINNING FEATURE #2
An Unbelievable Free Offer

In the package containing this winning program, we'll include, absolutely free, a coupon that entitles you to a free copy of *Million Dollar Blackjack*, Ken Uston's authoritative text on the game of blackjack — an $18.95 value! This book fully describes the blackjack system that won Ken Uston a reputation as the world's foremost blackjack player and rocketed him to nationwide fame in his appearances on *60 Minutes*. This is the system that made Uston such a threat to casinos that he's been barred from their playing tables — and it's implemented fully in this program and described in-depth in this book. If you want to investigate the reasoning behind the winningest blackjack system ever designed, this book is a must. If you want to LEARN the system, quickly and painlessly, this program is a must. We're offering you both — at a winning price.



IBM PC* REQUIREMENTS: 48K RAM, disk drive, PC-DOS*, 80-character display. Color and monochrome versions supplied with each package.
APPLE II** REQUIREMENTS: DOS 3.3, 48K RAM, disk drive, 40-character display.
OSBORNE 1™ REQUIREMENTS: Standard Osborne 1 package.
ATARI** 400/800/1200 REQUIREMENTS: 48K RAM and one disk drive.
*Display shows actual photograph of IBM PC version. Apple and Atari color graphics and Osborne monochrome graphics are similar. Versions for TRS-80** and other brands will be available shortly.*

WINNING FEATURE #3
An Unbelievably Low Price

The price for the winningest blackjack system ever is a winner, too. Including the software, the coupon and thorough documentation, *Ken Uston's Professional Blackjack* is an amazingly low $69.95. There are other programs that cost less and offer less. There are other programs that cost more and still offer less. This program is the winner, hands down.

Don't bet your money on losers. Play the system that made Ken Uston the world's winningest blackjack player. Only from Intelligent Statements. Try your dealer — or, if he doesn't have it, call 1-800-334-5470 today.

Be a winner with Intelligent Statements™ software.

intelligent statements™

GROWN-UP GAMEWARE

*IBM PC and PC DOS are trademarks of IBM. **Apple, Osborne, Atari and TRS-80 are trademarks of Apple Computer, Inc., Osborne Computer Corp., Atari Inc., and Tandy Corp., respectively

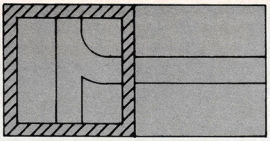

pull toward you

The high-pitched sound will end. You can then change your mind, of course, and lay a different switch or a simple track unit – nothing is definite until you push START. But while those tones are sounding, you can choose only valid switching options, until you have completed the switch.

As you can see, there are only three possible switches – a left switch, a right switch, and a Y-switch. All switch units are laid by pressing down the button while moving the joystick. Only when you want a switch to branch *from* another direction does it take more than one step to lay a switch unit.

This sounds harder, and it is – but it also gives you more freedom when you come to track you have already laid. You still can do only crossovers and curved bypasses of the other player's track, but you can now *join* the spur you are working on to another segment of your own track.

For instance, say you are laying a unit of track in the square shown below.

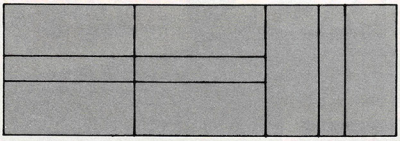

new track **your old track**

At the beginner level, you could lay only a straight unit, creating a crossover. But at the expert level, you can also choose a left curve or a right curve, which would create one of the following switches:

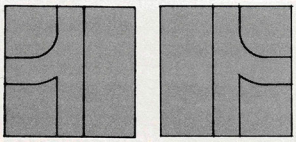

left curve **right curve**

Please notice that you don't have to push a button to create one of these switches. In fact, the program will ignore the button if you are about to cross an existing track segment, for each switch can only branch into two spurs.

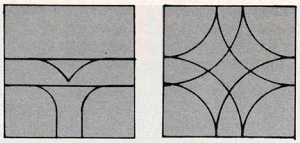

illegal switches

This means that every switch that creates a new spur must end with a switch that rejoins the spur to the main line.

To keep things from getting too cluttered in your layout, you can create a total of only eight switch-pairs if you are playing alone, or four switch-pairs for each player in a two-player game. So if you try to push the button to create a ninth (or fifth) switch, the program will ignore the button.

Play Options

How can you tell a spur from the main line? The only difference is the way the spur *ends*. If the spur ends by joining directly to the beginning of the very first track unit laid, it is the main line. If the spur ends by creating a switch to join it to any track segment, then that spur is *not* the main line.

"Railroader" keeps track of how many spurs there are, and will not let you join the last spur back to the main line with a switch, unless you have already joined the main line back to the first track unit. And if you press OPTION with any spurs left open, without being joined back to the main line, Railroader will automatically make one spur the main line by joining it to the first track segment, and then will join all the other spurs to the nearest segment of the main line by using switches.

- *Choosing Which Spur to Build On.* When you have more than one spur, of course, you get to decide *which* spur you are adding to. You do this by pressing the SELECT button at the beginning of your turn. Railroader remembers the location of every uncompleted spur end, and each time you press SELECT the cursor moves from one spur end to the next. Even if you have already laid a track unit in that turn, but have not yet pressed START, you can press SELECT and Railroader will erase the unit you just laid, then move the cursor square to the end of the next uncompleted spur.

- *Crossovers and Bypasses.* Just because you *can* join one track to another with switches at the expert level doesn't mean you have to. You can still create a crossover or curving bypass by pushing the joystick in the direction that would normally lay those track units.

- *Erasing with Switches.* What about erasing track units by pushing the joystick back in the

FUTURSOFT, INC.
PRESENTS

DUNJEONLORD



Futursoft presents the world's finest computer games with state-of-the-art graphics and sound. We use the new hi-speed 16K or 32K ROMAX EPROM CARTRIDGE which can upgrade an Atari 400, 800, 1200 with 16K, a TI 99/4A, or a VIC 20 to give you the same quality which up to now has only been available to those with disc supported systems. DUNJEONLORD. The first of Dunjeonlord series will contain more than 400 hexagonal screens. It is the ultimate role playing adventure computer simulation from the makers of Fantasy Land 2041 AD. Complete with dungeons, wizards, warriors and dragons. Hires graphics, animation, full color and sound.



ORDER NOW!

Call: (800) 824-5113 phones open 24 hrs., 7 days a week
(in California (800) 779-0972)

OR SEND $39.95 cartridge OR $29.95 disc TO

2891 Wipperwill Dr. - Morgan Hill, Ca. 95037

Plus $2 postage & handling. Ca. Residents add 6.5% sales tax

2 MORE GREAT GAMES - MISTS OF VENUS - NAM
$39.95 cartridge and $29.95 disc for each game

FOR YOUR
ATARI ™
400 - 800 - 1200
VIC ™
TI ™
Atari, Vic and TI are all trademark names.

direction you came from? You can still do that, but when you come to a switch, Railroader will not let you erase it until you have erased all of *both* spurs leading away from that switch. When you have erased all of one spur, up to the switch, then push SELECT until you are at the uncompleted end of the other spur, and erase that line of track up to the switch. Now Railroader will let you erase the switch. (*Notice*, though, that this works only if the spur has not been completed. If you come to a switch whose other end is already joined to the main line, pushing SELECT won't get you to the uncompleted end of that spur, since it *has* no uncompleted end.)

● *Illegal Moves.* Now that you can use switches to join onto existing lines of track, there are fewer illegal moves to worry about, right? Unfortunately, it isn't so. You *still* can't join your spur to the other player's track. And now you can't cross over or bypass any track unit that contains a switch, either your own or the other player's! This means that you will end up erasing more often, as you or the other player occasionally get one of your spurs in a box.

● *Ending the Expert-level Session.* Just push OPTION. If you left any loose ends, Railroader will clean them up, just as in the beginning level. If you left a spur in a box, however, from which Railroader can't legally escape without erasing, the program will put the cursor at the uncompleted end of that spur, so you can erase that line of track back to a point where either you or Railroader can legally complete the spur.

Running The Trains

When you end your track-laying session (or if you chose "Run Trains" instead of "Lay Track" at the beginning of the game), Railroader will ask you whether you want to use the layout you just created or load one from cassette or diskette. If you choose diskette, you will be asked the file name.

When Railroader saves a layout, the file that holds the data also remembers whether there was one player or two. When you decide to run trains on a layout, you do not get to choose one or two players – Railroader will run two trains if there are two tracks, one train if there is only one track.

If there is only one train, it is twice as long as each of the trains in a two-player game. (Since two trains use up twice as much CPU time as one train, this makes it so that one- and two-train games run at the same speed.) You cannot stop or speed up, but you can *slow down* your train by holding down your joystick button. When you let go, the train immediately resumes normal speed.

You can control the switches with your joystick. Of course, if the spur you are on is merely joining onto another line, with no choice of direction, you have no choice. But if your train could go either way, Railroader remembers whether you last pushed your joystick left or right. Other directions are ignored. If you last pushed left, your train will take the left-hand track at every switch it comes to until you push right. It doesn't matter *when* you push the joystick, except that once your engine has passed the switch, Railroader will not change that switch; instead, the program will assume you have changed the *next* switch.

Of course, if the train layout you are playing on was created at the beginner level, there are no switches. There will probably be crossovers and bypasses, however, which will make running the train more interesting.

Two-Player Scoring

If there are two players, Railroader keeps a score. You get one point for each track unit you pass through (which encourages you to stay at top speed); two points for each switch you cross over, and ten points if your opponent crashes into you. (You get no points for crashing into your opponent.) Only relative scores are kept – the difference between your scores. Your engines change color, depending on which of you is ahead. The leader has a brighter, warmer-colored engine; the other player has a darker engine, in cooler colors. The actual number of the difference in scores between the two players is not displayed until the end. This means that when you are playing noncompetitively, or with young children, they do not have to be aware of "winning" or "losing" – the color changes can be purely decorative.

The game ends when one player or the other pushes OPTION, or when the difference between the two players is greater than 255.

Programming Hints: Creating The Screen

The easiest way to create the train layout is to use an alternate character set with a multicolor character mode, if your computer will allow it, though direct pixel manipulation will also work. On the Atari, for instance, you would probably use ANTIC mode 4, which provides a screen 24 characters high and 40 characters wide (just like Graphics 0). You might then divide the screen into four-character by four-character blocks, giving you a grid of six blocks vertically by ten blocks horizontally. (Any arrangement that comes out even will do.) Obviously, these blocks correspond to the "square" track units.

Individual characters might look like the seven characters depicted in Figure 1.

These characters might be combined into an up-right curving block of track as shown in Figure 2.

REPTON™



© 1983 Sirius

Sirius™

For more information contact your local Sirius dealer or contact Sirius directly at 10364 Rockingham Drive, Sacramento, CA 95827, (916) 366-1195.

Atari 800, 1200 and Commodore 64 versions programmed by Dan Thompson. Apple version programmed by Andy Kaluzniacki. Package, program and audio visual © 1982 Sirius Software, Inc. All rights reserved.

Sirius and Repton are trademarks of Sirius Software, Inc. Atari 800 and 1200 are trademarks of Atari, Inc. Commodore 64 is a trademark of Commodore Business Machines, Inc. Apple II, II+ and IIe are trademarks of Apple Computer, Inc. Sirius is not affiliated with Atari, Commodore or Apple.



Atari 800 & 1200 Disk
Commodore 64 Disk
Apple II, II+ & IIe Disk

Game design by Dan Thompson and Andy Kaluzniacki



Figure 1. Seven Multicolor Characters

CHAR 1

00	01	11	01
00	00	11	00
00	01	11	01
00	00	11	00
00	01	11	01
00	00	11	00
00	01	11	01
00	00	11	00



Left half of vertical straight track

CHAR 2

01	11	01	00
00	11	00	00
01	11	01	00
00	11	00	00
01	11	01	00
00	11	00	00
01	11	01	00
00	11	00	00



Right half of vertical straight track

CHAR 3

00	00	00	00
00	00	00	00
00	00	00	00
00	00	00	00
00	01	00	01
11	11	11	11
00	01	00	01
00	01	00	01

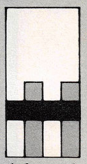

Top of horizontal straight track

CHAR 4

00	01	00	01
00	01	00	01
11	11	11	11
00	01	00	01
00	00	00	00
00	00	00	00
00	00	00	00
00	00	00	00

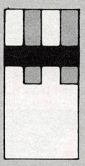

Bottom of horizontal straight track

CHAR 5

00	00	01	00
00	00	00	01
00	01	00	11
00	00	01	11
00	00	11	01
00	00	11	00
00	01	11	01
00	00	11	00



Left side of up-right curve

CHAR 6

00	00	00	00
00	00	00	00
00	00	00	00
00	00	00	00
00	00	00	01
00	00	11	11
01	11	00	01
11	01	00	01



Top of up-right curve

CHAR 7

11	01	00	00
11	00	01	00
01	00	00	01
00	01	00	11
00	00	01	11
01	00	11	01
00	01	11	00
00	11	01	00



Inside of up-right curve

You might notice that the four corners of every block are never used, and depending on the track layout within each block, many other characters are blank. You could fill these blank spaces with almost anything. In fact, since the place where the corners of four blocks join will always be blank, you might put buildings, foliage, water, or practically anything into these spaces before the game begins, giving a sense of the space remaining to be filled.

How Many Characters Will It Take?

Surprisingly few characters will be needed to create the track itself. On the Atari, for instance, if the rails are drawn using color register 2 at location 710, then the second player's track can use the same characters, but entered in inverse mode. In inverse mode, the color of the rails will come from color register 3 at location 711.

There are two possible straight tracks: vertical and horizontal. Each requires two characters. The four possible curves (up-left, up-right, down-left, and down-right) require 12 more characters. There are 12 switches – four Y-switches, four left-hand switches, and four right-hand switches – but they might be able to use some pieces from the curves and straight tracks, so that only 32 new characters would be needed to make them. Bypasses and crossovers require another eight characters.

That means that 68 characters are required to make every essential track element – leaving you 60 characters for drawing buildings, foliage, ponds, or anything else you might want to add.

Putting Together The Blocks

How many total blocks would you need? For one player, you would need two straightaways, four curves, one crossover, two bypasses, four Y-switches, four left-hand switches, and four right-hand switches. For two players, double that and add six new blocks for situations where two different-colored tracks are present on the same block (two crossovers and four bypasses). That gives you a total of 48 blocks, each consisting of 16 characters.

Blocks could be stored as a two-dimensional or three-dimensional numeric array, and your program could POKE them into screen memory:

```
500 FOR I=0 TO 3
510 FOR J=0 TO 3
520 POKE SCREEN+PLACE+(40*I)+J,BLOCK
    (UPLEFT,I,J)
530 NEXT J:NEXT I:RETURN
```

In this subroutine, BLOCK is a three-dimensional

S.A.M. GIVES YOUR COMPUTER THE POWER OF SPEECH



● **S.A.M.** is the **Software Automatic Mouth**, a speech synthesizer for Apple and Atari computers made by **Don't Ask. S.A.M.** uses your computer to simulate the sounds of human speech. You use **S.A.M.** to make your programs talk.

● **S.A.M.** does it all in software. It's a program – the only one of its kind. This means that **S.A.M.** has the power of a hardware speech device without the high price.

● **S.A.M.** expands the power of your machine. Adding speech is like adding graphics – suddenly you can do things you never considered before. Use **S.A.M.** to write practical things: learning tools for young children, business software with spoken instructions, programs that tell stories or read aloud. Write creative new games with characters that converse or opponents that crack jokes. **S.A.M.** is great fun to use, because it's a new playground for your ingenuity.

● **S.A.M.** is for anyone who can write a program, from the newest BASIC beginner to the machine language master. It's so easy to use **S.A.M.** to make a program talk, there's almost nothing to it.

● **S.A.M.** is capable of endless variety. You can control **S.A.M.'s** inflection, change the pitch of **S.A.M.'s** voice and the speed of **S.A.M.'s** speech. Use phonetic input to get perfect pronunciation; or use **RECITER**, the excellent English text-to-speech converter on the **S.A.M.** disk, for highly reliable results with ordinary English input.

With the new **KNOBS** feature you can create a variety of different voices for **S.A.M.** – not just higher or lower voices, but ones that sound like different people speaking. You design **S.A.M.'s** vocal personalities.

Get your Apple or Atari a **Software Automatic Mouth**, and discover the excitement of computer speech.

DON'T ASK INC
COMPUTER SOFTWARE

2265 Westwood Bl., Ste. B-150, Los Angeles, CA 90064. Phone (213) 477-4514

Dealer inquiries invited.

Atari owners: learn extra tricks and techniques to make the most of S.A.M.! Ask for Educational Software's new S.A.M. Tutorial (Tricky Tutorial #12).

Hear S.A.M. at your favorite dealer.

Or order direct from Don't Ask. Add $2.00 shipping to your check or money order; California residents add 6% sales tax (6.5% in L.A. County).

S.A.M. for Apple II-series computers includes 8-bit digital-to-analog converter and audio amplifier on a card. Requires 48K, disk. (S.A.M. uses 9K; RECITER 6K. S.A.M. can be loaded into a 16K R.A.M. card.) You will need a speaker. Suggested retail: **$124.95. Look for summer sale prices now through September 15, 1983.**

S.A.M. for Atari computers uses your t.v. speaker. No additional hardware required. Requires 32K, disk. (S.A.M. uses 9K, RECITER 6K.) Cassette version coming soon. Suggested retail: **$59.95**. To produce highest quality speech on Atari, S.A.M. is set up to blank the screen while speaking and then restore display. You can make S.A.M. talk with screen on – speech quality is somewhat reduced.

S.A.M. programmed by Mark Barton.

APPLE is a trademark of APPLE COMPUTER, INC. ATARI is a trademark of ATARI INC.

POWER LINE PROBLEMS?



SPIKE-SPIKER® ...THE SOLUTION

Protects, organizes, controls computers & sensitive electronic equipment. Helps prevent software "glitches", unexplained memory loss, and equipment damage. Filter models attenuate conducted RF interference. 120V, 15 Amps. Other models available. Ask for free literature.



DELUXE POWER CONSOLE
$79.95
Transient absorber, dual 5-stage filter. 8 individually switched sockets, fused, main switch, & lite.



QUAD-II $59.95
Transient absorber. Dual 3 stage filter. 4 sockets, lite.

QUAD-I $49.95
Transient absorber, 4 sockets.



MINI-II $44.95
Transient absorber, 3 stage filter, 2 sockets.

MINI-I $34.95
Transient absorber, 2 sockets.

KALGLO®
6584 Ruch Rd., Dept. CP
Bethlehem, PA 18017

215-837-0700
Out of State Order Toll Free
800-523-9685

DEALER INQUIRIES INVITED • CODs add $3.00 + Ship.

C64 GAMES
THIS IS YOUR ADVERSARY



You've Hated Him For Years . . . Here's your chance to finally wipe the smirk off his Happy Little Face.

BLAST BOUNCING HAPPY FACES FROM THE SKY WITH YOUR MISSILES!

Have A Nice Day!

AN EXTREMELY SATISFYING ACTION ARCADE GAME for the Commodore 64.

Features Include: 1 to 8 Players, Joystick, Keyboard or Paddle Controls, Machine Code, Sprites and Music, Interludes and Bonus Screens, Increasing Difficulty.

$39.95 on DISK plus $2.00 Shipping.

ALSO **COLLISION!** A 2-player, full color and sound arcade. Increasing difficulty, joysticks.

$15.95 tape or $19.95 disk plus $2.00 shipping.

Dealer Inquiries Welcome

FROM **Topologic** INC.

P.O. Box 752
BURLINGTON, IA 56201
319-754-5291

Commodore 64 is a trademark of Commodore Business Machines, Inc.

Figure 2.

Block Of 16 Characters Forming An Up-Right Curve

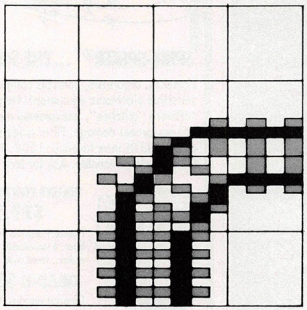

array, in which the first subscript defines which block it is, the second defines the row of the block, and the third defines the character on the row. The characters in Block 7 would be defined like this:

```
BLOCK(7,0,0) BLOCK(7,0,1) BLOCK(7,0,2) BLOCK(7,0,3)
BLOCK(7,1,0) BLOCK(7,1,1) BLOCK(7,1,2) BLOCK(7,1,3)
BLOCK(7,2,0) BLOCK(7,2,1) BLOCK(7,2,2) BLOCK(7,2,3)
BLOCK(7,3,0) BLOCK(7,3,1) BLOCK(7,3,2) BLOCK(7,3,3)
```

ULEFT is the variable holding the number of the block that draws an up-left curve. SCREEN holds the address of the start of screen memory. PLACE holds the offset of the block's starting address from SCREEN: 40 is added to PLACE for each new line, and 1 for each new character.

The same sort of thing could be done with string arrays, using POSITION and PRINT commands:

```
500 FOR I=0 TO 3
510 POSITION COLUMN,LINE+I
520 PRINT BLOCK$(ULEFT,I)
530 NEXT I:RETURN
```

Atari users could dimension one long string – DIM BLOCK$(767) – and then use POSITION and PRINT commands like this:

```
500 FOR I=0 TO 3
510 POSITION COLUMN,LINE+I
520 PRINT BLOCK$(ULEFT+(I*4),ULEFT+(I*4)+3)
530 NEXT I:RETURN
```

You don't have to settle for the 24-row by 40-column screen, either. Even with coarse scrolling, instant vertical wraparound can be achieved by making the last 24 rows of screen memory identical with the first 24 rows, and then page-flipping instead of scrolling at the very top and bottom of screen memory. As players lay track at the top or bottom of the screen, they might notice a slight delay as the program POKEs the blocks into two places in screen memory instead of one, but during the actual scrolling there will be little if any hesitation.

Moving The Train

If you want to have a smoothly moving train, you'll need to use player/missile graphics. You'll get best results with machine language subroutines for movement. The train can still be run with BASIC, however, and the illusion of speed can be maintained if you move the train in increments of, say, half a screen character – two horizontal pixels or four vertical pixels at a time, each way. Movement is a little jerky, but it *is* fast.

Animation will be a little tricky. On straight tracks it is simple enough – you need only four positions for each car – two, if the front and back of the car are identical, so that it doesn't matter which way it is facing. If your engine and train cars are identical, except for color, it is all the simpler, since one shape will control each position for all the cars.

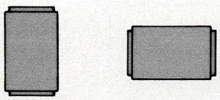

There is nothing wrong with using only straight vertical and horizontal movements – the curving tracks are abrupt enough so that the train won't "leave" the track. However, for smooth movement you may want intermediate positions:

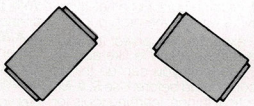

Another animation technique is to use part of your character set to generate trains, with characters representing track sections with train cars on them. By POKEing "train car" characters into screen memory and then restoring the old values afterward, you can get longer, four-colored trains – but with jerkier movement.

You will also need to decide how to handle collisions. Stop one train? Let them pass through each other? Design an explosion?

The answers to these and many other questions are best left to your own creativity. After all, there are hundreds of ways to design elegant programs to bring this game to life. Solving the problems to create *your* version of Railroader is half your fun.

The other half is making layout after layout. No two games will ever be the same; and as generations of model railroaders can tell you, actually

OMEGA INTERNATIONAL

SAVE ON ... COMPUTERS • MONITORS PRINTERS • PERIPHERALS • SUPPLIES*

STAR MICRONICS GEMINI 10



OMEGA SALE PRICED PRINTER

• DOT MATRIX **$329**

EPSON FX-80 PRINTER



- Up To 160 cps • 11 x 9 Matrix • Pinfeed Platen
- Proportional Spacing • Graphics • Elite Pitch
- Centronics Parallel Interface • Internal 2K Ram

NOW AVAILABLE FOR IMMEDIATE DELIVERY!

For Our Price...CALL 1-800-343-0873 TODAY!

SAVE ON LETTER QUALITY PRINTERS

DIABLO 620 New Low Price	929.00
DIABLO 630 w/API & cable	1,749.00
NEC 3510 SPINWRITER	1,399.00
NEC 7710 SPINWRITER	2,045.00
NEC 7730 SPINWRITER	2,095.00

DOT MATRIX PRINTER BARGAINS

C-ITOH PROWRITER 8510 AP	399.00
IDS MICROPRISM 480	549.00
OKIDATA MICROLINE 92 (NEW)	549.00
OKIDATA MICROLINE 93 (NEW)	859.00

BIG SAVINGS ON ACCESSORIES

HAYES SMARTMODEM 300 Baud	230.00
HAYES MICROMODEM II (APPLE II)	289.00
MICROSOFT SOFTCARD PREMIUM SYSTEM	459.00
ORANGE MICRO GRAPPLER +	120.00
PKASO PRINTER CARDS	129.00
RANA ELITE I (APPLE II)	299.00
SIGNALMAN MODEMS (MK I) As Low As	85.00

MONITOR SPECIALS FROM OMEGA

AMDEK 300 G	139.00
AMDEK 300 A	165.00
NEC JB1260	119.00
NEC JB1201 M	169.00
USI Pi-2 12" GREEN MONITOR	159.00
USI Pi-3 12" AMBER MONITOR	179.00

ACCESSORIES & SUPPLIES

OMEGA Has A Complete Line of Accessories & Supplies for the Apple II and many other Popular Computers by manufacturers like:

- D. C. Hayes • Microsoft • Tymac
- M & R Enterprises • Mountain Computers
- Kensington Microware • Practical Peripherals
- T.G. Products • Videx

SOFTWARE

Omega Caries Software by the following companies:

- American Business Systems • Ashton Tate
- Dakin 5 • Innovative Software • Microsoft
- Sorcim • Stoneware • Visicorp

MAGNETIC MEDIA

OMEGA Stocks Diskettes by:

- Dysan • Elephant • Maxell • Verbatim

- All Equipment Factory Fresh w/ MFT Warranty
- Prices Do Not Include Shipping Charges
- Mass. Residents Add 5% Sales Tax
- All Returns Subject To Restocking Fee

CUSTOMER PICKUP NOW AVAILABLE
334 R Cambridge St., Burlington, Mass.
(617) 229-6464

CALL TOLL FREE!
1-800-343-0873
Call Toll Free for Ordering.
All Others call (617) 229-6464

CHARGE IT!
MasterCard / Visa
WELCOME AT NO EXTRA CHARGE

* PRICES, SPECIFICATIONS AND AVAILABILITY OF ADVERTISED MERCHANDISE SUBJECT TO CHANGE WITHOUT NOTICE

UNADVERTISED SPECIALS ON • COMREX • EPSON • NEC • IDS PRISM • OKIDATA

OMEGA INTERNATIONAL

334 R CAMBRIDGE STREET, BURLINGTON, MA. 01803

running the trains is just an extra, like the orchestra doing a quick encore when the concert is over.

Variations

After you've carried out this game design (no doubt improving on it many times along the way), you might try one of these variations:

- *Traffic.* One player designs a system of one-way and two-way streets, setting up stoplights. Then up to five players use paddles to drive cars on the streets, getting "tickets" for disobeying laws and losing even more points for crashing, while the program systematically changes the red and green traffic lights.
- *Treasure Map.* Using a font of old-fashioned map characters, a player designs a treasure map; when the game is played, the program randomly or systematically assigns certain treasures and dangers to certain locations.
- *Houseplan.* The player uses the joystick to build the walls of a house, and the keyboard to put in doors and windows and furnish the house.

Does It Matter?

After all, it's only a game. It's only play. It's only supposed to make money, isn't it? Like the movies. The success of a game is measured in dollars per week. It couldn't possibly be art.

But it *is* art. Computer games are created by human beings, using the computer, the television screen, and the sound speaker as their medium. And like other artists, computer gamemakers – let's call them *videowrights* – find that their medium is at once limiting and liberating.

The videowright has only a tiny fraction of the painter's palette to work with. The scan lines and color clocks of the TV set force the videowright to paint in discrete dots, while memory limitations discourage extravagant use of color and images. Yet painters cannot make their paintings move.

Novelists and playwrights can create far deeper characters, far more intricate plots than the videowright, but novelists cannot make you see, and playwrights cannot bring off the fantastic milieux of the videogame.

Above all, the videowright can create an art that the audience takes part in. When you play a videogame, you become part of the act. It's as if you went to the movies and, without stopping the flow of the film, you got to decide what Clint Eastwood or Katharine Hepburn would say next; as if you went to the theatre, and were given a script and put into the play; as if you went to a concert and got to control the program as it went along.

World-Making

Despite their differences, all the arts have some things in common. I believe that this is the most important:

The audience voluntarily comes to dwell in the world that the artist has created.

Playing *Joust* and *Dig-Dug* is more than racking up points. It's dwelling for a time in a world that you can't visit any other way. There are dangers; there are laws; there are strategies for survival; there are rewards for achievement. There is a beginning, an ending. You have more than one chance to make good.

Audience Or Artist

My children are still so young that they don't know that it takes years of training to dance or sing or act out plays or write books. Geoffrey is halfway through writing a novel. Emily improvises plays all day. When the kids like the music they hear, they dance. When they want to sing, they sing, and never mind the melody. And we have enough drawings and paintings to paper a good-sized office building.

We wouldn't dream of telling children that baseball and basketball were only for grownups – they can only go to the ballpark and watch. It's no better to limit them to being in the audience of videogames. Even though it's the most participatory of the arts, the barrier between maker and audience shouldn't be so vast.

Of course, people don't always want to be creative. More often than not, I prefer to play. I like dwelling in some of those worlds that videowrights have made for me.

But when I want a more creative kind of entertainment, I'd like to be able to sit down at the computer and build, the way my children and I build with wooden blocks and plastic bricks. I can always write my own program if I want to, of course. But that's like cutting down a tree and sawing it into blocks and sanding them in order to play with building blocks. Doing it once is fine, but you wouldn't want to have to do it *every* time. ©



YOUR PROBLEM IS SOLVED!

Now you can rely on *PACE* for ONE STOP shopping for all your Micro Computer needs. We have picked out the BEST 2000 Books, Programs and Accessories—covering all the major brands and put them into one friendly store. And, this is backed up by THOUSANDS of additional items we stock in our central warehouse, ready for overnight shipping to our stores. Magazines? You bet! We carry almost 60 different Micro Magazines on our racks! Plan to visit us soon. Can't visit? Then you can order from our gigantic catalog. Just write for your personal copy today, just $ 3.00 per copy.

pace

For: COMMODORE VIC-20®

RIVER RESCUE Thorn-EMI. Save the explorers from the jungle as you dodge a variety of hazards. 2 variations for 1 or 2 players.
4325-022001 Cartridge *SALE* **$31.95**

GRIDRUNNER HES. Avoid a variety of alien weapons while destroying the advancing legions. Multiple level.
4428-000312 Cartridge *SALE* **$31.95**

SPIDERS OF MARS UMI. You are the Martian Space Fly protecting your home from Web-throwing Martian spiders and Saturian bats, Plutonian dragonflies and Jovian hornets. 256 skill levels!
4850-001604 Cartridge *SALE* **$31.95**

AMOK UMI. Four levels of treacherous passages laced with deadly robots. Save the humans, if you're fast enough!
4850-001611 Cartridge *SALE* **$23.95**

AGGRESSOR HES. Fast paced arcade-style action in the 'Avenger' vein.
4428-000305 Cartridge *SALE* **$31.95**

INTRUDER SCRAMBLER American Peripherals. Avoid the mountains, bomb the targets and avoid the missiles. Multilevel.
4125-000428 Cassette $15.95

GAME 6 PAC American Peripherals. A set of 6 games for your VIC®: Galaxy Wars; Cat Has 9 Lives; Maze of Dragons; Othello; Ambulance; and Barricade.
4125-100006 Cass. (6) *SALE* **$31.95**

DEVELOP-20 French Silk Smooth Ware. The game programmer's tool kit. Includes: Book, Decoder, Editor, Assembler, Loader and Monitor. Requires minimum 5K memory.
4365-004020 Cassette/Book $49.95

MASTERING THE VIC-20 Wiley & Sons. With little knowledge of BASIC, book will teach you to write programs, make music, create pictures and learn to communicate with 6502 machine language.
4925-088892 Book, 178 Pgs $14.95

VIC-20® USER GUIDE Osborne/McGraw-Hill. How to operate, including peripherals, programming, color graphics and sound, plus more!
4665-000086 Book, 388 Pgs $14.95

TYPING TUTOR Academy Software. Teach yourself to type with this easy to use, four level program.
4005-000001 Cassette $12.95

DATA MANAGER Micro Spec. Create, write and read files. You can 'browse', search and maintain with this data manager. Requires 16K memory expansion.
4538-000016 Cassette, 11K $19.95

NEW **WORDCRAFT 20** UMI. Great new, inexpensive wordprocessor for the VIC®. Needs 8K Expan
4850-001101 Cartridge $99.95

VIC® BASIC Prentice-Hall. A user-friendly guide explains how-to-do-it. Make rainbows, music, and more!
4690-008378 Book $12.95

VIC-20® PROGRAMMER'S REFERENCE GUIDE Commodore Business Machines. Complete BASIC vocabularly guide, machine language programming, tips and more.
4100-000110 Book, 290 Pgs $16.95

COMPUTE!(a) FIRST BOOK OF VIC® A compilation of articles from COMPUTE! magazine.
4105-000007 Book, 212 Pgs $12.95

KIDS AND THE VIC® Dätamost. Written at children, not down to them. Turns kids, (and unsuspecting parents), into computer experts in days! Includes parent's section for help over the 'rougher' parts.
4560-000056 Book, 220 Pgs $19.95

CARDBOARD 6 Cardco. Expansion interface for the VIC-20®. Fuse protected. Will hold up to six cartridges, or up to 35K of additional RAM memory. Allows switching between up to six different games or utilities without shutting off the computer. Also allows for future expansion by "daisy-chaining" two or more CARDBOARD 6 boards.
4135-000006 Cardboard 6 $99.95

CARDETTE 1 Cardco. Universal cassette interface for the VIC-20® and Commodore 64®. Don't throw away your old cassette player/recorder. This interface simulates all the functions of the data cassettes.
4135-000001 Cardette 1 $29.95

For: COMMODORE 64™

NEW **THE ELEMENTARY 64** From Datamost. Probably THE BEST book available to date on this superb new computer. Easy to understand and master. For Commodore 64® owners everywhere!
4580-000034 224 Pages $14.95

EASYMAIL 64 Commodore Business Machines. Fully featured name and address program for business, club or organization.
4100-064204 Disk $49.95

HES WRITER 64 HES. Word processing cartridge for the Commodore 64® computer. Easy editing, preview output and word wrap-around. Save on tape or disk.
4428-000504 Cartridge $44.95

WORD MACHINE/NAME MACHINE Commodore Business Machines. Perfect easy-to-understand word processing product designed as an entry level item for home. For notes to kids, letters to friends, etc.
4100-064210 Disk $29.95

PET™ EMULATOR™ Commodore Business Machines. An emulator that will allow a high level of existing PET™ software to be executed on the Commodore 64™, especially educational materials.
4100-064107 Disk $29.95

SPEECH SYNTHESIZER

TYPE-'N-TALK™ Votrax. Text to speech synthesizer. Self-contained, easy to program. Interfaces w/computer, modem or any RS-232 compatible serial device. Contains low data rate Votrax® SC01; phoneme-based speech synthesizer CMOS chip w/unlimited vocab; and a microprocessor based text-to-speech algorithm. Operates independently. Has a one-watt audio amplifier, 750 character buffer; data switching capability; Baud (75-9600); 100-hour elevated temperature burn-in; data echo of ASCII characters.

Unit requires cables, sold below.
4900-003900 (Less Cables) $249.00

NOTE: Although TYPE-'N-TALK™ can be used with a serial printer, (on the same port), it cannot be used with a parallel printer, or on a parallel port. In addition, you MUST have the follow equipment to make it operate: 1) Special Card, as noted; 2) An RS-232 Option; or, 3) Expansion Interface AND RS-232 Card.

TYPE-'N-TALK CABLES (ONLY)

4900-001002 For Apple II - (Must have SSM A10 Card) $34.95
TRS-80 Models II & III (Must have IMSAI:2810) **$34.95**
4900-010021 For Apple II - (Must have Apple Parallel Card) $34.95
4900-010022 For Apple II - (Must have Apple Serial Interface Card) $34.95
4900-001003 For TRS-80 Model I (Must have Expansion Interface & RS-232 Card) **and for IBM-PC $34.95**
4900-001004 For TRS-80 Color Computer $34.95
4900-001005 For Atari 400/800 - (Must have Atari 850 Interface Mod) $34.95
4900-001006 For Apple II - (Must have CCS 7710A Card) and for Heath $34.95
4900-001007 For VIC-20 $34.95

JOYSTICK/CONTROLS

JOYSTICK Wico Command Co. Ultimate one hand control. Bat handle. Two firing buttons. For: Atari 2600/400/800®, Sears Arcade Game, and Commodore VIC-20®.
4920-159714 *SALE* **$23.99**

RED BALL Wico Command Co. Ball handle so familiar to arcade game users. 6-leaf switch assembly. Two fire buttons. For: Atari 2600/400/800®, Sears Arcade Game, and Commodore VIC-20®.
4920-159730 *SALE* **$27.99**

TRACK BALL Wico Command Co. A phenolic ball offers the magic of 360 degree movement. Same design as the arcade games For all Atari® and Sears® video games and the Commodore VIC-20® home computer.
4920-724545 *SALE* **$55.99**

TRACK BALL Wico Command Co. A phenolic ball offers the magic of 360 degree movement. Similar to arcade games controls. For all Texas Instruments® home computers.
4920-724560 *SALE* **$55.99**

General Office: 345 East Irving Park Road, Wood Dale, IL 60191
PHONE: (312) 595-0238



WE CAN ONLY SELL 500 AT THIS PRICE!

We wanted to have a *Grand Opening Special* that would get your attention, but John Rhodebeck, our President, says that at this low a price, we can only sell 500. Afterall, he does have to answer to his investors! So, out they go at just **$249.99**, but only 500 are being offered at this incredibly low price. First come, first served!

These are great printers, not thermal, but true, 5 X 7 dot matrix printers, very similar to other famous brands selling for up to $400.00. And we searched and FOUND all the correct interface devices so theat these printers can be used with almost all the popular personal computers. **(NOTE:** Interfaces are sold seperately as listed below, be sure to order the correct one that matches your computer.)

Don't delay, this price will be seen by tens of thousands of computer users, and the 500 will not last very long! Phone orders are accepted if you wish to charge your order to Mastercard or Visa.

FEATURES: 10" carriage to handle 9-1/2" paper; Dense 5 X 7 Dot Matrix; 50 cps speed; 10 characters per inch, expandable to 5 cpi; 7 print pressure levels; Tractor paper feed. Weights only 10 pounds! At this price you could even afford to buy this as a backup

5470-000100	Gorilla Banana™ Printer	**$249.99**
5470-000101	Ribbon Cartridge for above (also fits Comm 1515/1525 printer)	**$9.95**
5470-000026	V26X Graphics for Vic-20/ C-64	**$20.98**
5470-000020	Expanded Graphics Cart. for Vic-20 (Optional)	**$39.98**
5470-000514	PC514 For Atari™ Personal Computers	**$40.00**
5470-000490	PC490 for Centronics Parallel/ Kaypro II	**$36.00**
5470-000495	PC495 For Osborne Computers	**$34.00**
5470-000527	For TRS-80 Models I and III	**$36.00**
5470-000500	Card and Rom Chip for Apple II plus/Apple IIe	**$139.99**
5533-200/201	For Sinclair ZX-81 or Timex 1000	**$94.90**

COMMODORE 64

NEW! The Commodore 64™ PROGRAMMER'S REFERENCE GUIDE. Everything you need to know to get started programming Commodore's newest, and most versatile personal computer. Step by step guides in language that is easy to understand. Tips; Howto's and a whole lot more! One of our most popular books.
4760-022056 **$19.95**

COUPON Please Send Me:

QTY	NUMBER	DESCRIPTION	COST	TOTAL

Illinois Residents Please Add 6% Sales Tax.
Foreign Orders, (All outside Continental US), Add 10% Shipping (Minimum $4.00)
Catalogs Shipped Postage Paid

SHIPPING $ 2.50
TOTAL

PAYMENT ENCLOSED: ☐CASH ☐CHECK ☐MONEY ORDER
PLEASE CHARGE TO MY: ☐MASTERCARD ☐VISA (Min. Chg. $25)

CARD NUMBER_____
EXPIRES _____ INTRBNK# _____
SHIP TO _____
STREET ADDRESS _____ APT _____
CITY _____ STATE _____ ZIP _____

RUSH ORDER DEPART.

p.a.c.e.
Department: C-P
Lock Box 328
Bensenville, IL 60106

DRAGON

Steven R. McCloskey



De Potter

Here's a short but exciting game for the VIC-20. Joystick required. Version for the Atari included.

You are a hungry fire-breathing dragon trying to catch some lunch. You're also fighting time as you chase assorted foods up and down ladders and across corridors.

Using a joystick to control the pursuit of your wily prey, you must breathe fire to consume the apples, pretzels, and other delights by pressing your fire button. But be careful. The feast moves around randomly to avoid the stream of fire.

You are allotted 60 seconds, and if you eat something your score is the amount of time left. If you do this within 60 seconds, you start over but only with 55 seconds and so on down to 10 seconds. If you make a catch within the final 10 seconds, you're back to 60 again. As a warning, the border will change colors when only 5 seconds remain.

If you fail to make your catch in the allotted time, the game ends with an option to play again. Also, "Dragon" records the high score.

Program 1: Dragon — VIC Version

```
20 POKE36879,233:PRINT"{CLR}{11 DOWN}
   {8 RIGHT}DRAGON!"
30 POKE52,28:POKE56,28:CLR
40 FORI=7168TO7679:POKEI,PEEK(I+25600):N
   EXT
50 POKE36869,255
60 FORC=7432TO7551:READA:POKEC,A:NEXT
65 DATA8,42,28,127,28,42,8,0,8,127,93,28
   ,127,73,28,28
70 DATA187,0,238,0,187,0,238,0,127,65,12
   7,65,127,65,127,65
80 DATA85,255,85,0,0,0,0,0,170,255,170,0
   ,0,0,0,0,28,8,28,8,28,8,28,8,8,28,8,2
   8,8,28,8
90 DATA28,3,3,18,58,126,252,72,108,192,1
   92,72,92,126,63,18,54,28,28,73,127,28
   ,93,127,8
95 DATA0,56,124,230,198,206,124,56,68,17
   0,170,146,170,68,186,0,32,16,108,254,
   254,254,124,40
97 DATA255,255,255,255,255,255,255,255
99 PRINT"{CLR}":POKE36879,233:X=7701:FOR
   T=1TO23:POKEX,47:POKEX+30720,1:X=X+22
   :NEXT
100 X=7724:FORT=1TO21:POKEX,35:POKEX+307
   20,2:X=X+1:NEXT
105 X=7766:FORT=1TO19:POKEX,35:POKEX+307
   20,2:X=X+22:NEXT
110 X=7746:FORT=1TO19:POKEX,35:POKEX+307
   20,2:X=X+22:NEXT
115 X=8164:FORT=1TO21:POKEX,35:POKEX+307
   20,2:X=X+1:NEXT
120 X=7768:FORY=1TO6
125 FORA=1TO2:FORT=1TO21:POKEX,35:POKEX+
   30720,2:X=X+1:NEXTT:X=X+1:NEXTA
130 X=X+22:NEXTY
135 X=7747:FORY=1TO7
140 FORT=1TO19:POKEX,36:POKEX+30720,1:X=
   X+22:NEXTT
145 X=X+(-415):NEXTY
170 V=0
180 W=0:H=60:POKE7701,47:POKE7723,47:POK
   E7701+30720,1:POKE7723+30720,1
185 POKEQ+2,0
190 TI$="000000":D=8152:Z=43:Y=-22:P=0:T
   =190:N=130:E=30720:L=-22:O=0:K=39:R=
   36
195 S=7756:J=37151:POKEJ+3,255:POKEJ+3,1
   27:G=0:P=0:POKE36879,233:Q=36874:N=1
   5:POKEQ+4,N
200 A=INT(RND(1)*4)+1:B=INT(RND(1)*3)+1:
   B=B*3
215 IFA=1THENM=+22:C=44:G=36
220 IFA=2THENM=-22:C=44:G=36
225 IFA=3THENM=-1:C=46:G=32
230 IFA=4THENM=+1:C=45:G=32
235 IFPEEK(S+M)=35THEN200
245 POKES,G:POKES+E,1:S=S+M:POKES,C:POKE
   S+E,4
250 IFY=0THEN300
255 POKEQ,T+(Y-2)
300 X=PEEK(J+1)AND128:JE=-(X=.):X=PEEK(J
   ):JS=-((XAND8)=.)
305 JW=-((XAND16)=.):JN=-((XAND4)=.):FB=
   -((XAND32)=.)
307 POKEQ,0:POKEQ+3,0
309 IFFBTHENI=D+L:GOTO800
```



GWENDOLYN.

THERE ARE SOME THINGS YOU KEEP SEARCHING FOR, BEYOND REASON.

Kidnapped in revenge and locked in hatred somewhere deep beneath your castle, is your princess.

Gwendolyn.

The prosperity of your kingdom, the end of a bitter feud, your very future depend on finding her.

You swear that no obstacle can stop you. But the high-resolution, 3-D graphics, animation and sound effects make the obstacles that await you more formidable than you can imagine.

And with over ninety different screens and two full sides of play, those obstacles and the decisions you must make can appear endless. In fact, you may have to endure hours of searching to rescue Gwendolyn.

But for her, you would endure anything, wouldn't you?

Gwendolyn—a non-violent, intermediate graphic adventure game, written by Marc Russell Benioff, Atari 40K Disk $27.95, Artworx Software Co., Inc., 150 N. Main St., Fairport, N.Y. 14450. For a free catalog of Artworx Software for the Atari, Apple, VIC-20 & Commodore 64 computers, write or call 800-828-6573.







These are just three of over ninety exciting screens.

Artworx®

So you can play.

Atari, Apple, VIC-20 & Commodore 64 are registered trademarks.



In the VIC version of "Dragon," the hungry monster climbs up and down ladders and across shelves in search of food.

```
310 IFJNTHENY=-22:L=-22:K=39:Z=43:R=36:G
    OTO330
315 IFJETHENY=1:Z=41:L=1:R=32:K=37:GOTO3
    30
320 IFJSTHENY=22:L=22:K=40:R=36:Z=34:GOT
    O330
325 IFJWTHENY=-1:L=-1:K=38:R=32:Z=42:GOT
    O330
327 Y=0
330 IFPEEK(D+Y)=35THENY=0
335 IFY=1ORY=-1THENF=32:GOTO345
340 F=36
345 POKED,F:POKED+E,1:D=D+Y:POKED,Z:POKE
    D+E,0:IFY=0THEN350
347 POKEQ,T+Y
350 PRINT"{HOME}{WHT}TIME:{BLK}";H-INT(T
    I/60);"{LEFT} ":PRINT"{HOME}
    {10 RIGHT}{WHT}SCORE:{BLK}";W
352 PRINT"{HOME}{DOWN}{5 RIGHT}{WHT}HIGH
     SCORE:{BLK}";V
355 IFTI/60>=HTHEN400
360 IFTI/60>=H-5THENPOKE36879,238
365 B=B-1:IFB=0THEN200
370 GOTO215
400 POKEQ+4,0:POKED,F:POKED+E,1:POKES,G:
    POKES+E,1:IFW>VTHENV=W
410 PRINT"{HOME}{BLK}{6 SPACES}GAME
    {2 SPACES}OVER{28 SPACES}":FORT=1TO1
    000:NEXT
420 PRINT"{HOME}{WHT}PRESS ANY KEY TO PL
    AY HIGH SCORE:{BLK}";V
430 GETA$:IFA$=""THEN430
440 PRINT"{HOME}{44 SPACES}":GOTO180
800 IFPEEK(I)=35THEN810
802 POKEI,K:POKEI+E,7:POKEQ+2,T+(O*5):O=
    O+1:IFO=10THEN814
804 I=I+L
806 IFI=STHEN900
808 GOTO800
810 IFPEEK(I)=35ANDO=0THEN310
812 I=I-L
814 POKEQ+2,T+(O*5)
815 POKEI,R:POKEI+E,1:I=I-L:O=O-1:IFO=0A
    NDU=1THENPOKED,R:POKED+E,1:U=0:GOTO1
    85
816 IFO=0THENPOKEQ+2,0:GOTO310
818 GOTO814
900 POKEI,33:POKEI+E,7:FORM=180TO235STEP
    2:POKEQ+2,M:NEXT
901 POKEQ+4,N:FORM=180TO235STEP2:POKEQ+2
    ,M:FORN=1TO10:NEXTN:NEXTM:POKEQ+2,0
902 POKEQ+4,0:W=W+(H-INT(TI/60)):H=H-5:I
    FH=5THENH=60
904 U=1:O=O+1:GOTO 814
```

Program 2: Dragon – Atari Version

```
10 GRAPHICS 17:SETCOLOR 1,0,12:SETCO
   LOR 0,3,4
20 SETCOLOR 4,9,8:SETCOLOR 2,7,4:POS
   ITION 7,10:PRINT #6;"DRAGON"
30 FOR I=15 TO 0 STEP -0.2:POKE 712,
   104+48*F:F=1-F:FOR W=I*4 TO I*2 S
   TEP -1:SOUND 0,W,10,I:NEXT W:NEXT
    I
40 CHSET=(PEEK(106)-8)*256:IF PEEK(C
   HSET+8)=8 THEN POKE 756,CHSET/256
   :GOTO 99
45 FOR I=128 TO 471:POKE CHSET+I,PEE
   K(57344+I):NEXT I
50 POKE 756,CHSET/256
60 FOR C=0 TO 127:READ A:POKE CHSET+
   C,A:NEXT C
61 DATA 0,0,0,0,0,0,0,0
65 DATA 8,42,28,127,28,42,8,0,8,127,
   93,28,127,73,28,28
70 DATA 187,0,238,0,187,0,238,0,127,
   65,127,65,127,65,127,65
80 DATA 85,255,85,0,0,0,0,0,170,255,
   170,0,0,0,0,0,28,8,28,8,28,8,28,8
   ,8,28,8,28,8,28,8
90 DATA 28,3,3,18,58,126,252,72,108,
   192,192,72,92,126,63,18,54,28,28,
   73,127,28,93,127,8
95 DATA 0,56,124,230,198,206,124,56,
   68,170,170,146,170,68,186,0,32,16
   ,108,254,254,254,124,40
97 DATA 255,255,255,255,255,255,255,
   255
99 PUT #6,125:SCR=PEEK(88)+256*PEEK(
   89):FOR I=2 TO 22:POKE SCR+19+I*2
   0,143:NEXT I
100 FOR T=0 TO 18:POKE SCR+40+T,3:NE
    XT T
105 FOR T=0 TO 18:POKE SCR+60+T*20,3
    :NEXT T
110 FOR T=0 TO 18:POKE SCR+78+T*20,3
    :NEXT T
115 FOR T=0 TO 18:POKE SCR+440+T,3:N
    EXT T
120 X=SCR+80:FOR Y=1 TO 6
125 FOR A=1 TO 2:FOR T=1 TO 19:POKE
    X,3:X=X+1:NEXT T:X=X+1:NEXT A
130 X=X+20:NEXT Y
135 FOR X=0 TO 4:FOR Y=0 TO 18:POKE
    SCR+60+Y*20+X*4+1,68:NEXT Y:NEXT
     X
170 V=0
180 W=0:H=60:REM POKE SCR+21,15:POKE
     SCR+41,15
185 REM
190 POKE 20,0:POKE 19,0:D=SCR+430:Z=
    138:Y=-99:P=0:T=190:E=-1:L=-20:O
    =0:K=7:R=4:POKE 712,9*16+8
195 S=SCR+70:G=0:P=0:N=15
200 A=INT(RND(1)*4)+1:B=INT(RND(1)*3
    )+1:B=B*3
215 IF A=1 THEN M=+20:C=12:G=68
220 IF A=2 THEN M=-20:C=12:G=68
225 IF A=3 THEN M=-1:C=14:G=0
230 IF A=4 THEN M=+1:C=13:G=0
```



"YOU WON'T BELIEVE YOUR EYES"



THRESHOLD,™



LUNAR LEEPER,™



CROSSFIRE™



CANNONBALL BLITZ™

ACTUAL VIC 20 SCREENS

They said it couldn't be done. Boy, were they wrong!



You'll find the best graphics ever available for the Vic 20 in games that are already hits on the Apple and Atari. Think of it! Brilliant graphics and the fastest action this side of reality.

Survive wave after wave - 24 different levels - of intruding aliens in THRESHOLD. Rescue your space pals from the hungry LUNAR LEEPER™ and head for the eye. Save your city from reincarnating invaders in CROSSFIRE.™ Evade a CANNONBALL BLITZ™ to climb through three stages of action to defeat the Redcoats.

Sierra On-Line's assortment of the best, the brightest and the fastest. Believe it!

THRESHOLD,™ LUNAR LEEPER,™ CROSSFIRE™ and CANNONBALL BLITZ™: A whole new look for the Vic 20! Available at your local dealer.

Sierra ON-LINE INC

SIERRA ON-LINE BUILDING COARSEGOLD CA 93614
209 683 6858

```
235 IF PEEK(S+M)=3 THEN 200
245 POKE S,G:S=S+M:POKE S,C
250 IF Y=0 THEN 300
255 SOUND 0,T+Y,2,8
300 ST=STICK(0)
307 SOUND 0,0,0,0
309 IF STRIG(0)=0 THEN I=D+L:GOTO 80
    0
310 IF ST=14 THEN Y=-20:L=Y:K=135:Z=
    139:R=68:GOTO 330
315 IF ST=7 THEN Y=1:Z=137:L=1:R=0:K
    =133:GOTO 330
320 IF ST=13 THEN Y=20:L=Y:K=136:R=6
    8:Z=130:GOTO 330
325 IF ST=11 THEN Y=-1:L=-1:K=134:R=
    0:Z=138:GOTO 330
327 Y=(Y=-99)
330 IF PEEK(D+Y)=3 THEN Y=0
335 IF Y=1 OR Y=-1 THEN F=0:GOTO 341
340 F=68
341 IF Y=0 THEN 347
345 POKE D,F:D=D+Y:POKE D,Z:IF Y=0 T
    HEN 350
347 SOUND 0,T+Y,12,8
350 POSITION 1,0:? #6;"time ";H-INT(
    (PEEK(20)+256*PEEK(19))/60);" ";
    :POSITION 10,0:? #6;"SCORE ";W
355 TI=PEEK(20)+256*PEEK(19):IF TI/6
    0>=H THEN 400
360 IF TI/60>=H-5 THEN SETCOLOR 4,3,
    8
365 B=B-1:IF B=0 THEN 200
370 GOTO 215
400 SOUND 0,0,0,0:POKE D,0+F*(ABS(Y)
    =20):POKE S,G:IF W>V THEN V=W
410 COLOR 32:PLOT 0,0:DRAWTO 19,0:PL
    OT 0,1:DRAWTO 19,1:POSITION 0,0:
    ? #6;" GAME OVER "
420 POSITION 1,1:? #6;"press START t
    o play":POSITION 0,23:? #6;"HIGH
    SCORE ";V
430 IF PEEK(53279)=7 THEN 430
440 COLOR 32:PLOT 0,0:DRAWTO 19,0:PL
    OT 0,1:DRAWTO 19,1:GOTO 180
500 INPUT A:A=A-7680:Y=INT(A/22):X=A
    -Y*22:? Y*20+X:GOTO 500
800 IF PEEK(I)=3 THEN 810
802 POKE I,K:POKE 710,PEEK(53770):SO
    UND 0,O*5,0,8:O=O+1:IF O=10 THEN
     814
804 I=I+L
806 IF I=S THEN 900
808 GOTO 800
810 IF PEEK(I)=3 AND O=0 THEN 310
812 I=I-L
814 POKE 710,O*5
815 POKE I,R:I=I-L:O=O-1:IF O=0 AND
    U=1 THEN POKE D,R:U=0:POKE 710,1
    16:GOTO 185
816 POKE 710,116:IF O=0 THEN SOUND 0
    ,0,0,0:GOTO 310
818 GOTO 814
900 POKE I,129:Y=-99:FOR M=0 TO 100
    STEP 10:SOUND 0,M,12,8:POKE 710,
    PEEK(53770):NEXT M
901 FOR M=140 TO 0 STEP -2:SOUND 0,M
    ,0,M/10:POKE 710,PEEK(53770):NEX
    T M:SOUND 0,0,0,0:POKE 710,116
902 W=W+(H-INT((PEEK(20)+256*PEEK(19
    ))/60)):H=H-5:IF H=5 THEN H=60
904 U=1:O=O+1:GOTO 814
999 GOTO 999
```

©

ATARI 400/800 USERS

HOW TO SURVIVE A BOMBING.



If you have irreplaceable programs on executable disks, you need to protect your investment with a back-up. Not only against the common elements that can ruin your programs, but also against unforeseen and unusual dangers...like a spilled drink or an overly zealous puppy.

Now, thanks to the Happy 810 Enhancement Kit, you can make unlimited copies of all of those valuable programs in your personal library. The kit is not only a completely automatic hardware and software system for personal or business use, it reads all format type disks at an incredibly rapid pace. Plus, it can write to an uninformed disk, increase the speed of data transferred from your computer to your 810 disk drive up to 3X, thus preventing wear and tear, and it can act as a diagnostic for RPM's and RAM check.

All in all, the-easy-to-use and easy-to-install (you just pop it in) Happy 810 Enhancement Kit, with optional Compactor (loading up to 4-6 programs per disk) is the ideal safeguard for Atari 810 users. So pick one up at your local computer store or call us directly for more information.

Once you have the Happy Enhancement Kit, you won't explode when your program bombs.

Software ASYLUM, Inc.

626 Roosevelt Avenue
Carteret, New Jersey 07008
(201) 969-1900

We are the largest stocking distributor of the 810 Enhancement Kit, Compactor, Multi-drive, and Customizer Programs.

Dealer inquiries invited.

*ATARI 810 is a trademark of ATARI INC.

SUPER DISK

FLOPPY DISK DRIVE FOR VIC-20 AND COMMODORE 64

GROW WITH US!

EXPANSION PRODUCTS FOR YOUR MICROCOMPUTER

Super Disk is a Commodore compatible disk drive designed to interface to the various Commodore computers such as the PET, VIC-20, and the Commodore 64. The disk drive is compatible to the model 4040, 2031, 1540, and 1541 disk drives and recognizes programs generated on any of these disk drives. The capacities are comparable to those found on the Commodore drives, and Super Disk recognizes the full instruction set of the Commodore drives. Super Disk offers 8K RAM area within the disk unit, and a serial and an IEEE bus interface. The following technical specifications apply to Super Disk.

Disk Parameters: 5.25 inch single-sided, double density diskette media; number of tracks — 35; number of sectors per track — 17 to 21 (variable); sector size — 256 bytes; number of sectors per disk — 683.

Capacities: User sectors per disk — 667; disk capacity — 174,848; data capacity — 168,656; relative data capacity — 167,132; program capacity — 168,656; directory capacity — 144 Filenames.

Electrical Interface: Power requirements — input voltage — 110/220 volts +/— 10%; frequency — 50 or 60 Hertz; power — 30 watts. Computer interface — Commodore type SERIAL bus or Commodore type IEEE bus.

System Features: 16K ROM based operating system; 8K RAM area; 6511Q Microprocessor; Power on self test diagnostics.



Win a FREE trip to Hawaii
Join our "Grow With Us" Club
The more you buy the better are your chances.
Details at your Dealer

Ask for us by name MSD

MSD also makes Port Expanders, RAM cartridges, Games, Audio Cassette Interface, Monitor Cables and Terminal Emulation Software.

Dealer Inquiries: 1-800-527-5285

MICRO SYSTEMS DEVELOPMENT, INC.

(214) 241-3743

11105 Shady Trail • Suite 104 • Dallas, Texas 75229

PET, VIC-20, and Commodore 64 are trademarks of Commodore Business Machines, Inc. Super Disk is a copyright of Micro Systems Development, Inc.

First Math

Steve Hamilton

This math game for children features graphics, color, and sound. In addition to displaying the correct answer after a child has entered an incorrect one, there's a small fanfare for ten consecutive correct answers. Versions for VIC, 64, TI, Radio Shack Color Computer, and Apple.

I was introduced to home computing last May when I bought the VIC-20. I got one partly for my two boys, so they would grow up with some knowledge about a computer. Since the older boy was just approaching kindergarten, I thought it would be at least a year or so before he would be ready to operate the VIC. He was ready long before I had anticipated.

The following is a simple math exercise that I developed for him. In this program, the user is given a choice of exercises: addition, subtraction, multiplication or division. Then, a choice of upper and lower limits is specified for each of the two numbers in each question. Since the computer will generate random numbers, the parameters you choose will become the limits for each number pair. This is how you can adjust the difficulty level.

BEFORE TYPING...

If you're new to computing, please read "How To Type COMPUTE!'s Programs" and "A Beginner's Guide To Typing In Programs."

Program 1: First Math – VIC Version

```
10 POKE36879,111:PRINT"{CLR}{RVS}
   {9 DOWN}{CYN}{6 RIGHT}FIRST MATH":FOR
   I=1TO2000:NEXTI:D=0
30 PRINT"{CLR}{4 DOWN}TO ADD :TYPE +"
50 PRINT"{DOWN}TO SUBTRACT :TYPE -"
70 PRINT"{DOWN}TO MULTIPLY :TYPE *":PRIN
   T"{DOWN}TO DIVIDE :TYPE /":PRINT"
   {3 DOWN}YOUR CHOICE=?{2 SPACES}";
83 GETA$:IFA$<>CHR$(42)ANDA$<>CHR$(43)AN
   DA$<>CHR$(45)ANDA$<>CHR$(47) OR A$=""
   THEN83
84 PRINT"{LEFT}"A$:INPUT"{DOWN}HIGHEST N
   UMBER";UL:INPUT"{DOWN}LOWEST NUMBER";
   R1
90 R=UL+1-R1
95 C=INT(RND(1)*R)+R1:B=INT(RND(1)*R)+R1
100 IFA$=CHR$(43)THENDEF FNA(X)=B+C
110 IFA$=CHR$(45)THEN DEF FNA(X)=B-C
120 IFA$=CHR$(42)THEN DEF FNA(X)=B*C
125 IFA$=CHR$(47)ANDC=0 THEN 95
130 IFA$=CHR$(47)ANDINT(B/C)<>B/C THEN95
135 IFA$=CHR$(47) THEN DEFFNA(X)=B/C
140 PRINT"{CLR}{2 SPACES}NO. OF ANSWERS"
150 PRINT"CORRECT IN A ROW="D:IF D=10 TH
    EN 295
180 E=FNA(X):PRINT:PRINT B;A$;C;"=";:INP
    UTF:IFF<>ETHEN 250
210 PRINT"{7 RIGHT}{3 DOWN}CORRECT"
211 POKE7931,46:POKE7932,46:POKE7975,74:
    POKE7976,75
212 POKE38651,7:POKE38652,7:POKE38695,7:
    POKE38696,7
219 FORT=1TO1000:NEXTT:D=D+1:IFD=10 THEN
     PRINT"{BLK}":GOTO 140
240 GOTO95
250 PRINT"{DOWN} THAT IS NOT CORRECT"
260 PRINTB;A$;C;"=";E
261 POKE7931,46:POKE7932,46:POKE7975,85:
    POKE7976,73
262 POKE38651,7:POKE38652,7:POKE38695,7:
    POKE38696,7
270 FORT=1TO3500:NEXT:D=0:GOTO 140
295 POKE7931,46:POKE7932,46:POKE7975,74:
    POKE7976,75
296 POKE38651,1:POKE38652,1:POKE38695,1:
    POKE38696,1
299 POKE36878,15:FORT=255TO128STEP-1
301 POKE36879,T:POKE36876,T
304 FORT1=1TO5:NEXTT1:NEXTT:FORT=128TO25
    5
309 POKE36879,T:POKE36876,T
312 FORT1=1TO5:NEXTT1:NEXTT
323 POKE36878,0:POKE36879,27
325 PRINT"{4 DOWN}{RIGHT}PLAY AGAIN (
    {RVS}Y{OFF}/{RVS}N{OFF}) ? ";
327 GET A$:IF A$="" THEN 327
328 IF A$="Y" THEN 10
330 PRINT"{CLR}{BLU}":END
```

CREATIVE SOFTWARE

– the #1* independent VIC-20 full-line software publisher in the U.S. – is proud to announce 4 new Game Cartridges & 5 Home Applications for the COMMODORE 64.™

CREATIVE SOFTWARE PRESENTS

A GAME ON CARTRIDGE FOR THE COMMODORE 64™

MOONDUST™



Joystick controller required.

CREATIVE SOFTWARE PRESENTS

A GAME ON CARTRIDGE FOR THE COMMODORE 64™

SAVE NEW YORK



Joystick controller required.

CREATIVE SOFTWARE PRESENTS

ASTROBLITZ

A GAME ON CARTRIDGE FOR THE COMMODORE 64™



Joystick controller required.

THIS GAME IS ALSO AVAILABLE FOR THE VIC-20.

CREATIVE SOFTWARE PRESENTS

TRASHMAN

A GAME ON CARTRIDGE FOR THE COMMODORE 64™



Joystick controller required.

THIS GAME IS ALSO AVAILABLE FOR THE VIC-20.

CAR COSTS

A HOME APPLICATION PROGRAM



LOAN ANALYZER

A HOME APPLICATION PROGRAM



HOUSEHOLD FINANCE

A HOME APPLICATION PROGRAM

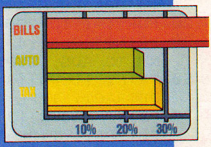

HOME INVENTORY

A HOME APPLICATION PROGRAM



DECISION MAKER

A HOME APPLICATION PROGRAM



These Home Application Programs are also available for the VIC-20.

CREATIVE SOFTWARE
A Division of ASCI, Inc.
230 East Caribbean Drive
Sunnyvale, CA 94086

*Based on survey of distributors and retailers.

Copyright 1983 by Creative Software. All rights reserved.
"VIC-20," "COMMODORE" and "COMMODORE 64" are trademarks of COMMODORE ELECTRONICS, LTD.



You get a happy face for a correct response in "First Math" – VIC version.

Program 2: First Math – 64 Version

```
5 GOTO 10
6 POKE 1720,81:POKE1722,81:POKE1799,74:P
  OKE1800,67:POKE1801,67
7 POKE 1802,67:POKE 1803,75
8 POKE55992,4:POKE55994,4:POKE56071,7:PO
  KE56072,7:POKE 56073,7:POKE 56074,7
9 POKE 56075,7:RETURN
10 POKE53280,7:POKE53281,6:PRINT"{CLR}
   {RVS}{9 DOWN}{CYN}{10 RIGHT}F I R S T
   {3 SPACES}M A T H":D=0
20 FOR I=1 TO 2000:NEXT I
30 PRINT"{CLR}{4 DOWN}{3 RIGHT}IF YOU WA
   NT TO ADD, TYPE +"
50 PRINT"{DOWN}{3 RIGHT}IF YOU WANT TO S
   UBTRACT, TYPE -"
70 PRINT"{DOWN}{3 RIGHT}IF YOU WANT TO M
   ULTIPLY, TYPE *"
72 PRINT"{DOWN}{3 RIGHT}IF YOU WANT TO D
   IVIDE, TYPE /"
75 PRINT"{3 DOWN}{3 RIGHT}YOUR CHOICE=?
   {2 SPACES}";
83 GETA$:IFA$=""THEN83
84 IF A$<>CHR$(42)ANDA$<>CHR$(43)ANDA$<>
   CHR$(45)ANDA$<>CHR$(47)THEN83
85 PRINT"{LEFT}"A$:INPUT"{2 DOWN}
   {3 RIGHT}HIGHEST NUMBER";UL:INPUT"
   {DOWN}{3 RIGHT}LOWEST NUMBER";R1
90 R=UL+1-R1
95 C=INT(RND(1)*R)+R1:B=INT(RND(1)*R)+R1
100 IFA$=CHR$(43)THENDEF FNA(X)=B+C
110 IFA$=CHR$(45)THEN DEF FNA(X)=B-C
120 IFA$=CHR$(42)THEN DEF FNA(X)=B*C
125 IF A$=CHR$(47) AND C=0 THEN 95
130 IF A$=CHR$(47) AND INT(B/C)<>B/C THE
    N 95
135 IF A$=CHR$(47) THEN DEF FNA(X)=B/C
140 PRINT"{CLR}{3 DOWN} NUMBER OF CORREC
    T ANSWERS IN A ROW="D:IF D=10 THEN 2
    95
180 E=FNA(X):PRINT:PRINT"{3 DOWN}
    {11 RIGHT}";B;A$;C;"=";:INPUTF:IFF<>
    ETHEN 250
210 PRINT"{13 RIGHT}{3 DOWN}CORRECT!!"
211 GOSUB 6
219 FORT=1TO1000:NEXTT:D=D+1:IFD=10 THEN
     PRINT"{BLK}":GOTO 140
240 GOTO95
250 PRINT"{DOWN}{5 RIGHT}...THAT IS NOT
    CORRECT"
260 PRINT"{11 RIGHT}{DOWN}";B;A$;C;"=";E
261 POKE1720,81:POKE1722,81:POKE1799,85:
    POKE 1800,67:POKE1801,67
263 POKE 1802,67:POKE 1803,73
265 POKE55992,4:POKE55994,4:POKE56071,7:
    POKE56072,7:POKE 56073,7:POKE 56074,
    7
267 POKE 56075,7
270 FORT=1TO3500:NEXT:D=0:GOTO 140
295 GOSUB 6:POKE 54276,17:POKE 54277,30:
    POKE 54278,200:POKE 54296,15
299 POKE 54272,220:FORT=120 TO 1 STEP-1
301 POKE 54273,T:POKE 53281,T
304 FORT1=1TO5:NEXTT1:NEXTT:FORT=1 TO120
309 POKE54273,T:POKE53280,T
312 FORT1=1TO5:NEXTT1:NEXTT
323 POKE54276,0:POKE54273,0:POKE54272,0:
325 PRINT"{6 DOWN}{8 RIGHT}PLAY AGAIN (
    {RVS}Y{OFF}/{RVS}N{OFF} ) ? ";
327 GET A$:IF A$="" THEN 327
328 IF A$="Y" THEN 10
330 SYS 2048:END
```



64 version.

Program 3: First Math – TI-99/4A Version

```
100 GOTO 330
110 REM MISTAKE IN INPUT
120 CALL HCHAR(6,18,32,10)
130 GOTO 950
140 FOR I=1 TO LEN(H$)
150 V=ASC(SEG$(H$,I,1))
160 CALL HCHAR(ROW,COL+I,V)
170 NEXT I
180 RETURN
190 ROW=14
200 COL=4
210 H$=CHR$(128)&CHR$(129)&CHR$(130
    )&CHR$(142)
220 GOSUB 140
230 ROW=15
240 H$=CHR$(131)&CHR$(132)&CHR$(133
    )&CHR$(141)&CHR$(143)
250 GOSUB 140
```

NEW FROM

ACCESS

THE ULTIMATE CHALLENGE FOR YOUR COMMODORE 64™ AND YOU







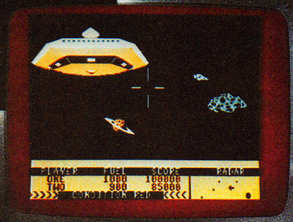

SPRITEMASTER™ is not just another sprite editor for the Commodore 64* computer.

It's the finest utility available for multicolor sprite animation and game programming.

It will have you making full color animated objects in just minutes. People running, birds flying or tanks rolling are a snap with Spritemaster.

It's a cartoon maker for children.

It will **automatically** append your sprites to other programs.

It's easy to use and understand and comes with a full 21 page instruction manual and samples of animated sprites to get you started. (Suggested retail price....$35.95)

Push your Commodore 64* to the limit!!

NEUTRAL ZONE™ takes you to the outer edges of the galaxy, to ALPHA IV, a long range early warning station whose mission is to detect alien intruders from other galaxies. You are assigned to one of the perimeter gunnery pods.

THIS IS NO-MAN'S LAND.....THE NEUTRAL ZONE.

NEUTRAL ZONE™ is the ultimate in high resolution, fast action, arcade quality games. It is written in 100% machine language and features smooth scrolling of the 360 degree panorama. All action is in 3-D, high res, full color graphics with fantastic sound effects. The realism is unbelievable. (Suggested retail price....$34.95)

SPRITEMASTER™ AND **NEUTRAL ZONE**™ ARE AVAILABLE AT YOUR LOCAL COMMODORE DEALER ON EITHER DISK OR TAPE.

ACCESS SOFTWARE INC

925 EAST 900 SOUTH, SALT LAKE CITY, UTAH 84105, TELEPHONE (801) 532-1134

*Commodore 64 is a registered trademark of Commodore Business Machines, Inc.

DYNACOMP

APPLE

ATARI

IBM-PC

NEC

NORTHSTAR

OSBORNE

PET/CBM

TRS-80

SUPERBRAIN

CP/M DISKS
DISKETTES

DYNACOMP

The Leading Distributor Of Microcomputer Software

PRESENTS

PERSONAL FINANCE SYSTEM:

One of the most complete financial management packages available. Keeps track of all tax deductible items, bank deposits, monthly charges, cash payments and more.

Personal Finance System automatically deducts check fees, gives complete financial summaries for any category on a per item, monthly or yearly basis, prints results in detail or summary form, and even plots results on a monthly bar graph. Available on diskette/disk only. ***Price $39.95 (diskette); $42.45 (disk).***

BRIDGE MASTER™

After years of success with BRIDGE 2.0, we have decided to not simply upgrade this popular card program, but to totally rewrite it! the result is BRIDGE MASTER, the best overall bridge package available.

BRIDGE MASTER *BIDS* according to the Goren point count system. It *PLAYS* following the conventions. It *SCORES* according to the rules of duplicate bridge. BRIDGE MASTER's features include continuous display of the bid and score during play, attractive screen display, score keeping and analysis, 1,000,000 different hands, and more!

BRIDGE MASTER has received rave reviews and an "A" for value (The Book of Atari Software 1983).

Available on diskette only. Requires 48K.

Price: $29.95 (diskette); $32.45 (disk)

THESE ARE ONLY TWO OF THE HUNDREDS OF PROGRAMS AVAILABLE FROM THE DYNACOMP LIBRARY OF SOFTWARE PROGRAMS:

- Business/Utilities
- Adventure
- Personal Finance
- Games
- Education
- Thought Provokers
- Statistics
- Card Games
- Engineering
- Hardware
- Supplies
- And Much, Much More!

Besides being the leading distributor of microcomputer software, DYNACOMP currently distributes software in over 60 countries. DYNACOMP provides FRIENDLY, ACCESSIBLE CUSTOMER SERVICE through our highly qualified and knowledgeable staff. WE'RE AS NEAR AS YOUR TELEPHONE.

DYNACOMP'S prices are highly competitive and we promise prompt processing of every order!

WRITE FOR A FREE, DETAILED CATALOG

Daytime	*24 Hour*	*Office Hotline:*
Toll Free Order Phones:	*Message and Order Phone:*	*9-5 E.S.T.*
(800) 828-6772 (800) 828-6773	*(716) 442-8731*	*(716) 442-8960*

DYNACOMP, INC.

1427 Monroe Avenue • Rochester, NY 14618

```
260 ROW=16
270 IF CORRECT=0 THEN 300
280 H$=CHR$(134)&CHR$(135)&CHR$(136
    )&CHR$(140)
290 GOTO 310
300 H$=CHR$(137)&CHR$(138)&CHR$(139
    )&CHR$(140)
310 GOSUB 140
320 RETURN
330 RANDOMIZE
340 GOSUB 1560
350 CALL CLEAR
360 FOR J=5 TO 8
370 CALL COLOR(J,16,5)
380 NEXT J
390 CALL SCREEN(4)
400 PRINT TAB(4);"F I R S T
    {4 SPACES}M A T H": : : : : : :
     : : : :
410 CALL SOUND(500,262,2,330,2,392,
    2)
420 CALL SOUND(500,262,2,349,2,440,
    2)
430 CALL SOUND(500,262,2,330,2,392,
    2)
440 CALL SOUND(500,247,2,349,2,392,
    2)
450 CALL SOUND(800,262,2,330,2,392,
    2)
460 FOR I=1 TO 300
470 NEXT I
480 CALL CLEAR
490 D=0
500 CALL SCREEN(12)
510 PRINT "TO ADD{12 SPACES}:TYPE +"
    : :
520 PRINT "TO SUBTRACT{7 SPACES}:TY
    PE -": :
530 PRINT "TO MULTIPLY{7 SPACES}:TY
    PE x": :
540 PRINT "TO DIVIDE{9 SPACES}:TYPE
     /": : :TAB(6);"YOUR CHOICE ? "
    ;
550 CALL KEY(0,A,ST)
560 IF (A<>43)*(A<>88)*(A<>45)*(A<>
    47)THEN 550
570 IF A<>88 THEN 590
580 A=120
590 PRINT CHR$(A): : : : : : :
600 INPUT "HIGHEST NUMBER ? ":UL
610 PRINT
620 PRINT
630 INPUT "LOWEST NUMBER ? ":LL
640 R=UL+1-LL
650 C=INT(RND*R)+LL
660 B=INT(RND*R)+LL
670 IF (A=120)+(A=45)+(A=47)THEN 70
    0
680 F=B+C
690 GOTO 790
700 IF (A=120)+(A=47)THEN 730
710 F=B-C
720 GOTO 790
730 IF A=120 THEN 780
740 IF C=0 THEN 650
750 IF INT(B/C)<>B/C THEN 650
760 F=B/C
770 GOTO 790
780 F=B*C
790 CALL CLEAR
```



TI happy face for correct response.

```
800 CALL SCREEN(10)
810 ROW=3
820 COL=2
830 H$="CORRECT ANSWERS IN A ROW ="
840 GOSUB 140
850 COL=29
860 H$=STR$(D)
870 GOSUB 140
880 FOR I=1 TO 50
890 NEXT I
900 IF D=10 THEN 1390
910 ROW=6
920 COL=6
930 H$=STR$(B)&CHR$(A)&STR$(C)&CHR$
    (61)&CHR$(63)
940 GOSUB 140
950 H$=""
960 C$=""
970 K=0
980 CALL KEY(0,E,ST)
990 IF ST=0 THEN 980
1000 IF E=13 THEN 1090
1010 IF ((E<48)+(E>57))*(E<>45)THEN
     110
1020 H$=CHR$(E)
1030 C$=C$&H$
1040 ROW=6
1050 K=K+1
1060 COL=18+K
1070 GOSUB 140
1080 GOTO 980
1090 E=VAL(C$)
1100 IF E<>F THEN 1230
1110 CORRECT=1
1120 GOSUB 190
1130 COL=11
1140 ROW=15
1150 H$="C O R R E C T ! !"
1160 GOSUB 140
1170 FOR I=1 TO 200
1180 NEXT I
1190 REM SMILE
1200 D=D+1
1210 IF D=10 THEN 790
1220 GOTO 650
1230 REM INCORRECT
1240 CORRECT=0
```

```
1250 GOSUB 190
1260 H$=" SORRY, BUT "
1270 ROW=15
1280 COL=9
1290 GOSUB 140
1300 H$=STR$(B)&CHR$(A)&STR$(C)&" "
     &CHR$(61)&" "&STR$(F)&"."
1310 COL=13
1320 ROW=19
1330 GOSUB 140
1340 REM FROWN
1350 FOR I=1 TO 800
1360 NEXT I
1370 D=0
1380 GOTO 790
1390 REM UP&DOWN SOUND,LIGHT
1400 CALL CLEAR
1410 FOR I=16 TO 1 STEP -1
1420 CALL SOUND(2,I*50+60,6)
1430 CALL SCREEN(I)
1440 NEXT I
1450 FOR I=1 TO 16
1460 CALL SOUND(2,I*50+60,6)
1470 CALL SCREEN(I)
1480 NEXT I
1490 CALL SCREEN(3)
1500 PRINT TAB(3);"Y O U{3 SPACES}D
      I D{3 SPACES}I T ! !": : : :
     : :
1510 PRINT "{4 SPACES}TRY AGAIN (Y/
     N)?";
1520 CALL KEY(0,E,ST)
1530 IF ST=0 THEN 1520
1540 IF E=ASC("Y")THEN 480
1550 END
1560 REM DEFINE CUSTOM CHARACTERS
1570 FOR I=128 TO 143
1580 READ A$
1590 CALL CHAR(I,A$)
1600 NEXT I
1610 DATA 030F1F3F7F7FFFFE,FFFFFFFF
     FFFFFF3E,F0FCFEFFFFFFFF3F
1620 DATA FEFEFEFFFFFFFFFF,3E3E3EFF
     F7EFDFE3,3F3F3FFFFFFFFFFF
1630 DATA FFF97C3E1F0F0701,FFFFFF7F
     0080FFFF,FFCF9F3F7FFFFEF8
1640 DATA FFFF7E3C1D0F0701,FF0000FF
     FFFFFFFF,FF7F3F9FDFFFFEF8
1650 DATA F8F0E0C080000000,FC9E6FEF
     EF1FFEFC,000000080C0E0F0F8
1660 DATA 000080F8C0800000
1670 FOR J=13 TO 14
1680 CALL COLOR(J,14,1)
1690 NEXT J
1700 RETURN
```

Program 4:
First Math – Color Computer Version

```
100 CE=128+16*2+15:CN=128+16*7+15:C
    M=128+16*3+15
110 CLS 7
120 PRINT@231,"F I R S T{3 SPACES}M
     A T H";:FOR I=1 TO 1200:NEXT I
130 CLS 3:PRINT@99,"TO ADD: TYPE +
    ";
140 PRINT@163,"TO SUBTRACT: TYPE -
    ";
150 PRINT@227,"TO MULTIPLY: TYPE *
    ";
160 PRINT@291,"TO DIVIDE: TYPE / ";
170 PRINT@387,"YOUR CHOICE ";:INPUT
     A$:IF A$<>("+") AND A$<>("-")
    AND A$<>("*") AND A$<>("/") THE
    N 170
180 PRINT@387,"HIGHEST NUMBER ";:IN
    PUT UL
190 PRINT@451,"LOWEST NUMBER ";:INP
    UT LL
200 R=UL+1-LL
210 B=INT(RND(R))+LL-1:C=INT(RND(R)
    )+LL-1
220 CLS:PRINT@67,"CORRECT ANSWERS I
    N A ROW=";D:IF D=10 THEN 430
230 IF A$="+" THEN E=B+C:GOTO 290
240 IF A$="-" THEN E=B-C:GOTO 290
250 IF A$="*" OR A$="X" THEN E=B*C:
    A$="X":GOTO 290
260 IF A$="/" AND C=0 THEN 210
270 IF A$="/" AND INT(B/C)<>B/C THE
    N 210
280 IF A$="/" THEN E=B/C
290 PRINT@137,B;A$;C;"=";:INPUT F:I
    F F<>E THEN 360
300 PRINT@200,"G O O R R E C T ! !";
310 PRINT@268,CHR$(CE);"{3 SPACES}"
    ;CHR$(CE):PRINT@334,CHR$(CN)
320 PRINT@395,CHR$(CM);"{5 SPACES}"
    ;CHR$(CM)
330 PRINT@428,CHR$(CM);"{3 SPACES}"
    ;CHR$(CM)
340 PRINT@461,CHR$(CM)+CHR$(CM)+CHR
    $(CM)
```



Color Computer version.

```
350 FOR I=1 TO 900:NEXT I:D=D+1:GOT
    O 210
360 SOUND 1,3:PRINT@196,"SORRY, BUT"
370 PRINT@207,B;A$;C;"=";E;"."
380 PRINT@268,CHR$(CE);"{3 SPACES}"
    ;CHR$(CE):PRINT@334,CHR$(CN)
390 PRINT@397,CHR$(CM)+CHR$(CM)+CHR
    $(CM)
400 PRINT@428,CHR$(CM);"{3 SPACES}"
    ;CHR$(CM)
```

```
410 PRINT@459,CHR$(CM);"{5 SPACES}"
    ;CHR$(CM)
420 FOR I= 1 TO 2500:NEXT I:D=0:GOT
    O 220
430 REM YOU DID IT!!
440 FOR I=8 TO 0 STEP -1:SOUND I*30
    +5,2:CLS I:NEXT I
450 FOR I=0 TO 8:SOUND I*30+5,1:CLS
     I:NEXT I
460 CLS 7:PRINT@106,"YOU DID IT!!";
470 PRINT@167,"PLAY AGAIN (Y/N) ";:
    INPUT A$:IF A$="Y" THEN D=0:GOT
    O 130
480 CLS:END
```

Program 5: First Math – Apple Version

```
100  GOSUB 670
110  GOTO 260
120  DIM X(100),Y(100)
130 P = 2 * (355 / 113): FOR I = 1 TO 1
     00:ANGLE = P * (I / 100):X(I) = 15
      *  SIN (ANGLE):Y(I) = 15 *  COS (
     ANGLE): NEXT I
140  RETURN
150  POKE 230,32: CALL 62450: HGR : CALL
      - 1994: GR : COLOR= 7: PLOT 16,15
     : PLOT 24,15: COLOR= 4: PLOT 20,19
160  COLOR= 11: IF C1 = 0 THEN 190
170  PLOT 15,23: PLOT 25,23: PLOT 16,24
     : PLOT 24,24: PLOT 17,25: PLOT 23,
     25: HLIN 18,22 AT 26
180  GOTO 200
190  HLIN 18,22 AT 23: PLOT 17,24: PLOT
     23,24: PLOT 16,25: PLOT 24,25: PLOT
     15,26: PLOT 25,26
200  COLOR= 1
210  FOR I = 1 TO 100: PLOT X(I) + 20,Y
     (I) + 20: NEXT I
220  VTAB 22: HTAB 10: FLASH : IF C1 =
     1 THEN  PRINT "  G O O D   J O B !
     ! ": NORMAL : GOTO 250
230  NORMAL : VTAB 22: HTAB 6: PRINT "S
      O R R Y , B U T  ";B;" ";A$;" ";C
     ;"=";" ";: INVERSE : PRINT E: NORMAL

240  FOR I = 1 TO 2000: NEXT I
250  FOR I = 1 TO 1500: NEXT I: HOME : HGR
     : POKE 34,0: HOME : TEXT : RETURN

260  HOME : INVERSE : VTAB 10: HTAB 12:
      PRINT "F I R S T   M A T H": NORMAL
     : VTAB 18: HTAB 4: PRINT ". . . W
     A I T  A  S E C O N D"
270  GOSUB 120
280  HOME : VTAB 4: HTAB 7: PRINT "TO "
     ;: INVERSE : PRINT "ADD";: NORMAL
     : PRINT "       : TYPE +"

290  VTAB 6: HTAB 7: PRINT "TO ";: INVERSE
     : PRINT "SUBTRACT";: NORMAL : PRINT
     " : TYPE -"
300  VTAB 8: HTAB 7: PRINT "TO ";: INVERSE
     : PRINT "MULTIPLY";: NORMAL : PRINT
     " : TYPE *"
310  VTAB 10: HTAB 7: PRINT "TO ";: INVERSE
     : PRINT "DIVIDE";: NORMAL : PRINT
     " : TYPE /"
320  VTAB 13: HTAB 7: PRINT "YOUR CHOIC
     E= ";
330  INPUT A$: IF A$ <  > ("*") AND A$ <
      > ("+") AND A$ <  > ("-") AND A$ <
      > ("/") THEN 330
340  VTAB 17: HTAB 7: INPUT "HIGHEST NU
     MBER= ?";UL: VTAB 19: HTAB 7: INPUT
     "LOWEST NUMBER=  ?";LL
350 R = UL + 1 - LL
360 C =  INT ( RND (1) * R) + LL:B =  INT
     ( RND (1) * R) + LL
370  IF A$ = ("+") THEN  DEF  FN A(X) =
     B + C

380  IF A$ = ("-") THEN  DEF  FN A(X) =
     B - C
390  IF A$ = ("*") THEN  DEF  FN A(X) =
     B * C
400  IF A$ = ("/") AND C = 0 THEN 360
410  IF A$ = ("/") AND  INT (B / C) <  >
     B / C THEN 360
420  IF A$ = ("/") THEN  DEF  FN A(X) =
     B / C

430  HOME : VTAB 7: HTAB 8: PRINT "CORR
     ECT ANSWERS IN A ROW= ";: INVERSE
     : PRINT D: NORMAL
440 E =  FN A(X): VTAB 15: HTAB 15: PRINT
     B;" ";A$;" ";C;"= ";: INPUT F: IF
     F <  > E THEN 480

450  HOME :C1 = 1: GOSUB 150
460 D = D + 1: IF D = 10 THEN 500
470  GOTO 360
480  HOME :C1 = 0: GOSUB 150
490 D = 0: GOTO 430
500  REM  YOU WIN!!
510 D = 0: GOSUB 560
520  VTAB 22: HTAB 8: FLASH : PRINT "
     Y O U   D I D   I T !!"

530  FOR I = 1 TO 5: POKE 768,1: POKE 7
     69,200 - I * 30: CALL 770: NEXT I:
      FOR I = 1 TO 10: POKE 768,1: POKE
     769,40 + I * 20: CALL 770: NEXT I
540  NORMAL : VTAB 24: HTAB 10: PRINT "
     TRY AGAIN (Y/N) ?";: GET A$: IF A$
      = ("Y") THEN  TEXT : GOTO 280
550  TEXT : HOME : HTAB 5: VTAB 8: PRINT
     "...SEE YA LATER...": END

560  POKE 230,32: CALL 62450: HGR : CALL
      - 1994: GR
570  FOR J = 1 TO 3
580 CL = 0:L0 = 0:H1 = 19:S1 = 1: GOSUB
     620
590 CL = 17:L0 = 19:H1 = 0:S1 =  - 1: GOSUB
     620
600  NEXT J
610  RETURN
620  FOR I = L0 TO H1 STEP S1: COLOR=  INT
     ( RND (1) * CL):X1 = 19 - I:X2 = 2
     0 + I:Y1 = 19 - I:Y2 = 20 + I

630  HLIN X1,X2 AT Y1: VLIN Y1 + 1,Y2 AT
     X2
640  HLIN X2 - 1,X1 AT Y2: VLIN Y2 - 1,
     Y1 AT X1
650  NEXT I
660  RETURN
670  REM  LOAD MUSIC ROUTINE
680  FOR I = 770 TO 795: READ M: POKE I
     ,M: NEXT I
690  DATA  172,01,03,174,01,03,169,04,3
     2,168,252,173,48,192,232,208,253,1
     36,208,239,206,0,03,208,231,96
700  RETURN
```

©

BLOCKHEAD

Matt Giwer

The blockhead moves vertically, bouncing as he goes, and tries to pop the floating balloons. You must catch him as he comes down, but his wildly erratic movements make that very difficult. Versions for 64 and Atari – requires paddles.

"Blockhead" is similar to some of the early arcade games. You will need a paddle in position one to play. The knob controls the position, and the trigger bounces the blockhead. The objective is to pop the balloons and catch the blockhead when he comes back down. When the blockhead hits the balloons, there will be an explosion; he will be bounced around, hitting more balloons.

After you clear one screen of balloons, you will get a new set and advance to the next level of play. At each advancing level the blockhead moves more wildly as he comes down. More balloons will be punctured, but there is also a greater chance either of missing him or of his being thrown outside the area of play. There are five blockheads per game. When you miss the last one, you will be given the opportunity for a new game.

Subroutine Strategy

Although Blockhead seems like a simple game, there is more involved than might first be imagined. Let's take a look at the game logistics in the Atari version. The blockhead must move up and down. A calculated trajectory would slow down the game considerably, so the vertical motions are stored in strings, BU$ and BD$. The numbers in these strings, in groups of three, are the vertical positions that use VAL(BU$(x,x+2)) POKEd into PLY, which is the vertical position of the blockhead. Blockhead is Player 0 of the P/M graphics.

Since activities such as scoring are sometimes required to be called out of the normal game sequence, this is a subroutine-oriented program. For example, when the last blockhead is missed, the game goes to the subroutine at line 6000. The number of balloons broken still has to be counted, so the subroutine SCORE is called here also. At line 1910, the start of the first game, or at line 6030, the start of a new game, the program waits for a trigger pull by calling the subroutine TRGR. But when it goes to a new level, line 5840, there is no need to wait for a trigger pull, so it is not called. Line 2175 sets up a new game, but only after the player has agreed by pulling the trigger as called in line 6030.

The rest of the game is straightforward. The P/M graphics are set up starting at line 30000. From this line on, REMs are used to indicate significant routines, statements, or definitions. The Vertical Blank Interrupt routine defines player movement. The definition of each player is also noted by REMs.

The lines discussed below are of special interest.

Lines 5012 and 5512 evaluate the BU$ and BD$ to determine the vertical positions.

Line 5109 determines the horizontal position of the blockhead with respect to the position of the graphics.

Lines 5110-5114 pop balloons two or four at a time depending on the size of the player. The eight bits of the player control eight color clocks, while the eight bits of a character in GRAPHICS 0 control only half-color clocks. The result is that eight bits in P/M graphics are twice as wide as eight bits in normal graphics.

Line 5810 calls the machine language string written in line 51. This routine reads the top lines of the screen and counts the number of occurrences of the CTRL T "balloons" at the top of the screen. The 23rd character in this string, the uppercase T, determines which character is searched for. To search for a different character, the T must be replaced. First look at Table 9.6 (p. 55) of the *Atari BASIC Reference Manual* and find the number of the character you want to search for. Then look at Appendix C and find the ATASCII character for that number, and substitute the ATASCII character for the T. This machine language string works for only the first 256 locations on the screen, or for about six and one-half lines.

Note the POKE PLX+1, PADDLE(0) used in most subroutines. This is the catching platform; you are asked to update its position whenever possible. This is required so the platform won't end up off of the screen as you turn the knob.

THERE'S A COMPUTER BORN EVERY MINUTE...

GIVE IT A HOME.

For **$89.95** with the CS-1632 you can house your computer, peripherals, and accessories without spending a fortune.



For those with a large computer family the CS-2748 gives you all the room you need for your computer, monitor, printer, peripherals, software, etc. at a price that's hard to believe: **$299.95.**



The CS-1632 computer storage cabinets compact yet functional design fits almost anywhere while housing your computer monitor, joysticks, software, books and peripherals all for only $89.95.
The slide out shelf puts the computer at the right height and position for easy comfortable operation.
The fold up locking door keeps unwanted fingers off the key board when not in use.
To store joysticks just turn them upside down and slide them into the inverted storage rack.
Twist tabs on the back of center panel allow for neat concealed grouping of wires, while power packs rest hidden behind center panel on shelf.
The slide out software tray has room for 14 cartridges or cassettes and up to 30 diskettes. Most brands of software will fit between the adjustable partitions with a convenient hook for the spare key at rear.
Stand fits Atari 400 & 800, Commodore 64 & VIC 20, Ti 99/4A and TRS-80.
Cabinet dimensions overall 36" high x 33-7/8" wide x 16" deep.



To order CS-1632 send $89.95 to:



To order CS-2748 send $299.95 to:

HYTEC SYSTEMS

P. O. Box 446
West Lynn, OR 97068
For Fast Phone Orders Call Toll Free **1-800-547-3100**
Inside Oregon Call **(503) 635-6667**

Name _____

Address _____

City _____ State _____ Zip _____

Quantity_____ CS-1632 Quantity_____ CS-2748

☐ Golden Oak Finish ☐ Natural walnut finish

☐ My personal check, cashiers check or money order is enclosed.
☐ Bill my VISA # _____ Exp. Date ____
☐ Bill my MasterCard # _____ Exp. Date ____
☐ Please include freight charge on my VISA or MasterCard.

Card Holders Signature _____

Immediate shipment if in stock. If not, allow 3-4 weeks for delivery. If personal check is sent allow additional 2 weeks. CS-1632 ships UPS freight collect from Oregon. CS-2748 ships by truck freight collect from Oregon. Prices subject to change. Shipment subject to availability.

Both the CS-1632 and CS-2748 ship unassembled in two cartons. Assembly requires only a screwdriver, hammer, and a few minutes of your time.
Choice in simulated woodgrain of warm golden oak or rich natural walnut finish.

The two slide-out shelves put the keyboard at the proper operating height while allowing easy access to the disk drives.
The bronze tempered glass door protecting the keyboard and disk drives simply lifts up and slides back out of the way during use.
Twist tabs on the back of the center panel allow for neat concealed grouping of wires while a convenient storage shelf for books or other items lies below.
The printer sits behind a fold down door that provides a work surface for papers or books while using the keyboard. The lift up top allows easy access to the top and rear of the printer. A slot in the printer shelf allows for center as well as rear feed printers.
Behind the lower door are a top shelf for paper, feeding the printer, and a bottom shelf to receive printer copy as well as additional storage.
Stand fits same computers as the CS-1632 as well as the Apple I and II, IBM-PC, Franklin and many others.
The cabinet dimensions overall: 39-1/2" high x 49" wide x 27" deep.
Keyboard shelf 20" deep x 26" wide. Disk drive shelf 15-34" deep x 26" wide. Top shelf for monitor 17" deep x 27" wide. Printer shelf 22" deep x 19" wide.

HYTEC SYSTEMS

Notes For 64 Version Of Blockhead

Gregg Peele, Programming Assistant

The Commodore 64 version of "Blockhead" utilizes the eight available sprites and an interrupt-driven routine which continues running even when the BASIC program is stopped. Using this machine language routine provides for optimal motion within the game and provides a means to constantly monitor the position of the sprites and set or unset the most significant bit of each sprite depending on which side of the "seam" the sprite is on.

This game works using a timer. The object of the game is to "pop" the balloons as they float across the sky. The more balloons that you pop within your time limit, the more points you receive. Not only must you continually attempt to pop balloons, but you must also catch the blockhead before he falls below his home base. If you miss catching him, points are deducted until you can bring him back to the surface (using the fire button).

The original version of this game is written to be used with Atari-style paddles. If you have Commodore paddles, you must change lines 1070 and 1080 to read as follows:

```
1070 DATA 216,24,173,164,194,105,28,141
1080 DATA 161,194,56,173,164,194,233,217
```

This alteration leaves a slight glitch in the paddle movement around the seam but provides for optimal range for movement around the screen.

Blockhead utilizes the collision register to detect when one sprite "touches" another sprite. Since the collision register is changed only temporarily when sprites collide, the contents representing the collision must be saved until an event occurs which may again make the sprite collide with another sprite. The stored register is then cleared and the sprite is again ready for collision. Collision detection between the blockhead and the balloons is handled through BASIC. Since BASIC runs at a relatively slow rate, the blockhead must hit the balloon squarely to initiate a collision. A glancing blow will not generally "pop" a balloon.

BEFORE TYPING...

If you're new to computing, please read "How To Type COMPUTE!'s Programs" and "A Beginner's Guide To Typing In Programs."

Program 1: Atari Blockhead

```
50 DIM B$(40)
51 B$="h▒Y{E}W▒X{E}V]{,}{E}T{E}U"
   {,}■{,}1VIT P{A}hH{H}I{,}PS{J}{E}T
   ‘"
90 DIM T1$(35),BU$(60),BD$(60),N$(10
   )
95 BU$="182152127107092072067062057052045"
96 BD$="045052057062067072092107127152182192212255"
97 N$="1 2 3 4 5 "
100 BOUNCEUP=5000:HITTEST=5100:MOVE2
    =5200:SETUP=5300:START=5400:BOUN
    CEDOWN=5500:CATCH=5600:MISS=5700
110 SCORE=5800:START1=5450:LEVEL=590
    0:LOSS=6000:EXPLO=6100:TRGR=6200
150 LEV=3:C=1:PPP=9
1900 GOSUB 30000
1910 GOSUB START:GOSUB TRGR:GOSUB ST
     ART1
2000 REM CONTROL LOOP
2100 FOR IJK=0 TO 1 STEP 0
2150 GOSUB MOVE2
2160 GOSUB BOUNCEUP
2170 GOSUB BOUNCEDOWN
2175 IF NGAME=1 THEN GOSUB START:GOS
     UB START1:NGAME=0:GOTO 2900
2180 GOSUB SCORE
2900 NEXT IJK
5000 REM BOUNCEUP
5005 I=-1:B=A
5007 C=-C
5010 FOR IJK=0 TO 1 STEP 0:I=I+1:POK
     E 53278,0
5012 TRAP 5090:R=VAL(BU$(I*3+1,I*3+3
     )):TRAP 40000
5020 POKE PLY,R:SOUND 0,R+A,10,15
5022 IF PEEK(53252)<>0 THEN IF B<58
     OR B>190 THEN POKE 53278,0:C=-C
     :B=B+(10*C):POKE PLX,B
5030 POKE PLX,B:IF PEEK(53252)<>0 TH
     EN GOSUB HITTEST:GOTO 5080
5070 A=PADDLE(0):POKE PLX+1,A
5080 NEXT IJK
5090 RETURN
5100 REM HITTEST
5105 POKE PLX+3,0:POKE 53278,0:IF B<
     54 OR B>192 THEN 5190
5109 BB=INT((B-46)/4):POKE PLX+1,PAD
     DLE(0)
5110 IF R=67 THEN POSITION BB,4:? "
      ";:GOTO 5140
5111 IF R=62 THEN POSITION BB,4:? "
      {DOWN}{2 LEFT}  ";:GOTO 5140
5112 IF R=57 THEN POSITION BB,3:? "
      {DOWN}{2 LEFT}  ";:GOTO 5140
5113 IF R=52 THEN POSITION BB,2:? "
      {DOWN}{2 LEFT}  ";:GOTO 5140
5114 IF R=45 THEN POSITION BB,1:? "
      {DOWN}{2 LEFT}  ";
5140 POKE PLX+2,B:POKE PLY+2,R:SOUND
```

"And the Last shall be first"

London Sunday Times March 4, 1983

THE LAST ONE

D.J. "AI" Systems Inc.

A Product of: BLUE SKY SOFTWARE

Contact your nearest computer dealer today....you'll be so glad you did !

Distributed by:

COMPUTER MARKETING 300 W. Marlton Pike Cherry Hill, NJ 08002 (609) 795-9480

DES - DATA EQUIPMENT SUPPLY CORP. 8315 Firestone Blvd. Downey, CA 90221 (213) 923-9361

```
 1,R+BB,6,15:B=B+4*INT(3*RND(0)
-1):I=I-INT(2*RND(0)):SOUND 1,0
,0,0
5150 POKE PLX+2,0:POKE PLY+2,0
5190 RETURN
5200 REM MOVE2 CLOWN AND PLATFORM
5210 FOR IJK=0 TO 1 STEP 0
5218 A=PADDLE(0)
5230 TRAP 5240:POKE PLX,A:POKE PLX+1
,A:TRAP 40000
5240 IF PTRIG(0)=0 THEN 5290
5280 NEXT IJK
5290 POKE PLX+3,A:POKE PLY,172:Q=1*1
:POKE 77,0:RETURN
5300 REM SETUP
5320 POKE PLX,100:POKE PLY,180
5322 POKE PLX+1,100:POKE PLY+1,192
5324 POKE PLX+3,0:POKE PLY+3,183
5390 RETURN
5400 REM START
5410 T1$="{32 T}"
5420 FOR I=1 TO 4:POSITION 4,I:? T1$
:NEXT I
5430 FOR I=0 TO 20:POSITION 1,I:? "
{B}";:NEXT I
5431 FOR I=0 TO 20:POSITION 38,I:? "
{V}";:NEXT I:POSITION 2,21:? N$
;
5432 POSITION 2,22:? "PUSH TRIGGER T
O START{10 SPACES}";
5439 RETURN
5450 POSITION 2,21:? N$;" LEVEL:";LE
V;"  SCORE: ";SC;
5454 POSITION 2,22:? "{31 SPACES}";:
POSITION 10,21:? " ";:Q=1^1
5460 POKE 77,0:N$(9,9)=" "
5470 POSITION 12,22:? "HIGH SCORE ";
HSCR
5490 RETURN
5500 REM BOUNCEDOWN
5505 I=-1:POKE 53278,0
5510 FOR IJK=0 TO 1 STEP 0:I=I+1:POK
E 53278,0
5512 TRAP 5585:R=VAL(BD$(I*3+1,I*3+3
)):TRAP 40000
5520 POKE PLY,R:SOUND 0,R+A,10,15
5521 POSITION 4,22:? I;
5522 IF PEEK(53252)<>0 THEN IF B<58
OR B>190 THEN POKE 53278,0:C=-C
:B=B+(10*C):POKE PLX,B
5528 TRAP 5529:B=B+(LEV*C):POKE PLX,
B:TRAP 40000
5529 IF PEEK(53252)<>0 THEN GOSUB HI
TTEST:GOTO 5080
5530 IF PEEK(53261)<>0 THEN GOSUB CA
TCH:SOUND 0,0,0,0:GOTO 5590
5570 POKE PLX+1,PADDLE(0):GOTO 5580
5580 NEXT IJK
5585 GOSUB MISS:SOUND 0,0,0,0
5590 RETURN
5600 REM CATCH
5610 POKE PLY,182:POKE 53278,0
5690 RETURN
5700 REM MISS
5710 SOUND 0,0,0,0:POKE 53278,0:GOSU
B EXPLO
5720 PPP=PPP-2:IF PPP=-1 THEN GOSUB
LOSS:GOTO 5790
5722 N$(PPP,PPP)=" "
5724 GOSUB START1
5780 POKE PLY,182
5790 RETURN
5800 REM SCORE
5805 JUMPS=JUMPS+2
5810 S=USR(ADR(B$))
5820 SCR=128-S:SC=SCR*5-JUMPS+SCC
5830 POSITION 29,21:? SC;
5840 IF S=0 THEN GOSUB LEVEL:GOSUB S
TART:GOSUB START1:POKE 53761,16
0
5890 RETURN
5900 REM LEVEL
5910 LEV=LEV+3
5920 SCC=SC
5990 RETURN
6000 REM LOSS
6005 GOSUB SCORE
6010 IF SC>HSCR THEN HSCR=SC
6020 POSITION 10,10:? "SORRY, YOU LO
SE";
6030 POSITION 9,11:? "PUSH TRIG FOR
ANOTHER GAME";:SCC=0:SOUND 0,0,
0,0:JUMPS=0:LEV=3:SC=0:PPP=9
6035 GOSUB TRGR
6040 POSITION 2,21:? "{35 SPACES}";
6080 POSITION 10,10:? "{15 SPACES}";
6082 POSITION 9,11:? "{26 SPACES}";:N
GAME=1:N$="1 2 3 4 5 "
6090 RETURN
6100 REM EXPLO
6105 FOR IKK=14 TO 0 STEP -2
6110 SOUND 3,200/(IKK+1),0,15:Q=1^1
6112 A=PADDLE(0):POKE PLX,A:POKE PLX
+1,A
6115 NEXT IKK
6120 SOUND 3,0,0,0
6190 RETURN
6200 REM TRGR INPT
6210 IF PTRIG(0)=1 THEN 6210
6290 RETURN
30000 REM *****PM SETUP*****
30010 GRAPHICS 0:POKE 106,PEEK(106)-
16:GRAPHICS 0:POKE 752,1
30204 POKE 53277,3:REM *****GRACTL P
LAY&MISS*****
30206 POKE 559,62:REM *****DMACTL,1L
INE,PLAY,MIS,NORM FIELD*****
30208 POKE 54279,PEEK(106):REM *****
32PAGE RESERVE*****
30210 POKE 53256,0:POKE 53257,0:POKE
 53258,0:POKE 53259,0:REM ****
*PLAY SIZES*****
30212 POKE 623,33:REM *****PRIORITY
PF OVER PL*****
30214 MYPMBASE=256*PEEK(106):REM ***
**NEW PM BASE*****
30230 POKE 704,150:POKE 705,199:POKE
 706,15:POKE 707,199:POKE 1788
,(PEEK(106)+4):REM *****START
OF PM DATA*****
30232 POKE 710,52:POKE 709,58:POKE 7
11,29:POKE 712,0
30236 REM *****VBLANK INTERUPT ROUTI
NE*****
30238 FOR I=1536 TO 1706:READ A:POKE
 I,A:NEXT I
30240 FOR I=1774 TO 1787:POKE I,0:NE
XT I
30242 DATA 162,3,189,244,6,240,89,56
,221,240,6,240,83,141,254,6,10
6,141
30244 DATA 255,6,142,253,6,24,169,0,
109,253,6,24,109,252,6,133,204
,133
```

D.E.S.-SOFT ™

a division of
DES-Data Equipment Supply Corp.

LASER COMMAND by Bob Burnett



You are the commander of a squadron of laser ships. It is your duty to defend the cities of Earth against the alien onslaught. Spectacular graphics and machine code for super fast arcade fun. VIC-20 and cassette, joystick.
$20.00

BONZO (c)by Kavan



One of the most popular games in Europe. You control BONZO as he climbs the ladders and picks up point blocks. Watch out for the alien guards. Excellent graphics & sound. 100% machine code. VIC-20 w/8K expander, cassette. Joystick or keyboard.
$20.00

HOPPER by Thomas Kim

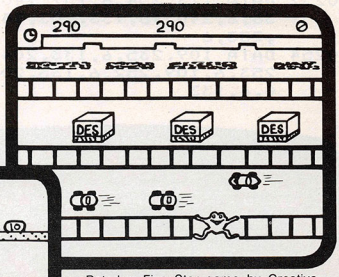

Rated a Five Star game by Creative Computing. Avoid the cars, buildings, logs and other obstacles to bring the frog home. Machine language. VIC-20, cassette and joystick.
$20.00

SHIFTY (c)by Kavan



Watch the maze change as you pass thru the revolving doors. This is a really cute one. Machine language. VIC-20 w/8K expander, cassette. Joystick and keyboard.
$20.00

SPACE TRADER

by Doug Caruthers



Search for the lost planet of Alantia. 1 to 4 players. Text adventure. VIC-20 w/16K expander and cassette.
$39.95

Many exciting titles to choose from.
New Software for the CBM B500/700 series available now !!
More to Come !!!

PAL 20 ™ — $10.00

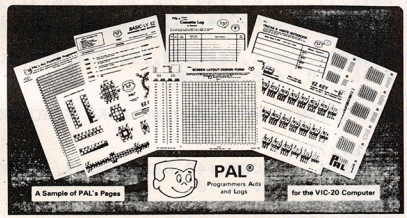

- 95 pages of aids, worksheets & logs
- Something for every VIC-20 programmer
- Coming soon for the Commodore 64

NEW for the VIC-20 & 64

electronic ab VIC-20 products

VIC FORTH — **$59.95**
This is a highly capable language that operates from cartridge. It is based on Fig-Forth. Disk and cassette compatible. Vic Forth will work with any memory expansion. 3K of RAM is included in this cartridge.

VIC GRAPH — **$49.95**
The intention of this program is to serve as a mathematical and pedagogic aid for studying complicated equations and functions by their graphs. Plots graphics in high resolution within an x-axis range defined by you. You can also "blow up" parts of a graph in detail by a specified range.

VIC STAT — **$49.95**
Vic Stat is a cartridge which will simplify your work with statistics and graphic displays. It will add approximately 15 commands to BASIC. For example, bar chart, horizontal or vertical, plotting with 2024 points, printout of screen. Statistical commands for calculations of, for example, mean value, standard deviation, variance, etc.

VIC REL — **$59.95**
The purpose of this cartridge is to simplify control of, for example, burglar alarms, garage doors, door locks, heating elements, lamps, radios, remote controllers, valves, pumps, telephones, accumulators, irrigation systems, electrical tools, stop watches, ventilators, humidifiers, etc., etc. This cartridge contains 6 relay outputs and 2 inputs of type optocoupler. For the VIC-20 and Commodore 64.

SEE YOUR LOCAL DEALER TO SEE OUR FINE PRODUCTS

Dealer Inquiries Invited ***Software Distribution Available*** ***Programs Wanted***

(714) 778-5455 — D E S — Data Equipment Supply Corp. 8315 Firestone Blvd., Downey, CA 90241 — (213) 923-9361

VIC-20™, COMMODORE™, COMMODORE 64™, and CBM™ are trademarks of Commodore Business Machines, Inc.

```
30246 DATA 206,189,240,6,133,203,173
      ,254,6,133,205,189,248,6,170,2
      32,46,255
30248 DATA 6,144,16,168,177,203,145,
      205,169,0,145,203,136,202,208,
      244,76,87
30250 DATA 6,160,0,177,203,145,205,1
      69,0,145,203,200,202,208,244,1
      74,253,6
30252 DATA 173,254,6,157,240,6,189,2
      36,6,240,48,133,203,24,138,141
      ,253,6
30254 DATA 109,235,6,133,204,24,173,
      253,6,109,252,6,133,206,189,24
      0,6,133
```



In "Blockhead," the figure bounces to the top of the screen to pop balloons – Atari version.

```
30256 DATA 205,189,248,6,170,160,0,1
      77,203,145,205,200,202,208,248
      ,174,253,6
30258 DATA 169,0,157,236,6,202,48,3,
      76,2,6,76,98,228,0,0,104,169
30260 DATA 7,162,6,160,0,32,92,228,9
      6
30262 S=USR(1696)
30276 PLX=53248:PLY=1780:PLL=1784
30278 POKE PLL,11:POKE PLL+1,8:POKE
      PLL+2,16:POKE PLL+3,9
30282 FOR I=MYPMBASE+1024 TO MYPMBAS
      E+1034:READ A:POKE I,A:NEXT I:
      REM *****BLOCKHEAD PLAYER 0***
      **
30283 DATA 60,60,60,60
30284 DATA 24,126,24,24,126,68,195
30285 FOR I=0 TO 7:POKE MYPMBASE+128
      0+I,255:NEXT I:REM *****PLATFO
      RM PLAYER 1*****
30299 REM *****EXPLOSION PLAYER 2***
      **
30300 FOR I=MYPMBASE+1280+256 TO MYP
      MBASE+256+1295:READ A:POKE I,A
      :NEXT I
30305 DATA 17,196,67,24,157,102,126,
      60,60,126,102,153,24,74,32,146
30309 REM *****SPRING PLAYER 3*****
30310 FOR I=MYPMBASE+1280+512 TO MYP
      MBASE+1288+512:READ A:POKE I,A
      :NEXT I
30315 DATA 255,255,32,16,8,4,8,16,32
30330 GOSUB SETUP
30590 RETURN
```

Program 2: Blockhead For 64

```
90 REM BLOCKHEAD FOR 64
100 POKE49152,0
110 DIM HA(12),HB(12),HC(12),LA(12),LB(1
    2),LC(12)
120 FORQ=1TO11:READHA(Q),LA(Q),HB(Q),LB(
    Q),HC(Q),LC(Q):NEXT
130 S=54272:FORE=STOS+28:POKEE,0:NEXT
140 POKE54296,15 :POKE54277,56 :POKE5427
    8,212
150 POKE54284,56 :POKE54286,212
160 POKE54291,56 :POKE54292,212
170 POKE S+4,17:POKES+16,17:POKES+18,17
180 FORD=1TO11
190 POKES+1,HA(D):POKES,LA(D):POKES+8,HB
    (D)
200 POKES+9,LB(D):POKES+15,HC(D):POKES+1
    4,LC(D)
210 FORT=1TO100:NEXT
220 IFHC(D) =7THENFORT=1TO100:NEXT
230 NEXT
240 FORT=1TO 450 :NEXT:FORE=STOS+28:POKE
    E,0:NEXT
250 IFPEEK(49152)=173ANDTH=1THENRETURN
260 DATA33,135,21,31,8,97,31,165,21,31,8
    ,225,29,223,22,96,9,104
270 DATA 28 ,49,22,96,9,247,26,156,21,31
    ,10,143
280 DATA28,49,21,31,9,247,29,223,22,96,9
    ,104,31,165,22,96,8,225
290 DATA33,135,21,31,8,97,25,30,22,96,7,
    233,33,135,21,31,8,97
300 GOTO330
310 S=54272
320 POKES+24,15:POKE54276,65:POKE54275,1
    0:POKE54274,10:POKES+24,0:RETURN
330 POKE53281,7:HI=134:GOSUB930
340 DATA1,255,0,7,255,192,15,239,224,31,
    1,240,63,109,248,63,111,248,63,1,248
    ,63
350 DATA237,248,63,109,248,31,1,240,31,2
    39,240,15,239,224,15,255,224,7,255,1
    92,3
360 DATA255,128,1,255,0,0,254,0,0,124,0,
    0,56,0,0,16,0,0,56,0
370 V=53248
380 FOR J=960TO1022:READ WQ:POKE J,WQ:NE
    XT
390 POKEV+21,0
400 POKEV+41,6:POKEV+42,0:POKEV+43,1:POK
    EV+44,2:POKEV+4,70
410 POKE53264,0
420 POKEV+45,4:POKEV+46,8
430 FORT=2042TO2047:POKET,15:NEXT:POKEV+
    21,255
440 IFPEEK(V+2)<50AND(PEEK(V+16)AND2)=0T
    HENPOKEV+2,254
450 DATA0,0,0,0,0,0,0,0,0,0,0,0,0,0,0,0,
    0,0,0,0,0,0,0,0,0,0,0,0,255,255,255,25
    5,255
460 DATA255,255,255,255,255,255,255,255,
    255,255,255,255,255,255,255,255,255,
    255
470 DATA255,255,255,255,255,255,255,255,
    255,255
```

```
480 V=53248
490 FORI=832TO894:READJ:POKEI,J:NEXT
500 FORK=834+64TO892+66:READL:POKEK,L:NE
    XT:POKE2041,14:POKEV+40,6
510 POKE2040,13:POKEV+39,2:POKEV,150:POK
    EV+1,200
520 IFPEEK(49152)<>173THENGOSUB1050
530 POKEV+3,191
540 IFHI<70THENHI=59
550 TH=1:GOSUB130
560 POKEV+2,PEEK(V):POKEV+21,255
570 FORG=V+5TO V+15STEP2:POKEG,HI:NEXT
580 SYS49658
590 DATA0
600 DATA0,0,0,0,0,0,3,255,240,3,63,48,3,
    51,48,3,243,240,3,63,48,3,204,240,3,
    243
```



The balloons in the 64 version of "Blockhead" float across the screen.

```
610 DATA240,3,255,240,0,127,128,127,243,
    255,127,255,255,255,255,255,128,115
620 DATA128,0,127,128,0,127,128,0,251,19
    2,1,241,224,3,224,240,7,192,120
630 IF(PEEK(56321)AND4)<>0THEN790
640 X2=0:POKE49829,0
650 FORT=(PEEK(V+3))TO50STEP-4:POKEV+3,T
660 IFPEEK(V+30)>3THENPOKEV+21,(PEEK(V+2
    1)ANDNOT(PEEK(V+30))):SC=SC+10:GOSUB
    310
670 POKE(V+21),(PEEK(V+21)OR3)
680 NEXT:GOTO700
690 GOTO790
700 POKE49829,0
710 FORJ=(PEEK(V+3))TO255STEP10:POKEV+3,
    J:IFPEEK(49829)=3THENX2=1:GOTO790
720 PI=INT(RND(0)*40)-20:IF(PEEK(53250)+
    PI)<60AND(PEEK(53264)AND2)=0THENPI=0
730 IF(PEEK(V+2)+PI)<50AND(PEEK(V+16)AND
    2)=0ORPEEK(V+2)>254THENPI=0
740 IF(PEEK(53264)AND2)<>0AND(PEEK(53250
    )+PI)>20THENPI=0
750 IF PEEK(53250)+PI<245AND PEEK(53250)
    +PI>10THENPOKE53250,PEEK(53250)+PI
760 IFPEEK(V+3)<201THEN780
770 PRINT"{HOME}{3 DOWN}{7 RIGHT}OOPS!"
    :SC=SC-5:FORT=1TO100:NEXT:PRINT"
    {HOME}{7 RIGHT}{3 DOWN}{5 SPACES}"
780 NEXT
790 IF PEEK(V+21)=3THEN:HI=HI-15:POKEV+3
    ,190:GOTO530
800 IFX2=1ANDPEEK(V+3)>180THENPOKEV+3,19
    0
810 P=INT(RND(0)*40)-20:IFPEEK(53250)+P<
    15THENP=0
820 PRINT"{HOME}{15 RIGHT}SCORE";"
    {5 SPACES}";
830 PRINT"{HOME}{15 RIGHT}SCORE";SC
840 IFVAL(TI$)>5900THENTI$="000000"
850 IFTI$>="000200"THEN870
860 PRINT"{HOME}{DOWN}{3 RIGHT}TIME ";RI
    GHT$(TI$,4);"{HOME}{DOWN}{3 RIGHT}TI
    ME ";:GOTO630
870 PRINT"{HOME}{15 RIGHT}{8 DOWN}GAME O
    VER";POKE198,0
880 PRINT"{HOME}{DOWN}{3 RIGHT}TIME ";RI
    GHT$(TI$,4);"{HOME}{DOWN}{3 RIGHT}TI
    ME ";
890 PRINT"{HOME}{10 RIGHT}{10 DOWN}PLAY
    AGAIN? Y OR N "
900 IFPEEK(197)=25THENCLR:RESTORE:GOTO11
    0
910 IFPEEK(197)=39THENSYS2048
920 GOTO890
930 PRINT"";:FORBO=1024TO1984STEP40:POK
    EBO,224:POKEBO+39,224
940 POKEBO+54272,2:POKEBO+54311,2
950 POKEBO+1,224:POKEBO+38,224
960 POKEBO+1+54272,4:POKEBO+54310,4
970 POKEBO+2,224:POKEBO+37,224
980 POKEBO+2+54272,15:POKEBO+54309,15
990 NEXT
1000 FORFL=1864TO2023:POKEFL,224:POKEFL+
     54272,8:NEXT
1010 TI$="235952"
1020 FORTE=1025TO1062:POKETE,224:POKETE+
     54272,3:NEXT
1030 POKE53280,1
1040 RETURN
1050 POKEV+21,0:FORV1=49152TO49673:READJ
     2:POKEV1,J2:NEXT:RETURN
1060 DATA 173, 25, 212, 73, 255, 141, 16
     4, 194
1070 DATA 216, 24, 173, 164, 194, 105, 4
     0, 141
1080 DATA 161, 194, 56, 173, 164, 194, 2
     33, 215
1090 DATA 141, 162, 194, 173, 164, 194,
     201, 216
1100 DATA 176, 17, 173, 161, 194, 141, 1
     63, 194
1110 DATA 173, 16, 208, 41, 254, 141, 16
     , 208
1120 DATA 76, 65, 192, 173, 16, 208, 9, 1
1130 DATA 141, 16, 208, 173, 162, 194, 1
     41, 163
1140 DATA 194, 173, 163, 194, 141, 0, 20
     8, 173
1150 DATA 30, 208, 141, 160, 194, 240, 3
     , 141
1160 DATA 165, 194, 173, 160, 194, 41, 1
     , 240
1170 DATA 23, 169, 190, 173, 163, 194, 1
     41, 2
1180 DATA 208, 173, 16, 208, 41, 1, 141,
      6
1190 DATA 202, 10, 13, 6, 202, 141, 16,
     208
```

```
1200 DATA 173, 16, 202, 56, 233, 210, 14
     1, 17
1210 DATA 202, 173, 16, 202, 24, 105, 45
     , 141
1220 DATA 18, 202, 173, 16, 202, 201, 21
     0, 176
1230 DATA 17, 173, 16, 208, 41, 251, 141
     , 16
1240 DATA 208, 173, 18, 202, 141, 4, 208
     , 76
1250 DATA 168, 192, 173, 16, 208, 9, 4,
     141
1260 DATA 16, 208, 173, 17, 202, 141, 4,
      208
1270 DATA 173, 19, 202, 56, 233, 210, 14
     1, 20
1280 DATA 202, 173, 19, 202, 24, 105, 45
     , 141
1290 DATA 21, 202, 173, 19, 202, 201, 21
     0, 176
1300 DATA 17, 173, 16, 208, 41, 247, 141
     , 16
1310 DATA 208, 173, 21, 202, 141, 6, 208
     , 76
1320 DATA 224, 192, 173, 16, 208, 9, 8,
     141
1330 DATA 16, 208, 173, 20, 202, 141, 6,
      208
1340 DATA 173, 22, 202, 56, 233, 210, 14
     1, 23
1350 DATA 202, 173, 22, 202, 24, 105, 45
     , 141
1360 DATA 24, 202, 173, 22, 202, 201, 21
     0, 176
1370 DATA 17, 173, 16, 208, 41, 239, 141
     , 16
1380 DATA 208, 173, 24, 202, 141, 8, 208
     , 76
1390 DATA 24, 193, 173, 16, 208, 9, 16,
     141
1400 DATA 16, 208, 173, 23, 202, 141, 8,
      208
1410 DATA 173, 25, 202, 56, 233, 210, 14
     1, 26
1420 DATA 202, 173, 25, 202, 24, 105, 45
     , 141
1430 DATA 27, 202, 173, 25, 202, 201, 21
     0, 176
1440 DATA 17, 173, 16, 208, 41, 223, 141
     , 16
1450 DATA 208, 173, 27, 202, 141, 10, 20
     8, 76
1460 DATA 80, 193, 173, 16, 208, 9, 32,
     141
1470 DATA 16, 208, 173, 26, 202, 141, 10
     , 208
1480 DATA 173, 28, 202, 56, 233, 210, 14
     1, 29
1490 DATA 202, 173, 28, 202, 24, 105, 45
     , 141
1500 DATA 30, 202, 173, 28, 202, 201, 21
     0, 176
1510 DATA 17, 173, 16, 208, 41, 191, 141
     , 16
1520 DATA 208, 173, 30, 202, 141, 12, 20
     8, 76
1530 DATA 136, 193, 173, 16, 208, 9, 64,
      141
1540 DATA 16, 208, 173, 29, 202, 141, 12
      208
1550 DATA 173, 31, 202, 56, 233, 210, 14
     1, 32
1560 DATA 202, 173, 31, 202, 24, 105, 45
     , 141
1570 DATA 33, 202, 173, 31, 202, 201, 21
     0, 176
1580 DATA 17, 173, 16, 208, 41, 127, 141
     , 16
1590 DATA 208, 173, 33, 202, 141, 14, 20
     8, 76
1600 DATA 192, 193, 173, 16, 208, 9, 128
     , 141
1610 DATA 16, 208, 173, 32, 202, 141, 14
     , 208
1620 DATA 238, 16, 202, 238, 16, 202, 24
     , 173
1630 DATA 16, 202, 105, 43, 141, 19, 202
     , 173
1640 DATA 19, 202, 105, 43, 141, 22, 202
     , 173
1650 DATA 22, 202, 105, 43, 141, 25, 202
     , 173
1660 DATA 25, 202, 105, 43, 141, 28, 202
     , 173
1670 DATA 28, 202, 105, 43, 141, 31, 202
     , 173
1680 DATA 30, 208, 240, 3, 141, 160, 194
     , 76
1690 DATA 49, 234, 120, 169, 0, 141, 20,
      3
1700 DATA 169, 192, 141, 21, 3, 88, 96,
     0
1710 DATA 255, 255, 0, 0, 255, 255, 0, 0
```


Apple ★ IBM ★ Commodore 64 ★ CP/M
Atari ★ TRS-80 ★ TI ★ VIC 20



Microcomputer Software
WE CARRY
Full line of programs for Home, Business, Entertainment, Educational Use.

25% to 40% OFF
Retail Prices

WE ALSO CARRY
Hardware Accessories
20% to 40% OFF Retail Prices
Write or Call for FREE CATALOG
(714) 951-5596
Hours: 8 A.M.-8 P.M. Mon.-Sat.
Century Micro Products
P.O. Box 2520, Mission Viejo, CA 92690



CLUES

Melvin Billik

An excellent teaching tool for preschoolers on up – with options to tailor the program for different age groups. For TI-99/4A and all Commodore computers.

As a teacher-administrator, I have found my PET extremely useful in creating programs for courses I teach, such as BASIC Programming and Statistics. In addition, other programs help me with administrative tasks, such as grading, transcript evaluation, teacher scheduling, and attendance.

However, as a parent of two preschoolers, I get the most satisfaction from writing programs for them. One such program is "Clues." It is fairly simple and can easily be modified for other microcomputers.

The youngster is asked his or her name, followed by a series of questions. A correct response by my son will yield a flashing message, "OKAY – GREAT, KEITH!" For an incorrect response, the question will be repeated. For two consecutive incorrect responses, the answer will be given and a new question will be asked.

For the Commodore version, the data is listed (question first, then answer) from line 700 on up. Line 1, the DIM statement, sets a maximum of 200 questions and answers. You can change this as your computer's memory size dictates. The program itself counts the number of questions and answers. Note the flag in line 1940.

Modifications

The program picks the questions at random. However, you can easily adjust the program so that no question is asked more than once by adding a new array variable as a flag (a value of 0 indicates the question has not yet been asked). For the Commodore version, add:

```
1  DIM C$(200), CA$(200), FL(200)
45 IF FL(X%)<>0 THEN 40
55 FL(X%)=1
```

As more and more questions are asked, program execution time is slowed considerably (as the program searches for unasked questions). However, as long as you've asked less than 90 percent of your available questions, time delay is not a problem.

The game will continue until the player decides to quit, either by pressing the RETURN key in response to a question or by turning off the machine. If you made the previous program modification, the game can continue until all the questions have been asked. You can modify the Commodore version of the program to ask a specific number of questions as follows:

```
230 PRINT "HOW MANY QUESTIONS, MAX
    OF ";N
240 INPUT NQ: IF NQ>N THEN 230
250 RETURN
19  FOR II=1 TO NQ
70  IF A$= CA$(X%) THEN I=10:GOSUB 500:
    GOTO 100
100 NEXT II
```

You can also adjust the level of questions to be suitable for a user's educational level. The subroutine starting in line 500 of the Commodore version, while exciting for a preschooler, might not be appropriate for an older child. An alternative might be to include a number of cute sayings and print one at random for a correct response. For example, we can replace the subroutine with:

```
500 Z=INT(3*RND(TI)+1)
510 ON Z GOSUB 520,530,540
515 FOR I=1 TO 1000: NEXT
519 PRINT "CLR": RETURN
520 PRINT "NOT BAD"
525 RETURN
530 PRINT "BET YOU CAN'T DO IT AGAIN"
535 RETURN
540 PRINT "BOY, ARE YOU LUCKY TODAY!"
545 RETURN
```

Also, Clues can be a good teaching tool: you can store a few hundred questions and using the modifications, generate a 10-25 question quiz. No two students would have the same quiz.

BEFORE TYPING...

If you're new to computing, please read "How To Type COMPUTE!'s Programs" and "A Beginner's Guide To Typing In Programs."

Program 1: Clues — TI Version

```
90 RESTORE
100 RANDOMIZE
110 DIM C$(201)
111 DIM CA$(201)
120 GOSUB 440
130 CALL CLEAR
140 CALL SCREEN(5)
150 INPUT "WHAT IS YOUR NAME?":N$
160 PRINT ::
170 CALL CLEAR
180 PRINT "OKAY, ";N$;" USE THE FOLL
    OWING CLUE"
190 PRINT "TO SPELL THE WORD"
200 I=0
210 XE=INT(N*RND+1)
250 PRINT ::
260 PRINT C$(XE)
270 INPUT A$
280 IF A$<>CA$(XE)THEN 320
290 I=10
300 GOSUB 510
310 GOTO 160
320 I=I+1
330 IF I<>1 THEN 370
340 PRINT "NO, ";N$;
350 PRINT " TRY AGAIN"
360 GO TO 270
370 IF I<>2 THEN 410
380 PRINT "NO, ";N$
390 PRINT "THE CORRECT ANSWER WAS ";
400 PRINT CA$(XE)
410 FOR M=1 TO 1000
420 NEXT M
430 GOTO 170
440 FOR K=1 TO 200
450 READ C$(K)
460 IF C$(K)<>"END" THEN 485
470 N=K-1
480 K=200
482 GOTO 490
485 READ CA$(K)
490 NEXT K
500 RETURN
510 FOR I=1 TO 11
520 CALL CLEAR
530 PRINT TAB(10)
540 PRINT ::
550 PRINT "OKAY GREAT--";N$
560 FOR T=1 TO 50
570 NEXT T
580 NEXT I
590 RETURN
600 DATA YOUR DAD'S NAME IS
610 DATA MEL
620 DATA YOUR SISTER'S NAME IS
630 DATA TARA
640 DATA YOUR MOM'S NAME IS
650 DATA CHERYL
660 DATA YOUR DOG'S NAME IS
670 DATA BRANDY
680 DATA THE OPPOSITE OF YES IS
690 DATA NO
700 DATA SOMETHING YOU SLEEP ON
710 DATA BED
720 DATA SOMETHING YOUR DOG LIKES TO
     CHEW ON
730 DATA BONE
740 DATA WHERE YOU LEAVE A STORE OR
    {4 SPACES}RESTAURANT THE SIGN SA
    YS
750 DATA EXIT
760 DATA SOMETHING YOU LIKE TO CHEW
765 DATA GUM
770 DATA WHAT DOES A CRANKY KID DO
780 DATA CRY
790 DATA HOW MANY FINGERS DO YOU HAV
    E?
800 DATA TEN
810 DATA END
```

Program 2:

Clues — For All Commodore Computers

```
1 DIM C$(200),CA$(200)
10 X= RND(-TI)
15 GOSUB 200
18 INPUT "{CLR}WHAT IS YOUR NAME";N$
20 PRINT:PRINT "{CLR}OKAY, ";N$;", USE T
   HE FOLLOWING CLUE
30 PRINT"TO SPELL THE WORD."
40 I=0:X%= N*RND(TI)+1
50 PRINT:PRINT:PRINTC$(X%)
60 PRINT:PRINT:INPUT A$
70 IF A$= CA$(X%) THEN I =10:GOSUB 500:G
   OTO 20
80 I=I+1: IF I=1 THEN PRINT:PRINT"NO, ";
   N$;" TRY AGAIN":GOTO 60
90 IF I = 2 THEN PRINT"NO, ";N$;", THE C
   ORRECT ANSWER":PRINT"WAS "; CA$(X%)
97 FOR M = 1 TO 3500:NEXT
100 GOTO 20
200 FOR I = 1 TO 200
210 READ C$(I)
212 IF C$(I) ="END" THEN N=I-1:GOTO 230
215 READ CA$(I)
220 NEXT
230 RETURN
500 FOR I = 1 TO 11
505 PRINT"{CLR}"{2 SPACES}: FOR J = 1 TO
     100:NEXT
510 PRINT"{12 DOWN}{10 RIGHT}OKAY--GREAT
    , ";N$
520 FOR J = 1 TO100:NEXT J
530 NEXT I
540 RETURN
600 PRINT"{CLR}{7 DOWN}"
700 DATA YOUR DAD'S NAME IS
710 DATA MEL
```

AARDVARK L.T.D.

TRS-80 COLOR COMMODORE 64 VIC-20 SINCLAIR/TIMEX TI99/4A



QUEST – A NEW IDEA IN ADVENTURE GAMES! Different from all the others. Quest is played on a computer generated map of Alesia. Your job is to gather men and supplies by combat, bargaining, exploration of ruins and temples and outright banditry. When your force is strong enough, you attack the Citadel of Moorlock in a life or death battle to the finish. Playable in 2 to 5 hours, this one is different every time. TRS-80 Color, and Sinclair, 13K VIC-20. Extended BASIC required for TRS-80 Color and TI99/A. $14.95 each.

32K TRS 80 COLOR Version $24.95.

Adds a second level with dungeons and more Questing.



WIZARDS TOWER – This is very similar to Quest (see above). We added wizards, magic, dragons, and dungeons to come up with a Quest with a D&D flavor. It requires 16k extended color BASIC. 13k VIC, Commodore 64, TRS-80 16k Extended BASIC, TI99/A extended BASIC. $14.95 Tape, $19.95 Disk.

Authors – Aardvark pays the highest commissions in the industry and gives programs the widest possible advertising coverage. Send a Self Addressed Stamped Envelope for our Authors Information Package.



ZEUS – It's fast and furious as you become the WIZARD fighting off the Thunderbolts of an angry ZEUS. Your Cone of Cold will destroy a thunderbolt and your shield will protect you – for a while. This is the best and highest speed arcade action we have ever done. Difficulty increases in wave after wave, providing hours of challenging fun and a game that you may never completely master. Commodore 64, Vic20 (16k expander), and 16k TRS-80 Color Computer. (ALL MACHINE CODE!) $19.95 tape $24.95 disk. (Tape will not transfer to disk.)



ADVENTURES!!!

The Adventures below are written in BASIC, are full featured, fast action, full plotted adventures that take 30-50 hours to play. (Adventures are interactive fantasies. It's like reading a book except that you are the main character as you give the computer, commands like "Look in the Coffin" and "Light the torch.")

Adventuring requires 16k on Sinclair, and TRS-80 Color. They require 8k on OSI and 13k on VIC-20. Now available for TI99. Any Commodore 64.

$14.95 Tape – $19.95 Disk.

ESCAPE FROM MARS
(by Rodger Olsen)
This ADVENTURE takes place on the RED PLANET. You'll have to explore a Martian city and deal with possibly hostile aliens to survive this one. A good first adventure.

PYRAMID (by Rodger Olsen)
This is our most challenging ADVENTURE. It is a treasure hunt in a pyramid full of problems. Exciting and tough!



SEAWOLFE – ALL MACHINE CODE In this high speed arcade game, you lay out patterns of torpedoes ahead of the attacking PT boats. Requires Joysticks, at least 13k RAM, and fast reflexes. Lots of Color and Sound. A fun game. Tape or Disk for Vic20, Commodore 64, and TRS-80 Color. NOTE: tape will not transfer to disk!

$19.95 Tape – $24.95 Disk.



Dungeons of Death – This is the first D&D type game good enough to qualify at Aardvark. This is serious D&D that allows 1 to 6 players to go on a Dragon Hunting, Monster Killing, Dungeon Exploring Quest. Played on an on-screen map, you get a choice of race and character (Human, Dwarf, Soldier, Wizard, etc.), a chance to grow from game to game, and a 15 page manual. 16k Extended TRS-80 Color, 13k VIC, Commodore 64. At the normal price for an Adventure (14.95 tape, $19.95 disk), this is a giveaway.

Dealers – We have a line of about 100 original programs for the machines listed here. We have High speed Arcades, Quality Adventures, Word processors and Business Software for Small machines. Better yet, we have excellent Dealer support. Phone for information.

Send $1.00 for Complete Catalogue - Please specify system on all orders - $2.00 Shipping Charge on each order

VISA

AARDVARK L.T.D.
2352 S. Commerce, Walled Lake, MI 48088 / (313) 669-3110

MasterCard

Phone Orders Accepted 8:00 a.m. to 4:00 p.m. EST. Mon.-Fri.

```
720 DATA YOUR NAME IS
730 DATA KEITH
740 DATA YOUR SISTER'S NAME IS
750 DATA TARA
760 DATA YOUR MOM'S NAME IS
770 DATA CHERYL
780 DATA YOUR DOG'S NAME IS
790 DATA BRANDY
800 DATA THE OPPOSITE OF YES IS
810 DATA NO
820 DATA SOMETHING YOU SLEEP ON
830 DATA BED
840 DATA SOMETHING YOUR DOG LIKES TO CHE
    W ON
850 DATA BONE
860 DATA WHERE YOU LEAVE A STORE OR REST
    AURANT{3 SPACES}THE SIGN SAYS
870 DATA EXIT
900 DATA SOMETHING YOU LIKE TO CHEW
910 DATA GUM
920 DATA WHAT DOES A CRANKY KID DO
930 DATA CRY
940 DATA HOW MANY FINGERS DO YOU HAVE?
950 DATA TEN
1940 DATA{3 SPACES}END
```

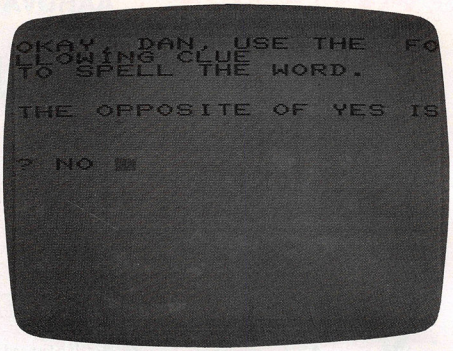

A question and answer sequence appropriate for preschoolers. "Clues," VIC version.

Program 3:
Clues – Program Adjustment For VIC Version

Change this line of the Commodore version for use with VIC-20.

```
510 PRINT "{10 DOWN}{2 RIGHT}OKAY--GREAT
      ";N$
```


COMPUTE!
The Resource.

NEW for the VIC and '64

DRAW with your JOYSTICK!



High-resolution pictures with print-out to VIC printer.

Put your hands on creativity with this hi-rez software for the VIC or '64. **Draw** narrow or wide lines, curvy or straight, create background patterns, **erase** mistakes, set **colors,** add captions, too! Great for graphs and pie-charts. **SAVE** your creations to tape or disk, and **print** a hi-rez copy.

Program includes a large "picture library" ready to use as-is or modify with joystick. Plotting program included for making perfect circles. On cassette.

'64 Panorama....$29.95
VIC-Pics.....$29.95

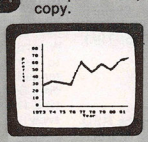



SuperTerm

It's here! UPLOAD/DOWNLOAD software for the VIC & '64!

Enjoy the power of file transfer under popular protocols; **SAVE** files to disk or tape; **EDIT; DUMP** to VIC printers or parallel printers (with Smart ASCII); supports UPPER/lowercase text, standard ASCII, and control characters.

SuperTerm handles sequential, program, and word processing files. On cassette, transferable to disk. When you need professional caliber modem software, think *SuperTerm.*

SuperTerm (specify VIC or '64)....**$99.95**
(VIC version requires 16K memory exp)

Also available:
***Smart ASCII,* a software interface for parallel printers.** At **$59.95,** lowest-cost, most flexible interface for VIC and '64. On cassette, with cable and manual.

Terminal-40, the top-rated VIC telecommunications program. Easy-to-use; VIC printer dump; req 8K mem exp; **$29.95** on cassette.

'64 Terminal. Same powerful features as Terminal-40; for '64; 24K printing buffer. Only **$29.95** on cassette.

MIDWEST MICRO inc.

ORDER DESK: (816) 333-7200

MAIL ORDER: Add $1.50 shipping and handling ($3.50 for C.O.D.); VISA/Mastercard add 3% (card# and exp. date). MO residents add 5.625% sales tax. Foreign orders payable U.S.$, U.S. Bank ONLY; add $5 shp/hndlg.

Call or write for free brochure
Dealer inquiries invited.

311 WEST 72nd ST. • KANSAS CITY • MO • 64114

Gold Miner For TI-99/4A

James Dunn

Dig your way into the Lost Mine and search for gold in this exciting TI-99/4A translation of a game first published in **COMPUTE!**, *July 1982.*

"Gold Miner" will run in TI BASIC, using about 5K. It won't run in Extended BASIC because of the character definition using ASCII 144 and above.

Most of the program was translated quite easily from Joseph Weber's original VIC-20 version except for formatting the display of the score and the charges. Extended BASIC contains commands to display at any position on the screen. But TI BASIC will print only at the bottom of the screen, which scrolls the whole display up. Since I wanted this program to run in TI BASIC, I had to use string manipulation to format the score and charges using their ASCII representations. Then, using HCHAR, printing at specific screen locations was possible without disturbing the rest of the display (see lines 1450-1640).

The only other modification is to the main character. I designed a small pick-ax to represent the miner, and animated it, so it would seem to chop its way into the mine. This is done in the main loop, lines 640 - 660, and slows execution only slightly. But it doesn't matter in this game because speed is unimportant. In fact, you can walk away from the game, come back an hour later, and take up where you left off.

One other point: You must hold down the key, joystick, or fire button until the program calls the routine to read the input. It makes the joystick a bit awkward, but this doesn't affect the game because reflex time is unimportant with "Gold Miner."



Digging for golden nuggets in the TI version of "Goldminer."

BEFORE TYPING...

If you're new to computing, please read "How To Type COMPUTE!'s Programs" and "A Beginner's Guide To Typing In Programs."

Gold Miner For TI-99/4A

```
50 REM  INITIALIZE
60 CALL CLEAR
70 GOSUB 730
80 GOSUB 880
90 M=4
100 S=0
110 W=0
120 GO SUB 1090
130 T=250
140 REM  MAIN LOOP
150 CALL HCHAR(B,A,32)
160 IF X=4 THEN 210
170 IF X=-4 THEN 230
180 IF Y=4 THEN 300
190 IF Y=-4 THEN 320
200 GOTO 460
210 A=A+1
220 GOTO 390
230 A=A-1
240 CALL GCHAR(B,A,Q)
250 IF Q=126 THEN 280
260 IF Q=35 THEN 280
270 GOTO 460
280 A=A+1
290 GOTO 600
300 B=B-1
310 GOTO 430
320 B=B+1
330 CALL GCHAR(B,A,Q)
340 IF Q=126 THEN 370
350 IF Q=35 THEN 370
360 GOTO 460
370 B=B-1
380 GOTO 600
390 CALL GCHAR(B,A,Q)
400 IF Q<>35 THEN 460
410 A=A-1
420 GOTO 460
430 CALL GCHAR(B,A,Q)
440 IF Q<>35 THEN 460
```

```
450 B=B+1
460 CALL GCHAR(B,A,Q)
470 IF Q=126 THEN 520
480 IF Q=152 THEN 580
490 IF Q=144 THEN 540
500 IF Q=136 THEN 560
510 GOTO 600
520 GO SUB 2140
530 GOTO 600
540 S=S+1
550 GOTO 600
560 GO SUB 1650
570 GOTO 600
580 S=S+1
590 CALL SOUND(50,4000,0)
600 IF RV<>18 THEN 640
610 GOSUB 1810
620 GOSUB 2190
630 GO SUB 1450
640 FOR Z=128 TO 131
650 CALL HCHAR(B,A,Z)
660 NEXT Z
670 CALL SOUND(100,200,0)
680 GO SUB 1020
690 IF C<1 THEN 710
700 GOTO 150
710 GOSUB 2390
720 GOTO 150
730 REM  DEF SP CHARS
740 CALL CHAR(126,"AA55AA55AA55AA55"
    )
750 CALL COLOR(12,15,1)
760 CALL CHAR(152,"00183C7E7E3C1800"
    )
770 CALL COLOR(16,12,1)
780 CALL CHAR(136,"000000E742427E18"
    )
790 CALL COLOR(14,13,1)
800 CALL CHAR(144,"00107C1010101010"
    )
810 CALL COLOR(15,2,1)
820 CALL CHAR(128,"3854921010000000"
    )
830 CALL CHAR(129,"000402011F010204"
    )
840 CALL CHAR(130,"0000001010925438"
    )
850 CALL CHAR(131,"204080F880402000"
    )
860 CALL COLOR(13,5,1)
870 RETURN
880 REM  PRINT INSTRUCTIONS
890 PRINT TAB(9);"GOLD MINER"
900 PRINT :::
910 PRINT TAB(4);CHR$(131);"= MINER"
    ::
920 PRINT TAB(4);CHR$(152);"= GOLD":
    :
930 PRINT TAB(4);CHR$(144);"= DEAD M
    INER"::
940 PRINT TAB(4);CHR$(126);"= DIRT":
    :
950 PRINT TAB(4);CHR$(136);"= ASSAY
    OFFICE":::
960 PRINT "USE FIRE BUTTON TO BLAST"
    ::
970 PRINT "HIT ANY KEY TO PLAY":::
980 CALL KEY(3,RV,ST)
990 IF ST=0 THEN 980
1000 CALL CLEAR
1010 RETURN
1020 REM  CHECK JOY STICK
1030 CALL JOYST(2,X,Y)
1040 IF ABS(X)+ABS(Y)=4 THEN 1070
1050 X=0
1060 Y=0
1070 CALL KEY(2,RV,SV)
1080 RETURN
1090 REM  DRAW BOARD
1100 CALL HCHAR(1,3,35,28)
1110 CALL HCHAR(5,4,35,11)
1120 CALL HCHAR(5,16,35,14)
1130 CALL HCHAR(24,4,35,26)
1140 CALL VCHAR(1,3,35,24)
1150 CALL VCHAR(1,30,35,24)
1160 CALL VCHAR(2,14,35,3)
1170 CALL VCHAR(3,16,35,2)
1180 CALL VCHAR(3,17,35)
1190 CALL VCHAR(2,18,35,2)
1200 FOR X=6 TO 23
1210 CALL HCHAR(X,4,126,26)
1220 NEXT X
1230 FOR GL=1 TO 180
1240 RANDOMIZE
1250 X=RND*25+4
1260 Y=RND*17+6
1270 CALL HCHAR(Y,X,152)
1280 NEXT GL
1290 REM
1300 GOSUB 1340
1310 GOSUB 1450
1320 CALL HCHAR(6,4,32,12)
1330 RETURN
1340 REM  PLACE MINERS
1350 IF M<1 THEN 2570
1360 CALL HCHAR(3,7,32,5)
1370 CALL HCHAR(3,8,131,M-1)
1380 CALL HCHAR(4,15,131)
1390 C=10
1400 S=0
1410 CALL HCHAR(2,16,136)
1420 A=15
1430 B=4
1440 RETURN
1450 REM  PRINT SCORE/CHARGES
     {5 SPACES}
1460 A$="CHARGES="
1470 FOR I=0 TO 7
1480 B$=SEG$(A$,I+1,1)
1490 CALL HCHAR(2,19+I,ASC(B$))
1500 NEXT I
1510 FOR I=0 TO LEN(STR$(C))-1
1520 CG$=SEG$(STR$(C),I+1,1)
1530 CALL HCHAR(2,27+I,ASC(CG$))
1540 NEXT I
1550 A$="GOLD=$"
1560 FOR I=0 TO 5
1570 B$=SEG$(A$,I+1,1)
1580 CALL HCHAR(4,17+I,ASC(B$))
1590 NEXT I
1600 FOR I=0 TO LEN(STR$(W))-1
1610 SC$=SEG$(STR$(W),I+1,1)
1620 CALL HCHAR(4,23+I,ASC(SC$))
1630 NEXT I
1640 RETURN
1650 REM  TALLY GOLD
1660 CALL HCHAR(2,19,32,11)
1670 CALL HCHAR(4,17,32,13)
1680 CALL SOUND(1,500,0)
1690 FOR DELAY=1 TO 5
1700 NEXT DELAY
1710 CALL SOUND(1,500,0)
1720 C1=C
1730 IF C1<>0 THEN 1750
```

```
1740 C1=1
1750 W=S*C1+W
1760 M=M-1
1770 GOSUB 1340
1780 GO SUB 1450
1790 CALL HCHAR(2,4,32,10)
1800 RETURN
1810 REM  EXPLOSION
1820 CALL HCHAR(B,A,131)
1830 FOR I=0 TO 30 STEP 5
1840 CALL SOUND(100,-5,1)
1850 NEXT I
1860 CALL GCHAR(B+1,A,Q)
1870 IF Q=35 THEN 1890
1880 CALL HCHAR(B+1,A,88)
1890 CALL GCHAR(B-1,A,Q)
1900 IF Q=35 THEN 1920
1910 CALL HCHAR(B-1,A,88)
1920 CALL GCHAR(B,A+1,Q)
1930 IF Q=35 THEN 1950
1940 CALL HCHAR(B,A+1,88)
1950 CALL GCHAR(B,A-1,Q)
1960 IF Q=35 THEN 1980
1970 CALL HCHAR(B,A-1,88)
1980 REM
1990 CALL GCHAR(B+1,A,Q)
2000 IF Q=35 THEN 2020
2010 CALL HCHAR(B+1,A,32)
2020 CALL GCHAR(B-1,A,Q)
2030 IF Q=35 THEN 2050
2040 CALL HCHAR(B-1,A,32)
2050 CALL GCHAR(B,A+1,Q)
2060 IF Q=35 THEN 2080
2070 CALL HCHAR(B,A+1,32)
2080 CALL GCHAR(B,A-1,Q)
2090 IF Q=35 THEN 2110
2100 CALL HCHAR(B,A-1,32)
2110 C=C-1
2120 CALL HCHAR(2,19,32,11)
2130 RETURN
2140 REM  SFX EXPLOSION
2150 FOR I=0 TO 30 STEP 5
2160 CALL SOUND(20,-1,I)
2170 NEXT I
2180 RETURN
2190 REM  CAVE IN
2200 FOR I=1 TO 10
2210 RANDOMIZE
2220 B1=INT(RND*17)+6
2230 A1=INT(RND*25)+4
2240 CALL GCHAR(B1,A1,Q)
2250 IF Q=152 THEN 2280
2260 IF Q=131 THEN 2300
2270 CALL HCHAR(B1,A1,126)
2280 NEXT I
2290 RETURN
2300 GOSUB 2330
2310 RV=0
2320 GO TO 150
2330 REM  SQUASH MINER
2340 M=M-1
2350 CALL HCHAR(B,A,144)
2360 S1=S
2370 GOSUB 1340
2380 RETURN
2390 REM  GET OUT COUNTER
2400 IF T<128 THEN 2500
2410 A$="GET OUT"
2420 FOR I=0 TO 6
2430 B$=SEG$(A$,I+1,1)
2440 CALL HCHAR(2,4+I,ASC(B$))
2450 NEXT I
2460 CALL SOUND(-50,300,0)
2470 T=T-4
2480 RV=0
2490 RETURN
2500 CALL HCHAR(B,A,32)
2510 M=M-1
2520 IF M=0 THEN 2570
2530 GOSUB 1340
2540 GOSUB 1450
2550 CALL HCHAR(2,4,32,10)
2560 GOTO 130
2570 REM  PLAY AGAIN LOOP
2580 GO SUB 1450
2590 FOR DELAY=1 TO 2000
2600 NEXT DELAY
2610 CALL CLEAR
2620 PRINT "PLAY AGAIN?"
2630 PRINT "Y OR N"
2640 CALL KEY(3,X,ST)
2650 IF ST=0 THEN 2640
2660 IF X=89 THEN 90
2670 IF X=78 THEN 2690
2680 GOTO 2610
2690 CALL CLEAR
2700 END
```

©

COMPUTE!
The Resource.

TI-99/4A™

NEW FROM COMPUTE!



PROGRAMMER'S REFERENCE GUIDE FOR THE TI-99/4A™

by C. Regena,
COMPUTE! Columnist

Contains over 40 programs! An indispensable guide to understanding your TI-99/4A. Everything you need to know about: learning BASIC, editing, variables, graphics, music, speech, mathematical functions, using files and arrays, sorting, conserving memory, and much more. Useful for everyone from beginners to experienced programmers.

RESERVE YOUR FIRST EDITION TODAY!

YES! Send me a copy of the *Programmer's Reference Guide for the TI-99/4A.*

_____ $14.95 (plus $2 shipping/handling) check or money order enclosed.

_____ Charge my ☐ VISA ☐ MasterCard ☐ American Express

Acct. # _____ Exp. _____

Prepaid orders only. All orders must include $2 S/H.

Name _____

Address _____

City/State/Zip _____

COMPUTE! Books • P.O. Box 5406 • Greensboro, NC 27403

Please allow 4-6 weeks for delivery.

FRIENDS OF THE TURTLE

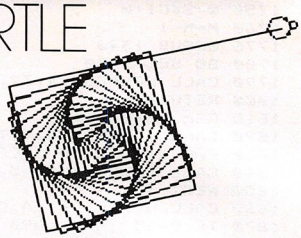

David D. Thornburg, Associate Editor

Travels With TOPO

The San Diego CUE (Computer Using Educators) conference was one speaking engagement I looked forward to with eager anticipation. My talk was on the use of robots in the classroom, and Androbot's TOPO was my star attraction. (If you don't know about TOPO, see the "Friends of the Turtle" and "Computers and Society" columns in the May 1983 issue of **COMPUTE!**.) Since I like to travel light, I had arranged for TOPO to be sent ahead of me to the hotel.

A few hours before my scheduled departure, I found that TOPO was not going to be delivered as scheduled and that it had to travel on the plane with me.

My frantic call to the airline went something like this:

"PSA reservations. May I help you?"

"Yes, I need another round-trip ticket between San Jose and San Diego."

"Of course, and the passenger's last name, please?"

"TOPO."

"Fine, his first name please?"

I paused. What was his first name?

"Uh, Peter."

"Thank you. Is Peter a child?"

"Uh, Peter is under six."

"Excellent! He can travel for half fare."

"Good. Oh, by the way, there is something I think you should know."

"What's that?"

"Uh, Peter isn't human."

This time it was the agent who paused.

"Is it a dog?"

"No, it's a robot."

"A robot! How exciting! I'll make sure the airport personnel know to expect him."

And thus began an adventure that will be commonplace in a few years – taking the domestic robot on a trip.

We arrived at the airport with time to spare, picked up TOPO's ticket, and went through X-ray without a hitch. The response of other passengers was quite varied. One woman looked at TOPO, clasped her hands, and said, "I think I'm in love!" A four-year-old moppet named Alison approached TOPO with hesitation, but by the end of the trip she and TOPO were great friends.

The stewardess asked what TOPO would like to drink.

"WD-40 on the rocks," I replied.

Although TOPO was the subject of much attention, one can envision such scenes becoming commonplace in the not too distant future. And as domestic robots become more common, software will be developed to make them more useful. Today, TOPO is a tremendously valuable tool for education. By controlling TOPO through Logo's turtle graphics commands, children become highly motivated to learn programming. In the future we can expect ever more sophisticated programs to be developed around practical applications.

Whether TOPO or its offspring vacuum carpets, mow the lawn, watch the kids, or help carry groceries, it is clear to me that domestic robots will soon become as common as personal computers. As a result, we can expect the airlines to offer special seating (robot class?) in which our mechanical companions can travel together, perhaps getting recharged during their travel time. When this happens, we will know that the age of robotics has arrived.

Notes From All Over

The use of Logo with children has been the subject of university research since the language was developed. Dennis Harper at the University of California at Santa Barbara has a research project with a new twist. He is embarking on a special project in Papua, New Guinea, to teach PILOT and Logo to teachers. With the assistance of the government of New Guinea and the use of equipment supplied by Atari, Dennis will be studying the use of Atari PILOT and Logo by teachers who have, in many cases, only elementary educations themselves. The fact that some of these teachers will not have seen a television before should make their response to turtle graphics quite interesting.

Mr. Harper has quite a few objectives to accomplish during this project. He will be demonstrating existing computer-aided instructional materials, and will then let the teachers learn both Logo and PILOT. He hopes to see what effect the computer will have on positive attitudes toward technology, increased literacy, teacher training, effectiveness in teaching, the dropout rate, the overproduction of humanities graduates, indigenous research and development efforts, and discrimination in primary schools.

In his research proposal Mr. Harper states:

> Whether or not logical thinking among the students will increase by learning programming will be part of these observations. Although such gains are assumed almost as a cultural truism, there is a paucity of research either supporting or not justifying that hypothesis. The lack of empirical testing of cognitive gains following computer training is understandable and results from the fact that much research dealing with Logo has been constrained until recently by expensive hardware and small, non-equivalent controls.

I expect that Dennis will have some interesting observations to share with us, and look forward to hearing reports from the field.

Chuck E. Cheese Learns Logo

I dropped into my local Pizza Time Theater last night and was quite pleasantly surprised to see a half-dozen Apple computers being used to teach Logo to members of the Pizza Time Theater computer club. This step-up from the arcade games comes as a pleasant rejoinder to those who claim that such places have no redeeming social value. I haven't found out if this is a purely local phenomenon, but I endorse the idea of locating computer clubs in pizza parlors and arcades and would like to hear from those of you who have seen or used such facilities in your area.

A Final Note

Some of you may have guessed that I am a technology junkie. Well, you are right. I have composed this entire column on a word processor that sits on my lap as I rest under a tree in the middle of a park. I have been using the Radio Shack Model 100 computer, and it has been working beautifully. I may write a review on it for the next issue. Meanwhile, keep those cards and letters coming.

Send me your turtle graphics discoveries so we can share them with other Friends of the Turtle!

Look what I've got for you



a $39.95 Light Pen



for
- **COMMODORE VIC 20/64**
- **ATARI 400/800**
- **APPLE II**

Now you can make your computer come alive and free yourself of many keyboard strokes. Touch my light pen to your TV screen and draw or paint multicolored pictures or pick from a menu. It's that easy!

My LP-10 low cost, no switch light pen is active at all times.

My LP-15 high resolution, high speed light pen has a push switch to activate the signal. It is supersensitive and can control the curser 6 inches from the screen.

LP-10 . . . $39.95 LP-15 . . . $119.95

Interface card required for Apple II with LP-10 & LP-15 . . . $99.95

FREE *All Light Pens are sold complete with Demo Cassettes & Instructions.*

A wide selection of software is available.

Order Toll Free 800-526-2514

In New Jersey (201) 227-7720

Dealers and Distributor inquiries invited. Commodore, Atari, Apple are Reg.Tm's

TECH-SKETCH INC.

Tech-Sketch Inc. is a subsidiary of Ampower Instrument Company, Inc.

26 Just Road • Fairfield, N.J. 07006

Please send me ☐ _____ LP-10 Light Pens @ $39.95
☐ _____ LP-15 Light Pens @ $119.95
☐ _____ Apple II Interface Cards @ $99.95

For my ☐ Commodore 20/64 ☐ Atari 400/800 ☐ Apple II

Enclosed my check for $_____ (allow 3 weeks)
Bill my ☐ VISA ☐ Master Card

Number _____ Expires / /

Signature _____

Name _____

Address _____

City _____ State _____ Zip _____

30 day money back guarantee C-8

Learning With Computers

Glenn M. Kleiman

After The Basics Of BASIC...

One of the questions I'm often asked is: "What do I do after I've learned the basics of BASIC?" Many people have taken introductory classes or read books about BASIC programming. They have mastered using PRINT, INPUT, GOTO, FOR-NEXT, IF-THEN, and other commands of the BASIC language and have written some simple programs. These introductions to BASIC help people gain a better understanding of computers and the nature of programming. However, they are not sufficient for learning to write the types of programs most people want to use. It's a lot like learning a foreign language: learning some of the vocabulary and grammar in school or from a book does not make you a fluent speaker of the language.

Humanized Programs

In this month's column, let's examine two books designed to help you become fluent in BASIC. Both books are for people who already know the fundamentals and want to learn more, and both teach you to develop well-structured, easy-to-use programs. These books are designed to be read while you work at the computer – the only way to learn a language, whether a human language or a computer language, is to practice using it.

Apple Backpack: Humanized Programming in BASIC, by Scot Kamins and Mitchell Waite. Byte Books, 1982, $14.95.

This book aims to help you learn to write *humanized* programs – the authors' term for what others call "user-friendly programs." Humanized or user-friendly programs make the computer adapt to the people who use it, rather than force the people to adapt to the computer. Humanized programs provide easy-to-understand screen displays and clear instructions. They give prompts when users are to enter responses and let users correct or change responses. They wait until users signal they are ready to proceed, and provide help if users become confused or forget some of the instructions.

After a brief introduction about humanized programming, *Apple Backpack* contains four chapters which explain many of the techniques for creating well-designed programs. Each chapter starts with simple components of programs and gradually builds more complex and powerful routines. Although the examples are written in Applesoft BASIC, they are all easily modified for other versions of BASIC, and the authors are careful to point out when they use commands that are idiosyncratic to Applesoft. Therefore, this book will also be useful to those who are using Commodore, TRS-80, Atari, and other computers.

Chapter 1 shows how to create well-formatted screen displays. It begins with algorithms for centering and right justifying text and for drawing borders. It then proceeds to more sophisticated routines. These include an "anti-splitting" routine for formatting text so that words are not split between lines, a routine which presents long sections of text, one screen-full at a time, and routines for formatting numbers into columns.

Chapter 2 is about "crashproofing" programs – designing them so that they behave reasonably when users give unexpected responses. This chapter shows how to create programs which check for incorrect input – a number when a letter is expected or vice versa, too large or small a number, a name with too many letters, a response that begins with a space, or one of the many other possibilities that can wreak havoc on programs that are not crashproofed.

Chapter 3 shows how to write programs which let users check and change information they have entered. It covers programming to allow users to make immediate corrections and to make



UNIQUE MULTI-USER SOFTWARE BRINGS NEW EXCITEMENT TO GROUP LEARNING.

The results are always the same. Put a computer in a classroom and children are drawn to it like steel to a magnet. And even though only one child actually uses the computer, the others coach or offer encouragement. Involving as this activity may be, it fails to take advantage of one of the best known principles of learning. But more about this later.

A simple idea.

When two educational researchers, Dr. Matilda Butler and Dr. William Paisley, studied the interaction of children around microcomputers they had an interesting, yet simple, idea. Instead of one user and several observers, why not give every child the opportunity to learn simultaneously. This idea sparked an entire line of unique educational software and gave birth to a new company, Edupro.

Learning through cooperation and competition.

Each one of Edupro's Microgroup™ computer programs presents your students with a different learning environment. It may be a visit with storybook friends. A trip through American history. Or an exploration of the world around us.

In any case, the principles are the same. Mathematical, language arts, social studies, and science problems are presented as contests, races, and puzzles. Using joysticks or paddles up to eight children work together, either competitively or cooperatively. They race against time, each other, or both.

Forgotten principle.

Now about that principle of learning other educational software ignores.

For years, studies have shown that children learn more efficiently in groups. Group learning motivates slower learners to persevere. It promotes divergent thinking. And it teaches the importance of working together for a common goal.

Ordinary educational software can't provide this stimulation. But with Edupro software children can experience the challenge and excitement of group learning on a daily basis.

Designed for the simplest computers.

Even with all the advances in computer science and micro-electronics, multi-user software typically requires a sophisticated, expensive computer. At a cost beyond the reach of most school districts. So the following paragraphs may contain the best news of all.

These unique programs run on Atari 400 or Atari 800 personal computers. They're available on floppy disk or cassette, and use the minimum amount of computer memory (16K bytes). So even the simplest Atari computer can teach eight students simultaneously.

And the learning doesn't have to stop in your classroom.

These Atari units are also one of the most popular home computers, so Edupro programs can involve the entire family in the group learning process. Not only can parents work with their children, brothers and sisters can share learning with each other. A feat that's hard to duplicate inside a classroom.

Your own hands-on experience.

If you were at this fall's Computer-Using Educators Conference you may have had a demonstration of our programs. Hundreds of educators did. Many of them said that this was an effective way to judge the potential of these programs. But you can have a better opportunity.

We've prepared a sampler kit of the conferences' most popular four user programs. It includes selections from six different programs spanning ages five to adult (all our programs are age graded). We'll be happy to send it to you so you can introduce these programs to your own students. The kit comes with complete instructions and our catalog listing over



50 additional programs. Plus we'll include a coupon good for a 10% discount on your first order.

We know of no other software that can turn a microcomputer into a tool for sharing the excitement of group learning.

Fill out the order form below and see the results in your own classroom.

I want to share the excitement of group learning with my students. Please send me the number of sampler kits I've indicated below. I understand that each kit includes a disk or cassette (my choice) of selected Edupro programs, instructions, catalog, and 10% discount coupon for my next order.

_____ Sampler kit(s) with disk @ $7.95 each _____

_____ Sampler kit(s) with cassette @ $7.95 each _____

California residents add sales tax _____

First Class postage & handling $ 2.00

Total: Check or money order enclosed for $ _____

Please bill ___ MasterCard ___ Visa

_____ _____

(card no.) (exp. date)

Name _____

Address _____

City _____

State _____ ZIP _____

Signature _____

Allow 3 weeks for delivery.

send to: Edupro, Dept. CO, P.O. Box 51346, Palo Alto, California 94303

DEALER INQUIRIES WELCOME

Edupro™

Atari® and 400/800™ are trademarks of ATARI Inc.

changes after all the information has been entered and processed.

Chapter 4 covers providing directions and helpful information on the computer screen. It describes the need for clear instructions within the program and the value of providing prompts when people are to enter information. It also covers techniques for making extra help available when the user presses a special key.

These four chapters on programming provide an excellent blend of general discussion, examples of programming routines and complete modules, and very clear, line-by-line explanations of how each program works. While you can simply plug the provided modules into your own programs, the authors' main aim is to help you understand the modules presented and learn to create your own.

There is a fifth chapter which is not about programming at all, but about principles of writing good documentation. This chapter discusses both tutorials which help beginners get started and reference aids which serve as reminders for those who have learned to use the program.

The appendix contains two complete programs, a States and Capitals educational game and an Electronic Phone pad for storing and retrieving telephone messages. These programs demonstrate how the modules discussed in Chapters 1 through 4 can be combined into useful, humanized programs. Each program has complete written instructions which demonstrate the principles in Chapter 5.

Apple Backpack is a valuable guide for anyone who has mastered the fundamentals of BASIC and wants to become a fluent user of the language. It is at the right level for those who have been introduced to the BASIC commands and written a short program or two. Careful study of this book will help novice programmers advance a long way toward creating their own sophisticated, humanized programs.

Graphics And Sound

Techniques for Creating Golden Delicious Games for the Apple Computer, by Howard M. Franklin, Joanne Koltnow, and Leroy Finkel. John Wiley & Sons, Inc., 1982, $12.95.

This book focuses on programming the graphics and sounds that are such an important part of computer games. Its philosophy is similar to *Apple Backpack* in that it explores principles of good program design and coding, example program modules, and actual programs. However, the sound and graphics programming examples are unique to Applesoft BASIC, so this book is only for those who are programming Apple computers.

Entering many of the programming examples requires a great deal of typing and, of course, everything has to be exactly correct. Fortunately, a set of two disks containing all the routines is available from the publisher for $34.95.

The first of the seven chapters covers musical notes and sounds. It begins with simple routines which use the "bell" sound built into the Apple. On the Apple, more sophisticated sounds require a machine language routine. The authors provide a suitable one to be used as a musical "black box" – you are told how to use it, but not how it works. Since the book is about BASIC, but a machine language routine is required to play musical notes on the Apple, this is a good approach.

Several interesting programs make use of the black box. One plays simple tunes, another turns the Apple into a toy piano in which each key plays a different note, and a third lets you experiment with different sound effects. The sound effect program can be valuable for developing sounds to fit your games.

Chapter 2 introduces the fundamental commands for using low resolution color graphics. Chapter 3 offers an image module which lets you display low resolution images on the screen in any position and color. It also provides a set of uppercase letters and numbers created with low resolution graphics. In addition, this chapter explains how to design new images and incorporate them into the program, and it gives several example pictures.

Chapter 4 is on high resolution graphics. More on this chapter later.

Chapter 5 covers routines for handling data entry. A sophisticated, general-purpose input module is presented. By using this input subroutine within your program and setting certain variables, you can control whether the computer will accept letters (and the maximum length of the response), integer or decimal numbers (even setting the lowest and highest acceptable values), Y or N only (for yes/no questions), or any single keypress.

The input subroutine also signals when the ESC key is pressed, so you can use ESC within your programs to let the user ask for help, return to an earlier part, quit, or request other special functions. This input module is powerful and can greatly simplify writing programs requiring different types of responses from the user. It will also help you crashproof your programs.

Chapters 6 and 7 include fully developed games which use the modules from Chapters 1, 2, 3, and 5. The programs include: (1) a story game in which the computer asks a series of questions and then inserts the answers in a previously constructed story format; (2) a nonviolent version of the hangman word game; (3) a word-matching game; (4) a concentration game which uses

The Light Pen at the Right Price:



Shown actual size.

$34.95 Each

This is the **right** pen —a truly affordable peripheral. As an education aid to young children it is without equal, especially for pre-schoolers without keyboard skills. They simply touch the screen with the pen and a display is altered or new information is entered. Plus as an aid to games, it offers comparable utility to a joystick. Create your own programs with The Light Pen or choose from our software which includes a simple draw routine, checkers and hangman; or backgammon and chess. The Right Pen at the right price—maximum utility and minimum cost.

Prices subject to change without notice. See your local dealer or order direct. New catalog available. Add $3.00 for postage and handling. Credit card orders call toll free:

1-800-334-SOFT

DEALER INQUIRIES INVITED

programmer's institute

a division of **futurehouse**

p.o. box 3470, dept. C, chapel hill, north carolina 27514, 919-967-0861

matching color patterns; (5) a number-guessing game; and (6) a version of the memory game Simon. While none of these games will put *Pac-Man* out of business, they are all good examples of the types of educational games many people could learn to program, and they provide useful examples of how to incorporate the modules into programs.

Routine Libraries

The sound, low resolution graphics, and input modules in this book are valuable components which can simplify creating many programs. These modules, and the discussion in the book, encourage people to develop their own libraries of general-purpose subroutines and to develop well-structured programs. In addition, a great deal can be learned by studying how the games are programmed and making your own revisions and extensions of them.

Since *Golden Delicious Games* focuses on sound and graphics while *Apple Backpack* focuses on text and number processing, the two books complement each other very well. In fact, the only way they overlap significantly is that both provide routines for accepting input. A comparison of the similarities and differences of the two input routines is interesting in itself, since it lets you compare different approaches to the same goal of making it easy for people to enter information.

However, the *Golden Delicious Games* book contains very little discussion of how each module works. Also, there isn't an adequate discussion of high resolution graphics. The chapter on high resolution graphics is by far the shortest one in the book, and about one-third of it is spent discussing the problem of color conflicts on the Apple screen. Unfortunately, the simple solutions to this problem are never mentioned. We can conclude this month's column with an overview of hi-res graphics.

Software For High Resolution Graphics

There are three general types of software tools for using high resolution graphics from Applesoft BASIC. One type is high resolution character generators, which let you create your own character sets and display them on the high resolution screen. Such sets are useful for combining text and pictures, for using characters of different sizes and colors, for having non-English alphabets in your programs, and for adding lowercase letters to the Apple II and II+ screens. High resolution character generators are designed so that the standard BASIC print command is used to display characters from your program. You can also create characters of different shapes and combine them on the screen to form pictures. By printing, erasing, and reprinting these characters, you can even create simple animations.

The second type of high resolution tool lets you create pictures that cover all or part of the screen, save them on a disk, and bring them back to the screen from your program. Some of these tools use commands typed on the keyboard, some use joysticks or game paddles, and some use graphics tablets. In the November 1982 "Learning With Computers" column I reviewed picture-creating programs. My focus there was computer art, but the pictures created with those tools could be easily incorporated into programs.

The third type of high resolution tool facilitates working with shape tables. Shape tables save instructions to the computer for re-creating a shape you have drawn. Commands in BASIC let you place the shape anywhere on the screen, as well as change its size, orientation, and color. Shape table pictures can be placed over a full screen picture and can be used to create animations.

The following is a list of companies which market programs to help you incorporate sophisticated high resolution graphics into your programs. This list doesn't cover all those available, but I have used all the programs listed below, and each serves its intended purpose well. With these tools, you can program professional quality high-resolution graphics. In fact, the *High Text* and *Graphics Magician* programs listed below are widely used in commercial educational programs:

1. Synergistic Software (5221 12th Ave. S.E., Bellevue, WA 98006) offers *High Text*, an advanced high resolution character generator which lets you use characters of different sizes and colors. It also produces a good tool, called Higher Graphics, for working with shape tables.

2. Penguin Software (830 4th Ave., Geneva, IL 60134) sells the well named *Graphics Magician*. It combines picture creating, shape table, and animation capabilities.

3. Beagle Brothers (4315 Sierra Vista, San Diego, CA 92103) has several high resolution character generator, picture-creating, and shape table programs.

4. Edu-Soft (P.O. Box 2560, Berkeley, CA 94702) markets an inexpensive high resolution character generator program. ©

COMPUTE! is looking for good articles, tutorials, and games for the Timex/Sinclair, Commodore 64, and Color Computer.

HOFACKER

Books + Software for ATARI VIC-20 OSI SINCLAIR TIMEX

PAYMENT: check, money order, VISA, MASTER CARD, Eurocheck, ACCESS, Interbank
Prepaid orders add $3.50 for shipping (USA)
$5.00 handling for C.O.D.
All orders outside USA: add 15 % shipping, California residents add 6.5 % sales tax.

ELCOMP PUBLISHING, INC.
53 Redrock Lane
Pomona, CA 91766
Phone: (714) 623 8314

ATARI is a registered trademark of ATARI Inc.
VIC-20, CBM are registered trademarks of Commodore
APPLE is a registered trademark of APPLE Computer, Inc.

PRODUCTS FOR ATARI* 400/800 FROM ELCOMP

BOOKS for ATARI Computers

ATARI BASIC – Learning by Using
An excellent book for the beginner. Many short programs and learning exercises. All important features of the ATARI computers are described (screen drawings, special sounds, keys, paddles, joysticks, specialized screen routines, graphics, sound applications, peeks, pokes, and special stuff). Also suggestions are made that challenge you to change and write program routines.
Order #164 $7.95

Games for the ATARI Computer
This book describes advanced programming techniques like player-missile-graphics and use of the hardware-registers. Contains many ready to run programs in BASIC and one called GUNFIGHT in machine language.
Order #162 $7.95





How to program your ATARI in 6502 Mach.Lang.
Introduction to machine language for the BASIC programmer
Order #169 $9.95

FORTH on the ATARI – Learning by Using
Introduction, programs, applications, learning exercises.
Order #170 $7.95
All programs from book No. 170 on disk.
Order No. 7319 $22.00 only!





A Look into the Future – ASTROLOGY
on your ATARI 800.
How to calculate your own horoscope.
Order #171 Incl. listing of the program $9.95





Our catalog is free with every order. Send $1.00 and SASE for catalog only.

SUPERMAIL
(500 addr. on 1 disk)
Completely written in FORTH. Comes on autoboot disk. No cartridge, no DOS, no FORTH Language required!
Order# 7312 $49.00

SUPERINVENTORY
(1000 items per disk)
Completely written in FORTH, Same as above. (Disk only)
Order# 7320 $49.00

BUSIPACK-1
(written in FORTH). Complete order entry, inventory, mailing and invoicing. (Disk only)
Order # 7313 $98.00

ATAMEMO
Datablock to keep track of your appointments. (D+C)
Order # 7310 $29.95

ATCASH
Convert your ATARI 800 into a powerful cash register. (Disk only)
Order # 7307 $49.95

Invoicing progr. i. BASIC
Order # 7201 (C) $29.95
Order # 7200 (D) $39.95

Mailing List in BASIC
Order # 7212 (C) $19.95
Order # 7213 (D) $24.95

Inventory control in BASIC
Order # 7214 (C) $19.95
Order # 7215 (D) $24.95



Microcomputer Hardware Handbook (845 pages)
Descriptions, pinouts and specifications of the most popular microprocessors and support chips.
A MUST for the hardware buff.

Order-No. 29
$14.95

SOFTWARE IN MACHINE LANGUAGE for ATARI

ATMONA-1
This is a machine language monitor that provides you with the most important commands for programming in machine-language. Disassemble, dump (hex and ASCII), change memory location, block transfer, fill memory block, save and load machine-language programs, start programs. Printer option via three different interfaces.

Order # 7022	**cassette version**	**$19.95**
Order # 7023	**disk version**	**$24.95**
Order # 7024	**cartridge version**	**$59,00**

ATMONA-2
This is a tracer (debugger) that lets you explore the ATARI RAM/ROM area. You can stop at previously selected address, opcode, or operand. Also very valuable in understanding the microprocessor. At each stop, all registers of the CPU may be changed. Includes ATMONA-1.

Order # 7049	**cassette version**	**$49.95**
Order # 7050	**disk version**	**$54.00**

ATMAS
Macro-Assembler for ATARI-800/48k. One of the most powerful editor assemblers on the market. Versatile editor with scrolling. Up to 17k of source-Code. Very fast, translates 5k source-code in about 5 seconds. Source code can be saved on disk or cassette. (Includes ATMONA-1)

Order # 7099	**disk version**	**$89.00**
Order # 7999	**cartridge version**	**$129.00**

ATAS
Same as ATMAS but without macro-capability. Cassette-based.

Order # 7098	**32k RAM**	**$49.95**
Order # 7998	**48k RAM**	**$49.95**

ATEXT-1
This wordprocessor is an excellent buy for your money. It features screen oriented editing, scrolling, string search (even nested), left and right margin justification. Over 30 commands. Text can be saved on disk or cassette.

Order # 7210	**cassette version**	**$29.95**
Order # 7216	**disk version**	**$34.95**
Order # 7217	**cartridge version**	**$69.00**

GUNFIGHT
This game (8k machine-language) needs two joysticks. Animation and sound. Two cowboys fight against each other. Comes on a bootable cassette.
Order # 7207 $19.95

FORTH for the ATARI

FORTH from Elcomp Publishing, Inc. is an extended Fig-Forth-version, Editor and I/O package included. Utility package includes decompiler, sector copy, Hexdump (ASCII), ATARI Filehandling, total graphic and sound, joystick program and player missile. Extremely powerful!
Order # 7055 **disk** **$39.95**

Floating point package with trigonometric functions (0 - 90°)
Order # 7230 **disk** **$29.95**

Learn-FORTH from Elcomp Publishing, Inc.
A subset of Fig-Forth for the beginner. On disk (32k RAM) or on cassette (16k RAM).
Order # 7053 $19.95

Expansion boards for the APPLE II



The Custom Apple + Other Mysteries
A complete guide to customizing the Apple Software und Hardware
Order-No. 680 **$24.95**

We also stock the boards which are used in the book "The Custom Apple " (bareboards)

6522 I/O Board No. 605	**$39.00**
EPROM Burner No. 607	**$49.00**
8K EPROM/RAM Board No. 609	**$29.00**
Prototyping board for the Apple II No. 604	**$29.00**
Slot repeater board for the Apple II No. 606	**$49.00**

Order two boards and get the book free !

Care and Feeding of the Commodore PET
Eight chapters exploring PET hardware. Includes repair and interfacing information. Programming tricks and schematics.
Order # 150 $9.95

Hardware – ADD–ONS for ATARI

PRINTER INTERFACE
This construction article comes with printed circuit board and software. You can use the EPSON printer without the ATARI printer interface. (Works with gameports 3 and 4).
Order # 7211 $19.95

RS-232 Interface for your ATARI 400/800
Software with connector and construction article.
Order # 7291 (5V TTL-Level) $19.95

EPROM BURNER for ATARI 400/800
Works with gameports. No additional power supply needed. Comes compl. assembled with software (2716, 2732, 2532).
Order # 7042 $179.00

EPROM BURNER for ATARI 400/800 KIT
Printed circuit board incl. Software and extensive construction article.
Order #7292 $49.00

EPROM BOARD (CARTRIDGE)
Holds two 4k EPROMs (2532). EPROMs not included.
Order # 7043 $29.95





EPROM BOARD KIT
Same as above but bare board only with description.
Order # 7224 $14.95

ATARI, VIC-20, Sinclair, Timex and OSI

NEW – for your ATARI 400/800
Astrology and Biorhythm for ATARI (**Disk only!**).
Order-No. 7223 $29.95
Birth control with the ATARI (Knaus Ogino)
Order-No. 7222 **Disk only!** $29.95

Books + Software for VIC-20 (requires 3KRAM Exp.)
No. 4870 Wordprocessor for VIC-20, 8KRAM $19.95
No. 4883 Mailing List for VIC-20, 16K RAM $14.95
No. 176 Tricks for VICs (book, 115 pages) $ 9.95

Miniassembler for VIC-20
No. 4896 $19.95

Runfill for VIC, No. 4894 $9.95

TIC TAC VIC, No. 4880 $9.95

GAMEPACK I (3 Games)
No. 4881 $14.95



Progr. in 6502 Machine Language on your PET+CBM
2 complete Editor/Assemblers (Source code 3 hex-dump + description plus a powerful machine language monitor (Hexdump). **Order-No. 166** $19.95

Universal Experimenter Board for the VIC-20
(Save money with this great board). This board plugs right into the expansion slot of the VIC-20.
Order # 4844 $18.95

Software for SINCLAIR ZX-81 and TIMEX 1000
2399 Machine Language Monitor $9.95
2398 Mailing List $19.95

Programming in BASIC and machine language with the ZX-81 (82) or TIMEX 1000.
Order-No. 174 (book) $ 9.95



BOOKS FOR OSI

No. 157 1. Book of Ohio	**$7.95**
No. 158 2. Book of Ohio	**$7.95**
No. 159 3. Book of Ohio	**$7.95**
No. 160 4. Book of Ohio	**$7.95**
No. 161 5. Book of Ohio	**$7.95**

151 8K Microsoft BASIC Ref. Man. $9.95
152 Expansion Handbook for 6502 and 6802 $9.95
153 Microcomputer Appl. Notes $9.95

Complex Sound Generation
New revised applications manual for the Texas Instruments SN 76477 Complex Sound Generator.
Order # 154 $6.95

Small Business Programs Order # 156
Complete listings for the business user. Inventory, Invoice Writing, Mailing List and much more. Introduction to Business Applications. $14.90

Develop-20

Tina Halcomb

Without a knowledge of assembly language, it can be an impossible task to turn a great idea into a fast, smooth game. One solution to the problem is *Develop-20*, a collection of software tools designed to help the VIC-20 programmer advance beyond BASIC.

Develop-20 consists of an Editor, Assembler, Loader, Monitor, and Decoder. A similar collection, *Develop-64*, is available for the Commodore 64.

An informative guide is included with the package. If you are not already acquainted with 6502 assembly language, you will find this guide a very good introduction. It describes the architecture and functions of the 6502 chip from a user's viewpoint. The definitions and examples clearly explain the use of the addressing modes, register set, and instruction set.

The Editor

The original (Source) programs are created and modified with the Editor program. As you enter your program, it checks the validity of the mnemonics, and checks to see if the correct addressing modes are being used with respect to the mnemonics.

When you run the Editor, you will see a CPLDIMS prompt. You can then choose one of the seven functions of the Editor program. C is the create mode, used to enter new programs. P prints a listing of the program to the screen. L loads a program on cassette or disk into memory. S saves the source file in memory to cassette or disk. The editing capabilities of the Editor program are limited to D, which deletes lines; I, which inserts lines; and M, which lets you modify any line. Modifications can be made only one line at a time.

There are two unusual aspects to this Editor. When you use zero-page addressing, you must identify the address with a left arrow.

```
STA← $00
```

Most assemblers are capable of determining that you intend zero-page addressing if the specified address is in zero page ($00-$FF).

Also, during program entry, there is no space allowed between the opcode field and the operand field. However, once each line of the program is entered and you press RETURN, the line is displayed in the standard 6502 assembly format with one space between each field.

In an unexpanded VIC, you can write programs with up to 89 statements. With any size memory expansion, the program size can increase by 50-75 statements per K of memory.

Assembling The Program

To translate your source program into executable machine (object) language, it must be loaded in with the Assembler program, assembled, and saved as an object file. The actual *saving* process is identical to that of the Editor program. You must remember that the two output files are different. The source is saved like any other text file, and the object is saved as a binary file. A distinguishing extension for the file name is not automatic. Perhaps setting a standard of extensions like a .BIN or .OBJ for binary object files and .TXT of .SRC for the text source files will make it easier for you to identify them.

Due to the limited amount of memory, the programs are assembled to a file on disk or cassette instead of directly into memory. In order to run the object code that you have just created with the Assembler program, you must save the object file and load it back into memory with the Loader program.

RUN In Single Steps

The Monitor is a very useful tool for debugging your software. It allows you to load your program and run it in single steps (one instruction at a time). As each instruction is executed, the instruction is displayed along with the status of all registers. This allows those just learning the language to watch what happens in each register and what changes occur in the status register (the flags) as a program runs.

The fifth tool of this package is the Decoder, which is a disassembler. This program takes machine language (executable object files) and translates them back into source files (mnemonics). The program produced by the Decoder will only resemble the original source program because it does not produce labels. For example, in a loop, instead of seeing branches to labels, you will see jumps to absolute addresses.

What would a game programmer's tool kit be without



with compliments to the U.S.-market

SM Software Inc. is a subsidiary of SM Software AG, Munich, one of Europe's top micro software houses.

U.S. computer technology, allied with German software engineering, has produced high quality programming aids such as:

SM-KIT	— program de-bug aids
ESH	— ergonomic screen handler
ISM	— index sequential file manager
LOS	— loadable operating system

and high level application programs such as

SM-TEXT — advanced text processor.

ASK FOR DETAILS

SM SOFTWARE INC.
252 Bethlehem Pike
Colmar. PA 18915



graphics tools? The manual includes information concerning screen and character management, color modes, joystick controllers, and sound and musical effects.

This collection of software tools is an effective, reasonably priced way to develop your machine language ideas into working VIC programs.

Develop-20
French Silk Smoothware
P.O. Box 207
Cannon Falls, MN 55009
$49.95 ©

Astro Chase

John Blackford,
Assistant Features Editor

Astro Chase, by Fernando Herrera, is a lively space-action game with impressive graphics and sound. Written for Atari, it contains several innovative features that distinguish it from others on the market.

The object of the game is to defend Earth from aliens of the Megard Empire. The playfield, which is a two-dimensional (map-style) depiction of the galaxy, is several times larger than the area visible on the screen. As you move your ship – Earth's sole defender – toward the edges of the screen, the background scrolls to reveal other portions of the galaxy. You can't visit the entire galaxy, however. The Megardians have thrown up an invisible force field that keeps you in the vicinity of Earth.

That's just as well, for to succeed at *Astro Chase*, it's best to cruise near Earth, intercepting the robot-like Mega Mines as they move in. If one of the mines reaches the home planet, the result is a spectacular, game-ending explosion.

The Mega Mines have only one objective: to reach Earth. They never deviate from their path and cannot attack your ship, but the attack fighters can and will. As you advance to the higher levels, the fighters become more numerous and wield more impressive power. Some of them try to ram your ship; others fire lasers; some can even pass through planets in their relentless search for your craft. If you spend too much time going after the fighters, the Mega Mines will surely get through.

Maneuvering Hints

One of the most challenging aspects of the game is learning to control your spaceship. You can set your course, then aim and fire your lasers independently – all with the joystick and fire button. The result is a very versatile craft, but one that's difficult for beginners to handle. The secret is that when the fire button is depressed, the joystick controls the direction of the lasers. When the fire button is up, the joystick controls the ship. It sounds simple, but practice is required.

If you bump into a planet or the force field, you'll bounce back – perhaps adding to the confusion until you get the hang of maneuvering the ship. Another pitfall is the *hot stars*. These are bright stars scattered around the galaxy. If you run into one, you'll be stopped until you back up and go around. Running into either the hot stars or the force field drains energy from your ship, as does moving and firing lasers. You can recharge your energy by flying back and forth over one of the four energy generators. There's one at each corner of the square



In Astro Chase, *you defend Earth against aliens of the Megard Empire.*

Eric Martin's
Where prices are born, not raised!



Atari 1400XL 64K CALL

Built-in phone modem, expandable to 256K, and more goodies

810 Disc Drive	CALL
1010 Program Recorder (NEW)	$79.00
1025 Printer (NEW)	$410.00
CX85 Numeric Keyboard	$109.00
CX419 Bookkeeper Kit	CALL
CX488 Communicator Kit	CALL
ATARI Software	
CXL4025 Defender	$39.00
RX8026 Dig Dug	$39.00
RX8039 Eastern Front (ROM)	$44.00
CLX 4027 Qix	$39.00
RX8037 Star Trux	$39.00
DX5049 Visicalc	$159.00
CA01655 Technical Reference Notes	$29.95
Third Party Software	
Miner 2049	CALL
Zaxxon	$27.95
Eastern Front 1941 (cassette)	$29.95
Wizard of War	$30.00
Gorf	$30.00
Frogger	$30.00
Chop Lifter	$29.00
Apple Panic	$23.75
Baha Buggies	$23.75
Submarine Commander (ROM)	$35.95
Jumbo Jet Pilot (ROM)	$35.95
Soccer (ROM)	$36.95
Gamestar Football	CALL

When new ATARIS are born, Eric Martin's will have them at *newborn prices.* For the latest from Atari, call or visit our store.

One of the largest Atari Dealers in the U.S.

We take TRADE-INS. Call for your price.

ATARI SERVICE
FACTORY AUTHORIZED NETWORK

Orders shipped in 24 hours

For fast delivery, send certified or cashier checks, money orders, or direct bank wire transfers. Personal checks allow 2 to 3 weeks to clear. Prices reflect cash discount and are subject to change. Add 2% for credit card purchases. Shipping—Software $2 Minimum. Hardware—call. Foreign inquiries invited —add 15% for shipping. Ohio residents add 6.5% sales tax.

Eric Martin's
5485 Warrensville Center Road
Maple Heights, Ohio 44137
Call Toll Free
1-800-482-7254
In Ohio 216/663-2032
Mon.-Sat. 10-6 EST

BIGGER IS NOT ALWAYS BETTER!

Higher cost doesn't promise better software.

All across America, and around the world, people are becoming computer literate: both in use and purchase of a personal, home or small business computer. People are finding that more expensive computers are not always better computers. They are flocking to buy the low-priced, but high-powered Commodore 64™. That is a smart decision. Very smart, indeed.

Perhaps you are one of the wise ones who has bought, or is getting ready to buy, a Commodore 64. Good for you. Keep making good decisions. *Compare before you buy software.*

TRY THEIRS, YOU'LL BUY OURS

Compare the features and capabilities of both from the information below. Try theirs. Try ours. You will see for yourself that more $$ doesn't give more software.

Feature	Southern Solutions	Info Designs
Suggested List Price	129.95	199.95
Copyable Disks	Yes	No
Data Loss w/Power Failure	No	Yes
Can you legally sell disk?	Yes	No
Warranted to operate properly?	Yes	No
Trade-In for Bigger System?	Yes	No
User defined colors?	Yes	No
Requires removal/insertion of disk for all entries	No	Yes
Includes Budgeting	Yes	No
Interfaces to G/L	Yes	Yes
Works with all printers	Yes	Yes
Meaningless number codes for account set-up	No	Yes
Easy-to-understand letters for account set-up	Yes	No
All programs big, slow loading, compiled	No	Yes
Working programs in flexible, *fast loading* BASIC	Yes	No
Backup to inexpensive tape?	Yes	No
Backup to disk available?	Yes	Yes
Max number of G/L Depts	99	9
Max Accounts per Cash Journal Entry	9	1
Max Debits/Credits per General Journal Entry	11	5
Minimum Disk Sides Required	1	3

When you compare, you will see that our BusinessWare™ for the Commodore 64 is like the biggest, newest state-of-the-art systems for big business computers. Theirs? You may see that it is more like an old system of days gone by.

You decide. It's your money, your time . . . and your decision.

Call for the name of your nearest dealer.

Dealers or distributors ask for our dealer/distributor pack.



P.O Box P, McKinney, Texas 75069 - (214) 542-0278

1-800-527-4548

Available in Canada: Canadian Micro Distributors, LTD.
500 Steeles Avenue, Milton, Ontario L9T 3P7
(416) 878-7277

force field.

Shield depots are also located around the force field perimeter. When you fly through one, your ship turns from solid white to flashing colors – and you are invulnerable for ten seconds. You can even ram and destroy the attack fighters. But don't neglect your main mission: eliminating the Mega Mines.

For Experts Only

When you begin *Astro Chase*, you are in level eight. With the Select button, you can choose any one of 24 levels. Each time Earth is destroyed, you move down one level. But if you destroy all 16 Mega Mines, you move up to the next higher level. And if you go beyond level 24, you reach the master level (24-34); it's definitely for experts only.

The graphics in the game opening and the intermissions after each group of seven levels strikingly depict the spaceport on Earth. In the first sequence, you, the pilot, walk out and beam onto the spacecraft, which lifts off in a blaze of rocket fire.

The pilot returns to the spaceport in the first intermission, looks around, and asks, "Where is everybody?" Each scene that follows is slightly different. If you move from the lowest levels all the way to the expert grade, the intermissions provide a little story line within the game.

The action in *Astro Chase* can get pretty frantic as you dodge the fighters, bouncing into planets and stars – all the while trying to stop the undeviating Mega Mines. But you can succeed by mastering your ship's movement and developing a prudent strategy for engaging the Mega Mines. If you like space-action games, this is one to look for.

Astro Chase
Parker Brothers
50 Dunham Road
Beverly, MA 01915
(617)927-7600 ©

Galactic Blitz For The VIC-20

Tony Roberts, Assistant Managing Editor

You're sitting alone in your spaceship when, suddenly, swarms of aliens, daring you to shoot them down, appear in the darkened sky. The aliens swirl, dart, and loop-the-loop before streaming off out of sight. Seconds later they return to taunt you again.

The game is *Galactic Blitz*, produced by Tronix for the unexpanded VIC-20. The instructions are simple: shoot down the aliens, pile up the points.

Galactic Blitz, programmed by Jimmy Huey, is a smooth, fast machine language game that looks deceptively easy. But it turns out to be devilishly frustrating and mildly addicting. Throw in the eerie whine of the aliens and the game takes on a hypnotic quality.

With a joystick, you move your ship back and forth along the bottom of the screen. You fire in only one direction – straight up.

The aliens, which attack in groups of 15, could easily find work in the National Football League. They run patterns more precisely than any wide receiver. They swirl, climb, and dive one after the other until all 15 have either been shot down or have completed their pattern.

But even as the colorful alien squadron dazzles you with its precision flying, its members are on the attack. They drop a barrage of bombs that keep your ship on the move.

Be Prepared To Dodge

The 15 patterns the aliens employ are easy enough to learn, but discovering the best defense against each is more difficult.

If you find yourself cowering in the corners to avoid the bombs raining down at center screen, you may lull yourself into thinking you've found the answer. Check the score counter, and you'll find many of the aliens are blinking off the screen before your hits are recorded.

As the game progresses, the aliens move lower and lower, giving you less time to react to their bombs. In one pattern the crafty attackers fly off the bottom of the screen, then reappear right where you're likely to have positioned your ship. Just when you thought you were in control, you've lost another vessel.

Galactic Blitz is easy to play, but not easy to beat. And you'll find yourself trying to win again and again.

Galactic Blitz
Tronix Publishing, Inc.
701 West Manchester
Inglewood, CA 90301
$24.95 ©

CARDETTE LETS YOU USE ANY CASSETTE PLAYER/RECORDER WITH YOUR VIC-20®

With the new CARDETTE from Cardco, Inc. you can interface with any standard cassette player/recorder to save programs and load them with ease into yur VIC-20®.

No longer are you restricted to using only the VIC Datasette. Just add a CARDETTE and you can use the tape unit of YOUR choice.

The CARDETTE comes with all necessary cables and wires to complete the hook-up. Nothing else to buy. All you need is YOUR tape player/recorder and your tapes.

Price: Just $30.95

COMPU SENSE

TO ORDER:
P.O. BOX 768
WICHITA, KS 67201
(316) 263-1095

AMERICAN EXPRESS® VISA MasterCard

Handling charges $3.00
C.O.D. (Add $2.00)
Personal checks allow 3 week delivery
VIC-20® is a registered trademark of Commodore
Prices subject to change

THE FIRST ANNUAL HACKERS OPEN



★ 1st PRIZE ★
$1000.00
and Royalties

★ 2nd PRIZE ★
$500.00
and Royalties

★ 3rd PRIZE ★
—UNLIMITED—
$100.00 and 1 year
Magnetic Magazine
subscription

Do something with your Programs! Send them to us and receive $$s, royalties, directions, suggestions, and marketing assistance. Winning programs will be marketed individually or as a part of our Magnetic Magazines. If you have an Atari 400/800, Commodore 64, VIC-20, TRS-80 Color, IBM PC, Apple II — you could be a contestant.

For complete information write or call toll-free:

programmer's institute
a division of FUTUREHOUSE, INC.
p.o. box 3470, chapel hill, north carolina 27514, 919-967-0861

1-800-334-SOFT

FOX 20:™ THE MOST VALUE FOR YOUR VIC 20™

The All Cassette Magazine
5 or more original programs per month
GAME - EDUCATIONAL - UTILITY
average cost less than 88¢ per program
The Original Video Newsletter
Articles - Hints - Reviews
DELIVERED MONTHLY TO YOUR DOOR
Don't be outFOXed: Subscribe Today!

FOX 20:™
The magazine for *Vic 20 users
P.O. Box 507
Deer Park, Texas 77503
(713) 473-6723



$53/yr. U.S. $63/yr. Canada & Overseas $6.50 Single Issue
All orders pre-paid (U.S. Funds) Author & Dealer inquiries invited. Send for our free catalog for more information on our other fine products.
Texas residents add 5% Sales Tax

FOX 20: A division of Foxfire Systems, Inc.

MAGIC MOTHER VIC-20 SIX SLOT BUS EXPANDER

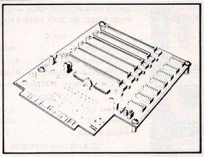

- Accepts any VIC-20 compatible cartridges
- Write enable / disable control for each slot
- Illustrated assembly and operation guide
- RAMs retain contents even when deselected
- Fully compatible with cartridges up to 32K
- Reconfigurable slots for maximum ease of use
- Allows remapping cartridges without modifying them
- Allows systems of up to 40K RAM – up to 29K RAM in BASIC
- Operates from VIC-20 power supply, or, from optional on board power supply (not included)
- 6 cartridge slots
- Bus line buffers
- System reset button
- Fused to protect VIC-20
- Gold plated connectors
- 6 no-mar feet for solid support
- Power indicator
- Expansion connection at rear
- Special features for experimenters
- 90 day limited warranty

Bare board $42.95, Kit $84.95, Assembled and tested $97.95

Write for quantity discounts. Add $3 for shipping & handling. Ohio residents add 5 1/2 %.
Check or money order only. Personal checks allow 2 weeks to clear. Dealer inquiries invited.

XENTEK
XENTEK Corporation, P.O.Box 411, Xenia, OH 45385
• VIC-20 is a trademark of Commodore Business Machines, Inc.

VIC-20 SOFTWARE



WEB SLINGERS $19.95

In this hi-res, fast action, arcade style game, you, the fly, must maneuver around the boards by climbing up and down the ladders and eating fruit along the way for points. Sounds easy? Well, there are three nasty spiders that would just love a juicy fly for lunch, and a sticky web waiting to trap you. This game will keep you playing for hours.

Send check or money order plus $1.50 postage and handling to:
Southern Software, 1914 N. Parkway, Corinth, MS 38834
Call 601-287-1676 for C.O.D.
Requirements: Joystick, 3k, 8k, or 16k expansion.

COMPUTE! is looking for good articles, tutorials, and games for the Timex/Sinclair, Commodore 64, and Color Computer.

computer mail order

computer mail order west

PRINTERS

SMITH CORONA

Call on $50.00 Factory Rebate!

TP-1	$499.00
Tractor Feed	$129.00
Ultrasonic I Typewriter	$439.00

C. ITOH (TEC)

Gorilla	$209.00
Prowriter 8510P	$379.00
Prowriter 8510S	$579.00
Prowriter II-P	$699.00
Prowriter II-S	$749.00
Starwriter F10-40	$1259.00
Printmaster F10-55	$1649.00

OKIDATA

Call for price and information of OKIDATA 82A, 83A, 84(Parallel), 84(Serial), 92 & 93.

EPSON

Call for price and information on EPSON RX80, MX80, MX80FT, FX80 & MX100.

IDS

MicroPrism	$649.00
132 (Fully Configured)	$1599.00
80 (Fully Configured)	$1399.00

Call for other configurations.

STAR

Gemini 10	$339.00
Gemini 15	$489.00
Serial Board	$75.00

DAISYWRITER

2000 (Letter Quality)	$1149.00
Tractor Feed	$109.00

DIABLO

620	$999.00
630	$1769.00

TeleVideo



TERMINALS

910	$559.00
912C	$689.00
920C	$739.00
925C	$719.00
950	$929.00

COMPUTERS

800A	$1259.00
802	$2649.00
802H	$4695.00
806/20	$4949.00
816/40	$8999.00
803	$1949.00
1602G	$3399.00
1603	CALL

NEC

COMPUTERS

8000	CALL
8001A	$669.00
8031	$669.00
8012	$549.00
8801	CALL

PRINTERS

8023	$419.00
7710/7730	$2249.00
3510/3530	$1549.00

MONITORS

JB-1260	$119.00
JB-1201	$149.00
JC-1212	$299.00
JC-12-202	$299.00
JC-1203	$549.00

EAGLE



Call on Eagle 8 Bit & 16 Bit Computers & Software

MODEMS

HAYES

Smart	$219.00
Smart 1200 (1200 Baud)	$519.00
Chronograph	$199.00
Micromodem 100	$309.00
Micromodem II	$279.00
Micromodem II(with term)	$299.00
Smart Com II	$99.00
Smart 1200B	CALL

NOVATION

J-Cat	$119.00
Cat	$144.00
D-Cat	$159.00
103 Smart Cat	$189.00
Apple Cat !!	$279.00
103/212 Smart Cat	$439.00
212 Apple Cat II	$609.00
Apple Cat!I i212 Upgrade	$309.00

ANCHOR

Mark I (RS-232)	$79.00
Mark II (Atari)	$79.00
Mark III (T.I.-99)	$109.00
Mark IV (CBM-PET)	$125.00
Mark V (Osborne)	$95.00
Mark VI (IBM-PC)	$179.00
Mark VII (Auto Ans./Auto Dial)	$99.00
TRS-80 Color Computer	$99.00
9 Volt Power Supply	$9.00
Mark VIII	CALL

MONITORS

AMDEK

300G	$159.00
300A	$169.00
310A	$169.00
Color I	$279.00
Color I plus	299.00
Color II	$439.00
Color III	$349.00

BMC

12AU 12" Green	$79.99
1401 13" Color(Mid-Res)	$369.00
9191 U 13" Composite	$329.00

TAXAN

RGB 1 (Hi-Res)	$299.00
RGB III	$499.00
12 N Green	$119.00
12 A Amber	$125.00

ZENITH

ZVM 121	$95.00
ZT-1 Terminal	$369.00

U.S.I.

Pi 1, 9" Green	$99.00
Pi 2, 12" Green	$119.00
Pi 3, 12" Amber	$159.00
Pi 4, 9" Amber	$139.00
1400C 14" Color	$299.00

PANASONIC

JR200U 32K Pers. Computer	$309.00

MONITORS

TR-120 12" Hi-Res Green	$159.00
CT-160 10" Dual Mode Color	$299.00
DT-D1000 10" RGB	$349.00
DT-D1300 13"RGB/Compos	$429.00

IBM

NEC

3550 PRINTER... $1949

PERCOM/TANDOM DRIVES

5¼" 160K Disk Drive	$249.00
5¼" 320K Disk Drive	$299.00

AMDEK

310A Amber Monitor	$169.00
Amdisk III (3" Drive)	$499.00
DXY Plotter	$599.00
Color II	$439.00

AST

Mega Plus 64	$399.00

QUBIE

PC Keyboard	$219.00

SOFTWARE

MicroPro WordStar/MailMerge	$319.00
I.U.S. Easywriter II	$249.00
I.U.S. Easyspeller	$129.00
Peach Package(GL/AP/AR)	$419.00

PROFESSIONAL SOFTWARE

PC Plus(Word Processing)	$319.00

CONTINENTAL SOFTWARE

1st Class Mail/Form Letter	$89.00
The Home Accountant Plus	$109.00

SYNAPSE

File Manager	$119.00

PFS	APPLE	IBM
File	$89.00	$99.00
Report	$89.00	$89.00
Graph	$89.00	$99.00
Write	n/a	$99.00

READY FORMS

1"or2" Address Labls(Tract.Feed)	$9.95
15" Report Paper(Tract.Feed)	$24.95
8½"Blnk Wht Paper(Tract.Feed)	$19.95
8½"Blnk Env(Tract.Feed)	$14.95

SANYO

MB1000 Computer	$1599.00
INCLUDES FREE SOFTWARE! MicroPro, WordStar, Calcstar, Mail Merge & Report Star.	
MB 160 Add on Drive	$539.00
5500 Letter Quality Printer	$699.00

TIMEX SINCLAIR 1000



$39.95

16K Memory Module	$44.95
Vu-Calc	$17.95
Check Book Manager	$13.95
The Organizer	$14.95
The Budgeter	$13.95
Stock Option	$14.95
Loan & Mortgage Amortizer	$12.95
Mindware Printer	$109.00

ORBYTE SOFTWARE

Graphics	$12.99
Home Budgeter	$12.99
Home Inventory	$12.99
Income Tax	$14.99
Mega Mind	$15.99
Salvo	$12.99
The Quiz	$12.99
Words	$12.99

commodore



CBM 64 $369

VIC 20 $99.

8032..... $599.00

64K Upgrade Kit	$269.00
8096	$849.00
9000	$999.00
B-128	$769.00
B-256	$969.00
4032	$599.00
4064	$569.00
2031	$299.00
8050	$949.00
8250	$1199.00
9060(5 Meg. HD)	$1999.00
9090(7.5 Meg HD)	$2199.00
4023	$379.00
8023	$569.00
6400 Ltr Qual. Print	$1399.00
Spell Master	$149.00
ZRam addsCP/M $64K	$549.00
Silicon Office	$749.00
Calc Result	$159.00
The Manager	$209.00
The Soft Rom	$129.00
Jinsam 800C/64	CALL
ADA1600C8M to Part.Int	$89.00
ADA1450 CBM to Ser. Int	$99.00

PROFESSIONAL SOFTWARE

Power	$79.00
Info Pro	$199.00
Word Pro 2 Plus	$159.00
Word Pro 3 Plus	$199.00
Word Pro 4 Plus	$299.00
Word Pro 5 Plus	$299.00
Administator	$379.00
Word Pro 64	$69.95
Spell Checker	CALL

CARDCO VIC 20/C64

Light Pen	$32.00
Cassette Interface	$29.00
Parallel Printer Interface	$64.00
3Slot Expans.Interface(20 only)	$32.00
6Slot Expans.Interface(20only)	$79.00

HES

Shamus (ROM)	$29.00
Protector (ROM)	$32.00
Robot Panic (ROM)	$29.00
Pirates (ROM)	$29.00
HES Writer (ROM)	$29.00

1520 Color Printer/Plotter ... $169.00
1525 80 Column Printer ... $339.00
1530 Datasette ... $69.00
1541 Single Disk Drive ... $339.00
1600 VIC Modem ... $95.00
1610 VIC Term 40 ... $49.00
1650 AD/AA Modem ... $159.00
1701 14" Color Monitor ... $269.00
1311 Joysticks (each) ... $5.99
1312 Paddles ... $11.99
1110 VIC 8K ... $42.00
1111 VIC 16K ... $69.00
1011 RS232 Interface ... $42.00
1211 Super Expander ... $53.00
1906 Super Alien ... $23.00
1910 Radar Rat Race ... $23.00
1917 VooDoo Castle ... $29.00
1922 Cosmic Cruncher ... $35.00
1923 Gorf ... $29.00
1924 Omega Race ... $30.00
1101 VIC 20 Reference Guide ... $15.00
CBM 64 Reference Guide ... $18.00

EASY BUSINESS SERIES 64

Easy File	$79.00
Easy Finance	$39.00
Easy Mail	$39.00
Easy Script	$79.00
Word Machine/Name Machine	$23.00

PROGRAMMER SERIES 64

Assembler	$39.00
Logo	$79.00
Pilot	$79.00
Pet Emulator	$25.00
Screen Editor	$25.00
Video/Music Support	$39.00

ART AND MUSIC SERIES 64

Music Machine	$25.00
Music Composer	$25.00
Meta Music I	$79.00

COMMERCIAL DATA

Motor Mouse/20	$23.00
Centipode/20	$23.00
Froggee(20/64)	$23.00

CREATIVE SOFTWARE

Astro Blitz	$32.00
Black Hole	$32.00
Trashman	$32.00
Home Finance	$27.00
Home Inventory	$13.00

UMI

Amok	$30.00
Meteor Run	$40.00
Alien Blitz	$30.00
Vitern A	$16.00
The Alien	$16.00

Call on our Large Selection of VIC 20 & C-64 Software, such as: EPYX, Microspec, Quick Brown Fox and Kansas City Software.



PC-1500 POCKET COMPUTER $169.

PC1250... $89.00

SHARP

CE150 Printer, Plotter and Cassette Interface Unit ... $172.00
CE152 Cassette Recorder ... $62.00
CE155 8K Ram Expans. Mod ... $94.00
CE125 Printer/Micro Cass ... $129.00
Statistics Pack ... $49.00

computer mail order east

VISA

800-233-8950

In PA call (717)327-9575, Dept. 806, 477 E. 3rd St., Williamsport, PA 17701

INTERNATIONAL ORDERS: All shipments outside the Continental United States must be pre-paid by certified check only. Include 3% (minimum $3.00) shipping and handling. **EDUCATIONAL DISCOUNTS:** Additional discounts are available from both Computer Mail Order locations to qualified Educational Institutions. **APO & FPO:** Add minimum $5.00 shipping and handling.

computer mail order

FRANKLIN



Call for price and information on the NEW FRANKLIN Computers! Disk Drives, Software and System Specials ALSO AVAILABLE!

MICRO-SCI DISK DRIVES FOR APPLE & FRANKIN

A2	$269.00
A40	$349.00
A70	$459.00
C2 Controller	$79.00
C47 Controller	$89.00

RANA DISK DRIVES

Elite 1 plus (Apple/Franklin)	CALL
1000 (Atari)	CALL

AMDEK DISK DRIVES

Amdisk I, 3¨ Mini Disk for Apple II & IIe $229.00

SYSCOM

48K Color Computer APPLE COMPATIBLE

$599.

VISICORP for Apple,IBM & Franklin

Visidex	$189.00
Visifile	$189.00
Visiplot	$159.00
Visiterm	$89.00
Visitrend/Plot	$229.00
VisiSchedule	$229.00
Desktop Plan	$189.00
Visicalc(Apple,CBM,IBM)	$179.00

Visicorp prices for IBM may vary slightly.

BRODERBUND

Apple Panic	$23.00
David's Magic	$27.00
Star Blazer	$25.00
Arcade Machine	$34.00
Choplifter	$27.00
Serpentine	$27.00

INFOCOM

Deadline(AP.,IBM,AT.&C-64)	$35.00
Star Cross	$29.00
Zork I, II or III	$29.00

MPC

Bubdisk,(128K Non Voltare)	$649.00

AXLON

Apple/Franklin 128K Ram	$299.00
Apple/Franklin Ram Disk	$729.00

KRAFT

Apple Joystick	$44.00

CONTINENTAL SOFTWARE

Tax Advantage (Apple/Atari)	$45.00
Home Accnt. (Apple/Atari)	$59.00
1st Cl. Mail/Form Letter(Apple)	$79.00
The Book of Apple	$14.95
The Book of Atari	$14.95
The Book of Apple Graphics	$14.95

PERCOM

DISK DRIVES FOR ATARI

AT88-S1	$399.00
AT88-A1	$299.00
AT88-S2	$649.00
RFD 40-S1	$549.00
RFD 40-A1	$349.00
RFD 40-S2	$889.00
RFD 44-S1	$679.00
RFD 44-S2	$999.00

FLOPPY DISKS

MAXELL

MD I(Box of 10)	$32.00
MD II(Box of 10)	$44.00
FD I (8¨)	$40.00
FD II (8¨ DD)	$50.00

VERBATUM

5¼¨ SS DD	$26.00
5¼¨ DS DD	$36.00

ELEPHANT

5¼¨ SS SD	$18.99
5¼¨ SS DD	$24.99
5¼¨ DS DD	$29.99

HEAD

Disk Head Cleaner	$14.95

SIRIUS

Bandits (Apple)	$28.00
Beer Run (Apple)	$24.00
Free Fall (Apple)	$24.00
Sneakers (Apple)	$24.00
Snake Byte (Apple)	$24.00
Fast Eddie (Atari)	$21.00
Turmoil (Atari)	$21.00
Deadly Duck (VIC)	$21.00

INTERFACES & ACCESSORIES

80 Column Apple Card	$159.00
Apple Paral. Printer Interface	$89.00
Atari 850 to Paral. Printer Cable	$29.00
RS232-RS232 Cables	$29.00
Centronics Paral.-Paral. Cables	$29.00

Call on IBM, Osborne, Daisywriter, Atari, Commodore, Apple and Franklin Interface Cards, Cables and Accessories.

HEWLETT PACKARD



41CV $205.

HP75...$749.

HP 41C	$146.00
HP 10C	$52.00
HP 11C	$69.00
HP 12C	$90.00
HP 15C	$90.00
HP 16C	$90.00

For HP41/41CV

HPIL Module	$99.00
HPIL Cassette or Printer	$359.00
Card Reader	$144.00
Extended Functions Module	$64.00
Time Module	$64.00
Mathmatics Pac	$26.50
Real Estate Pac	$40.00

HOME COMPUTERS

ATARI



400-16K..... $99.

Our Price $149.00, Get $50.00 rebate direct from Atari!

600XL-16K ..... $149.

800-48K..... $389.

Our Price $489.00, Get $100.00 rebate direct from Atari!

1200-64K..... $449.

Our Price $549.00, Get $100.00 rebate from Atari!

ATARI 400 VERSIONS

32K... $174.*
48K... $199.*
64K... $259.*

*Non-Atari Ram

810 Disk Drive	$419.00
Inhome Keyboard/Atari 400	$39.00
1010 Program Recorder	$74.00
1020 40 Column Print/Plot	$269.00
1025 80 Column Printer	$469.00
1027 Letter Quality Printer	$299.00
1050 Double Density Drive	$379.00
830 Acoustic Modem	$159.00
850 Interface Module	$169.00
CX40 Pair Joysticks	$16.00
CX418 Home Manager Kit	$69.00
CX419 Bookkeeper Kit	$195.00
CX482 Educator Kit	$129.00
CX483 Programmer Kit	$54.00
CX488 Communicator Kit	$229.00
CX7101 Entertainer Kit	$69.00
Invitation to Programming I	$18.00
Invitation to Programming II	$20.00
Invitation to Programming III	$20.00
4002 Basic Language	$42.00
4003 Assembler Editor	$47.00
8121 Micro Assembler	$69.00
8126 Micro Soft	$69.00
405 Pilot (Edu.)	$105.00
4018 Pilot (Home)	$72.00
8036 Atari Writer	$79.00
404 Word Processor	$119.00
5059 Visicalc	$159.00

ATARI

Pacman	$33.00
Centipede	$33.00
Defender	$33.00
Galaxian	$33.00
Missile Command	$29.00
Star Raiders	$33.00
Caverns of Mars	$32.00
Dig Dug	$33.00
Donkey Kong	CALL
E.T. Phone Home	$39.00
Eastern Front (1941)	$39.00
QIX	$33.00
Superman III	$39.00
Star Trux	$33.00
Asteroids	$29.00
Basketball	$29.00
Computer Chess	$29.00
Juggles House	$23.00
My First Alphabet	$29.00

APX

Text Formatter	$18.50
Family Budgeter	$18.50
Eastern Front	$24.00
Family Cash	$18.50
Jukebox	$13.50
Downhill	$18.50
Outlaw	$18.50
Holy Grail	$24.00
Player Piano	$18.50
Keyboard Organ	$18.50
Number Blast	$13.50
Frogmaster	$18.50
747 Land Simulater	$18.50
Bumper Pool	$13.50

ON-LINE

Jawbreaker	$27.00
Softporn	$27.00
Wizard and Princess	$29.00
The Next Step	$34.00
Mission Asteroid	$22.00
Mouskattack	$31.00
Frogger	$31.00
Cross Fire (ROM)	$36.00

Some ON-LINE Products are also available for Apple & IBM. Call for information!

SYNAPSE

File Manager 800 plus	$69.00
Chicken (ROM)	$34.00
Picnic Paranoia (ROM)	$34.00
Claim Jumper (ROM)	$34.00
Slime (ROM)	$34.00
Shamus (ROM)	$34.00
Protector (ROM)	$34.00
Dodge Racer (C/D)	$26.00
Nautilus (C/D)	$26.00
Shadow World (C/D)	$26.00
Survivor (C/D)	$26.00
Dreibs (C/D)	$26.00
Necromancer (C/D)	$26.00
Pharoh's Curse (C/D)	$26.00
Fort Apocalypse (C/D)	$26.00
Assembler	$30.00

DATASOFT

Pacific Coast Highway	$25.00
Canyon Climber	$25.00
Tumble Bugs	$19.00
Shooting Arcade	$19.00
Clowns and Balloons	$25.00
Graphic Master	$30.00
Graphic Generator	$13.00
Micro Painter	$25.00
Text Wizard	$59.00
Spell Wizard	$39.00
Bishop's Square	$25.00
Sands of Egypt	$25.00
Moon Shuttle	$25.00
Zaxxon	$29.00
Basic Compiler	$59.00

ALIEN

Atari Voice Box	$119.00
Apple Voice	$149.00

MEMORY

Axlon 32K Ram	$65.00
Axlon 48K Ram	$109.00
Axlon 128K Ram	$299.00
Intec 32K Board	$74.00
Intec 48K Board	$99.00
Intec 64K Board (400 only)	$149.00

JOYSTICKS

Wico Joystick	$24.95
Famous Red Ball	$26.95
Apple Trackball	$59.00
Atari/VIC Trackball	$55.00
Apple Adaptor	$16.00

CBS

K-razy Shoot Out	$29.00
K-razy Kritters	$29.00
K-razy Antics	$29.00
K-star Patrol	$29.00
Stick Stand	$3.99

EPYX

Crush, Crumble & Chomp	$24.00
Crypt of the Undead	$24.00
Curse of Ra	$16.00
Datestones & Ryn	$16.00
Invasion Orion	$19.00
King Arthur's Heir	$24.00
Morloc's Tower	$16.00
Rescue at Rigel	$24.00
Ricochet	$16.00
Star Warrior	$29.00
Temple of Apshai	$29.00
Upper Reaches of Apshai	$16.00

SPINNAKER

Snooper Troops # 1	$34.00
Snooper Troops # 2	$34.00
Face Maker	$24.00
Story Machine	$24.00
Delta Drawing	$45.00
Rhymes and Riddles	$21.00
Kindercomp	$21.00

ROKLAN

Wizard of War (ROM)	$34.00
Deluxe Invader (ROM)	$29.00
Gorf (ROM)	$34.00

FIRST STAR

Astro Chase	$25.00

BIG 5

Miner 49er	$35.00

GAMESTAR

Baja Buggies	$24.95
Football	$24.95

BUDGECO

Raster Blaster	$24.95

L.J.K.

Letter Perfect 40/80 Col. Disk	$109.00
Letter Perfect 40 Col. ROM	$179.00
Letter Perfect 80 Col. ROM	$179.00
Data Perfect 40/80 Col. Disk	$99.00
Mail Merge	$21.95

CALL FOR APPLE/LJK PRODUCTS

BIT 3

80 Col. Card for Atari 800	$249.00

INTEC

Real Time Clock	$39.00

We also stock software by: Adventure International, Eduware, Creative Software, Dorsett Educational, IDSI, Romox and Artworx. Call for details and prices

computer mail order east

computer mail order west

800-648-3311

VISA

In NV call (702)588-5654, Dept. 806, P.O. Box 6689, Stateline, NV 89449

No risk, no deposit on C.O.D. orders. Pre-paid orders receive free shipping within the UPS Continental United States with no waiting period for certified checks or money orders. Add 3% (minimum $3.00) shipping and handling on all C.O.D. and credit card orders. Larger shipments may require additional charges. NV and PA residents add sales tax. All items subject to availability and price change. **NOTE:** We stock manufacturer's and third party software for most all computers on the market. Call today for our new catalog.

Space Station I For The TI

Tony Roberts, Assistant Managing Editor

Space Station I mixes the sprite movement and sound abilities of the TI-99/4A with an interesting space-attack scenario to produce a fluid and challenging arcade-quality game.

The program, available on disk or cassette from Data Force, requires that your TI be equipped with Extended BASIC and extra memory.

The action takes place in the year 2020. An invisible alien force has attacked and defeated a secret military outpost orbiting Saturn, and has turned its attention to Earth, which you must defend. The battle at Saturn, however, took its toll on the alien force, weakening its firepower, damaging its tactical computers, and making its drones visible 99 percent of the time.

Once the battle began, the Saturn outpost lasted only 34 seconds, but during that time, the station's tactical defense computer was able to transmit information back to Earth. The computer's report, which is printed in the instruction pamphlet, includes clues for developing the strategy you'll need to stave off the attackers.

Watch Battle On Scanner

On your scanner screen, you see Space Station I, orbiting quietly. Two green boxes are drawn around it. Press ENTER, and the sprite display begins. The alien drones, attacking in groups of three, swoop in; misguided missiles and bombs fly past; an orange alien command ship may appear from out of nowhere.

Using the keyboard or a joystick, you bring your target beam into play. Place it over an alien ship or missile and fire a torpedo. The torpedo, which is released from the bottom of the screen, flies to the point designated by the target beam and detonates. The beam can be moved to a new target before the first torpedo detonates.

Most of the alien missiles are harmless. Those released by the drone ships or the command ship, however, are not. Your main concern is stopping the drones. They attack in groups of three, and sometimes hide off the edges of the screen. You'll learn to listen for the characteristic sound that tells you the drones are nearby.

The drones will fire only from within the inner green boundary, and once a missile is fired, the drones are helpless until the missile hits Space Station I or flies past the boundary area. If a missile is off course, it is best to attack the drones while they are helpless, then drop back on defense. Your station can survive five hits before the game ends.



The green targeting beam is used to zero in on the aliens in Space Station I.

The Command Ship

Your other concern, the command ship, has neither lost its invisibility nor its long-range firing ability. It must become visible to launch an attack, but after it fires, it disappears again. The command ship's foghorn-like sound, however, is its weakness. When you hear it coming, search for it with your targeting beam (you'll see its shadow if you find it), and fire.

Space Station I starts out rather slowly, giving you a chance to find your way around. But with each 10,000 points you accumulate, the aliens step up the attack. If you manage to accumulate 100,000 points, your hit counter will be reset to one, giving you four chances to play at high speed.

To play the game successfully, you'll have to develop a sound strategy, and you'll have to be capable of reacting to assaults from all parts of the screen. It's quite a challenge.

Space Station I
Data Force Incorporated
10 S. 312 Hampshire Lane East
Hinsdale, IL 60521
(312)323-0179
$34.95

Calc Result

August Schau

"Spreadsheet" programs have proven to be among the most popular software for microcomputers over the past several years. Essentially, a spreadsheet is a specialized language – complete with rules and commands – designed to help with simulations and modeling. They let you set up complex arrays of interrelated information and then, by changing one aspect of the model, you can watch the effects throughout the entire structure. Spreadsheets are especially useful in analyzing budgets, finance, and other systems which are based upon mathematical relationships.

Calc Result is a spreadsheet program for the Commodore 64. It organizes information on a grid made up of 63 columns labeled A-BK, by 254 rows. Individual cells within the grid are identified by referring to the column and row that intersect at

Complete Personal Accountant: we've made the best much more friendly.

If you have any doubts that we offer the best and most complete personal financial package available, look over the features listed below. Now we have the only package with **full screen editing** for Atari 400/800;* TRS-80 COLOR, Commodore 64* and VIC-20; the ability to move the cursor in any direction makes our accountant-designed package even more friendly than before. No one else offers all of these:

1. CHECKBOOK MAINTENANCE—automatically balances your checkbook with each entry; manages checks, charges, deposits, and interest quickly and accurately.
2. CHART OF ACCOUNTS—maximum of user flexibilty with up to 99 accounts plus 9 subcategories may be defined.
3. CHECK SEARCH—multi-reference; tracks items on every field including tax deductibles.
4. NET WORTH/INCOME/EXPENSE STATEMENT—know-exactly-where-you-stand program generates statements with the touch of a key.
5. DETAIL & SUMMARY BUDGET ANALYSIS—an absolute necessity in financial planning.
6. CHECK WRITER—prints personalized checks.**
7. PAYMENTS/APPOINTMENTS CALENDAR—monthly displays of up to 250 bills and 200 appointments.
8. COLOR GRAPH DESIGN PACKAGE—graphs all monthly files.
9. MAILING LIST—maintains all records, sorts by name or zip, allows add/change/delete.
10. FRIENDLY USER MANUAL—complete with indexing, flow charts and diagrams; the most thorough documentation on the market.

This all adds up to the finest personal financial system available—comprehensive enough for a small business. Less than one hour of data input per month will allow this **menu-driven package** to help you handle your finances with a lot more fun than drudgery. Plus, ours is the only expandable system; purchase the package in sections and add on as your financial needs grow. Features 1, 2, 3 and 6: $39.95 diskette, $36.95 cassette; Features 4 and 5: $29.95 diskette, $26.95 cassette; Features 7, 8 and 9: $29.95 diskette, $26.95 cassette; **or save $19.90 or $15.90 respectively by buying the entire system for $79.95 diskette, $74.95 cassette.**

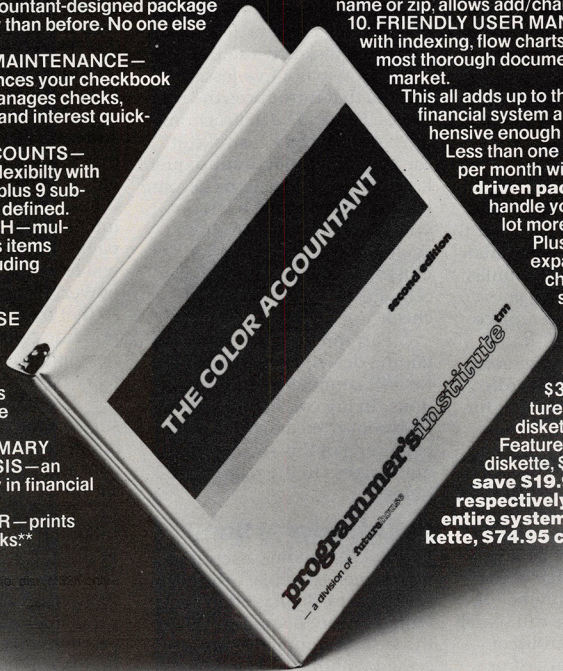

*Random Access available for [illegible]

Prices subject to change without notice. See your local dealer or order direct. New catalog available.
Add $3.00 for postage and handling. Credit card orders call toll free:

1-800-334-SOFT

DEALER INQUIRIES INVITED

programmer's institute

a division of **future house**

p.o. box 3470, dept. C, chapel hill, north carolina 27514, 919-967-0861

the cell location. For example, the cell located at the intersection of column M and row 19 has coordinates M19. One 63 by 254 matrix of cells is called a page, and a *Calc Result* file can contain up to 32 pages.

Calc Result will store data in these cells as labels or values. Labels are descriptive text, and values are numbers that can be entered directly or calculated according to a formula that is stored in the cell. The program assumes that a value or formula is being input, and unless told otherwise it will not allow a label to be entered as a value. By referring to the coordinates of other cells, the program can incorporate their present values into a formula. Formulas operate according to normal mathematical laws and may include trigonometric functions.

When the value in a cell is changed, the values in all cells containing formulas that refer to the changed value are automatically recalculated. All formulas are protected so that a value cannot be entered and replace the formula in the cell. If this occurred, future recalculations would be affected. This protection can be removed so that formulas can be edited.

Special Functions

Formulas including special functions such as MEAN can be used instead of the lengthy formula that would otherwise be necessary to find the average of the values from a large number of cells. Other functions can search through a specified group of cells and locate the largest or smallest value within these cells.

The IF-THEN...ELSE function allows a formula to take one of two forms depending on whether a predefined condition has been met. For example, the formula can test the value in a cell, multiply the value by 3 percent if the number falls below $250 or multiply by 6 percent if the value is $250 or greater.

The three-part manual, bound in a 7-by-9-inch ring binder, uses color-coded pages for easy identification. Part one contains instructions for the initial start-up and preparation of program and data disks. The master disk prompts the user through the creation of a program disk. In the process, information is entered about the printer and number of disk drives.

English is selected for the help screens from the eight languages available, and colors are selected for the border, background, and foreground. The newly created program disk is used to create a data disk for use with dual disk drive setups.

Part two is a five-lesson tutorial that introduces the user to *Calc Result*. The instructions are keystroke by keystroke at the beginning, but in subsequent lessons, the instructions become less specific. During a lesson you can check your progress against the numerous color illustrations. The values in key cells are also given as a self-check.

Part three is a reference containing descriptions of all of *Calc Result*'s commands and functions. In my copy of the manual, I have inserted a divider at the beginning of this section for quick access to the reference index.

Help Always At Hand

Calc Result contains a series of help screens to replace the pocket reference cards that often come with software packages. When the system commands are accessed with the F7 key, you are prompted across the top of the screen with the symbols of the available commands. If you do not recall what each symbol stands for, the F5 key will display a list of the symbols and the commands they represent along with a brief explanation of the command.

The desired symbol can be entered directly from the help screen.

The help screens, which operate quickly and efficiently with only a momentary interruption in the operation of the program, eliminate the need for repeated use of the reference manual.

Duplicating Pages

Once labels and formulas have been entered on a page, the page can be used to create additional pages with the identical format. Labels and formulas will be transferred to the new pages. The newly created pages can be called to the screen and titled so they are easier to tell apart.

The values from each cell of an individual page can be added to the values in the corresponding cells of other pages. These sums are placed in corresponding cells on page 32. When pages are added in this fashion, the cells on page 32 will have formulas identical to the individual pages, and the summary page will have the same recalculation power. Pages also can be added so that the values of the corresponding cells are added without carrying the formulas to the summary page.

The addition function would support the design of an annual budget that accepts monthly data and provides an end-of-year summary.

When *Calc Result* files are called up from the data disk, all of the pages are temporarily stored in a work area on the program disk. With a single disk drive, files must be saved on the program disk since data stored in files can be brought into internal memory only via the work area.

Two pages at a time can be loaded into the computer's internal memory, where data is entered onto the page and calculations made. Either of the pages currently stored in internal memory can be worked on by calling it to the screen. If a third page is called up, the page currently

Commodore - 64 Word Processors





SCRIPT 64 EXECUTIVE WORD PROCESSOR

Rated best by COMMODORE. This is the finest word processor available. Features include line and paragraph insertion/deletion, indentation, right and left justification, titles, page numbering, characters per inch, etc. All features are easy to use and understand. With tabs, etc. SCRIPT-64 even includes a dictionary/spelling checker to make sure your spelling is correct. The dictionary is user customizable to any technical words you may use. Furthermore, all paragraphs can be printed in any order so doctors, lawyers, real estate agents, and homeowners will find contract writing and everyday letters a snap. To top things off, there is a 100 page manual and help screens to make learning how to use SCRIPT-64 a snap. This word processor is so complete we can't think of anything it doesn't have. When combined with the complete database you have a powerful mailmerge and label program that lets you customize any mailing list with personalized letters. List $99.95. Sale $79.00. (plus postage) Disk Only.

COMPLETE DATA BASE

This is a user friendly database that makes any information easy to store and retrieve. The user defines the fields and then can add change, delete and search for any category he wants. When combined with the SCRIPT-64 Executive Word Processor you can search out any category (zip codes, hair color, etc.) and print super personalized letters. List $89.00. Sale $69.00. (plus postage) Disk Only.

TOTAL WORD PROCESSOR PLUS 5.2

This top quality word processor was specially designed for PROTECTO ENTERPRIZES. Features include line and paragraph insert and delete, right and left justification, multiple copies, and line spacing. Extra functions include mailmerge, embedded footnotes, extra user defined character sets, plus a complete label program. List $69.90. Sale $56.00. (plus postage) Disk add $7.00.

QUICK BROWN FOX WORD PROCESSOR

(Cartridge). Nationally advertised all purpose word processor that uses menu control to let you manipulate your text. Includes the features most often asked for including right and left justification, wordwrap, and more. List $69.00. Sale $59.00. (plus postage).

• LOWEST PRICES • 15 DAY FREE TRIAL • 90 DAY FREE REPLACEMENT WARRANTY
• BEST SERVICE IN U.S.A. • ONE DAY EXPRESS MAIL • OVER 500 PROGRAMS • FREE CATALOGS

WE SHIP C.O.D. HONOR VISA AND MASTER CHARGE
ADD $3.00 SHIPPING FOR C.O.D. ADD $2.00 MORE
SPECIAL SERVICES:
One Day — Express Mail add $10.00

PROTECTO
ENTERPRIZES (WE LOVE OUR CUSTOMERS)
BOX 550, BARRINGTON, ILLINOIS 60010
Phone 312/382-5244 to order

OAK STAND-C64, VIC, Apple, Atari 29

Beautiful natural solid oak two-level stand. Rests on table above computer. Holds disk drives/cassette deck, as well as your monitor/TV.

KMMM Pascal for PET/CBM/C64 $85

A subset of standard Pascal with extensions. Includes Machine Language Pascal Source Editor, Machine Language P-Code Compiler, P-Code to machine language translator for optimized object code, Run-time package, Floating Point capability, User Manual, and sample programs.

Requires 32K Please specify configuration.

EARL for PET (disk file based) $65

Editor, Assembler, Relocater, Linker

Generates relocatable object code using MOS Technology mnemonics. Disk file input (can edit files larger than memory).

RAM/ROM for PET/CBM

4K or 8K bytes of soft ROM with optional battery backup.

RAM-ROM is compatible with any large keyboard machine. Plugs into one of the ROM sockets above screen memory to give you switch selected write protectable RAM.

Use RAM/ROM as a software development tool to store data or machine code beyond the normal BASIC range. Use RAM/ROM to load a ROM image where you have possible conflicts with more than one ROM requiring the same socket. Possible applications include machine language sort (such as SUPER-SORT), universal wedge, Extramon, etc.

RAM/ROM — 4K	**$75**
RAM/ROM — 8K	**90**
Battery Backup Option	**20**

SUBSORT for PET/CBM $35

Excellent general purpose machine language sort routine.

THE WHOLE PET CATALOG $9

A two year 320 page compendium of the Midnite Software Gazette for Commodore computer users. Contains 500 reviews of commercial products, 700 education programs (reviewed and organized by course), 200 reviews of free games, info on over 1800 free programs, list of PET and VIC user groups, and many pages of helps and hints.

COMAL Package for CBM $25

Includes software on disk, and Comal Handbook

SuperGraphics 2.0

NEW Version with TURTLE GRAPHICS

SuperGraphics, by John Fluharty, provides a 4K machine language extension which adds 35 full featured commands to Commodore BASIC to allow fast and easy plotting and manipulation of graphics on the PET/CBM video display, as well as SOUND Commands. Animations which previously were too slow or impossible without machine language subroutines now can be programmed directly in BASIC. Move blocks (or rocketships, etc.) or entire areas of the screen with a single, easy to use BASIC command. Scroll any portion of the screen up, down, left or right. Turn on or off any of the 4000 (8000 on 8032) screen pixels with a single BASIC command. In high resolution mode, draw vertical, horizontal, and diagonal lines. Draw a box, fill a box, and move it around on the screen with easy to use BASIC commands. Plot curves using either rectangular or polar co-ordinates (great for Algebra, Geometry and Trig classes.)

The SOUND commands allow you to initiate a note or series of notes (or even several songs) from BASIC, and then play them in the background mode without interfering with your BASIC program. This allows your program to run at full speed with simultaneous graphics and music.

Seven new TURTLE commands open up a whole new dimension in graphics. Place the TURTLE anywhere on the screen, set his DIRECTION, turn him LEFT or RIGHT, move him FORWARD, raise or lower his plotting pen, even flip the pen over to erase. Turtle commands use angles measured in degrees, not radians, so even elementary school children can create fantastic graphic displays.

Specify machine model (and size), ROM type (BASIC 3 or 4)

SuperGraphics in ROM ($A000 or $9000) $45

Volume discounts available for schools.

FLEX-FILE for PET/CBM Computers

NEW VERSION 2 now for C64

FLEX-FILE is a set of flexible, friendly programs to allow you to set up and maintain a data base. Includes versatile Report Writer and Mail Label routines, and documentation for programmers to use Data Base routines as part of other programs.

RANDOM ACCESS DATA BASE

Record size limit is 256 characters. The number of records per disk is limited only by record size and free space on the disk. File maintenance lets you step forward or backward through a file, add, delete, or change a record, go to a numbered record, or find a record by specified field (or partial field). Field lengths may vary to allow maximum information packing. Both subtotals and sorting may be nested up to 5 fields deep. Any field may be specified as a key. Sequential file input and output, as well as file output in WordPro and PaperMate format is supported. Record size, fields per record, and order of fields may be changed easily.

MAILING LABELS

Typical mail records may be packed 3000 per disk on 8050 (1400 in 4040). Labels may be printed any number wide, and may begin in any column position. There is no limit on the number or order of fields on a label, and complete record selection via type code or field condition is supported.

REPORT WRITER

Flexible printing format, including field placement, decimal justification and rounding. Define any column as a series of math or trig functions performed on other columns, and pass results such as running total from row to row. Totals, nested subtotals, and averages supported. Complete record selection, including field within range, pattern match, and logical functions can be specified.

FLEX-FILE 2 by Michael Riley $110

Please specify equipment configuration when ordering.

DISK I.C.U. $40

Intensive Care Unit by LC. Cargile

COMPLETE DISK RECOVERY SYSTEM FOR CBM DRIVES

- edit disk blocks with ease
- duplicate disks, skipping over bad blocks
- complete diagnostic facilities
- unscratch scratched files
- check and correct scrambled files
- recover improperly closed files
- extensive treatment of relative files
- optional output to IEEE488 printer
- comprehensive user manual (an excellent tutorial on disk operation and theory).

Furnished on copy-protected disk with manual.

Backup disk available, $10 additional.

PROGRAM YOUR OWN EPROMS $75

Branding Iron EPROM Programmer for PET/CBM software for all ROM versions. Includes all hardware and software to program or copy 2716 and 2532 EPROMs.

PORTMAKER DUAL RS232 SERIAL PORT $63

Two ports with full bipolar RS232 buffering. Baud rates from 300 to 4800. For PET/CBM, AIM, SYM.

CBM Software

BASIC INTERPRETER for CBM 8096 $200

PEDISK II Systems from cgrs Microtech available.

FILEX IBM 3741/2 Data Exchange Software available.

JINSAM Data Base Management System for CBM.

COPY-WRITER Word Processor for PET/CBM $159

CASH MANAGEMENT SYSTEM $45

Petspeed BASIC Compiler	120
Integer BASIC Compiler	120
CMAR Record Handler	110
UCSD Pascal (without board)	135
Wordcraft 80 or 8096	265
BPI Accounting Modules	280
Professional Tax Prep System	575
ASERT Data Base	375
Dow Jones Portfolio Management	110
Assembler Development	80

FORTH for PET now for C64

BY L.C. Cargile and Michael Riley **$50**

Features include:

- full FIG FORTH model.
- all FORTH 79 STANDARD extensions.
- structured 6502 Assembler with nested decision making macros.
- full screen editing (same as when programming in BASIC).
- auto repeat key.
- sample programs.
- standard size screens (16 lines by 64 characters).
- 150 screens per diskette on 4040, 480 screens on 8050.
- ability to read and write BASIC sequential files.
- introductory manual.
- reference manual.

For Commodore 64, or any 16K/32K PET/CBM with ROM 3 or 4, and CBM disk drive. Please specify configuration when ordering.

Metacompiler for FORTH $30

Simple metacompiler for creating compacted object code which can be executed independently (without FORTH system).

PageMate 60 COMMAND WORD PROCESSOR

by Michael Riley



Paper-Mate is a full-featured word processor for Commodore computers. Page-Mate incorporates 60 commands to give you full screen editing with graphics for all 16K or 32K machines (including 8032), all printers, and disk or tape drives. Many additional features are available (including most capabilities of WordPro 3).

Page-Mate functions with all Commodore machines with at least 16K, with any printer, and either cassette or disk.

To order Page-Mate, please specify machine and ROM type.

Page-Mate (disk or tape) for PET, CBM, VIC, C64 **$40**

SM-KIT for PET/CBM $40

Enhanced ROM based utilities for BASIC 4. Includes both programming aids and disk handling commands.

Commodore 64

Hunter-Killer - Commodore 64	**15**
- authentic naval warfare game (complete with sonar)	
Submarine Warfare (Clockwork Computers)	29
WordPro 3+/64	75
Vanilla PILOT with Turtle Graphics	27
- also includes sound, Toolkit, joystick support	
Commodore 64 Programmer Reference Guide	16
CCI Submarine Warfare	24
Laser Command	15
EARLY GAMES for Young Children	**25**
PETSPEED Compiler C64	120
CALC RESULT Spread Sheet Package	**135**
1000 Miles (Mile Bornes Game	9
MicroChess	**19**
Adventure (disk)	9
Draw Poker	5
MAE Assembler - C64	85
Assembly Language Tutorial - C64/VIC	27
Abacus Software in stock	
Synthy-64 music and sound synthesizer	26
Tiny BASIC Compiler	17
ScreenGraphics-64 adds BASIC Graphics	22
Victory Software for Commodore 64 in stock	
Adventure Pack I (Victory Software)	12
Adventure Pack II (Victory Software)	12
Annihilator	16
Chomper Man	16
Educational Pack I	10
Grave Robbers (Victory Software)	12
Kongo Kong	16
Strategy Pack I	16
TREK	12

215-822-7727
252 Bethlehem Pike
Colmar, PA 18915

A B Computers

WRITE FOR CATALOG. Add $1.50 per order for United Parcel. We pay balance of UPS surface shipping charges on all prepaid orders (add extra for mail, APO/FPO, air). Prices include cash discount. Regular prices slightly higher. Prices subject to change.

Alspa Computer, Inc.

The price-performance leader. Includes Z80A, 1 or 2 full 8" ds/dd drives, 3 serial and 1 parallel port, winchester port, networking. Prices start at less than $2000. DEALER / OEM inquiries invited.

SPECIALS on INTREGATED CIRCUITS

6502	7.45	10/ 6.95	50/ 6.55	100/ 6.15
6502A/6512A	8.40	10/ 7.95	50/ 7.35	100/ 6.90
6520 PIA	5.15	10/ 4.90	50/ 4.45	100/ 4.15
6522 VIA	6.45	10/ 6.10	50/ 5.75	100/ 5.45
6532	7.90	10/ 7.40	50/ 7.00	100/ 6.60
2114-L200		2.45	25/ 2.30	100/ 2.15
2716 EPROM		4.90	5/ 4.50	10/ 4.00
2532 EPROM		7.90	5/ 7.45	10/ 6.90
6116 2K×8 CMOS RAM		7.90	5/ 7.45	10/ 6.90
4116 RAM		8 for 14		
Zero Insertion Force 24 pin Socket (Scanbe)				2.00

Hewlett Packard

Write or call for prices.

Anchor Automation Signalman Modems

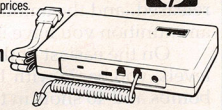

FREE SOURCE MEMBERSHIP WITH SIGNALMAN

All Signalman Modems are Direct Connect, and include cables to connect to your computer and to the telephone. Signalman Modems provide the best price-performance values, and start at less than $100. **Dealer and OEM inquiries invited**

Mark I RS232	(99)	79
Mark II for Atari 850	(99)	79
Mark IV for CBM/PET with software	(169)	119
Mark V for Osborne (software available)	(129)	93
Mark VI for IBM Personal Computer	(279)	195
Mark VII Auto Dial/Auto Answer	(179)	119
Mark VIII Bell 212 Auto Dial/Answer	(399)	319

DC HAYES Smartmodem **219**
DC Hayes Smartmodem 1200 545



PROM QUEEN for VIC	**170**
Appie Emulator for Commodore 64	**89**
Screenmaker 80 COLUMN CARD for C64	**155**
Solid Oak 2 Level Stand for C64 or VIC	**29**
C64/VIC Switch (networking)	135
BACKUP V1.0 tape copier for C64 or VIC	**20**
CARDBOARD/6 Motherboard - VIC	79
CARDAPTER/1 Atari VCS Adapter - VIC	69
CARDPRINT Printer Interface - C64/VIC	64
CARDBOARD/3s Motherboard - VIC	32
CARDETTE/1 Cassette Interface - C64/VIC	32
CARDRITER Lightpen - C64/VIC	32
CARDRAM/16 RAM Expansion - VIC	64
Complete CARDCO Line in stock	

APPLE FRANKLIN ITEMS

KRAFT Apple Joystick	**43**
16K RAM Card for Apple	**59**
Solid Oak 2 Level Stand for Apple	**29**
Super Serial Card	149
MPC RAM/80 column card for IIE	**139**
Z80 Softcard and CP/M (Microsoft)	235
RANA Elite I with Controller	389
Parallel Printer Interface/Cable	79
Apple Dumpling (Microtek) Printer Interface	**115**
Apple Dumpling with 16K Buffer	**160**
Grappler + Interface	140
Kraft for Apple in stock	
DC Hayes Micromodem II	299
Videx 80 Column Card	209
Hayden Software for Apple 20% OFF	
PIE Writer Word Processor	**120**

commodore

See us for Personal, Business, and Educational requirements. Educational Discounts available.

PETSCAN I $245 base price

Allows you to connect up to 30 CBM/PET Computers to shared disk drives and printers. Completely transparent to the user. Perfect for schools or multiple word processing configurations. Base configuration supports 2 computers. Additional computer hookups $100 each.

COMPACK $115

Intelligent Terminal Package for PET, CBM, C64
Includes ACIA Hardware / STCP Software

VE-2 IEEE to Parallel Interface 110

Includes case, power supply, full 8-bit transmission, and switch selectable character conversion to ASCII.

VIDEO ENHANCER for Commodore 64 **89**
Realize video quality equal or better than composite monitor using standard color TV.

SCREENMAKER 80 Column Adapter for C64 **149**
Provides big screen capability for business applications.

VIC 20 Products		VIC Sargon II Chess	32
BACKUP V1.0	**20**	**VIC GORF**	**32**
VIC RAM Cards in stock		Meteor Run (UMI)	39
VIC SuperExpander	52	VIC Radar Ratrace	24
VIC 16K RAM	95	Amok (UMI)	20
Thorn EMI Software		Snakman	15
HES Software		Rubik's Cube	13
VIC Omega Race	32	Programmers Reference	15
Spiders of Mars (UMI)	39	**FROGGER**	**25**
Programmers Aid	45	VIC Adventure Series	
VICTORY Software for VIC and C64			
Street Sweepers	12	Maze in 3-D	12
Night Rider	11	Cosmic Debris	12
Treasures of Bat Cave	12	Grave Robbers Advent.	11
Games Pack I	12	Games Pack II	12
Victory Casino	8	Adventure Pack I	12
Adventure Pack II	12	Trek	11

Commodore 64 Programmers Reference Guide	16
MicroChess for C64—8 levels of play	**19**
Compute!'s First Book of PET/CBM	11
C64 or VIC SWITCH	**125**
POWER ROM Utilities for PET/CBM	78
WordPro 3+/64	**69**
WordPro 4+ - 8032, disk, printer	295
SPELLMASTER spelling checker for WordPro	**170**
VISICALC for PET, ATARI, or Apple	189
PET-TRAX PET to Epson Graphics Software	**40**
SM-KIT enhanced PET/CBM ROM Utilities	**40**
Programmers Toolkit - PET ROM Utilities	35
CALC RESULT for C64	**135**
PET Spacemaker II ROM Switch	36
COPYWRITER Word Processor for C64	**69**
2 Meter PET to IEEE or IEEE to IEEE Cable	40
Dust Cover for PET, CBM, 4040, or 8050	8
CmC Interfaces (ADA1800, ADA1450, SADI in stock)	
ZRAM - CBM 64K RAM, Z80, CP/M	550
Programming the PET/CBM (Compute!) — R. West	**20**
Compute! First Book of VIC	11
HES MODEM with Software	**65**
HES Software and Hardware in stock	
UMI products in stock	
OMNICALC (HES) Spreadsheet for C64	**79**

GRIDRUNNER (HES) VIC or C64			**29**
COCO (HES) Tutorial for C64			39
Gridrunner (HES) C64 or VIC			29
Agressor (HES)			29
HES Turtle Graphics	VIC 29	C64	49
HES Writer	VIC 30	C64	34
Grand Master Chess (UMI) C64 or VIC			**27**
Renaissance (UMI)	VIC 29	C64	24
Synthesound (HE)			44
HES MON	VIC or C64		29
6502 Professional Developement System (HES)			24
Robot Panic 29	Pirate's Peril 29	Retro Ball	29

DISK SPECIALS

Scotch (3M) 5" ss/dd	10/ 2.20	50/ 2.00	100/ 1.95
Scotch (3M) 5" ds/dd	10/ 3.05	50/ 2.80	100/ 2.75
Scotch (3M) 8" ss/sd	10/ 2.30	50/ 2.10	100/ 2.06
Scotch (3M) 8" ss/dd	10/ 2.85	50/ 2.70	100/ 2.65

We stock VERBATIM DISKS

Write for Dealer and OEM prices.

BASF 5" or 8"	10/ 2.00	20/ 1.95	100/ 1.85
NEW BASF Qualimetric Disks also in stock.			
Wabash 5" ss/sd	10/ 1.80	50/ 1.75	100/ 1.70
Wabash 5" ss/dd	10/ 2.00	50/ 1.95	100/ 1.90
Wabash 8" ss/sd	10/ 2.00	50/ 1.95	100/ 1.90

We stock MAXELL DISKS

Write for dealer and OEM prices.

Disk Storage Pages	10 for $5	Hub Rings	50 for $6
Disk Library Cases	8"—3.00	5"—2.25	
Head Cleaning Kits	11		

CASSETTES—AGFA PE-611 PREMIUM

C-10	10/ .61	50/ .58	100/ .50
C-30	10/ .85	50/ .82	100/ .70

DATASHIELD BACKUP POWER SOURCE **225**
Battery back up Uninterruptible Power Supply with surge and noise filtering. The answer to your power problems.

Zenith ZVM-121 Green Phosphor Monitor	98
BMC 12A 12" Green Monitor	80
VOTRAX Personal Speech System	280
VOTRAX Type-N-Talk	160
VOICE BOX Speech Synthesizer (Apple or Atari)	
CompuServe Subscription (5 hours free)	32
Brother HR-15 Daisy Wheel Printer	**475**
Prowriter Parallel Printer	379
Panasonic 1090 Printer with Correspondence Mode	**389**
USI CompuMOD 4 R F Modulator	39
Daisywriter 2000 with 48K buffer + cable	1150
Many printers available (Gemini-Star, Brother, OKI, etc.)	
We Stock AMDEK Monitors	
Amdek DXY-100 Plotter	600
A P Products	15% OFF
Watanabe Intelligent Plotter 990	6-pen 1290
BROOKS 6 Outlet Surge Suppressor/Noise Filter	**54**
We stock Electrohome Monitors	
Synertek SYM-1 Microcomputer	**189**

ALL BOOK and SOFTWARE PRICES DISCOUNTED

Panasonic TR-120M1P 12" Monitor (20 MHz)	149
Panasonic CT-160 Dual Mode Color Monitor	285

USI Video Monitors—Green or AMBER 20 MHz hi-res.
Dealer and OEM inquiries invited

ZENITH data systems

Z29 Terminal (VT100, VT-52, ADM3A, Haz1500 compatible) **680**
ZT-1 Intelligent Communications Terminal **369**
Z100 16-bit/8-bit Systems in stock **CALL**
We stock entire Zenith line.

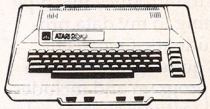

ATARI SPECIALS

WE STOCK ENTIRE LINE—write for prices.

Atari 1200	**499**	**QIX**	**34**
Voice Box	**100**	**Anchor Modem—Atari**	**79**
FROGGER	**25**	**Atari Graphics (Computz)**	**11**
Thorn EMI Software		**First Book of Atari**	**11**
EduFun Software		**APX Software**	

215-822-7727
252 Bethlehem Pike
Colmar, PA 18915

A B Computers

WRITE FOR CATALOG. Add $1.50 per order for United Parcel. We pay balance of UPS surface shipping charges on all prepaid orders (add extra for mail, APO/FPO, air). Prices include cash discount. Regular prices slightly higher. Prices subject to change.

displayed on the screen is moved to the work area to make room.

Impressive Split-Screen And Plotting Capability

Splitting the screen horizontally or vertically allows you to view two pages. The cursor can cross the boundary between pages to operate on the individual pages. To view additional pages, a window can be created in one of the sections. The area to remain outside of the window must be formatted and scrolled to the desired position before the window is created because the cursor cannot leave the bounds of the window. The screen area inside the window can then be split, and a third and fourth page can be called into the window area.

A graphics function prepares a histogram of the values from any column or row. The procedure is simple and the results are impressive. Place the cursor in the row or column desired and select the graphics function. Enter column or row depending on the graph desired, enter the lower and upper limits of the scale to be used on the chart, and type in a title.

A full-screen chart containing eight bars is created with a labeled scale along the left margin. The chart can be scrolled left and right with the cursor keys to display the bars for the entire column or row.

The portion of the chart displayed on the screen can be printed.

I have used another spreadsheet program with a Commodore 8032 to introduce this type of computing to my data processing students. *Calc Result* compares quite favorably with the other program and includes additional features such as color, graphics, and multiple pages. I highly recommend it.

Calc Result
Computer Marketing Services, Inc.
300 W. Marlton Pike
Cherry Hill, NJ 08002
$149.95

Atari *Airstrike*

James V. Trunzo

The creators of *Airstrike* warn you in their advertisements that *Airstrike* is "very, very difficult" and that it is "The definitive, super-fast, multiple-skill, shoot-out game for Atari 400/800...." This warning is the last mercy the game designers do for you. *Airstrike* turns you into the "Rocky" of game players; it keeps knocking you down and you keep coming back for more.

At first glance, *Airstrike* appears to be little more than a typical see 'em and shoot 'em arcade-style game. Like *Scrambler* and *Cosmic Avenger*, *Airstrike* puts the player in the cockpit of a fighter bomber and sends him careening across the screen, firing at anything that moves. Surface to air missiles must be destroyed before they destroy you. Like *Caverns of Mars* turned on its side, *Airstrike* forces you to navigate through a field of fission bombs that move randomly up and down the display screen. Unlike other games, however, *Airstrike* takes these ideas one step further, moving them from the realm of the difficult to the almost impossible. And *Airstrike* throws in more than a few original ideas and variations of its own.

Quark Bombs

When play begins, the player is given three Mark V fighter bombers capable of one-way flight (though it can be jockeyed up and down) and armed with both a laser cannon and quark bombs. The cannon is front-mounted and is controlled by the fire button on the joystick, the shot traveling horizontally; the bombs, controlled by the space bar, arch out of the vessel, dropping on targets below.

Several things should be mentioned concerning the weapons. Unlike other games, pressing the fire button does not fire the cannon while simultaneously releasing a bomb. What this means is that the player who typically keeps both hands on the joystick must adjust to the necessity of freeing one hand to drop bombs. Also, because the bombs arch away from the ship, timing becomes a bit more precise. And it is crucial that the space bar be completely depressed or the bomb will not be released, and the amount of ammunition you have is limited.

On the easiest of the five levels, you begin with 10 quark bombs and 40 shots in the laser cannon. You cannot simply fire shot after shot and release bomb after bomb. Accuracy becomes essential to completing a mission and achieving a good score. Actually, the destruction of most ships will be the direct result of having missed a shot. This is due, for the most part, to the fact that successful play occurs after the player has established a pattern of sorts and fallen into a rhythm. Missing a crucial shot upsets the pattern and disrupts that rhythm, and then another Mark V goes up in a nicely done graphic explosion.

Incidentally, though you begin the mission with a limited amount of fire power, you can gain extra missiles and bombs by destroying ammo dumps. (Don't miss the last ammo dump before entering the meteor shower; that's almost certain doom.)

Several Screens

To complete one full mission, you must traverse a number of screens. The first two screens are made up of basic mountain-type terrain. These ranges are defended by surface to air missiles and fission bombs, the latter of which are really nasty because of their erratic movement.

Once you're past the mountain ranges, the next display forces you to navigate across an entire screen of descending

ComputAbility™ presents the Newest in Software Products for ATARI

ATARI 800 48K ..... CALL		ENTERTAINER KIT 75.00		48K RAM ..... CALL	
ATARI 810 DISK DRIVE ..... CALL		COMMUNICATOR KIT ..... CALL		16/32 EXPANDER 64.95	
ATARI 850 INTERFACE 169.00		HOME MANAGER'S KIT ..... CALL		**B-KEY 400 ..... 39.95**	
ATARI 1010 PROGRAM RECORDER .. 77.00		PROWRITER 8510 A ..... CALL		**SUNCOM JOYSENSOR**	
EDUCATOR KIT 117.00		**MOSAIC**		Touch Sensitive Joystick **34.95**	
BOOKKEEPER KIT 179.00		64K RAM 149.00		Amdek Monitors ..... Call	
PROGRAMMER KIT 55.00		32K RAM 77.95			

We Carry The Complete PERCOM Line. Call For Items and Prices.

SUPER SPECIALS

Call For Our Special Prowriter Package.

Spitfire Ace	Hellcat Ace	Floyd of the Jungle	Wingman	Chopper Rescue
Disk/Tape $21.95	Disk/Tape $21.95	Disk/Tape $21.95	Disk/Tape $24.95	Disk/Tape $21.95

Prices Effective Now Through August 31,1983

FREE* SOFTWARE AND ACCESSORIES

ATARI

Conversational Languages-T	43.95
Programming 2 & 3 - T	21.95
Music Composer - C	32.95
My First Alphabet - D	26.95
Touch Typing - T	19.95
Home Filing Manager - D	37.95
Mailing List - T	19.95
Asteroids - C	26.95
Caverns Of Mars - D	28.95
Computer Chess - C	26.95
Missile Command - C	26.95
Super Breakout - C	26.95
Star Raiders - C	32.95
Assembly Editor - C	44.95
Basic - C	44.95
Macroassembler - D	65.95
Microsoft Basic - D	65.95
Pilot (Home Package) - C	58.95
Invitation To Programming I - T	18.95
Speed Reading - T	55.95
Basketball - C	26.95
Graph-It - T	15.95
Juggles House - D/T	22.95
Pilot (Educator) - C	97.95
Donkey Kong - C	32.95
Defender - C	32.95
Galaxian - C	32.95
Qix - C	32.95
Dig Dug - C	32.95
ET - C	38.95
Ms. Pac-Man - C	32.95
Atariwriter - C	61.95
Superman II - C	37.95

ADVENTURE INTERNATIONAL

Preppie - D/T	23.95
S.A.G.A Adventures - D	31.95
Sea Dragon - D/T	27.95
Stratos - D/T	27.95
Bugoff - D/T	23.95
Preppie II - D/C	27.95
Stone of Sisyphus - D	31.95
Eliminator - D/T	20.95

ANALOG

Race In Space - D/T	20.95
Sunday Driver - D/T	23.95
Crash Dive! - D/T	23.95
Buried Bucks - D/T	23.95
Titan - D/T	23.95
Star Sentry - D/T	23.95

COMPUTABILITY DIVIDEND COUPON PREMIUMS

3 M Blank Disk - Box of 10	27.00 or 10 Coupons
Elephant Disks - Box of 10	22.00 or 8 Coupons
Flip 'n File Disk Holder	20.95 or 6 Coupons
Flip 'n File Cartridge Holder	20.95 or 6 Coupons
Monitor Stand	27.95 or 10 Coupons
VU - Case Disk Holder W/Lock	24.00 or 10 Coupons
Heavy Plastic Dust Cover 800 or 810	9.95 or 3 Coupons
First Book of Atari Software 1983	17.95 or 6 Coupons
Kids & The Atari	17.95 or 6 Coupons
The Atari Assembler	12.95 or 5 Coupons
Atari Games & Recreation	14.95 or 6 Coupons
Atari Pilot for Beginners	14.95 or 6 Coupons
The Visicalc Book Atari	14.95 or 6 Coupons
Atari Basic	12.95 or 5 Coupons
Atari Sound & Graphics	9.95 or 3 Coupons
Starfighter	12.99 or 5 Coupons
Slik Stik	9.95 or 3 Coupons
Extension Cable - 6 ft.	6.95 or 3 Coupons
Lefty Adaptor	9.95 or 3 Coupons
Stik Stand	6.99 or 3 Coupons
Suncom Tac II	19.95 or 8 Coupons
Suncom Game Switch	6.95 or 3 Coupons
TI Adaptor	12.95 or 5 Coupons
Kraft Switch Hitter Joystick	17.95 or 7 Coupons
Kraft Joystick	15.95 or 6 Coupons
Maxell 2 Pack Disks	8.95 or 3 Coupons
Inside Atari Basic	12.95 or 5 Coupons
Compute's First Book of Atari	12.95 or 5 Coupons
Compute's Second Book of Atari	12.95 or 5 Coupons
De Re Atari	17.95 or 6 Coupons
Wico Joystick	24.00 or 10 Coupons
$24.00 Worth of Software	10 Coupons

*COUPON PROGRAM

The purchase of each program (with the exception of Super Specials, Atari and APX) will earn you 1 COMPUTABILITY DIVIDEND COUPON. Save 10 coupons and redeem them for your choice of any program we sell for $24.00 or less. Less than 10 coupons may be redeemed for premium items as indicated. You pay only a $2.50 shipping & handling charge.

DATASOFT

Shooting Arcade - D/T	23.95
Pacific Coast Highway - D/T	23.95
Micropainter - D	27.95
Canyon Climber - D/T	23.95
Fathoms Forty - D	27.95
O'Riley's Mine - D/T	27.95
Rosen's Bridgade - D/T	27.95
Sands of Egypt - D	31.95
Zaxxon - D/T	31.95
Moon Shuttle - D/T	31.95

I.D.S.I.

Pool 1.5 - D	27.95
Pool 400 - Cart	31.95
Speedway Blast - Cart	31.95
Juggler - D	23.95

FIRST STAR

Astro Chase - D/T	23.95

BIG FIVE

Miner 2049'er - Cart	39.95
Scraper Caper - C	39.95

ON-LINE

Jawbreaker - D/T	23.95
Luna Leeper - D	23.95
Wizard and the Princess - D	25.95
Threshold - D	31.95
Ulysses - D	27.95
Mouskattack - D	27.95
Frogger - D/T	27.95

SIRIUS

Bandits - D	27.95
Way Out - D	31.95
Repton - D	31.95
Twerps - D	27.95
Wavy Navy - D	27.95
Blade of Blackpoole - D	31.95

SENTIENT

Cyborg - D	27.95
Goldrush - D/T	27.95

BRODERBUND

Apple Panic - D/T	23.95
Stellar Shuttle - D/T	23.95
David's Midnight Magic - D	27.95
Sky Blazer - D	25.50
Track Attack - D	23.95
Labyrinth - D/T	23.95
Serpentine - D	27.95
Dueling Digits - D	23.95
Chopliffer - D	27.95
Genetic Drift - D/T	23.95
AE - D	27.95

EDU-FUN

Call For Items and Prices

MISCELLANEOUS

Night Mission - D/T	23.95
Jumpman - D	31.95
Crisis Mountain - D	31.95
Star League Baseball - D/T	25.50
Financial Wizard - D	49.95
Pinball Construction Kit - D	31.95
Spy's Demise - D/T	16.95
Baja Buggies - D/T	25.50
Starbowl Football - D/T	25.50
Master Type - D	31.95
Ali Baba - D	26.50
Home Accountant - D	54.95
Mountain King - Cart	31.95
Kid Grid - D/T	23.95

D - Disk T- Cassette
C - Cartridge

We Carry Hundreds of Items for ATARI 400/800, Ask for Our FREE CATALOG.

ATARI is a trademark of ATARI, Inc.

Mastercard/VISA Order Toll Free

800-558-0003
No surcharge for credit cards

In Wisc. Call 414/351-2007

COMPUTABILITY
P.O. Box 17882
Milwaukee, WI 53217

ORDERING INFORMATION: To order by mail, send money order, certified check, or personal check (allow 14 days to clear) to COMPUTABILITY. Include $2.00 shipping on all software orders. Include 3% shipping on all hardware orders, minimum $2.50. Mastercard and Visa please include card number and expiration date. WI residents please add 5% sales tax. Canadian, APO & FPO software orders include 5% shipping minimum $5.00. All other foreign software, please add 15% shipping, minimum $7.00 (US Funds only). Prices subject to change without notice.

ORDER HOURS
Mon-Fri 12-9 PM (CST)
Sat 12-5 PM (CST)

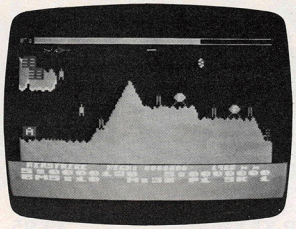

Airstrike.

meteors whose slightest touch spells instant extinction. The meteor shower looks suspiciously like a lot of fission bombs raining down upon your ship, but in any case, this screen is no easier than the first two.

Assuming you pass safely through the meteors, you approach a series of sliding airlocks which must be blown open (achieved by hitting an area about the size of a pinhead – while it's moving) in order to complete your first pass. And did I mention that all the airlocks after the first are guarded by alien ships that must be circumvented in order to survive? Or that the locks are in various positions on the screen and not a straight shot so joystick maneuvering is a must? Very, very difficult, and this is level one.

If there's anything after this, I wouldn't know because I've never made it through a complete pass. The instructions indicate that once through the sliding airlocks, the player proceeds to the next color-coded level at which point, I assume, the mission repeats itself. The added difficulty, from what information could be gleaned by selecting a higher complexity level to begin with, stems from the fact that the enemy defenses move much faster and the player's vessel begins its run with less ammunition.

Airstrike comes with several options. For openers, there are five difficulty levels at which to begin play. In addition, the game can be played by either one or two players, alternating turns. Also, a game may be interrupted during the course of play by depressing the CTRL key and 1 together.

A minor annoyance occurs after you lose one of your three ships: the next one appears so fast that there is little time to regroup. The only other complaint that might be registered is that until you are within the sliding locks area, any destruction of your ship sends you back to the very beginning of the program. Because it's so difficult to advance from screen to screen, especially for novices, this can be a tad frustrating.

All in all, *Airstrike* is exactly what it claims to be – a very demanding program. If you want a challenge, *Airstrike* is the game for you.

Mechanically, the game is quite strong. The scrolling and the graphics are very well done. The player's ship, missiles, bombs, and targets are clearly defined and, with the exception of the spaceship itself, all graphics are flicker-free. In addition, colors are vivid and the sound effects, though limited to explosions of one type or another, are more than adequate.

Airstrike
English Software Company
P.O. Box 3185
Redondo Beach, CA 90277
$39.95

HESCAT For PET/CBM

Steve Leth

Soon after getting my PET, I realized I had a problem: cassettes. Hundreds of them. All over the place. After buying a disk drive, I thought my troubles were over. But now I have a new problem: diskettes. Hundreds of them, and, worse yet, they each hold one to two dozen programs. What I needed was a way of cataloging all these programs and the disks they're on: an inventory program, for programs. Enter *HESCAT*, a disk catalog program written by Jerry Bailey and distributed by Human Engineered Software.

HESCAT is available on disk for versions of PET/CBM with Upgrade ROMs or 4.0 BASIC, 40- or 80-column screens, and at least 16K of memory (32K preferred). It works with 2040, 4040, and 8050 disk drives.

How *HESCAT* Works

HESCAT is a series of programs accessed via a menu that appears when you run the main program. To perform a particular function, you just enter its number and the appropriate program is loaded. After each function is complete, you return to the main menu. Because every function except HELP is implemented as a separate program, *HESCAT* packs a lot of power into a 16K PET/CBM.

The first step in using *HESCAT* is to catalog your diskettes with the CATALOG function. CATALOG copies information from the directory of the disk being cataloged, which is in drive #1, and records it on the *HESCAT* disk, which must always be left in drive #0. After it has retrieved all the data from one disk, *HESCAT* asks you to insert the next disk. This continues until information from all your disks has been recorded on the *HESCAT* disk.

Exactly what kind of information is kept for each disk? The two-digit disk ID, the disk name, the number of free and allocated sectors, and the number of files on the disk are stored in a file called HEADERS. Then, for each diskette, *HESCAT* creates a file with the same name as the two-digit disk ID. This file contains a list of all the files on that disk, the type of file (Sequential, Program, Relative, or User), and the size of each file. On a 2040 or 4040 disk, you can catalog as many as 120 disks with 3300 to 6000 files; an 8050 disk will keep

THE BUSINESS MANAGER...

FULLY INTERACTIVE ACCOUNTING SYSTEM. NO DISKETTE CHANGING! FINALLY ALL THE FEATURES YOU'VE BEEN WAITING FOR – IN ONE COMPLETE INTERACTIVE SYSTEM.

FULL SOFTWARE SYSTEM

ONLY $995.00

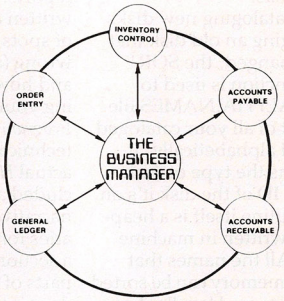

HARDWARE REQUIREMENTS:

- **Commodore Model 8032 or SuperPET or 8096 Micro-computer**
- **Commodore Model 8050 One Megabyte Dual Disk Drive**
- **Commodore Model 4022 (or Larger) Printer**
- **Commodore PET — IEEE cable**
- **Commodore IEEE — IEEE cable**

QUESTAR INTERNATIONAL INC.

MANUAL ONLY – $40.00 REFUNDABLE UPON SYSTEM PURCHASE.

DISKSHARE 9000

WORKS WITH ALL COMBINATIONS PET/CBM 100% HARDWARE. NO SOFTWARE REQUIRED! UP TO 8 USERS SHARE DISK AND/OR PRINTER. CONNECTS IN MINUTES – NO TOOLS REQUIRED. INCREASES PRODUCTIVITY – REDUCES COSTS. IDEAL FOR EDUCATION AND BUSINESS. CABLE LENGTHS UP TO 50 FEET.



ONLY $749.00 (U.S.)
8 USER SYSTEM ONLY $1149

DEALER INQUIRIES WELCOME.

QUESTAR INTERNATIONAL INC.
Suite 102, 7270 Woodbine Avenue,
Markham, Ontario, Canada L3R 1A4
Tel. (416) 475-8044

Multi User System

track of 10,000 to 20,000 files from 210 disks.

After cataloging new disks or recataloging an old disk that has been changed, the SORT NAMES function is used to create the ALPHA.NAMES file. This is a list of all your cataloged files, sorted alphabetically. It also contains the type of each file and the ID of the disk it's on. The sort routine itself is a heapsort and is written in machine language. All the names that will fit into memory can be sorted in a second or so. Usually, however, the list of names is too long to fit in memory. In this case, *HESCAT* uses a scratch disk for work files that are sorted individually and then merged together. It will only sort file names from disks that have been recataloged since the last sort and will merge them into the new ALPHA.NAMES file.

Once the names have been sorted, a number of reports can be generated using the PRINT function. You can request a listing of file names, showing the file type and what disk it's on; a listing of the directories of the individual disks; or a summary of the disk header information. All of these will list on a CBM or other printer. The program also contains a subroutine for Epson and Base 2 printers.

Another practical use for *HESCAT* becomes apparent when you use the LOCATE function. This function searches through the file names cataloged by *HESCAT* for a string specified by the user and displays all the names that contain that string along with their disk ID's.

This is really a most valuable function when you forget where you stored your *Space Invaders* game.

Complete Documentation

HESCAT comes with two manuals totaling 37 pages. The first is the *User Manual* that guides you step by step through the process of cataloging disks and getting reports. The manual is clearly written and points up a number of spots where things might go wrong (especially disk I/O errors) and how to recover without losing your data. The second is the *Program Manual*, which covers technical information about the actual *HESCAT* programs. Included are detailed line-by-line narratives and variable dictionaries for each program. There is a section on how to safely modify parts of *HESCAT* and a complete description of all of *HESCAT*'s file formats. In addition, the *Program Manual* includes complete, commented listings of all the programs, even an assembly listing of the heapsort routine. Because Jerry Bailey has used a lot of "tricks" to make *HESCAT* fast and compact, you can learn a lot by reading the *Program Manual*.

It is apparent that much thought went into making *HESCAT* as easy to use as possible. All user interaction with the programs is via menus, and *HESCAT* seems reasonably crashproof. One of my favorite features is the HELP function in the main menu program. HELP displays a brief description of each of *HESCAT*'s major functions. The information provided by HELP was often enough to keep me from having to refer to the manual.

To use *HESCAT* properly, you must update the catalog every time you start a new disk or add files to an old disk. If you don't do this, then *HESCAT* won't do you much good. However, if you are the sort of person who will keep the catalog updated, and you want an automated tool to help you, *HESCAT* is the program for you.

HESCAT
Human Engineered Software
71 Park Lane
Brisbane, CA 94005
$39.95

Book Review
TRS-80 Color Computer BASIC

Tony Roberts, Assistant Managing Editor

If you have a Color Computer and are taking your first steps in BASIC, Richard Haskell's book, *TRS-80 Extended Color BASIC*, can help make sure your feet are firmly planted.

Like its companions for the Apple, Atari, and PET computers, this book is designed as a textbook. It starts out assuming the reader knows nothing about the TRS-80 Color Computer (or BASIC) and builds from there.

Although the title implies that the contents refer only to Extended Color BASIC, the book serves equally well as a Color BASIC tutorial. Only a few, short references are made to commands or functions not available in Color BASIC.

Though written to be used with a computer at hand, *TRS-80 Extended Color BASIC* can be a useful study guide when no computer is available. The 170-page book is packed with screen photos that show what happens when the sample programs are run. The photos also show what happens when common programming or input errors are made. The text carefully explains why the mistakes happened and shows the novice programmer how to avoid the problem in the future.

Start With The Basics

Once you have been introduced to the TRS-80 Color Computer and have learned to print your name on the screen, *TRS-80 Extended Color BASIC* takes on the BASIC statements one by one.

Many of the example programs in the book's early chapters have a mathematical bent. You learn to compute the area of

THIS FUNNY-LOOKING LITTLE DEVICE

Introducing the Disc-Doubler,™ the funny-looking amazing little device that actually *doubles* your "floppy disc"* capabilities! Just put a floppy disc in and it's re-aligned for use on its "flip side." It's that simple! And at just $14.95 (plus $1.50 for postage and handling) it'll pay for itself the minute you use it! From Link Marketing, where we looked at the problem from both sides... and found a way to *save you money!*

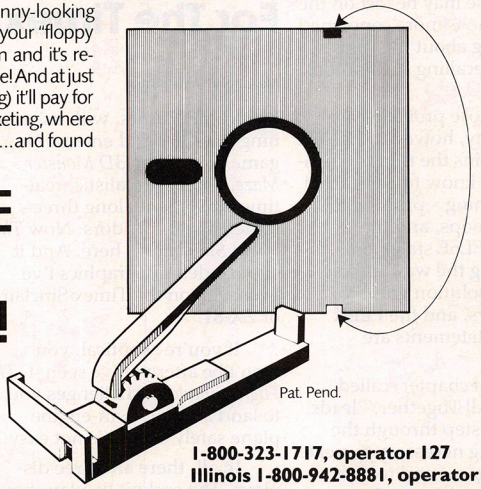

Victor
Franklin
Apple
Atari
Vic 20
Commodore 64
Pet
CBM

CAN DOUBLE YOUR DISC CAPABILITIES!

Just $14.95!

(plus $1.50 postage and handling–B.C. residents add 6% tax).

MasterCard

VISA®

IN CANADA:
write: Link Marketing
1480 West 58th Avenue, Vancouver, B.C. V6P 1W5

1-800-323-1717, operator 127
Illinois 1-800-942-8881, operator 127
or write: Link Marketing
219-1st Ave. N., Suite 215, Seattle, WA 98109

C64® VIC-20® ATARI®

SOFTWARE INTERNATIONAL

DISCOUNT SOFTWARE CATALOG

ALL THE BEST AND LATEST GAMES, EDUCATIONAL AND BUSINESS PROGRAMS FROM ALL THE BEST MANUFACTURERS, **ALL** OUR SOFTWARE **DISCOUNTED.**

CHECK OUT OUR BONUS PLAN

FREE JOYSTICKS
FREE SOFTWARE
FREE DISKS
FREE CASSETTES
FREE NEWSLETTER
FREE DELIVERY

GET OUR NEW CATALOG NOW!
CIRCLE OUR NUMBER ON THE DIRECT RESPONSE CARD, OR CALL OR WRITE:

SOFTWARE INTERNATIONAL
27, EASTMONT • IRVINE, CA 92714
714/552-6227

various geometric shapes, and you are treated to an explanation of the trigonometric functions. Some of these may be lost on the beginner who is more concerned with learning about the computer than recalling high school math.

Once those problems are out of the way, however, Haskell clearly explains the things beginners need to know to get started in programming – printing to the screen, loops, and the IF...THEN, ELSE statements. Further along the way, simple and high-resolution graphics, sound, arrays, and the PEEK and POKE statements are covered.

The final chapter, called "Putting It All Together," leads you step-by-step through the programming necessary to create a hangman game and to turn your computer into a color organ.

No Machine Language

Though the book makes no attempt to teach any machine language, one of the nine appendices discusses, in a few short paragraphs, how to use a machine language subroutine in a BASIC program. Other appendices include information on BASIC's reserved words, ASCII codes, error messages, hexadecimal numbers, the EDIT statement, the PRINT USING statement, and screen locations.

TRS-80 Extended Color BASIC allows beginning programmers to build their knowledge of BASIC in a logical, understandable way. By following the examples and studying the dozens of illustrations provided, it should be a quick transition from taking your first steps to running your own BASIC programs.

TRS-80 Extended Color BASIC
Prentice-Hall, Inc.
Englewood Cliffs, NJ 07632
$12.95 paper, $19.95 cloth ©

The Flight Simulator For The Timex/Sinclair

Michael B. Williams

First came *Mazogs*, with its stunning graphics and entertaining game play. Then *3D Monster Maze*, boasting realistic, real-time movement along three-dimensional corridors. Now *The Flight Simulator* is here. And it supersedes any graphics I've ever seen on the Timex/Sinclair or ZX-81.

If you're skeptical, you won't be after you've seen it. *The Flight Simulator* challenges you to land a small, twin-engine plane safely – and it's not easy.

In all, there are three displays. The cockpit display shows the control panel and simulates the view from the inside of the airplane. As you dive and bank, you see the horizon shift through the cockpit window. On the control panel are rate-of-climb, fuel, power, and flap indicators, along with an RDF (radio direction finder) clock, and speed and gear readings.

The map display shows the area in which you are flying, including your present position, the runway, various beacons, and a mountain range rising 1500 feet above sea level. The purpose of this display is to show you your position relative to a beacon or the runway.

The third display – and the most important – is the visual display. It contains the information you will need in landing the aircraft: the altitude, speed, ILS (instrument landing system) and, of course, the cockpit display. Despite the rather low pixel resolution on the Sinclair – only 48 x 64 – the realism is outstanding. If you approach the runway at an angle, you will see it pass to your right or left with astonishing accuracy. It is even possible to notice that you are slightly off-center, due to some remarkable machine code programming.

During landing, you have complete control of the airplane, and you must make minor adjustments to align yourself with the runway. Once down, you must pull the plane to a complete stop. If, on touchdown, the screen disintegrates (indicating a crash), you have probably forgotten the landing gear. Some sort of warning that the landing gear is up would spare dozens of aircraft and who knows how many lives.

The Flight Simulator takes six to ten minutes to load, but the wait is worth it. The game so accurately simulates the flight (and for me the plight) of an aircraft that you almost feel as if you're actually piloting a plane.

The Flight Simulator
Gladstone Electronics
901 Fuhrmann Boulevard
Buffalo, NY 14203
$9.95 ©

COMPUTE!
is looking for good articles, tutorials, and games for the Timex/Sinclair, Commodore 64, and Color Computer.

Educational Software With A Competitive Edge

Pre-School

Sammy the Sea Serpent (C) $ 13, (D) $ 19
Oswald and the Golden Key (C) $ 13, (D) $ 19
Pre-School I.Q. Builder (C) $ 13, (D) $ 24
Hodge Podge (D) $ 16
My First Alphabet (D) $ 26
Basic Math I (+, −, *, /) (D) $ 19
Alien Counter/Face Flash (D, C) $ 26
Jar Game/Chaos (D, C) $ 26
Pre-School Fun (Color, Shape, etc.) $ 16
Hickory Dickory Baa Baa Black Sheep (C) $ 25
Humpty Dumpty/Jack & Jill (C) $ 25
Counters (D, C) $ 19
Facemaker (D) $ 23
I'm Different (D) $ 19

Math

Three R Math Classroom Kit (D, C) (Grades K-8) $ 39
Teasers by Tobbs Ages 8 & Up (D) $ 24
Math Mission, Ages 6-10 (D, C) $ 19
Escape to Equatus, Ages 6-10 (D, C) $ 19
Monkey Up A Tree (D, C) $ 19
Video Math Flash Cards (D, C) $ 13
Math Tic-Tac-Toe (D, C) $ 13
Calculus Demon (D, C) $19
Cubbyholes (D, C) $ 19
Metric & Problem Solving (D) $ 26
Algicalc (D, C) $ 19
Polycalc (D, C) $ 19
Counters (Ages 3-6) (D, C) $ 26
Compumath-Fractions (C) $ 23, (D) $ 29
Compumath-Decimals (C) $ 23, (D) $ 29
Alien Numbers (D, C) $ 23
Math Pak 1 (D, C) $ 23
Alien Counter/Face Flash (D, C) $ 26
Golf Classic/Compubar (Angles) (D, C) $ 26
Jar Games/Chaos (Ages 6-10) (D, C) $ 26
Gulp & Arrow Graphics (7-12) (D, C) $ 26
Battling Bugs/Concentration (D, C) $ 26
Addition w/Carrying (C) $ 13, (D) $ 19
Cash Register (C) $ 13, (D) $ 19
Number Series (C) $ 13, (D) $ 19
Quantitive Comparisons (C) $ 15, (D) $ 19
Sky Rescue (C) $ 15, (D) $ 19
Big Math Attack (C) $ 17, (D) $ 22
Math Facts Level II Grades 1-3 (C) $ 13, (D) $ 15
Com*putation/Concentration (C) $ 13, (D) $ 15
The Market Place (D) $ 26

ATARI™

Reading and Language Arts

Hey Diddle Diddle $20
Letterman (C, D) $19
My First Alphabet (D) $26
Wordmaker (C, D) $19
Spelling Genie (C, D) $19
Word Search Generator (D) $19
Compuread (C) $17, (D) $23
Astroquotes (C) $13, (D) $19
Memory Builder/Concentration (C) $13, (D) $19
Let's Spell (C) $13
Spelling Builder (C) $16, (D) $20
Do-It-Yourself Spelling (C) $16
S.A.T. College Board Prep. (C) $89
Story Builder/Word Master (C) $13, (D) $19
What's Different (C) $13, (D) $19
Analogies (C) $13, (D) $19
Prefixes (D) $26
Snake-O-Nyms $25



Vocabulary Builder 1 (C) $13, (D) $19
Vocabulary Builder 2 (C) $13, (D) $19
Mini-Crosswords (C) $13, (D) $19
Word Scramble Grades 1-4 (C) $13
Fishing For Homonyms (C) $13
Hidden Words 4 Levels (C) $16
Snooper Troops #1 (D) $32
Snooper Troops #2 (D) $32
Story Machine (D) $23
Word Race (D) $17
Claim to Fame/Sports Derby $15
Crossword Magic (D) $34
Alphabet Arcade (C) $15, (D) $19
Talk & Teach Tapes
Requires Educational Master Cartridge $ 25
Phonics — 8 Cassettes $ 49
Reading Comprehension — 8 Cassettes $ 49
Time Bomb (C) $13, (D) $19
Skywriter & Pop'r Spell $25



Music

Rhyme & Pitch $26
Player Piano (C, D) $19
Keyboard Organ (C, D) $19
Musical Computer—Music Tutor (D) $13
Music 1—Terms and Notation (D) $26
Advanced Music System (D) $25
Music Composer (CT) $25
Jerry White's Music Lessons (C) $20
Magic Melody Box $14

Telling Time

Hickory Dickory (C, D) $13

Social Studies & Geography

Globemaster (D) $ 27
Presidents of the U.S. (D, C) $ 13
Astro Word Search (C) $ 13, (D) $ 19
States and Capitals (C) $ 12
European Countries & Capitals (C) $ 12
Computer Stocks & Bonds (C) $ 12, (D) $ 15
British Heritage Jigsaw Puzzles $ 22
European Scene Jigsaw Puzzles (C) $ 22
Geography (D) $ 26

Science

Elementary Biology Grades 4-8 (D) $ 26
Frogmaster (D) $ 19
Starwed (D) $ 19
Mapware (D) $ 19
Earth Science Grades 5-12 $ 26

Educational Software's Programming Techniques

Pilot (Cons. or Educator) (C) $59, (D) $99
Invitation to Prog. #2 (C) $22
Invitation to Prog. #3 (C) $22
Tricky Tutorials—Santa Cruz
TT #1 Display Lists (C, D) $17
TT #2 Horiz/Vert. Scrolling (C, D) $17
TT #3 Page Flipping (C, D) $17
TT #4 Basics of Animation (C, D) $17
TT #5 Player Missile Graphics (C, D) $24
TT #6 Sound of Music (C, D) $24
TT#7 Disk Utilities (D) $ 24
Page 6 $ 20
The Next Step $27

Typing

Master Type (D) $27
Touch Typing (C) $19
Type Attack (C, D) $26

Foreign Languages

Atari Conversational Languages French, Spanish, German, Italian (C) $45
Astro Word Search (Specify Spanish or French) (C) $13, (D) $19

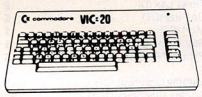

commodore

Pre-School

Reading & Language Arts

Finger Spelling (D, C) $ 19
My Spelling Easel (Ages 3-10) $ 26

Math

Sky Math (C) $12
Space Division $12
Bingo Speed Math (CT) $23
Number Crunch (CT) $27
Number Chaser $17
Number Gulper $17

★★ Books ★★

Kids and The Atari $ 18
Kids and The Vic $ 18
Programmer's Ref. Guide (Vic) $ 14
Elementary Commodore $ 14
Computers for People $ 8
Games for The Atari $ 8
De Re Atari $ 19
Adventure Hint Books $ 8
6502 Assem. LG. Prog $ 16
Some Common Basic Basic Programs $ 14
Your Atari Computer $ 16
Atari Assembler — Inman $ 12
Atari Games and Recreation $ 14
Atari Pilot for Beginners $ 12
Visicalc Book — Atari Edition $ 14
Atari Basic — R.L. Albrecht $ 8
Book of Atari Software 1983 $ 19

Music

VIC Music Composer (CT) $29
HES Synthesound (CT) $49

Language Arts

Super Hangman (C) $14
Simon/Hess (C) $13
Concentration (C) $13
Home Babysitting $23
Hey Diddle Diddle 64 $20

Social Studies/Science

Visible Solar System $23
Reaganomics (CT) $27

Programming Techniques

Intro to Basic Prog. I $22
Intro to Basic Prog. II $22
Programmers aid Cart. $45
Turtle Graphics/Hess (CT) $29
Groteck & Microchip $23

1095 E. Twain — (702) 796-0296 Las Vegas, Nevada 89109

Call Toll Free **1-800-634-6766** Order Line Only
We accept Major Credit Cards Mon. — Fri. 8 A.M. to 6 P.M.

Atari



1200 XL $419
with factory rebate

800 48K $389
with factory rebate

400 16K $159
with factory rebate

1010 Recorder	$ 72
410 Recorder	$ 72
810 Disk Drive	$419
1025 Printer	$409
830 Modem	$145
850 Interface	$159
481 Entertainer	$ 64
482 Educator	$110
483 Programmer	$ 52
484 Communicator	$289
853 16K Ram	$ 74
The Bookkeeper Kit	$165
CX4104 Mailing List	$ 19
CX404 Word Processor	$102
CXL4007 Music Composer	$ 42
Programming 2 & 3	$ 22
Conversational Languages	$ 42
CX4018 Pilot	$ 55
CX405 Pilot	$ 92
CXL4003 Assembler Editor	$ 42
CX8126 Microsoft Basic	$ 62
CXL4022 Pac-Man	$ 30
CX8130 Caverns of Mars	$ 28
CXL4020 Centipede	$ 30
CXL4006 Super Breakout	$ 26
CXL4008 Space Invaders	$ 26
CXL4009 Computer Chess	$ 26
CXL4011 Star Raiders	$ 30
XCL4012 Missile Command	$ 26
CXL4013 Asteroids	$ 26
The Bookkeeper	$102
Home Filing Manager	$ 36
Atari Speed Reading	$ 54
My First Alphabet	$ 26
Juggles House (D, C)	$ 22
Juggles Rainbow (D, C)	$ 22
Home Manager Kit	$ 55
Family Finance	$ 36
Time Wise	$ 23
Galaxian	$ 30
Defender	$ 30
Qix	$ 30
Dig Dug	$ 30
ET Home Phone	$ 34
Atari Writer	$ 55

Business & Utilities

Visicalc	$169
Mail Merge	$ 20
Data Perfect	$ 75
Letter Perfect	$105
Text Wizard	$ 65
Datasm 65 2.0	$ 59
File Manager 800 +	$ 65
Syn Assembler	$ 34
Page 6	$ 20
Atari World	$ 39
K-Dos	$ 59
Micropainter	$ 23
Color Print	$ 27
Lisp Interpreter	$ 79
Bishops Square	$ 20
Graphic Master	$ 27
Graphic Generator	$ 17
Basic Compiler	$ 65
Computari's Financial Wizard	$ 45
Color Accountant	$ 65
Datalink	$ 27
File It 2 System	$ 34
Diskette Inventory System	$ 17
P.M.P. Property Management	$179

Programming Techniques

Display Lists	$ 17
Horiz/Vert Scroll	$ 17
Page Flipping	$ 17
Basics of Animation	$ 17
Player Missile Graphics	$ 24
Sound	$ 24
Data Files	$ 24

— Incredible Prices! Incredible Programs!

Temple of Apshai	$ 27
Raster Blaster	$ 20
Apple Panic	$ 20
Crossfire	$ 20
Threshold	$ 27
Mousekattack	$ 23
Krazy Shootout	$ 34
Deadline	$ 34
Tumble Bugs	$ 20
Pool 1.5	$ 23
Richochet	$ 15
Empire of the Overmind	$ 23
Wiz & Princess	$ 22
Mission Asteroid	$ 17
Ali Baba & the Forty Thieves	$ 22
The Shattered Alliance	$ 27
Canyon Climber	$ 20
Shooting Arcade	$ 20
Pacific Coast Highway	$ 20
Clowns & Balloons	$ 20
Preppie	$ 20
Rear Guard	$ 17
Lunar Lander	$ 17
War	$ 17
Star Warrior	$ 27
Dragon's Eye	$ 20
Crush, Crumble & Chomp	$ 20
Jawbreaker	$ 20
Zork I	$ 27
Zork II	$ 27
Softporn Adventure	$ 20
Deluxe Invaders	$ 23
Chicken	$ 23
Nautilus	$ 23
Rescue at Rigel	$ 20
Frogger	$ 23
Choplifter	$ 23
Curse of Ra	$ 15
Ghost Encounters	$ 20
Ulysses and The Golden Fleece	$ 23
Battle of Shiloh	$ 27
Tigers in the Snow	$ 27
Track Attack	$ 20
Shamus	$ 23
Picknick Paranoia	$ 23
Claim Jumper	$ 23
Embargo	$ 34
Firebird	$ 34
Cyclod	$ 20
Space Eggs	$ 20
Sneakers	$ 20
Snake Byte	$ 20



1095 E. Twain (702) 796-0296
Las Vegas, Nevada 89109

Call Toll Free
1-800-634-6766
Order Line Only

Information & Order Inquiries (702) 369-5523

We accept VISA and MasterCard
Mon. — Fri. 8 A.M. to 6 P.M. — Sat. 9 A.M. to 6 P.M.
Dealers' Inquiries Invited

★★★ *Specials of the Month* ★★★

Elephant Disks (Box)	**$ 20**
Hayes Smartmodem	**$209**
Mosiac 32K RAM	**$ 89**
RAMDISK (128K)	**$399**
Amdek Color I Monitor	**$299**
Percom Double Density Drive	**$515**
NEC 8023A Printer	**$439**
Basic A + (OSA + Included)	**$ 59**
Flip & Sort Diskette Box (Holds 50 Diskettes)	**$ 21**
Flip-Sort Cartridge Box (Holds 10 Atari Computer Cartridges)	**$ 21**
Mosaic 64K RAM	**$149**
80 Column Board (Atari)	**$279**
All APX Software	**15% to 20% Off**
Percom Single Density Drive	**$389**

New Hit List

David's Midnight Magic (D)	$ 23
Sky Blazer (D)	$ 22
Serpentine (D)	$ 23
Sea Fox (D)	$ 20
Spell Wizard (D)	$ 53
Sands of Egypt (D)	$ 27
Pool 400 (CT)	$ 27
Crossword Magic (D)	$ 34
Master Type	$ 27
Gorf	(D) $ 27 (CT) $ 30
Wizard of Wor	(D) $ 27 (CT) $ 30
Cyborg (D)	$ 23
Gold Rush (D)	$ 23
Bandits (D)	$ 23
Way Out (D)	$ 27
Fast Eddy (CT)	$ 24
World War I (CT)	$ 24
The Cosmic Balance (D)	$ 27
Chess (D)	$ 45
Checkers (D)	$ 34
Odin (D)	$ 34
Raptillian (D, C)	$ 23
Kid Frid (D, C)	$ 20
Submarine Commander (CT)	$ 34
Jumbo Jet Pilot (CT)	$ 34
Soccer (CT)	$ 34
Kickback (CT)	$ 34
Starcross (D)	$ 27
Zork III (D)	$ 27
Zaxxon (D, C)	$ 27
Juggler (D)	$ 20
Miner 2049er (CT)	$ 34
Jeepers Creepers (D)	$ 20
Twerps (D)	$ 23
Flip Out (D)	$ 20
The Birth of the Phoenix	$ 16
Protector II	(D) $ 23 (CT) $ 29
Baseball (CT)	$ 34
Preppie II (D, C)	$ 23
Arcade Machine (D)	$ 39
Match Boxes (D, C)	$ 20
Operation Whirlwind	$ 23
Roundabout (D)	$ 20
Monster Smash (D)	$ 20
Bilestoad (D)	$ 20
Mating Zone (D)	$ 20
Night Raiders (D)	$ 20
Prisoner II (D)	$ 27
Cap n' Cosmos (D)	$ 29
Spy's Demise (D)	$ 15
Thrax Lair (D)	$ 12
Da Fuzz (CT)	$ 29
Morl (CT)	$ 29
Star Maze (CT)	$ 29
Pyramid Puzzler (CT)	$ 29
Sammy Lightfoot (CT)	$ 20
Apple Cider Spider (CT)	$ 27
Repton (D)	$ 27
Critical Mass (D)	$ 27
Bumper Bash (CT)	$ 27
Capture the Flag (CT)	$ 27
Slam Ball (D, C)	$ 23
Blue Max (D, C)	$ 23
Millionaire (D)	$ 55
Poker Sam (D)	$ 17
Jump Man (D)	$ 27
Hellfire Warrior (D, C)	$ 27
Candy Factory (D)	$ 20
Diamond Mine (D)	$ 20
Trion (D)	$ 27
Adventure in Time (D)	$ 20
Wavy Navy (D)	$ 23
Squish 'em (CT)	$ 23
Final Orbit (CT)	$ 23
Alpha Shield (CT)	$ 23
Pharoah's Curse (D, CT)	$ 23
Escape (D, CT)	$ 23
Alley Cat (D, C)	$ 23
MX (D, C)	$ 23
River Quest (D, C)	$ 23
Quasimado (D, C)	$ 23



Commodore Puts Excitement In Your Life



commodore

COMMODORE 64 $289
(With factory rebate.)

1530 DATTASETTE ..... $ 59
1541 DISK DRIVE $329
1525 GRAPHIC PRINTER $329
1600 MODEM ..... $ 89
1701 COMMODORE MONITOR $289

COMMODORE 64 SOFTWARE

Avalon Hill Game Company

180-701 B-1 Nuclear Bomber (C) $12
180-702 Midway Campaign (C) $12
180-703 North Atlantic Convoy Raider (C) $12
180-704 Nukewar (C) $12
180-706 Planet Miners (C) $12
180-712 Computer Stocks & Bonds (C) $15
180-719 Andromeda Conquest (C) $14
181-721 Computer Football Strategy (C) $12
181-732 Telengard (C) $16

EPYX/Automated Simulations

14E-036 Jump Man (D) $27

Human Engineered Software (HES)

HEE-307 6502 Professional Dev. System (C) $23
HEE-400 Retro Ball (Crt) $27
HEE-401 Hesmon (Crt) $27
HEE-402 Turtle Graphics II (Crt) $45
HEE-404 Heswriter 64 (Crt) $35
HEE-412 Gridrunner (Crt) $27

Infocom

63E-001 Zork I (D) $27
63E-002 Zork II (D) $27
63E-003 Deadline (D) $35
63E-004 Starcross (D) $27
63E-005 Zork III (D) $27

Sierra On-Line

54E-048 Frogger (D) $23

Sirius Software

70E-036 Blade of Blackpoole (D) $27
70E-037 Type Attack (Crt) $27
70E-043 Repton (D) $27
70E-046 Critical Mass (D) $27
70E-424 Snake Byte (Crt) $23
70E-445 Spider City (Crt) $27
70E-447 Squish 'em (Crt) $23
70E-448 Final Orbit (Crt) $23

Spinnaker

SKE-001 Snooper Troops #1 (D) $30
SKE-004 Facemaker (D) $23
SKE-006 Kindercomp (D) $20
SKE-008 Hey Diddle Diddle (D) $20
SKE-009 In Search of the Most Amazing Thing (D) $27

Snyapse Software

SSE-011 Ft. Apocalyse (D) $23
SSE-016 Drelbs (D) $23
SSE-019 Survivor (D) $23
SSE-020 Pharoh's Curse (D) $23
SSE-311 Ft. Apocalypse (C) $23
SSE-316 Drelbs (C) $23
SSE-319 Survivor (C) $23
SSE-320 Pharoh's Curse (C) $23

United Microwave Industries (UMI)

92E-302 Renaissance (C) $27
92E-331 Motor Mania (C) $20

Broderbund

Shark Trap $18
Multi Sound Synthesizer $15

Creative Software

Black Hole (CT) $36
Trashman (CT) $36
Astroblitz (CT) $36
City Bomber & Minefield (CT) $20
Apple Panic (CT) $36
Choplifter (CT) $36
Serpentine (CT) $36
Videomania (CT) $36
Terraguard (CT) $36

Thorn EMI

River Rescue (CT) $29
VIC Music Composer (CT) $29
Mutant Herd (CT) $29

Automated Simulations

Rescue at Rigel (C) $20
Ricochet (C) $15
Monster Maze (CT) $27
Sword of Fargoal $27

Sirius

Type Attack $27
Snake Byte $27

Tronix

Galactic Blitz (C) $17
Swarm (C) $20
Sidewinder (C) $20

Spectravision

Cave In (CT) $27
Number Crunch (CT) $27
Reaganomics (CT) $27

HES Software

Aggressor (CT) $29
Dam Bomber (C) $13
Fuel Pirates (C) $13
HES Mon (CT) $29
HES Writer (CT) $29
Pak Bomber (C) $13
Protector (CT) $33
Shamus (CT) $29
Simon (C) $13
Synthesound (Music Synthesizer) (CT) $49
Tank Trap (C) $15
Tank Wars (C) $15
Turtle Graphics (CT) $29
VIC Forth (CT) $45
Victrek (C) $15



1095 E. Twain (702) 796-0296
Las Vegas, Nevada 89109

Call Toll Free 1-800-634-6766 Order Line Only

Information & Order Inquiries (702) 369-5523

★★★ Specials of the Month ★★★

Amdek Color I Monitor $299
Wico Joystick ..... $ 23
Wico Redball Joystick ..... $ 24
Wico Trackball ..... $ 49
Kids & The Vic ..... $ 18
Programmer's Reference Guide (Vic) ..... $ 14
Programmer's Reference Guide (64) ..... $ 18
Slagh 24K Memory Board $145
Cardco 6 Slot Expansion Motherboard ..... $ 79
Cardco 3 Slot Expansion Motherboard ..... $ 39
Cardwriter Light Pen ..... $ 29
Cardette Parallel Interface ..... $ 59
(NEW) Commodore Monitor $289
Citoh Prowriter Printer $365

ORDERING INFORMATION AND TERMS:
For fast delivery send cashier checks, money orders or direct bank wire transfers. Personal and company checks allow 3 weeks to clear. C.O.D. orders ($3.00 minimum) and 1% of all orders over $300. School purchase orders welcome. Prices reflect a cash discount only and are subject to change. Please enclose your phone number with any orders.
SHIPPING: Software ($2.50 minimum). Shipping — Hardware (please call). Foreign orders APO & FPO orders — $10 minimum and 15% of all orders over $100. Nevada residents add 5 3/4% sales tax. All goods are new and include factory warranty. Due to our low prices, all sales are final. All returns must have a return authorization number. Call 702-369-5523 to obtain one before returning goods for replacement. All returned merchandise is subject to a restocking fee and must come with their original packaging in order to be accepted. NO returns permitted after 21 days from shipping date.

commodore

VIC 20 ..... $99
1530 DATASETTE ..... $ 59
1541 DISK DRIVE $329
1525 GRAPHICS PRINTER $329

VIC 1210 3K Memory Expander ..... $ 34
VIC 1110 8K Memory Expander ..... $ 52
VIC 1111 16K Memory Expander .... $ 89
VIC 1011 RS 232 Terminal Interface .. $ 43
VIC 1211 Super Expander ..... $ 59
VIC 1212 Programmers Aid Cartridge $ 45
VIC 1213 Vicmon Machine Language Monitor ..... $ 45
VL 102 Intro to Basic Programming I ..... $ 21
Intro to Basic Programming II ..... $ 21
VT 106A Recreation Pack ..... $ 45
VT 107 A Home Caiculation Pack .... $ 45
VT 164 Programmable Character Set $ 12
VIC 1600 Vicmodem ..... $ 89
VIC 1311 Joystick ..... $ 8
VIC 1312 Game Paddles ..... $ 16
VM Programmers Reference Guide .. $ 14

VIC Software

Avenger ..... $ 23
Superslot ..... $ 23
Super Alien ..... $ 23
Jupiter Lander ..... $ 23
Draw Poker ..... $ 23
Midnight Drive ..... $ 23
Radar Rat Race ..... $ 23
Raid on Fort Knox ..... $ 23
Sargon II Chess ..... $ 29
Super Smash ..... $ 23
Cosmic Cruncher ..... $ 23
Gorf ..... $ 29
Omega Race ..... $ 29
Money Wars ..... $ 23
Menagerie ..... $ 23
Cosmic Jailbreak ..... $ 23
Clowns ..... $ 23
Garden Wars ..... $ 23
Sea Wolf ..... $ 23
Adventureland ..... $ 29
Pirate Cove ..... $ 29
Mission Impossible ..... $ 29
The Count ..... $ 29
Voodoo Castle ..... $ 29
The Sky is Falling ..... $ 23
Mole Attack ..... $ 23
Bingo Speed Math ..... $ 23
Home Babysitter ..... $ 23
Visible Solar System ..... $ 23
Personal Finance ..... $ 29
Quick Brown Fox ..... $ 65

United Microware

Spiders of Mars (CT) ..... $ 34
Meteor Run (CT) ..... $ 34
Amok (C) ..... $ 17
Alien Blitz (C) ..... $ 17
Skymath (C) ..... $ 12
Space Division (C) ..... $ 12
Super Hangman (C) ..... $ 14
The Alien (C) ..... $ 17
3D Maze (C) ..... $ 12
Kosmic Kamikaze (C) ..... $ 17
Sub Chase (C) ..... $ 17
Amok (CT) ..... $ 27
Renaissance (CT) ..... $ 34
Alien Blitz (CT) ..... $ 27
Cloud Burst (CT) ..... $ 27
Satellites and Meteorites (CT) ..... $ 34
Outworld (CT) ..... $ 34
Wordcraft $270

The Computer Outlet is an associate of The Computer Learning Center For Children. "We are experts in educational technology featuring our own Computer Learning Center educational software. Dealers inquiries invited."

INSIGHT: Atari

Bill Wilkinson

I've been a bit remiss about my column recently. The editorial staff at **COMPUTE!** has covered nicely for me, splitting some of my larger articles into two parts and cutting and pasting. I shall try to make life easier for them for the next few months, since I have finally accumulated a mental backlog of material which I feel is suitable for this column.

Mind you, I can still use some input from you readers on what you would like to see, so don't stop writing. As I have stated often in the past, it doesn't seem ethical for me to review software; but that shouldn't keep me from commenting on books, hardware, and who knows what else.

And, in that vein, this isn't truly a "review," since I have not had a chance to actually try it yet, but the most interesting new product for the "serious" Atari owner that I have seen lately is the new 64K byte memory card from Mosaic Electronics. With it you can make your 800 behave just like a 1200 so far as the bank selecting of RAM versus ROM goes. Mosaic rightly points out that there is zero software currently available to take advantage of the RAM which must lie where the OS ROMs are, so perhaps the other configuration of their RAM board makes more sense. How about up to 192K bytes of RAM in an Atari 800, with all but the first 48K being bank selected in 4K hunks that reside at $C000 through $CFFF. That gives you 36 little 4K byte banks, so just imagine the graphics switching you might do (in modes 7 and below only, though)! It's not cheap, but it certainly seems like a solution looking for a problem.

Predictions Revisited

I was right on two counts! First, I said the 1200 was overpriced. But look at the prices now. I am seriously considering buying one. Or I *was*. Because I just heard that Atari is *dropping* the 1200! Welcome, welcome, Atari 600, 1400, and 1450, which were introduced at the Summer Consumer Electronics Show. All will have expansion capability like nothing Atari has built before. So watch out world: here come the add-ons. [For more on the new Atari products at CES, see Tom Halfhill's article "The Fall Computer Collection At The Summer Consumer Electronics Show" elsewhere in this issue.]

Since, by the time you read this, the announcements will have been made, you will be able to see how good my rumor sources and crystal ball gazers are. Me? I'm sitting on the edge of my chair for another week or two.

One more thing before we get to the meat of this month's column. It would appear that I fooled more than a few people with my April column. If you were fooled, I apologize. But not much. After all, April Fool articles in computer magazines are a tradition that goes back to the first days of *Datamation* (a magazine sent free to anyone who owns a computer worth more than a quarter million dollars, heavily loaded with IBM mainframe articles, but it wasn't always so). Be assured that if you were fooled you were in good company: I showed the article to a COBOL programmer with ten years experience, and she didn't get it either. (To be fair to me, though, didn't you notice the title of the column that month, "Outasight: Atari"?)

Well, enough chitchat. Shall we tackle BAIT one more time? I am not sorry to see this series end, but looking at the finished product I can honestly say that those who understand it (and know at least a smattering of machine language) should be able to tackle **COMPUTE!**'s *Atari BASIC Sourcebook,* wherein we detail the workings of a *real* interpreter.

BAIT, Part 4

This month we present the listing of BAIT in its entirety. It is not a small listing, and there is no room in a single column to recap all the details of its creation and function. So, you really need Parts 1 through 3 (which appeared in March, May, and June) if you want the full design principles.

As a very brief summary, though, let's mention the following:

1. BAIT is a very simple pseudo-BASIC interpreter which has been written in Atari BASIC.
2. BAIT accepts only single-letter statement names (as shown in the table) and single-letter variable names (A through Z).
3. BAIT allows BASIC-style screen editing, line numbering, etc., with the restriction that line numbers must be from 1 to 99.
4. There is no precedence of operators, parentheses, functions, or any other amenities. This is a *primitive* language.

Does it work? Yes. Is it useful? Only as a learning tool. Could it be made useful? If we wrote a compiler for the same language, maybe.



ONLY ATARI® GIVES YOU COMPUTERS THAT DO SO MUCH, AND THE "HELP LINE" SO YOU CAN DO MORE.

Our Help Line could be the most useful innovation ever in home computers: it's someone to talk to.

Someone to help you diagnose problems when things don't seem to work right.

Someone to help you debug the programs that you're writing yourself.

Someone who knows the answers to your questions about what ATARI® Home Computers can do, and how to do it.

Call the ATARI Help Line toll-free: 1-800-538-8543.* And find out how helpful ATARI SERVICE℠ can be, even when nothing is wrong.

ATARI SERVICE
FACTORY AUTHORIZED NETWORK

WE ANSWER YOUR CALL FOR HELP.

*California: 1-800-672-1404

© 1983 Atari, Inc. All Rights Reserved. ® A Warner Communications Company.

New Goodies

This month, I have finally implemented the rest of the statements listed in the table. In particular, we now have Accept, Call, Fetch, New, Return, and Store available to us.

New and Return function exactly like their BASIC counterparts of the same names. Accept, Call, and Store are simply different names for BASIC's INPUT, GOSUB, and POKE, respectively. They had to be named as they are to implement the single-letter statement names.

Fetch, then, is the only strange statement. It owes its existence to the fact that BAIT doesn't allow functions. Generally, Fetch is equivalent to PEEK, but its format is that of POKE (and, naturally, Store). It does, however, require a variable to store its Fetched value in (much like GET in Atari BASIC).

The statements are fairly straightforward, and we shall see more of them a little later on. For now, though, let's analyze the additions and changes made to BAIT this month on a line-by-line basis. The lines discussed below are those which have changed or been added since the June column. If you have typed in BAIT as we have proceeded through parts 1, 2, and 3, you may enter just those lines.

- **Line 1130.** This is the stack we will use for "remembering" where Calls (GOSUBs) were made from. The size is arbitrary, but I cheated and used a fixed number, so don't change it unless you also change line 10910.
- **1720.** This makes screen editing of BAIT programs very, very much easier. See line 2300.
- **2200.** We always reset the Call stack pointer because program editing could invalidate any or all pending Return locations.
- **2300.** See line 1720. This is how we eliminate the "?" prompt from the screen when using the INPUT statement. A clever trick: use it in all your programs. It comes to you courtesy of Howard Fishman. Thanks, Howard.
- **2360.** Notice that this line (which used to strip off the question mark) is now gone. You won't miss it.
- **1540, 5520, and 5530.** The TRAP to BADVALUE was added just in case your BAIT program generated an overflow.
- **8310 and 8410.** Cosmetic changes only.
- **8500 and 8510.** A new error message. It's used for all BAIT numeric data problems.
- **10210.** A minor change to allow Print (without a following expression) to be followed by a colon statement separator.
- **10530-10550.** A fix. Without it, the Goto doesn't occur until the end of the line. Thus 'G 10 : P "oops" ' would indeed print the "oops" until now. But this fixes it.
- **10810-10860.** Finally, some new code! Actually, Accept is fairly simple and closely follows the format of Let. Instead of requiring an expression after an equals sign, though, Accept wants the user to INPUT something from the keyboard. Thanks to the TRAP, only numeric data will be allowed.
- **10910-10960.** We process the Call statement. Line 10910 seems unnecessary: who would *want* to go 50 levels deep in a BAIT program? But it works. Notice that all three vital pointers must be saved on the stack. Could it have been done more compactly? Yes, but this way is much simpler. Finally, we allow Goto to do the real work of transferring control to a new line number.
- **11110-11150.** Fetch also follows the form of Let, but in reverse. First we get an address (line 11110), then a comma (line 11120), and finally a variable to put the Fetched value into (line 11130). The TRAP of line 11140 insures that the address given was a legal one.
- **11310-11370.** Return is the opposite of Call. Again, line 11310 is for safety only; good programmers can't make mistakes like this, right? Lines 11320 to 11350 restore the information saved by Call in lines 10920 to 10950. Finally, since we saved CURLOC before we joined the Goto processing, we must skip over the line number expression to find out if there is a colon (":") waiting for us.
- **11410-11450.** Store is almost identical to Fetch. The exception: the item after the comma can be any expression at all; it does not need to be a simple variable. Again, the TRAP in line 11440 insures against illegal addresses and/or data.

Sampling The BAIT

Well, we can presume that you typed all of BAIT in properly, yes? So let's quickly try some BAIT programs, to see what you can do in the language.

Caution: The lowercase letters shown in these listings are there for clarity only! BAIT accepts *only* single-letter commands, so just leave out all lowercase letters. Do *not* convert them to uppercase. For example, the first line of Program 1 should actually be typed in as '1 S 20,0' (and even the spaces may be left out if desired).

Program 1: Tick-Tock

```
1 Store 20,0
2 Print "SHOWING HOW SLOW BAIT IS"
3 Fetch 20,T
4 Print "THAT TOOK ";: Print T;: Print "CLOCK
  TICKS"
5 End
D
B
```

THE PROGRAM STORE™ Summer Atari Satisfaction THE PROGRAM STORE™

SALE!



A.E.

by Jun Wada and Makoto Horai from Broderbund

Squadrons of menacing sting rays attack in waves throughout the solar system eluding the firepower of your remotely-fired, trigger-action missiles. Drive these streadking pests deep into the outer wastelands of space. Joystick controlled.

12621 48K Disk ~~$34.95~~ $29.71
Discounted 15%
til August 10



SHAMUS CASE II

by William Matago from Synapse

Intensive arcade action as the adventures of the most popular private eye continues. The enemy you know too well . . . THE SHADOW is back . . . and madder than ever. Try new obstacles, new pitfalls and 38 rooms to search!

34883 ROM $44.95
32993 Disk $34.95



FLYING ACE

From Avalon-Hill Game Co.

Enemy planes are dogtailing your WWI bi-plane! Loop to loop, climb, spin, dive and attack. Destroy enemy trucks carrying ammunition to the front lines in this exciting flight simulation game.

20642 16K Tape $25.95
35277 32K Disk $30.95



CASTLE WOLFENSTEIN

From Muse

Winner of 1983 Arcade Award! Escape the deadly confines of Castle Wolfenstein if you can. The allied soldier must maneuver past cruel Nazi guards and sadistic SS stormtroopers to recover the secret plans and escape. The most interactive game ever!

43647 32K
Disk $29.95



EARLY GAMES

by John Paulson from Early Games Co.

Nine, colorful, non-aggressive, interactive games develop basic skills and creativity as they entertain young children 2½ to 6 years old. Includes numbers, letters, shapes, and names plus a drawing option. No adult assistance needed!

28448 16K Tape $29.95
30586 24K Disk $29.95

SALE!



CHOPLIFTER

From Broderbund
#1 Best Seller!

Can you rescue the hostages captured by the Bungelings? First you'll have to make careful plans for your helicopter rescue mission. But hurry — every minute counts! Who knows what the Bungelings have in mind? Requires joystick.

37718 40K Disk, ~~$34.95~~ $29.71
44042 ROM, ~~$49.95~~ $42.46
SALE 15% OFF
TIL AUGUST 10



MINER 2049ER

By Bill Hogue from Big Five

This is the author's first game for the Atari — he's already well known for his bestsellers for the TRS-80 — and we think you'll really enjoy it. There are more than ten screens of colorful mining-related machinery that you'll move around the screens, ducking, dodging and bobbing your way to a high score. Requires joystick.

39204 ROM Cartridge
(16K) $49.95



PAINT

by Capital Children's Museum from Datamost

A new, visually fascinating and entertaining book with complete software to create computer "paintings." Provides access to hundreds of colors, patterns, textures and variations with zoom feature, different size "paintbrushes" and the ability to save your art. Try SimplePaint or SuperPaint for more advanced artists!

32667 Disk $39.95
5% of sales proceeds are donated to support Capital Children's Museum.

SPELL WIZARD

From DataSoft

SPELL WIZARD is a proofreading package, compatible with Atari's word processor and Text Wizard. It has a dictionary of 20,000 words, you can add up to 5,000 more. Insert your letter, term paper or the latest chapter of your novel, and SPELL WIZARD will proofread it for you. Your copy will be perfect.

39282 32K Disk, $49.95
Price reduced!



ULYSSES AND THE GOLDEN FLEECE

From On-Line by Bob Davis & Ken Williams

The setting is ancient Greece, and you are Ulysses. The king has assigned you the task of retrieving the Golden Fleece, kept from men for many years under the protection of the gods. On your journey, you will encounter the song of the Sirens, one-eyed Cyclops: and the famous winged horse, Pegasus. Ulysses is known as the most daring and skilled seaman of all time . . . it's up to you to prove it!

15646 40K Disk $39.95

TEXT WIZARD

From DataSoft

You can learn and use TextWizard in about an hour, write copy, then edit; underline, insert or replace words or paragraphs (in one place or throughout text); print in 1 or 2-column format, get multiple copies, print in boldface, elongated or condensed lettering with proportional spacing. It even warns you about errors before you make them! TEXTWIZARD now has file compatibility with File Manager 800. It's also compatible with: EPSON MX-80 with Graftrax Plus ROMS; NEC 8023-A; Okidata, and ProWriter Instruction manual with 3-ring binder.

15253 32K Disk $79.95
Price reduced!

The Program Store
NOW OPEN IN
Greensburg, PA



Rte. 30 East Greensburg, PA 15601
(412) 838-1604

Over 2500 Programs for TRS-80, ATARI 400/800, APPLE, IBM & VIC 20.

For Information Call
202-363-9797

Visit our other stores:
829 Bethel Rd., Columbus OH
Seven Corners Center, Falls Church, VA
W. Bell Plaza, 6600 Security Blvd., Baltimore, MD
White Flint Mall, Rockville Pike, Rockville, Md.
Harvard Square, 13 Dunster St., Cambridge, MA 02138

THE PROGRAM STORE™

Franchise openings available in selected cities

Opening soon in Philadelphia

To Order Call Toll-Free
800-424-2738

MAIL ORDERS: Send check or M.O. for total purchase price, plus $2.00 postage & handling. VA.: add sales tax. Charge cards: Include all embossed information.

© 1983 The Program Store, Inc.

MasterCard VISA

THE PROGRAM STORE · Dept. 10-08-3 · Box 9582 · 4200 Wisconsin Avenue, N.W. · Washington, D.C. 20016

Item	Tape/Disk/Book	Price

Postage $2.00
Total
☐ CHECK ☐ VISA
☐ MASTERCARD
Computer

Name
Address
City State Zip
Card # Exp

Program 2: Recursion

```
 1 Print "GIVE ME AN INTEGER NUMBER";:
   Accept N
 2 Let A=1 : Call 10
 3 Print "THE FACTORIAL OF YOUR NUMBER
   IS "; : Print A
 4 Print : Print : Goto 1
10 If N<2 : Return
11 Let A=A*N : Let N=N-1
12 Call 10
13 Return
D
B
```

Challenge: Can you modify BAIT so that it will, indeed, ignore the lowercase letters? If so, your BAIT programs could be more readable.

Whew!

And there you have it. BAIT in all its glory. Or is that gory? Some carpers may claim that the only thing it proves is that people will try to write *anything* in BASIC. I like to think it may have provided a way for some of you to understand the mechanics of an interpreter. If it helps turn even one or two people into systems-level programmers, it will have done its job.

But if BAIT didn't interest you, don't worry. There are even a few out there that don't like to program games. (I certainly like to play them. I'm hooked on – oops, can't review software here, sorry.)

Self-relocatable Machine Language, Part 2

Last time we were on this subject, I promised to give a reason why we would want to write self-relocatable machine language. And sometimes I even keep my promises.

The primary advantage of self-relocatable code is, obviously, that you can load it and run it anywhere in memory. But why would you want to do that? Why not just decide where the code will go and leave it at that? Well, let's try to answer those questions.

First of all, none of what I am about to say pertains to programs which "take over" the system. After all, if you *know* that your code will run in such and such a way because, for example, you only give it out on a heavily protected game disk, then you can obviously place various hunks of machine language exactly where you want them. And they'll stay put.

But a large proportion of my readers are, I believe, attempting to either write machine language programs which interface to BASIC or are attempting to add on to the operating system in some way. In both these instances, self-relocatable code is invaluable.

Why? Because there simply isn't very much room in the Atari memory map that isn't used for something or other. In point of fact, the only clear portion of memory seems to be the infamous "Page Six." But, remember, even Atari BASIC can clobber the lower half of that page. And BASIC A+, Microsoft BASIC, Atari PASCAL, and several other products use portions or all of Page Six. What to do?

Well, if you have been following my articles, you will know that I advocate placing your program at LOMEM, moving LOMEM up to cover your program, and hooking into the system reset chain so that you can preserve your program if the user hits the reset key.

All well and good, but suppose LOMEM moves? And it will and it does. Depending on the number of disk drives and/or files you need to support, LOMEM can be anywhere from $A20 (with OSS PicoDOS) to $1D00 (standard Atari DOS) to $2C00 (OS/A+ version 4.1). And, if the RS-232 drivers are to be loaded (for the 850 interface), you can count on LOMEM being even higher still.

What's a poor old machine language programmer supposed to do? Follow my directions, natch. Put your program at LOMEM, no matter where it is. And that's easy to do if your program is self-relocatable.

And, before we get into discussing *how* to write this magic kind of program, I would like to point out one other significant instance where self-relocatable programs are handy. Putting programs at LOMEM and moving LOMEM up is all very well and good if you can do that before BASIC gets control. But once the language is entered, it has already noted the contents of LOMEM and used them for its own initialization purposes. Changing LOMEM will not necessarily force BASIC to move its own internal LOMEM, and you may wind up with a conflict of usage.

But there is a hunk of memory which is properly handled by BASIC as far as we are concerned: strings. Any data, including a machine language program, placed in a dimensioned string is guaranteed to be moved around intact (for example, when a new program line is entered or when a new variable is introduced).

Indeed, there have been many articles published which put a machine language routine or two in a string and then call the routine via USR(ADR(strings$),...). In fact, I have even seen a few adventuresome souls who have used ADR("some graphics and other characters here"). That is, it is perfectly O.K. to take the address of a literal string, also.

For the rest of this series, I will presume that we are writing programs which are designed to reside in Atari BASIC strings. I think that is sufficient, since there is little, if any, difference in con-

cept between placing programs in strings and placing them at a potentially movable LOMEM.

From Why To How

Let's begin by listing the things you *don't* have to worry about when writing self-relocatable programs. Some of these things were discussed briefly last month; others are new but should be fairly obvious. The following, then, are intrinsically "safe" types of machine language:

1. All instructions which involve only one or more registers (e.g., TAX, PHA, INY, etc.).

2. All load immediate instructions which do *not* involve the address of a location as the immediate value (e.g., LDA #5, but not LDY #LOCATION/256).

3. All branch instructions (BNE, BCC, etc.).

4. All instructions involving *fixed* operating system or language specific locations, either in ROM or RAM (e.g., STA LEFTMARGIN, JSR CIO).

5. Several miscellaneous instructions which do not reference memory addresses, such as SED, SEI, CLC, NOP, RTS, etc.

What about the intrinsically unsafe instructions? Here is one of them:

> Any instruction which references an absolute memory location within your own code (or another block of relocatable code) or which references a fixed RAM location which is not dedicated to the purpose intended.

Now, that's not so bad. There are a lot more safe conditions than unsafe ones, aren't there? And, yet, it takes only one unsafe instruction to clobber you, so let's concentrate on some techniques for avoiding the unsafe conditions.

Safe Relocatable Techniques

1. Change JMPs to branches. Usually, you can do a CLC followed by a BCC to substitute for a JMP. Sometimes, the target of the jump is too far away, though. In that case, add an intermediate branch point, so that the first BCC branches to a second BCC, etc.

2. Save register values on the stack (via TAX, PHA, etc.) rather than in fixed RAM locations. If you need to save a value in between calls from a higher level routine (e.g., the BASIC program), though, you will *have* to find some safe place to put it. Watch out! There are only four safe locations in zero page and only a handful in other parts of memory. More about such safe locations in the next part in this series.

3. If you need to reference bytes in a table, string, or other portion of memory, why not let BASIC handle the addressing for you? For example, consider this BASIC line:

```
TEST = USR( ADR(CODE$), ADR(TABLE$) )
```

Presuming that your machine language routine is in CODE$, it can then reference TABLE$ as follows:

```
PLA                ;parameter count
PLA
STA  ZTEMP+1       ;high byte of address
PLA
STA  ZTEMP         ;low byte of address
LDY  #0
LDA  (ZTEMP),Y     ;get first byte of the table ...
```

That program fragment is certainly intrinsically relocatable (except for the location of ZTEMP, but it needn't be preserved in between calls to the fragment). And BASIC will certainly move TABLE$ around as it needs, giving you the address when you need it.

4. If you absolutely *have* to use a hunk of nonrelocatable programming, and you don't have space to keep it on a permanent basis, why not temporarily move it from a relocatable location (e.g., TABLE$ in our example above) to a fixed location (e.g., BASIC's input buffer at $580 or some such). Then you can use it safely there, without worrying about relocatability. Of course, each time you are called from BASIC you would have to move the routine. But, as slow as BASIC is, you might never notice the extra overhead.

Next time we will continue right here. We will try to develop some even more useful techniques, including one which can only be used with USR calls from BASIC. Stay tuned.

BAIT Statements

```
A  Accept <variable>                    (INPUT)
B  Begin                                (RUN)
C  Call <line-number>                   (GOSUB)
D  Display                              (LIST)
E  End
F  Fetch <address>, <variable>          (pseudo-PEEK)
G  Goto <line-number>
I  If <expression>, <statement>
L  Let <variable> = <expression>
N  New
P  Print <string-literal>
   Print <variable>
   Print
R  Return
S  Store <address>, <expression>        (POKE)
```

BAIT

```
1000 REM ..INITIALIZATION..
1001 REM ..................
1010 MAXLINE=99
1020 DIM BUFFER$(5000),LINE$(128)
1030 DIM LINES(MAXLINE)
1040 FOR LP=0 TO MAXLINE:LINES(LP)=0:NEX
     T LP
1050 BUFFER$="*"
1100 DIM C$(1),VARIABLES(26)
1110 FOR ALPHA=0 TO 26:VARIABLES(ALPHA)=
     0:NEXT ALPHA
```

```
1120 DIM ERR$(40)
1130 DIM STACK(50,2):REM MAX CALLS THUS
     IS 50
1500 REM LINE NUMBERS OF EXECUTION ROUTI
     NES
1510 PROMPT=2100:INNEXT=2300
1515 DIRECT=4700:BADLINE=8400
1520 LET GETNC=8100
1530 SYNTAX=8300:ERROR=8200:EXEXP=5000
1540 BADVALUE=8500
1550 DODISPLAY=10100:DOPRINT=10200
1560 DOBEGIN=10400:DOGOTO=10500:DOLET=10
     600:DOIF=10700
1570 DOACCEPT=10800:DOCALL=10900:DOEND=1
     1000:DOFETCH=11100
1580 DONEW=11200:DORETURN=11300:LET DOST
     ORE=11400
1700 REM MISCELLANY
1710 UNTRAP=40000
1720 OPEN #5,12,0,"E:":REM SO THERE IS N
     O ? PROMPT
2000 REM ..INTERACTION..
2001 REM ..............
2100 PRINT "READY"
2200 STACK=0:REM CLEAN UP 'CALL' STACK
2300 INPUT #5,LINE$
2350 IF LEN(LINE$)=0 THEN GOTO INNEXT
     <<< DELETED OLD LINE 2360 >>>
2370 LL=LEN(LINE$)
2500 REM CHECK FOR LINE NUMBER
2510 FOR LP=1 TO LL
2520 IF LINE$(LP,LP)<="9" AND LINE$(LP,L
     P)>="0" THEN NEXT LP
2550 REM LP HAS POSITION OF FIRST NON-NU
     MERIC CHARACTER
2560 CURLINE=0
2570 IF LP>1 THEN CURLINE=VAL(LINE$(1,LP
     -1))
2600 REM NOW SKIP LEADING SPACES, IF ANY
2610 IF LP>LL THEN 2700
2620 FOR LP=LP TO LL
2630 IF LINE$(LP,LP)=" " THEN NEXT LP
2700 REM REMOVE LINE NUMBER AND LEADING
     SPACES
2710 IF LP>LL THEN LINE$="":GOTO 3000
2720 LINE$=LINE$(LP)
3000 REM ..EDITING..
3001 REM ..........
3010 REM IF HERE, LINE NUMBER IS IN CURL
     INE
3020 LL=LEN(LINE$):REM AND LL IS LENGTH
     THEREOF
3030 IF CURLINE=0 AND LL=0 THEN GOTO PRO
     MPT
3040 IF CURLINE<>INT(CURLINE) THEN 3060
3050 IF CURLINE<=MAXLINE THEN 3100
3060 GOTO BADLINE
3100 REM FIRST, DELETE CURLINE IF IT ALR
     EADY EXISTS
3110 LENGTH=LINES(CURLINE):IF LENGTH=0 T
     HEN 3200
3120 START=INT(LENGTH/1000)
3130 LENGTH=LENGTH-1000*START
3140 BUFFER$(START)=BUFFER$(START+LENGTH
     )
3150 LINES(CURLINE)=0
3160 FOR LP=1 TO MAXLINE:TEMP=LINES(LP)
3170 IF TEMP>=START*1000 THEN LINES(LP)=
     TEMP-LENGTH*1000
3180 NEXT LP
3200 REM NOW ADD LINE TO END OF BUFFER
3210 IF LL=0 THEN GOTO INNEXT
3220 START=LEN(BUFFER$)
3230 BUFFER$(START)=LINES$
3240 BUFFER$(LEN(BUFFER$)+1)="*"
3250 LINES(CURLINE)=START*1000+LL
3300 REM NOW LINE IS IN BUFFER...WHAT DO
      WE DO
3310 IF CURLINE THEN GOTO INNEXT
3320 REM NOTE THAT CURLINE=0 AS WE FALL
     TO LINE 4000
4000 REM ..EXECUTE CONTROL..
4001 REM ...................
4010 LENGTH=LINES(CURLINE):IF LENGTH=0 T
     HEN 4600
4020 CURLOC=INT(LENGTH/1000):LENGTH=LENG
     TH-1000*CURLOC
4030 CUREND=CURLOC+LENGTH-1
4040 IF CURLINE=0 THEN CURLINE=-1
4100 REM READY TO EXECUTE A LINE
4200 REM EXECUTE A SINGLE STATEMENT
4210 GOSUB GETNC:IF NOT ALPHA THEN GOTO
     SYNTAX
4220 GOSUB 4900
4230 IF PEEK(53279)<>7 THEN GOSUB DOEND
4240 IF C$=":" THEN 4200
4250 IF C>=0 THEN GOTO SYNTAX
4600 REM COME HERE FOR NEXT LINE
4610 CURLINE=CURLINE+1
4620 IF CURLINE>0 AND CURLINE<=MAXLINE T
     HEN 4000
4700 REM ===COME HERE ON END OF DIRECT L
     INE EXECUTE===
4710 IF LINES(0) THEN BUFFER$(INT(LINES(
     0)/1000))="*"
4720 LINES(0)=0
4730 GOTO PROMPT
4900 REM THE STATEMENT CALLER
4910 ERR$="BAD STATEMENT NAME"
4920 ON ALPHA GOTO DOACCEPT,DOBEGIN,DOCA
     LL,DODISPLAY,DOEND
4930 ON ALPHA-5 GOTO DOFETCH,DOGOTO,ERRO
     R,DOIF,ERROR,ERROR
4940 ON ALPHA-11 GOTO DOLET,ERROR,DONEW,
     ERROR,DOPRINT
4950 ON ALPHA-16 GOTO ERROR,DORETURN,DOS
     TORE
4960 GOTO ERROR
5000 REM ..EXECUTE EXPRESSION..
5001 REM ......................
5010 EVAL=0:LASTOP=-1
5020 VALID=0
5100 GOSUB GETNC:IF ALPHA THEN 5300
5110 IF C$>="0" AND C$<="9" THEN 5400
5120 REM WHICH OPERATOR?
5121 IF C$="+" THEN OP=1:GOTO 5200
5122 IF C$="-" THEN OP=2:GOTO 5200
5123 IF C$="*" THEN OP=3:GOTO 5200
5124 IF C$="/" THEN OP=4:GOTO 5200
5125 IF C$=">" THEN OP=5:GOTO 5200
5126 IF C$="<" THEN OP=6:GOTO 5200
5127 IF C$="=" THEN OP=7:GOTO 5200
5128 IF C$="#" THEN OP=8:GOTO 5200
5160 IF VALID THEN RETURN
5170 GOTO 5900
5200 REM GOT AN OPERATOR
5210 IF LASTOP>0 THEN 5170
5220 IF LASTOP<0 AND OP>2 THEN 5170
5230 LASTOP=OP:VALID=0:GOTO 5100
5300 REM GOT A VARIABLE
```

```
5310 VAL2=VARIABLES(ALPHA):GOTO 5500
5400 REM GOT A NUMERIC
5410 CURLOC=CURLOC-1:REM BACKUP TO FIRST
     NUMERIC
5420 FOR LL=CURLOC TO CUREND:C$=BUFFER$(
     LL)
5430 IF (C$>="0" AND C$<="9") OR C$="."
     THEN NEXT LL
5440 VAL2=VAL(BUFFER$(CURLOC,LL-1))
5450 CURLOC=LL
5500 REM VAR OR NUMERIC
5510 IF LASTOP=0 OR ABS(LASTOP)>8 THEN 5
     900
5520 TRAP BADVALUE:GOSUB 5600+10*ABS(LAS
     TOP)
5530 TRAP UNTRAP:LASTOP=0:VALID=1:GOTO 5
     100
5600 REM EXECUTE OPERATORS
5610 EVAL=EVAL+VAL2:RETURN
5620 EVAL=EVAL-VAL2:RETURN
5630 EVAL=EVAL*VAL2:RETURN
5640 EVAL=EVAL/VAL2:RETURN
5650 EVAL=(EVAL>VAL2):RETURN
5660 EVAL=(EVAL<VAL2):RETURN
5670 EVAL=(EVAL=VAL2):RETURN
5680 EVAL=(EVAL<>VAL2):RETURN
5900 ERR$="INVALID EXPRESSION":GOTO ERRO
     R
8000 ..MISCELLANEOUS SUBROUTINES..
8001 REM ......................
8100 REM GETNC
8110 IF CURLOC>CUREND THEN C=-1:C$=CHR$(
     155):GOTO 8140
8120 C=ASC(BUFFER$(CURLOC)):C$=CHR$(C)
8130 CURLOC=CURLOC+1
8140 IF C=32 THEN GOTO GETNC
8150 ALPHA=(C$>="A" AND C$<="Z")*(C-64)
8160 RETURN
8200 REM ERROR ROUTINE
8210 PRINT :PRINT "***";ERR$;"***";
8220 IF CURLINE>0 THEN PRINT " AT LINE "
     ;CURLINE
8230 PRINT :TRAP 8250
8240 POP :POP :POP :POP :POP :POP :POP :
     POP
8250 TRAP UNTRAP
8290 GOTO DIRECT
8300 REM SYNTAX ERROR
8310 ERR$="SYNTAX ERROR":GOTO ERROR
8400 REM BAD LINE NUMBER
8410 ERR$="BAD LINE NUMBER":GOTO ERROR
8500 REM VALUE OUT OF RANGE ERROR
8510 ERR$="BAD VALUE":GOTO ERROR
10000 REM ..EXECUTE THE VARIOUS STATEMEN
      TS..
10001 REM ..........................
      ....
10100 REM ==EXECUTE DISPLAY==
10110 FOR LP=1 TO MAXLINE
10120 LENGTH=LINES(LP):IF LENGTH=0 THE 1
      0150
10130 START=INT(LENGTH/1000):LENGTH=LENG
      TH-1000*START
10140 PRINT LP;" ";BUFFER$(START,START+L
      ENGTH-1)
10150 NEXT LP
10190 GOTO GETNC
10200 REM ==EXECUTE PRINT==
10210 GOSUB GETNC:IF C<0 OR C$=":" THEN
      PRINT :RETURN
10220 IF C=34 THEN 10300
10230 CURLOC=CURLOC-1
10240 GOSUB EXEXP:PRINT EVAL;
10250 IF C$=";" THEN GOTO GETNC
10260 IF C$="," THEN PRINT ,:GOTO GETNC
10270 PRINT :RETURN
10300 FOR LL=CURLOC TO CUREND:C$=BUFFER$
      (LL)
10310 IF ASC(C$)<>34 THEN PRINT C$;:NEXT
       LL:PRINT :RETURN
10320 CURLOC=LL+1:GOSUB GETNC
10330 GOTO 10250
10400 REM ===EXECUTE BEGIN===
10410 FOR ALPHA=0 TO 26:VARIABLES(ALPHA)
      =0:NEXT ALPHA
10420 CURLINE=0:C=-1:RETURN
10500 REM ===EXECUTE GOTO===
10510 GOSUB EXEXP
10520 IF LINES(EVAL)=0 THEN ERR$="NO SUC
      H LINE":GOTO 8200
10530 CURLINE=EVAL-1
10540 C=-1:C$=""
10550 RETURN
10600 REM ===EXECUTE LET===
10610 GOSUB GETNC:IF NOT ALPHA THEN GOTO
       SYNTAX
10620 DESTVAR=ALPHA
10630 GOSUB GETNC:IF C$<>"=" THEN GOTO S
      YNTAX
10640 GOSUB EXEXP:VARIABLES(DESTVAR)=EVA
      L
10650 RETURN
10700 REM ===EXECUTE IF===
10710 GOSUB EXEXP
10720 IF NOT EVAL THEN C=-1:C$=""
10730 RETURN
10800 REM ===EXECUTE ACCEPT===
10810 GOSUB GETNC:IF NOT ALPHA THEN GOTO
       SYNTAX
10820 TRAP 10850:INPUT EVAL:TRAP UNTRAP
10830 VARIABLES(ALPHA)=EVAL
10840 GOTO GETNC
10850 PRINT "??? MUST INPUT A NUMBER, RE
      PEAT..."
10860 GOTO 10820
10900 REM ===EXECUTE CALL===
10910 IF STACK=50 THEN ERR$="TOO MANY CA
      LLS":GOTO ERROR
10920 STACK(STACK,0)=CURLOC
10930 STACK(STACK,1)=CUREND
10940 STACK(STACK,2)A=CURLINE
10950 STACK=STACK+1
10960 GOTO DOGOTO
11000 REM ===EXECUTE END===
11010 PRINT"===END AT LINE ";CURLINE;"==
      ="
11020 C=-1:CURLINE=C:C$=""
11030 RETURN
11100 REM ===EXECUTE FETCH===
11110 GOSUB EXEXP
11120 IF C$<>"," THEN GOTO SYNTAX
11130 GOSUB GETNC:IF{2 SPACES}NOT ALPHA
      THEN GOTO SYNTAX
11140 TRAP BADVALUE:VARIABLES(ALPHA)=PEE
      K(EVAL)
11150 TRAP UNTRAP:GOTO GETNC
11200 REM ===EXECUTE NEW===
11210 RUN
11300 REM ===EXECUTE RETURN===
11310 IF STACK=0 THEN ERR$="NO MATCHING
```

```
      CALL":GOTO ERROR
11320 STACK=STACK-1
11330 CURLOC=STACK(STACK,0)
11340 CUREND=STACK(STACK,1)
11350 CURLINE=STACK(STACK,2)
11360 GOSUB EXEXP:REM IGNORE...ALREADY P
      ROCESSED
11370 RETURN
11400 REM ===EXECUTE STORE===
11410 GOSUB EXEXP:ADDRESS=EVAL
11420 IF C$<>"," THEN GOTO SYNTAX
11430 GOSUB EXEXP
11440 TRAP BADVALUE:POKE ADDRESS,EVAL
11450 TRAP UNTRAP:RETURN                ©
```


Use the card in the back of this magazine to order your

COMPUTE! Books

NEW FOR ATARI

diskwiz

COMPLETE & AFFORDABLE DISK EDITING REPAIR & DUPLICATION SYSTEM FOR ATARI OR PERCOM DRIVES

• single load • fast mach. lang. • repair, explore, dup dos/non-dos sectors • simultaneous hex/ascii display and editing • print out all modes to any printer • dumps special & inverse chars to EPSON graftax & NEC 8023 • fast mapping and byte searches • file link trace • speedcheck and adjust • block move • auto link pointer, file code change • vtoc bit map changes or check • cross sector disassembler • fast/slow copy • 1 or 2 drives • hex-dec-asc conv. • complete manual • create "bad" sectors • fix deleted or open files • fix dup filenames • safely use non-formattable disks • easy, fast, complete • see review Analog 11 • now for 1200XL too!

All this for only $28.95 postpaid

Don't waste your money on simple copiers or more expensive programs that don't deliver as much.

48 hr. shipping for cashiers checks & money orders. Allow up to 3 weeks for personal checks, — C.O.D. add $2.00.

Club & dealer enquiry encouraged.

Soon to be released: ***PRINTWIZ***

Ask for it at your local dealer.

ALLEN MACROWARE

(213) 376-4105
P.O. Box 2205
Redondo Beach, CA 90278
1906 Carnegie Lane "E"

Atari, Epson, NEC & Percom, are trademarks of Atari, Inc., Epson America, Nippon Electric Company, Percom Data respectively.

Get More From Your PET/CBM!

NEW! • **24K MEMORY EXPANSION** ($129-$239)
Give your PET/CBM a boost to 32K!
Loaded with nifty features. Low, low power.

• **"Real World" SOFTWARE** ($17 - $25)
Word Processor, Mailing List, Catalog, Ham Radio, Frequency Counter.
"OLD" 8K PETs

• **2114 - TO - 6550 RAM ADAPTER** ($12-$25)
Replace 6550 RAMs with low cost 2114s. *Hundreds Sold!*

• **4K MEMORY EXPANSION** ($16 - $62)
Low cost memory expansion using 2114s for bigger programs.

Write for FREE Catalog!

Professional Products at Personal Prices
OPTIMIZED DATA SYSTEMS
Dept. C, P.O. Box 595 - Placentia, CA 92670

VISA

DISK-O-MATE trademark Optimized Data Systems -- PET/CBM trademark Commodore

C-64/VIC 20/PET/CBM OWNERS

ROADTOAD - Hop your toad across 5 lanes of traffic, avoid deadly snakes, and dodge the dreaded toad-eaters. Cross a raging river full of logs, turtles, alligators, and park your toad in the safety of a harbor. Each time you park 5 toads, you enter a tougher level where the action is faster and the toad-eaters are more numerous. ROADTOAD is written in machine language and uses high resolution graphics. The sound effects are excellent and you can use a joystick or the keyboard to control your toad.
CASS/5K/VIC 20/C-64 ..... **(Includes Shipping/Handling) $19.95**
[CALIF. RES. ADD 6% SALES TAX]

CHICKEN CHASE - Help your hapless hen avoid hungry chicken hawks, sneaky coyotes, and fiendish zompys. If your chicken gets into trouble, "hyper-hen" to a new spot on the maze. If your chicken travels the entire maze, you advance to the next level where the action is faster and the predators more numerous. Hi-res graphics, great sounds, and machine language help make CHICKEN CHASE a hilarious fun-filled game for the whole family.
CASS/5K/VIC-20/C-64 ..... **(Includes Shipping/Handling) $19.95**
[CALIF. RES. ADD 6% SALES TAX]

Write For FREE Catalog

NIBBLES & BITS, INC.
P.O. BOX 2044
ORCUTT, CA 93455

Write For FREE Catalog

COMMODORE USERS

Join the largest, active Commodore users group. Benefit from:

— Access to hundreds of public domain programs on tape and disk for your **Commodore 64, VIC 20** and **PET/CBM.**

— Informative monthly club magazine **THE TORPET.**

Send $1.00 for Program & Information Catalogue.
(Free with membership).

Membership Fees for 12 Months		
	Canada	— $20 Can.
	U.S.A.	— $20 U.S.
	Overseas	— $30 U.S.

Toronto Pet Users Group
Department "S"
1912A Avenue Road, Suite 1
Toronto, Ontario, Canada M5M 4A1

* LET US KNOW WHICH MACHINE YOU USE *

Converting VIC And 64 Programs To PET

Jim Butterfield, Associate Editor

This handy, short program will automatically fix VIC or 64 programs so they will run correctly on the PET/CBM.

BASIC programs move freely from PET, VIC, or Commodore 64 to the VIC or 64. But they don't flow easily to the PET from the other machines.

If you have a disk, this "Program Converter" will convert your BASIC programs easily and quickly. It will run on PET, VIC, or Commodore 64. The programs must be free from special PEEKs and POKEs, of course; but regular BASIC will work fine on any machine. Program Converter just helps you load it to the PET.

Programs which have been converted will load to any machine: PET, VIC (any memory configuration), and Commodore 64. Before conversion, the PET wasn't in the list; the other machines were capable of adjusting to "foreign" programs.

Type in Program Converter and run. It will ask you for the name of the program you wish to convert (say, a BASIC program written on the 64). Enter the name, and it will then ask you for the new name you wish to give to the converted program. Supply the name, and the job's under way.

If you have a dual drive, the new program will always be written to drive zero. After you have converted the program, the new version will still load without problems to the VIC or 64, but will also load to a standard PET.

The Program

```
100 PRINT "VIC/64 TO PET"
110 PRINT "PROGRAM CONVERTER"
120 PRINT
130 X=150:POKE X,127
140 IF ST<>127 THEN X=144
150 DATA 162,1,32,198,255,32,228,255,166
    ,150,8,72,32,204,255
160 DATA 162,2,32,201,255,104,32,210,255
    ,32,204,255,40,240,226,96
170 FOR J=828 TO 858 :READ A:POKE J,A:T=T
    +A:NEXT J
180 POKE 837,X:IF T<>4396 THEN STOP
200 CLOSE1:CLOSE2:CLOSE15
210 OPEN 15,8,15
220 INPUT "BASIC PROGRAM";B$
230 OPEN 1,8,3,B$+",P,R"
240 INPUT #15,E,E$,E1,E2
250 IF E THEN PRINT E$:GOTO 200
260 GET #1,A$,B$
270 IF A$<>CHR$(1) THEN PRINT "OOPS!":GO
    TO 200
280 INPUT "NEW NAME";N$
290 OPEN 2,8,4,"0:"+N$+",P,W"
300 INPUT #15,E,E$,E1,E2
310 IF E THEN PRINT E$:GOTO200
320 PRINT #2,A$;CHR$(4);
330 SYS 828
340 CLOSE2:CLOSE1:CLOSE15
350 PRINT"DONE."
```

The Machine Language

It may be instructive to examine the simple machine language program which does the job. Machine language isn't vital, of course; it just speeds things up. Let's look at it. At the time this part of the program runs, the files have been opened.

```
    Get a character from the input:
    (connect the input)
033C  A2 01     LDX  #$01
033E  20 C6 FF  JSR  $FFC6
    (get the character)
0341  20 E4 FF  JSR  $FFE4
    (get ST and stack it away)
    (on VIC/64, STATUS is hex 90)
0344  A6 96     LDX  STATUS
0346  08        PHP
    (stack the input character)
0347  48        PHA
    (disconnect the input)
0348  20 CC FF  JSR  $FFCC
    (connect the output)
034B  A2 02     LDX  #$02
034D  20 C9 FF  JSR  $FFC9
    (get character and send)
0350  68        PLA
0351  20 D2 FF  JSR  $FFD2
    (disconnect the output)
0354  20 CC FF  JSR  $FFCC
    (recall ST from stack)
0357  28        PLP
0358  F0 E2     BEQ  REPEAT
    (quit if ST non-zero)
035A  60        RTS
```

If you type Program Converter into a VIC or 64, you might like to have it convert itself. That way, you'll have a universal program converter, one that will work on the PET. By the way, the machine language won't get in the way, since it's POKEd into place by the BASIC program.

Copyright © 1983 Jim Butterfield. ©

How To Create A Data Filing System

Part II. Planning The Output

Jim Fowler

Part I of this article covered the goals to keep in mind and the kinds of disk files that could be used in a data filing system. From painful experience, I can tell you that the most important planning begins with the output functions of a program. This will determine the best way to file the data. That will, in turn, define the nature of the input functions. There are two aspects to the problem: how to encode the data and how to search the file. Again, it's best to work backwards. Let's look at searching first.

Searching Takes Time

Let's say you want to search your file. You have data that you want to match up with data in the file – maybe an author's name – and you want the titles of the books by that author. The author's name will be used as the *key*, and you want to retrieve all the records having an author's name identical to the key.

First, you have arranged the data within the records so the program can find the author's name. Maybe it is the first 16 bytes in the record. You can read that from the disk and compare it to the key. If they match, you have a *hit*, otherwise you have a *miss*. Maybe you want all the hits to be printed or displayed on the screen. Maybe you want both, or, as I arranged to do in one of my programs, you can preview a hit on the screen and opt to have it printed for later use.

However, there is a serious problem here. It may take only a second or two to get the author's name from the disk, and the comparison with the key runs quite fast. But if you have a thousand records to search through at one second each, it's going to take about 20 minutes to go through the file – and that's not allowing any time for the printer to print or the user to preview records on the screen. You could flip through a lot of cards in a card file in 20 minutes. How can you get around this?

Creating An Index File

The answer is an *index file*; see Figure 1. You keep a separate file of authors' names, probably in the same order as the records on the disk. Because this file sits in RAM, searching is much faster. Furthermore, you may be able to make the program search while contemplating the last hit on the screen, or while the printer is printing. Then, the only delay is in retrieving the first hit. After that, the search appears instantaneous. Index files are almost a necessity if you have many records and want to retrieve them in anything other than top-to-bottom order. Even a mailing list ought to be retrievable in alphabetical order or by zip code, for example.

This brings up another problem: the index file (or files) will have to be recorded on the disk, too. The longer the file, the longer it will take to save it when you are through entering data – and the more space you will need in RAM. So give thought to keeping index files as short as you can and as easy to save as possible. This means using index words (entries into the index file) which are both short and packed with information. Look at your data with this in mind.

I found that last names can usually be reduced to the first eight letters. The number of false hits is quite tolerable, especially if you plan to preview the hits for other reasons. Now and then you will look for WADSWORTH and get WADSWORTHENSON, but that has to be traded off against using a nine-letter index word which makes a thousand-record index a thousand bytes longer. You will have to compromise somewhere.



COM-STAR F/T

Tractor Friction Printer

only $259

• Lowest price quality tractor friction printer in the U.S.A. • Fast 80 characters per second
• 40, 46, 66, 80, 96, or 132 characters per line spacing • Prints labels, letters, graphs, and tables
• List your programs • Print out data from modem services

Deluxe COMSTAR F/T PRINTER — $259.00

The Comstar is an excellent addition to any micro-computer system. (Interfaces are available for Apple, VIC-20, Commodore-64, Pet, Atari 400 and 800, and Hewlett Packard). At only $259 the Comstar gives you print quality and featuers found only on printers costing twice as much. Compare these features.

• **BI-DIRECTIONAL PRINTING** with a LOGIC SEEKING CARRIAGE CONTROL for higher through-put in actual text printing. 80 characters per second.

• **PRINTING VERSATILITY:** standard 96 ASCII character set plus block graphics and international scripts. An EPROM character generator includes up to 224 characters.

• **INTERFACE FLEXIBILITY:** Centronics is standard. Options include EIA RS232C, 20mA Current Loop. (Add $20.00 for RS232)

• **LONG LIFE PRINT HEAD:** 100 million character life expectancy.

• **THREE SELECTABLE CHARACTER PITCHES:** • 10, 12 or 16.5 characters per inch. 132 columns maximum. Double-width font also is standard for each character pitch.

• **THREE SELECTABLE LINE SPACINGS:** 6, 8 or 12 lines per inch.

• **PROGRAMMABLE LINE FEED:** programmable length from 1/144 to 255/144 inches.

• **VERTICAL FORMAT CONTROL:** programmable form length up to 127 lines, useful for short or over-sized preprinted forms.

• **FRICTION AND TRACTOR FEED:** will accept single sheet paper.

• **224 TOTAL CHARACTERS**

• **USES STANDARD SIZE PAPER**

If you want more try —

Premium Quality COMSTAR F/T SUPER-10" PRINTER — $299.00

More Features Than MX-80

For $299 you get all of the features of the Comstar plus 10" carriage 120 cps, 9x9 dot matrix with double strike capability for 18 x 18 dotmatrix. High resolution bit image (120 x 144 dot matrix), underlining, backspacing, 2.3K buffer, left and right margin settings, true lower descenders, with super and subscripts, and prints standard, Italic, Block Graphics, special characters, plus 2K of user definable characters. For the ultimate in price performance the Comstart F/T Super 10" leads the pack!

80 COLUMN PRINTER $189

Super silent operation, 60 CPS, prints Hi-resolution graphics and block graphics, expanded character set, exceptionally clear characters, fantastic print quality, uses inexpensive thermal roll paper!

Double Immediate Replacement Warranty

We have doubled the normal 90 day warranty to 180 days. Therefore if your printer fails within "180 days" from the date of purchase you simply send your printer to us via United Parcel Service, prepaid. We will IMMEDIATELY send you a replacement printer at no charge via United Parcel Service, prepaid. This warranty, once again, proves that WE LOVE OUR CUSTOMERS!

15 DAY FREE TRIAL

OTHER OPTIONS

Extra Ribbons	$ 5.95
Roll Paper Holder	32.95
Roll Paper	4.95
5000 Labels	19.95
1100 Sheets Fan Fold Paper	13.95

Add $20.00 shipping, handling and insurance. Illinois residents please add 6% tax. Add $40.00 for CANADA, PUERTO RICO, HAWAII, ALASKA orders. WE DO NOT EXPORT TO OTHER COUNTRIES. Enclose cashiers check, money order or personal check. Allow 14 days for delivery, 2 to 7 days for phone orders, 1 day express mail available!! Canada orders must be in U.S. dollars.

PROTECTO ENTERPRIZES (We Love Our Customers)
BOX 550, BARRINGTON, ILLINOIS 60010
Phone 312/382-5244 to order

COMSTAR F/T

ABCDEFGHIJKLMNOPQRSTUVWXYZabcdefghijk
lmn opqrstuvwxyz 1234567890
ABCDEFGHIJKLMNOPQRSTUVWXYZabcdefghijklmnopqrstuvwxyz1234567890

SUPER-10"

ABCDEFGHIJKLMNOPQRSTUVWXYZ
ABCDEFGHIJKLMNOPQRSTUVWXYZ 1234567890

Two Kinds Of Search

Another consideration is that there are two fundamentally different kinds of search. One is a match: like the author's name, it's an identity match. The other is a *topic* match. An example of this is looking for books on certain subjects. In this second case, the subjects are "contained in" the record, but the book might also include subjects you haven't asked for and don't care about. The match isn't an identity; let's call it a "contained-in" match. How you implement this depends on how you encode the information on subjects.

I recommend that you use a bitmap type of code as illustrated in Figure 2. Program 1 gives a sample "identity search" in both BASIC and machine language. Program 2 does the same for the "contained-in" search.

There are a few techniques you need to use. First, you set up a general buffer to use in inputting keys and index words. The same routine used for generating an index word (say, from an author's last name) can be used to put the comparable index word into this buffer. Carefully consider how you encode the data in light of your retrieval problems. A few hours at this stage can make a tremendous difference in the result.

If your key for an identity search is not as long as the index words compared with it, fill the rest of the space with nulls. In the search routine (as shown in the programs) the program returns as soon as it hits a null. That way you can input "SMITH" and find all the Smiths or even just "S" and get all the authors whose names start with S.

If you want to retrieve records by a combination of these search methods, you can do it by using them in sequence. For example, do an identity search first. Then, when you have a hit, check for the second kind, the contained-in search. If the record passes both tests, you have a full hit. This allows you to set up keys that are a mixture of "must-have" and "don't-care" data.

Record Formatting

Now it is time to decide how your records are to be set up. If you are using relative records (each record the same length – like pigeonholes), you have the same arrangement problem within a record as you had deciding the type of record to use.

Your record can be divided up into "fields." Each record will have the same size fields. One field will be the author's name, another the year of publication (four bytes can encode a four-digit year, or you can subtract 1792 from the year and encode all the years from 1792 to 2047 with only one byte). Each field will have to be big enough to hold the largest string of data you will ever want to store there. Book titles in my file take 80 bytes, and even then I have to condense the longer titles.

Take your time deciding your record format. Since you will be reading a record from the disk only to display it (not for searching purposes), it is best to have the data in a few long strings rather than in shorter chunks. Author and year could be one ASCII string – then the input from the disk and the display on the screen (or printer) is easy to program. Numeric data can be either floating point or integer.

Working with output is the next step, and we'll cover that in the next issue.

Figure 1: Index files contain parts of records for rapid searching.

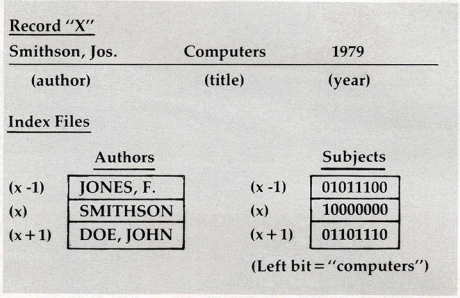

Figure 2: Subjects or other yes-no data can be coded by individual bits.

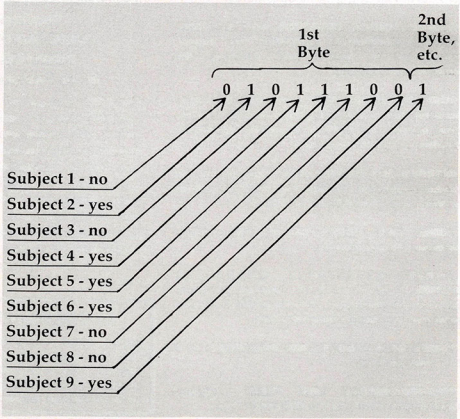

Program 1:

Identity Search In BASIC And Machine Language

Start with SYS (or JSR) to "BEGIN"; routine will return with number of record hit in register. If that

PRO SPORTS STATS

"THE EDGE..."

LET YOUR HOME COMPUTER HELP YOU PICK SUNDAY'S WINNERS ON SATURDAY.

AVAILABLE NOW THROUGH MODERN COMPUTER TECHNOLOGY
COMPLETE PROFESSIONAL FOOTBALL RECORDS FROM 1970 — RIGHT UP TO THE MINUTE

All of the history, information and data needed to help you pick winners against the spread available at your fingertips.

Available for Apple, I.B.M. P.C., Radio Shack, Commodore 64 and other micro computers. Comes with Data Base, operating program and instruction manual.

EASY TO USE!

AUTOMATICALLY UPDATED EACH WEEK!

Data Base Includes:
- -Every win/loss record since 1970
- -Every team's record against the spread
- -History of points scored and points against for over/under
- -History of every coach
- -Artificial or natural turf
- -Includes USFL
- -Automatically updated each week computer to computer



ANSWER QUESTIONS LIKE THESE IN SECONDS

-What is Miami's record against the spread from 1978 on when they play Buffalo?
-What is their record against the spread from 1970 when they play any team on natural turf?
-What is their record against the spread from 1975-80 when they are 5 point or more favorites and playing at home?
-From 1976 on, if any team is a 4-point favorite and playing at home, what is its chance of beating the spread?
-What is a team's chance of beating the spread at home after three consecutive wins against the spread?

YOU SIMPLY WON'T BELIEVE THE QUANTITY OF IMPORTANT DATA AVAILABLE AT YOUR FINGERTIPS HELPS YOU SELECT WINNERS

YOU SELECT THE TEAMS, CRITERIA, AND THE TIME FRAME

FULL GUARANTEE
Run this program on your computer for seven days and if not completely satisfied, return it for a full refund.

ORDER NOW AND SAVE

Order before September 15, 1983 and pay only $285. Regular price $495. Weekly computer update only $15 per month for one season (Regular $25). 40% discount on baseball, hockey or basketball programs you may purchase.

☐ **Rush me my Data Base Program and Operating Manual for Pro Football Stats. If I order before September 15, I pay only $285 and will pay only $15 per month for a weekly update for one season along with a 40% discount on other Pro Sports Programs.**

☐ **Enclosed is my check for $25. Send me a Demo disk and instruction manual. My $25 will be applied toward the purchase price should I decide to buy Pro Football Stats.**

☐ **I'm not convinced, send me more information.**

Name _____
Street _____
City _____ State____ Zip ____
Telephone _____

Make check payable to:
Eastern Computer Consulting Associates, Inc.,
11 Dick Drive, Worcester, MA 01609
(617) 757-3131 Ext. 101

CMA

number is zero, then no more hits. After a hit, continue search with SYS (or JSR) to "DECPT."

"BEGIN" Put KEY into BUFFER.
Set POINTER from NEXT EMPTY RECORD No.

"DECPT" Decrement POINTER by one. If zero, then RETURN.

(in BASIC)

```
10 AD=POINTER*LEN+OFFSET
20 FOR I=0  TO LEN-1
30 X=PEEK(BUFFER+I)
40 IF X=0 THENRETURN
50 IF PEEK(AD+I)<>X  GOTO"DECPT"
60 NEXTI:RETURN
```

(in machine language)

Put POINTER*LEN in REGISTER
Add OFFSET to REGISTER

```
      LDY #0
"CONT"LDA (REGISTER),Y
      BEQ "END"
      CMP (BUFFER),Y
      BNE "DECPT"
      INY
      CPY #LEN
      BCC "CONT"
 "END"RTS
```

Note: LEN = index word length
OFFSET = address of zero'th index word

Program 2:
Contained-in Search In BASIC And Machine Language

The operation is similar to routine in Program 1.

"BEGIN" Put KEY into BUFFER.
Set POINTER from NEXT EMPTY RECORD No.

"DECPT" Decrement POINTER by one. If zero, then RETURN.

(in BASIC)

```
10 AD=POINTER*LEN+OFFSET
20 FOR I=0  TO LEN-1
30 X=PEEK(BUFFER+I)
40 IF(PEEK(AD+I)ANDX)<>X THEN RETURN
50 NEXTI:RETURN
```

(in machine language)

Put POINTER*LEN in REGISTER
Add OFFSET to REGISTER

```
      LDY #0
"CONT"LDA(POINTER),Y
      EOR #$FF
      EOR (BUFFER),Y
      INY
      CPY #LEN
      BCC "CONT"
      RTS
```

Note: LEN is index word length
OFFSET is address of zero'th index word. ©

GIVE YOUR VIC20 & 64 IEEE PLUS RS232

VIC and 64 users

Would you like to be able to access **any** of these peripherals from your computer?

- ⅓ megabyte disks (Commodore 4040 drive)
- 1 megabyte disks (Commodore 8050 drive)
- 10 megabyte disks (Commodore 9090 hard disk
- Printers including a wide range of inexpensive IEEE and RS232 matrix and quality printers
- IEEE instruments such as volt meters, plotters etc.

Now you are no longer limited by the VIC or the 64's serial bus. Simply by attaching INTERPOD you can vastly increase the power of your VIC 20 and when used with the new 64, INTERPOD turns the computer into a really powerful system.

With INTERPOD the VIC and 64 become capable of running really professional quality software such as Word-processing, Accounting, Instrument control and many more.

INTERPOD will work with any software. No extra commands are required and INTERPOD does not affect your computer in any way.



Using INTERPOD is as easy as this:

Simply plug INTERPOD into the serial port of your computer, power-up and you are ready to communicate with any number of parallel and serial IEEE devices and any RS232 printer.

INTERPOD

$180

SJB DISTRIBUTORS INC. 10520 Plano Road, Suite 110, Dallas, Texas 75238 Tel. 214 343 1328
LIMBIC SYSTEMS INC. 1056 Elwell Court, Palo Alto, CA 94303 Tel. 415 964 8788

Neat Numbers On The VIC

Daniel E. Dick

These subroutines will print numbers and display calculations on a TV or a printer in easily read columns. There are several solutions here to common formatting problems.

I use a VIC-20 and VIC-1515 printer in designing programs for my work in energy studies. I find that the familiar TAB and the CHR$(16) functions leave something to be desired when you are sending numbers to a monitor or printer. Both TAB and CHR$ left justify columns of numbers. The VIC-20 also does not include a PRINT USING statement for right justifying columns of numbers or for placing commas between numerical units in the thousands.

As you can see from these examples:

99999 is more easily read as 99,999
12345678 is more easily read as 12,345,678

And a column of numbers is more easily read (and checked for addition) if it is right justified as well. The column of numbers to the right is easier to read and total:

50.65	50.65
1.10	1.10
250.40	250.40
2500.00	2500.00

Program 1 is a short and simple program to right justify and display real numbers on the screen.

Input	Output
.01	.01
.1	.1
1	1
1.2	1.2
1.21	1.21
11	11
11.2	11.2
11.21	11.21
111	111
111.21	111.21

Program 2 right justifies and prints integers up to 999999999 (999,999,999) – VIC's limit of standard notation.

INPUT	OUTPUT
9	9
99	99
999	999
9999	9,999
99999	99,999
999999	999,999
9999999	9,999,999
99999999	99,999,999
999999999	999,999,999

Program 3 right justifies and prints real numbers up to 9999999.99 (9,999,999.99) which is the limit of standard notation in the VIC-20.

INPUT	OUTPUT
.09	.09
.9	.90
9	9.00
9.99	9.99
99	99.00
99.99	99.99
999	999.00
9999	9,999.00
99999.5	99,999.50
999999	999,999.00
9999999	9,999,999.00

Program 4 displays and prints specific data and calculated results in a tabular form that is legible and understandable. Programs 2 and 3 have been integrated into the main program in lines 5000-5050 and 5100-5180.

Lines 10000-10050 are a helpful subroutine for renumbering lines (published in **COMPUTE!**, April 1982).

Your Energy Consumption For Space Heat During Year Chosen:

NO. UNITS	UNIT	FUEL	UNIT COST	FUEL COST
1,100.00	GALS	OIL	1.27	1,397.00
1,450.00	CCF	NATURAL GAS	.65	942.50
12,345.00	KWH	ELECTRICITY	.09	1,111.05
5.50	CORDS	WOOD	95.00	522.50
4.75	TONS	COAL	166.00	788.50
			TOTAL COST	$ 4,761.55

NO. UNITS	UNIT	FUEL	BTU/UNIT	BTU'S CONSUMED
1,100.00	GALS	OIL	140,000	154,000,000
1,450.00	CCF	NATURAL GAS	100,000	145,000,000
12,345.00	KWH	ELECTRICITY	3,414	42,145,830
5.50	CORDS	WOOD	20,000,000	110,000,000
4.75	TONS	COAL	20,000,000	95,000,000
			TOTAL	546,145,830

Program 5 brings us back full circle to Program 1, with line 15 transferring control to the printer.

OUTPUT
.01
.1
1
10
100
1000

Program 1:
Right-Justified Real Numbers Displayed On Screen

```
10 REM..RIGHT JUSTIFY TO SCREEN
20 INPUT"A NUMBER";N
30 IF N=>1 THEN PRINT TAB(15-LEN(STR$(IN
   T(N))))N
40 IF N<1 THEN PRINT TAB(14)N
50 GOTO 20
60 END
```

Program 2:
Right-Justified Integers Up To 999999999

```
10 REM..RIGHT JUSTIFY2
20 OPEN1,4
25 PRINT#1,CHR$(16)"07INPUT";CHR$(16)"46
   OUTPUT"
27 PRINT#1,CHR$(16)"07[5 T]";CHR$(16)"
   46[6 T]":PRINT#1
30 INPUT"A NUMBER";N
40 IF N<1 THEN PRINT TAB(14)N
50 BL$="{11 SPACES}"
60 GOSUB 900
70 PRINT#1,CHR$(16)"06"N;CHR$(16)"40"S$
80 GOTO 30
90 CLOSE1,4
900 N=INT(N):S$=STR$(N)
910 L=LEN(S$):S$=MID$(S$,1,L)
920 S$=RIGHT$(BL$,10-L)+S$
930 IF N<=999 THEN S$=LEFT$(S$,7)+"
    {2 SPACES}"+RIGHT$(S$,3)
940 IF N>999 AND N<=999999 THEN S$=" "+L
    EFT$(S$,7)+","+RIGHT$(S$,3)
950 IF N>999999 THEN S$=LEFT$(S$,4)+","+
    MID$(S$,5,3)+","+RIGHT$(S$,3)
970 RETURN
```

Program 3:
Right-Justified Real Numbers up to 9999999.99

```
10 REM..RIGHT JUSTIFY3
20 OPEN1,4
25 PRINT#1,CHR$(16)"07INPUT";CHR$(16)"46
   OUTPUT"
27 PRINT#1,CHR$(16)"07[5 T]";CHR$(16)"
   46[6 T]":PRINT#1
30 INPUT"A NUMBER";N
32 DEF FNR(N)=(INT(100*N+0.5))/100
34 N=FNR(N)
40 W=N*100
50 BL$="{13 SPACES}"
60 GOSUB 900
70 PRINT#1,CHR$(16)"06"N;CHR$(16)"37"S$
80 GOTO 30
90 CLOSE1,4
900 S$=STR$(W)
910 L=LEN(S$):S$=MID$(S$,1,L)
913 IF L=2 THEN S$=MID$(BL$,1,12)+".0"+R
    IGHT$(S$,1):RETURN
915 D$="."+RIGHT$(S$,2)
917 S$=LEFT$(S$,L-2)+D$
920 S$=RIGHT$(BL$,12-L)+S$
930 IF N<=999.99 THEN S$=LEFT$(S$,7)+"
    {2 SPACES}"+RIGHT$(S$,6)
940 IF N>999.99 AND N<=999999.99 THEN S$
    =" "+LEFT$(S$,7)+","+RIGHT$(S$,6)
950 IF N>999999.99 THEN S$=LEFT$(S$,4)+"
    ,"+MID$(S$,5,3)+","+RIGHT$(S$,6)
970 RETURN
```

Program 4:
Numerical Data Displayed And Printed In Tabular Format

```
20 REM..ENERGY ANALYSIS1
30 OPEN1,4
40 PRINT#1:PRINT#1
50 GOTO 290
```

Standard VIC 20

no additional memory needed

(CG008) Alien Panic $12.95
Race against time as your guy digs holes to trap aliens in 4 floor laddered, brick construction site. Requires joystick.

(CG096) Antimatter Splatter $24.95
This game is as good as its name. Another pure machine code game, this one is fast! The alien at the top of the screen is making a strong effort to rid the world of humankind by dropping anti-matter on them. The splatter cannon and you are our only hope as more and more antimatter falls. Joystick again is optional equipment.

(CG026) Collide $12.95
"Vic" controls one, you the other as cars go opposite directions on 4 lane track. Requires joystick.

(CG094) Exterminator $24.95
Recently scoring a rating of 10 out of a possible 10 this game was praised as "one of the best I've seen on any computer" by a prominent reviewer in a leading magazine. The idea is to shoot a centipede before it overuns you, the problem being every time you hit it, it divides into two separate shorter ones. Several other little creatures bounce around during this struggle. All of them lethal. 100% machine language makes the rapid fire action very smooth. A joystick is optional, but as always, recommended, (a trac ball is also very nice!).

(CG054) Krazy Kong $12.95
Three screens, a gorilla, barrels, and changing difficulty levels help to make this one of our most popular. Joystick optional.

(CG098) Racefun $19.95
Extensive use of multicolored character capabilities of the "Vic" make this one very appealing to the eye. Fast all machine language action, quick response to the stick or keyboard controlled throttle, combine with the challenge of driving in ever faster traffic to make it appeal to the rest of the body. Joystick controlling is an option.



(CG058) Rescue From Nufon $12.95
Must find 30 hostages in this 100 room, 5 story, alien infested, graphic adventure game. A continual big seller. Keyboard only (n. = north w = west etc.)

(CG068) The Catch . . . $12.95
Another all machine language game based on the principle that one person with one joystick guiding one catch/shield can catch everything that one alien can throw at one. The action comes slowly at first but by the fourth wave you'll be aware of . . . "The Catch" . . .

Expanded Memory Vic 20 Games

(CG090) Defender On Tri $19.95
Pilot a defender style ship on mission to save trapped scientists from a fiery fate (they are aboard an alien vessel deep in the gravity well of sol). Excellent graphics. Short scene setting story in the instructions. "Defender On Tri" requires at least 3K added memory.

(CG092) 3D Man $19.95
The maze from probably the most popular arcade game ever, with perspective altered from overhead to eye level. The dots, the monsters, the power dots, the side exits, the game is amazing. "3D Man" requires at least 3K added memory.

(CG088) Space Quest $19.95
Our first 8K memory expander game and its a beauty. The scene (a short story is included) is far in the future, a time when man's knowledge has reduced an entire galaxy into a mapped series of quadrants. This game has stratagy (you plot your own hyperspace jumps on Galaxy map), action (against a starry background you find yourself engaged in a dogfight, laser style), exploration (you must fly your ship deep into caverns to pick up necessary fuel). "Space Quest" requires at least 8K memory expansion and a joystick.

Commodore 64

(CG602) 3D-64, Man $19.95
This available on the expanded "Vic 20" game, has been completely rewritten for the 64 and uses sprites, sounds, and other features not available on the "Vic". This one requires a joystick.

NUFEKOP

P.O. Box 156, Shady Cove, Oregon 97539-0156 Mastercard and Visa cards accepted **C.O.D. Orders...call (503) 878-2113**

VIC is a trademark of Commodore Business Machines, Inc.

Games will be on tape unless you request disk. Ask for our FREE catalog!

```
290 PRINT#1,"YOUR ENERGY CONSUMPTION FOR
     SPACE HEAT DURING YEAR CHOSEN:"
300 DIM QUAN(5),QUAN$(5),UNIT$(5),FUEL$(
    5),CST(5),CST$(5),ENCST(6),ENCST$(6)
310 PRINT#1
320 PRINT#1,CHR$(16)"08NO.UNITS";CHR$(16
    )"20UNIT";CHR$(16)"30FUEL";
330 PRINT#1,CHR$(16)"51UNIT COST";CHR$(1
    6)"66FUEL COST"
340 PRINT#1,CHR$(16)"08[8 T]";CHR$(16)
    "20[4 T]";CHR$(16)"30[11 T]";
350 PRINT#1,CHR$(16)"51[9 T]";CHR$(16)
    "66[9 T]"
360 PRINT#1
370 PRINT"{CLR}INPUT GALS OF FUEL OIL":I
    NPUT QUAN(1)
380 PRINT"INPUT DECIMAL COST PER GAL":IN
    PUT CST(1)
390 PRINT"INPUT CCF OF NATURAL GAS":INPU
    T QUAN(2)
400 PRINT"INPUT DECIMAL COST PER CCF":IN
    PUT CST(2)
410 PRINT"INPUT KWH OF ELECTRICITY":INPU
    T QUAN(3)
420 PRINT"INPUT DECIMAL COST PER KWH":IN
    PUT CST(3)
430 PRINT"INPUT CORDS OF WOOD":INPUT QUA
    N(4)
440 PRINT"INPUT DECIMAL COST PER CORD":I
    NPUT CST(4)
450 PRINT"INPUT TONS OF COAL":INPUT QUAN
    (5)
460 PRINT"INPUT DECIMAL COST PER TON":IN
    PUT CST(5)
470 PRINT"WANT TO CHANGE ANY INPUTS(Y/N)
    ":INPUT C$
480 IF C$="Y" THEN GOTO 370
490 BS$="{12 SPACES}"
500 FOR R=1 TO 5
510 READ UNIT$(R),FUEL$(R)
520 ENCST(R)=QUAN(R)*CST(R)
530 ENCST(6)=ENCST(6)+ENCST(R)
540 N=QUAN(R):W=N*100:GOSUB 5100:QUAN$(R
    )=S$
550 N=CST(R):W=N*100:GOSUB 5100:CST$(R)=
    S$
560 N=ENCST(R):W=N*100:GOSUB 5100:ENCST$
    (R)=S$
570 PRINT#1,CHR$(16)"01"QUAN$(R);CHR$(16
    )"20"UNIT$(R);CHR$(16)"30"FUEL$(R);
580 PRINT#1,CHR$(16)"45"CST$(R);CHR$(16)
    "60"ENCST$(R)
590 NEXT R
600 DATA GALS,OIL,CCF,NATURAL GAS,KWH,EL
    ECTRICITY,CORDS,WOOD,TONS,COAL
610 PRINT#1
615 N=ENCST(6):W=N*100:GOSUB 5100:ENCST$
    (6)=S$
620 PRINT#1,CHR$(16)"64[12 T]"
630 PRINT#1,CHR$(16)"45TOTAL COST
    {2 SPACES}$";CHR$(16)"60"ENCST$(6)
640 PRINT#1
650 GOTO 920
920 PRINT"WAIT FOR PRINTER TO COMPLETE T
    HIS SECTION":PRINT
930 DIM UBTU(5),UBTU$(5),BTUC(6),BTUC$(6
    )
940 PRINT#1,CHR$(16)"08NO.UNITS";CHR$(16
    )"20UNIT";CHR$(16)"30FUEL";
950 PRINT#1,CHR$(16)"49BTU/UNIT";CHR$(16
    )"65BTU'S CONSUMED"
960 PRINT#1,CHR$(16)"08[8 T]";CHR$(16)
    "20[4 T]";CHR$(16)"30[12 T]";
970 PRINT#1,CHR$(16)"49[8 T]";CHR$(16)
    "65[14 T]"
980 PRINT#1
990 FOR R=1 TO 5
1000 UBTU(1)=140000:UBTU(2)=100000:UBTU(
     3)=3414:UBTU(4)=20000000
1010 UBTU(5)=20000000
1020 BTUC(R)=QUAN(R)*UBTU(R)
1030 BTUC(6)=BTUC(6)+BTUC(R)
1040 N=QUAN(R):W=N*100:GOSUB 5100:QUAN$(
     R)=S$
1050 N=UBTU(R):GOSUB 5000:UBTU$(R)=S$
1060 N=BTUC(R):GOSUB 5000:BTUC$(R)=S$
1070 PRINT#1,CHR$(16)"01"QUAN$(R);CHR$(1
     6)"20"UNIT$(R);
1080 PRINT#1,CHR$(16)"30"FUEL$(R);CHR$(1
     6)"45"UBTU$(R);CHR$(16)"65"BTUC$(R)
1090 NEXT R
1095 N=BTUC(6):GOSUB 5000:BTUC$(6)=S$
1100 PRINT#1,CHR$(16)"65[14 T]"
1110 PRINT#1,CHR$(16)"50TOTAL";CHR$(16)"
     65"BTUC$(6)
1120 PRINT#1
1130 PRINT#1
1140 PRINT
1145 END
5000 N=INT(N):S$=STR$(N)
5010 L=LEN(S$):S$=MID$(S$,1,L):S$=RIGHT$
     (BS$,10-L)+S$
5020 IF N<=999 THEN S$=LEFT$(S$,7)+"
     {2 SPACES}"+RIGHT$(S$,3)
5030 IF N>999 AND N<=999999 THEN S$=" "+
     LEFT$(S$,7)+","+RIGHT$(S$,3)
5040 IF N>999999 THEN S$=LEFT$(S$,4)+","
     +MID$(S$,5,3)+","+RIGHT$(S$,3)
5050 RETURN
5100 S$=STR$(W):L=LEN(S$):S$=MID$(S$,1,L
     )
5110 IF L=2 THEN S$=MID$(BS$,1,12)+".0"+
     RIGHT$(S$,1):RETURN
5120 D$="."+RIGHT$(S$,2)
5130 S$=LEFT$(S$,L-2)+D$
5140 S$=RIGHT$(BS$,12-L)+S$
5150 IF N<=999.99 THEN S$=LEFT$(S$,7)+"
     {2 SPACES}"+RIGHT$(S$,6)
5160 IF N>999.99 AND N<=999999.99 THEN S
     $=" "+LEFT$(S$,7)+","+RIGHT$(S$,6)
5170 IF N>999999.99 THEN S$=LEFT$(S$,4)+
     ","+MID$(S$,5,3)+","+RIGHT$(S$,6)
5180 RETURN
9000 REM PAUSE TO READ SCREEN
9010 PRINT"HIT 'RETURN' KEY TO CONTINUE"
9020 INPUT CONT$:RETURN
9990 END
10000 REM..RENUMBER LINES1
10010 Y6=4096:Y7=10
10020 IF PEEK(Y6+3)=6 AND PEEK(Y6+4)=39
      THEN END
10030 Y8=INT(Y7/256):Y9=Y7-256*Y8:POKE Y
      6+3,Y9:POKE Y6+4,Y8
10040 IF PEEK(Y6+5)<>0 THEN Y6=Y6+1:GOTO
       10040
10050 Y7=Y7+10:Y6=Y6+5:GOTO 10020
```

SAVE

SOUTHERN AUDIO VIDEO ELECTRONICS, INC.
1782 Marietta Blvd., N.W., Atlanta, Georgia 30318

commodore VIC20—SPECIAL OFFER



FREE GORTEK & MICROCHIPS VL110 Cassette program (retail value $24.95) with purchase of VIC20 at special low SAVE price $99.00.

Commodore VIC20/64 1541 Single Disk Drive	*
Commodore VIC20/64 1530 Datassette	65.00
Commodore VIC20/64 1525 Printer	*
Commodore VIC20/64 1701 Color Monitor	245.00
Commodore VIC20/64 1600 Vicmodem (Telephone Interface)	92.00

***Call for current price.**

VIC1110 VIC 8K Memory Expander Cartridge	43.00
VIC1111 VIC 16K Memory Expander Cartridge	69.00
VIC1923 Gorf	29.00
VIC1924 Adventure Land Adventure	29.00
VIC1917 The Count	29.00
VIC1929 Personal Finance	29.00
VIC1211A VIC 20 Super Expander	55.00
VIC1212 Programmers Aid Cartridge	45.00
VIC1213 Vicmon Machine Language Monitor	45.00
VL102 Introduction to Basic Programming-Part I	19.00
VL103 Basic Programming-Part II	19.00
VT107A Home Calculation Program Six Pack	44.00
VT164 Programmable Character Set/ Gamegraphics Editor	11.00
VM100 Personal Computing On The VIC20	4.50
VL110 VIC20 Programmers Reference Guide	13.00

Maxell. Mini-Disks. 5¼".

MD-2D	Double sided, double density. For use on TI, Shugart or equivalent (10 pkg.) $47.50
MD-1	Single sided, single density for mini floppy disc drives (10 pkg.) $33.50

Everything you need to support your commodore VIC20

Cardco, Creative Software, EPYX, HES, UMI, WICO, Romox.

Texas Instruments TI-99/4A Home Computer—$109.00*

*After TI manufacturer's rebate of $50.00.



Texas Instruments 10" Color Monitor PHA 4100—$339.00.

Designed to handle the TI Home Computer's wide range of color, graphic and music capabilities with an extra sharp, clear picture and clean, clear sound.

Free speech synthesizer when you buy six solid state software, command cartridges.

PHP 1200 Peripheral Expansion System	$ 182.95
PHP 1220 RS 232 Card	129.95
PHP 1240 Disk Controller Card	183.95
PHP 1250 Expansion System Disk Drive	290.95
PHP 1260 Memory Expansion Card (32K)	219.95
PHP 1270 P-Code Card	182.95
PHP 1280 Pascal Devel System	365.95
PHP 1500 Speech™ Synthesizer	75.95
PHP 1600 Telephone Coupler (Modem)	147.95
PHP 2500 TI Impact Printer	529.00
PHP 1100 Wired Remote Controllers	24.95
PHP 2700 Program Recorder (Includes PHA 26221)	51.95

We carry in stock all hardware and software for TI home computers.

PHM 3026 Extended Basic	$73.95
PHM 3035 Terminal Emulator II	37.95
PHM 3058 Mini-Memory	73.95
PHM 3055 Editor/Assembler	37.95
PHM 3109 TI Logo II	73.95
PHM 3113 Microsoft Multiplan	73.95
PHM 3111 TI Writer	73.95
PHM 3112 Parsec	31.95
PHM 3053 TI Invaders	30.95
PHM 3042T Tunnels of Doom	44.95
PHM 3041T Adventure (Pirate Adv.)	30.95
PHM 3057 Munch Man	30.95
PHM 3006 Home Financial Decisions	23.95
PHM 3044 Personal Report Generator	30.95
PHM 3002 Early Learning Fun	23.95
PHM 3090-97 Milliken Home Math Series K-8th grade	30.95
PHM 3059-62 Scholastic Spelling Level 3-6	41.95
PHM 3046-48 Scott, Foresman, Reading Pkgs	41.95
PHM 3064 Touch Typing Tutor	30.95
PHM 7008 Speaking Scholastic Spelling	165.95
PHM 3122 Plato Interpreter	37.95
PHM 5201-5308 Plato Courseware Series	37.95
PHM 3083-88 Addison Wesley Computer Math Games I-VI	30.95

Get the best prices on hardware and software. For a complete listing of all SAVE's products, send $5.00 for our catalogue (refundable with your first order).

Enjoy the convenience of in-home shopping. Call our toll free number today for orders only.

Use your American Express, VISA, Mastercard, check or money order. Minimum order of $50. Shipping and handling charges are extra. All prices are subject to change without notice. Allow 2-4 weeks for delivery. Prices good through August 15, 1983. *$50.00 TI Rebate expires January 1984.

Order Toll Free 1-800-241-2682 In Georgia (404)-351-8459

Program 5:
Shorter Version Of Right-Justified Real Numbers

```
10 REM..RIGHT JUSTIFY TO PRINTER
15 OPEN1,4:CMD1
18 PRINT TAB(40)"OUTPUT"
19 PRINT TAB(40)"[6 T3":PRINT
20 INPUT N
30 IF N=>1 THEN PRINT TAB(40-LEN(STR$(IN
   T(N))))N
40 IF N<1 THEN PRINT TAB(39)N
50 GOTO 20
60 END                                  ©
```


COMPUTE!
TOLL FREE
Subscription
Order Line
800-334-0868
In NC 919-275-9809

Atari Verify

Michael J. Barkan

Using less than 1K of memory, this utility program for cassette can save you a lot of time and frustration.

I had recently made a CSAVE *and* a LIST"C:" (after about five hours of typing) and *neither* of them had saved the program. This sort of thing is more than distressing. My solution is neither elaborate nor entirely original, but it works.

Ed Stewart's article in *COMPUTE!'s Second Book of Atari* on backing up machine language tapes served as the inspiration for my program. Stewart's program reads a block of data from the cassette tape, puts it in a string, reads another block, adds it to the string, and so on. The string eventually contains the entire program. Of course, the string needs to be as big as the computer's memory, so I couldn't use the method directly.

I know absolutely nothing about machine language except that when I try to change something, the system crashes – so I didn't change anything. The trick was to fool the machine language program. Locations 203 and 204 (decimal) contain the starting address of string A$. All I had to do (sounds easy, now) was reset these locations so that the machine language subroutine would "forget" that it had already put something into A$. This means that A$ needs to hold a maximum of only 128 bytes, the size of one cassette data block. Therefore, this program, once running, takes up less than 1K of memory; A$ just keeps reusing the same 128 bytes.

To use this utility, type it in and save it with LIST"C:". Load the program you want to save, or start typing in a new program. Make sure your program starts at line 10 or higher. CSAVE it. Now ENTER"C:" this utility and run it. It will ask you to start loading the tape with your new program. If the tape runs all the way through and ends with an end-of-file flag, you'll get a "GOOD TAPE" message. If the tape is not readable, you'll get an error message (my favorite is 143), but *your program is still in the computer*, so you can try again. Delete lines 0 through 9 first, though.

If your tape is of the ENTER"C:" variety, just change the 255 in line 4 to 0, and the program will verify it, too.

That's all there is to it. Not quite like having a disk drive, but at least now tape storage will be far less likely to cause you distress.

Atari Verify

```
1 CLR :DIM A$(128):POKE 203,ADR(A$)-
  (INT(ADR(A$)/256)*256):POKE 204,IN
  T(ADR(A$)/256):REM POKE START LOCA
  TION OF A$
2 FOR I=1536 TO 1565:READ A:POKE I,A
  :NEXT I:TRAP 7:REM POKE IN M.L. RO
  UTINE AND SET TRAP FOR END OF FILE
   FLAG
3 ? CHR$(125);"INSERT TAPE TO TEST":
  ? "PRESS ANY KEY TO BEGIN"
4 CLOSE #1:OPEN #1,4,255,"C:":REM CH
  ANGE 255 TO 0 FOR TAPES WITH LONG
  INTER-RECORD GAPS
5 FOR I=1 TO 100000:GET #1,B:X=USR(1
  536):REM LOOP THROUGH THIS MORE TI
  MES THAN ANYONE WILL EVER NEED
6 POKE 203,ADR(A$)-(INT(ADR(A$)/256)
  *256):POKE 204,INT(ADR(A$)/256):NE
  XT I:REM EUREKA!  RESET POINTER TO
   START OF A$
7 IF PEEK(195)=136 THEN CLOSE #1:? C
  HR$(125);"GOOD TAPE":END :REM LOOK
   FOR END OF FILE FLAG
8 ? "ERROR - ";PEEK(195):END :REM TA
  PE IS NOT READABLE
9 DATA 104,174,138,2,134,61,160,0,16
  2,0,185,0,4,129,203,200,230,203,20
  8,2,230,204,196,61,240,3,76,10,6,9
  6                                     ©
```

EXPLORE A NEW DIMENSION IN SOFTWARE



Action!

INTRODUCING ACTION! — Now the fastest 8-bit language

Another first from OSS! ACTION! is a brand new language designed to run on 6502-based computers, including Atari, Apple II, and Commodore 64. A powerful, structured language, ACTION! can draw out a new, higher dimension of performance from these machines, with speeds never seen before. ACTION! combines some of the best features of such languages as Pascal, C, and Algol, and offers speeds over 100 times faster than BASIC interpreters.

ACTION! is ideal for games, music processing, real-time control, and many other applications. But if what you're really looking for is raw speed in compiled code, ACTION! is just for you. There's more . . . ACTION! comes with a 128-column screen editor which rivals word processing programs, as well as a monitor mode which allows you to choose between on-line activities. ACTION!'s unique one-pass compiler will accept code from memory, disk, or cassette, and ACTION! has the ability to include source library files.

ACTION! is provided in cartridge form only. Introductory price for ATARI Version $99.00
Call or write for availability of Apple II and Commodore 64 Versions.

A Strong Software Family

Other major systems software products from OSS include:

BASIC A+	the only logical upgrade to Atari BASIC with extra features for games and business programs....$80.00
C/65	the first native mode "small c" compiler for Atari and Apple computers....$80.00
MAC/65	the finest and fastest complete 6502 macro assembler/editor package you can buy....$80.00
BUG/65	a powerful, self-relocatable debugger. FREE with MAC/65....$34.95

And More...

OS/A+, the first and finest operating system for BOTH Atari and Apple II computers, is NOW included FREE as a part of every OSS systems software package. OS/A+ features a keyboard-driven, easy-to-use command processor, several simple resident commands, and logical and readable requests for even the most sophisticated utility commands. Versions of OS/A+ for some higher capacity drives are available at extra cost.

NOTE: Unless otherwise noted, all OSS products require 48K and at least one disk drive.

ASK YOUR DEALER, or call or write for our brochure.

ATARI, APPLE II, and TINY C are trademarks of Atari, Inc., Apple Computer, Inc., and Tiny C Associates, respectively. MAC/65, C/65, BASIC A+, BUG/65, and OS/A+ are trademarks of Optimized Systems Software, Inc.

OSS **Optimized Systems Software, Inc.** 10379 Lansdale Avenue • Cupertino • California • 95014 • (408) 446-3099

Lyco Computer Marketing & Consultants

TO ORDER CALL US — **TOLL FREE 800-233-8760** — In PA 1-717- 327-1824

PERCOM DRIVE

SINGLE DRIVE AT88	$379.00
ADD ON	$289.00
SINGLE DRIVE 40S1	$479.00
ADD ON	$329.00
DUAL DRIVE 40S2	$845.00
DUAL HEAD SINGLE DRIVE 44S1	$649.00
DUAL HEAD DUAL DRIVE 44S2	$989.00

HARD DISK DRIVES for

APPLE — IBM-PC — TRS-80*

5 MAGABYTE DRIVE	$1099.75
10 MEGABYTE DRIVE	$1399.75
15 MEGABYTE DRIVE	$1799.75
20 MEGABYTE DRIVE	$2275.75

*Add $30.00 for TRS-80 Drives

JOYSTICKS

POINT MASTER $12.75

WICO

APPLE - VIC - ATARI - TI

COMMAND CONTROL	$20.75
RED BALL	$22.75
TRACK BALL	$51.75
EXTENSION CORD	$9.75
APPLE ADAPTOR	$18.95
T.I. ADAPTOR	$9.95

SANYO

MBC 100 (with micropro)	$1549.00
MBC 1250 COMPUTER	$2195.00
MBC 4050 COMPUTER	$2749.00
EFD 160 ADD-ON DISK	$499.00
5500 LETTER QUALITY PRINTERS	$649.00

INTERFACING AVAILABLE FOR

APPLE	EPSON
VIC 20	NEC
ATARI	PROWRITER
VIC 64	SMITH-CORONA

APPLE DUMPLING GX $99.75
APPLE DUMPLING 64...(16 Buffer)...$179.75

PRINTER RIBBONS

PROWRITER	$9.95
NEC	2/$19.75
SMITH CORONA	$8.50
EPSON	$10.95

SAVE on these in-stock PRINTERS

GORILLA GX-100	$199.00
GEMINI 10	$319.00
PROWRITER I 8510	$369.00
NEC 8023	$399.00

OKIDATA 92	$SAVE
OKIDATA 82	SAVE
OKIDATA 83	LOWEST
OKIDATA 84P	PRICE
OKIDATA 93	AVAILABLE
TRACTOR	SAVE
	$49.75

PROWRITER 2P	$699.00
GEMINI 15	$449.00
PRINTMASTER	$1589.00
SMITH CORONA TP1	$549.00
CITOH 8600B	$1025.00
STARWRITER	$1099.00

BLANK DISKETTES

ELEPHANT	$18.25
MAXELL MDI	$32.75
MAXELL MDII	$42.75

DISK CASE (holds 10)	$4.95
DISK CASE (holds 50)	$19.75
ROM CASE (holds 10)	$19.75
KANGROO	$17.75
BULK DISKS (qty 150)	$1.50 ea.

CALL for PRICES on RANA DISK DRIVES MICROMAINFRAME DRIVES

commodore

VIC 20		$CALL
VIC 64		$CALL
1542	DISK DRIVE	$339.75
1525	PRINTER	$339.75
1530	DATASETTE	$69.75
1110	8K RAM	$53.75
1211	SUPER EXPANDER	$53.75
1212	PROGRAMMERS AID	$44.75
1213	VICMON	$44.75
VIC 20 DUST COVER		$6.99
VIC 64 DUST COVER		$6.99
CASSETTE INTERFACE		$29.75
6 SLOT EXPANSION		$89.75
3 SLOT EXPANSION		$29.75

CARDCO

6 SLOT EXPANSION	$79.95
3 SLOT EXPANSION	$24.95
UNIVERSAL CASSETTE INTERFACE	$29.95
VIC 20/64 PRINTER INTERFACE	$59.95
CARDADAPTER/1 (ATARI VCS)	$69.95
16K RAM	$59.95
VIC 64/20 LIGHT PEN	$29.95

MONITORS

NEC JB1260	$125.00
NEC JB1201	$155.00
NEC TC1201	$315.00
AMDEK 300G	$159.00
AMDEK COLOR I	$289.00

MODEMS

ANCHOR MARK I	$79.00
ANCHOR MARK II	$79.00
HAYES SMART	$239.00
HAYES MICRO II	$309.00
CAT	$144.00
D-CAT	$155.00
J-CAT	$115.00
APPLE CAT II	$279.00
212 APPLE CAT	$589.00

Lyco Computer Marketing & Consultants

TO ORDER CALL US

TOLL FREE 800-233-8760

In PA 1-717-327-1824

800 48K . . . $459.00

with purchase of Programmer $49.00

FREE CATALOG with over 60 manuf. for ATARI

ATARI 810 . $409.

ATARI

A Warner Communications Company

HARDWARE

810 DISK DRIVE	$419.00
410 RECORDER	$75.00
1010 RECORDER	$75.00
850 INTERFACE	$164.00
400 16K	$ CALL
400 64K	$
1200 64K	$CALL
1025 PRINTER	$419.75

NEW RELEASES

MINER 2049er	$32.75
ZAXXON	$29.75
MONKEY WRENCH	$52.75
BANK STREET WRITER	$49.75
JUMPMAN	$26.75
PHAROAH'S CURSE	$24.75
FORT APOCALYPSE	$24.75
ELIMINATOR	$18.75
JUMPMAN D	$26.95
SHAMUS 2 C/D	$24.95
PINHEAD C/D	$22.95

BOOK of ATARI SOFTWARE 1983

346 pages $16.75

16K ATARI RAM	$49.75
32K RAM	$69.75
48K RAM	$99.75
64K RAM	$129.75
128K RAM DISK	$399.75
INHOME KEYBOARD	$49.75
TARA KEYBOARD	$99.75
TECHNICAL NOTES	$29.75
80 Column Screen Board	$279.75

PACKAGES

CX482 EDUCATOR	$109.75
CX 483 PROGRAMMER	$51.75
CX488 COMMUNICATOR	$219.00
CX419 BOOKEEPER	$164.75
KX7104 ENTERTAINER	$63.75

SOFTWARE

QIX	$31.75
CXL4012 MISSILE COMMAND	$25.75
CXL4013 ASTEROID	$25.75
CXL4020 CENTIPEDE	$29.75
CXL4022 PACMAN	$29.75
CXL4011 STAR RAIDER	$29.75
CXL4004 BASKETBALL	$25.75
CXL4006 SUPER BREAKOUT	$25.75
CXL4008 SPACE INVADER	$25.75
CX8130 CAVERNS OF MARS	$27.75
CXL4007 MUSIC COMPOSER	$33.75
CXL4002 ATARI BASIC	$45.75
CX8126 MICROSOFT	$65.75
CXL4003 ASSEMBLER EDITOR	$45.75
CX8126 MACRO ASSEMBLER	$69.75
CX415 HOME FILING MANAGER	$41.75
GALAXIAN	$29.75
DEFENDER	$29.75
DIG DUG	$29.75
SPEED READING	$53.75
ATARI WRITER	$54.75
BOOKKEEPER	$102.75
CX4018 PILOT HOME	$54.75
CX 405 PILOT EDUCATOR	$91.75
CX404 WORD PROCESSING	$99.75

ENTERTAINMENT SOFTWARE

CRISIS MOUNTAIN	$25.95
WARLOCKS REVENGE	$25.95
CHOPLIFTER	$22.75
TEMPLE OF ASPHI	$26.75
STAR WARRIOR	$26.75
INVASION ORION	$19.75
KING ARTHUR'S HEIR	$22.75
RESCUE AT RIGEL	$22.75
PACIFIC COAST	$23.75
CANYON CLIMBER	$23.75
CLOWNS & BALLOONS	$23.75
MICRO PAINTER	$23.75
SANDS OF EGYPT	$23.75
APPLE PANIC	$21.75
SERPENTINE	$25.75
STAR BLAZER	$24.75
WIZARD & PRINCESS	$22.75
FROGGER	**$22.75**
CROSS FIRE	$32.75
SAM SPEECH	$45.75
VOICE BOX II	$125.75
GORF (ROM)	$29.75
WIZARD OF WAR	$26.75
PREPPIE 2	**$19.75**
STRATOS	$23.75
SEA DRAGON	$23.75
POOL 1.5	$24.75
POOL 400	$28.75
SPEEDWAY BLAST	$28.75
BAJA BUGGY	$23.75
STARBOWL FOOTBALL	**$28.75**
SUBMARINE COMMANDER	$34.75
JUMBO JET	$34.75
KICKBACK	$34.75
SOCCER	$34.75
SHAMUS	$22.75
SLIME	$22.75

EDUCATIONAL SOFTWARE

STATES & CAPITALS	$12.75
EUROPEAN COUNTRIES	$12.75
FRENCH	$45.00
GERMAN	$45.00
SPANISH	$45.00
ALIEN ENCOUNTER	$25.75
GULP	$25.75
FRENZY	$25.75
BATTLING BUGS	$25.75
COMPU-MATH	$23.75
COMPU-READ	$23.75
ADDITION	$14.95
ANALOGIES	$14.95
LET'S SPELL	$14.95
MEMORY BUILDER	$14.95
MINICROSSWORD	$14.95
NUMBER SERIES	$14.95
PRESCHOOL IQ BUILDER	$14.95
READING COMP	$14.95
SAMMT the SEA SERPENT	$14.95
SPELLING BUILDER	$14.95
STORY BUILDER	$14.95
VOCABULARY ONE	$14.95
VOCABULARY TWO	$14.95
WORD SEARCH	$14.95
PLAYER MISSILE	$24.75
MATH for FUN	$13.95
MUSIC LESSON	$24.95
FIGURE FUN	$24.95

BUSINESS SOFTWARE

VISICALC	$159.75
LETTER PERFECT	$115.75
LETTER PERFECT (ROM)	$149.75
DATA PERFECT	$99.75
TEXT WIZZARD	$79.75
SEPLL WIZZARD	$64.75
FILE MANAGER 800+	$69.75
HOME FILING MANAGER	$41.75
BOOKKEEPER	$119.75
C.R.I.S.	$199.75
ATARI WORD PRO	$109.75
TAX ADVANTAGE	$35.75
HOME ACCOUNTANT	$59.75

POLICY

DEALER INQUIRIES INVITED

In-Stock items shipped within 24 hours of order. Personal checks require four weeks clearance before shipping. No deposit for COD orders. PA residents add sales tax. All products subject to availability and price change. Advertised prices show 4% discount offered for cash. Add 4% for Mastercard and Visa. **FREE SHIPPING ON PREPAID CASH ORDERS**

TO ORDER CALL TOLL FREE

800-233-8760

In PA 1-717-327-1824

or send order to

Lyco Computer

P.O. Box 5088

Jersey Shore, PA 17740

PLOTting On The Apple

Thomas P. Anderson

How to plot and handle the screen on Apple's high resolution screen. Requires 16K RAM. This machine language routine simplifies screen graphics.

This little study of mine, which began about three months ago, first started after I had written a short BASIC program to plot pictures on the high resolution screen with four lines of text at the bottom. The entire screen memory had to be saved to store the picture on the disk. To avoid this waste of space, I decided to find out the memory locations of the four bottom screen lines. I could then devise a method of saving all screen memory except for those four lines.

I quickly found the necessary addresses, but in the process I also noticed how strangely the screen memory was laid out. There had to be a way of decoding the inconsequent order of screen memory, so that a specific point on the screen could be referenced easily.

How does Applesoft do it? I found absolutely no documentation of this subject. I could have waded through about 8K of disassembled code and still not found the answer, so I was on my own in figuring this one out. In this article, I am relating to you what I have found out about PLOTting on the high resolution screen in machine language.

Base Addresses

First of all, a review of the hi-res screen layout. The screen has a resolution of 192 lines by 280 dots. The lines are referenced by the decimal values 0-191, and the dots are referenced by the decimal values 0-279. The position of (0,0) is in the upper left-hand corner.

Seven consecutive dots of a line are controlled by the value stored in one byte of memory, so 40 bytes are required to control one line. These 40 bytes, referenced by the decimal values 0-39, I will call the column position. The zero column position is the base address in memory of the line. To see what values are necessary to turn on a dot, we have to look at the bit patterns of the controlling byte.

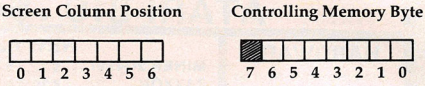

Shown above are seven consecutive dots on the screen and the controlling byte. If bit three of the controlling byte is on, then the dot in position three within the column will be on. Bit seven of the controlling byte will be zero for this article, since I am not concerned here with manipulating the screen colors.

What To Calculate

Once I had reviewed the basics of screen memory, my problem became defined for me. The routines I had to write would take two decimal values: 1) a line number in the range of 0-191, and 2) a dot position in the range of 0-279. From these values the routines would calculate:

1) The 16-bit hexadecimal *base address*,
2) The *column position* in the range of 0-39, and
3) The *dot position within* the *column* in the range of 0-6.

I will explain the calculation of the base address first, since it is the complicated one. To understand this, I had to know what all the possible base addresses of page two could be. I used page two during the testing because PLOTting on page one wrote over my source file in memory, and it had to be reloaded after every test.

All base addresses lie within the range of $4000-$7FD0. This means that the high byte of our address will be in the range of $40-$7F, and the only possibilities for the low byte are $00, $28, $50, $A8, or $D0. To see how this works exactly, I assigned variables to the bit positions of the line number.

Since we know the maximum and minimum value of the base address, we know that certain bits of the base address will always be off or on no matter what the line number is. Shown below are the assigned variables of the line and the starting framework of the base address.

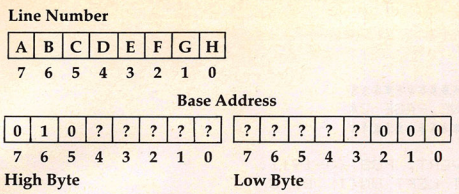

Figuring Bit Positions

The steps that follow are the ones that I used to figure the bit position of the line that would determine the value of a bit position in the base address.

1. Choose a questionable bit position of the base address.
2. Determine all the possible values of that byte if the bit is on.
3. Determine all the possible values of that byte if the bit is off.
4. Determine all the possible values of the line number based on the values found in Step 2.
5. Determine all the possible values of the line number based on the values found in Step 3.
6. By examining the binary values of the line numbers, the bit patterns are easily seen. There will be one bit position in the values from Step 4 that is always the complement of that same bit position in the values from Step 5. Therefore, this bit position of the line number is the determining bit for the questionable bit in Step 1.

Using these steps for all questionable bits of the base address, I ended up with the representation of the base address as shown below.

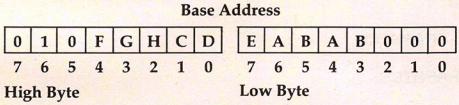

Now that I had figured out the starting and ending representations, I wrote the routine HBASCALC to perform this operation. This routine is shown in Program 1. The routine is entered with the line number in location HCV and exits the routine with the base address in locations HBASL and HBASH. The documentation explains the process and shows how the variable representations are manipulated by each instruction. This routine can be easily changed to use page one by changing the instruction ORA#$40 to ORA#$20 and setting the appropriate soft switches for page one.

That may have been a bit complex; but now that you have the HBASCALC routine, you won't have to follow those steps as I did.

Calculating the column position and the dot position within the column was a simpler task for me. Since there are 280 dots to represent with 40 bytes of memory, I needed to divide the dot position by seven. The quotient would be the column position, and the remainder would be the dot position within the column. At first I used the standard 16-bit by 16-bit division routine, but this process seemed a little slow for PLOTting.

So I tried another routine which simply subtracted seven from the dot position until it went to less than zero. An index register was used to count the number of times seven could be subtracted, which gave me the column position, and then adding seven back to the now negative dot position gave me the dot position within the column.

Being unsure of the speed of this routine, I calculated the time required by each routine to plot 280 positions, one full line, and I found that the second routine used about 120,000 machine cycles less than the standard routine. The faster routine is called DIVIDE and is shown with the demo program (Program 2).

Plotting A Grid

This division process is the most time consuming aspect of hi-res plotting. I learned quickly that if the main driving routine consists of nested loops, as Hi-res Grid Demo does, then the division routine should be used in the outer routine, or the entire routine will be greatly slowed. If the division is performed in the inner loop, it will be executed for every dot plotted. If the division is performed in the outer loop, it will be executed only when the dot position changes.

Program 2, Hi-res Grid Demo, will accept input from the user in the range of 1-9. It then draws the grid with the number input as the number of spaces between each line of the grid. The program PLOTs the grid until it goes off the edge of the screen, and then it goes back and erases the excess plots to make a neater appearing grid. The program will terminate with a CONTROL-C.

Hi-res Grid Demo is fairly simple, but its purpose is to show you the basic routines used in PLOTting with machine language. Perhaps it will stimulate you to look further to other possibilities, such as color PLOTting, line drawing routines, animation, and faster game design than BASIC will allow. I know it has me working on other ideas. As for my original objective, the saving of hi-res pictures without the four bottom lines, I forgot all about that once I discovered the other interesting possibilities at my fingertips.

Program 1: Base Address Calculation

```
 1 * LISTING 1.
 2 *
 3 ************************************************
 4 *HIRES BASE ADDRESS CALCULATION ROUTINE,PAGE 2*
 5 ************************************************
 6 HBASCALC PHA
 7          LDA  HCV      ;ABCDEFGH; GET VERT. POS.(0-191).
 8          ASL           ;BCDEFGH0; SHIFT LEFT UNTIL BITS
 9          ASL           ;CDEFGH00; "FGH" ARE  IN CORRECT POSITION.
10          AND  #$1C     ;000FGH00; TURN OFF ALL BUT BITS "FGH".
11          ORA  #$40     ;010FGH00; BIT SIX IS ALWAYS ON.
12          STA  HBASH    ;010FGH00; SAVE THIS PORTION.
13          LDA  HCV      ;ABCDEFGH; START AGAIN.
14          LSR           ;0ABCDEFG; SHIFT RIGHT UNTIL THE
15          LSR           ;00ABCDEF; "E" BIT SHIFTS TO CARRY.
16          LSR           ;000ABCDE; AND BITS "CD"
17          LSR           ;0000ABCD; ARE IN CORRECT POSITION.
18          AND  #3       ;000000CD; TURN OFF ALL BUT "CD" AND
19          ORA  HBASH    ;010FGHCD; MERGE TO COMPLETE HI-BYTE
20          STA  HBASH    ;010FGHCD;
21          LDA  HCV      ;ABCDEFGH; WORK ON LO-BYTE.
22          AND  #$C0     ;AB000000; TURN OFF ALL BUT BITS "AB".
23          PHA           ;AB000000; SAVE IT.
24          ROR           ;EAB00000; GET "E" BIT BACK FROM CARRY.
25          STA  HBASL    ;EAB00000; SAVE THIS PORTION.
26          PLA           ;AB000000; PULL BACK BITS "AB" AND
27          LSR           ;0AB00000; SHIFT RIGHT UNTIL THEY
28          LSR           ;00AB0000; ARE IN CORRECT POSITION.
29          LSR           ;000AB000;
30          ORA  HBASL    ;EABAB000; MERGE TO COMPLETE LO-BYTE.
31          STA  HBASL    ;EABAB000;
32          PLA
33          RTS
```

Program 2: Hi-res Grid Demo

```
1    * LISTING 2
2    *
3    ********************
4    * HIRES GRID DEMO *
5    * BY TOM ANDERSON *
6    ********************
7    *
8    * SYSTEM SOFT SWITCHES
9    *
10   KBD       EQU  $C000  ;READ KEYBOARD
11   KBDSTR    EQU  $C010  ;CLEAR KEYBOARD
12   GRAPHICS  EQU  $C050  ;GRAPHICS MODE
13   HIRES     EQU  $C057  ;HI-RESOLUTION GRAPHICS
14   PRIMARY   EQU  $C054  ;PAGE ONE
15   ALLGR     EQU  $C052  ;FULL SCREEN GRAPHICS
16   TXTMODE   EQU  $C051  ;TEXT MODE
17   SECOND    EQU  $C055  ;PAGE TWO
18   *
19   *PAGE ONE LOCATIONS USED
20   *
21   CH        EQU  $24    ;TEXT COLUMN POSITION(0-39)
22   CV        EQU  $25    ;TEXT LINE POSITION(0-23)
23   HCV       EQU  $25    ;HIRES LINE POSITION(0-191)
24   HPOSLO    EQU  $26    ;HIRES DOT POSITION(0-279)
25   HPOSHI    EQU  $27
26   HBASL     EQU  $28    ;HIRES LINE BASE ADDRESS
27   HBASH     EQU  $29
28   REMLO     EQU  $2C    ;REMAINDER IN DIVISION ROUTINE
29   REMHI     EQU  $2D
30   GRIDSZ    EQU  $2E    ;VALUE OF GRID SIZE
31   RTMARG    EQU  $2F
```

```
                    32  *
                    33  *MONITOR ROUTINES
                    34  *
                    35  COUT      EQU  $FDED  ;CHARACTER OUTPUT ROUTINE IN MONITOR
                    36  HOME      EQU  $FC58  ;MONITOR ROUTINE TO CLEAR TEXT PAGE
                    37  BASIC     EQU  $3D0   ;VECTOR TO RETURN TO CURRENT BASIC
7000: 20 C2 70      38  START     JSR  PRDISP ;DISPLAY INPUT PROMPT
7003: 20 9B 70      39            JSR  INPUT  ;GET USER INPUT
7006: 20 4A 71      40            JSR  INHRES ;INITIALIZE HIRES MODE
                    41  ************************
                    42  * DRAW VERTICAL LINES *
                    43  ************************
7009: A9 00         44            LDA  #0     ;START AND RESET DOT POSITION TO ZERO
700B: 85 26         45            STA  HPOSLO
700D: 85 27         46            STA  HPOSHI
700F: A9 00         47  VERT      LDA  #0     ;START LINE ZERO
7011: 85 25         48            STA  HCV
7013: 20 EF 70      49            JSR  DIVIDE ;CALCULATE HORIZONTAL OFFSET
7016: 20 21 71      50  VERT1     JSR  HBASCALC ;CALCULATE LINE BASE ADDRESS
7019: 20 10 71      51            JSR  DISPLAY ;TURN ON ONE DOT
701C: E6 25         52            INC  HCV    ;LINE=LINE+1
701E: A5 25         53            LDA  HCV
7020: C9 C0         54            CMP  #192   ;BOTTOM OF SCREEN?
7022: 90 F2         55            BCC  VERT1  ;NO, GO BACK
7024: 18            56            CLC
7025: A5 26         57            LDA  HPOSLO ;DOT POSITION=DOT POSITION+GRIDSZ
7027: 65 2E         58            ADC  GRIDSZ
7029: 90 02         59            BCC  OVERV
702B: E6 27         60            INC  HPOSHI
702D: 85 26         61  OVERV     STA  HPOSLO
702F: A5 27         62            LDA  HPOSHI ;END OF LINE?
7031: 4A            63            LSR
7032: 90 DB         64            BCC  VERT   ;NO, GO BACK
7034: A5 26         65            LDA  HPOSLO
7036: C9 18         66            CMP  #$18
7038: 90 D5         67            BCC  VERT
703A: E5 2E         68            SBC  GRIDSZ ;RTMARG=LAST DOT POSITION PLOTTED
703C: 85 2F         69            STA  RTMARG
                    70  **************************
                    71  * DRAW HORIZONTAL LINES *
                    72  **************************
703E: A9 00         73            LDA  #0     ;START DOT POSITION ZERO
7040: 85 26         74            STA  HPOSLO
7042: 85 27         75            STA  HPOSHI
7044: A9 00         76  HORIZ     LDA  #0     ;START AND RESET LINE TO ZERO
7046: 85 25         77            STA  HCV
7048: 20 EF 70      78            JSR  DIVIDE ;CALCULATE HORIZONTAL OFFSET
704B: 20 21 71      79  HORIZ1    JSR  HBASCALC ;CALCULATE LINE BASE ADDRESS
704E: 20 10 71      80            JSR  DISPLAY ;DISPLAY VALUE TO TURN ON ONE DOT
7051: 18            81            CLC
7052: A5 25         82            LDA  HCV
7054: 65 2E         83            ADC  GRIDSZ ;LINE=LINE+GRIDSZ
7056: 85 25         84            STA  HCV
7058: C9 C0         85            CMP  #192   ;BOTTOM OF SCREEN?
705A: 90 EF         86            BCC  HORIZ1 ;NO, GO BACK
705C: E6 26         87            INC  HPOSLO ;YES,DOT POS.=DOT POS.+1
705E: D0 02         88            BNE  OVERH
7060: E6 27         89            INC  HPOSHI
7062: A5 27         90  OVERH     LDA  HPOSHI
7064: 4A            91            LSR
7065: 90 DD         92            BCC  HORIZ
7067: A5 26         93            LDA  HPOSLO
7069: C5 2F         94            CMP  RTMARG ;REACHED RIGHT MARGIN?
706B: 90 D7         95            BCC  HORIZ  ;NO, GO BACK
706D: A5 25         96            LDA  HCV    ;DETERMINE BOTTOM CUTOFF POINT
706F: E5 2E         97            SBC  GRIDSZ
7071: 85 25         98            STA  HCV
7073: A9 00         99            LDA  #0
```

```
7075: E6 25     100             INC  HCV
7077: 20 21 71  101  CLRBTM    JSR  HBASCALC ;CLEAR UNNESSECARY PLOTS AT
707A: A0 28     102             LDY  #40     ;BOTTOM OF THE SCREEN
707C: 88        103  NXTBYT    DEY
707D: 91 28     104             STA  (HBASL),Y
707F: D0 FB     105             BNE  NXTBYT
7081: E6 25     106             INC  HCV
7083: A6 25     107             LDX  HCV
7085: E0 C0     108             CPX  #192
7087: D0 EE     109             BNE  CLRBTM
7089: AD 00 C0  110  RDKEY     LDA  KBD     ;GRID DRAWN, A CONTROL-C AT THIS
708C: 10 FB     111             BPL  RDKEY   ;POINT WILL TERMINATE
708E: 8D 10 C0  112             STA  KBDSTR ;ANY OTHER KEYSTROKE WILL RESTART
7091: C9 83     113             CMP  #$83
7093: D0 03     114             BNE  RESTART
7095: 4C A7 70  115             JMP  EXIT
7098: 4C 00 70  116  RESTART   JMP  START
                117             ***************
                118             * USER INPUT *
                119             ***************
709B: AD 00 C0  120  INPUT     LDA  KBD     ;SINGLE KEY INPUT
709E: 10 FB     121             BPL  INPUT
70A0: 8D 10 C0  122             STA  KBDSTR
70A3: C9 83     123             CMP  #$83    ;CONTROL-C WILL TERMINATE
70A5: D0 0C     124             BNE  DIG     ;NOT CNTRL-C
70A7: 20 58 FC  125  EXIT      JSR  HOME
70AA: AD 51 C0  126             LDA  TXTMODE
70AD: AD 54 C0  127             LDA  PRIMARY
70B0: 4C D0 03  128             JMP  BASIC
70B3: C9 B1     129  DIG       CMP  #$B1    ;IS IT < 1?
70B5: 90 E4     130             BCC  INPUT   ;YES,INVALID GO BACK
70B7: C9 BA     131             CMP  #$BA    ;IS IT > 9?
70B9: B0 E0     132             BCS  INPUT   ;YES,INVALID GO BACK
70BB: 29 0F     133             AND  #$0F    ;MASK OFF 4 MSB'S
70BD: 69 01     134             ADC  #1
70BF: 85 2E     135             STA  GRIDSZ ;THIS IS SIZE OF GRID
70C1: 60        136             RTS
                137             *************************
                138             * DISPLAY INPUT PROMPT *
                139             *************************
70C2: AD 51 C0  140  PRDISP    LDA  TXTMODE ;SET SWITCHES FOR TEXT MODE PAGE ONE
70C5: AD 54 C0  141             LDA  PRIMARY
70C8: 20 58 FC  142             JSR  HOME    ;CLEAR SCREEN
70CB: A9 0C     143             LDA  #12     ;SET DISPLAY FOR HTAB 10,VTAB 12
70CD: 85 25     144             STA  CV
70CF: A9 0A     145             LDA  #10
70D1: 85 24     146             STA  CH
70D3: A2 0F     147             LDX  #15
70D5: BD DF 70  148  NXTCHR    LDA  PROMPT,X ;GET CHARACTER
70D8: 20 ED FD  149             JSR  COUT    ;DISPLAY
70DB: CA        150             DEX
70DC: D0 F7     151             BNE  NXTCHR
70DE: 60        152             RTS
70DF: A0 BF A0  153  PROMPT    ASC  "       ? )9-1(EZISDIRG"
                154             ********************************
                155             *DIVIDE DOT POSITION BY SEVEN *
                156             ********************************
70EF: A5 26     157  DIVIDE    LDA  HPOSLO
70F1: 85 2C     158             STA  REMLO
70F3: A5 27     159             LDA  HPOSHI
70F5: 85 2D     160             STA  REMHI
70F7: 38        161             SEC
70F8: A0 FF     162             LDY  #$FF
70FA: C8        163  DIV1      INY
70FB: A5 2C     164             LDA  REMLO
70FD: E9 07     165             SBC  #7
70FF: 85 2C     166             STA  REMLO
7101: A5 2D     167             LDA  REMHI
```

```
7103: E9 00     168           SBC  #0
7105: 85 2D     169           STA  REMHI
7107: 10 F1     170           BPL  DIV1
7109: A5 2C     171           LDA  REMLO
710B: 69 07     172           ADC  #7
710D: 85 2C     173           STA  REMLO
710F: 60        174           RTS
                175 ********************
                176 * DISPLAY ROUTINE *
                177 ********************
7110: A6 2C     178 DISPLAY   LDX  REMLO  ;DOT POSITION WITHIN COLUMN(0-6)
7112: BD 1A 71  179           LDA  ONBIT,X ;GET VALUE TO TURN BIT ON
7115: 11 28     180           ORA  (HBASL),Y ;MERGE WITH VALUE ALREADY THERE
7117: 91 28     181           STA  (HBASL),Y ;DISPLAY NEW VALUE
7119: 60        182           RTS
711A: 01 02 04  183 ONBIT     HEX  0102040810204080
                184 ************************************************
                185 *HIRES BASE ADDRESS CALCULATION ROUTINE,PAGE 2*
                186 ************************************************
7121: 48        187 HBASCALC  PHA
7122: A5 25     188           LDA  HCV
7124: 0A        189           ASL
7125: 0A        190           ASL
7126: 29 1C     191           AND  #$1C
7128: 09 40     192           ORA  #$40
712A: 85 29     193           STA  HBASH
712C: A5 25     194           LDA  HCV
712E: 4A        195           LSR
712F: 4A        196           LSR
7130: 4A        197           LSR
7131: 4A        198           LSR
7132: 29 03     199           AND  #3
7134: 05 29     200           ORA  HBASH
7136: 85 29     201           STA  HBASH
7138: A5 25     202           LDA  HCV
713A: 29 C0     203           AND  #$C0
713C: 48        204           PHA
713D: 6A        205           ROR
713E: 85 28     206           STA  HBASL
7140: 68        207           PLA
7142: 4A        209           LSR
7143: 4A        210           LSR
7144: 05 28     211           ORA  HBASL
7146: 85 28     212           STA  HBASL
7148: 68        213           PLA
7149: 60        214           RTS
                215 ************************
                216 * CLEAR HIRES PAGE TWO *
                217 ************************
714A: A9 00     218 INHRES    LDA  #0      ;START LINE ZERO
714C: 85 25     219           STA  HCV
714E: 20 21 71  220 SCREEN    JSR  HBASCALC ;NEW BASE ADDR. WHEN HCV CHANGES
7151: A0 28     221           LDY  #40     ;NUMBER OF COLUMNS
7153: 88        222 LINE      DEY          ;COLUMN=COLUMN-1
7154: 91 28     223           STA  (HBASL),Y ;DISPLAY VALUE ZERO
7156: D0 FB     224           BNE  LINE    ;COLUMN=ZERO?
7158: E6 25     225           INC  HCV     ;YES, LINE=LINE+1
715A: A6 25     226           LDX  HCV
715C: E0 C0     227           CPX  #192    ;LAST LINE CLEARED?
715E: D0 EE     228           BNE  SCREEN ;NO, GO BACK
                229 ********************************
                230 * SET SOFT SWITCHES FOR HIRES *
                231 ********************************
7160: AD 57 C0  232           LDA  HIRES
7163: AD 50 C0  233           LDA  GRAPHICS
7166: AD 55 C0  234           LDA  SECOND
7169: AD 52 C0  235           LDA  ALLGR
716C: 60        236           RTS
```

COMPUTE's Author Guide

Most of the following suggestions serve to improve the speed and accuracy of publication. **COMPUTE!** is primarily interested in new and timely articles on VIC, Apple, PET/CBM, Commodore 64, Atari, Timex/Sinclair, TI/99-4A, and Radio Shack Color Computer. We are much more concerned with the content of an article than with its style. Above all, articles should be clear and well-explained.

The guidelines below will permit your good ideas and programs to be more easily edited and published:

1. The upper left corner of the first page should contain your name, address, telephone number, and the date of submission.

2. The following information should appear in the upper right corner of the first page. If your article is specifically directed to one make of computer, please state the brand name and, if applicable, the BASIC or ROM or DOS version(s) involved. In addition, *please indicate the memory requirements of programs.*

3. The underlined title of the article should start about 2/3 of the way down the first page.

4. Following pages should be typed normally, except that in the upper right corner there should be an abbreviation of the title, your last name, and the page number. For example: Memory Map/Smith/2.

5. All lines within the text of the article must be double- or triple-spaced. A one-inch margin should be left at the right, left, top, and bottom of each page. No words should be divided at the ends of lines. And please do not justify. Leave the lines ragged.

6. Standard typing paper should be used (no erasable, onionskin, or other thin paper) and typing should be on one side of the paper only (upper- and lowercase).

7. Sheets should be attached together with a paper clip. Staples should not be used.

8. If you are submitting more than one article, send each one in a separate mailer with its own tape or disk.

9. Short programs (under 20 lines) can easily be included within the text. Longer programs should be separate listings. *It is essential that we have a copy of the program, recorded twice, on a tape or disk.* Please use high quality 10 or 30 minute tapes with the program recorded on both sides. The tape or disk should be labeled with the author's name, the title of the article, and, if applicable, the BASIC/ROM/DOS version(s). Atari tapes should specify whether they are to be LOADed or ENTERed. We prefer to receive Apple programs on disk rather than tape. On the other hand, tapes are preferred for the Radio Shack computer. Tapes are fairly sturdy, but disks need to be enclosed within plastic or cardboard mailers (available at photography, stationery, or computer supply stores).

It is far easier for others to type in your program if you use CHR$(X) values and TAB(X) or SPC(X) instead of cursor manipulations to format your output. For five carriage returns, FOR I = 1 TO 5:PRINT:NEXT is far more "portable" to other computers with other BASICs and also easier to type in. And, instead of a dozen right-cursor symbols, why not simply use PRINT SPC(12)? A quick check through your program – making these substitutions – would be greatly appreciated by your editors and by your readers.

10. A good general rule is to spell out the numbers zero through ten in your article and write higher numbers as numerals (1024). The exceptions to this are: Figure 5, Table 3, TAB(4), etc. Within ordinary text, however, the zero through ten should appear as words, not numbers. Also, symbols and abbreviations should not be used within text: use "and" (not &), "reference" (not ref.), "through" (not thru).

11. For greater clarity, use all capitals when referring to keys (RETURN, TAB, ESC, SHIFT), BASIC words (LIST, RND, GOTO), and three languages (BASIC, APL, PILOT). Headlines and subheads should, however, be initial caps only, and emphasized words are not capitalized. If you wish to emphasize, underline the word and it will be italicized during typesetting.

12. Articles can be of any length – from a single-line routine to a multi-issue series. The average article is about four to eight double-spaced, typed pages.

13. If you want to include photographs, they should be either 5x7, black and white glossies or color slides.

14. We do not consider articles which are submitted simultaneously to other publishers. If you wish to send an article to another magazine for consideration, please do not submit it to us.

15. COMPUTE! pays between $50 and $600 for published articles. In general, the rate reflects the length of the article. Payment is made upon acceptance of an article. Following submission (Editorial Department, **COMPUTE!** Magazine, P.O. Box 5406, Greensboro, NC 27403) it will take from four to eight weeks for us to reply. If your work is accepted, you will be notified by a letter which will include a contract for you to sign and return. *Rejected manuscripts are returned to authors who enclose an SASE.*

16. If your article is accepted and you have since made improvements to the program, please submit an entirely new tape or disk and a new copy of the article reflecting the update. We cannot easily make revisions to programs and articles. It is necessary that you send the revised version as if it were a new submission entirely, but be sure to indicate that your submission is a revised version by writing "Revision" on the envelope and the article.

17. COMPUTE! does not accept unsolicited product reviews. If you are interested in serving on our panel of reviewers, contact the Review Coordinator for details.

Relocating VIC Loads

Tony Valeri

When you need to relocate a program in the VIC's memory, you can use this simple technique.

As most VIC users know, the VIC relocates all programs to the start of BASIC memory unless told otherwise. For example, LOAD 1,1 tells the computer to load the program into the area of memory specified by the tape.

So we have two choices; we can either load a program into the start of BASIC memory (usually $1000 hex) or load a program back into its original location in memory (using a monitor like TINY-MON). But what if we want to place a previously prepared subroutine at the end of a program, or relocate a machine language program to some novel place in memory? There's not much we could do short of retyping it.

Basically, what happens during a LOAD is that, after a few pointers are stored (buffer location, program name, etc.), a routine is called that searches the tape for the next program header, and then reads it into the cassette buffer. The load routine next checks the buffer to find out whether the program being loaded is to be placed into the locations specified in the buffer or is to be relocated to the start of BASIC. Now, if we could by-pass the routine that does this, things would be much simpler.

In the figure, you'll see the locations necessary to relocate a program *anywhere* in the VIC's memory.

Use a SYS 63407. The computer will prompt with the usual PRESS PLAY ON TAPE. The difference is that the computer now prints READY as soon as the program is found. What has happened is that the SYS 63407 tells the computer to load the next program header and store the information in the cassette buffer.

To find out the original start and end locations of your program, type in PRINT PEEK(829) + PEEK(830)*256, PEEK(831) + 256*PEEK(832).

Increasing the value in locations 829 and 831 by one will place the program one byte higher in memory. Increasing the value in locations 830 and 832 by one will place the program 256 bytes higher in memory. Decreasing the values in these locations will have the opposite effect.

After the buffer has been changed, a SYS 62980 will return control of the computer to the load routine. Now load the main body of the program into memory, but load it into the *new* locations just specified.

See It Work

To demonstrate this technique, we'll fill the screen with data from tape. The demonstration is for the unexpanded VIC, so you'll need to remove or disable any memory expansion. To prepare, type in the following line in direct mode:

```
POKE 46,PEEK(46)+2
```

This reserves two pages (512 bytes) at the end of your BASIC program for data.

Type in the following one-line program *exactly* as it appears. Any additional spaces will cause errors. The program will fill the space between the end of the program and the start of variables with the screen POKE value for the ball character.

```
10 FORA=4124TO4629:POKEA,81:NEXT
```

After checking your typing, RUN the program then SAVE it to cassette.

Next, rewind the tape and reset the VIC with a SYS 64802. Start the relocatable load by typing:

```
SYS 63407
```

After the VIC reads the tape header into its buffer you can check the original start and end addresses by PEEKing addresses 829 - 832 as indicated above. The starting and ending addresses should be 4097

	HEX	DEC
Routine To Load Header	$F7AF	63407
Buffer Start Of Prog.	$033D & $033E	829 & 830
Buffer End Of Prog.	$033F & $0340	831 & 832
Continue Load	$F607	62980

Locations necessary to place a program anywhere in the VIC's memory.

and 4636. Instead we want to put the block of 506 ball characters into screen memory, which starts at location 7680. To accomplish this, type in the following series of POKEs:

```
POKE 829,229:POKE 830,29:POKE 831,0:POKE 832,32
```

You'll need to prepare the screen by changing the colors to make the balls visible. Try POKE 36879,76. Finally, complete the tape LOAD by typing:

```
SYS 62980
```

The data coming in from tape will be directed to the screen memory area and will fill the display with ball characters. ©

PIZZA TIME!

A smash Hit ! The best, ever challenging maze game ! Superb hi - res multi - color graphics never seen before on the VIC ! Up to 20 levels of super fast action. Excellent sound. 1 - 2 players. 100% machine code. Joystick. 8K expan. Cass. or Disk.
VIC - 20 ..... $19.95

VIC — DO IT YOURSELF!

The most comprehensive tutorial to designing your own hi - res, full color arcade type games. 25 easy to understand chapters / programs including: Hi - res Animation, Smooth Screen Motion, Colors, Sound, Graphic Editor, Useful Utilities, Screen Paint, Creepman (the game) and more. Basic and Assembly Language. - Full listing. Just load and run. Even copy to your own games !
Soft Bound + Cass. or Disk $24.95

BONUS OFFER

Order both and get ZZZAPP ! ! ! (Breakout) free ! 100% machine code, fast, full - color arcade game. (Unexpanded VIC.)
$ 1.50 shipping & handling. NY residents add 8.25 % tax.

SOFTRON, INC.
2067 Broadway, Suite 27 New York, NY 10023
Tel. 212 - 490 - 0077
Orders Only 800 - 328 - 8029

Cassettes are slow...

If you own a Commodore 64™ or VIC 20™ computer, you already know how long it can take to load or save a program. How much time are you wasting just waiting for READY to appear on the screen? Probably a lot, and that's why you need

THE SIGNAL® from ZAXIS.

THE SIGNAL automatically keeps track of cassette operations and signals you with a pleasant "beep" when both a program header is found and when a Load or Save is completed. You no longer need to stare at the screen for what seems like endless minutes— instead you can go on to other work and when you hear THE SIGNAL, you know that things are READY. THE SIGNAL also provides a reassuring power-on beep, and can be activated under program control.



$29.95

THE SIGNAL plugs right into the back of your VIC 20 or Commodore 64 computer, and your cassette cable plugs into THE SIGNAL. That's all it takes to start making your computer operations more efficient. After you've used THE SIGNAL, you won't know how you got along without it!

THE SIGNAL is available from your favorite computer dealer, or order direct: $29.95 plus $3.00 for UPS shipping and handling (CA residents add 6.5% sales tax). We accept VISA, MasterCard, check or money order. Do not send cash. Sorry, no CODs. *Dealer Inquiries Welcome*

Commodore 64 and VIC 20 are trademarks of Commodore Business Machines, Inc.

ZAXIS™
P.O. Box 666
San Carlos, CA 94070
(415) 592-4334

DEVELOP-20

FIVE POWERFUL SOFTWARE DEVELOPMENT TOOLS

Plus The Exciting New Book

INSIDE THE VIC

THE BOOK

A complete clear explanation of machine language, Assembly language, VIC 20 architecture, graphics, joystick and sound effect programming. Detailed step-by-step guide to the use of the development tools. How to combine BASIC and machine language, make auto-start cartridges, interface with the Internal ROM-based programs of BASIC and the Kernal. Sample programs fully explained.

THE TOOLS

Assembler/Editor/Loader/Decoder/Monitor
Full-featured Assembler allows use of labels, comments and arithmetic expressions to create machine language programs. Create, save, modify Assembly language programs with the Editor. Load and link machine language modules with the Loader. Decode machine language back into assembly language for study or input to the Editor. Single-step program execution with the Monitor. Extended features combines Assembler/Editor for maximum ease of use.

ALL FOR $49.95 PLUS $2.00 POSTAGE AND HANDLING Standard version runs on any system with Datasette (5K and up) Add $5.00 for disk version, $5.00 for extended features (minimum 8K) Send check, M.O., VISA/MC ($2.00 S.C.) or specify C.O.D. (add $3.00) to:

French Silk smooth ware

P.O. Box 207, Cannon Falls, MN 55009

507-263-4821

VIC-20 is a registered TM of Commodore Business Machines Inc.

CARDRAM 16

16 K Memory Expansion Cartridge for the VIC-20® Personal Computer

FEATURES:

- Provides the equivalent of two 8K RAM cartridges.
- Each 8K is individually switch selectable by block.
- Opening in case to provide easy switch access.
- Uses 8 low power CMOS 2K x 8 static RAM chips.
- High quality glass/epoxy circuit board.
- Gold plated contacts.
- Individually tested.
- Made in the U.S.A.

$50.50

COMPU SENSE

TO ORDER:
P.O. BOX 768
WICHITA, KS 67201
(316) 263-1095

AMERICAN EXPRESS® VISA MasterCard

Handling charges $3.00
C.O.D. (Add $2.00)
Personal checks allow 3 week delivery
VIC-20® is a registered trademark of Commodore
Prices subject to change

VIC 20

40-80 COLUMN BOARD

NEW

only $99.00

NEW

Now you can get 40 or 80 Columns on your T.V. or monitor at one time! No more running out of line space for programming and making columns. Just plug in this board and you immediately convert your VIC-20 computer to 40 or 80 columns! PLUS, you get a Word Processor, Mail Merge program, Electronic Spreadsheet (like VISICALC) and Terminal Emulator! These PLUS programs require only 8K RAM memory and comes in an attractive plastic case with instructions. List $149 Sale $99

• COMMODORE 64 COMPUTER — "80 COLUMN BOARD" LIST $275 SALE $179

(Less $20 Accessory Purchase Discount)

"15 DAY FREE TRIAL"

- **We have the lowest VIC-20 prices**
- **We have over 500 programs**
- **Visa — Mastercharge — C.O.D.**
- **We love our customers!**

PROTECTO
ENTERPRIZES (WE LOVE OUR CUSTOMERS)
BOX 550, BARRINGTON, ILLINOIS 60010
Phone 312/382-5244 to order

NEW

MAKE YOUR VIC-20 COMPUTER TALK

when you plug in our

ONLY
* **$69.00**

VOICE SYNTHESIZER

You can program an unlimited number of words and sentences and even adjust volume and pitch.
You can make: • Adventure games that talk • Real sound action games
This voice synthesizer is VOTRAX based and has features equivalent to other models costing over $370.00. To make programming even easier, our unique voice editor will help you create words and sentences with easy to read, easy to use symbols. The data from the voice editor can then be easily transferred to your own programs to make customized talkies.

* FREE — Your choice of $19.95 4" Speaker and Cabinet or $14.95 Voice Editor if you order before June 15, 1983!

"15 DAY FREE TRIAL"

- **We have the lowest VIC-20 prices**
- **We have over 500 programs**
- **Visa — Mastercharge — C.O.D.**
- **We love our customers!**

PROTECTO
ENTERPRIZES (WE LOVE OUR CUSTOMERS)
BOX 550, BARRINGTON, ILLINOIS 60010
Phone 312/382-5244 to order

Part VII

Commodore 64 Video – A Guided Tour

Jim Butterfield, Associate Editor

In this, the final installment of our exploration of the Commodore 64's unique video design, we look at a solution to the pesky "hiccup" screen glitch.

Last time, we looked at a simple program to split the screen of the Commodore 64. It was similar, but not identical, to this one:

```
100 FOR J=828 TO 862:READ X
110 T=T+X:POKE J,X
120 NEXT J
130 IF T<>3929 THEN STOP
200 DATA 173,25,208,41,1,240,25,141,25,2
    08,162,146,160,6,173,18
210 DATA 208,16,4,162,1,160,0,142,18,208
    ,140,33,208,76,188,254,76,49,234
300 POKE 56333,127
310 POKE 788,60:POKE 789,3
320 POKE 56333,129:POKE 53274,129
```

Our previous example split the screen into two sections: graphics and text. This one splits the screen into two background color areas. It makes it easier for us to see the glitch – the hiccup that occasionally disturbs our screen split. By the way, it's easier to see the problem when you are using the keyboard.

Why The Problem?

Here's where the problem comes from: the timer interrupt strikes about every 1/60 of a second. The screen display, too, runs at a rate of about 60 times a second. But they are not synchronized. The two processes run at similar, but not identical, speeds.

Now, every once in a while, the timer interrupt hits just before the raster interrupt. The timer interrupt has quite a few jobs to do: update the TI$ clock, check the cassette motor, flash the cursor, and check the keyboard. It takes time to do these jobs, and extra time is required if a key is being pressed.

Suppose we have just started on the timer interrupt, and the raster scan says, "I'm ready!" Sorry, raster, we're already into an interrupt routine, and other interrupts are locked out until we have finished. By that time, the screen scan might have moved along a few lines, and our split screen has crept from its normal position.

Some Possible Fixes

There are several possible approaches to fixing this jitter. The ones that come to mind first are complex; in a moment, we'll move on to an easy one.

When the timer interrupt strikes, we could ask it to look at the raster and see if the scan was close to the interrupt point. If so, we might wait things out, or skip part of the timer interrupt jobs. Messy.

The timer interrupt could "unlock" the interrupt very quickly, using a CLI command. That way, we could interrupt the interrupt program itself to do the split screen job. Better, but some programmers feel it's dangerous to allow this kind of thing to happen.

A Better Way

There is an easier way: shut the timer interrupt off completely, and do its various jobs with our own programs. This *seems* complex, but it's not. We can call the timer interrupt routines ourselves, whenever it's time.

Let's look a little more closely into the timing of these interrupts. We expect to cause a raster scan interrupt about 120 times a second. That's twice as often as the timer interrupt needs to be handled. So our raster program could occasionally call in the timer interrupt program.

It seems that we could accomplish the task easily by calling the timer interrupt routines every second raster interrupt. That would certainly do the job, but there's a better way.

Even though we've shut off the timer inter-

NOW THAT YOU HAVE THE MOST PRACTICAL MICRO



COMMODORE 64

GET THE MOST PRACTICAL SOFTWARE.



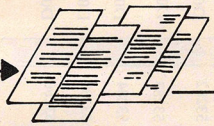

WORD PROCESSING



SPREAD SHEET ANALYSIS

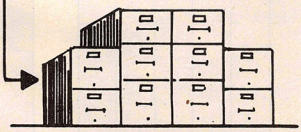

DATA BASE MANAGEMENT



the **Assistant** Series

from

Rainbow Computer Corporation

490 W. LANCASTER AVE, FRAZER, PA 19355

(215) 296-3582

RAINBOW COMPUTER CORP.

THE **SPREAD SHEET ASSISTANT**

RAINBOW COMPUTER CORP.

THE **FILING ASSISTANT**

RAINBOW COMPUTER CORP.

THE **WRITERS' ASSISTANT**

Table 1:

6566 Video Chip
C64 Control and Miscellaneous Registers

D011		Extended Color Mode	Bit Map	Display Enable	Row Select	Y-Scroll			53265
D012	Raster Register								53266
D013	Light Pen Input							X	53267
D014								Y	53268
D016	X	X	Reset	Multi Color	Col Select	X-Scroll			53270
D018	Screen VM13	VM12	VM11	VM10	Character Base CB13	CB12	CB11	X	53272
D019	IRQ	Interrupt ← Sense →			LP	SSC	SBC	RST	53273
D01A	Interrupt Enable →				Light Pen	Sprite Collision with Sprite	Back	Raster	53274

Color Registers

D020	X	Exterior	53280
D021	X	Background #0	53281
D022	X	Background #1	53282
D023	X	Background #2	53283
D024	X	Background #3	53284
D025	X	Sprite Multicolor #0	53285
D026	X	Sprite Multicolor #1	53286

Table 2:

6566 Video Chip
C64 Sprite Registers

	Sprite 0	Sprite 7		Sprite 0	Sprite 7
D000	D00E	Position X		53248	53262
D001	D00F	Position Y		53249	53263
D027	D02E	X	Color	53287	53294

Sprite

	7	6	5	4	3	2	1	0	
D010	X-Position High								53264
D015	Sprite Enable								53269
D017	Y-Expand								53271
D01B	Background Priority								53275
D01C	Multicolor								53276
D01D	X-Expand								53277
D01E	Interrupt: Sprite Collision								53278
D01F	Interrupt: Background Collision								53279

COMMODORE 64

American Peripherals

GAMES

(on tape)

646 Pacacuda 19.95
650 Logger 19.95
651 Ape Craze 19.95
652 Centropod 19.95
653 Escape 19.95
641 Monopoly 19.95
642 Adventure #1 19.95
648 Galactic Encounter 9.
667 Yahtzee 14.95
671 Robot Blast 14.95
673 Moon Lander 14.95
676 Othello 14.95
686 Horserace-64 14.95
692 Snake 14.95
697 Football 14.95
819 Backgammon 24.95
822 Space Raider 19.95
846 Annihilator 19.95
842 Zwark 19.95
845 Grave Robbers 13.95
841 Pirate Inn Adv. 22.95
904 Shooting Gallery 14.95
816 Dog Fight 19.95
817 Mouse Maze 19.95
818 Ski Run 22.
820 Metro 22.
823 Sub Warfare 29.
838 Retroball 39.95 (cartridge)
839 Gridrunner 39.95 (cartridge)
825 Mine Field 13.
672 Dragster 14.95
662 Oregon Trail 14.95
679 3-D TicTacToe 14.95
655 Castle Advent. 14.95

EDUCATIONAL

(on tape)

644 Type Tutor 19.95
645 Assembly Language Tutor 14.95
687 Fractional Parts 14.95
902 Estimating Fractions 14.95
695 Tutor Math 14.95
870 Square Root Trainer 14.95
699 Counting Shapes 14.95
694 Money Addition 14.95
689 Math Dice 14.95
678 Speed Read 14.95
643 Maps and Capitals 19.95
645 Sprite Editor 19.95
904 Sound Synthesizer Tutor 19.
696 Diagramming Sentences 14.95
690 More/Less 14.95
688 Batting AVERAGES 14.95
802 TicTac Math 16.95
904 Balancing Equations 14.95
905 Missing Letter 14.95
864 Gradebook 15.
810 French 1-4 80.
811 Spanish 1-4 80.
807 English Invaders 16.95
809 Munchword 16.95
812 Puss IN Boot 20.
813 Word Factory 20.
660 Hang-Spell 14.95
905 Division Drill 14.95
906 Multiplic. Drill 14.95
907 Addition Drill 14.95
908 Subtraction Drill 14.95
910 Simon Says 14.95
911 Adding Fractions 14.95
912 Punctuation 14.95

EDUCATIONAL

Series on disk

Computer Science (30 programs) $350
HS Biology (70 programs) $500
HS Chemistry (40 programs) $450
HS Physics (60 programs) $475
HS SAT Drill (60 programs) $99.
Elem. Social Studies (18 pr.) $225
Elem. Science (18 programs) $225
Elem. Library Science (12 pr.) $170
Librarians Package (4 utilities) $110
3rd Grade Reading (20 lessons) $99.
4th Grade Reading (20 lessons) $99.
5th Grade Reading (20 lessons) $99.
6th Grade Reading (20 lessons) $99.
Spanish Teaching (12 lessons) $95.
PARTS OF SPEECH (9 lessons) $95.

BUSINESS

(all on disk)

WORD PRO 3+ 95.00
DATAMAN-64 data base program. 49.95
PERSONAL FILING SYSTEM (index card style) 19.95
HOME FINANCE 19.95
CYBER FARMER $195.
GA 1600 Accounting System 395.
PERSONAL TAX 80.
ACCOUNTS RECEIVABLE 22.
New York State Payroll 89.
MAILING LIST 24.
Manufacturing Inventory 59.
Stock Market Package 39.
Finance 16.95

ORDERING BLANK

To: American Peripherals
122 Bangor Street
Lindenhurst, NY 11757

Ship to: Name _____

Street _____

Town, State, ZIP _____

☐ **Please send your complete 64K catalog, free of charge.**

Commodore 64 is a requested trademark of Commodore LTD.

ITEM	DESCRIPTION	PRICE

NY State Residents only add 7¼% tax _____

Shipping $1.50

COD, add 1.50 _____

If Canada or Mexico, add additional 2.00 _____

TOTAL AMOUNT _____

rupt, it's still signaling when the time is ready. Let's review: the timer leaves a signal in hex address $DC0D (56333) whenever it counts down to zero. Normally, this signal triggers the interrupt line (IRQ) and causes the processor to be interrupted. But we may "break" the connection between the timer signal and the interrupt line. In this case, the timer will not cause an interrupt, but the signal bit will still flash when the appropriate time has come.

We can see the plan in Figures 1 and 2. We will disconnect the timer from interrupt, and service it ourselves when it flashes. Easier done than said. Let's look at the machine language coding:

```
033C A9 01    INTR  LDA #$01
033E 8D 19 D0       STA $D019
```

Raster interrupt is now the only game in town, so we don't need to test for it. We must, of course, turn off the raster interrupt flag.

```
0341  A2 92         LDX  #$92
0343  A0 06         LDY  #$06
```

Setup for top of screen. Next interrupt, line 92 hex; new color, number 6.

```
0345  AD 12  D0     LDA  $D012
0348  10  04        BPL  MID
```

If it's really the top of screen, we can skip ahead. Otherwise, we change for mid-screen – line 1, new color, number 0:

```
034A  A2  01        LDX  #$01
034C  A0  00        LDY  #$00
```

Now we're ready to do the job, wherever the screen is:

```
034E  8E  12  D0  MID  STX  $D012
0351  8C  21  D0       STY  $D021
```

The job is done. Now let's see if the timer interrupt is calling for action:

```
0354  AD 0D  DC     LDA  $DC0D
0357  29  01        AND  #$01
0359  F0  03        BEQ  SKIP
```

If we didn't skip, the timer wants attention. Call it in:

```
035B  4C  31  EA    JMP  $EA31
```

If we did skip, the timer isn't needed. Quit with:

```
035E  4C  BC  FE  SKIP  JMP  $FEBC
```

We must remember, of course, to: turn off the timer interrupt; set the IRQ vector to our new code; and turn on the raster interrupt. We'll do all that in BASIC. Speaking of which....

BASIC-ally Yours

Here's the same program in BASIC.

```
100 FOR J=828 TO 864:READ X
110 T=T+X:POKE J,X
120 NEXT J
130 IF T<>4077 THEN STOP
200 DATA 169,1,141,25,208,162,146,160,6,
    173,18,208,16,4,162,1
210 DATA 160,0,142,18,208,140,33,208,173
    ,13,220
220 DATA 41,1,240,3,76,49,234,76,188,254
300 POKE 56333,127
310 POKE 788,60:POKE 789,3
320 POKE 53274,129
```

Now we have a rock-solid color change at the appropriate screen point. No creeping, no jittering, no hiccups.

We've only touched upon the techniques of raster interrupt. A whole host of new possibilities open up with its use.

But we've shown it can be done, and some of the techniques that can be used to do it.

Copyright © 1983 Jim Butterfield.

Figure 1:
"Conventional" coding requires the program to distinguish between the two live timing sources. It may also cause timing jitter.

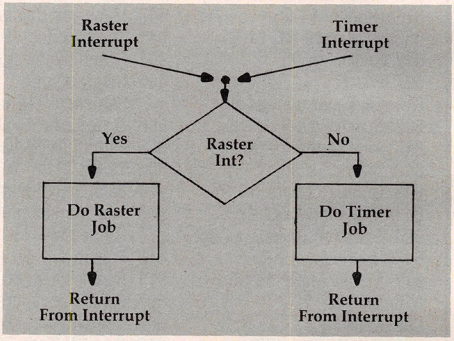

Figure 2:
Single interrupt coding gives priority to the time-sensitive raster job.

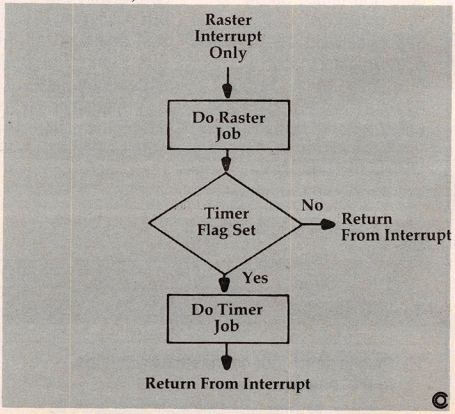

Strengthen your hand with Superbase 64

The complete information control system for the Commodore 64. Ideal for any home, business or professional environment where records are kept. Create the format you need and enter your records. If the layout or data field sizes are not quite right, correct them and carry on. Superbase gives you an unrivalled range of powerful features including:

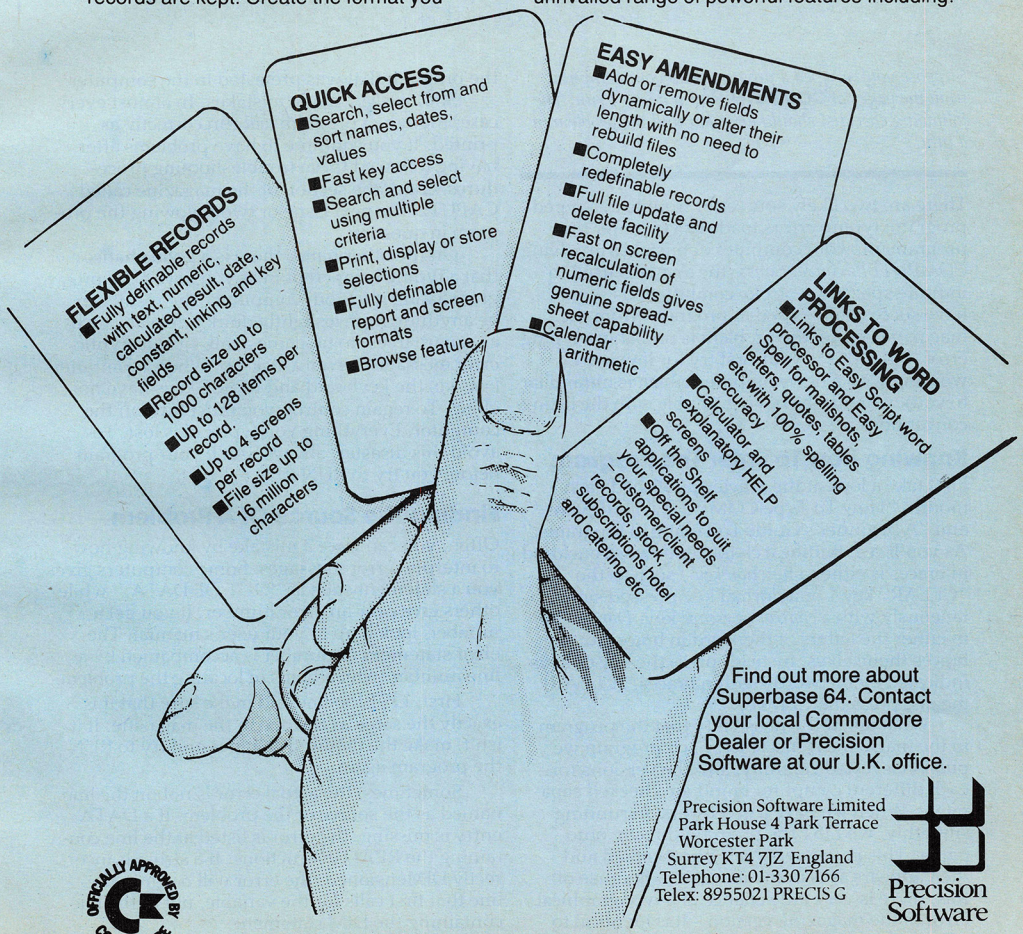

Find out more about Superbase 64. Contact your local Commodore Dealer or Precision Software at our U.K. office.

Precision Software Limited
Park House 4 Park Terrace
Worcester Park
Surrey KT4 7JZ England
Telephone: 01-330 7166
Telex: 8955021 PRECIS G

Precision Software

OFFICIALLY APPROVED BY COMMODORE

Troubleshooting A Program

John Blackford, Assistant Features Editor

Suppose you've typed a program into your computer from the pages of **COMPUTE!**, *and it doesn't run. The following checklist should help you find the problem in a jiffy.*

There are two likely sources of trouble in a typed program: typing errors made as you enter the program into your computer or mistakes involving *COMPUTE!'s conventions* – the symbols used to indicate special keystroke combinations. If you have successfully typed in programs from the magazine before, the problem is probably a typing error. But if this is your first try (or if you are working with a new computer which is unfamiliar to you), you may be having trouble with the listing conventions.

Knowing How To Enter The Program

First take a look at the articles published each month, "How To Type COMPUTE!'s Programs," and "A Beginner's Guide To Typing In Programs." As you'll see, finding a character or word enclosed in braces is either a *function key* – such as the "CLEAR" key – or a normal key pressed simultaneously with a *control* or *escape* key. *Don't* type in either the letters of the word in braces, or the braces themselves. Instead, press the key or keys indicated by the words within braces. {CLEAR} means, press the CLR key.

What about the possibility that the program in the magazine is incorrect? Each program we publish is tested carefully, and the versions for each different computer brand are checked separately. When we have a given version running smoothly, we LIST the program directly onto paper. This paper version is photocopied and then appears as is in the magazine. Because of this, there is very little chance of a typographical error in the magazine version – it is identical to the program that was pretested in the computer.

Still, we *have* made mistakes. In almost every case, though, a program *will* run correctly as printed. If you continue to have problems after having followed these troubleshooting procedures, check the section of the magazine called CAPUTE! the next issue or two following the program in question.

On the other hand, there is a good chance that a typing error crept in as you keyed the program listing into your computer. The result can be anything from a slightly quirky display (such as square trees) to no game at all – just a cryptic error message or even a lock-up. When a computer *locks up*, the keyboard and RESET keys have no effect. To regain control, you must turn off the computer. Everything you typed in is lost. To avoid this disaster, always SAVE your program before you try to RUN it.

Finding The Source Of A Problem

Often, you can trace a mistake by knowing how to interpret error messages. Some computers give you a statement such as "OUT OF DATA," while others give only an error number. If you get a number, look it up in your user's manual. The error statement or number is accompanied by a line number, which helps in locating the problem.

First, LIST the line and make sure that it is exactly the same as the one in the magazine. If it isn't, make the required changes and try to RUN the program again.

Sometimes, the actual error is not on the line named as the source of the problem. If a DATA entry is missing, the error is listed at the line containing the READ instructions. If a string is incorrectly DIMensioned, the error will occur in the line that first calls for the variable, not in the line containing the DIM statement.

Computer Case Company

WE MAKE A GREAT CASE FOR YOUR COMPUTER.

One size does not fit all. Our cases are designed for specific hardware configurations. When you put your computer in our case, it fits hand-in-glove. Once your equipment is safely inside the attache-style carrying case, it never has to be taken out again. To operate, simply remove the lid and connect the power. To store your computer, disconnect the power, enclose your disks, working papers, and manuals in the compartment provided, and attach the lid. It's easy as that.



IB502

IB501

• AP101	Apple II with Single Drive	$109
• AP102	Apple II with Two Disk Drives	119
• AP103	Apple II 9-inch Monitor & Two Drives	129
• AP104	Apple III, Two Drives & Silentype Printer	139
• AP105	13" Black & White Monitor with Accessories	99
• AP106	Amdek Color I, II or III Monitor	119
• FR152	Franklin Ace 1000 or 1200 with Two Drives	119
• FR153	Franklin Ace 1000 or 1200 with Two Drives & 9" Monitor	139
• RS201	TRS-80 Model I Computer, Expansion Unit & Drives	109
• RS204	TRS-80 Model III	129
• AT301	ATARI 400 or 800 Computers with Peripherals	109
• P401	Paper Tiger Printer (400/445/460)	99
• P402	Centronics 730/737 & Radio Shack Printer	89
• P403	Epson MX70 or MX80, Microline 82A Printer or Color Computer	89
• P404	Epson MX100 Printer	99
• P405	IDS 560 or Prism 132 Printer	109
• P406	C. Itoh Starwriter/Printmaster F-10 Printer	119
• P407	Okidata Microline 83A or 84 Printer	99
• P408	C. Itoh Prowriter 2 Printer	99
• P409	C. Itoh Prowriter (Apple Dot Matrix) or NEC PC8023 Printer	89
• IB501	IBM Personal Computer with Keyboard	129
• IB502	IBM Monochrome Monitor	99
• HP601	HP41 with Accessories	99
• CM702	Commodore 64 (or Vic 20) with One Drive	119
• CM703	Commodore Model 64 with Two Drives	129
• CM704	Commodore Model 64 with Dataset	109
• NS010	North Star Advantage	139
• CC80	Matching Attache Case (5")	85
• CC90	Matching Attache Case (3")	75
• CC91	Matching Accessories Case (5¼" Diskettes, Paper, etc.)	95
• CC92	5.25" Diskette Case (Holds 75 Diskettes)	49
• CC50	Case Cart	79

CALL TOLL FREE: (800) 848-7548

Computer Case Company, 5650 Indian Mound Court, Columbus, Ohio 43213 (614) 868-9464

MasterCard VISA

COMPUTER CASSETTES/ BASF -DPS



THE WORLD'S FINEST

- Data media for all microcomputers
- Used nationwide by software manufacturers, hobbyists, schools and businesses
- Premium 5-screw shell with leader fits all standard recorders

CASSETTE STORAGE CADDY

NEW! ORGANIZE YOUR TAPES! $2.95 EACH



GET ONE CADDY FREE! Buy 2 doz. Cassettes & One Caddy. Get One Caddy FREE!

OFFER EXPIRES AUGUST 1, 1983



FINEST QUALITY PHILIPS (NORELCO) TYPE HARD BOXES



TRACTOR FEED DIE-CUT BLANK CASSETTE LABELS

- SATISFACTION GUARANTEED OR YOUR MONEY BACK -

FOR IMMEDIATE SHIPMENT USE YOUR VISA OR MASTERCARD **CALL 213/710-1430**

ORDER FORM

ORDER NOW . . . MAIL TO: **YORK 10™ Computerware**

24573 Kittridge St., #CM, Canoga Park, CA 91307

ITEM	1 DOZEN	2 DOZEN	TOTAL
C-05	☐ 7.50	☐ 13.50	
C-10	☐ 8.00	☐ 14.40	
C-20	☐ 10.00	☐ 18.00	
Hard Box	☐ 2.50	☐ 4.00	
Storage Caddy $2.95 ea. Quantity _____ FREE Quantity _____			
Blank labels ☐ 4.00/100	☐ 30.00/1000		
	SUB TOTAL		
Calif. residents add 6% sales tax			
Shipping/handling 1 doz. $2. 2 doz. $3.50 3 doz. $4.50, each additional doz. $.50			
For Parcel Post instead of UPS ADD $1			
Outside Continental USA, ADD $2			
	TOTAL		

Each cassette includes two YORK 10 labels only. Boxes are sold separately. Shipments are by U.P.S. unless Parcel Post requested. Boxes, caddies, and blank labels are free of shipping charges when ordered with cassettes. When ordered without cassettes, shipping charges. Boxes—$1.00 doz., Caddies—$1.00 each. MINIMUM SHIPPING/HANDLING ON ANY ORDER—$2.00.

Name

Address

City State/Zip

Card No. Exp.

Signature

Check or M.O. enclosed ☐ Charge to Credit Card: ☐ VISA ☐ MASTERCARD

☐ PLEASE SEND QUANTITY DISCOUNTS

ATTENTION PROGRAMMERS!!

DATASOFT is currently seeking programs and programmers to add to their rapidly growing and expanding operation. A leading marketer and developer of personal computer software, DATASOFT offers experienced assembly-language programmers the opportunity to join their staff to develop and translate arcade games such as ZAXXON™, as well as to author original material for their games, education and home management product lines. DATASOFT pays competitive salaries, plus bonuses based on product performance. Relocation assistance is available, if needed.

If you have working knowledge of Atari, Apple, TI, or Commodore operating systems, graphics, animation and sound, call or write the Product Development Department at:

Datasoft Inc.®
COMPUTER SOFTWARE

9421 Winnetka Ave.
Chatsworth, CA 91311
(213) 701-5161 / (800) 423-5916

ZAXXON and SEGA are registered trademarks of Sega Enterprises. DATASOFT is a registered trademark of Datasoft, Inc.

The Home Accountant:™ It can cover your assets.

If you're concerned about your money, it's important to know not only where your assets are but whether they're working for you.

By tracking up to 200 different budget categories,* 5 different checking accounts and all the credit cards you can carry, The Home Accountant will let you know where you stand on any given day. It will even print your checks, your net worth statements and financial statements.

Additionally, full-scale color graphics of actual vs. budgeted expenses give you an instant overview of your financial condition.

The Home Accountant can save you enough time and money to more than justify its cost. And the experts agree:

"Of the five [home financial] programs reviewed here THE HOME ACCOUNTANT is the most thorough and powerful. Considering how much it can do, it's remarkably easy to use."
—Softalk, Apple, April, 1982.

"Personal-finance programs, have for the most part, a manual file system. Only THE HOME ACCOUNTANT is fully automatic."
—Popular Science, December 1982.

"The program itself does just about everything you'd ask of a personal finance package."
—Popular Computing, November, 1982.

THE HOME ACCOUNTANT. The #1 bestselling personal finance program in the world.

Available for: Apple II, IBM Personal Computer, Atari 400/800, Osborne, TRS-80 Model III, Commodore VIC 64.

*Actual budget capacities will vary with each computer.



Continental Software
A Division of Arrays, Inc.

Continental Software, 11223 South Hindry Ave.
Los Angeles, CA 90045, (213) 417-8031.

The Home Accountant is a registered trademark of Continental Software. Apple II is a registered trademark of Apple Computer, Inc. IBM Personal Computer is a registered trademark of IBM Corp. Atari 400/800 are registered trademarks of Atari, Inc., a division of Warner Communications, Inc. Osborne is a registered trademark of Osborne Computer Corp. TRS-80 Model III is a registered trademark of Tandy, Inc. Commodore VIC 64 is a registered trademark of Commodore Business Machines, Inc.

Likewise, if you forget to use RETURN to end a subroutine or tell the program to jump to a nonexistent line, the error message will refer to where the computer failed to carry out your instructions, not to where the mistake actually is located. Thus, interpreting this kind of error message requires some imagination, but at least the messages narrow your search to two areas.

If you go through the above steps and still don't find a mistake, you'll have to check the program line by line to be certain that each character is exactly the same as the original text. First, check the line numbers themselves, comparing number by number. Make sure none are missing and that there are no extra ones which never appeared in the magazine.

Now, check the program line by line. As you go, recheck the line numbers. A common mistake is to enter correct information on the wrong line, and it is very easy to miss this when checking because your eye tends to jump from what you read on the screen to the same thing on the page. You may not notice when a program line is matched up with the wrong line number.

Look For Omissions

Another common problem is skipping part of a line or repeating part. A small omission of this sort can produce dramatic results. In the following example, leaving out part of the line creates an "endless loop" that will stop the program in its tracks:

```
10 X=0
20 X=X+1
30 PRINT X
40 GOTO 20
```

This program will never get beyond line 40. Line 20 should have read:

```
20 X=X+1: IF X>10 THEN GOTO 50
```

The second part of line 20 allows the program to get out of the loop. Keep on the lookout for such omissions when you compare the listing line by line.

Once you have cleared up the major problems that keep the program from running at all, you can fine tune any glitches in the display. These can be tedious, but at least you have something to work with and can see right on the screen how your changes are affecting the program.

Troubleshooting can be frustrating. But when you check things out step by step – starting with the most likely sources of trouble – you will reduce your "debugging" time dramatically. ©

COMPUTE! Books

COMPUTER CASSETTES

100% Error-Free • Fully Guaranteed



LENGTH	12 PACK	24 PACK
C-05	79¢	69¢
C-10	89¢	79¢
C-20	99¢	89¢
Boxes	26¢	21¢

UPS $3.00 Pkg. $18.00 Case

C-10's 39¢
(Min. 500 Case Lot)
w/labels ADD 4¢,
w/boxes ADD 13¢

FOR ORDERS ONLY
1-800-528-6050
Extension 3005

MasterCard VISA

MICRO-80™ INC.
2665-C Busby Road
Oak Harbor, WA 98277

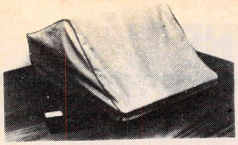

COMPARE!!
BUY THE BEST!!

B. L. & W. DUSTCOVERS

Original and unique concept provides protection from smoke, airborne dust and other contaminants harmful to delicate circuits and moving parts.

Our covers have outstanding features which provide a functional, durable and attractive alternative to other mostly unused types.

— PARTIAL LIST —

Apple II, IIe, III	Franklin Ace 1000	Praxis 30, 35, 45D
Atari 400, 800	HP, TI, Sperry	Super Brain
Altos	IBM PC, DW	TRS 80 II, III, IV
CBM 4032, 8032	KayPro II, Lanier	Televideo 802, 950,
Commodore 64	NEC APC	901
C Itoh 8300, 8510	NorthStar	Vector, Victor
DEC, Exxon, Eagle	Okidata ML series	Wang
Epson, MX, FX	Osborne 1	

For a complete list, visit your local computer store or contact us.

★ Top Quality Broadcloth
★ Durable ★ Washable
★ Will Not Crack or Dry Out
★ Allows Ventilation
★ Prevents Condensation
★ Designed to Fit Your Equipment

★ Easy to Store ★ Attractive
★ Custom Orders — Call Us
★ Toll Free Ordering
★ 7-10 Day Delivery
★ Satisfaction Guaranteed or Your Money Back

Ship To: (PRINT) _____

City _____ State _____ Zip _____ Phone _____

Make _____ Model _____ Computers $19.00; Keyboards Only $14.00

Sand ☐ Navy ☐ Pewter ☐ Cranberry ☐ Printers $16.00; Dual Disk Dr $14.00

Special Offer! **Monogramming—$3.50/cover.** Single DD $ 9.00 (Prices Include Shipping)

For orders received in August only. We cannot accept returns on monogrammed items.

Subtotal $_____

☐ Payment Enclosed PRINT INITIALS: ☐ ☐ ☐ Monogramming $_____

☐ Visa – Exp. Date _____ (TN Residents add 6% Sales Tax $_____

☐ Mastercard – Exp. Date _____

If Mastercard, Number above Name: _____ TOTAL $_____

Card # _____ Signature: _____

Mail To: B.L.&W., BOX 381076, GERMANTOWN, TN 38183 (800) 821-7709 or (901) 754-4465

BUSMASTER™



EXPANSION CHASSIS
FOR YOUR
VIC®
OR
64®

$79.95

Attractively Styled Housing • Six Slot Expansion • Switch Selectable • Fuse Protected • Reset Button • LED Power Indicator Each Slot • Cable Connection To Computer • U.L. Approved Materials

BUSMASTER-II Same as BUSMASTER PLUS SOFTWARE ENABLED SLOTS (Allows memory paging of up to 6x64K) **$99.95**

MINIBUS 3-slot expansion card: fuse protected, switch selectable **$29.95**

DISTRIBUTORS INVITED
Contact **RANDOM ACCESS MARKETING**
P.O. Box 1561, Newport Beach, CA 92663 **(714) 640-5119**
Manufacturer: HIGH TECH ENTERPRISES
#3 Corporate Plaza, Ste. 202, Newport Beach, CA 92660

VIC & 64 are trademarks of Commodore Business Machines, Inc.

New Commodore 64™ Games!

An introductory offer from

ADVANCED ARCADEWARE

HEAD ON
A daring and dangerous death race.

ATOMIC MAN
Super hero rescues a city.



ALIEN INVASION
4 players. Creatures descend.

SERPENTS
2 players. Snakes entangle each other.

4 game pack suggested list price $59.95

NOW $29.99

To order: Mail address along with check or money order to:

ADVANCED ARCADEWARE
P.O. Box 845
Thomasville, NC 27360
(919) 431-3231

Specify Disk-Pack or Cassette Pack
Add $2.00 for shipping Allow 2 weeks for delivery

C. Regena

DATA, READ, And RESTORE Statements

Let's look at DATA and READ – what do these statements do and how do you use them? Using DATA statements in a program can save memory and may be more efficient than using many equivalent lines of code. However, a DATA statement can be more difficult to decode or understand because it can look like just a random group of numbers.

DATA statements are used in conjunction with READ statements. Together they assign numbers or strings to variable names.

```
100 READ N
110 DATA 5      is equivalent to      100 N=5
```

The DATA-READ concept becomes efficient when you assign several values to a variable name for a particular procedure. Let's look at an example:

```
100 READ A
110 PRINT A,A*A
120 IF A=7 THEN 140 ELSE 100
130 DATA 3,2,6,8,7
140 END
```

When the program comes to READ A, the computer looks for the first DATA statement and assigns the first value, 3, to the variable A. The program continues, then comes to the statement READ A again. The computer has already read the first number, so it assigns the very next number, 2, to A. The process continues. Each time a READ statement is encountered, the *very next* data item in the DATA list is read, whether it is in the same DATA statement or the next DATA statement.

DATA Varieties

DATA statements may be placed anywhere in the program. They are ignored until a READ statement is executed. A "marker" is remembered by the computer so it knows exactly which data item has most recently been READ – and therefore which item the next READ statement will act upon.

A DATA statement may contain one item only or several items separated by commas. Data items may be numeric constants (numbers) or strings. Numbers may be positive or negative and may contain a decimal. Numbers may not be variable names and may not contain operators (such as 5/3). String variables do not need to be in quote marks unless there are leading spaces, trailing spaces, or embedded commas as part of the string. You may specify a null string by " ", or ,, in a series. Example:

```
300 DATA " ",JOHN,,,JIM," "
```

Line 300 contains six data items – null, JOHN, null, null, JIM, and null.

You may combine numbers and strings in the same DATA statements, but you must be careful that the data items in order match the READ statements. If the READ statement specifies a numeric variable, a string will not be accepted. You must have at least as many data items as the READ statements will try to access (or you will get an OUT OF DATA error). If you happen to have extra data items, they will be ignored.

A READ statement may specify one or several items. The items may be a combination of numeric and string variables. Keep in mind that READ statements only read the data and assign values to variables – later program lines would actually print, calculate, sort, or manipulate the data.

Following are some examples:

String Variables

```
100 FOR C=1 TO 5
110 READ A$
120 PRINT A$
130 NEXT C
140 DATA ED,BILL,JOHN,JIM,KELLY
150 END
```

Subscripted Numeric Variables

```
200 FOR I=1 TO 4
210 READ A(I)
220 PRINT "A(";I;")=";A(I)
230 NEXT I
240 DATA 32,-42,48,69,-73,89
250 END
```

Multiple Variables

```
300 FOR I=1 TO 3
310 READ A,B,C
```

```
320 CALL HCHAR(A,B,C)
330 NEXT I
340 DATA 12,24,42,8,8
350 DATA 35,20,15,38
360 END
```

To help conserve memory, a DATA statement can be up to four screen lines long (112 characters). You can edit and insert to make the line even longer. One exception is that if you have quite a few items separated by a lot of commas, the computer will accept only a little over three lines.

Printing Lowercase As An Example

The following program illustrates how DATA and READ statements are used to save memory in defining graphics characters. To specify each character number and definition in a separate CALL CHAR statement would require 26 statements. Using DATA and READ, four lines READ and define the graphics characters, and five data lines are used.

Program 1 redefines the small capital letters in characters 97 through 122 to graphics characters which can print actual lowercase letters. Letters with ascenders or descenders will require two letters to be printed. The chart shows which small capital letter (release the alpha lock key to print these) represents which graphic character. Lines 200-300 in the program illustrate how to print the lowercase letters.

Small Capital Letters And The Graphics Characters They Represent.



Program 1: Lowercase Letters

```
100 CALL CLEAR
110 FOR C=97 TO 122
120 READ C$
130 CALL CHAR(C,C$)
140 NEXT C
150 DATA 3D43818181814330,BCC2818181
    81C2BC,3C42808080804230,00000101
    01010101,3C4281FF80804230
160 DATA 0609080808080830,0101010141
    221C,0000808080808080,00000008,08
    0808080887,8890A0C0A0908884
170 DATA 0808080808080808,7884020202
    020202,BCC2818181818181,3C4281818
    181423C,8080808080808,0101010101
180 DATA BCC2818080808,3C42403C0202
    2423C,0000008080807F08,8181818181
    81433D,4141222214140808,0404888
    85050202
190 DATA 8244281028448282,1010202040
    4,7F0204081020407F
200 PRINT TAB(4);"l"
210 PRINT TAB(4);"l o vw e r
    {3 SPACES}c a s e"
220 PRINT :TAB(9);"l{3 SPACES}h
    {3 SPACES}h{3 SPACES}t"
230 PRINT TAB(7);"a l b n a b e l"
240 PRINT TAB(11);"p"
250 PRINT :::"  h{3 SPACES}d
    {3 SPACES}f{3 SPACES}h i i h l"
260 PRINT "a b c a e l a n l l k l n
    m"
270 PRINT TAB(13);"g{5 SPACES}j"
280 PRINT :TAB(13);"t"
290 PRINT "n o b a r s l u v vw x v
    z"
300 PRINT TAB(5);"p q";TAB(24);"y"
310 GOTO 310
320 END
```

RESTOREing

Now let's say you want to use a DATA statement to list some numbers. First you want to add the numbers, and then you want to multiply the numbers. The list of numbers for both processes is the same. To save memory (and typing effort), the TI allows you to RESTORE data. The RESTORE statement indicates that for the very next READ statement the computer will go back to the first DATA item in the program. RESTORE *resets* that "marker" to zero.

```
100 FOR I=1 TO 5
110 READ M,N
120 PRINT M;"+";N;"=";M+N
130 NEXT I
140 PRINT
150 DATA 3,2,5,7,4,4,2,1,9,7
160 RESTORE
170 FOR I=1 TO 5
180 READ A,B
190 PRINT A;"*";B;"=";A*B
200 NEXT I
210 END
```

RUN this sample program to see how the data items are used, then RESTOREd, then used again.

RESTORE can be very useful. TI BASIC also allows you to RESTORE to *a certain line of data* by specifying a line number. If you have a long program with lots of DATA statements, you can use a RESTORE *n* where *n* is a line number to make sure that each READ statement will read the correct data starting with the specified line of data.

This sample program illustrates the use of the RESTORE command. The DATA statements here contain duration factors and frequencies to be used in CALL SOUND statements. Ordinarily the first READ statement would read the first data items from the very first DATA statements. However, line 130 says to start reading the data in line 260 with the very next READ statement. Ten sounds are played; then we RESTORE 260 again so the ten sounds are repeated. Line 190 says RESTORE 240 so the data will start with line 240 for the very next READ statement.

Program 2: Sounds

```
100 CALL CLEAR
110 PRINT "SOUNDS"
120 FOR A=1 TO 2
130 RESTORE 260
140 FOR I=1 TO 10
150 READ T,F
160 CALL SOUND(T*50,F,2)
170 NEXT I
180 NEXT A
190 RESTORE 240
200 FOR I=1 TO 22
210 READ T,F
220 CALL SOUND(T*100,F,2)
230 NEXT I
240 DATA 2,1046,2,784,2,659,4,523,2,
    440
250 DATA 2,392,2,349,3,392,2,330,4,2
    62
260 DATA 6,330,4,262,4,330,6,392,4,5
    23,4,494,6,523
270 DATA 4,392,4,330,6,392
280 DATA 4,330,8,262
290 END
```

This "Southern States" program illustrates a variety of uses of DATA and READ statements. Keep in mind that the DATA statements can go anywhere in the program and are ignored until a READ statement is executed.

Note: As you are typing in programs from listings, the most likely place for *bugs* (errors) is in DATA statements. Be sure you copy DATA statements carefully. Watch particularly the placement of commas. Do not accidentally put a comma at the end of a DATA statement. If your data list consists of graphics definitions, those rounded characters are zeros, not the letter O. If your program stops with a BAD VALUE message, you can PRINT some of the variable names to see if you can pinpoint which DATA statement may be causing an error.

In any case, Southern States is an educational program that draws a map of the United States. One of the Southern States is outlined, and the user must type the name of the state. If the state is correct, the user must then type the name of the capital city. States are chosen in a random order. If you get the state and the capital right, that state will not appear again. However, if you miss an answer twice, the correct answer will be given and the state will appear again.

The data in lines 270-310 defines graphics characters for the map. We're using small capital letters so they can be printed, a faster method of drawing than using CALL HCHAR or CALL VCHAR. Be sure to release the alpha lock key to type in lines 320 and 480-510.

Line 330 (RESTORE 370) is not necessary the first time through the program because the data in line 370 would be the next data anyway. However, the program branches back to line 330 to RESTORE data if you'd like to try a "new" quiz. Lines 340-390 read the names of the states and the capital cities as the S$ array and C$ array.

Outlining States

Lines 540-560 randomly choose one of the states that has not previously been chosen and identified. The S$ value is set to " " (null) if the state is identified correctly. Depending on which state is chosen, certain data is RESTOREd (line 570 then lines 1500-2070).

Each state's data contains first a number representing the number of graphics characters that need to be defined. This number is READ in line 590 (READ N). Lines 600-630 then read the next data items to define the graphics characters. Line 640 reads N, the number of graphics characters that need to be placed on the map, and then lines 650-680 read the row coordinate, column coordinate, and character number from data to outline the state. To erase the state, line 1250 reads N, the number of characters needed to erase the state, and lines 1260-1290 read from the data the row coordinate, column coordinate, erasing graphic character, and number of repetitions. Most of the clearing is done with character 96, the plain yellow square, so repetitions can be used.

Program 3 Explained

Lines	
110	Clear screen.
120-170	Define colors for graphics.
180-210	Print title screen.
230-310	Define graphics characters for map.
320	Define L$ for use in printing the map.
330-390	Read names of states in S$ array and corresponding capital cities in C$ array.
400-460	Print instruction screen and wait for user to press ENTER.
470-510	Clear screen and print map of United States.
520	Perform quiz for 11 states.
530	Initialize T, which keeps track of errors.

540-560 Randomly choose a state which has not previously been identified correctly.
570 Depending on state chosen, branch to appropriate RESTORE statement.
580 Clear four lines under map where answers will be typed.
590-630 Define graphics characters for particular state.
640-680 Outline state on map.
690-710 Ask for state.
720 Clear previous answer if incorrect.
730-810 Receive user's answer.
820-830 Beep then test answer.
840-940 If answer is incorrect, sound "uh-oh" and return for another answer. If answer is incorrect twice, print correct answer, wait for user to press ENTER.
950 If answer is correct, play arpeggio.
960-1230 Similar to state, ask for capital city, receive answer, test answer, branch appropriately.
1240 If state and capital are correct, S$(R) is set equal to null, "", so the state will not be chosen again.
1250-1290 Erase the state.
1300 Return for next state to be identified.
1310 Clear printing.
1320-1370 Print option to try again and branch appropriately.
1380-1440 Subroutine to print "PRESS ENTER" and wait for user to press ENTER.
1450-1490 Subroutine to play music for correct answer.
1500-1560 RESTORE data for Texas.
1570-1620 RESTORE data for Oklahoma.
1630-2060 RESTORE data for Arkansas, Louisiana, Tennessee, Mississippi, Alabama, Florida, Georgia, South Carolina, and North Carolina.
2070 END.

If you prefer to save typing effort, you may receive a copy of Program 3 by sending $3, a blank cassette or diskette, and a stamped, self-addressed mailer to C. Regena, P.O. Box 1502, Cedar City, UT 84720. Be sure to specify "Southern States" for the TI-99/4A computer.

Program 3: Southern States

```
100 REM  SOUTHERN STATES
110 CALL CLEAR
120 FOR G=9 TO 12
130 CALL COLOR(G,12,1)
140 NEXT G
150 CALL COLOR(13,1,12)
160 CALL COLOR(14,1,12)
170 CALL COLOR(15,2,11)
180 PRINT "  ************************
    ":"  *";TAB(25);"*"
190 PRINT "  * IDENTIFY THE STATES *
    ":"  *";TAB(25);"*"
200 PRINT "  ************************
    "
210 PRINT :::TAB(7);"SOUTHERN STATES
    "
230 FOR G=96 TO 123
240 READ G$
250 CALL CHAR(G,G$)
260 NEXT G
270 DATA FFFFFFFFFFFFFFFF,3F1F0F0707
    030301,7F3F1F0F,FFFF7F7F3F3F3F3F
    ,FFFFF3C,F0F0F0E0E0C0C08,0F0F0F0
    F0F0F0F0F
280 DATA 0F0F0707030301,0101030307
    070F0F,0F0F0F0FFFFFFFFF,FFFFFFF
    7F1F0701,FF3F0F03,FFFFFFFFFFF0F0F
290 DATA F8FCFEFE7F3E,FFFFFFFFFEFCF8
    F,F0F8F8FCFCFEFEFF,0080800C0C0E0E
    0F,F0E0C08,FCFCF8F8F0F0F0F
300 DATA 8080C0C0E0E0F0F,0F1F3F7FFFF
    FFFFF,0000000000030F3FFF,0000000000
    0010307,E0E0E0F0F8FCFEFF,0000000
    00000800C0E
310 DATA 00E0F0FEFFFFFFFF,0000000000
    E0F8FE,E0E0E1E3FFFFFEFC
320 L$="                    "
330 RESTORE 370
340 FOR G=0 TO 10
350 READ S$(G),C$(G)
360 NEXT G
370 DATA TEXAS,AUSTIN,OKLAHOMA,OKLAH
    OMA CITY,ARKANSAS,LITTLE ROCK,LO
    UISIANA,BATON ROUGE,TENNESSEE,NA
    SHVILLE
380 DATA MISSISSIPPI,JACKSON,ALABAMA
    ,MONTGOMERY,FLORIDA,TALLAHASSEE,
    GEORGIA,ATLANTA
390 DATA SOUTH CAROLINA,COLUMBIA,NOR
    TH CAROLINA,RALEIGH
400 CALL CLEAR
410 PRINT "ONE OF THE UNITED STATES"
    ::"WILL BE OUTLINED.":::"TYPE TH
    E NAME OF THE STATE"
420 PRINT :"THEN PRESS <ENTER>.":::"
    IF THE STATE IS CORRECT,"
430 PRINT :"TYPE THE CAPITAL CITY"::
    "THEN PRESS <ENTER>."
440 PRINT :::"NAMES MUST BE SPELLED"
    ::"CORRECTLY TO BE ACCEPTED.":::
    TAB(15);"PRESS <ENTER>";
450 CALL KEY(0,K,S)
460 IF K<>13 THEN 450
470 CALL CLEAR
480 PRINT TAB(27);"ts":" i""""""""""
    """yz{7 SPACES}u"e":" ";L$;"yx
    {3 SPACES}t"r":"h";L$;"w vt""{"
490 PRINT "f";L$;"" t"nq":"f";L$;"
    "t""":"f";L$;"""""""x":"f";L$;
    """""""e":"g";L$;"""""""
500 PRINT " c";L$;"""n":" g";L$;"
    ""nq":"  j";L$;""e":"
    {4 SPACES}kj"l""""""""""""":T
    AB(10);"a""""""""ndj""p"
510 PRINT TAB(11);"bdc"ndddm
    {3 SPACES}co":TAB(13);"a"
    {8 SPACES}a":TAB(14);"b";TAB(24
    );"b":::::
520 FOR C=0 TO 10
530 T=0
540 RANDOMIZE
550 R=INT(11*RND)
560 IF S$(R)="" THEN 550
570 ON R+1 GOTO 1500,1570,1630,1690,
    1730,1780,1840,1890,1930,1980,20
    20
580 CALL HCHAR(20,1,96,160)
590 READ N
600 FOR I=128 TO 127+N
610 READ G$
620 CALL CHAR(I,G$)
630 NEXT I
640 READ N
650 FOR I=1 TO N
660 READ X,Y,G
670 CALL HCHAR(X,Y,G)
680 NEXT I
690 FOR I=1 TO 7
```

```
700 CALL HCHAR(21,2+I,ASC(SEG$("STAT
    E ?",I,1)))
710 NEXT I
720 CALL HCHAR(21,11,96,15)
730 S1$=""
740 CALL SOUND(150,1397,2)
750 FOR L=1 TO 15
760 CALL KEY(0,K,S)
770 IF S<1 THEN 760
780 IF K=13 THEN 820
790 CALL HCHAR(21,10+L,K)
800 S1$=S1$&CHR$(K)
810 NEXT L
820 CALL SOUND(100,880,2)
830 IF S$(R)=S1$ THEN 950
840 CALL SOUND(100,330,2)
850 CALL SOUND(100,262,2)
860 T=T+1
870 IF T<2 THEN 720
880 CALL HCHAR(21,11,96,15)
890 FOR L=1 TO LEN(S$(R))
900 CALL HCHAR(21,10+L,ASC(SEG$(S$(R
    ),L,1)))
910 NEXT L
920 GOSUB 1380
930 C=C-1
940 GOTO 1250
950 GOSUB 1450
960 FOR I=1 TO 9
970 CALL HCHAR(23,2+I,ASC(SEG$("CAPI
    TAL ?",I,1)))
980 NEXT I
990 T=0
1000 CALL HCHAR(23,13,96,15)
1010 S1$=""
1020 CALL SOUND(150,1397,2)
1030 FOR L=1 TO 15
1040 CALL KEY(0,K,S)
1050 IF S<1 THEN 1040
1060 IF K=13 THEN 1100
1070 CALL HCHAR(23,12+L,K)
1080 S1$=S1$&CHR$(K)
1090 NEXT L
1100 CALL SOUND(100,880,2)
1110 IF C$(R)=S1$ THEN 1230
1120 CALL SOUND(100,330,2)
1130 CALL SOUND(100,262,2)
1140 T=T+1
1150 IF T<2 THEN 1000
1160 CALL HCHAR(23,12,96,15)
1170 FOR L=1 TO LEN(C$(R))
1180 CALL HCHAR(23,12+L,ASC(SEG$(C$(
     R),L,1)))
1190 NEXT L
1200 GOSUB 1380
1210 C=C-1
1220 GOTO 1250
1230 GOSUB 1450
1240 S$(R)=""
1250 READ N
1260 FOR I=1 TO N
1270 READ X,Y,G,J
1280 CALL HCHAR(X,Y,G,J)
1290 NEXT I
1300 NEXT C
1310 CALL HCHAR(21,1,96,96)
1320 PRINT "TRY AGAIN? (Y/N)";
1330 CALL KEY(0,K,S)
1340 IF K=89 THEN 330
1350 IF K<>78 THEN 1330
1360 CALL CLEAR
1370 STOP
1380 FOR I=1 TO 11
1390 CALL HCHAR(24,20+I,ASC(SEG$("PR
     ESS ENTER",I,1)))
1400 NEXT I
1410 CALL KEY(0,K,S)
1420 IF K<>13 THEN 1410
1430 CALL HCHAR(24,21,96,11)
1440 RETURN
1450 CALL SOUND(100,262,2)
1460 CALL SOUND(100,330,2)
1470 CALL SOUND(100,392,2)
1480 CALL SOUND(200,523,2)
1490 RETURN
1500 RESTORE 1510
1510 DATA 11,0000001F10F0C0C,000000F
     F,8080808,8080808080808,FF808
     0808080808,F8080808080808,080
     80601
1520 DATA 00000000C03807,000000000000
     00FF,0000000000000F00C,020201010
     1010101,12,14,12,128,14,13,129
1530 DATA 14,14,130,13,14,131,12,14,
     132,12,15,133,13,15,134,13,16,1
     35,13,17,136,13,18,137
1540 DATA 14,18,138,15,18,138,4,12,1
     4,96,2,13,14,96,5,14,12,96,7,15
     ,18,96,1
1550 DATA 5,5,96,2,3,6,96,1
1560 GOTO 580
1570 RESTORE 1580
1580 DATA 10,000000FF8080808,000000F
     F,000000FC04040404,040404040404
     0404,0404040404FC,000000000000
     00FF
1590 DATA 00000000C03807,08080601,F8
     0808080808080808,FF,12,11,14,128,
     12,14,137,11,15,129,12,15,136
1600 DATA 13,15,135,11,16,129,13,16,
     134,11,17,129,13,17,133,11,18,1
     30,12,18,131,13,18,132,3
1610 DATA 11,14,96,5,12,14,96,5,13,1
     5,96,4
1620 GOTO 580
1630 RESTORE 1640
1640 DATA 9,000000000001F101,00000000
     00FF,0000000000F80404,08080F010
     1010102,0404080810101101,2020E
1650 DATA 0000FF,1C0201,1010101010
     101,10,11,18,128,11,19,129,11,2
     0,130,12,20,131,13,20,132
1660 DATA 14,20,133,14,19,134,14,18,
     135,13,18,136,12,18,136,4,11,18
     ,96,3,12,18,96,3,13,18,96,3
1670 DATA 14,18,96,3
1680 GOTO 580
1690 RESTORE 1700
1700 DATA 5,0000FF808080808,0000F010
     10080808,08080403,000000E0110B0
     F0F,4040404080808085
1710 DATA 14,19,128,14,20,129,15,20,
     130,15,21,131,15,19,132,3,14,19
     ,96,2,15,19,96,2,15,21,110,1
1720 GOTO 580
1730 RESTORE 1740
1740 DATA 7,0000000F1010204,003FC,00
     FF,00FF0204040810E,010102FC,000
     000FF,408080FF,9,11,19,128
1750 DATA 11,20,129,11,21,130,11,22,
```

```
      130,11,23,131,12,22,132,12,21,1
      33,12,20,133,12,19,134
1760  DATA 2,11,19,96,5,12,19,96,4
1770  GOTO 580
1780  RESTORE 1790
1790  DATA 9,0000000101010204,000000F
      F,000000F01010101,101010101010101
      010,10101010FFFFFFFF
1800  DATA 0000F0101113170F,20203F,08
      0808080810202,0808080810101,1
      0,12,20,128,12,21,129,12,22,130
1810  DATA 13,22,131,14,22,131,15,22,
      132,15,21,133,15,20,134,14,20,1
      35,13,20,136,6,12,20,96,3
1820  DATA 13,20,96,3,14,20,96,3,15,2
      0,96,1,15,21,110,1,15,22,100,1
1830  GOTO 580
1840  RESTORE 1850
1850  DATA 6,0000007F4040404,000000F0
      10080804,0404040202020101,02020
      201010101FF,44444444FFFFFFFF
1860  DATA 4040404040404,7,12,22,12
      8,12,23,129,13,23,130,14,23,131
      ,15,22,132,14,22,133,13,22,133
1870  DATA 4,12,22,96,2,13,22,96,2,14
      ,22,96,2,15,22,100,1
1880  GOTO 580
1890  RESTORE 1900
1900  DATA 5,0F080808FFFFFFFF,FF00000
      0C0F0FCFF,00FF0000000060E,00F9
      06,EFDFBF00BFDFEFFF,5,15,22,128
1910  DATA 15,23,129,15,24,130,15,25,
      131,16,27,132,4,15,22,100,1,15,
      23,106,1,15,24,96,2,16,27,32,1
1920  GOTO 580
1930  RESTORE 1940
1940  DATA 7,0000001F10080804,000000F
      808040203,8040202018040202,00F9
      06,80FF000000000060E,02020201010
      10101
1950  DATA 0404040202020101,7,12,23,1
      28,12,24,129,13,25,130,15,25,13
      1,15,24,132,14,23,133,13,23,134
1960  DATA 4,12,23,96,2,13,23,96,3,14
      ,23,96,1,15,24,96,2
1970  GOTO 580
1980  RESTORE 1990
1990  DATA 4,000000C08040203,003CC3,
      10EC040201010307,8040202018040202
      ,4,12,24,128,12,25,129,12,26,
      130
2000  DATA 13,25,131,3,12,24,96,2,12,
      26,110,1,13,25,96,1
2010  GOTO 580
2020  RESTORE 2030
2030  DATA 8,000102040408010E,00FF,FF,
      0000000000000FF,10EC0102010103
      07,003CC3,000003FC,01010207,8
2040  DATA 11,24,128,11,25,129,11,26,
      130,10,27,131,12,26,132,12,25,1
      33,12,24,134,12,23,135,4
2050  DATA 11,24,96,3,10,27,96,1,12,2
      3,96,3,12,26,110,1
2060  GOTO 580
2070  END
```

©

COMPUTE!
The Resource.

TI-99/4A OWNERS

Keyboard Basic • Learn at Home • No Classes

Comprehensive Instructional Series
plus Games, Educational & Useful Programs
(Including Checkbook/Budget Program)

For Information and ***Free Program,***
CALL TOLL FREE 1-800-241-6083

Basic ***TIPS***

AMLIST, Inc.
4542 Memorial Dr. #202
Atlanta, GA 30032 (404) 292-0576

MEMOREX
FLEXIBLE DISCS



WE WILL NOT BE UNDERSOLD!! Call Free **(800)235-4137** for prices and information. Dealer inquiries invited and C.O.D.'s accepted.

PACIFIC EXCHANGES
100 Foothill Blvd.
San Luis Obispo, CA
93401. In Cal. call
(800) 592-5935 or
(805) 543-1037

VISA

FOR T.I. ONLY!

Not another computer game but an actual speed handicapping aid for thoroughbred racing, handling up to sixteen horses per race from 4½ furlongs to 2 miles.



IT'S FAST!

Just six bits of information from *The Daily Racing Form*© and your TI-99/4 (4A) returns speed of each horse in ft./sec. at each quarter, plus predicted finish time! Manages horse numbers, OTB letters and scratches; adjusts routers and sprinters.

User friendly and error proof.

Package contains cassette and step-by-step instruction booklet. Data displays on screen and/or TI thermal printer (recommended) or compatable RS232.

ONLY $34.95!

NY residents add $2.88. Canadian residents: $42.95
Send check or money order to:

TRACKSMITH
P.O. Box 738, Cooper Station, NY 10276

VIC And 64 Escape Key

Thomas Henry

While programming, there are lots of ways to get trapped inside quotes and be unable to use the cursor controls. Until now, your only recourse was to hit RETURN and try the line again. With this handy utility, you can escape from "quote mode" traps by just hitting the pound sign key. The routine also serves as an example of machine language programming for those who are interested in trying their hand at it.

How many times has this happened to you? You're sitting at your VIC-20 or Commodore 64, entering or editing a program, and through a series of keystrokes that you probably don't even remember, get into the following trap. When you push a cursor movement key, instead of the cursor actually moving, you get a reverse field symbol on the screen. Frustrating, isn't it? As you have probably learned, about the only way to get free of the trap is to hit RETURN to get out of the line, and then start over.

Here's an easier way: a program that adds a valuable "escape" option to your computer. With this feature, the seldom used British pound symbol (£) becomes an escape key. When you are stuck in the "cursor trap" mentioned above, simply push the key; you will be released from what's called *the quote mode* and will be free to move the cursor as desired. Before looking at the program, let's examine the problem in greater detail.

Store Or Perform The Action

Some of the computer's keys are able to perform two distinct jobs, depending on whether the computer is in the immediate mode or program mode. These keys include LEFT, RIGHT, UP, DOWN, REV, OFF, CLEAR, HOME, INSERT, DELETE, and all of the color selection keys. In the immediate mode, you push one of these keys and the action is performed immediately. For example, depress the RIGHT key and the cursor moves one space to the right.

But one of the truly impressive features of all Commodore computers is their ability to store or save the action implied by the key. For example, here is a one-line program:

```
10 PRINT "{RIGHT} HELLO"
```

The string contains the word "HELLO" preceded by a cursor-right. When you type this line into the computer, the cursor-right movement is not performed; instead it is stored in the string. The cursor-right will be performed only when the program is run. We are storing a cursor movement to be executed later in the program mode. To indicate that a cursor-right movement is stored in the string, the computer will leave a reverse field brace symbol inside the quotes. In fact, every one of the keys mentioned above has a reverse field character which stands for it when it's inside quotes.

The trouble comes in when the computer thinks you're trying to store an action, but you want to perform it. There are a number of ways this can happen. One way is if you've typed in an odd number of quote marks while entering a line. Another way is pushing the insert key more times than you expected.

Escape By Machine Language

Having defined the problem, let's look at a program that will take care of it. Examine Program 1. This is the assembler listing of the VIC-20 "escape key" program. Since assemblers are now becoming quite common for the VIC and 64, enterprising users might wish to enter the source code in directly and assemble their own version. If you're an experimenter, you'll find that this is a great program to begin with. It's not too long, and yet not so short as to be a trivial exercise.



32 pages of 63 × 254 cells

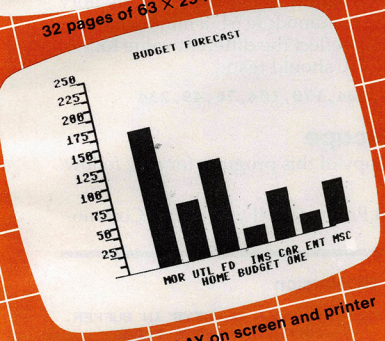

GRAPHIC DISPLAY on screen and printer

View as many as FOUR pages at one time





the foxiest Calc Result™

PLANNING and FORECASTING TOOL AVAILABLE

For the COMMODORE 64™ with disk drive

We started with the best that standard spreadsheet programs could offer. Then we added features designed to create a planning tool more useful than ever before.

The Result?

CALC RESULT! The most powerful, understandable and economical spreadsheet program on the market today.

Thirty-two pages, graphics and the ability to view up to four pages (spreadsheets) at once make CALC RESULT the spreadsheet program that outfoxes them all!

Calc Result Features:

- A three dimensional spreadsheet with 32 pages of 63 × 254 cells, offering unrivaled flexibility
- Graphic display on screen and printer
- The ability to view as many as four pages at once through a window and split screen. This allows you to compare spreadsheets!
- Help function on-line to make Calc Result's features easy to use
- Color coordinated cells that speed calculations
- IF-THEN-ELSE with AND, OR and NOT-ELSE functions in each cell give you unlimited possibilities for decision making
- Timesaving full function editing
- Flexible column width printouts for formatting reports
- Utilization of memory only in cells that are active
- Replicate, copy and move commands that save time
- Consolidation of spreadsheets to get the "bottom line"
- Protection of cells containing formulas
- Ability to load VisiCalc™ files

Distributed by:

COMPUTER MARKETING SERVICES INC.

300 W. Marlton Pike • Cherry Hill, N.J. 08002 • 609-795-9480

"Our products outfox them all!"

Commodore 64 is a trademark of Commodore Business Machines
VisiCalc is a trademark of VisiCorp.
Calc Result is a trademark of Handic Software, AB.

And it has a practical use too.

Examine Program 1 now. The first part shows the "equates" for the program. These equates give names or labels to the various internal addresses that are used by the program. For example, NOKEYS stands for location $C6, and this location always contains the number of keystrokes stored in the keyboard buffer. IRQVEC stands for the IRQ vector stored in RAM (Random Access Memory). And so it goes for all of the labels. Each stands for a location, and usually the label suggests the meaning of the location in question.

The IRQ Routine

The escape key initialization occurs next. A new vector is stuffed into RAM, and this vector directs the computer to always jump to the start of the new IRQ routine. This routine occurs next in the listing. As this is the heart of the whole program, let's examine it in greater detail.

The first thing that happens here is that all of the registers are saved temporarily. Next, the last key depressed is examined. If it wasn't the British pound symbol (which is used for the escape key), then the registers are restored and the normal IRQ is finished. But if it is the desired key, then a zero is stored in three important locations. These are CMODE, REVERS, and NOINST. Stuffing a zero in CMODE turns off the quote mode, a zero in REVERS turns off the reverse screen mode, and a zero in NOINST nulls out the number of inserts pending. Turning off these three locations allows you to escape from all of the "offending" modes.

Blanking The Pound

Recall that a British pound symbol has been printed to the screen. A true escape key shouldn't print anything; it should simply "escape." So the next block of code deposits a blank on top of the British pound character and backs the cursor up one space. The net effect is that no residual character is printed. So a true escape key has been implemented.

Before going on to the rest of the normal IRQ routine (called IRQRTN in Program 1), the registers are restored. We have kept the new routine transparent to the normal VIC-20 operating system. For the Commodore 64, IRQRTN is $EA31 instead of $EABF.

Since there are now countless memory packages available for the VIC-20, some consideration must be given to finding a convenient location for the program. As mentioned, you might wish to assemble your own version. Most users, however, will want to use the BASIC loader in Program 2. This loader will put the program into the top of memory, wherever that might be. Thus, it works for all VIC-20's with any amount of extra memory (if any). For the Commodore 64, a minor change must be made to reflect the different value for IRQRTN, Line 230 should read:

```
230 DATA168,104,170,104,76,49,234
```

Make An Escape

To prepare a copy of this program for use, follow these steps:

1. Type in Program 2. If you have a Commo-

Program 1: Disassembly Of VIC Version

```
0000                    NOKEYS = $C6        ;NUMBER OF KEYS IN BUFFER.
0000                    REVERS = $C7        ;SCREEN REVERSE FLAG.
0000                    ROW    = $D1        ;CURRENT CURSOR ROW.
0000                    COLUMN = $D3        ;CURRENT CURSOR COLUMN.
0000                    CMODE  = $D4        ;CURSOR MODE:0=DIRECT.
0000                    INKEY  = $D7        ;LAST KEYSTROKE IN.
0000                    NOINST = $D8        ;NUMBER OF INSERTS PENDING.
0000                    KEYBRD = $0277      ;KEYBOARD BUFFER.
0000                    IRQVEC = $0314      ;IRQ VECTOR.
0000                    IRQRTN = $EABF      ;NORMAL IRQ ROUTINE.
0000                    ;
1000  78                        SEI
1001  A2 0D                     LDX #<NEWIRQ ;SET UP NEW IRQ VECTOR.
1003  A0 10                     LDY #>NEWIRQ
1005  8E 14 03                  STX IRQVEC
1008  8C 15 03                  STY IRQVEC+1
100B  58                        CLI
100C  60                        RTS          ;RETURN TO BASIC.
100D                    ;
100D  48                NEWIRQ  PHA          ;SAVE ALL REGISTERS.
100E  8A                        TXA
100F  48                        PHA
1010  98                        TYA
1011  48                        PHA
1012  A5 D7                     LDA INKEY    ;GET LAST KEY PUSHED.
1014  C9 5C                     CMP #$5C     ;IS IT BRITISH POUND SIGN?
1016  D0 17                     BNE MOVEON   ;BRANCH IF NOT.
1018  A2 00                     LDX #$00     ;YES.
101A  86 D4                     STX CMODE    ;TURN QUOTE MODE OFF.
101C  86 C7                     STX REVERS   ;TURN REVERSE MODE OFF.
101E  86 D8                     STX NOINST   ;TURN INSERT MODE OFF.
1020  E8                       INX           ;TELL THE KBD BUFFER THAT
1021  86 C6                     STX NOKEYS   ;IT CONTAINS ONE KEYSTROKE.
1023  A4 D3                     LDY COLUMN
1025  88                        DEY          ;MOVE CURSOR BACK ONE SPACE.
1026  A9 20                     LDA #$20     ;THEN DEPOSIT A BLANK.
1028  91 D1                     STA (ROW),Y
102A  A9 9D                     LDA #$9D     ;FINALLY, PUT A CURSOR LEFT
102C  8D 77 02                  STA KEYBRD   ;IN THE KEYBOARD BUFFER.
102F  68                MOVEON  PLA          ;RESTORE ALL REGISTERS.
1030  A8                        TAY
1031  68                        PLA
1032  AA                        TAX
1033  68                        PLA
1034  4C BF EA                  JMP IRQRTN   ;FINISH NORMAL INTERRUPT.
```

$40 Can Make A Home Computer A Serious Computer



If you own a VIC-20™ or Commodore 64™,

someday you may consider getting a more sophisticated computer.

That could cost you thousands of dollars. Or just $40 for PractiCalc 20. ($50 for PractiCalc 64.)

Forty dollars will buy a PractiCalc software program for your VIC-20 and suddenly your VIC will be able to do many tasks that have made Apple® and IBM® computers so popular.



With PractiCalc and a VIC, you can devise budgets, and make business projections – instantly!

See what PractiCalc™ can do for you.

You can keep track of expenses, investments, and inventory.

Maintain and *instantly search** files.

Alphabetize lists, and rearrange long rows of numbers – instantly.

Even turn numbers into graphs.*

PractiCalc makes it practical to play with numbers, in a way you never could with pencil and paper. Sit down at your VIC, put in PractiCalc, and tasks that would normally take hours, take minutes.



PractiCalc. If you're tired of playing games, and want to get serious.

COMPUTER SOFTWARE ASSOCIATES PRODUCTS CAN BE PURCHASED THROUGH OUR DEALERS OR ORDERED DIRECTLY BY CALLING 1-800-343-1078.

PRACTICALC™

* Denotes features available only on PractiCalc 64 and PractiCalc Plus (for the Commodore VIC-20).

C-64™ and VIC-20™ are trademarks of Commodore Business Machines, Inc.

Apple® is a registered trademark of Apple Computers, Inc. IBM® is a registered trademark of International Business Machines, Inc.

Distributed by: *Micro Software International Inc*
The Silk Mill, 44 Oak St., Newton Upper Falls, MA 02164

dore 64, be sure to make the change to line 230 mentioned above.

2. Check for errors.

3. Save the program first.

4. Now try it out. Type RUN and hit RETURN.

5. Almost instantly, the program will relocate to the top of memory and perform a self-initialization. You may leave the program in place for the duration of a programming session; it will not interfere with normal BASIC operation.

Typing NEW will not affect the escape key program, but if you hit the RUN-STOP/RESTORE key combination, the program will be disabled. You can re-enable it quite easily by typing:

```
SYS 256*PEEK(56)+PEEK(55)
```

Since cassette operations affect the IRQ loop, you may wish to disable the escape option with a RUN-STOP/RESTORE before doing any loading or saving and re-enable it afterwards with the SYS 256*PEEK(56)+PEEK(55).

If you have the program in place, try it out. For example, type a quote mark. Now hit the RIGHT key a number of times. Do you see the reverse field brace? Now hit the British pound key. Then hit the RIGHT key once more. Notice that this time you actually move to the right. Think of the most outlandish combination of keystrokes that you can, then try the escape.

Program 2: BASIC Loader

```
100 T=256*PEEK(56)+PEEK(55)-55:GOSUB160
110 POKE56,HI%:POKE55,LO
120 FORA=TTOT+54:READD:POKEA,D:NEXT
130 X=T:T=T+13:GOSUB160:POKEX+2,LO:POKEX
    +4,HI%
140 SYS(X)
150 NEW
160 HI%=T/256:LO=T-HI%*256:RETURN
170 DATA120,162,13,160,16,142,20,3
180 DATA140,21,3,88,96,72,138,72
190 DATA152,72,165,215,201,92,208,23
200 DATA162,0,134,212,134,199,134,216
210 DATA232,134,198,164,211,136,169,32
220 DATA145,209,169,157,141,119,2,104
230 DATA168,104,170,104,76,191,234
```

©

NEW PRODUCT FOR

VIC-20* Commodore 64*



$24.95

Immediate delivery

• Add $2.00 Shipping and Handling

(In Texas, add 5% sales tax)

To Order: Send money order, certified check, personal check (allow 14 days to clear). MasterCard and Visa include card number and expiration date.

INTERFACES TWO DATA CASSETTES TO MAKE BACK-UP COPIES OF YOUR COSTLY PROGRAMS

1) Duplicates COPY PROTECTED programs
2) Copies machine language programs without Vicmon*
3) Copies several programs on one tape in one easy step
4) Allows you to hear and see transfered data
5) You can load and copy at the same time
6) 100% Hardware
7) Gold plated contacts

DATA CASSETTE COPIER

NOW YOU CAN SAVE COPY PROTECTED PROGRAMS

Dealers inquiries invited!!!

T&M PRODUCTS

P.O. Box 1172

DeSoto, Texas 75115

*TRADEMARK of Commodore Business Machines

COMMODORE-64™ and VIC-20™ users!

Meet an... IMP DOT MATRIX PLAIN PAPER PRINTER

Impact Printer by Fidelity Electronics 4"×4.5"2"



IMPACT PRINTER COMES COMPLETE WITH ALL 20/64 INTERFACES CABLES

Short on Price and Size... Long on Quality!

$129.95

Send Check or M.O. + $6.95 Shipping / Handling

Features: High quality print head- MCBF equal to 500,000 lines, 5 × 7, 30cps impact dot matrix, 144 dots per line, 2.25"w plain paper roll and cartridge ribbon included. 24 column width, lower case descenders, upper/lower case characters, can reproduce the entire 20/64 igraphics set, dot addressable graphics, supports custom character capability, reverse character mode, permits user selection of two character sets. Transformer included. 90-day warranty. N.Y. residents add applicable sales tax.

All Major Credit Cards Accepted

DEALER INQUIRIES INVITED

"Call THE Printer Experts"

For Information and Orders

INSTITUTIONAL COMPUTER DEVELOPMENT CORP.

Toll-Free 1-800-645-4710

(in N.Y., outside cont. U.S. 516-221-3000)

2951 MERRICK RD. DEPT. C8 BELLMORE, NY 11710

Vic 20 and Commodore 64 are trademarks of Commodore Electronics Ltd.

MW-302: VIC-20/64 Parallel Printer Interface.

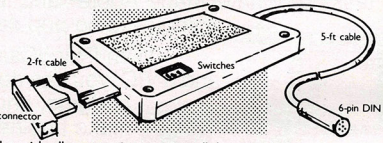

Works with all centronics type parallel matrix & letter printers and plotters—Epson, C.Itoh, Okidata, Nec, Gemini 10, TP-1 Smith Corona, and most others. Hardware driven; works off the serial port. Quality construction: Steel DIN connectors & shielded cables. Has these switch selectable options: Device 4,5,6 or 7; ASCII or PET ASCII; 7-bit or 8-bit output; upper & lower case or upper only. Recommended by PROFESSIONAL SOFTWARE for WordPro 3 Plus for the 64, and by City Software for PaperClip.

MW-302---------- $119.95

UNIVERSAL INPUT/OUTPUT BOARD FOR VIC-20/64 — NEW!

- 16-channel analog-to-digital converter
- 16 high current discrete outputs
- Eprom socket for custom program
- One digital-to-analog output
- Includes demo program in Basic

Dealer inquiries invited.

VISA MasterCard

MW-311V for VIC-20----------$185

MW-311C for CBM-64----------$225

Micro World Electronix, Inc.

3333 S. Wadsworth Blvd #C105, Lakewood, CO 80227

(303) 934-1973 or (303) 987-2671

BUSIWRITER

BUSIWRITER A Honey of a Word Processor

Why word processors?

Word processors allow the user to quickly and easily create letters, memos, notes, reports, term papers, manuals, poetry and any other written information using the memory of the computer as a pencil and paper. The computer display or terminal acts as a window through which the user views the information as it is entered. The outstanding advantage of using BUSIWRITER is that it acts not only as a pencil and paper but as a perfect eraser and automatic typewriter.



For Commodore CBM-64
Commodore 1515, 1525, Epson, C. Itoh, Qume, Diablo, NEC Spinwriter, Starwriter, Prowriter, Okidata, Microline, Gemini-10
And many more printers

BUSIWRITER The Queen Bee of Word Processors

BUSIWRITER allows the user to quickly and easily make any number of alterations to the text. BUSIWRITER will instantly reformat your text and show you exactly and continuously how the final output will appear. BUSIWRITER has more functions than any other known microcomputer word processor. With BUSIWRITER assisting in the entry of text, providing a **20 page memory** and performing an enormous number of editing/composing functions, the preparation of written data is far faster and outstandingly more accurate than if it were prepared by hand.

BUSIWRITER With the Sting Removed from the Prices

BUSIWRITER 64 . . . . . only **$99.00** for the CBM 64

BUSIWRITER AVAILABLE NOW FROM YOUR LOCAL DEALER
(800) 227-9998
FOR THE NAME OF YOUR NEAREST DEALER

California, Canada, Alaska and Hawaii please call (415) 965-1735

Skyles Electric Works
231G South Whisman Road
Mountain View, CA 94041

Europe please contact Supersoft, Winchester House, Harrow Wealdstone, England HA3 7SJ, Tel. 01 861 1166

Musical Atari Keyboard

Paul N. Havey

This program makes your Atari into a musical instrument. The sound of bells, piano, organ, etc. – it's all in your computer's keyboard.

"Music Keyboard 3" makes the Atari typewriter keyboard a music keyboard.

You can play the keyboard much like playing an organ. Strike a key, the note plays; release the key, the note stops. You can also change the decay of a note to sound like a piano, organ, or bells, and you can change registers to bass or treble with the SHIFT key.

Features

1. Variable decay of a note
2. Preset attack and release
3. Five octave range (C1 to C6)
4. Two-tier keyboard
5. Keyboard display on the screen
6. Monotonic (one note at a time)
7. Fast action

When you run this program, a picture of the Atari keyboard appears on the screen. The keys that are outlined only are not usable as notes. The white and black keys represent the same keys on a keyboard instrument.

Here's how to use the program:

- Starting-up
  1. Insert the Atari BASIC cartridge.
  2. Load or type into RAM memory Music Keyboard.
  3. Type RUN, then press RETURN.
  4. When the prompt "INPUT DECAY (0-1)" appears in the lower left section of the screen, type in a decimal number between zero and one (example: 0.89) and then press the RETURN key.
  5. When the word "PLAY" appears, begin playing.
- Changing the decay of a note after starting up:
  1. Press the space bar.
  2. Press the BREAK key.
  3. Type GOTO 1000, then press the RETURN key.
  4. When "INPUT DECAY (0-1)" appears, type in the decay value, then press RETURN.
  5. When the word "PLAY" appears, begin playing.
- Changing registers
  1. Press the SHIFT key.

Fast Keyboard Action

The Serial Port Control register, SKCTL, changes whenever a key is pressed or released. By reading SKCTL and using the value it contains as an expression in a GOTO statement, the program can decide what to do. SKCTL detects one of four possible keyboard conditions: the SHIFT and one of the character keys pressed together; the SHIFT key pressed by itself; a character key pressed by itself; or no key pressed at all.

Here are a few tricks used to get fast keyboard action. First, the value in SKCTL is used in the GOTO statements to direct the flow of control. Second, placing the logic for note playing at the beginning of the program increases speed since a GOTO target is found by searching a program from beginning to end. Third, removing the REM statements at the beginning leaves fewer statements to search to find the referenced line number. Fourth, using GRAPHICS 2 increases speed over GRAPHICS 0 by 20 percent. The display exists for reasons other than just showing the keyboard. Fifth, converting audio frequency codes to notes on the keyboard by table look-up avoids time-consuming computation. The keyboard code is used as an index to an array containing the frequency for that note. Sixth, POKEs are used instead of the SOUND statement.

Program Description

This program has three major sections. Lines 243-256 will cause a note to play when you press a key. Table 3 lists the SKCTL keyboard condition codes. Lines 400-1530 set up the display, the re-



BASIC COMMANDER

BASIC COMMANDER is the most powerful programming aid for the ATARI 400/800/1200. Single keys access DOS functions, list and count the variables you have used, or LIST, SAVE, ENTER, LOAD or RUN files. Even has 3 programmable keys which you can program for any legal BASIC statement. This powerful utility also provides automatic line numbering, block deletion of a range of lines, and FAST renumbering of all lines and references, with extensive error trapping. Disk only, requires 16K: $34.95.

MMG BASIC DEBUGGER

A totally unique utility for the ATARI 400/800/1200, unlike anything else available for microcomputers. TRACE through your BASIC program, printing line numbers or whole lines as they execute, to the screen or to a printer. Single step through your program, and change and/or display variable values at any time. Full screen editing: scroll your program up or down! The split screen mode allows you to view and edit two parts of your program at once. Search your program for any phrase, command or string of characters. Finally, you may obtain an alphabetized listing of your variables, with every line number in which each appears! Disk only, requires 24K: $34.95.



FOR YOUR ATARI FROM

FINAL FLIGHT!

Have you ever wanted to pilot your own plane? Now, thanks to your ATARI and FINAL FLIGHT!, you can. This all machine language flight simulation is as close to the real thing as possible, with full-color views from the cockpit, full instrumentation, multiple levels of difficulty, several weather conditions, and more! Puts you at the controls of a small, single-engine plane on its final approach to the runway. Multiple screen updates per second give a real-time feeling of flight. Disk or tape, requires 24K: $29.95.





CAREER COUNSELOR

A unique and fascinating way to explore the important world of careers, through a combination of education, fun, and a sense of adventure provided by the Career Search technique used. You enter your likes and dislikes concerning interests, abilities, and other goals, and the program generates a list of careers which satisfies your preferences. Through repeated use of this process, you gain valuable, life-long insights into your career goals. Contains hundreds of careers, with detailed information about each. Disk only, requires 32K: $59.95.

MMG MICRO SOFTWARE



GRAPHICS TITLER

Now you can design fantastic introductions or stunning visual displays for your own programs, and give that professional touch to your efforts. Supports 4 graphics modes, including high-resolution, multicolor mode 7.5! Allows mixing of text and graphics in any of the graphics modes. Includes both horizontal and vertical fine-scrolling routines for text using multiple letter sizes on the same line! The replicate command allows you to draw an object once, and copy it all over the screen with a single command! Disk only, requires 40K: $39.95.

MMG BUSINESS PROGRAMS

MAIL LIST	40K $39.95
MMG DATA MANAGER	40K $49.95
MMG FORM LETTER WRITER	40K $29.95
MMG GENERAL LEDGER	40K $99.95
MMG ACCOUNTS RECEIVABLE	40K $99.95
MMG ACCOUNTS PAYABLE	40K $99.95
MMG INVENTORY CONTROL	40K $99.95
MMG PAYROLL	40K $99.95



Available At Your Favorite Computer Store OR Send a Check or Money Order to:

MMG MICRO SOFTWARE • P.O. Box 131 • Marlboro, New Jersey 07746

OR CALL

(201) 431-3472

Please add $3.00 for postage and handling
N.J. Residents add 6% for sales tax

For MasterCard, Visa or COD Deliveries

ATARI is a registered trademark of ATARI, Inc.

defined characters, and the variables for the play section. Lines 1560-4000 contain data for the note and character tables.

Line 240 directs the program to the setup section. After setup is complete, control goes to the play section.

Lines 243-244 contain the action the program takes with both the SHIFT and a character key pressed. A note decays while the register changes. The register cannot change again until the SHIFT key is released. Lines 247-248 are accessed only if the SHIFT key alone is pressed. A register change – from bass to treble or from treble to bass – occurs, but no decay or release action is necessary.

Lines 251-253 direct the program to play a note if a character key only is pressed. The note does not change unless it is different from the last note played. The register changes from bass to treble or vice versa when a key on the keyboard is first pressed. The note decays as long as the same key is held down. Lines 255-256 take effect if no key is pressed. The sound stops and remains that way until another key is pressed.

The setup logic begins on line 520. Program variables are initialized on lines 520-530. Lines 540-570 select the screen mode and colors and print the title to the screen. Lines 600-630 transfer the treble and bass register notes into an array.

The table on page 58 of the *Atari BASIC Reference Manual* gives the hardware frequency codes with musical note values for the treble register. The bass register table, not found in any Atari manual, is in Table 4 of this article.

Lines 710-750 read the redefined character set data and place the entire character set in a new location. Lines 760-820 display the redefined characters as a picture of the keyboard. Table 5 gives the color factor to add to the character code. Lines 1000-1020 prompt the user to input the decay value and play. Lines 1520-1530 wait until no key is pressed to start the play logic.

Musical Atari Keyboard

```
240 GOTO 500
243 POKE 53761,T+L:L=L*DECAY*(L>0.5)
    :IF S<3 THEN R=R=0
244 S=4:GOTO PEEK(53775)
247 POKE 53761,T+L:L=L*0.5*(L>0.5):I
    F S<3 THEN R=R=0
248 S=3:GOTO PEEK(53775)
251 NP=PEEK(53769):IF NP-P OR S-2 TH
    EN P=NP:POKE 53768,R:REG=64*R:L=
    LOUD:POKE 53760,P(REG+P)
252 POKE 53761,T+L:L=L*DECAY*(L>0.5)
253 S=2:GOTO PEEK(53775)
255 POKE 53761,T+L:L=L*0.5*(L>0.5)
256 S=1:GOTO PEEK(53775)
400 REM *** SET-UP SECTION ***
```

Table 1: Program Variables*

Name	Description
A	temporary data
CHR	character number plus color code
DECAY	user option value
I	temporary index
L	current loudness
LOUD	maximum loudness
NP	new pitch table index
P	current pitch table index
R	Audio Control value (AUDCTL)
REG	pitch table register index
REP	number of character repeats
S	prior key pressed code
T	Audio Tone value
X	current character position – horizontal
XREF	left-most keyboard position
Y	current character position – vertical
YREF	upper-most keyboard position

Also see Table 2

Table 2: Hardware And O/S (PEEK & POKE) Descriptions

Name*	Address	Description
AUDF1	53760	Audio Channel 1 Freq.
AUDC1	53761	Audio Channel 1 Control
AUDCTL	53768	Audio Control
KBCODE	53769	Keyboard Code
SKCTL	53775	Serial Port Control
RAMTOP	106	Size defined by power ON
CRSINH	752	Cursor Inhibit (0 = Cursor On)
CHBAS	756	Character Base Register
CHRORG	57344	Character Set

Also see the Atari Operating System User's Manual

Table 3: Serial Port Control Keyboard Codes

Keys Pressed	Code
Character*	251
Shift	247
Shift/Character	243
No Key	255

Excludes the BREAK, SHIFT, and CTRL keys.

```
500 REM REDEF. CHARS. - DISPLAY
520 LOUD=15:T=160:SOUND 0,0,0,0
530 REG=0:R=0
540 GRAPHICS 2:SETCOLOR 1,0,12
550 SETCOLOR 2,15,6:SETCOLOR 3,0,4
560 SETCOLOR 4,15,6:SETCOLOR 0,0,0
570 ? #6;" MUSIC KEYBOARD  2.0":POKE
    752,1:? " PLEASE WAIT"
600 DIM P(255)
610 FOR I=0 TO 127
620 READ P:P(I)=P:P(I+128)=P
630 NEXT I
710 CHSET=(PEEK(106)-8)*256
720 CHORG=57344
730 FOR I=0 TO 511:POKE CHSET+I,PEEK
    (CHORG+I):NEXT I
740 FOR I=8 TO 11*8+7:READ A:POKE CH
    SET+I,A:NEXT I
750 POKE 756,CHSET/256:XREF=1:YREF=2
```

Table 4:
Bass Register Pitch Codes (TONE = 10 AUDCTL = 1)

Pitch	AUDFX	Pitch	AUDFX
C4	29	F2	89
B3	31	E2	94
(Bb3 or A#3)	33	(Eb2 or D#2)	100
A3	35	D2	106
(Ab3 or G#3)	37	(Db2 or C#2)	112
G3	39	C2	119
(Gb3 or F#3)	41	B1	126
F3	44	(Bb1 or A#1)	134
E3	47	A1	142
(Eb3 or D#3)	49	(Ab1 or G#1)	150
D3	52	G1	159
(Db3 or C#3)	56	(Gb1 or F#1)	169
C3	59	F1	179
B2	63	E1	190
(Bb2 or A#2)	66	(Eb1 or D#1)	201
A2	70	D1	213
(Ab2 or G#2)	75	(Db1 or C#1)	226
G2	79	C1	239
(Gb2 or F#2)	84	B0	253

Table 5: Character Color Codes

Color	Code
Black	32
White	0
Gray	128
Orange*	160

**Background*

Notes:

1. Redefined characters have Atari internal code numbers one to eleven inclusive.

2. Adding color code above to internal code displays characters in that color.

3. For more information, see the *Atari BASIC Reference Manual*, chapter nine.

```
760 FOR Y=1 TO 5:X=1
770 READ CHR,REP:IF CHR+REP=0 THEN 8
    20
780 COLOR CHR
790 PLOT XREF+X,YREF+Y:X=X+1
800 REP=REP-1:IF REP THEN 790
810 GOTO 770
820 ? #6:NEXT Y
1000 POSITION 13,9:? #6;"{4 SPACES}"
1010 POKE 752,0:? "{CLEAR}INPUT DECA
     Y [0-1]":INPUT DECAY:POKE 752,1
     :?
1020 POSITION 13,9:? #6;"PLAY"
1520 IF PEEK(53775)-255 THEN 1520
1530 GOTO 255
1560 REM TREBLE REGISTER DATA
1600 DATA 114,136,102,0,0,0,0,85
1610 DATA 35,0,31,45,0,40,30,0
1620 DATA 182,0,193,0,0,162,217,243
1630 DATA 0,0,68,50,0,57,76,85
1640 DATA 121,0,108,144,0,128,96,91
1650 DATA 60,0,64,47,91,53,72,81
1660 DATA 37,0,33,0,0,42,0,0
1670 DATA 0,153,204,0,0,172,230,0
1674 REM BASS REGISTER DATA
1680 DATA 112,134,100,0,0,0,0,84
1690 DATA 35,0,31,44,0,39,29,0
1700 DATA 179,0,190,0,0,159,213,239
1710 DATA 0,0,66,49,0,56,75,84
1720 DATA 119,0,106,142,0,126,94,89
1730 DATA 59,0,63,47,89,52,70,79
1740 DATA 37,0,33,0,0,41,0,0
1750 DATA 0,150,201,0,0,169,226,0
1790 REM NEW CHARACTERS
1800 DATA 0,60,66,66,66,66,60,0
1810 DATA 0,3,4,4,4,4,3,0
1820 DATA 0,195,36,36,36,36,195,0
1830 DATA 0,60,126,126,126,126,60,0
1840 DATA 0,3,7,7,7,7,3,0
1850 DATA 0,195,231,231,231,231,195,
     0
1860 DATA 0,255,255,255,255,255,255,
     0
1870 DATA 0,252,2,2,2,2,252,0
1880 DATA 0,252,254,254,254,254,252,
     0
1890 DATA 0,63,127,127,127,127,63,0
1900 DATA 0,195,228,228,228,228,195,
     0
2000 REM CHARACTER DISPLAY DATA
2020 DATA 129,1,36,3,129,1,36,2
2030 DATA 129,1,36,3,129,4,0,0
2040 DATA 10,1,6,11,11,1,3,1
2050 DATA 8,1,0,0
2060 DATA 37,1,41,1,129,1,36,2
2070 DATA 129,1,36,3,129,1,36,2
2080 DATA 129,1,36,1,129,1,0,0
2090 DATA 5,1,7,1,6,12,9,1,0,0
3000 DATA 160,3,138,1,135,7,137,1
3010 DATA 160,3,0,0
4000 END
```


This Publication is available in Microform.



University Microfilms International

Please send additional information

for _____ (name of publication)

Name_____

Institution_____

Street_____

City_____

State_____ Zip_____

300 North Zeeb Road, Dept. P.R., Ann Arbor, Mi. 48106

3-D Color Computer Patterns

George Trepal

Watching your computer trace harmonic visual figures and then rotating the completed patterns can be a most pleasant experience. Use these two programs to plot points, at different speeds, for your patterns.

The computer is capable of turning out interesting and complex Lissajous patterns. Imagine the patterns as being shadows cast by a three-dimensional wire frame on a turntable which can be rotated full circle, 360 degrees. The computer can do this rotation.

Note that the illustrations use small numbers to produce the patterns. Big numbers are much more interesting. One of my favorites is the combination 22 and 21. Numbers higher than 30 exceed the screen resolution and a blob results.

Both programs here use POKE 65495,0. In most Color Computers this POKE speeds up the machine so that it draws faster. Unfortunately, it throws off several important functions such as the ability to make sounds, load or save tapes, or use a printer. To get rid of the speed POKE, you can either press the reset button or POKE 65494,0.

Program 1 lets you rotate the pattern and is rather slow. Program 2 is much faster, but it doesn't allow the pattern to be rotated. Program 2 looks up in a table the place to draw the next line to; this is much faster than calculating each new position, as Program 1 does.

Program Calculations

Here's a technical description of Program 1. You can skip the math and just enjoy the art, unless you're curious.

Lissajous patterns are formed by a sine wave of frequency X modulating a sine wave of frequency Y. The result has to be plotted on circular coordinates. Rotation of a pattern is done by altering the phase of one wave in relation to the other.

Lines 20 through 90 give the speed POKE, clear variables, and take in parameters.

Lines 100 to 150 are constants used in the calculations. The reason for letting variables represent the constants is speed. The computer has to change a number into its floating point representation before it can work with it. The process is highly complex and takes time. Since BASIC is interpreted rather than compiled, every time the



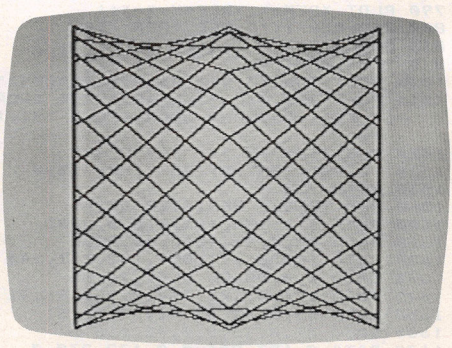

program sees a number it has to change it over. Variables are stored in floating point form, however, and simply have to be looked up in memory. This is much faster.

The delay loop in line 160 can be left out without hurting the program. Some people who have played with the program have been startled by the sudden switch from text to graphic screen and have managed to hit interesting things on the keyboard. The delay gives fingers a fraction of a second to move to a less dangerous position.

Lines 170 to 220 are just setting up parameters. The program will calculate a point and draw a line to it and then repeat the process. Lines 210 and 220 calculate an arbitrary line length. The idea is to achieve a compromise between a slowly drawn, beautiful pattern and a quickly drawn, jagged pattern.

Lines 230 and 240 produce the sine calculations. The multiplier expands the pattern to fill the screen. The number added to the end shifts the pattern so that the center of the pattern is also the center of the screen.

Lines 250 and 260 help to make things look a little better. Leave them out of the program to see why. Line 280 checks to see if you've pressed the space bar and want a new pattern.

Program 1: Plotting Points Calculated

```
20 POKE65495,0{3 SPACES}'THIS POKE D
   OUBLES THE SPEED OF MOST COLOR CO
   MPUTERS
30 CLS:PRINT:PRINT
40 PRINT"  PRESS THE SPACE BAR TO ST
   ART{4 SPACES}OVER AGAIN."
50 PRINT
60 C = 0:Z = 0:B = 0
70 PRINT " HORIZONTAL AXIS";:INPUT H
80 PRINT " VERTICAL AXIS";: INPUT V
90 PRINT"VIEWING ANGLE 0 TO 360";:IN
   PUT P
100 RA=57.2957
110 NT=90
120 NF=95
130 OT=120
140 TS=127
150 E=8
160 FOR I = 1 TO 90: NEXT I
170 P=P/RA
180 PMODE 4,1:PCLS:SCREEN 1,1
190 IF V>=H THEN M = V
200 IF H>V THEN M = H
210 Z = Z + H*(E/M)
220 B = B + V*(E/M)
230 Y=INT((SIN(Z/RA + P)*OT)+TS)
240 A=INT((SIN(B/RA)*NT)+NF)
250 C = C + 1
260 IF C =<4 THEN GOTO 300
270 LINE -(Y,A), PSET
280 IF INKEY$= " " THEN GOTO 320
290 GOTO 210
300 LINE -(Y,A), PRESET
310 GOTO 210
320 CLS
330 GOTO 30
```

Program 2: Plotting Points Read From Table

```
20 CLS:PRINT
30 POKE 65495,0{3 SPACES}'THIS POKE
   DOUBLES THE SPEED OF MOST COLOR C
   OMPUTERS
50 PRINT "  NOTE: AFTER YOU ARE THRO
   UGH{5 SPACES}USING THIS PROGRAM P
   USH THE{5 SPACES}RESET BUTTON ON
   THE BACK OF{5 SPACES}THE COMPUTER
   .  YOU WON'T BE{5 SPACES}ABLE TO
   CLOAD UNLESS YOU DO{5 SPACES}THIS
   ."
60 PRINT
70 PRINT "  TO USE THIS PROGRAM PRES
   S{7 SPACES}ANY KEY AFTER YOU HEAR
    THE{6 SPACES}THE BEEP."
80 DATA 128,130,132,135,137,139,141,
   143,146,148,150,152,154,157,159,1
   61,163,165,167,169,171,174,176,17
   8,180,182,184,186,188,190,192,193
   ,195,197,199,201,203,204,206,208,
   210,211,213,215,216,218,219,221
90 DATA 222,224,225,227,228,229,231,
   232,233,235,236,237,238,239,240,2
   41,242,243,244,245,246,247,247,24
   8,249,249,250,251,251,252,252,253
   ,253,253,254,254,254,255,255,255,
   255,255,255,255,255,255,255,255,255
100 DATA 254,254,254,253,253,253,252
    ,252,251,251,250,249,249,248,247
    ,247,246,245,244,243,242,241,240
    ,239,238,237,236,234,233,232,231
    ,229,228,227,225,224,222,221,219
    ,218,216,215,213,211,210,208,206
    ,204
110 DATA 203,201,199,197,195,193,191
    ,190,188,186,184,182,180,178,176
    ,173,171,169,167,165,163,161,159
    ,157,154,152,150,148,146,143,141
    ,139,137,135,132,130,128,126,124
    ,121,119,117,115,112,110,108,106
    ,104
120 DATA 102,99,97,95,93,91,89,87,85
    ,82,80,78,76,74,72,70,68,66,64,6
    3,61,59,57,55,53,52,50,48,46,45,
    43,41,40,38,37,35,34,32,31,29,28
    ,27,25,24,23,21,20,19,18,17,16,1
    5,14,13,12,11,10,9,9,8,7,7,6,5,5
    ,4,4,3,3,3,2,2
130 DATA 2,1,1,1,1,1,1,1,1,1,1,1,2,2
    ,2,3,3,3,4,4,5,5,6,7,7,8,9,9,10,
    11,12,13,14,15,16,17,18,19,20,22
    ,23,24,25,27,28,29,31,32,34,35,3
    7,38,40,41,43,45,46,48,50,52,53,
    55,57,59,61,63,65,66,68,70,72,74
140 DATA 76,78,80,83,85,87,89,91,93,
    95,97,100,102,104,106,108,110,11
    3,115,117,119,121,124,126,128
150 DIM X(360)
160 FOR J=0 TO 360
170 READ X
180 X(J)=X
190 NEXT J
200 DATA 96,98,99,101,103,104,106,10
    8,109,111,112,114,116,117,119,12
    1,122,124,125,127,128,130,132,13
    3,135,136,138,139,141,142,144,14
    5,146,148,149,150,152,153,154,15
    6,157,158,160,161,162,163,164,16
    5,167,168,169,170,171,172,173,17
    4
```

```
210 DATA 175,176,177,177,178,179,180
    ,181,181,182,183,183,184,185,185
    ,186,186,187,187,188,188,189,189
    ,189,190,190,190,190,190,191,191
    ,191,191,191,191,191,191,191,191
    ,191,190,190,190,190,190,189,189
    ,189,188,188,187,187,186,186,185
    ,185
220 DATA 184,183,183,182,181,181,180
    ,179,178,177,177,176,175,174,173
    ,172,171,170,169,168,167,165,164
    ,163,162,161,160,158,157,156,154
    ,153,152,150,149,148,146,145,143
    ,142,141,139,138,136,135,133,132
    ,130,128,127,125,124,122,121,119
    ,117
230 DATA 116,114,112,111,109,108,106
    ,104,103,101,99,98,96,94,93,91,8
    9,88,86,84,83,81,79,78,76,75,73,
    71,70,68,67,65,63,62,60,59,57,56
    ,54,53,51,50,48,47,46,44,43,41,4
    0,39,37,36,35,34,32,31,30,29,28,
    26,25,24,23,22,21,20,19,18,17,16
    ,15,15,14,13,12,11,11
240 DATA 10,9,9,8,7,7,6,6,5,5,4,4,3,
    3,3,2,2,2,2,2,1,1,1,1,1,1,1,1,1,
    1,1,2,2,2,2,2,3,3,3,4,4,5,5,6,6,
    7,7,8,9,9,10,11,11,12,13,14,15,1
    5,16,17,18,19,20,21,22,23,24,25,
    27,28,29,30,31,32,34,35,36,38,39
    ,40,42,43,44,46,47,49,50,51,53,5
    4,56
250 DATA 57,59,60,62,64,65,67,68,70,
    71,73,75,76,78,80,81,83,84,86,88
    ,89,91,93,94,96
260 DIM Y(360)
270 FOR J=0 TO 360
280 READ Y
290 Y(J)=Y
300 NEXT J
310 POKE 65494,0:SOUND 100,2:POKE 65
    495,0
320 IF INKEY$<>"" THEN GOTO 330 ELSE
     GOTO 320
330 CLS
340 PRINT:PRINT" PRESS THE SPACE BAR
     TO STOP AN  OLD PATTERN AND STA
    RT A NEW{5 SPACES}ONE.":PRINT:PR
    INT
350 PRINT @ 160,"  ENTER A NUMBER FO
    R THE HORI-{4 SPACES}ZONTAL AXIS
    "
360 INPUT "  ";X
370 IF X<0 THEN PRINT @ 224,"
    {18 SPACES}":GOTO 350
380 PRINT @ 256:PRINT "  ENTER A NUM
    BER FOR THE VER-{5 SPACES}TICAL
    AXIS"
390 INPUT "  ";Y
400 IF Y<0 THEN PRINT @ 352,"
    {13 SPACES}":GOTO 380
410 XP=0:YP=0
420 LINE (128,96)-(128+XP,96+YP),PRE
    SET
430 PMODE 4,1:PCLS(5):SCREEN 1,1
440 XP=XP+X
450 YP=YP+Y+PH
460 IF XP>360 THEN XP=XP-360
470 IF YP>360 THEN YP=YP-360
480 LINE -(X(XP),Y(YP)),PRESET
490 IF INKEY$="" THEN GOTO 330
500 GOTO 440
```


Maximum Memory=Maximum Application!

Maximum Memory allows you to use more powerful programs for:

- EDUCATION
- ENTERTAINMENT
- MAIL LISTS
- BUSINESS APPLICATIONS
- FINANCIAL RECORDS

APROPOS TECHNOLOGY

RAMAX™





A perfect investment to give your family and yourself more enjoyment and use from your home computer! The ease of operation, the neat appearance, and the real POWER it adds to your VIC at this low price makes it a MUST for every VIC home!

SPECIAL LOW PRICE!

Only $149!

Price includes shipping and handling within Continental USA. Foreign orders please add $15.00. Calif. Residents add 6% sales tax.

10 DAY MONEY-BACK GUARANTEE. If not satisfied, simply return in original condition for your money back.

NEW! RAMAX JR.™

Already own an 8k Expander? Get the NEW **RAMAX JR.**™! Identical to the RAMAX™ except with 19k instead of 27k. Our instructions will show you how to use your 8k as 8K-3 with JR. to get the full compliment of memory!

Only $129! Shipping Included

To equal the total memory of RAMAX™ you would have to buy Commodore's 16k Memory Expansion, PLUS their 8k Expansion, for a total list price of over $200.00! THEN you would need a "mother board" which would run the total up to OVER $400! With RAMAX™ you buy just ONE piece...at ABOUT HALF THE PRICE!

RAMAX™ Features and Specifications:

- Adds up to a full 27k bytes of additional RAM to the standard VIC-20's internal RAM.
- Built-in switch allows User selection of any combination of 5 areas of RAM memory*:
  - BLK 1 (8k:Adr.8192-16383)
  - BLK 2 (8k:Adr. 16383-24575)
  - BLK 3 (8k:Adr.24576-32767)
  - BLK 5 (Adr.40960-49152, allows/disallows 8k ROM games)
  - RAM (3k:Adr. 1024-4095)
  - RESET (Resets computer without power off/on)
- Built-in electrical Fuse to protect equipment.
- Totally self-contained. No external power supply needed.
- Two (2) extension connectors allow ANY additional cartridge and/or devices designed for the VIC expansion port.
- Very low power consumption (.175 amp usual).
- High reliability gold-plated connectors are designed for long life.
- Complete Operating Manual
- 6 month parts and labor warranty to original purchaser.
- Factory service.

*Many VIC-20 cartridges and programs require certain configurations of the memory (i.e. certain games will only run on the unexpanded VIC while others require the upper portion of the expanded memory). With RAMAX™ you have switches that turn-on and turn-off portions of the memory to provide the right area of memory - all without plugging or unplugging. It's so easy!

Contact Your Local Dealer.

Or Send Check or Money Order For the Total
Calif. residents add 6% tax.

Phone orders: Call **(805) 482-3604**

Foreign orders, add $15.00
All items shipped from stock.
DEALER INQUIRIES WELCOME

WE SERVICE WHAT WE SELL!

VIC-20 & Commodore-64 are registered trademarks of Commodore International.

350 N. Lantana Ave., Suite 821
Camarillo, CA 93010

New Product!

APROSPAND-64™ Gives your Commodore 64 full expandability! This superbly designed expansion module plugs into the 64 & gives you 4 switchable (singly or in any combination) expansion connectors - plus fuse protection - plus a reset button! only **$69.95**

Shipping Included

APROPOS TECHNOLOGY

VIC-20/64 Translations: Reading The Keyboard

Nathan Okun

When I bought my Commodore 64 computer, I recognized that there was very little software written expressly for my machine. But, because of its similarity to the VIC-20, I thought it would be possible to modify most – if not all – VIC programs with minimal effort to run on my computer, too.

A considerable number of locations used by the machines for internal workings are identical in both VIC and 64 memory maps, especially the first several hundred locations up through 831. The cassette buffers are given to location 1019, but some of the 64 sprites use memory from 832 to 1022, so this area is not directly compatible in most cases.

Also, even though the addresses are different, a number of locations seem to be used for the same purpose (excluding the screen and sound processing logic, of course). I recognized that the *contents* of many of these locations would be different, especially those holding addresses of memory limits and the like, but I expected that all of the differences would be straightforward, easily understood changes.

While a great many changes are straightforward, I quickly found a few locations that were not working in the same manner in both machines. Since it will be some time before I walk through enough VIC programs to hit all of the differences that exist, I decided to acquaint some 64 owners immediately with some of the pitfalls I discovered in my VIC to 64 translations. At least this will make you more cautious and keep you from wondering if your machines are broken when you get some weird results.

Hidden Keyboard Differences

In *COMPUTE!'s First Book Of VIC*, the article "Extended Input Devices: Paddles And The Keyboard," by Mike Bassman and Salomon Lederman, explains how the paddle works and how the VIC-20 handles its keyboard input logic, using the "polled" keyboard concept. This was one of my first translation attempts, since it seemed so easy to translate to the 64. After all, the keyboards of both machines are identical, right?

Wrong!

After a little work, I altered the VIC programs 2 and 3 in the article to programs 1 and 2 here. The differences are minor – I used a comma instead of a semicolon in the key code PRINT statement, for example. The hardest part was handling location 808 to turn off the RUN/STOP key's BASIC program BREAK effect. In the VIC, the normal value of this location is 112, but in the 64 it has a normal value of 237.

Changing this location to other values caused some problems until I found that setting it to zero seemed to work. I have no idea if this affects some other portion of the operating system, so the use of zero may not be universally correct.

Once it was written, I fully expected the keyboard matrix table of my 64 to be identical to that of the VIC. When I ran the program, however, I got considerably different results. I double-checked my program several times and could not find any mistakes, so I decided to compile my own 64 keyboard matrix table and see how things differed. Table 1 is the result. Note that the entire table is a transposition (axes swapped) of the VIC matrix with a couple of rows and columns rearranged. Apparently, the 64 designers wanted the RUN/STOP key to be in the upper left corner (127,127), so they made extensive changes for this and perhaps other reasons.

Once I realized that the polling values were different, I rewrote a VIC program which PEEKed into memory to read the character codes where they are stored. The program reads the character codes in location 197 as set by the BASIC program after BASIC has done its own polling of the keyboard. This location has the same meaning in the 64 as it has in the VIC.

At line 5 I added a POKE 808,0 to disable the STOP key's BREAK effect and thus allow me to find out its character code. As with the VIC, the SHIFT keys, the CTRL key, the COMMODORE key, and the RESTORE key have no effect on the value in location 197 – which is 64 when no

key is being pressed. My version of the PEEK program has the values running continuously up the TV screen in four columns, just like the version of the polling program that I used.

64's Hierarchy Of Keys

As suspected, the character codes were scrambled when compared to the VIC codes – in only a couple of cases were they the same. Table 2 shows the Commodore 64 character codes for each key. There is also a definite hierarchy in the keys so that if two or more are held down simultaneously, one of them always takes precedence unless an even higher-precedence key is added to the group. The character code number seems to be the order of precedence, with the higher number overriding any lower character number if both are pressed – RUN/STOP has the highest precedence in Table 2 and overrides any other key or keys.

If RUN/STOP is held down after another key has already been pressed and held, it won't cause a BREAK in those cases where the row select code in Table 1 is the same for the two keys when location 808 is returned to the normal 237 value. Apparently, the RUN/STOP key has been "fail-safed" to keep it from BREAKing a program unless the RUN/STOP key, and only the RUN/STOP key, is hit.

The above examples should make it very obvious that there are a number of subtle, but still critical, differences between the Commodore 64 and the VIC-20. Who would have imagined that they would change the keyboard logic when both machines use identical keyboards? Caution is definitely in order.

I now know of the following categories of VIC-20/Commodore 64 differences:

1. Screen and sound chip locations and related logic.
2. Sprite data storage and logic (VIC-20 has no sprites).
3. RAM areas (location, not contents – Commodore 64 is much larger here).
4. ROM operating system logic areas (VIC-20 has a larger operating system).
5. Contents of lower memory BASIC/operating system working areas (limit-of-memory registers and so forth in locations 0-831), though *most* will be straightforward changes from the VIC-20 contents (perhaps there are more differences such as the one in location 808).
6. LOAD/SAVE procedures (VIC-20 is considerably less complex, but this is one of the things that requires its extensive operating system memory area).
7. Keyboard polling values (Table 1) and character codes (Table 2).
8. Extra built-in joystick port and extra TV RF output in addition to the NTSC color monitor

How To Read Table 1:

The key code value is set into location 56321 when the indicated key is hit *and* that key's row has been previously selected by POKEing row select code into location 56320; otherwise, the value of 255 will be in location 56321. The indicated value will remain set as long as the key remains depressed. (Commodore 64 keyboard hardware does the setting automatically.) If more than one key *in a row* is hit simultaneously, the key codes are ORed together.

Table 1: Commodore 64 Keyboard Matrix Table

Key Code (for PEEK) Returned From Location 56321 ($DC01)
(Contents of Location 56321 = 255 Otherwise)

Legal Keyboard Row Select Code Values (Must Be POKEd Into Location 56320 ($DC00))

	127	191	223	239	247	251	253	254
127	RUN STOP	Q	COMMO-DORE	SPACE	2	CTRL	←	1
191	/	↑	=	RIGHT SHIFT	HOME	;	*	£
223	,	@	:	.	-	L	P	+
239	N	O	K	M	0	J	I	9
247	V	U	H	B	8	G	Y	7
251	X	T	F	C	6	D	R	5
253	LEFT SHIFT	E	S	Z	4	A	W	3
254	↑ CURSOR ↓	f5	f3	f1	f7	← CURSOR →	RETURN	DEL

COMPU SENSE

CS1 **QUICK BROWN FOX** $55.00
The Word Processor of this decade! For the VIC-20 and C-64.

COMMODORE 64®
$435.00

Plus you receive a free QBF Word Processor valued at $55.00

Write for FREE Catalog!

VIC-20®
$88.00

When you buy our 6 Game Pac or 6 Finance Pack $43.00

C-64 Software

Pet Emulator		$27.95
Editor Pac		67.00
File Pac		32.36
Account Pac		57.00
Farm Management I (Agricultural Software)		47.25
Home Budget		29.95
Stock Investments		76.95
Calc Result		140.00
650Z Professional Development System		27.95
Mail List		34.95
Vic Easy Lesson & Easy Quiz		35.97
Loan Calculator		15.95
Data Files		14.95
Research Assistant 2.0		28.00
Total Label 2.6 (Mailing Lables)	Tape	19.95
	Disk	22.00
Total Time Manager 2.6		37.00
Total Text (Word Processor) 2.6		40.00

C-64 Games

Flight 64 (Flight Simulator)	Tape	$13.95
	Disk	15.95
Gunslinger		13.95
Spellathon		16.95
Motor Mania		25.95
Renassance		25.95
Vic Clowns		25.00
Radar Rat Race		25.00
Jupiter Lander		25.00
Temple of Apshai		39.95
Upper Reaches of Apshai		16.95
Curse of Ra		26.95
Sword of Fargoal		19.95
Jump Man		26.95

VIC-20 & C-64 Hardware

VIC-1541	**Disk Drive**		347.00
VIC-1530	**Datasette**		67.50
VIC-1515	**Printer**		334.95
VIC-1010	**Expansion Module**		139.95
VIC-1311	**Joystick**		9.95
	Wico Joystick		28.00
VIC-1312	**Game Paddles**		19.95
	Telephone Modem		99.95
	Terminal Emulator (64)	Tape	9.95
		Disk	15.95
	40x25 Terminal Emulator VIC		40.95

VIC-1210 **VIC 3K Memory Expander Cart.** 34.95
Plugs directly into the VIC's expansion port. Expands to 8K RAM total.

VIC-1110 **VIC 8K Memory Expander Cart.** 52.50
8K RAM expansion cartridge plugs directly into the VI.

CM102 **24K Memory Expander Cart.** 119.95

VIC-1011A **RS232C Terminal Interface** 39.95
Provides interface between the VIC-20 and RS232 telecommunications modems. Connects to VIC's user port.

PETSPEED —
Basic Compiler for Commodore 140.00

Vic Rabbit Cartridge	35.00
CBM 64 Rabbit	35.00
Star G-10 Printer	360.00
Mura Modem	120.00
Smith Corona TP-1 Printer	650.00

CARDCO HARDWARE

CARDBOARD 6 $87.50
An expansion interface for the VIC-20. Allows expansion to 40K or accepts up to six games. May be daisy-chained for more versatility.

CARDBOARD 3 $35.95
Economy expansion interface for the VIC-20.

CARD "?" CARD/PRINT $76.00
Universal Centronics Parallel Printer Interface for the VIC-20 or CBM-64. Use an Epson MX-80 or OKIDATA or TANDY or just about any other.

CARDETTE $30.95
Use any standard cassette player/recorder with your VIC-20 or CBM-64.

LIGHT PEN $29.95
A light pen with six good programs to use with your VIC-20 or CBM-64.

16K Memory Expander $50.50
All CARDCO Products have a lifetime warranty.

COMMODORE SOFTWARE

VIC-1211A **VIC-20 Super Expander** $55.00
Everything Commodore could pack into one cartridge — 3K RAM memory expansion, high resolution graphics plotting, color, paint and sound commands. Graphic, text, multicolor and music modes. 1024x1024 dot screen plotting. All commands may be typed as new BASIC commands or accessed by hitting one of the VIC's special function keys. Includes tutorial instruction book. Excellent for all programming levels.

VIC-1212 **Programmer's Aid Cartridge** $45.99
More than 20 new BASIC commands help new and experienced programmers renumber, trace and edit BASIC programs. Trace any program line-by-line as it executes, pause to edit. Special KEY command lets programmers redefine function keys as BASIC commands, subroutines or new commands.

VIC-1213 **VICMON Machine Language Monitor** $48.99
Helps machine code programmers write fast, efficient 6502 assembly language programs. Includes one line assembler/disassembler.

VIC-20 Software

for Business & Home Applications

6502 Professional Development System		$25.00
Vic Forth (Advance Computer Language)		49.95
Hess Mon (Machine Language Monitor)		34.95
Hess Writer (Word Processor)		34.95
Turtle Graphics		34.95
Total Label 2.1	Tape	17.95
	Disk	22.00
Total Time Manager 2.1	Tape	28.00
	Disk	32.00
Research Assistant 2.0	Tape	28.00
	Disk	32.00
Total Text 2.5	Tape	30.00
Encoder		34.95
Acct. Payable & Receivable	Tape	29.00
	Disk	35.00

VIC-20 Games

Exterminator Plus (Excellent)		$17.95
Anti Matter Splatter (Disaster)		17.95
Rescue From Nufon (Great)		12.95
Tank Wars (War Game)		15.95
Simon (Great for kids)		13.45
Dam Bomber (Avoid the enemy)		13.45
Breakout		7.95
Snack Man (Pac Man)		17.95
Defender on Tri		17.95
Amok	Cart.	23.95
	Cassette	19.94
Starfighter		17.95
Torg		15.95
Gridrunner		34.95
Invasion Orion		20.95
8K Backgammon		19.95

TO ORDER:
P.O. BOX 768
WICHITA, KS 67201
(316) 263-1095

AMERICAN EXPRESS®
MasterCard
VISA

Handling charges $2.00
C.O.D. (Add $2.00)
Personal checks allow 3 week delivery
VIC-20® is a registered trademark of Commodore
Prices subject to change

output port (lots of tricks probably possible with these!)

Other hidden differences are probably waiting for the unwitting Commodore 64 owner to stumble over when he wants to use a VIC program. I hope that anyone who does find some will write in to tell the rest of us.

Table 2:

Character Codes Returned From Location 197 For Each Key Entry (Commodore 64)

KEY	CHAR CD	KEY	CHAR CD	KEY	CHAR CD	KEY	CHAR CD
←	57	Q	62	STOP	63	Z	12
1	56	W	9	A	10	X	23
2	59	E	14	S	13	C	20
3	8	R	17	D	18	V	31
4	11	T	22	F	21	B	28
5	16	Y	25	G	26	N	39
6	19	U	30	H	29	M	36
7	24	I	33	J	34	,	47
8	27	O	38	K	37	.	44
9	32	P	41	L	42	/	55
0	35	@	46	:	45	CRSR DN	7
+	40	*	49	;	50	CRSR RT	2
-	43	↑	54	=	53	SPACE	60
£	48	f1	4	RETURN	1		
HOME	51	f3	5				
DEL	0	f5	6				
		f7	3				

NO KEY = SHIFT KEY (either) = CTRL KEY = COMMODORE KEY = RESTORE KEY = 64 as CHAR CODE

Program 1:

Machine Language Program To Capture Key Code Before Changed By BASIC. (Incorporated as a BASIC loader in Program 2.)

Note: Change 127 ($7F) to any of the other legal row select values, depending on the key used. See Table 1. The routine is needed because the BASIC interpreter is continually changing the row select value to 127 to check for a STOP input from the keyboard at the end of every command, so we must grab the key code for our key by setting the desired row select and saving our key code for that row before the end of any BASIC instruction. It is used in Program 2, and it can be used in any program you create to check for keyboard inputs.

(Hex)			Assembly		Comments
A9	7F		LDA	#$7F	;Row select code = 127 (example)
8D	00	DC	STA	$DC00	;Set row select code (56320)
AD	01	DC	LDA	$DC01	;Get key code from 56321
8D	FF	9F	STA	$9FFF	;Save key code at 40959
60			RTS		;Return

Note: Higher values of the CHAR CODE override lower values if two or more keys are pressed simultaneously. If any key in the 127 *row* of Table 1 is held down prior to pressing the RUN/STOP key, location 197 will change to 63 but a BREAK will not occur.

Program 2:

Disable RUN/STOP Key And PRINT Key Code Of Pressed Key(s)

Note: You will probably want to delete REM statements when you key this in. Also, putting 0 in location 808 works, but this is an important location and a value of 0 might not be correct for every program.

```
5 POKE 808,0:REM NORMAL VALUE=237. DISAB
    LES RUN/STOP WHEN = 0.
8 REM LINE 10 CUTS OUT 21 BASIC RAM LOCA
    TIONS
10 POKE 51,235:POKE 52,159:POKE 55,235:PO
    KE 56,159
20 FOR K=0 TO 11:READ X:POKE 40940+K,X:NE
    XT:REM LOAD MACHINE LANGUAGE
30 SYS 40940:REM CALL MACHINE LANGUAGE PR
    OGRAM--SAVES KEY CODE IN 40959
40 PRINT PEEK(40959),:REM PRINTS 255 UNTI
    L KEY(S) IN SELECTED ROW ARE HIT
50 GOTO 30:REM KEEP PRINTING UNTIL MACHIN
    E TURNED OFF (STOP IS DISABLED)
60 DATA 169,127,141,0,220,173,1,220,141,2
    55,159,96: REM MACHINE LANGUAGE
70 REM ML PROGRAM TO SAVE KEY CODE LOADED
     INTO LOCATIONS 40940-40951
```

©

$100 COMMODORE 64 SOFTWARE COUPON $100

Expires 10-1-83

SAVE UP TO $100

THIS COUPON VERIFIES THAT THE BEARER HAS PURCHASED A ☐ COMMODORE 64 COMPUTER ☐ DISK DRIVE ☐ PRINTER ☐ MONITOR WHICH QUALIFIES FOR THE PURCHASE OF COMMODORE 64 SOFTWARE FROM THE LIST SHOWN HEREIN AT 1/3 OFF SALE PRICES!!!

THIS PURCHASE IS LIMITED TO A MAXIMUM OF $300.00 AT SALE PRICES; OR $200 AT THE SPECIAL 1/3 OFF PRICES. THIS ALLOWS UP TO $100.00 SAVINGS OFF SALE PRICES!! AND MUCH MORE OFF LIST PRICES. YOU CAN BUY ANY AMOUNT OF ITEMS AT THE SPECIAL 1/3 OFF PRICE AS LONG AS YOU DON'T EXCEED $200 AT THE SPECIAL 1/3 OFF PRICES!!

THIS COUPON CAN ONLY BE USED ONE TIME!!

Order	Item	List	Sale	1/3 Off Price
☐	SCRIPT 64 - EXECUTIVE WORD PROCESSOR (Disk Only)	$99.00	$79.00	$52.00
☐	COMPLETE DATA BASE (Disk Only)	$89.00	$69.00	$46.00
☐	ELECTRONIC SPREAD SHEET (Tape or Disk)	$89.00	$69.00	$46.00
☐	ACCOUNTING PACK (Tape or Disk)	$69.00	$49.00	$32.00
☐	TOTAL 5.2 WORD PROCESSOR-PLUS			
	(Tape)	$69.00	$56.00	$37.00
	(Disk)	$79.95	$64.00	$42.00
☐	TOTAL TEXT 2.6 WORD PROCESSOR			
	(Tape)	$44.95	$39.00	$26.00
	(Disk)	$49.95	$42.00	$28.00
☐	TOTAL LABEL 2.6			
	(Tape)	$24.95	$18.00	$12.00
	(Disk)	$29.95	$23.00	$15.00
☐	QUICK BROWN FOX WORD PROCESSOR (Cartridge)	$69.00	$59.00	$40.00
☐	PROGRAMMERS HELPER (Disk Only)	$69.00	$59.00	$40.00
☐	BASIC TUTOR (Tape or Disk)	$29.95	$24.95	$15.00
☐	TYPING TUTOR (Tape or Disk)	$29.95	$24.95	$15.00
☐	SPRITE DESIGNER (Tape or Disk)	$16.95	$14.95	$10.00
☐	MEDICINE MAN (Tape Only)	$19.95	$17.95	$12.00
☐	WEATHER WAR II (Tape Only)	$19.95	$17.95	$12.00
☐	PROFESSIONAL JOY STICK	$24.95	$16.95	$11.00
☐	LIGHT PEN	$39.95	$29.95	$20.00
☐	DUST COVER	$ 8.95	$ 6.95	$ 4.60

SUPER BONUS COUPON DEAL!	List	Sale	Bonus Price
80 COLUMN BOARD. 80 Characters per line on the screen at one time includes word processor, mail merge - data base, electronic spread sheet on two tapes. (For disk add $10.00)	$275	$179	$159

• LOWEST PRICES • 15 DAY FREE TRIAL • 90 DAY FREE REPLACEMENT WARRANTY
• BEST SERVICE IN U.S.A. • ONE DAY EXPRESS MAIL • OVER 500 PROGRAMS • FREE CATALOGS

WE LOVE OUR CUSTOMERS

John H. Scheele, President

PROTECTO ENTERPRIZES (WE LOVE OUR CUSTOMERS!)
BOX 550, BARRINGTON, ILLINOIS 60010
Phone 312/382-5244 to order

SAMPLE

$100 $100

MACHINE LANGUAGE

Jim Butterfield, Associate Editor

A Bagel Break

Let's walk through an example of programming a complete game, including machine language. We'll make it a simple one: "Bagels," a guessing game that has appeared under other names, including the commercially packaged game, *Master Mind*.

We'll make this one simple, with few frills. We could do it entirely in BASIC, of course; we're using machine language for the practice and for the thrill of seeing the answers come up instantly. You can judge for yourself whether or not machine language handles the job more efficiently.

Ground Rules

We will assume that BASIC will generate the random codes. Yes, you can generate pseudo-random numbers in machine language, too, but we'll shorten the job with BASIC. Once we're into a game, we'll stay entirely in machine language.

The program is written to work on all Commodore machines up to and including the VIC and 64. This means that we need to be careful about memory, since different machines have differently arranged memories. We'll avoid this problem by using the cassette buffer area that is located in the same area in all these machines. And of course, we'll use the built-in Kernal routines that work on all Commodore units: FFD2 to print, FFE4 to get a character.

Planning

We'll need the following work areas:

- A counter which keeps track of the number of guesses (let's put this at $0240 hexadecimal);
- A counter which says how many "exact" matches have been found on this guess (let's use $0241);
- A counter which says how many "inexact" matches have been found (use $0242);
- A counter to keep track of the number of characters typed by the player (we'll use $0243);
- A place to keep the mystery code (four locations from $0244 to $0247 hex);
- A place to put a copy of the mystery code (from $0248 to $204B);
- A place for the user's guess (from $024C to $024F).

Why do we make a copy of the mystery code? Because we will destroy parts of this copy as we test for matches. That way, we will never count the same item twice as a match.

Writing The Program

We lay out a blank piece of paper and try to write the logic. We assume that the BASIC program has placed the mystery code (alphabetic characters from A to F) into hex addresses 0244 to 0247 before it calls upon our program to play the game. Here we go: we'll write a "main routine" first. Although we plan to put it into the cassette buffer (starting at hex 033C), we don't need to write in the addresses – yet.

```
START   LDA #$00
        STA $0240
```

We set our "number of guesses" to zero for starting. Now, on to the next guess:

```
GUESS   INC $0240
        LDA $0240
```

Our guess-number is set one higher, and we bring it into the A register.

```
        CMP #$0A
        BEQ QUIT
```

If we've had nine guesses, we quit here and let BASIC take over. By the way, we don't know exactly where to branch ahead, so we give the branch location a name rather than an address. We'll fill this in soon. In the meantime, if we don't branch, it's time to play:

```
        JSR PLAY
```

This subroutine will do the whole job of receiving one guess from the user and accounting for it. If the user guesses perfectly, the Z flag will be set. In any other case, we'll need to go back:

```
        BNE GUESS
QUIT    RTS
```

Again, we may not know the exact address to which we're looping back at the time we scribble down our first program outline. We'll fill it in later. Sometimes we do this by "hand," and sometimes an assembler program will do it for us. A full-scale assembler will take the "labels" we have used – GUESS, QUIT, and PLAY – calculate their addresses, and make the substitution for us. If we have a smaller assembler, or are assembling by hand, we'll need to write in the addresses. We do this in two columns:

The First and Only System to Backup Diskettes Protected by Bad Sectoring without modification to your drive.



ATARI DISK BACKUP SYSTEM $49.95

Superclone is the *only* ATARI diskette copier system that lets you backup just about ANY 'copy protected' diskette. . . including those protected by 'bad sectoring.' Bad tracks and sectors are created *without* modifications to or adjustments of your hardware. Each backup diskette generated by Superclone functions *exactly like the original.* . . .self-booting, etc. (In fact, we suggest that you use the backup and save the original.)

Superclone includes:

SCAN ANALYSIS - Map of diskette contents (Location of data, bad sectors, etc.)

FORMATTING/BAD SECTORING - Non-ATARI DOS formatting and bad track/sector creation.

BACKUP - Copies just about everything we can find. . . regardless of protection scheme.

Superclone is user-friendly and simple to use.

PIRATES TAKE NOTE: SUPERCLONE only allows two copies to be made of any specific diskette. . .Sorry!!!

SYSTEM REQUIREMENTS

Atari 400 or 800 Computer / 48K Memory
One Atari 810 Disk Drive / Printer Optional

Available at your computer store or direct from FRONTRUNNER. Include $2.00 ($5.00 Foreign Orders) for each system. DEALER INQUIRES ENCOURAGED.

FRONTRUNNER COMPUTER PRODUCTS

TOLL FREE ORDER LINE:
(24 Hrs.) **1-800-648-4780**
In Nevada or for questions
Call: (702) 786-4600
Personal checks allow 2-3 weeks to clear. M/C and VISA accepted. Include shipping.

316 California Avenue, Suite #712
Reno, Nevada 89509 - (702) 786-4600

Others make claims. . .SUPERCLONE makes copies!!!

ATARI is a Trademark of ATARI, Inc.

VIC-20* OWNERS



The CB-2 is a complete hardware and software package that allows you to easily and efficiently make a back-up copy of your valuable software library. Now you can protect your investment!

Unique features:

- Allows connection for one or two Datasette recorders (or equivalent). Two recorders required for **simple** back-up copies.
- Exclusive state-of-the-art circuitry lets you **actually hear and see** tape data being loaded or saved.
- Special wave shaping circuitry makes a back-up copy as good or better than the original.
- CB-2's **Super Blocksaver** software and interface card allow you to make a back-up copy of your cartridge programs.

a) **CB-2 Assembled** **$89.95**
(Suggested Retail Price $114.95)

b) **Special CB-2 System for Dataspan-20/50 owners** **$79.95**
(Please specify which model when ordering)
(Suggested Retail Price $104.95)

c) **CB-2 Tape Unit For C64*** **$69.95**

B. Champagne Memory on a Beer Budget

Highest quality glass epoxy 16K memory board with gold fingers provides full block switching and write-protection on **each** 8K block. All block switches are conveniently located at the **top edge** of the board.

DataRAM
a) **Bare memory board (RAM/ROM)** **$13.95**
b) **Bare memory board Kit** **$17.95**
includes all components except RAM/ROM chips

DataRAM 8
c) **Board with 8K RAM - Complete Kit** **$34.95**
d) **Board with 8K RAM Assembled** **$37.95**
(Suggested Retail Price Assembled $47.95)

DataRAM 16
e) **Board with 16K RAM - Complete Kit** **$48.95**
f) **Board with 16K RAM Assembled** **$54.95**
(Suggested Retail Price Assembled $69.95)

*Trademark Commodore Bus. Machines



A. Dataspan-50

The **Dataspan-50** expansion board is the cornerstone for expanding the VIC-20 to its maximum capabilities. It is the most advanced, yet easiest to use expansion board available. Unlike other expansion boards, the Dataspan-50 has the following **exclusive** features:

- 5 slot combination **rotary** and **rocker switch** selectable expansion board conveniently **covers all switching needs** now and in the future without using common hazardous slot-by-slot power switching.
- Combination switches allow **total control** between computer cartridges (memory expansion, Programmer's Aid*, Vic-Mon* and other utilities) and game cartridges.
- Dataspan-50 allows **stacking of memory cartridges** up to **29K** in BASIC and **40K** in machine language.
- **Fully buffered** by five hi-tech, low power, integrated circuits that help **prevent erratic operation and loss of data** common in typical unbuffered expansion boards and isolates the VIC's* microprocessor from accidental damage.
- **Highest quality** circuit board with **gold contacts** throughout.
- **Fused** to protect the VIC-20* power supply.
- Master **reset button** eliminates turning computer off and on.
- Independent write-protection on two slots.

Dataspan-50 Kit **$69.95**
Dataspan-50 Assembled **$84.95**
(Suggested Retail Price Assembled $109.95)
Dataspan-30 3-Slot Board ..... **Call**

C., D. & E.: See July **COMPUTE!** or Call.

What Makes The VIC Tic?

If you think computer hardware means nuts and bolts, this book is for you! Written especially for the beginner by VIC enthusiasts.

What Makes The VIC Tic? ..... **$ 7.95**
(Shipping included.)

Digital Interface System Co.
P.O. Box 8715
Portland, OR 97207
(503) 295-5890

TERMS:
No C.O.D. Orders
Shipping and Handling **$3.00**
VISA/MASTERCARD - Add 3%
Most orders shipped within 48 hours.
(Personal checks-allow 2 weeks.)

Prices Subject to Change.

Accounts Payable & Receivable Program

Business or Home owner, keep track of your accounts payable and receivables

- 300 entries per disk
- 75 entries per cassette
- Printer option
- Automatic Sort

Requires 8K or 16K Expander

Disk - $35.95
Cassette - $29.95

COMPU SENSE

TO ORDER:
P.O. BOX 768
WICHITA, KS 67201
(316) 263-1095

AMERICAN EXPRESS® VISA MasterCard

Handling charges $3.00
C.O.D. (Add $2.00)
Personal checks allow 3 week delivery
VIC-20* is a registered trademark of Commodore
Prices subject to change

VOICE WORLD'S

24K Golden RAM Expansion Chassis

ONLY $149.00

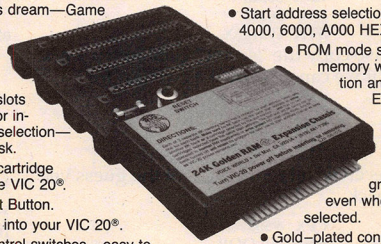

- Programmer's dream—Game player's delight.
- Boosts VIC memory to 29K!
- 4 expansion slots with switches for instant cartridge selection—faster than a disk.
- Accepts any cartridge designed for the VIC 20®.
- System Reset Button.
- Plugs directly into your VIC 20®.
- 8 memory control switches—easy to configure in 8K banks for custom applications.
- Factory tested—one year limited warranty.
- Start address selection at 2000, 4000, 6000, A000 HEX.
- ROM mode switches for memory write protection and PROM, EPROM emulation.
- Memory banks hold programs/data even when deselected.
- Gold-plated connectors/switch contacts for high reliability.
- Fused to protect your VIC 20.®

VOICE WORLD
13055 Via Esperia
Del Mar, CA 92014
(619) 481-7390

TO ORDER:

Send check or money order. Add 3.00 shipping and handling. California residents add 6% sales tax. COD
DEALER INQUIRIES INVITED

VIC 20 is a registered trademark of Commodore Business Machines, INC.

```
          033C  LDA #$00
          033E  STA $0240
GUESS     0341  INC $0240
          0344  LDA $0240
          0347  CMP #$0A
          0349  BEQ $0350
          034B  JSR $0351
          034E  BNE $0341
QUIT      0350  RTS
```

The programmer will quickly learn to convert the program into whatever form his development programs need.

We'll assume this translation (at least in part) and continue with subroutine PLAY. First, we must print the guess number. The binary number in the A register must be converted to ASCII, and printed, together with a following space:

```
0351 PLAY     ORA #$30
              JSR $FFD2
              LDA #$20
              JSR $FFD2
```

Now, on to the main play. Let's zero the counters, including the player input count:

```
              LDX #$00
              STX $0241
              STX $0242
              STX $0243
```

Here comes another loop, as we wait for each character to be input. We test each character to make sure that it's a letter from A to F:

```
0366 INLOOP   JSR $FFE4
              CMP #$41
              BCC INLOOP
              CMP #$47
              BCS INLOOP
```

We have a legal letter; echo it to the screen and put it to memory.

```
              JSR $FFD2
              LDX $0243
              INC $0243
              STA $024C,X
```

We must also copy the "secret" code into a work area, so that we can destroy it as we test for matches:

```
              LDA $0244,X
              STA $0248,X
```

Have we received all four letters of the guess yet? If not, go back:

```
              CPX #$03
              BNE INLOOP
```

Now we may check for exact matches. X is conveniently at three, so we may count it down as we compare:

```
0381 COMPAR   LDA $0248,X
              CMP $024C,X
              BNE SKIP
```

If they don't match, we'll skip the next part. If they do, we must count the match and destroy the values so that we don't use them again:

```
              INC $0241
              LDA #$00
              STA $0248,X
              STA $024C,X
```

Now, our coding rejoins. We move along to test for the next match:

```
0394 SKIP     DEX
              BPL COMPAR
```

We have logged any exact matches. Now we must look for the out-of-place matches. We may use X and Y to move through the two values, remembering to skip zeros.

```
              LDY #$00
0399 RETRY    LDX #$00
039B CHECK    LDA $0248,Y
              BEQ PASS
              CMP $024C,X
              BNE PASS
```

Again, if we see a zero (already counted) or no match, we skip the next bit and go to PASS. Otherwise, we've got a match; we count it and destroy the entry, as before:

```
              INC $0242
              LDA #$00
              STA $0248,Y
              STA $024C,X
```

Our code comes together again. We have two loops to pick up:

```
03B0 PASS     INX
              CPX #$04
              BCC CHECK
              INY
              CPY #$04
              BCC RETRY
```

Now we may print the two results, stored in $0241 and $0242. A loop will save a little time and space:

```
              LDX #$00
03BC PLOOP    LDA #$20
              JSR $FFD2
              LDA $0241,X
              ORA #$30
              JSR $FFD2
              INX
              CPX #$02
              BCC PLOOP
```

Now a carriage return to end the line. Finally, we must check for a "correct" solution (exact matches = 4) so that the calling routine will know whether to quit or not:

```
              LDA #$0D
              JSR $FFD2
              LDA $0241
              CMP #$04
              BNE PLAY
              RTS
```

That's it for our machine language part; we'll start to put it together next time. ©



Driving Commodore is getting easier

Steer your way to greater efficiency and meet all your administrative needs of the future with the SUPER range of quality software.

Whether you want a fast and flexible database, a comprehensive and easy to use word processor, or a completely integrated office 'manager', Precision Software has the answer. With software that harnesses the full power of the new Commodore "B" Business Computer (known as the 700 in Europe).

Superbase Database manager for all business environments where accurate and up-to-date information is the key to success.

SUPERBASE sets new standards in flexibility and ease of use, with large record sizes, fully re-definable multi-screen record formats, spreadsheet-like calculation facilities, fast 'B+ tree' keyaccess with selective retrieval, transaction linking, sorting and fully definable report formats. SUPERBASE can also be linked to SUPERSCRIPT II.

Superscript II Enhanced version of the popular full feature word processor. Unrivalled table handling with 240 column wide screen, scrolling in all directions, arithmetic, memory calculator, column manipulation and mail merge with record selection. Comprehensive editing and finish quality output formatting. Handles up to 2,100 lines of 80 column text. And it spells!

Versatile, fast, simple to learn and use, SUPERSCRIPT II processes letters, quotations, reports, mailshots and standard forms with professional ease, enhancing presentation and ensuring perfect copies every time.

Superspell Fast, effective spelling checker ensures 100% typographic accuracy. An integral part of SUPERSCRIPT II, SUPERSPELL checks documents against a standard 30,000+ word dictionary and displays a list of every unrecognised word. SUPERSPELL handles both English and American spelling variants. You can accept, ignore, correct or add new words, building up your own dictionary extension. SUPERSPELL also includes a word look-up facility.

Superoffice The ultimate integrated office administration system, with full records management, calculation, word processing and spell checking.

SUPEROFFICE combines the database handling of SUPERBASE with the document editing and formatting power of SUPERSCRIPT II.

The availability of SUPERSCRIPT II as an integral word processor enables lists selected from data files to be used for mailshots, tables, standard forms and labels. SUPEROFFICE includes a powerful programming capability, enabling you to build up a library of your own programs. System-wide help screens are supported by clear comprehensive manuals and tutorials.

Choose an off-the-shelf application to suit your business from a steadily expanding library.

Find out more about the Superseries range of Software. Contact your local Commodore Dealer or Precision Software at our U.K. office.

OFFICIALLY APPROVED BY COMMODORE

Precision Software

Precision Software Limited
Park House, 4 Park Terrace,
Worcester Park, Surrey, KT4 7JZ.
Telephone: 01-330 7166
Telex: 8955021. PRECIS G

Etch-Atari

Roy Glover

This brief review of Atari's GTIA graphics includes a joystick sketch program to draw on screen and examine the visual potential of this powerful computer.

After months of rumors about a display chip that would "someday replace the present one" in the Atari 400 and 800 computers, Atari introduced the GTIA.

CTIA And ANTIC

Before taking a close look at the GTIA itself, let's review Atari's graphics and display system. There are two integrated circuits in the Atari which generate the television display: the CTIA and the ANTIC. The CTIA contains the circuitry which actually displays the data according to the information given to it by the ANTIC, which is a microprocessor dedicated to interpreting the video instructions of the computer program. In other words, your program tells ANTIC what to display, and ANTIC tells CTIA how to display it on the screen.

CTIA offers 14 display modes. Nine of these modes are directly accessible from BASIC, the other five only from machine language. Of the nine BASIC modes, there are three character (text) modes and six graphics (plotted point) modes. GRAPHICS 8, the highest resolution graphics mode, is made up of 320 pixels (picture elements) horizontally and 192 pixels vertically. That is, a GRAPHICS 8 display is composed of 61,440 plotted points (pixels), all restricted to one color and to one of two luminances. Each pixel is either on or off.

Additional Graphics Modes With GTIA

Early in 1982, Atari began replacing the CTIA in 400 and 800 computers with the GTIA chip. The two perform the same tasks and are identical, except that the GTIA offers three additional graphics modes: BASIC modes GRAPHICS 9, 10, and 11.

All three new graphics modes have the same resolution: 80 pixels horizontally and 192 pixels vertically. The pixels are the same height, but four times as wide as pixels in GRAPHICS 8.

GRAPHICS 9 allows each pixel to be displayed with any one of 16 luminances, while all pixels displayed are restricted to the same hue.

GRAPHICS 11 allows each pixel to be displayed with any one of 16 hues, while all pixels displayed are restricted to the same luminance.

GRAPHICS 10 allows each pixel to be displayed with any one of nine hue and luminance combinations.

Using GRAPHICS 9 and 11 is similar to using GRAPHICS 3, 5, and 7. In GRAPHICS 9 the luminance of *each* pixel displayed can be changed by specifying COLOR 0 through COLOR 15. Using SETCOLOR 4,H,0, where H is a number from 0 to 15, the hue of *all* pixels plotted will be changed.

In GRAPHICS 11, COLOR 0 through COLOR 15 specify the hue of *each* pixel displayed, while SETCOLOR 4,0,L, with L being from 0 to 15, changes the luminance of *all* pixels plotted. GRAPHICS 10 requires POKEing values of hue and luminance directly into the nine color registers.

Joystick Sketching

Try the program "Etch-Atari," which enables you to draw on the screen using a joystick. When the program is run, a prompt asks you to select GRAPHICS 9 or 11 and a hue or luminance, respectively. Then a bar appears across the bottom of the screen showing the color you will be drawing with. To change color, press the SELECT key. If you hold it down, the bar will step through the colors. The OPTION key turns the bar off or on. If the bar is off and the SELECT key is pressed, the bar will be turned back on so you can see which color is selected. To clear the screen and start over without returning to the menu, simply press START.

The drawing point starts at the center of the screen. To reposition the point without drawing, press the trigger button while moving the joystick.

New Releases For Atari 400/800/1200

Home-Calc



*Car Expenses
*Budgets
*Finances
*Income Tax
*Investments
*Sports Records
*Payment Schedules
*Stock Portfolios
*Expense Accounts

Cassette - $29.95
Diskette - $39.95

Home-Calc is a powerful, inexpensive spreadsheet for home and business calculations. You can enter numbers, labels, or fomulas in each cell. Home-Calc allows you to add, subtract, multiply, divide, use the exponential guide, sum, and recalculate. The diskette version also features a replicate command. Maximum spreadsheet size is 510 cells for the 48k diskette version. (Disk version requires 24k memory; cassette requires 16k memory.)

Vektron



Cassette - $14.95
Disk - $19.95

Vektron is a fast-playing arcade-style video game of skill for two players (requires joysticks). Control a hovercraft in a space continuum trying desperately to avoid the deadly vapor trail. Dodge new stars and planets as they form around you. Watch out for alien influences which can use MINDCONTROL to take over your craft. For ages 5 - adult, easy to learn and play - no adult supervision required.

See your dealer or order direct
Specify Cassette or disk
Send check or money order - add $2.00 shipping and handling.
PA. NJ residents add 6% sales tax.
C.O.D. and Credit card call (215) 825-4250 - add $1.50 service charge.

Atari 400/800/1200 are trademarks of Atari, Inc.

fresh ideas in Software . . .

Sim
COMPUTER PRODUCTS INC.
1100 E. HECTOR ST.
WHITEMARSH, PA. 19428

ATARI®

800 (48K) $479.95
NEW 64K ATARI 1200 . CALL

810 DISK DRIVE	$419	48K RAM (Mosaic)	$112
410 RECORDER	$72	32K RAM (Intec)	$69
850 INTERFACE	$159	64K (Intec/400)	$129
400 COMPUTER	$219	48K (Intec/400)	$95
Entertainer	$64	64K (RAM) (Mosaic)	$149

PERCOM

RAMDISK (128K)	$378
BIT 3 - 80 COL. BOARD	$249
1025 PRINTER	$399
Single Density Master	$389
Single Density Dual	$639
Double Density Master	$515
Double Density Dual	$859
Dbl Sided Dbl Density Master	$639
Dbl Sided Dbl Density Dual	$949

ADVENTURE INT'L
Adv. 1-12 each (C) $18
Preppie (C/D) $20
Diskey (D) $33
APX
Eastern Front (C/D) $23
747 Land Sim. (C/D) $17
ATARI INC.
Galaxian $30
Defender $30
Microsoft Basic (D) $62
Macro Ass. & Edit. (D) . $62
Assembler Editor (R) ... $42
ET $36
Pac Man (R) $32
Centipede (R) $32
Caverns of Mars (D) $28
AUTOMATED SIMUL.
Temple of Aps.(C/D) $28
Star Warrior (C/D) $28
BRODERBUND
Star Blazer $22
Choplifter . (D) $23 (R) $29
DATA SOFT
Zaxxon (C/D) $27
INFOCOM
Zork I, II or III (D) $27
Deadline (D) $34
LJK
Letter Perfect (D) $104
Data Perfect (D) $74
ON-LINE
Frogger (C/D) $23
Ultima II (D) $42
OPTIMIZED SYSTEMS
Max-65 (D) $58
Basic A + (D) $58
ROKLAN
Wizard of Wor (D) $27
Wizard of Wor (R) $30
SYNAPSE SOFTWARE
File Mngr 800 + ... $65
Protector II . (D) $23 (R) $29
Shamus ..... (D) $23 (R) $29
MISCELLANEOUS
Miner 2049er (R) $34
Galactic Gladiator (D) . $27
Cytron Masters (D) $27
Way Out (D) $27
B-1 Nuc. Bomber (C) $12

PRINTERS

GORILLA BANANA $199

SMITH CORONA TPI $499

CITOH
Prowriter $368
Prowriter II $649
Starwriter $1325
Printmaster $1599
GEMINI 10 .. $319
GEMINI 15 .. $485

NEC
8023 A-C $445
3510 ..... $1375
3530 ..... $1595
3550 (IBM) $1829
7710/7730 ..... $2319

MONITORS

NEC
12" GRN (JB1260) . . . $115
12" GRN (JB1201M) . . $155
12" Color Composite . $329
12" Color RGB $689
USI (Amber) $169

AMDEK
V300 ..... $139
V310 (GRN-IBM) $169
V310-A (Amber-IBM) . . $169
COLOR I $298
COLOR II $650

MODEMS

HAYES
Micromodem II $269
Stack Smartmodem . . $215
Smartmodem 1200 . . $499

NOVATION
Apple-Cat II $299
212 Apple-Cat $589
D-Cat $155

WICO JOYSTICK . . . . . $ 23

ATARI 400 KEYBOARD . . . . . $ 39

COSMIC COMPUTERS

228 N. PROSPECTORS RD.
DIAMOND BAR, CA 91765

(714) 861-1265

Add $2.00 Shipping per software order anywhere in U.S. Add $5.00 Shipping per software for non-U.S. orders. P.O. Box or FPO-APO. Call for cost of Hardware shipping. Calif. residents add 6½% sales tax. Cashiers Checks or Money Orders filled same day. Personal checks require 4 weeks to clear. **Master Card and Visa OK for software only, add 3% surcharge.** Include card no., expiration date and signature. Prices subject to change.

commodore

VIC 64 . . . . . CALL

1541 DISK DRIVE	CALL	1530 RECORDER	$64
1525 PRINTER	CALL	1600 MODEM	$87
VIC 20	CALL	16K RAM	$88

VIC 1701 Color Monitor $259

COMMODORE 64 SOFTWARE

ACCESS SOFTWARE
Neutral Zone (C/D) . . . $26
Strite Master (C/D) . . . $27
AVALON HILL
Planet Miners (C) . . . $13
B-1 Nuc. Bomber (C) . . $13
Andr. Conquest (C) . . $14
BATTERIES INCLUDED
Paper Clip $89
CIMARRON SOFTWARE
Insta-Writer (R) $59
Insta-Mail (R) $31
COMM-DATA
Pakacuda (C)$14 (D)$18
Escape MCP (C)$14 (D)$18
Centropods (C)$14 (D)$18
DATA 20
Video Pak 80 ..... $148
Video Pak w/16K $170
Video Pak w/64K $330
Z80 Video Pak $245
EN-TECH
Finance Calc 64 ..... $56
Data Base 64 ..... $56
Invoice Ease 64 ..... $34
HES
Heswriter 64 (R) $32
Hesmon 64 (R) $29
Grid Runner (R) $29
Retroball (R) $29
Turtle Graphics II (R) . $41
MICROSPEC
Payroll System (D) . . . $73
Inventory Package (D) . $73
General Ledger (D) . . . $73
Disk Data Manager (D) . $62
Mail List Manager (D) . $41

ON LINE
Frogger (D) $24
Jawbreaker (D) $18
PROFESS. SOFTWARE
Wordpro 3 + /64 (D) . . $68
QUICK BROWN FOX
Prof. Word Proc. (R) . . $50
RAINBOW
Writers Assistant $95
Spreadsheet Assist. . . $95
File Assistant $95
SKYLES ELEC. WORKS
Busicalc (C/D) $52
Busiwriter (D) $72
TOTL
Text 2.6 . . . (C)$32 (D)$34
Label 2.6 . . . (C)$15 (D)$17
Time Manager 2.6 . (C)$24
Time Manager 2.6 . (D)$27
Resrch Assist. 2.0 . (C) $24
Resrch Assist. 2.0 . (D) $27
UMI
Motor Mania (C) $20
Renaissance (C) $27
VICTORY
Annihilator (C) $16
Kongo Kong (C) $16
TreK (C) $13
Adv Pack #1 (C) $16
Adv Pack #2 (C) $16
Grave Robbers (C) $13
MISCELLANEOUS
Jumpman (D) $29

PRINTER INTERFACES
THE CONNECTION . . . $85
CARD ? $60



A sample drawing for "Etch-Atari."

This also allows you to trace over and erase points already drawn.

If the joystick is not moved for more than nine minutes, the computer will go into the attract mode (the screen will start changing colors). As long as you are drawing, the attract mode will be defeated.

If you run into the border, a thumping sound will be heard, letting you know that you cannot go any further in that direction. If you feel that the drawing speed is too slow, remove the sound statement at line 90.

If you would like the program to start automatically after loading, save it with SAVE "C:" and reload it with RUN "C:". If you choose CSAVE and CLOAD, line 1000 can be omitted.

Etch-Atari

```
5 GOTO 800
10 GRAPHICS 6:SETCOLOR 4,H,L
15 C=1:COLOR C
20 GOSUB 620
30 X=40:Y=96
40 S=STICK(0):IF S=15 THEN SOUND 0,0
   ,0,0:SOUND 1,0,0,0
50 IF S<15 THEN POKE 77,0:REM Defeat
    attract mode while drawing
60 IF PEEK(53279)=6 THEN GOTO 10:REM
    Check START
70 IF PEEK(53279)=5 THEN GOSUB 600:R
   EM Check SELECT
80 IF PEEK(53279)=3 THEN GOSUB 700:R
   EM Check OPTION
90 SOUND 0,X*RND(0),12,2:SOUND 1,Y*R
   ND(0),12,2
100 IF S=14 THEN Y=Y-1:N=Y+1:M=X
110 IF S=6 THEN X=X+1:Y=Y-1:M=X-1:N=
    Y+1
120 IF S=7 THEN X=X+1:M=X-1:N=Y
130 IF S=5 THEN X=X+1:Y=Y+1:M=X-1:N=
    Y-1
140 IF S=13 THEN Y=Y+1:N=Y-1:M=X
150 IF S=9 THEN X=X-1:Y=Y+1:M=X+1:N=
    Y-1
160 IF S=11 THEN X=X-1:M=X+1:N=Y
170 IF S=10 THEN X=X-1:Y=Y-1:M=X+1:N
    =Y+1
200 IF X>78 THEN X=78:GOSUB 400:REM
    Set plot limits-Sound warning
210 IF X<1 THEN X=1:GOSUB 400
220 IF Y>187 THEN Y=187:GOSUB 400
230 IF Y<1 THEN Y=1:GOSUB 400
240 COLOR C:PLOT X,Y
250 IF STRIG(0)=0 THEN COLOR 0:PLOT
    M,N
260 GOTO 40
400 FOR F=10 TO 0 STEP -1
405 SOUND 2,20*F,12,F
410 NEXT F
415 RETURN
600 C=C+1
610 IF C>15 THEN C=1
620 Z=C
630 COLOR Z
640 PLOT 1,189:DRAWTO 78,189:PLOT 1,
    190:DRAWTO 78,190:PLOT 1,191:DRA
    WTO 78,191
650 FOR W=1 TO 20:NEXT W
660 RETURN
700 IF Z>0 THEN Z=0:GOTO 630
710 IF Z=0 THEN Z=C:GOTO 630
800 GRAPHICS 0
805 POKE 752,1:REM Disable cursor
810 POKE 710,2:REM Background grey
815 ? :?
820 ? "{13 SPACES}ETCH-A-TARI"
825 ? :?
830 ? "START:  Clears screen and pos
    itions"
835 ? "{8 SPACES}cursor at center.":
    ?
840 ? "SELECT: Selects color of next
    "
845 ? "{8 SPACES}point drawn(color o
    f bar"
850 ? "{8 SPACES}at bottom of screen
    ).":?
855 ? "OPTION: Turns color bar off o
    r on.":?
860 ? "Press Trigger button to re-po
    sition"
865 ? "cursor without drawing, and t
    o erase"
870 ? "over points already drawn.":?
875 ? "Select GRAPHICS 6 or 11"
880 ? "and RETURN";:TRAP 885:INPUT G
    :TRAP 40000
885 IF G<>9 AND G<>11 THEN ? "{3 UP}
    {3 DEL LINE}":GOTO 875:REM (3 ES
    C CTRL UP)(3 ESC SHFT DEL)
890 ?
895 IF G=9 THEN ? "Select Hue 0 to 1
    5":? "and RETURN ";:TRAP 900:INP
    UT H:L=0:TRAP 40000
900 IF H<0 OR H>15 THEN ? "{3 UP}
    {3 DEL LINE}":GOTO 895
905 IF G=11 THEN ? "Select Luminance
     0 to 15":? "and RETURN ";:TRAP
    910:INPUT L:H=0:TRAP 40000
910 IF L<0 OR L>15 THEN ? "{3 UP}
    {3 DEL LINE}":GOTO 905
915 ? "{CLEAR}":POSITION 15,11
920 ? "Press START"
925 IF PEEK(53279)=6 THEN GOTO 10:RE
    M Check START
930 GOTO 925
1000 RUN "C:"
```

©

COMPILE ATARI BASIC AND FLY!

With ABC™, Monarch's new BASIC compiler for ATARI 400 and 800, you develop and debug programs using your ATARI BASIC cartridge, then use ABC to transform them into compact code that runs up to 12 times faster, without the cartridge (and protects your source code, too). 40K and disk required. For your ABC diskette and manual, send check or money order for $69.95 (or $9.95 for manual alone).

Monarch Data Systems
P.O. Box 207, Cochituate
MA 01778, (617) 877-3457.

Mastercard/Visa by phone. Dealer inquiries invited. Mass. residents add 5% sales tax. ATARI, ATARI 400, and ATARI 800 are trademarks of ATARI, Inc.

ENHANCE YOUR ATARI® 810

HAPPY 810 ENHANCEMENT

Speed up program development, loading, execution, and copying time by reading disks up to 3 times faster. Complete compatibility with existing software, with faster disk initialization, and reduced wear on the disk drive mechanism. No soldering or trace cutting required, complete installation instructions included, or contact your dealer. Diagnostic program included.

SOFTWARE ENHANCEMENTS (require HAPPY 810 ENHANCEMENT)

HAPPY BACKUP PROGRAM

Guaranteed to produce executable backup copies of any disk which can be read with a standard ATARI 810* disk drive. Backup those important disks in your library or use HAPPY BACKUP for small scale software production. Completely automatic duplication of format and data content of the source disk. Single and multiple drive versions available. Backup copies will work on a drive without the enhancement.

HAPPY COMPACTOR PROGRAM

Combines self booting programs which reside one per disk into one disk with many self booting programs using the HAPPY COMPACTOR file structure. Programs are then executed from the self booting HAPPY COMPACTOR menu, and may later be extracted back onto a single disk. Compacted programs disk will execute only on a drive which has the HAPPY 810 ENHANCEMENT. Pays for itself by reducing the number of backup disks you need, in addition to the added convenience.

HAPPY CUSTOMIZER PROGRAM

User friendly program to generate source disks with custom track format. Format is specified on a per track basis. Examples of usage and interpretation of results are included. This system requires a more advanced level user.

HAPPY 810 ENHANCEMENT WITH SINGLE DRIVE HAPPY BACKUP $249.95
MULTIPLE DRIVE HAPPY BACKUP PROGRAM ..... $ 49.95
HAPPY COMPACTOR PROGRAM ..... $ 49.95
HAPPY CUSTOMIZER PROGRAM ..... $ 99.95

CALL OR WRITE FOR ORDERING INFORMATION. Sorry, no COD or credit cards accepted. Dealers may inquire; send letterhead.

HAPPY COMPUTING
P.O. Box 32331
San Jose, CA 95152
(408) 251-6603



*ATARI 810 is a trademark of ATARI Inc.

ATARI® ATARI® ATARI® ATARI®

INTRODUCING...



The most user-friendly mail maintenance program available! Here are a few of the outstanding features...

- New OS that offers fewer "crashed-disks"-True random access-Store 500 to 2000 names/addresses per disk
- Works on single or double density
- Automatic delete of duplicates
- Print a disk directory
- Official state abbreviations are built-in
- Make back-up copies ● Merge files
- Search files ● Sort files
- Create sub-files ● Print lables/file copy

Let "Super Mailer" speed your mail!

New! from Big Five

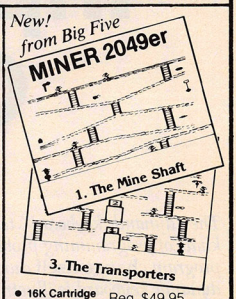

- 16K Cartridge
- 10 Screens
- Great Graphics

Reg. $49.95
$44.90

FREE CATALOG

► WITH ANY ORDER ... OR SEND $1.00 (Refundable with Order)

★ **OVER 1000 items for your ATARI!**
Including product descriptions.

- MOSAIC ● PERCOM
- BRODERBUND ● APX
- ROKLAN ● ON-LINE
- DATASOFT ● ATARI®
- ADVENTURE INT'L
- SYNAPSE ● VISICALC ● Much More



★ **We handle only ATARI compatible hardware & software . . . so we know what works best! CALL US FIRST!!!**

ZAXXON

SEGA

play The Arcade Game at home



16K Tape—32K Disk

● **Non-Stop, 3-D Scrolling Action**

by Datasoft
Reg. $39.95 **$35.10**

Protect Your Investment

DUST COVERS

- Durable Brown Vinyl
- 410 ● 400 ● 800 ● 810

Please Specify **$8.95** ea.

★ Top-Ten Games ★

1. Miner 2049er (C-$44.90)
2. Zaxxon (D,T-$35.10)
3. Shamus (D,T-$31.50 C-$39.50)
4. Astro Chase (D,T-$26.90)
5. Defender (C-$39.50)
6. Choplifter (D-$31.50, C-$39.50)
7. Galahad & Holy Grail (D-$29.95)
8. Frogger (D,T-$31.50)
9. Football (D,T-$28.90)
10. QIX (C-$39.50)

NOTE: D = Disk T = Tape C = Cartridge

CREDIT CARD ORDERS - TOLL FREE 1-800-452-8013
(ORDERS ONLY - For Information (503)683-6620

- Master Card
- American Express
- Visa

Shipping & Handling: UPS or PARCEL POST $2.00
UPS Air (48 hr. Delivery!) $3.90

COMPUTER PALACE
Formerly Royal Software

2160 W. 11th Ave.
Eugene, OR 97402
(503)683-6620

Input Functions On The VIC

John Ging

The "dynamic keyboard" technique can solve many kinds of programming problems: it's a way to make a program change itself *during execution. One use of dynamic keyboard is illustrated here with a program which lets you enter a function, while a program is RUNning. There's also information on the DEF FN command itself.*

If you use the DEF FN instruction much in your programming, you may have wondered if you can make this instruction "user friendly" by entering the function into the program via an INPUT statement. The obvious way to do this would be to begin your program with:

```
10 INPUT "PROMPT"; A$
```

and to follow this instruction with:

```
20 DEF FNA(X) = A$.
```

Unfortunately, this won't work. If you RUN the program, the computer prints PROMPT on the screen and waits for you to type in the string representing the function. Suppose you type in X↑2 + 7*X and then hit RETURN. The action of the computer is to fill the string variable A$ with the string you just typed in, namely, with X↑2 + 7*X. Then when the program execution continues with instruction 20, the string X↑2 + 7*X is substituted for A$ in the DEF FNA(X) = A$ statement. Right? Wrong.

If you follow instruction 20 with:

```
30 PRINT FNA(2)
```

you will get a

```
? TYPE MISMATCH
ERROR IN 30
```

Evidently, the computer has done nothing with the string you just typed in. It still thinks that FNA(X) is literally equal to the string variable *name* A$ rather than equal to the string *represented* by A$.

A Way Out

The only solution would seem to be to LIST instruction 20 and alter the string after "DEF FNA =" by directly typing it in every time you want to change the function represented by FNA(X), and that's not very "user friendly."

Fortunately, on the VIC, there is a way out: the "dynamic keyboard" feature. If you LIST an instruction, alter it from the keyboard, and then hit RETURN while the cursor is on the instruction line, the altered instruction is entered into memory. The trick is to force your program to alter *its own instructions* by causing them to be printed to the screen and RETURNs to be forced over them. This makes it possible for the computer to simulate the INPUT of a function.

The program at the end of this article shows how it works. The essential part of the program is contained in lines 10-40. Line 10 causes

```
F(X) = ?
```

to be printed on the screen and waits for the string representation of the function FNA(X) to be typed in. Line 20 prints

```
60 DEF FNA(X) = "string" (represented by A$)
GO TO 50
```

invisibly (in white) beginning on the second line of the screen. Line 30 POKEs the keyboard buffer with "HOME" and "CURSOR DOWN." Line 40 POKEs the keyboard buffer with two RETURNs, POKEs location 198 with the number of characters in the keyboard buffer (four), and then ENDs the program. When the program ENDs, it skips a line and prints "READY" (also in white) on the screen; then the RETURNs are executed. The execution continues at line 50, which skips down under the INPUT line and returns the character color to the normal blue.

The purpose of the program is to find the area under the graph of the function FNA(X) from X = X1 to X = X2 with N subdivisions (N should be an even number). As an example, RUN the program and type in 4/(1 + X↑2) after the prompt

```
F(X) = ?.
```

Then type in 0 and 1, respectively after the prompts

NEW for VIC-20 and Commodore 64

ARE YOU A SMART BUYER?

MINI JINI™ for **$89.95** is a smart buy!



- Keep records for home, school, club, or office better and more quickly than by hand
- Hold 50-500 records on tape or disk
- Have the plug in ease of a cartridge
- Put addresses, books, and more in order
- Track appointments, meetings, valuables
- Print any number of reports and labels
- Do checkbook, class or sports statistics
- Make lists for letter writing software

Available now, in plain, simple English.

- **Visa — Mastercharge — C.O.D.**
- **Dealer inquiry welcome**

Immediate shipment if in stock. If personal check is sent, allow additional 2 weeks. Prices subject to change. Shipment subject to availability. Ships UPS frt collect.

Commodore 64 and VIC-20 are registered trademarks of Commodore Electronics, Ltd.

JINI MICRO-SYSTEMS, INC.

P.O. Box 274 • Riverdale, N.Y. 10463
PHONE: (212) 796-6200



It's Time for TOTL SOFTWARE!

for the VIC 20™ and COMMODORE 64™
WORD PROCESSING AND MAILING LIST & LABEL
now available with ***CHICKSPEED***

FAST PRINTING • LIGHTNING LOADS • SIMPLE COMMANDS

TOTL.TEXT 2.0 + CS VIC + 8K expansion	$25.00
TOTL.TEXT 2.5 + CS VIC + 16K expansion	$35.00
TOTL.TEXT 2.6 + CS Commodore 64	$40.00
TOTL.LABEL 2.1 + CS VIC + 16K expansion	$20.00
TOTL.LABEL 2.6 + CS Commodore 64	$20.00
TOTL TIME MANAGER 2.1 VIC + 8K expansion	$30.00
TOTL TIME MANAGER 2.6 Commodore 64	$35.00
time management, scheduling, reports	
RESEARCH ASSISTANT 2.0 VIC + 8K expansion	$30.00
RESEARCH ASSISTANT 2.0 Commodore 64	$35.00
key word cross-reference research tool	
TOTL.BUSINESS 3.0 VIC + 16K expansion	$85.00
TOTL.BUSINESS 3.6 Commodore 64	$95.00
business programs require disk and are shipped on disk	
One Megabyte Fuzzy Diskette	$25.00
computer novelty pillow	

All programs work with 40/80 column (VIC) and 80 column (64) adapters—compatible with tape or disk systems —shipped on cassette tape— available on disk $4.00 extra.

Quality You Can Afford
Available at your local dealer or by phone order



TOTL software inc.

1555 Third Ave., Walnut Creek, CA 94596
MasterCard VISA **Call (415) 943-7877**

Commodore 64 and VIC 20 are registered trademarks of Commodore Electronics, Ltd.

X1=?
X2=?

and type in 100 after N=?.

The result will be given by INTEGRAL= , and the answer is a good approximation to π.

Using DEF FN

A *function* is a BASIC word that takes a number within parentheses, performs some operation on it, and gives you a result. For example, some common functions are INT(X), which removes the fractional part of a number, or ABS(X), which makes negative numbers positive.

With the DEF FN command, you can create your own functions. Here's one way: to round X to the nearest cent you might type in: X=INT(X*100+.5)/100.

If you want to round off in this way many times throughout a program, you could define a function to do it for you. Just type: 10 DEF FNROUND(X)=INT(X*100+.5)/100. Notice that you give it a name, just like you do with variables.

You have just created a function, whose name is ROUND. You can use ROUND just like any other function. From now on, you can round numbers to the nearest cent without having to type in the whole equation. For example, if you type:

```
PRINT FNROUND(7.3628)
```

the result will be 7.36. Some other possibilities are:

```
PROFIT=FNROUND(GROSS) -FNROUND
  (OVERHEAD)
```

or

```
PROFIT=FNROUND(GROSS-OVERHEAD)
```

You cannot make functions that use strings (words), and you cannot type DEF FN directly like a PRINT; it must be inside a program.

When using ROUND, any number between the parentheses will be used as X in the equation INT(X*100+.5)/100.

If we now write:

```
20 DEF FNTEST(B)=B*A
```

B will be whatever number we put between parentheses, and A will have the same value it does everywhere else in the program.

For example:

```
A=3
PRINT FNTEST(5)
```

will give 15, since FNTEST will multiply whatever is in the brackets by A.

Input Functions

```
2 REM:FINDS THE AREA{2 SPACES}UNDER THE
  GRAPH OF A{2 SPACES}FUNCTION FROM X1 T
  O X2WITH N SUBDIVISIONS.
5 PRINT "{CLR}{3 SPACES}INPUT A FUNCTION "
10 PRINT"{HOME}{9 DOWN}":INPUT"F(X)=";A$
20 PRINT"{HOME}{DOWN}{WHT}60 DEFFNA(X)="
   ;A$:PRINT"GOTO 50"
30 POKE 631,19:POKE 632,17
40 FOR I=633 TO 634:POKE I,13:NEXT:POKE
   198,4:END
50 PRINT"{7 DOWN}{BLU}"
70 INPUT"X1=";X1
80 INPUT"X2=";X2
90 INPUT"N=";N
100 D=(X2-X1)/N
110 S=0
120 FOR I=1 TO N-1 STEP 2
130 S=S+FNA(X1+I*D):NEXT:S=S*2
140 FOR I=2 TO N-2 STEP 2
150 S=S+FNA(X1+I*D):NEXT
160 S=D*(2*S+FNA(X1)+FNA(X2))/3
170 PRINT"INTEGRAL=";S
175 POKE 36878,15:POKE 36876,170:FOR I=
    1 TO 200:NEXT:POKE 36876,0
180 PRINT
190 PRINT"TO CONTINUE,HIT ANY{3 SPACES}K
    EY."
200 GET A$:IF A$="" THEN 200
210 GOTO 5
```

©

Home Control System for the VIC 20



* Control up to 256 lights & appliances
* ON, OFF, ALLON, ALLOFF Commands
* 9 levels of Brightness
* Manual & Time Control Software
* Uses BSR remote switches
* Plugs into User Port

only **$59.95**

MasterCard or VISA Accepted
Call 215-861-0850 to Order

GENESIS COMPUTER CORP.
1444 Linden Street
Bethlehem, PA 18018

VIController

HARD WORKING APPLICATIONS SOFTWARE FOR VIC-20 and COMMODORE-64

OMNICOMM intelligent telecommunications program. Use your VIC or C-64 as a smart terminal. Capture text for storage or tape or disk or send it to your printer. Send pre-saved text files from tape or disk to other computers. VIC version only $34.95, 64 version $39.95.

OMNIFILE file manager. Our popular versatile data file manager for the VIC-20 is now available on the C-64. Use for inventories, collections, mailing lists, and a variety of other informaiton handling applications. VIC version only $15.95, 64 version $19.95.

DRILLMASTER quiz and drill system, complete with state capitals and vocabulary quizzes, only $13.95 for the VIC, $17.95 for the 64.

OMNITEST educational system. Combines OMNIFILE and DRILLMASTER in one package to allow you to create your own quizzes and drills on any subject, at any level, VIC version only $24.95, 64 version $29.95.

The above programs are available on tape or disk, VIC versions require a minimum of 8K expansion memory, 16K recommended for OMNICOMM

Also available . . . **OMNIDEX** tape file manager. Index your tape files and locate them by fast forward search. Very handy. Only $12.95 for standard VIC.

See your dealer or order direct from
Software To Go
1948 Oak Ridge Turnpike
Oak Ridge, TN 37830
615-482-9592
Add $1.50 shipping and handling per direct order.
Visa and Mastercard accepted. Dealer inquiries invited.

SOFTWARE TO GO SOFTWARE TO GO SOFTWARE TO GO SOFTWARE TO GO

"CARD/?" (CARD PRINT)

****

UNIVERSAL CENTRONICS PARALLEL PRINTER INTERFACE FOR THE VIC-20®

Now you can use any parallel printer with your VIC-20®. And you don't have to give up the use of your user port (MODEM), or change to special printer commands, or load any special software driver programs to do it.

- Outputs standard ASCII codes to the printer.
- Plugs in the VIC-20® printer serial i/o port.
- Understands all standard VIC-20® print commands.
- No modification to your VIC-20®.
- No special programs required.
- Includes all necessary cables to hook up a standard printer using centronics parallel input.
- MADE IN THE U.S.A.

The "CARD/?" is a product of CARDCO, Inc.

$76.00

COMPU SENSE

TO ORDER:
P.O. BOX 768
WICHITA, KS 67201
(316) 263-1095

AMERICAN EXPRESS® VISA MasterCard

Handling charges $3.00
C.O.D. (Add $2.00)
Personal checks allow 3 week delivery
VIC-20® is a registered trademark of Commodore
Prices subject to change

VIC-20® SOFTWARE!

DR. FLOYD™ **$14.95**

Psychoanalysis by computer? Well, not quite, but Dr. Floyd will carry on a conversation with you using psychoanalytical techniques that give the appearance of artificial intelligence. Requires 16k RAM or more.

WORDPLAY™ **$14.95**

WORDPLAY is a collection of programs which allows the user to make original stories, write a form of Japanese poetry, play the fun game of "Animal" (which children love!) and create jargon. A bonus secret message (cypher) program is also included. In a word, WORDPLAY is a "BARGAIN"! Requires 16k RAM or more.

TYPE FOR YOUR LIFE™ **$14.95**

With more challenge than an arcade game, learn to type 75 or more words per minute. Speed is User Selectable, but NO FOOLING AROUND allowed! Text is WIDELY VARIED since it comes from the program tape. Action color graphics with sound fix your eyes on the screen and away from your fingers. Your man rows his boat up the screen as fast as you can type. Maintain speed and he'll destroy the sea monster, but if you slow down - ZAP!, he'll GET YA! Runs on unexpanded VIC.

Apropos Technology is proud to offer these fine educational and entertaining programs for your VIC-20! Each program comes fully tested on a high quality cassette. Replacement, if necessary, is guaranteed to original purchaser. Prices shown include shipping charges.

More Software Coming!

VIC-20® is a registered trademark of Commodore Intl.

Contact Your Local Dealer.

Or Send Check or Money Order For the Total
Calif. residents add 6% tax.

Phone orders: Call **(805) 482-3604**

Foreign orders, add $8.00

All items shipped from stock.

DEALER INQUIRIES WELCOME

350 N. Lantana Avenue, Suite 821
Camarillo, CA 93010

APROPOS TECHNOLOGY

64K MEMORY FOR THE *VIC 20?

YES, IT'S HERE!

LETCO

ANNOUNCES

THE 64KV MEMORY EXPANSION MODULE W/24K OF NORMAL EXPANSION + 40K ADD'L FOR PROGRAM OR DATA STORAGE. THIS 40K IS PAGED IN OR OUT IN 8K BLOCKS WITH A SINGLE POKE INSTR. THE 64KV USES STATE OF THE ART DYNAMIC RAMS WITH TRANSPARENT REFRESH. ALL 8K BLOCKS ARE SWITCH SELECTABLE AND THE ENTIRE UNIT DRAWS ONLY 250 MA. PLUGS DIRECTLY INTO EXP PORT. ALL THIS AT A PRICE YOU CAN AFFORD

ONLY $179.95

(SHIPPING AND HANDLING INCLUDED)

90 DAY LIMITED WARRANTY

OHIO RESIDENTS ADD SALES TAX

LETCO
7310 WELLS RD.
PLAIN CITY, OH. 43064 DEPT. CM
1-614-873-4410

NAME _____

ADDRESS _____

CITY, STATE _____

ZIP CODE _____

WE ACCEPT VISA OR MASTERCARD. PLEASE: INCLUDE CARD NO. EXP. DATE AND SIGN

*VIC 20 IS A REG. TM. OF C.B.M. INC.

Apple Bytechanger

Wally Hubbard

Did you think that there's no way to put RETURNs into REM statements? Or into PRINT statements? Or to put backspace characters into REM statements?

This machine language search and replace program opens a universe of options like these. Use your imagination after you type in the BASIC listing. This article also throws some light on how BASIC is stored in your computer.

A machine language program can be stored in your Apple computer three ways: (1) by typing on the keyboard; (2) by loading it from cassette or disk; (3) by LOADing a BASIC program and having it POKE the machine language into place. It's the third method that we'll use here.

When you RUN this program, it will ask you to provide information so that it can set itself up for the particular function you have in mind. Once you have done this, you can LOAD another BASIC program without affecting the machine language program. Then to change the new program, type & and press RETURN. The computer will jump to the machine language program, execute it, and return to BASIC.

Search And Replace

This program will search through your BASIC program until it finds a REM statement, then read the information between REM and the end of the line, and change any control-A's to carriage returns. When it reaches the end of the line (or a colon), it goes on to the next line and continues its search for REM statements until it reaches the end of the BASIC program.

You can change it so that it will look for any other command, and change characters that follow on that line, until the end of the line or the colon is encountered.

For example, say you want to make your REM statements easier to read by inserting carriage returns. When you type the REM statement, type a control-A everywhere you want a carriage return. Then, when you're finished, use the & command to execute the machine language program. You'll see the results when you list your program.

As another example, suppose your printer requires the Escape character to access special functions. It is possible to type your BASIC program with control-E's in place of the Escape character, then later run the machine language program to make a switch.

BASIC Tricks

BASIC uses some space-saving tricks to store a program. For one, it converts commands into tokens. So REM is not stored as the ASCII codes for R, E, and M. Instead, the entire word is converted to the value $B2. (The $ indicates the value is in hexadecimal notation. $B2 is equivalent to 178 in ordinary decimal notation.)

Another trick is using the character that indicates the end of a program line. You would assume (because you hit RETURN to tell the computer you have finished entering a line) that it would store the ASCII code for RETURN, $0D (13). But it doesn't. Instead, it stores $00 (0).

A third trick is the conversion of all line numbers to two bytes. A line number of 1 is stored as $01 00, and a line number of 256 is stored as $00 01. The high-order (more significant) byte is in the second position.

The machine language program puts this information to good use. Every time it encounters $00, it skips over the line number (and two more bytes which hold the location of the next line) to the beginning of the next command sequence. If

it finds a value of $B2, the token for REM, when it is looking for REM statements, it jumps to the subroutine that switches one character for another. If the subroutine encounters a $00, or the ASCII token for ":", it ends and the program starts looking for the next REM statement.

Here's a list of some tokens and ASCII values of interest. You can find a list of ASCII codes used by Applesoft on pages 138 and 139 of the *Applesoft BASIC Programming Manual*. The tokens for the commands can be found on page 121.

Hex	Decimal	Printed As
$B2	178	REM (Token)
BA	186	PRINT (Token)
84	132	INPUT (Token)
8B	139	IN# (Token)
8A	138	PR# (Token)
23	35	# (ASCII)
01	1	(Control-A) (ASCII)
0D	13	(RETURN) (ASCII)

You should know that DOS commands in a BASIC program are not tokenized. In

```
10 PRINT CHR$(4);"PR# 1"
```

PR# is stored as the ASCII equivalents for P, R, and #. Take this into consideration when setting up the machine language program. The token to search for in such a situation is $23, the ASCII code for #.

Changing Switch Without Loader

Let's call the BASIC program listed with this article *Loader* and the machine language program that it produces *Switch*. Once you have run Loader, you can change Switch, without rerunning Loader, using POKE commands.

To change the command token, use POKE 796, (new token).

To change the byte to be replaced, use POKE 815, (new byte).

To change the replacement, use POKE 821, (new byte).

Here's an example. If you want to change all of the control-B's in all of your PRINT statements to control-G's (bell ringers), you must first know that the token for PRINT is 186, that the ASCII byte for control-B is 2, and that the ASCII byte for the bell character is 7. Then enter:

```
] 10 POKE 796,186 : POKE 815,2 : POKE 821,7
```

The equivalent monitor command line is:

```
* 31C:BA N 32F:02 N 335:07
```

(The N allows you to put more than one command on a line.) Then enter & to make the change (or 300G in machine language).

Some Quick Facts About The Program

The machine language program can be placed anywhere in memory. Normally it resides at $300-$350 (768 to 848).

Locations $F9 and $FA (249 and 250) are normally unused by BASIC, DOS, or the monitor, but are used by Switch to keep track of its current point in the BASIC program it is changing.

Switch gets its information for the beginning and end locations of the program from $67 and $68 (103 and 104) and $AF and $B0 (175 and 176), respectively.

The & vector must be set to $300 (768). This is done by Loader.

Bytechanger

```
10  REM

SWITCH LOADER

20  HOME : REM  CLEAR SCREEN
30  PRINT "THIS UTILITY WILL ALLOW YOU
    TO MAKE"
40  PRINT "GLOBAL CHANGES IN YOUR PROGR
    AM.  IT IS"
50  PRINT "SET UP TO CHANGE ALL CTRL-A'
    S IN REM "
60  PRINT "STATEMENTS TO RETURNS."
70  RESTORE : GOSUB 320: REM POKESWITCH
    INTO MEMORY
80  PRINT : INPUT "WOULD YOU LIKE TO CH
    ANGE IT? Y/N ";A$
90  IF  LEFT$ (A$,1) = "N" THEN 280
100  IF  LEFT$ (A$,1) <  > "Y" THEN 20
110  HOME
120  VTAB 10: PRINT "I WANT TO CONVERT
    THIS CHARACTER: ";: GET A$: PRINT
    A$: REM  'GET'
    ALLOWS YOU TO GRAB CARRIAGE
    RETURNS AND ESCAPES
130  PRINT "TO THIS CHARACTER: ";: GET
    B$: PRINT B$
140  PRINT "IN ALL"
150  PRINT "   1 REM"
160  PRINT "   2 PRINT"
170  PRINT "   3 INPUT"
180  PRINT "   4 IN#   (NO DOS)"
190  PRINT "   5 PR#   (NO DOS)"
200  PRINT "   6 #     (DOS IN USE)"
210  PRINT "STATEMENTS.  CHOOSE # ";: GET
    C$: PRINT C$
220  IF  VAL (C$) = 2 THEN  POKE 796,18
    6
230  IF  VAL (C$) = 3 THEN  POKE 796,13
    2
240  IF  VAL (C$) = 4 THEN  POKE 796,13
    9
250  IF  VAL (C$) = 5 THEN  POKE 796,13
    8
260  IF  VAL (C$) = 6 THEN  POKE 796,35

270  POKE 815, ASC (A$): POKE 821, ASC
    (B$): REM  POKE ASCII
    VALUES INTO SWITCH
280  POKE 1013,76: POKE 1014,0: POKE 10
    15,3: REM  POKE IN THE
    VECTOR FOR THE '&' COMMAND
290  PRINT : PRINT "USE '&' TO CONVERT"

300  END
310  REM
```

```
DATA FOR SWITCH

320  FOR A = 768 TO 848: READ B: POKE A
     ,B: NEXT : RETURN
330  DATA 169,0,133,249,165,104,133,250
     ,169,3,24,101,103,144,2,230,250,16
     8,200
340  DATA 208,2,230,250,177,249,240,31,
     169,178,209,249,208,241,200,208,2,
     230,250
350  DATA 177,249,240,16,201,58,240,228
     ,169,1,209,249,208,237,169,13,145,
     249,208
360  DATA 231,162,4,200,208,2,230,250,2
     02,208,248,165,250,197,176,144,200
     ,240,198
370  DATA 196,175,144,194,96
380  REM
     THIS REMARK WAS PRECEDED
     BY A CARRIAGE RETURN AND
     FIVE SPACES ON EACH LINE
```

©

Use the card in the back of this magazine to order your **COMPUTE! Books**

SOFTWARE FOR THE COMMODORE 64: PICTURE PERFECT © MW 323—$24.95

Feature Highlights: High resolution drawing routine draws circles, lines, boxes, graphs & pictures easily; freestyle drawing with joystick; five different pens; upper and lower case characters; save screens to disk; 15 colors available; three demo screens included.



COMMODORE 64 SOFTWARE SPECIALS

Totl Text 2.6 (tape)	reg $40.00	NOW $29.95
Totl Text 2.6 (Disk)	reg $44.00	NOW $32.95
Totl Tabl 2.6 (tape)	reg $20.00	NOW $14.95
Totl Tabl 2.6 (disk)	reg $24.00	NOW $17.95
Totl Time Manager 2.6 (tape)	reg $35.00	NOW $26.25
Totl Time Manager 2.6 (disk)	reg $39.00	NOW $29.25
Research Asst 2.0 (tape)	reg $35.00	NOW $26.25
Comm-Data (tape)	reg $19.95	NOW $14.95

TITLES: Pacacuda, Logger, Escape MCP, Centopods, Ape Craze.

VIC Bonus 60 Programs MW 324 $19.95

Computermat Arcade Pak (3 games) reg $24.95 NOW $17.49
Computermat Super Pak (10 games) reg $59.95 NOW $44.95

Micro World Electronix, Inc.
3333 S. Wadsworth Blvd #C105,
Lakewood, CO 80227
(303) 934-1973 or (303) 987-2671

VISA MasterCard

Commodore 64
FIRE ANTS & KILLER BEES

- A 100% Machine Language Arcade Style Action Game
- Two Player
- Multi Level
- Developed On The 64 For The 64

Disc $24.95
Cassette $22.95

Fight off columns of ARMY ANTS... swarms of KILLER BEES... the angry QUEEN BEE and the menacing QUEEN FIRE ANT!! OH!, Don't forget the GHOST ANTS!!

Send Check or Money Order
Personal checks accepted
Allow 3 weeks to clear

WizardWare
P.O. Box 1046 — Dept. C8
Bolingbrook, Illinois 60439
Warranted
Dealer Inquiries Invited

DEVELOP-64

FIVE POWERFUL SOFTWARE DEVELOPMENT TOOLS

Plus The Exciting New Book

INSIDE THE COMMODORE 64™

THE BOOK

A complete clear explanation of machine language, Assembly language, Commodore 64 architecture, graphics, joystick and sound effect programming. Detailed step-by-step guide to the use of the development tools. How to combine BASIC and machine language, make auto-start cartridges, interface with the internal ROM-based programs of BASIC and the Kernal. Sample programs fully explained.

THE TOOLS

Assembler/Editor/Loader/Decoder/Monitor
Full-featured Assembler allows use of labels, comments and arithmetic expressions to create machine language programs. Create, save, modify Assembly language programs with the Editor. Load and link machine language modules with the Loader. Decode machine language back into assembly language for study or input to the Editor. Single-step program execution with the Monitor. Combines Assembler/Editor for maximum ease of use.

ALL FOR $54.95 PLUS $2.00 POSTAGE AND HANDLING Add $5.00 for disk version.

Send check, M.O., VISA/MC ($2.00 S.C.) or specify C.O.D. (add $3.00) to:

French Silk smooth ware

P.O. Box 207, Cannon Falls, MN 55009
507-263-4821

Commodore 64™ is a registered TM of Commodore Business Machines Inc.

Part I

Mixing Graphics Modes On The 64

Sheldon Leemon

It's possible to have several different graphics modes simultaneously on the 64 screen. Program 1 shows you how to divide the display into three zones: high resolution, regular text, and multicolor bitmap mode. Program 2 uses the same utility program, but creates entirely different effects. The screen displays all three text modes: regular, extended background color, and multicolor.

This graphics technique provides you with significant control over what appears on your screen. For example, you can switch modes with simple POKEs. Although there's plenty of technical information here for advanced programmers, the author has provided instructions and example programs which beginners can follow. Everyone can take advantage of these important techniques.

The *Commodore 64 Programmer's Reference Guide* hints that more than one graphics mode may be displayed on the screen at once. When it comes time to explain how it can be done, however, the *Guide* states only that you must set a raster interrupt for the screen line where you want a different type of display to start, set the VIC-II chip for the new mode during that interrupt, and then set up another interrupt to change the mode back a little farther down the display. This explanation might be clear to advanced machine language programmers, but it leaves a lot of others in the dark.

In this tutorial, we'll look at some examples of raster interrupts that can be easily used by BASIC programmers to create split-screen displays and other effects. We'll also discuss, in more detail, how machine language programmers can use the raster interrupt capability.

The Interrupt

The most obvious place to start our discussion is by explaining what an interrupt is. An interrupt is a signal given to the microprocessor (the "brains" of the computer) that tells it to stop executing its machine language program (for example, BASIC itself is a machine language program) and to work on another program for a short time, perhaps only a fraction of a second. After finishing the interrupt program, the computer goes back to executing the main program, just as if there had never been a detour.

There are several ways to cause such an interrupt on the 64. Pressing the RESTORE key causes an interrupt, and if the STOP key is also pressed, the interrupt routine clears the screen and restores the computer to its normal state. There are internal timers on the CIA Input/Output chips that can each generate interrupts. One of these timers is set by the operating system to interrupt every sixtieth of a second, and the interrupt routine that is called is used to check the keyboard and to update the jiffy clock which is used by TI and TI$. In addition, the VIC-II chip can also interrupt normal program execution when one of a number of events related to the graphics display occurs. One of these is called a raster interrupt.

On a normal TV display, a beam of electrons (raster) scans the screen, starting in the top left-hand corner and moving in a straight line to the right, lighting up appropriate parts of the screen line on the way. When it comes to the right edge, the beam moves down a line and starts again from the left. There are 263 such lines that are scanned by the 64 display, 200 of which form the visible screen area. This scan updates the complete screen display 60 times every second.

The VIC-II chip has memory registers that keep track of the line that the raster is scanning at any given moment. Since the line number can be greater than 255, one register is not enough to do the job. Therefore, the part of the number that is less than 256 is kept in location 53266 ($D012 hex), and if bit 7 of location 53265 ($D011) is set to 1, 256 is added to that number to arrive at the correct scan line. Of course, since these numbers change 15,780 times per second, a BASIC program executes far too slowly to read the registers and take effective action based on their contents. Only a machine language program has the speed to accomplish something with a particular raster scan line, and even it may not be quick enough to change the display without some slight, but visible, disruption.

The raster registers have two functions. When read, they tell what line is presently being scanned. But when written to, they designate a particular scan line as the place where a raster interrupt will occur. If the raster interrupt is enabled, the interrupt program will be executed at the exact moment that the raster beam reaches that line. This allows the user to reset any of the VIC-II registers at any point in the display and thus change character sets, background color, or graphics mode for only a part of the screen display.

Setting up a raster interrupt program is admittedly not a job for a beginning programmer, but with the following step-by-step explanation, most machine language programmers should be able to write such a routine. Those with no machine language experience should read the explanation in order to get a general idea of what is taking place. Afterwards, we'll see how to use the example interrupt routine even if you don't know anything about machine language programming.

Writing A Raster Interrupt

When you have finished writing the machine language routine that you want the interrupt to execute, the steps required to set up the raster interrupt are:

1. Set the interrupt disable flag in the status register with an SEI instruction. This will disable all interrupts and prevent the system from crashing while you are changing the interrupt vectors.

2. Enable the raster interrupt. This is done by setting bit 0 of the VIC-II chip interrupt enable register at location 53274 ($D01A) to 1.

3. Indicate the scan line on which you want the interrupt to occur by writing to the raster registers. Don't forget that this is a 9-bit value, and you must set both the low byte (in location 53264) and the high bit (in the register at 53265) in order to insure that the interrupt will start at the scan line you want it to, and not 256 lines earlier or later.

4. Let the computer know where the machine language routine that you want the interrupt to execute starts. This is done by placing the address in the interrupt vector at locations 788-789 ($314-$315). This address is split into two parts, a low byte and a high byte, with the low byte stored at 788. To calculate the two values for a given address AD, you may use the formula HIBYTE = INT(AD/256) and LOWBYTE = AD-(HIBYTE*256). The value LOWBYTE would go into location 788, and the value HIBYTE would go into location 789.

5. Re-enable interrupts with a CLI instruction, which clears the interrupt disable flag on the status register.

When the computer is first turned on, the interrupt vector is set to point to the normal hardware timer interrupt routine, the one that advances the jiffy clock and reads the keyboard. Since this interrupt routine uses the same vector as the raster interrupt routine, it is best to turn off the hardware timer interrupt by putting a value of 127 in location 56333. If you want the keyboard and jiffy clock to function normally while your interrupt is enabled, you must preserve the contents of locations 788 and 789 before you change them to point to your new routine. Then you must have your interrupt routine jump to the old interrupt routine exactly once per screen refresh (every sixtieth of a second).

Another thing that you should keep in mind is that at least two raster interrupts are required if you want to change only a part of the screen. The interrupt routine must not only change the display, but it must also set up another raster interrupt that will change it back.

Program 1 is a BASIC program that uses a raster-scan interrupt to divide the display into three sections. The first 80 scan lines are in high-resolution bitmap mode, the next 40 are regular text, and the last 80 are in multicolor bitmap mode. The screen will split this way as soon as a SYS to the routine that turns on the interrupt occurs, and the display will stay split even after the program ends. Only if you hit the STOP and RESTORE keys together will the display return to normal.

Program 2 shows how a completely different split screen can be set up using the same machine language program. The DATA statements for the interrupt routine are the same as for Program 1, except for the tables starting at line 49264. By changing these tables, we now have a display that shows all three text modes: regular, extended background color, and multicolor. Upper- and lowercase text are mixed, and each area has a



★DOODLE★™ for the COMMODORE-64®

Draw pictures with your COMMODORE-64® and WICO® Trackball

★DOODLE★™ *lets you:*
- *DRAW pictures on the screen*
- *PAINT with 8 sizes of brush*
- *draw straight LINES and BOXES*
- *ERASE with 8 sizes of erasers*
- *DUPLICATE, ENLARGE, and REDUCE parts of the "doodle"*

★DOODLE★™ *has:*
- *on-line MENUS for easy learning and reference*
- *many MODES and graphics COMMANDS*

★DOODLE★™ *can:*
- *SAVE and LOAD from disk or tape*
- *PRINT on many popular printers*
- *PHOTO NEGATIVE and MIRROR IMAGE your "doodles"*
- *GRID the screen to aid drawing*

★DOODLE★™ *is:*
- *100% MACHINE LANGUAGE for instant command response*
- *. . . and MUCH MORE! . . . $29.95!*

specifiy printer make and model, interface method, and disk or tape to:

OMNI Unlimited
105 S. Los Robles Pasadena, CA 91101
(213) 795-6664



COMMODORE 64

SHOOTING GALLERY



- *100% MACHINE CODE*
- *REAL TIME MUSIC*
- *COLORFUL SCROLLING GRAPHICS*
- *GOOD PLAY ABILITY*

CASSETTE DISK ***$23.95***

KOOKY CLIMBER

- *100% MACHINE CODE*
- *ARCADE QUALITY GRAPHICS*
- *EXTENDED REAL TIME MUSIC*
- *EXCITING ANIMATED SPRITES*



DISK ***$24.95***

SPECIFY CASSETTE OR DISK
N.Y. RESIDENTS PLEASE ADD 7¼% SALES TAX
PLEASE ADD $2.00 SHIPPING AND HANDLING.
PREPAID (CHECK OR MONEY ORDER) OR C.O.D. ONLY

CENSOFT SOFTWARE SYSTEMS

P.O.Box 170 Coram
New York 11727 *(516) 732-3390*

SOFTWARE AUTHORS WANTED
DEALER INQUIRIES INVITED

Take advantage of UNIVERSAL'S MID-SUMMER MADNESS

COMMODORE 64

TITLE	COST
Dome Business System (D)	$44.95
Home Accountant (D)	56.95
Household Finance (D)	29.95
Household Finance (T)	25.95
Loan Analyzer (D)	16.95
Loan Analyzer (T)	12.95
Car Cost (D)	16.95
Car Cost (T)	12.95
Home Inventory (D)	16.95
Home Inventory (T)	12.95
Temple of Apshai (D)	29.95
Upper Reaches of Apshai (D)	14.95
Curse of Ra (D)	14.95
Jumpman (D) (GREAT!!)	29.95
Coco (D)	37.95
Gridrunner (C)	29.95
HES Writer 64	37.95
Turtle Graphics II (C)	44.95
Retro Ball (C)	29.95
HES Mon (C)	29.95
Zork I, II or III (D)	29.95
Deadline (D)	37.95
Starcross (D)	29.95
Suspended (D)	37.95
Weather War II (T)	14.95
Medicine Man (T)	16.95
Tombs (T)	21.95
Forced Encounter (T)	18.95
Forced Encounter (D)	21.95
3D-64 Man (T)	14.95
Word Pro 3 Plus (D) (Great)	71.95
Quick Brown Fox (C) ROM	51.95
Writer's Assistant (D)	106.25
Filling Assistant (D)	106.25
Spread Sheet Assistant (D)	106.25
Personal Finance Assistant (D)	50.95

TITLE	COST
Color Craft (T)	$22.95
Color Craft (D)	26.95
Meteor Madness (New) (T)	18.95
Meteor Madness (New) (D)	21.95
Fast Eddie (D)	26.25
Turmoil (D)	26.25
Squish'M (D)	26.25
Snake Byte (D)	26.25
Type Attack (D)	29.95
Way Out (D)	26.25
Critical Mass (D)	26.25
Blade of Blackpoole (D)	26.25
Kinder Comp (D) (Children)	25.95
Facemaker (D)	29.95
Hey Diddle Diddle (D)	25.95
Fort Apocalypse (D/T)	26.25
Survivor (D/T)	26.25
Touch Typing Tutor (T)	14.95
Touch Typing Tutor (D)	18.95
Robbers of the Lost Tomb (T/D)	18.95
Wall Street (T/D)	18.95
Money Manager (T/D)	18.95
Data Manager (T/D)	18.95
Total Text 2.6 (T)	34.95
Total Text 2.6 (D)	38.95
Total Label (T)	18.95
Total Label (D)	21.95
Time Manager (T)	29.95
Time Manager (D)	33.95
Research Assistant (T)	29.95
Research Assistant (D)	33.95
Adventure Pack I or II (T)	14.95
Grave Robbers (T)	14.95
Trek (T)	12.95
Annihilator (T)	16.95
Kongo Kong (T)	18.95

We carry software & books for: APPLE II, IIe, ATARI, VIC 20, TRS-80, IBM-PC, TIMEX/SINCLAIR, TEXAS INSTRUMENTS, CPM SYSTEMS.

To Order: Send certified checks, money orders, or use your Master Charge or Visa and call **1-800-343-8019.** From inside New Hampshire call **1-603-542-6175.** Personal or company checks require two to three weeks to clear. All prices are subject to change without notice. Please include $2.00 per package for postage and handling. Canada $5.00 p&h. Other countries include 10% for p&h.

UNIVERSAL SOFTWARE
The Best Software for Less
185 Mulberry Street
Claremont, N.H. 03743

CALL NOW • 1-800-343-8016 • TOLL FREE

different background color. This program also shows that you can change the table values during a program by POKEing the new value into the memory location where those table values are stored. In that way, you can, for example, change the background color of any of the screen parts while the program is running.

Once you know how to use all the graphics features that the VIC-II chip makes available, the sample interrupt program should enable you to combine several different display modes on a single screen, so that you can take maximum advantage of the 64's graphics power.

Program 1: Text With Graphics

```
10 FOR I=49152 TO 49278: READ A:POKE I,A
   :NEXT:SYS12*4096
20 PRINT CHR$(147):FOR I=0 TO 8:PRINT:NE
   XT
30 PRINT"THE TOP AREA IS HIGH-RES BIT MA
   P MODE"
40 PRINT:PRINT"THE MIDDLE AREA IS ORDINA
   RY TEXT "
50 PRINT:PRINT"THE BOTTOM AREA IS MULTI-
   COLOR BIT MAP"
60 FORG=1024 TO 1383:POKEG,114:NEXT:FORG
   =1384 TO 1423:POKE G,6:NEXT
70 FORG=1664 TO 2023:POKEG,234:NEXT
80 FORG=55936TO56295:POKEG,13:NEXT
90 FOR I=8192 TO 11391:POKE I,0:POKE I+4
   800,0:NEXT
100 BASE=2*4096:BK=49267
110 H=40:C=0:FORX=0TO319:GOSUB150:NEXT
120 H=160:C=0:FORX=0TO319STEP2:GOSUB150:
    NEXT:C=40:FORX=1TO319STEP2:GOSUB150:
    NEXT
130 C=80:FOR X=0 TO 319 STEP2:W=0:GOSUB1
    50:W=1:GOSUB150:NEXT
140 GOTO 140
150 Y=INT(H+20*SIN(X/10+C)):CH=INT(X/8):
    RO=INT(Y/8):LN=YAND7
160 BY=BASE+RO*320+8*CH+LN:BI=ABS(7-(XAN
    D7)-W)
170 POKEBY,PEEK(BY)OR(2↑BI):RETURN
49152 DATA 120, 169, 127, 141, 13, 220
49158 DATA 169, 1, 141, 26, 208, 169
49164 DATA 3, 133, 251, 173, 112, 192
49170 DATA 141, 18, 208, 169, 24, 141
49176 DATA 17, 208, 173, 20, 3, 141
49182 DATA 110, 192, 173, 21, 3, 141
49188 DATA 111, 192, 169, 50, 141, 20
49194 DATA 3, 169, 192, 141, 21, 3
49200 DATA 88, 96, 173, 25, 208, 141
49206 DATA 25, 208, 41, 1, 240, 43
49212 DATA 198, 251, 16, 4, 169, 2
49218 DATA 133, 251, 166, 251, 189, 115
49224 DATA 192, 141, 33, 208, 189, 118
49230 DATA 192, 141, 17, 208, 189, 121
49236 DATA 192, 141, 22, 208, 189, 124
49242 DATA 192, 141, 24, 208, 189, 112
49248 DATA 192, 141, 18, 208, 138, 240
49254 DATA 6, 104, 168, 104, 170, 104
49260 DATA 64, 76, 49, 234
49264 DATA 49, 170, 129 :REM SCAN LINES
49267 DATA 0, 6, 0:REM BACKGROUND COLOR
49270 DATA 59, 27,59:REM CONTROL REG. 1
49273 DATA 24, 8, 8:REM CONTROL REG. 2
49276 DATA 24, 20, 24:REM MEMORY CONTROL
```

Program 2: The Three Text Modes

```
10 FOR I=49152 TO 49278: READ A:POKE I,A
   :NEXT:SYS12*4096
20 PRINTCHR$(147)CHR$(5):POKE 53280,0
30 POKE 53280,0:POKE 53282,6:POKE 53283,
   5:POKE 53284,4
40 PRINT:PRINT"THIS IS MULTI-COLOR TEXT
   MODE"
50 PRINT:PRINT"FOUR-COLOR CHARACTERS ARE
    HARD TO READ"
60 PRINT:PRINT CHR$(150)"ABCDEFGHIJKLMNO
   PQRSTUVWXYZ1234567890"
70 PRINT:PRINT:PRINT:PRINT CHR$(28)"THIS
    IS NORMAL TEXT MODE..."
80 PRINT:PRINT"NOTHING FANCY GOING ON HE
   RE":PRINT:PRINT:PRINT
90 PRINTCHR$(144)"{6 SPACES}EX{RVS}TE
   {OFF}ND{RVS}ED{OFF} BA{RVS}CK{OFF}GR
   {RVS}OU{OFF}ND{RVS} C{OFF}OL{RVS}OR
   {OFF} MO{RVS}DE{OFF}{UP}"
100 PRINT:PRINT"LETS YOU USE DIFFERENT B
    ACKGROUND COLORS"
110 PRINT "{RVS}LETS YOU USE DIFFERENT B
    ACKGROUND COLORS"
120 PRINT"LETS{SHIFT-SPACE}YOU
    {SHIFT-SPACE}USE{SHIFT-SPACE}DIFFERE
    NT{SHIFT-SPACE}BACKGROUND
    {SHIFT-SPACE}COLORS"
130 PRINT "{RVS}LETS{SHIFT-SPACE}YOU
    {SHIFT-SPACE}USE{SHIFT-SPACE}DIFFERE
    NT{SHIFT-SPACE}BACKGROUND
    {SHIFT-SPACE}COLORS";
140 FORS=0TO3000:NEXT
150 FORS=49267TO49269:POKES,RND(1)*16:FO
    R I=1 TO 2000:NEXT I,S:GOTO 140
49152 DATA 120, 169, 127, 141, 13, 220
49158 DATA 169, 1, 141, 26, 208, 169
49164 DATA 3, 133, 251, 173, 112, 192
49170 DATA 141, 18, 208, 169, 24, 141
49176 DATA 17, 208, 173, 20, 3, 141
49182 DATA 110, 192, 173, 21, 3, 141
49188 DATA 111, 192, 169, 50, 141, 20
49194 DATA 3, 169, 192, 141, 21, 3
49200 DATA 88, 96, 173, 25, 208, 141
49206 DATA 25, 208, 41, 1, 240, 43
49212 DATA 198, 251, 16, 4, 169, 2
49218 DATA 133, 251, 166, 251, 189, 115
49224 DATA 192, 141, 33, 208, 189, 118
49230 DATA 192, 141, 17, 208, 189, 121
49236 DATA 192, 141, 22, 208, 189, 124
49242 DATA 192, 141, 24, 208, 189, 112
49248 DATA 192, 141, 18, 208, 138, 240
49254 DATA 6, 104, 168, 104, 170, 104
49260 DATA 64, 76, 49, 234
49264 DATA 49, 177, 113 :REM SCAN LINES
49267 DATA 2, 7, 6:REM BACKGROUND COLOR
49270 DATA 91, 27,27:REM CONTROL REG. 1
49273 DATA 8, 8, 24:REM CONTROL REG. 2
49276 DATA 20, 22, 20:REM MEMORY CONTROL
```

©

GET THE MOST OUT OF YOUR COMMODORE-64

WITH SOFTWARE FROM ABACUS





SCREEN GRAPHICS 64

- Adds 24 commands to BASIC.
- Plot points, lines, boxes, circles and fill in hires and multicolor.
- Define and animate sprites easily.
- Includes demos, tutorial and manual.
- **$24.95 FOR TAPE**
- **$27.95 FOR DISK**



SYNTHY 64

- Full featured music and sound synthesizer.
- Easy entry and editing of notes and commands.
- Control ASDR, filters, waveforms etc.
- Includes sample music and manual.
- **$29.95 FOR TAPE**
- **$32.95 FOR DISK**



CHARTPAK 64

- Create Pie, Bar and Line charts in high resolution.
- Enter, edit, save and recall to/from disc.
- Choose any of 8 chart formats and design charts interactively.
- Produce hard copy onto 1515, 1525 or Epson printer.
- **$42.95 DISK ONLY**



ULTRABASIC 64

- Turtle, hires, multicolor and sprite graphics.
- Sound and sound effects.
- Screen copy to 1515, 1525 or Epson printers.
- Includes demos, tutorial, manual.
- **$39.95 FOR TAPE**
- **$42.95 FOR DISK**

TO ORDER NOW

PLEASE WRITE: ABACUS SOFTWARE
P.O. BOX 7211, Grand Rapids, MI 49510

For postage & handling, add $1.50 (U.S. and Canada), add $3.00 for foreign. Make payment in U.S. dollars by check, money order or charge card. **FOR IMMEDIATE SERVICE PHONE 616/241-5510**

FREE CATALOG

Ask for a listing of other software for your Commodore-64 or VIC-20.

YOU CAN COUNT ON
Abacus Software

the foxiest

"REALLY FOXY IS BEING LETTER PERFECT"

WORDPROCESSOR FOR THE COMMODORE 64™
ALSO CHECKS YOUR SPELLING!

SCRIPT 64™

Suggested Retail: $139.95

Contact Your Nearest Commodore Dealer Today . . .
You'll Be So Glad You Did!

Distributed By:
COMPUTER MARKETING SERVICES INC.

300 W. Marlton Pike
Cherry Hill, New Jersey 08002
(609) 795-9480

Commodore 64 is a trademark of Commodore Electronics Limited

Script 64 is a trademark of Richvale Telecommunications

A Fig-Forth Utility

Jürgen Pfeifer

There are several versions of Forth. The most popular is the Implementation of the Forth-Interest-Group (FIG), the well known fig-Forth.. But there exists an improvement, the 79-Standard Forth, which is very close to fig-Forth.

The 79-Standard describes a very useful word, which doesn't exist in fig-Forth. It is the word "roll." The Forth stack notation for roll is:

roll n–

This word extracts the nth stack value to the top of stack, not counting n itself, moving the remaining values into the vacated position. n must be strictly positive.

Examples: 3 roll = rot (a fig-word).
1 roll = no operation.

The screens here contain a low-level definition of "roll" for a 6502 fig-Forth, using the Forth 6502 macroassembler.

As an application, the screens contain the definition of the signed double-integer multiplication operator "d*". Try to define it without roll!

```
SCR # 106
  0 ( ROLL                                              JPF   JUL82 )
  1 CODE ROLL ( N --- )
  2   1 # LDA, SETUP JSR, XSAVE STX, N LDA, SEC, 1 # SBC, CS
  3   IF, 0= NOT IF,
  4                 TAY, .A ASL, CLC, XSAVE ADC, TAX,
  5                 BOT LDA, PHA, BOT 1+ LDA, PHA,
  6                 BEGIN, DEX, DEX,
  7                        BOT LDA, SEC STA,
  8                        BOT 1+ LDA, SEC 1+ STA,
  9                        DEY, 0=
 10                 UNTIL, PLA, PUT JMP,
 11               THEN,
 12   THEN, NEXT JMP, END-CODE
 13 ( ROLL : EXTRACT THE N-TH STACK VALUE TO THE TOP OF STACK, NOT
 14          COUNTING N ITSELF, MOVING THE REMAINING VALUES INTO THE
 15          VACATED POSITION. N>0 )

SCR # 107
  0 ( ROLL APPLICATION                                  JPF   JUL82 )
  1 : PICK 2* SP@ + @ ;
  2   ( N1 --- N2 : RETURN THE CONTENTS OF THE N1-TH STACK VALUE,
  3                 NOT COUNTING N1 ITSELF. N>0 )
  4
  5 : 2SWAP ROT >R ROT R> ;
  6   ( D1 D2 --- D2 D1 : EXCHANGE THE TOP TWO DOUBLE NUMBERS
  7                       ON THE STACK. )
  8
  9 : D* OVER 5 PICK U* 6 ROLL 4 ROLL * + 2SWAP * + ;
 10   ( D1 D2 --- D3 : LEAVES THE ARITHMETIC PRODUCT OF THE
 11                   DOUBLE PRECISION INTEGERS D1 AND D2 )
 12
 13
 14
 15                                                     ©
```

Banish Atari INPUT Statements

Jim Faryar

If you use BASIC's INPUT statement, you relinquish control to the computer. Here is a subroutine that lets you avoid INPUT by using the Atari's string-handling.

Here's an enhanced No-INPUT-Statement Input subroutine for the Atari. It is a useful application of Atari's string-handling method. We use POS to keep track of the relative position of the cursor within the string INP$. Then, we assign the character typed in by the user, CHR$(KEY), to the input string INP$ at position (POS,POS), replacing anything in that position (line 47).

Cursor right and left keys result in a change in POS, but no character assigned to INP$. The BACK-S key results in a change in POS, as well as a space assigned to replace the character in the new position INP$(POS,POS). Additional control is provided by keeping POS within the space ("mask") allowed for input, and by allowing characters of only type T$ (see below) to be typed in.

The subroutine:

- Supports the insert, delete, and right and left cursor keys, as well as the BACK-S key.
- Inhibits cursor movement outside the input "mask" to protect the screen display.
- Controls the length of the user's input.
- Controls the range of characters the user may input.
- Beeps when the user attempts an unauthorized keystroke.

Type in the program.

Lines 10-17 support the use of the INSERT key.
Lines 18-27 support the use of the DELETE key.
Lines 28-33 support the use of the CURSOR-RIGHT key.
Lines 34-42 support the use of the CURSOR-LEFT and BACK-S keys.
Lines 43-49 restrict the characters that may be input.
Lines 100-300 are a demonstration.

Be careful to include the semicolon that ends most of the PRINT statements. Run the program: try any keystrokes you wish and see the result. I could not disable the BREAK or the SYSTEM RESET keys (can anyone show me how?).

To use the subroutine in your own programs, simply:

1. Start your program at line 100.
2. PRINT your input prompt, ending it with a semicolon.
3. LET L1 = length you will allow for input.
4. LET T$ = type of characters you will allow:
   "A" – converts all lowercase letters input to uppercase.
   "9" – allows numbers only.
   "X" – allows all characters.
   (You can add to and modify these categories, by altering lines 44-45.)
5. GOSUB 5.
6. INP$ will contain the value input. You can set it equal to your own variable, for example:

   ```
   NAME$=INP$
   NUM$=INP$: NUM=VAL(NUM$).
   ```

   Note that, for numeric variables, I do not take VAL(INP$), but VAL of an intermediate variable NUM$: because VAL(INP$) adversely affects the use of INP$ in subsequent calls to the subroutine. I don't know why this happens.
7. Remember not to use the variables I1, L1, T$, KEY, INP$, and POS anywhere else in your program.

INPUT Mask

```
1 REM INPUT MASK
2 OPEN #1,4,0,"K:"
3 DIM INP$(37),T$(1)
4 GOTO 100
5 POS=1
6 INP$="":IF T$="9" THEN INP$="0"
7 GET #1,KEY
8 IF KEY=155 THEN RETURN
9 IF (KEY>31) AND (KEY<125) THEN 43
10 IF KEY<>255 THEN 18
11 IF LEN(INP$)=L1 THEN 50
12 PRINT CHR$(255);
13 FOR I1=LEN(INP$)+1 TO POS+1 STEP
   -1
14 INP$(I1,I1)=INP$(I1-1,I1-1)
15 NEXT I1
16 INP$(POS,POS)=" "
17 GOTO 7
18 IF KEY<>254 THEN 28
19 IF POS>LEN(INP$) THEN 50
20 PRINT CHR$(254);
21 IF LEN(INP$)=1 THEN 5
22 IF POS=LEN(INP$) THEN INP$=INP$(1
   ,POS-1):GOTO 7
23 FOR I1=POS TO LEN(INP$)-1
24 INP$(I1,I1)=INP$(I1+1,I1+1)
25 NEXT I1
26 INP$=INP$(1,I1-1)
27 GOTO 7
```

```
28 IF (KEY=30) OR (KEY=126) THEN 34
29 IF KEY<>31 THEN 50
30 IF POS>=L1 THEN 50
31 PRINT CHR$(31);:POS=POS+1
32 IF POS-LEN(INP$)>1 THEN INP$(POS-
   1,POS-1)=" "
33 GOTO 7
34 IF POS<=1 THEN 50
35 IF POS=LEN(INP$) THEN IF INP$(POS
   ,POS)=" " THEN INP$=INP$(1,POS-1)
36 POS=POS-1
37 IF KEY=30 THEN PRINT CHR$(30);:GO
   TO 7
38 PRINT CHR$(126);
39 IF LEN(INP$)=1 THEN 5
40 IF POS=LEN(INP$) THEN INP$=INP$(1
   ,POS-1):GOTO 7
41 INP$(POS,POS)=" "
42 GOTO 7
43 IF POS>L1 THEN 50
44 IF (T$="A") AND (KEY>96) THEN KEY
   =KEY-32
45 IF (T$="9") AND ((KEY<48) OR (KEY
   >57)) THEN 50
46 PRINT CHR$(KEY);
47 INP$(POS,POS)=CHR$(KEY)
48 POS=POS+1
49 GOTO 7
50 PRINT CHR$(253);:GOTO 7
60 REM
70 REM
100 DIM NAME$(20),NUM$(12)
110 PRINT CHR$(125)
120 POSITION 4,2
130 PRINT "NAME: ";
140 L1=20:T$="A":GOSUB 5
150 NAME$=INP$
160 POSITION 4,4
170 PRINT "NUMBER: ";
180 L1=4:T$="9":GOSUB 5
190 NUM$=INP$:NUM=VAL(NUM$)
200 POSITION 4,6
210 PRINT "Is ALL the above correct?
    ";
220 L1=3:T$="A":GOSUB 5
230 IF ASC(INP$)<>89 THEN 110
240 POSITION 4,12
250 PRINT NAME$,LEN(NAME$),NUM,ASC(I
   NP$)
300 END
```

©

$39.95 DATA BASE!

INTRODUCING...
SDB 64
FOR THE
COMMODORE 64

SDB 64-A must for *your* 64!
SDB 64-User defined printouts!
SDB 64-Menu driven & easy to use!
SDB 64-Perfect for personal filing needs!
SDB 64-Fast sorts by any field & alphabetises!
SDB 64-Makes it easy to write compatible programs!
SDB 64-File & retrieve names, addresses, hobbies, etc.!
Easy to follow instructions-perfect for new comer data base!

SDB 64 (Disk) $39.95 ($1.50 P&H)

Simpleware
129 Wildbriar Rd., Rochester, NY 14623
716-334-9541 or 716-334-7406

Write For FREE Catalog — NEW — *Write For FREE Catalog*

VIC SOFTWARE CBM 64

Great VIC Software

PARATROOPER a High Resolution game that doesn't let you make any mistakes. You are in your command. Helicopters fill the sky, (and we mean fill the sky!), dropping paratroopers. Your mission is to keep 3 paratroopers from hitting the ground on either side of your gun. But that's just the beginning. You score by hitting the helicopters or the paratroopers, but if you miss a shot it subtracts from your score. Therefore, you must make every shot count to make a high score! IT HAS FOUR FAST ACTION LEVELS TO CHALLENGE THE BEST PLAYER. The High Resolution graphics helicoptors are fantastic. They look exactly like helicopters! The paratroopers are super realistic. Their chutes open and then they drift down to earth. If this weren't enough the sounds are fantastic. There are helicopter blades whirring and you can hear the howitzer pumping shells. This game really show off the sound and graphic capabilities of your VIC. PARATROOPER IS OUR #1 SELLING ARCADE GAME, you've got to see this game to believe it. **$19.95**

SPACE PAK Can you survive? 3 space games with the sights and sounds of an arcade. The excitement builds as the action is un-ending. IBlast away at everything in sight. The alien attacks will stop at nothing to destroy you. Prepare for battle, there is no escape, only you can help. Can you survive? Hi-Res, color, graphics and sound. Joystick or keyboard. 3 Games — Rocket Race, Fence-A-Tron and Raiders. **$19.95**

COSMIC CRUZER Hot action and 3 challenging scenarios. Move your cruzer into the tunnel - fire missiles and drop bombs. Hit the fuel dumps to get more fuel. Move as quick as you dare to hit the surface-to-air missiles. If you are good enough you will make it to the asteroidz field and then try to destroy the base. No one has destroyed the base yet. Will you be the first. **$19.95**

VIC ALL STARS We took the best selling VIC programs and put them in a package to save you $35. If purchased seperately it would cost you $85. You get **Paratrooper, Target Command, Head On, Cattle Round-up, Snake Out, Trapper, Double Snake Out and Artillery.** All eight games for $49.95. Hurry because at this price they won't last long. Limited quantity. 8 Games. **$49.95**

COMMODORE 64 SOFTWARE

Let the COMPUTERMAT turn your 64 into a home arcade!

COLOR • GRAPHICS • SOUND ON CASSETTE

(Disk Versions Available — Add $5.00)

MUSIC MAKER - $19.95
Put sheet music notes into your 64, plays 3 voices. Program, plus 2 sample songs.

EDUCATION PAK - $24.95
4 Programs
Geography Match
Math Adventure
Ruler & Micro

TREASURE PAK - $14.95
3 Programs
Adventure
Caves of Silver
Shuttle Voyage

GAME PAK - $14.95
3 Programs
Dragon Chase
Deflect
Flip It

Joystick and Keyboard versions included.

COMPUTERMAT
Box 1664 • Dept. C • Lake Havasu City, Az. 86403
(602) 855-3357

Part IV

Visiting The VIC-20 Video

Jim Butterfield, Associate Editor

In which the traveller finds that the highest resolutions can be achieved by setting his sights a little lower.

We've spent some time viewing the world (or at least memory) from a video chip's-eye view, and we've noted that the video chip sees memory in its own way:

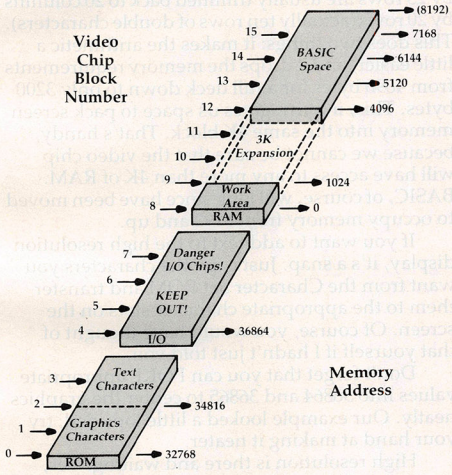

How the video chip sees memory.

We've muddled with the character set, both built-in and home brewed. But we haven't seemed to deal with achieving that mystic goal – high resolution screen control.

We've dealt with custom characters. And as Glinda the Good Witch could have said to Dorothy, "If you had known their powers, you could have done it the very first day." In other words, we've been looking at high resolution all along without recognizing it.

Here's the trick: if every position on the screen contained a different character, and if we can define any character at will, we can define any spot on the screen as we wish.

Filling In

Mechanically, we do it this way: the first cell on the screen will contain character zero; the next will contain character one; and so on. To change the upper-leftmost pixel on the screen, we modify the upper-left pixel of character zero, and the screen immediately shows the change.

This is a change from our usual use of screen and character set. Our screen memory is now totally fixed and must not change. Normal printout and things like scrolling must stop. The characters, on the other hand, are now completely variable, with pixels turning on and off according to what the picture needs.

Wait – there's a problem. It seems that the screen has room for 506 characters; yet we know that we can make only 256 individual characters. Something doesn't fit. How can we resolve this problem?

There are two ways. One is to use "double characters" – the jumbo-sized characters that we get when we POKE an odd number into address 36867. Each of our 256 characters now occupies twice the space on the screen, so that we can cover the screen easily. The character set table now becomes huge, of course: each character takes 16 bytes to describe, making the whole table up to 4096 bytes long.

Since we're trying to describe things you can achieve in an unexpanded VIC, this becomes impractical – it's hard to take 4K away from a machine that has only 3.5K available to start with. On a machine with memory expansion, however, this is quite practical; read on, for we'll use tricks on the small machine that will come in handy even on the big ones.

The other method is this: cut the size of the screen so that it contains only 256 characters or less. We can store the number of columns and

rows we want into 36866 and 36867. POKE 36866,16 will set 16 columns; and POKE 36867,32 will set 16 rows (we must multiply the number by two here). How many characters can we store? 256 – and that number may sound familiar by now.

By the way, BASIC won't know how to cope with the peculiar row and column counts if you do this as a direct command, so be prepared for an odd-looking screen. Neatness fanatics will want to center the remaining display by appropriate POKEs to 36864 and 36865, but I'll leave this as an exercise for you.

Diving In

Enough of this abstract theory. Let's dive into a program to prove that even the humble minimum VIC can do high resolution graphics.

```
100 POKE 56,22:CLR   (Drop top of BASIC)
110 POKE 36869,222   (Relocate screen...)
120 POKE 36866,144   (and character set)
```

Note that the above line sets the screen to a half-block (128) and sets up 16 columns instead of the normal 22 (128 plus 16 gives 144). We may as well go ahead and change the rows:

```
130 POKE 36867,32  (16 rows times 2)
200 FOR J=6144 TO 8191
210 POKE J,0:NEXT J
```

We've cleared the entire character set to zero (all pixels off). Now let's set up the screen with character zero in the first slot, etc.:

```
300 FOR J=0 TO 255
310 POKE J+5632,J
320 NEXT J
```

Let's set all characters to color black:

```
330 FOR J=37888 TO 38911
340 POKE J,0:NEXT J
```

Our screen is now ready. Serious graphics takes quite a bit of math (dividing by 16 to find the row and column; dividing by 8 for the pixel position), but we'll substitute a little simple coding to draw a triangle:

```
400 FOR J=6792 TO 6816 STEP 8
410 POKE J,255  (horizontal line)
420 NEXT J
500 FOR J=6280 TO 6664 STEP 128
510 FOR K=J TO J+7
520 POKE K,128  (vertical line)
530 NEXT K,J
600 FOR J=6280 TO 6704 STEP 136
610 X=128  (leftmost pixel)
620 FOR K=J TO J+7
630 POKE K,PEEK(K) OR X
640 X=X/2  (move pixel right)
650 NEXT K,J
700 GOTO 700
```

The program is now complete. It will wait in a loop at line 700 until you press RUN/STOP. When you do so, a number of odd things will happen. The computer will try to print the word READY into screen memory, but screen memory is intended for a different usage now, and all that will result is screen "clutter."

Bring everything back to sanity by holding down RUN/STOP and hitting the RESTORE key.

Extra Ideas

Effective graphics calls for the use of a fair bit of mathematics. To place (or clear) a pixel, you need to find the row and column by dividing the X and Y coordinates by the appropriate scaling factor. You need to change this to a screen character number by multiplying the row number by the total number of columns and then adding the column number. Multiply this by eight, and you'll get the position where the character is located within the character set. Now we must go for the pixels within this character: the bits within a byte are pixels "across" and the eight consecutive bytes are pixels "down." Now you know why people buy a Super Expander – to save them from the math.

Even when you have plenty of memory available, which allows you to use double characters and get lots of pixels on the screen, it's usual to "trim" the screen a little. The normal 22 columns by 23 rows are usually trimmed back to 20 columns by 20 rows (actually ten rows of double characters). This does two things: it makes the arithmetic a little easier, and it drops the memory requirements from 4096 bytes for a full deck down to only 3200 bytes. This, in turn, gives us space to pack screen memory into the same 4K block. That's handy, because we cannot be sure that the video chip will have access to any more than 4K of RAM. BASIC, of course, will long since have been moved to occupy memory from 8192 and up.

If you want to add text to the high resolution display, it's a snap. Just copy the characters you want from the Character Set ROM and transfer them to the appropriate character slots on the screen. Of course, you would have thought of that yourself if I hadn't just told you.

Don't forget that you can POKE appropriate values into 36864 and 36865 to center the graphics neatly. Our example looked a little lopsided; try your hand at making it neater.

High resolution is there and waiting. Yes, you can do it on a small screen PET.

There's a good bit of math needed. You may find this a challenge: after all, isn't that what a computer does best?

Even if the mathematics befogs your mind and causes you to go out and buy a Super Expander, you'll have learned a few new things. First, the Super Expander doesn't make graphics possible – they were there all the time – it just makes them easier. Second, you'll have a better idea of what's going on inside your marvellous VIC computer.

Copyright © 1983 Jim Butterfield. ©

CBM-64

Make your life easier!

WITH **GRAFDOS** ENHANCED DISK UTILITY FOR THE COMMODORE 64

After a year of development, GRAFDOS, an enhanced new disk operating system will make life easier for thousands of disk owners. No longer do you have to use the cumbersome wedge, GRAFDOS provides over 40 new commands for both DOS and BASIC. Below is a list of new commands:

DOS COMMANDS

LOAD"file name"	CATalog
SAVE"filename"	INIT
RUN"filename"	WATCH
BLOAD"filename"	OFF
BSAVE"filename"	STAT
RENAME	CHAIN
DELETE	

LORES

LGR	HLIN
LCOL	VLIN
LPLOT	

BASIC COMMANDS - HIRES

PLOT	FLIP
HGR	WCHAR
SCREEN	DRAW
ALT	COPY
NORM	PIC
	PSAVE

MISC. COMMANDS

KEY	VTAB
SOUND	HTAB
HOME	HIMEM
TRAP	SPEED
TEXT	EXIT
BASIC	CTRL-G

As an added bonus, GRAFDOS includes the MINI-MON, a powerful machine language monitor and mini-assembler with 20 commands! (See description in next column.)

The disk also comes with sample programs and demos including a music generator! This is a DOS that every CBM-64 owner should have on every disk!

ORDER NOW! ONLY $39.95

WITH MINI-MONITOR FOR THE VIC-20 AND CBM-64

A powerful machine code monitor which is not so mini has 20 commands to:

Disassemble 6502 code
Examine memory
Text dump
Move memory
Hunt memory for a string
Fill memory with any byte
HEX - DEC conversion
Edit code
Mini-assembler
Switch kernal to RAM
Switch BASIC to RAM

The only thing mini in this monitor is the price! VIC-20 version requires 8K expansion.

Cassette $15.95
Disk $19.95

INTERESTING SOFTWARE

21101 S. Harvard Blvd.
Torrance, CA 90501
(213) 328-9422

Visa/MC/Check/Money Order - Add $2.00

CA residents add 6½% sales tax.

Dealer inquiries invited.

PROGRESSIVE PERIPHERALS & SOFTWARE

THE AUTO CLOCK™

A TRUE MULTI-FUNCTION CARD

- Switch your **VIC-20/64** or other AC devices on and off under software control.
- 256 year clock/calendar.
- 2K CMOS battery backed up RAM.
- Menu driven software.
- Plugs into the buss expansion slot.
- Cartridge style case.
- 19 user accessible subroutines.
- 20 page illustrated manual with detailed programming examples.

AUTO CLOCK $129.95

Gothmog's Lair

- State of the art Pro-Adventure Series for the **Commodore 64.**
- Realistic sound effects and animated color graphics.
- Over eighty areas, 70 objects, and 40 commands.
- A "real-time" adventure with a user-friendly help feature, updated constantly.
- Comprehensive, illustrated manual with a fold-out map.
- Your success in Gothmog's Lair will depend on your skill and resourcefulness, NOT on pure luck.
- Prepare for the most challenging adventure you will ever undertake as you enter .....

GOTHMOG'S LAIR .. cassette version — $39.95
diskette version — $39.95

DEALER INQUIRIES INVITED

ORDER FROM:
PROGRESSIVE PERIPHERALS & SOFTWARE
6340 West Mississippi Avenue
Lakewood, Colorado 80226
(303) 778-1312

VISA MasterCard

VIC 20® COMMODORE



KONGO KONG $19.95
Climb ladders; avoid barrels the crazy ape is rolling at you. Rescue the damsel. Partially machine code for smooth, fast action. Keyboard or joystick.

LUDWIG'S LEMON LASERS $14.95
You'd never think blasting lemons out of the sky could be so much fun! Fast machine code action. One or two players. Written by the demented doctor who gave us "Hospital Adventure". VIC 20 only.

METAMORPHOSIS $19.95
You stumbled into the nest of the Cyglorx and find yourself fighting off robot tanks guarding the Cyglorx eggs. You think you have everything under control and then the eggs start hatching. Commodore 64 version has 4 screens.

VICTORY SOFTWARE®

ADVENTURES

The best adventures at the best prices! Controlled from the keyboard.

GRAVE ROBBERS $14.95
Introducing the first GRAPHIC ADVENTURE ever available on the VIC-20! Explore an old deserted graveyard. Actually see the perils that lie beyond.

ADVENTURE PACK I
(3 Programs) **$19.95**
MOON BASE ALPHA—Destroy the meteor that is racing towards your base.
COMPUTER ADVENTURE—Re-live the excitement of getting your first adventure.
BIG BAD WOLF—Don't let the wolf gobble you up.

ADVENTURE PACK II
(3 Programs) **$19.95**
AFRICAN ESCAPE—Find your way off the continent after surviving a plane crash.
HOSPITAL ADVENTURE—Written by a medical doctor. Don't check into this hospital!
BOMB THREAT—Get back to town in time to warn the bomb squad of the bomb.

COMMODORE 64®



ANNIHILATOR $19.95
Protect your planet against hostile aliens in this defender-like game. All machine code for fast arcade action. Joystick required.

TREK $14.95
Commanding the bridge of your starship, you explore the galaxy, fending off the Klingon invasion with your phasers and photon torpedoes, at the same time conserving your limited time and energy.

Check your local dealer.

Send for free catalog
All programs fit in the standard VIC memory, and come on **tape or disk.**

Ordering—Please add $1.50 postage & handling per order. PA residents add 6% sales tax. Credit card users—include number and expiration date.

PROGRAMS FOR THE COMMODORE 64 AND VIC 20

VICTORY SOFTWARE CORP.
7 VALLEY BROOK ROAD
PAOLI, PA 19301
(215) 296-3787

VICplot

Gerald Chick

This utility draws or erases points on a 64 x 64 grid. The program also lets you examine a point to determine its previous status. Using the example program, you can get a feel for the uses of this short, but effective, programming tool. If you LOAD a program in from cassette, you'll need to re-READ the DATA of VICplot back into the cassette buffer (see lines 1399-1420 and 1510-1560). For the VIC, expanded by 3 or 8K of memory.

"VICplot" is a simple utility for the VIC-20 designed to plot or erase points on a 64 x 64 grid. VICplot's 83-byte program accomplishes three important functions: it allows plotting, erasure, and indicates a point's previous condition.

Functions to draw, erase, or examine a point (similar to Super Expander commands POINT c,x,y and RDOT(x,y)) are included in VICplot. The last function is particularly important. Quite often you will want to know whether a point was lit or not. The sample program uses this function to gather data.

Protecting The Character Set

The character set which makes up the grid is stored in 2K of RAM beginning at 5120 ($1400). This set must be established by BASIC. VICplot is placed in the cassette buffer, so only the character set need be protected from BASIC. If you are using 3K or less expansion, type:

```
POKE 56,20 :POKE 52,20 :POKE 55,0
```

With 8K of added RAM, you will have to type:

```
POKE 44,28 :POKE 7168,0
```

before you load the program. This sets the start of BASIC above the character set.

The pointer to character memory must also be reset: POKE 36869, 205 for 8K expansion; POKE with 253 for less memory. The sample program has a subroutine at 1400 to load VICplot and draw the screen. Once this is finished, VICplot is ready to use. A few precautions are in order, though.

First, there is no error detection. A too large Y coordinate will plot in the wrong column. Worse than that, a too large X coordinate will be placed *beyond* the matrix, possibly in BASIC or on the screen. A value of 128 for X will cause a point to appear in your BASIC program around location 9200. Second, don't be surprised at the size of the dots. They are actually two pixels square.

Plotting Points With A Sample Program

To access VICplot, the X and Y coordinates should be placed in locations 251 and 252, respectively. To plot this point, place a one in location 253. To erase, place a zero there. Now call VICplot with SYS 832. *Voilà*! Location 251 now holds the status flag. It can be read with

```
F= -(PEEK (251) =0 ).
```

If F = 1 then the point was lit previously. A zero indicates it was dark.

A point can be lit in one of three colors (character, border, or auxiliary) set by the user. The color used is determined by the following table, which shows the value for each color. The data for this table is in line 1500 of the sample program.

The sample program is a good demonstration of how VICplot works. Two areas are selected, and 4000 random points are plotted on each. If a chosen point is already lit, a counter is incremented. Ten samples are taken of this count, and a bar graph is drawn to compare each trial. The bars are numbered, and the graph is scaled by hundreds.

The program is written for the 8K expander. To work in less memory, the POKEs for screen and color will have to be changed. The many REMarks should help you understand all the elements of this handy program.

VICplot Color Table

COLOR:	Screen	Border	Char.	Aux.
828	0	1	2	3
829	0	4	8	12
830	0	16	32	48
831	0	64	128	192
033C	00	01	02	03
033D	00	04	08	0C
033E	00	10	20	30
033F	00	40	80	C0

VICplot

```
1 REM GRAPH DEMO USING{10 SPACES}VICPLOT
  .
4 REM ----------------
5 REM THIS PROGRAM WRITTEN FOR 8K EXPAND
  ER
6 REM ----------------
10 DIMR(1,11)
15 GOSUB1400:GOTO100
19 REM USE: IFX>630RY>63THENRETURN FOR E
   RROR PROTECT AT LINE 20 IF NECESSARY
20 POKE251,X:POKE252,Y:POKE253,E
30 SYS832
```

SJB DISTRIBUTORS. THE MOST COMPETITIVE PRICES ON COMMODORE.

commodore

NEW COMMODORE PRODUCTS

CBM C128-80	$ 795
CBM B700	2990
B Series Software	Call
CBM 1701 Color Monitor	269
CBM 1520 Plotter	169
CBM 4023 Printer	399
CBM 1526 Printer	369

SOFTWARE FOR CBM 64

Word Processing (WordPro 3+)	$ 69
M File Database (merge with WordPro)	89
Quick Brown Fox	56
Writer's Assistant (easy and flexible)	99
File Assistant (database with merge)	99
Spreadsheet Assistant	99
Pers. Finance Assist. (great reports)	45
Busicalc (Spreadsheet)	55
Coco II (build your own games easily)	45
Calc Result	125
General Ledger, A/R, Inv., PR/AP (with check writing)	ea.139
CBM EasyFinance	50
CBM EasyScript	80
CBM EasyFile	80
Data Manager	70
Stock (investment analysis)	80
Pet Emulator	30
Sprite-Master	29
Assembler Package (cassette or disk, compiled, includes editor, loader, disassembler)	39
Spacebelt	20
Retroball	34
ZWARK	25
Hesmon	27

INTERFACES & ACCESSORIES

80 Column Expander	$159
VIC 1600 Modem	95
VIC 1650 (auto answer, auto dial)	150
VIC 1525 Graphic Printer	329
VIC 1530 Datasette Recorder	65
VIC 1541 Disk Drive	329
VIC Switch (connect 8 64's or Vics to printer,dd)	149
PET-IEEE cable	33
IEEE-IEEE cable (2m)	43
Parallel Interface (Epson, Okidata, IDS, NEC)	70
RS-232 Printer Interface (Okidata, Diablo, etc.)	60
Programmers Reference Guide	18
Verbatim Diskettes (10 per box)	26
Victree (Programmers Utility)	70
Numeric Keypad	65

VIC PRODUCTS & ACCESSORIES

8K RAM Memory Expansion Cartridge	$ 40
16K RAM	70
24K RAM	105
VIC 3 Slot Expander	27
VIC 6 Slot Expander	70
RS-232 Printer Interface	65
Cassette Interface	30
Gorf (64 also)	30
Omega Race	30
Arcade Joystick - Heavy duty w/2 firing buttons! Great for the VIC or 64	25
Gothmogs Lair	30
Road Toad	23

MONITORS - GREAT RESOLUTION (64 OR VIC)

Amdek Color Plus	$ 299
Amdek II or III	call
Panasonic CT160	279
Comrex 6500 - 13" Color	299
Transtar 20 (High Resolution Green Phosphor)	129
Video/Audio Cable	15

PRINTERS - LETTER QUALITY

CBM 6400, 40 cps	$1450
Diablo 620, 25 cps	949
ComRiter, 17 cps	819
Transtar 130, 16 cps (auto load, wp features!)	769
NEC 7700 series	2350
NEC 3500 series	1600

PRINTERS - DOT MATRIX

CBM 8023, 150 cps/graphics	$ 589
Epson FX Printer, 160 cps	549
Epson MX-80FT	459
Epson MX-80 w/Graftrax	349
CBM Graphics for Epson	65
Okidata 82A, 120 cps (serial and parallel)	429
NEC 8023A (parallel)	429
Okidata 92	559
Star Gemini, 10	329
Star Gemini, 15	499

COMMODORE BUSINESS SERIES

SuperPet (5 languages, 2 processors)	$1059
CBM 8032 Computer, 80 Column	625
CBM Memory Expansion, 64K	259
CBM 8050, 1 mg. Dual Drive	1259
CBM 8250, 2 mg. Dual Drive	1395
CBM D9060, 5 mg. Hard Disk	1995
CBM D9090, 7.5 mg. Hard Disk	2250
CBM 2031, 170K Single Drive (New)	395
DC Hayes Smart Modem	220

BUSINESS SOFTWARE

WordPro 4+ or 5+	$ 309
InfoPro	219
Administrator	489
VisiCalc (expanded)	199
BPI A/R, G/L, Job Cost, Inventory, Payroll	ea.325

MasterCard, Visa, Money Order, Bank Check

COD (add $5) accepted.
Add 3% surcharge for credit cards.
In stock items shipped within 48 hours.
F.O.B, Dallas, Texas
All products shipped with manufacturer's warranty.

Prices are subject to change without notice.

TO ORDER
CALL TOLL FREE
800-527-4893
800-442-1048
(Within Texas)

Business Hours
Mon.- Fri. 8 to 6, Sat. 10-2

Write for free catalog.

GAME OF THE MONTH

Adventu-Writer (make your own adventure games) Join the Adventu-Writer Club ..... $ 49

PRODUCT OF THE MONTH

INTERPOD (intelligent IEEE RS232, serial interface for VIC or C64) ..... $ 179

SJB DISTRIBUTORS INC.
10520 Plano Road, Suite 206
Dallas, Texas 75238
(214) 343-1328

```
40 F=-(PEEK(251)=0)
50 RETURN
99 REM DATA COLLECTION{7 SPACES}LOOP
100 FORJ=0TO1:POKE36878,PEEK(36878)AND15
    OR(16*(2+3*J)):REM SET AUX. COLOR
110 A=1:FORI=1TO4000
120 X=INT(RND(1)*(32*(2-J)))
130 Y=INT(RND(1)*(32*(2-J)))
140 E=1:GOSUB200
150 IFFTHENR(J,A)=R(J,A)+1:REM COUNT REP
    LOT
160 IFI/400=INT(I/400)THENA=A+1:R(J,A)=R
    (J,A-1):REM NEXT SAMPLE
170 NEXTI
180 FORT=1TO1000:NEXT
190 GOSUB1490:NEXTJ
195 REM DISPLAY DATA
200 CM=5364:CL=38045:CR=33152:L=0
209 REM TRANSFER CHAR DATA FROM ROM TO C
    HAR MATRIX
210 FORI=1TO10:POKECL+I,6:IFI=10THENL=-8
    0
220 FORJ=0TO7
230 A=PEEK(CR+J+8*I+L):POKECM+J,A
240 NEXTJ
250 POKECM-4,255:CM=CM+128
260 NEXTI
270 CM=CM-6:CL=CL+I
279 REM DRAW Y SCALING OF GRAPH
280 FORI=-110TO0STEP4:POKECM+I,240:FORJ=
    1TO3:POKECM+I+J,128:NEXT
285 POKECL+INT(I/16)*22,6:NEXT
289 REM SET RIGHT OF EACH CHARACTER TO P
    LOT IN SCREEN COLOR, SET AUX. COL TO
     RED
290 POKE830,8:POKE831,2:POKE36878,PEEK(3
    6878)AND15OR32
300 X1=1:Y1=55:E=1
309 REM DRAW BARS
310 FORI=1TO10:X1=X1+4
320 FORJ=0TO1:REM LOOP TO GRAPH BOTH SAM
    PLES
330 X=X1+J:A=INT(R(J,I)/50):IFA>54THENA=
    55
340 IFA=0THEN380
350 FORY=Y1-A+1TOY1
360 GOSUB200
370 NEXTY
380 NEXTJ,I
390 GOTO390
999 END
1399 REM POKE VICPLOT INTO CASS. BUFFER
1400 FORX=828 TO910
1410 READA:POKEX,A
1420 NEXT
1429 REM PUT CHARACTERS ON SCREEN
1430 PRINT"{CLR}":FORX=0TO15
1440 FORY=0TO7
1450 POKE4099+X+22*Y,8*X+Y:REM7683 FOR 3
    K
1460 POKE37891+X+22*Y,13:REM 38403 FOR 3
    K
1470 NEXTY,X
1479 REM SET CHAR POINTER TO RAM AND SET
      DBL HEIGHT CHARACTERS
1480 POKE36869,205:POKE36867,PEEK(36867)
    AND128OR25:REM 253 FOR 3K
1489 REM CLEAR CHARACTER MATRIX
1490 FORI=5120TO7168:POKEI,0:NEXT:RETURN
1495 REM DATA FOR COLOR TABLE OF VICPLOT
1500 DATA192,48,12,3
1505 REM * * * * *
1509 REM DATA FOR VICPLOT
1510 DATA169,0,133,1,165,251,74,74,74,13
    3,254
1520 DATA144,4,169,128,133,1,165,254,24,
    105,20
1530 DATA133,2,165,252,10,168,165,251,41
    ,3
1540 DATA170,169,0,133,251,197,253,240,1
    7,189,60,3
1550 DATA17,1,209,1,240,4,133,251,145,1,
    200,145,1,96
1560 DATA189,60,3,133,254,17,1,209,1,240
    ,2,133,251,229,254,145,1,200,145,1,
    96
1600 TO USE VICPLOT IN YOUR OWN PROGRAMS
1610 COPY LINES 1400-1560.
1620 GOSUB1400 TO POKE VICPLOT AND DRAW
    MATRIX.
1630 GOSUB1490 TO CLEAR MATRIX.
1640 USE THE SUBROUTINE AT LINE 20 TO
1650 CALL VICPLOT
1660 NOTE: YOU MAY WANT TO PREVENT POINT
    S OVER 63 FROM BEING PLOTTED.
```


VIC 20™ and CBM 64™ EXPANDER BOARDS

FOR VIC 20 — REDUCED



FOR CBM 64 — IMPROVED



6-SLOT Toggles, fuse and reset **P/N V-36** $69.95
6-SLOT with 3-ft. ribbon cable **P/N V-46** $89.95

3-SLOT Slide switches and fuse **P/N V-23** $49.95

4-SLOT Toggles, fuse and reset **P/N V-24** $59.95

4-SLOT Buffered for universal compatibility. Toggles, fuse and reset. $69.95

NEW VIC 20™ MEMORY

A multipurpose board with sockets for three 8K blocks of static RAM or EPROM

Expands VIC 20 memory to 29K when equipped with 24K RAM

System reset button

Control switches for 8K memory blocks

6116 RAM or 2716 EPROM

90-day warranty



Gold connector

Sockets for all ICs

Sold with 8, 16 or 24K RAM

P/N VME-1 with 8K RAM $79.95 with 16K RAM $99.95 with 24K RAM $119.95

shown without cover

MONITOR/AUDIO CABLE

Connects VIC 20 or CBM 64 to audio amplifier and TV monitor

Color 64 or VIC **P/N MC-2** $12.95
B & W 64 only **P/N MC-3** $12.95

See your dealer or place your order directly

VISA - M/C - CHECK - COD

PRECISION TECHNOLOGY, INC.
COMPUTER PRODUCTS DIVISION
P.O. BOX 15454
SALT LAKE CITY, UTAH 84115
(801) 487-6266

TM-Trademark of Commodore Electronics Limited

COMPUTE!
The Resource.

PUT SOME MUSCLE IN YOUR

VIC 20

16K RAM EXPANSION 59.90

8K RAM EXPANSION 39.90

24K COMBO 89.90

- DIRECT FROM MANUFACTURER
- HIGH QUALITY
- LOW POWER
- 6 MONTH WARRANTY

CENTURY© MICRO

7881 La Riviera Drive, Suite 131
Sacramento, CA 95826
(916) 920-3656
C.O.D. Orders Welcome
Add $2 for shipping & handling.
California residents add 6% sales tax.
Checks/Money Orders OK.
(Allow 3 weeks for checks.)
Write for free VIC & 64 catalog.
DEALER INQUIRIES WELCOME

WHY SPEND MORE?

SUPERBYTE BUSINESS PACK

ON DISK FOR THE

Commodore 64*

OR

Vic 20 (8K)*

INCLUDED ARE...

***THE ACCOUNTANT**
General Ledger, Income Statement & Balance Sht.

***ACCOUNTS RECEIVABLE/ PAYABLE**
Journal for current & paid accounts

***THE EDITOR**
Full feature word processor

***SPREAD SHEET CALC.**
Complete spread sheet/calculating program

***BUSINESS INVENTORY**
Inventory control system

***CHECKBOOK MATE**
Checkbook maintenance & writer

***THE MAILMAN**
Address file with sorting

***PLUS 6 UTILITY PROGRAMS**
Profit Margin/Bus. Calendar & Data Base
Part Model/Linear Regression/Depreciator
Amortization

FULL PRINTER CAPABILITIES
COMPLETE REFERENCE MANUAL

ONLY $100.00

By Check, Charge or COD ($ Shipping)

SUPERBYTE SOFTWARE
Master Card — 2 CHIPLEY RUN — Visa
WEST BERLIN, NJ 08091
(609) 346-3063

*Trademarks of Commodore Business Machines

CARD "?" CARD/PRINT
$76.00

Universal Centronics Parallel Printer Interface for the VIC-20® or CBM-64. Use any parallel printer with your VIC-20® or CBM-64.

CARDBOARD 3
$35.95

Economy expansion interface for the VIC-20®

CARDBOARD 6
$87.50

An expansion interface for the VIC-20®. Allows expansion to 40 K or accepts up to six games. May be daisy chained for more versatility.

CARDETTE
$30.95

Use any standard cassette player/recorder with your VIC-20® or CBM-64

LIGHT PEN
$29.95

A light pen with programs to use with your VIC-20® or CBM-64

COMPU SENSE

TO ORDER:
P.O. BOX 768
WICHITA, KS 67201
(316) 263-1095

VISA · AMERICAN EXPRESS · MasterCard

Handling charges $3.00
C.O.D. (Add $2.00)
Personal checks allow 3 week delivery
VIC-20® is a registered trademark of Commodore
Prices subject to change

VIC-20 and Commodore 64

ADVENTURES

BANSHEE CASTLE
An unbelieveable adventure that will try your patience. But intelligence, persistance and stamina pays off. An action-packed game that keeps you on edge.
VIC 16K Reqd. $19.95
C-64

MAGGIE
(Artificial Intelligence)
Have a relationship with your computer thats hard to believe. Discuss it with "Maggie"
VIC-16K Reqd. $19.95
C-64

WHO-DUN-IT?
Mystery-lover's delight.
How's your analytical mind?
If you have any logic...this is the game for you.
VIC 16K Reqd. $19.95
C-64

SCRAMBLERS?
We have it. The ultimate challenge in word scramble. 3 games on one tape.
Test your skill & knowledge.
No exp. req. VIC C-64 $19.95

ORDER ALL 4 FOR 70.95
CHECK OR MONEY ORDER
ADD $1.50 FOR P & H

RAMIAK
PERSONAL COMPUTING DIVISION
CUSTOM SOFTWARE

3133 South Nucla Street
Aurora, Colroado 80013
303 / 690-3088

DEALER INQUIRIES INVITED.

Experience the Magazine Of the Future

2Ø Load™

VIC 20™ USERS

Each month you will receive 5 or more programs ready to load and run on cassette tape. Each month the cassette contains a variety of programs from adventure, games, utility, and educational programs. Plus informative articles and editorials on the 2Ø Load Newsletter. Subscription rates for all this and more are: 12 Months (1 year) — $50.00, 6 Months — $30.00, Single issues $6.00. Send to 2Ø Load, P.O. Box 1687, Junction City KS. 66441 Ph. 913-762-4730.

(VIC-20 is a trademark of Commodore Business Machines, Inc.)

MTS©

The Intelligent Choice In Personal Software.

•C-64/VIC-20

MTS offers you:
Professional Solutions
Quality Software
Affordable Prices
And . . . Service

BCALC Electronic Spreadsheet
YOUR FILING SYSTEM
Sequential Database
THE SMART 64 TERMINAL
Flexible Emulator
YOU CAN DO MATH!
Sophisticated Tutorial
BASIC AID
Programmer Tools

*Reg. T.M. of Commodore Inc.

Dealer availability inquiries (203) 389-8383

MICROTECHNIC SOLUTIONS INC.™
P.O. BOX 2940, New Haven, Ct. 06515

VIC-20 / CBM 64

***The Accountant** (G/L, B/S, P&L)	$29.95
***Accounts Receivable/Payable**	$21.95
***Tapeworm** (Keep track of your records and tapes)	$12.95
Sigma Stat (A sophisticated stat prog. for VIC + 8k)	$19.95
***Dust Cover Set** (Keyboard and 1530 datassette)	$11.95

*Available for VIC & CBM 64

EMBASSY COMPUTER PRODUCTS

P.O. Box 88, Little Neck, N.Y. 11363

Check or money order. No COD's. N.Y. Residents add 8.25% sales tax. Add. $1.50 for postage and handling.

DEALER INQUIRIES INVITED — PROGRAMMERS WANTED

VIC Trademark of Commodore

VIC
Display Messages

Rick Keim

"Display Messages" is a program which will do just that on the VIC color screen. The message appears on the right, one character at a time, moves leftward across the screen, and then vanishes. The program can be used to display business hours, holiday greetings, information, directions, and so forth. Passersby can't resist reading the messages.

Program 1 can be incorporated easily as a subroutine in games and other programs where an eye-catcher is needed. It is a demonstration and you can quickly substitute a message of your own by changing the DATA statements at the end of the program. Be sure to type the program exactly as shown. After you have the program running, try changing the number of cursors-left in line 50 and see what happens. Try changing the TAB(20) to another number. This should give you some idea of how the program moves your message.

The key is line 50, with the proper number of tabs and cursors-left. Most important is the CHR$(20), which actually causes the movement by removing a space at column 2, line 11. That makes everything move one space to the left.

Note: The VIC will not print some punctuation marks – including commas and colons – from the DATA statements unless they are enclosed in quotation marks. Program 1 is useful for short, reusable messages. These can be stored easily on tape.

However, long messages require very long DATA statements which are time-consuming and awkward. Program 2 allows direct typing of your message without the use of DATA statements. The program also offers a choice of screen and letter colors and provides two areas for stationary messages to appear. The mid-screen area is used for the moving display, while the upper- and lower-screen portions may be used for up to five lines of stationary messages or graphics. The format is as follows:

1. Choose screen and border colors
2. Top screen message (yes or no)
   a. letter color
   b. five lines of messages
3. Bottom screen message (yes or no)
   a. letter color
   b. five lines of messages
4. Moving display letter color
   a. reverse or normal letters
   b. number of characters needed
5. Write display message
6. Run

The length of any message is determined and limited only by the amount of memory available. You select the approximate number of characters needed and perform a DIM statement on A$. It will hold the characters entered for your display message.

RETURN Key Options

The RETURN is used to speed input. Using RETURN for any input requested in the program will give preset values; for colors RETURN selects blue; for screen and border, RETURN gives cyan with white screen; and for yes or no questions, RETURN gives a no answer. Once the message is running it is in an endless loop. To stop the program, hit the RUN/STOP key and the RESTORE key at the same time.

The program as shown does not have the capability to save and store a message on tape for later use. That takes more memory and, therefore, limits the length of messages you can write. If you have an expanded VIC-20, however, you need not worry about memory space. Additions and changes for the Display Messages program are included to change it into a display and save program (see Program 3). Program 3 can be used on an unexpanded VIC-20 if you are careful to use 25 or fewer characters in your moving display message. If you use more than 25 characters, there is not enough memory to complete the save portion of the program. You will get an "out of memory" error and will have lost your message.

Ideas For Other Programs

Several programming ideas here might prove useful in other programs. One is the use of the letter color subroutine. If you look at lines 400 to 510, you will notice that the routine uses DATA statements to select the correct CHR$ number. The number of the color input in line 420 tells line 440 how many of the DATA statements to read in line 510. The CHR$ number read from the DATA statement then sets the color for CHR$(X(G)) which is used in the program to PRINT the color selected.

By adding and changing the lines from Program 3, you will have a program which can save a display on a file tape. This file tape can be used later with Program 4 to play back your message.

You can also have upper- and lowercase letters in your display messages by pressing the SHIFT and COMMODORE keys at the same time. Do this at the beginning of the program. You can save the program on a file tape, recover it using the load display, then press the SHIFT and COMMODORE keys to restore proper case.

Program 4 recovers the data from a file tape containing the message. Lines 30-130 use this data to display the message. You may notice that in line 224 the value of I has been doubled. This is necessary because as the data is saved on the file tape with a GET# statement, a CHR$(13), a RETURN, is entered after each data bit. Without doubling (I) you are returned only half of your message, and it contains a space between each character. Line 80 then takes the doubled (I) and by using a STEP 2 eliminates all of the spaces caused by the GET# statement. The result is a display message exactly like the one saved by the display and save program.

If you put Program 4 as the first program on a file tape, then save your messages after it, you'll have easy access to your library of messages. Just one tape is needed since the load and file are together.

If you would like the programs, but don't have time to type them in, send $3, a tape, and a stamped, self-addressed mailer to:

Rick Keim
306 Yorktown Dr.
Goshen, IN 46526

Program 1:
Routine For Short Reusable Display Messages

```
10 PRINT"{CLR}"
20 READ A$
30 IF A$="-1" THEN RESTORE:GOTO 20
40 PRINT"{HOME}{11 DOWN}"
50 PRINT TAB(20)"";A$:PRINT"{21 LEFT}";CH
   R$(20)
60 FOR T=1 TO 150:NEXT:GOTO 20
100 DATA T,H,I,S, ,I
110 DATA S, ,A, ,D,I
120 DATA S,P,L,A,Y
130 DATA ,M,E,S,S,A
140 DATA G,E, , , , ,-1
```

Program 2:
Program For Long Display Messages

```
0 PRINT"{CLR}{3 SPACES}{3 DOWN}{RVS}
  {RED}DISPLAY MESSAGES{OFF}{BLU}"
4 PRINT"{4 DOWN}(SEE VIC SCREEN CODES
  {2 SPACES}APPENDIX E PAGE 134
  {4 SPACES}VIC-20 GUIDE BOOK)"
5 INPUT"{6 UP}SCREEN COLOR#(8-255)";C
6 IFC<8ORC>255THENC=27
8 GOSUB200:RESTORE
10 PRINT"{CLR}{DOWN}{RVS}{RED}DISPLAY ME
   SSAGE{OFF}{BLU}{7 SPACES}(MOVING)
   {DOWN}"
12 GOSUB400
14 PRINT"{2 DOWN}{2 SPACES}{RVS}{RED}REV
   ERSE{OFF}{BLU} OR NORMAL?{3 SPACES}1-
   {RVS}{RED}REVERSE{OFF}{BLU}{3 SPACES}
   0-NORMAL":INPUTR
15 IFR=1THENR=18
16 PRINT"{CLR}{DOWN}{2 SPACES}# OF LETTE
   RS NEEDED{3 SPACES}FOR MOVING MESSAGE
   {3 SPACES}(PUSH RETURN FOR 250)
17 INPUTML:IFML=0THENML=250
18 DIMA$(ML)
20 PRINT"{CLR}{DOWN}{5 SPACES}{RVS}{BLU}
   WRITE MESSAGE{OFF}":PRINT"{13 DOWN}
   {2 SPACES}{RVS}{RED}PUSH RETURN TO EN
   D{OFF}{BLU}"
22 PRINT"{DOWN}{3 SPACES}PUSH F1 TO STAR
   T{7 SPACES}MESSAGE OVER"
23 PRINT"{DOWN}{2 SPACES}USE {RVS}{RED}I
   NST/DEL{OFF}{BLU} TO{6 SPACES}BACKSPA
   CE ON ERRORS"
25 FORI=0TOML
30 GETA$:IFA$=""THEN30
35 IFA$=CHR$(13)THENFORI=ITOI+5:A$(I)=CH
   R$(32):NEXTI:PRINT"{CLR}":GOTO100
36 IFA$=CHR$(133)THEN20
37 IFA$=CHR$(20)THENI=I-1:GOTO52
45 PRINT"{HOME}{2 DOWN}":PRINTTAB(I)"";A
   $:A$(I)=A$
50 NEXTI:GOTO60
52 PRINT"{HOME}{2 DOWN}":PRINTTAB(I)"
   {LEFT}":GOTO30
```

```
60 PRINT"{CLR} SORRY-OUT OF MESSAGE
   {2 SPACES}SPACE, INCREASE # OF
   {2 SPACES}LETTERS NEEDED"
62 PRINT"{DOWN}{5 SPACES}PUSH {RVS}RETUR
   N{OFF}{BLU}":PRINT"{4 SPACES}TO START
    OVER"
64 GETA$:IFA$=""THEN64
66 POKE36879,27:RUN
100 PRINT"{CLR}":POKE36879,C
101 PRINT"{HOME}{2 DOWN}"
102 FORD=0TOT:PRINTTAB(L(D))""CHR$(X(1))
   ;TS$(D):NEXTD
103 PRINT"{HOME}{14 DOWN}"
104 FORD=0TOU:PRINTTAB(LL(D))""CHR$(X(2)
   );BS$(D):NEXTD
105 PRINT"{HOME}{10 DOWN}"
110 FORN=0TOI
120 PRINTTAB(20)"";CHR$(R);CHR$(X(3));A$
   (N);"{20 LEFT}";CHR$(20)
130 PRINT"{2 UP}"
135 FORT=1TO150:NEXT
140 IFN=ITHEN105
150 NEXTN
200 PRINT"{CLR}{DOWN}ANY NON-MOVING MESS
   AGE FOR TOP SCREEN":PRINTTAB(5)"1-
   {RVS}{RED}YES{OFF}{BLU}","0-NO":INPU
   TS
202 ONSGOSUB210:GOTO250
210 RESTORE:GOSUB400
211 PRINT"{CLR}{DOWN}WRITE UP TO 5 LINES
    AT22 CHARACTERS PER LINE"
212 PRINT"PUSH {RVS}{RED}RETURN{OFF}
   {BLU} TO END"
214 FORT=0TO4:INPUTTS$(T):IFTS$(T)=""THE
   NRETURN
216 L(T)=(22-LEN(TS$(T)))/2
218 PRINTTAB(L(T))"";TS$(T):NEXTT:RETURN
250 PRINT"{CLR}{DOWN}ANY NON-MOVING MESS
   AGE FOR BOTTOM SCREEN":PRINTTAB(5)"1
   -{RVS}{RED}YES{OFF}{BLU}","0-NO"
252 INPUTD
254 ONDGOSUB260:RETURN
260 RESTORE:GOSUB400
261 PRINT"{CLR}{DOWN}WRITE UP TO 5 LINES
    AT22 CHARACTERS PER LINE"
262 PRINT"PUSH {RVS}{RED}RETURN{OFF}
   {BLU} TO END"
264 FORU=0TO4:INPUTBS$(U):IFBS$(U)=""THE
   NRETURN
266 LL(U)=(22-LEN(BS$(U)))/2
268 PRINTTAB(LL(U))"";BS$(U):NEXTU:RETUR
   N
400 PRINT"LETTER COLOR? (CHOOSE COLOR #)
   ":G=G+1
410 FORA=0TO7:READA$:PRINTTAB(5)"";A$:NE
   XTA
420 INPUTLC(G)
430 IFLC(G)<1ORLC(G)>8THENX(G)=31:GOTO14
440 FORB=1TOLC(G):READW:NEXTB:X(G)=W
450 RETURN
500 DATA1-BLACK,2-WHITE,3-RED,4-CYAN,5-P
   URPLE,6-GREEN,7-BLUE,8-YELLOW
510 DATA144,5,28,159,156,30,31,158
```

Program 3: Save And Display Messages

```
16 PRINT"{CLR}{DOWN}{2 SPACES}# OF LETTE
   RS NEEDED{3 SPACES}FOR MOVING MESSAGE
   {3 SPACES}(PUSH RETURN FOR 100)
17 INPUTML:IFML=0THENML=100
35 IFA$=CHR$(13)THENFORI=1TOI+5:A$(I)=CH
   R$(32):NEXTI:PRINT"{CLR}":GOTO700
90 PRINT"{CLR}{4 DOWN}{4 SPACES}PUSH ANY
    KEY TO{2 SPACES}{DOWN}{2 SPACES}STOP
    DISPLAY MESSAGE {DOWN}{4 SPACES}AND
   RETURN TO"
92 PRINT"{DOWN}{4 SPACES}{RVS}{RED}SELEC
   T OPTION{OFF}{BLU}"
95 FORQ=0TO2000:NEXT
135 FORTT=0TO25:GETC$:IFC$=""THEN138
136 POKE36879,27:PRINT"{CLR}":GOTO700
138 NEXTTT
600 POKE36879,27:PRINT"{CLR}{2 DOWN}
    {RVS}{RED}SAVE FILE#{OFF}{BLU}":INPU
    TF
610 OPENF,1,1
620 B(0)=I:B(1)=T:B(2)=U:B(3)=C:B(4)=R
622 FORA=0TO4:PRINT#F,B(A):NEXT
625 FORG1=1TO3:PRINT#F,X(G1):NEXT
630 FORT1=0TOT:PRINT#F,TS$(T1):NEXT
640 FORT2=0TOU:PRINT#F,BS$(T2):NEXT
650 FORII=0TOI:PRINT#F,A$(II):NEXT
660 CLOSEF
700 PRINT"{2 DOWN}{RVS}{RED}SELECT OPTIO
    N{OFF}{BLU}{DOWN}":PRINT"{4 SPACES}
    {RVS}1{OFF}-NEW MESSAGE":PRINT"
    {4 SPACES}{RVS}2{OFF}-SAVE MESSAGE"
710 PRINT"{4 SPACES}{RVS}3{OFF}-RUN MESS
    AGE"
720 INPUT"{RVS}SELECTION{OFF}";SO
730 IFSO<2THEN66
740 IFSO=2THEN600
750 IFSO>2THEN90
```

Program 4: Message Playback

```
10 PRINT"{CLR}":
20 GOSUB200
30 PRINT"{CLR}":POKE36879,C
40 FORD=0TOT:L(D)=(22-LEN(TS$(D)))/2:PRI
   NTTAB(L(D))""CHR$(X(1));TS$(D):NEXT
50 PRINT"{HOME}{15 DOWN}"
60 FORD=0TOU:LL(D)=(22-LEN(BS$(D)))/2:PR
   INTTAB(LL(D))"";CHR$(X(2));BS$(D):NEX
   T
70 PRINT"{HOME}{10 DOWN}"
80 FORN=0TOISTEP2
90 PRINTTAB(20)"";CHR$(R);CHR$(X(3));A$(
   N);"{20 LEFT}";CHR$(20)
100 PRINT"{2 UP}"
110 FORT=1TO150:NEXTT
120 IFN=ITHEN70
130 NEXTN
200 PRINT"{CLR}{2 DOWN}{RVS}{RED}LOAD FI
    LE#{OFF}{BLU}":INPUTF:INPUT"FILE NAM
    E";F$
210 OPENF,1,0,F$
222 FORA=0TO4:INPUT#F,B(A):NEXT
224 I=B(0)*2:T=B(1):U=B(2):C=B(3):R=B(4)
230 DIMA$(I)
240 FORG1=1TO3:INPUT#F,X(G1):NEXT
250 FORT1=1TOT:INPUT#F,TS$(T1):NEXT
260 FORT2=1TOU:INPUT#F,BS$(T2):NEXT
270 FORII=1TOI:GET#F,A$(II):NEXT
280 RETURN
```

©

Floating Point Division

Matt Ganis

The screen given below will create four new words (three "helper" words and one main word). Here is a description of all four words:

1TO3 – This word will duplicate the value on top of the stack into the third position of the stack (note: the current third value becomes the fourth value; the current fourth value becomes the fifth value, etc.).

For example, if the stack looks like this:

[1 2 3]
top bottom

A call to 1TO3 will leave the stack as follows:

[1 2 1 3]
top bottom

QUOT – This word will compute and output the quotient of A/B. Also, the decimal point is output in this word (the 46 EMIT. is a decimal value of 46).

REMAIN – This word will output the next digit in the remainder. It should be understood that on each call only *one* digit is returned. Also, the 48 + converts the digit to ASCII code so that it can be printed instead of being popped off the stack with the . word.

FPDIV – This is the word that will be used when you want to divide two numbers (for example, 5 3 FPDIV will divide 5/3). In this example, FPDIV will return ten digits of the remainder (because of the 10/0 DO LOOP). If, for some reason, you want 100 digits in the remainder, simply change the 10 to a 100.

The value returned can't be used in a program. It is useful in that you may divide two numbers and obtain any precision that you desire.

Screen for the floating point division word.
For fig-FORTH or compatible FORTHs

```
SCR # 76
  0
  1 : 1TO3 DUP ROT SWAP ;
  2
  3 : QUOT 1TO3 /MOD . 10 * SWAP
  4   1TO3 46 EMIT ;
  5
  6 : REMAIN /MOD 48 + EMIT
  7   10 * SWAP 1TO3 ;
  8
  9 ( **MAIN WORD IS 'FPDIV' *** )
 10
 11 : FPDIV DECIMAL QUOT 10 0 DO
 12   REMAIN LOOP DROP DROP DROP ;
 13
 14 ;S
 15
```

Make these changes if your /MOD works 'backwards':

```
: QUOT 1TO3 /MOD SWAP . 10 * SWAP
: REMAIN /MOD SWAP 48 + EMIT
```

©

COMSTAR AIR* SHIPPING WITHIN 2 DAYS

VIC-20

16K RAM	$69
CARDBOARD (3 SLOT EXP)	33
HESCARD (5 SLOT EXP)	45
VIDEOPAK (40/80 COLUMNS)	89
VIC RABBIT (EASTERN HOUSE)	35
HES MODEM (WITH SOFTWARE) (VIC OR 64)	69
HES MON ASSEMBLER (C) (VIC OR 64)	29
DUST COVER (VIC, 64, 800, 400, 810, or 410)	7
QUICK BROWN FOX (C) (VIC OR 64)	54
SWORD OF FARGOAL (T) 21K	23

C-64

WORDPRO 3 + (D)	69
VIDEOPAK 80 (80 COLUMN)	169
Z-80 VIDEOPAK (WITH CPM)	259
6502 PROF. DEV. SYSTEM (T)	23
VISICALC (D)	189
PET EMULATOR	26
ELEMENTARY 64 (BOOK)	14
TOTL LABEL (T) (VIC OR 64)	20
JUMP MAN (D)	29
KINDERCOMP (D)	23
FORT APOCALYPSE (D,T)	26
ZORK I (D)	29
FROGGER (D)	26
ANNIHILATOR (T)	18
TEMPLE OF APSHAI (D)	29

ATARI

64K RAM (FOR 400)	125
48K RAM (FOR 400)	105
MONKEY WRENCH II	52
B KEY 400 (KEYBOARD)	45
ALIEN GROUP VOICE BOX (D) 40K	119
TECHNICAL NOTES	25
NEWPORT PROSTICK	23
MICROBITS MODEM	159
PRINTER INTERFACE	83
DE RE ATARI (BOOK)	18
VAL FORTH (D) 24K	45
ATARI WRITER (C)	79
MINER 2049ER (C)	33
STARBOWL FOOTBALL (D,T) 24K	23
PHARAOH'S CURSE (D,T) 32K	24

C = CARTRIDGE D = DISK T = CASSETTE * MOST ITEMS

COMSTAR
P.O. BOX 1730 GOLETA, CA 93116
(805) 964-4660

ORDERS ONLY: 800-558-8803
or send check or money order. VISA, MC add 3%. Shipping—$2 for software (call for hardware). Calif add 6% tax. COD add $2.50.

Products for Commodore, Atari, Apple, and others!

NEW THE MONKEY WRENCH II
A PROGRAMMERS AID FOR ATARI 800
NEW AND IMPROVED — 18 COMMANDS
PLUGS INTO RIGHT CARTRIDGE SLOT



$59.95

If you are a person who likes to monkey around with the ATARI 800, then THE MONKEY WRENCH II is for you!! Make your programming tasks easier, less time-consuming and more fun. Why spend extra hours working on a BASIC program when the MONKEY WRENCH can do it for you in seconds. It can also make backup copies of boot type cassette programs. Plugs into the right slot and works with ATARI BASIC cartridge.

The MONKEY WRENCH provides 18 direct mode commands. They are: AUTO LINE NUMBERING — Provides new line numbers when entering BASIC program lines. RENUMBER — Renumbers BASIC's line numbers including internal references. DELETE LINE NUMBERS — Removes a range BASIC line numbers.

VARIABLES — Display all BASIC variables and their current value. Scrolling — Use the START & SELECT keys to display BASIC lines automatically. Scroll up or down BASIC program. FIND STRING — Find every occurrence of a string. XCHANGE STRING — Find every occurrence of a string and replace it with another string. MOVE LINES — Move lines from one part of program to another part of program. COPY LINES — Copy lines from one part of program to another part of program. FORMATTED LIST — Print BASIC program in special line format and automatic page numbering. DISK DIRECTORY — Display Disk Directory. CHANGE MARGINS — Provides the capability to easily change the screen margins. MEMORY TEST — Provides the capability to test RAM memory. CURSOR EXCHANGE — Allows usage of the cursor keys without holding down the CTRL key. UPPER CASE LOCK — Keeps the computer in the upper case character set. HEX CONVERSION — Converts a hexadecimal number to a decimal number. DECIMAL CONVERSION — Converts a decimal number to a hexadecimal number. MONITOR — Enter the machine language monitor.

In addition to the BASIC commands, the Monkey Wrench also contains a machine language monitor with 16 commands used to interact with the powerful features of the 6502 microprocessor.

NEW VIC RABBIT CARTRIDGE AND CBM 64 RABBIT CARTRIDGE



NEW FEATURE!
DATA FILES!
"High Speed Cassette Load and Save!"
$39.95
(includes cartridge and manual)



for VIC

Don't waste your Life away waiting to LOAD and SAVE programs on Cassette Deck.

Load or Save 8K in approximately 30 seconds! Try it—your Un-Rabbitized VIC or 64 takes almost 3 minutes. It's not only fast but VERY RELIABLE.

Almost as fast as 1541 Disk Drive! Don't be foolish — Why buy the disk when you can get the Rabbit for much, much less!

Allows one to APPEND Basic Programs!
Easy to install — just plugs in.
Expansion Connector on rear of the VIC Rabbit.
Works with or without Expansion Memory.
Works with VIC or 64 Cassette Deck.
12 Commands provide other neat features.
Fast Data Files - two data file modes.
Also Available for 2001, 4001, and 8032.

Now for the "64" STCP — 300/1200 Baud
Standard Terminal Communications Package

```
*PFO* IOD OOA CP<D1>D2 BELL - 12:30:00 10/14/36
```

Don't settle for non-standard Communications Protocol! Access Micro Net, Source, Bulletin Boards, Local Mainframe, etc.



- Complete Package — Includes RS232 Interface Board and software (does not include modem)
- Communicates in Industry Standard ASCII
- Upload/Download to/from Disk
- Automatic File Translation
- Can be controlled from keyboard or user supplied basic or machine language program

Specify 3.0 or 4.0 ROMS or 8032 Commodore Computer 4040 or 8050 or PEDISK II Disk or CBM64 on 1541.

Price: $129.95

ATARI AND PET EPROM PROGRAMMER

Programs 2716 and 2532 EPROMs. Includes hardware and software. PET = $75.00 – ATARI (includes sophisticated machine language monitor) = $119.95



PET BASIC SCROLL PROGRAM

Scroll thru Basic Programs using cursor up/down keys. Specify computer. $6.00 on cassette, $9.00 on diskette.

65C02 MAE

Same as our MAE but enhanced for the new 65C02 Opcodes. Turns your computer into a development system for the new ROCKWELL 65C02 Microprocessor. $200.00 — Specify Computer.

6800 CROSS ASSEMBLER

A Cross Assembler based on the MAE that runs on the PET, Apple, or Atari but assembles opcodes for the Motorola 6800 microprocessor. Turns your computer into a development system for the Motorola 6800 Microprocessor. $200.00 — Specify Computer.

ATARI and VIC Cartridges

EHS can supply large quantities of ATARI and VIC Cartridges for software developers. If you need cartridges, call for pricing.

More than just an Assembler/Editor! Now for the "64"

MAE
for PET APPLE ATARI
~~$169.95~~
New Price $99.95

It's a Professionally Designed Software Development System

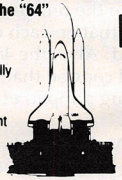

Blast off with the software used on the space shuttle project!

- Designed to improve Programmer Productivity.
- Similar syntax and commands — No need to relearn peculiar syntaxes and commands when you go from PET to APPLE to ATARI.
- Coresident Assembler/Editor — No need to load the Editor then the Assembler then the Editor, etc.
- Also includes Word Processor, Relocating Loader, and much more.
- Options: EPROM Programmer, unimplemented opcode circuitry.
- STILL NOT CONVINCED: Send for free spec sheet!



TRAP 65

TRAP 65 is a hardware device that plugs into your 6502's socket. Prevents execution of unimplemented opcodes and provides capability to extend the machines' instruction set.
For PET/APPLE/SYM
Reduced from $149.95 to $69.95

5¼ INCH SOFT SECTORED DISKETTES



Highest quality. We use them on our PETs, APPLEs, ATARIs, and other computers. $22.50/10 or $44.50/20

Prowriter Printer - Excellent dot matrix print parallel =call
Serial = Call IEEE = Call

DC Hayes Smart Modem = $235.00
DC Hayes Micro Modem II = $289.00

Rana Disk Drive - 375
4 Drive Controller - 114

EPROMS 2716 = $4.50 2532 = $7.50
Over 40 Commodore Programs by Baker (on 4040) = $25.00

Eastern House

3239 Linda Dr.
Winston-Salem, N.C. 27106
(919) 924-2889 (919) 748-8446
Send for free catalog!

VISA
MasterCard

NEWS & PRODUCTS

Atari Disassembler

Ultra Disassembler, a labelling disassembler for Atari computers, is available from Adventure International.

The program recreates the source code from which a machine language program was assembled. It can disassemble DOS files or code from a list of specified disk sectors.

Output may be written to the screen, printer, or disk file. The disassembly is reversible and may be edited and reassembled with any popular Atari assembler.

Ultra Disassembler sells for $49.95.

Adventure International
Box 3435
Longwood, FL 32750

Vocabulary Builder

Power-of-Words, a word learning game designed by Peter Funk, author of the "It Pays to Increase Your Word Power" column in *Reader's Digest*, is available for Apple computers.

Each volume includes 200 target words and their associated synonyms, antonyms, prefixes, and suffixes. The game features immediate scoring, and after an answer is scored, the program provides additional information about the words used in the quiz.

Power-of-Words, which sells for $79.95, includes two diskettes of five games each, worksheets, and a final quiz covering the words in all the games.

Funk Vocab-Ware
Peter Funk, Inc.
4825 Province Line Road
Princeton, NJ 08540

Memory Expansion And Printer Interface For TI-99/4A

Doryt Systems has introduced a 32K memory expansion unit and a parallel printer interface for the TI-99/4A, both of which can be used without the expansion box.

Paraprint 18A is a parallel 8-bit communication interface that connects directly to the computer and works without the RS-232 interface card. The interface sells for $105.

Memory 32K adds RAM to the TI-99/4A, allowing the use of the Editor Assembler, TI Logo,



Doryt Systems Memory 32K and Paraprint 18A plug directly into the TI-99/4A and eliminate the need for an expansion box.

and other modules that require memory expansion. Like Paraprint 18A, it plugs directly into the computer and provides a daisy-chain connection for other TI peripherals. Memory 32K is priced at $175.

Doryt Systems, Inc.
14 Glen Street
Glen Cove, NY 11542
(516)676-7950

Game Design Tutor

Coco 2 is a teaching game that explores the fundamentals of computer game design with an approach that assumes no prior computer knowledge. The program follows a fully developed sample game and then helps the user alter the game's concept or



Coco 2 *teaches video game design skills.*

write a totally new game.

Coco 2 is available for the 16K VIC for $39.95. Versions also are available for the Commodore 64, the 32K Atari 400, and the Atari 800 for $44.95.

Human Engineered Software
71 Park Lane
Brisbane, CA 94005



The Computer Control Center is a molded polystyrene work station for the Timex/Sinclair computers.

Timex/Sinclair Control Center

A desk-type work station for the Timex/Sinclair 1000 and Sinclair ZX-81 computers is being marketed by Timeworks.

The Computer Control Center includes an on/off switch to eliminate the constant plugging and unplugging of the system. It also includes space for RAM packs, openings for cassette and printer cables, and a cassette tape storage pocket.

The top of the unit, which is priced at $29.95, can accommodate a 13-inch television or monitor.

Timeworks, Inc.
405 Lake Cook Road, Building A
Deerfield, IL 60016
(312) 291-9200

CASSETTES ! ! !

FOR YOUR COMPUTER

- Computer Grade
- 100% Error Free
- Fully Guaranteed
- Wide Dynamic Range
- 5 Screw Housing
- Carefully Packed

All Prices Include Shipping
** Phone Orders Add $1.50 C.O.D. Fee **

COMPUTER TAPE PRICES

Length	12 LOT	24 LOT	100 LOT
C-5	.52/6.24	.38/9.12	.35/35.00
C-10	.55/6.60	.40/9.60	.35/35.00
C-20	.60/7.20	.45/10.80	.40/40.00

BASF DPS Tapes Add .05 Cents Per Tape
— Custom Lengths Available —
...Write For Volume Prices...

— Norelco Cassette Cases and Labels —
(with Cassette Orders Only)

12-249 Cases/ .20 Ea. 250- .13 Ea.
12 Labels for .20 120 for 1.70
1000 Pinfeed Labels 14.50

SEND MONEY ORDERS OR CHECKS TO:

CASS-A-TAPES
Box 8123-C
Kansas City, Mo. 64112
816-444-4651

Game, Utilities For Atari

Generic Software has produced a software package called *Your First Disk* for Atari computers.

The disk includes *Wordzzp*, an educational spelling and vocabulary game, as well as *Catalog*, an autorun disk directory program, and *Sound.Exp*, a program for sound statement experimentation. The diskette also includes files for alphabet learning and math problem creation.

The *Your First Disk* package sells for $18.95.

Generic Software
P.O. Box 27463
Golden Valley, MN 55427

3-Inch Disk Drive

A compact, 3-inch floppy disk drive is available from Panasonic. The drive is plug compatible with most 5¼-inch disk interfaces and uses the same recording method, data transfer rate, and disk rotation speed.

The EME-101 drive is roughly half the weight and one-fourth the size of conventional disk drives, but it offers the same storage capacity. A brushless direct-drive DC motor eliminates the need for belts, and a steel band positioning mechanism allows for a 3-millisecond track access time.

Panasonic
One Panasonic Way
Secaucus, NJ 07094



The EME-101 compact disk drive from Panasonic.

APPLE COUNTRY LTD.®

YOU'RE GONNA LOVE THESE ROCK BOTTOM PRICES!

ACTION	99.00	68.95
ADVANCED MUSIC SYSTEM	29.95	21.95
AE	34.95	24.49
ANTI-SUB PATROL	29.95	21.95
APPLE CIDER SPIDER	39.95	27.95
ARCADE MACHINE	59.95	41.49
ARMOR ASSAULT	39.95	27.95
ATARI BOOKKEEPER KIT	249.95	179.95
ATARI MACRO ASSEM/TEXT ED	89.95	64.49
ATARI MICROSOFT BASIC II	89.95	64.49
ATARI MUSIC COMPOSER-ROM	39.95	29.95
ATARI PILOT EDUCATION-ROM	129.95	94.95
ATARI PROGRAMMER KIT	59.95	45.95
ATARI SPEED READING	74.95	54.95
ATARI TECH USER NOTES	29.95	21.95
ATARI TOUCH TYPING	24.95	17.95
ATARI WRITER	79.95	56.95
BANDITS	34.95	24.95
BANK STREET WRITER	69.95	49.95
BASIC COMPILER	99.95	68.95
BATTLE FOR NORMANDY	39.95	27.95
BATTLE OF SHILOH	39.95	27.95
BILESTOAD	29.95	21.95
THE BLADE OF BLACKPOOL	39.95	27.95
BOOK OF ATARI SOFTWARE'83	19.95	14.95
BUG/65	34.95	24.49
C/65	80.00	54.95
CAPT'N COSMO	34.95	18.95
CASTLE WOLFENSTEIN	29.95	21.95
CENTIPEDE-ROM	44.95	31.95
CHOPLIFTER - ROM	44.95	31.95
COCO	49.95	34.49
COCO II	39.95	27.95
COLOR PRINT	39.99	27.95
COMMUNICATOR KIT	279.95	214.95
CONVERSATIONAL FRENCH	59.95	42.95
CONVERSATIONAL SPANISH	59.95	42.95
THE COSMIC BALANCE	39.95	27.95
CROSSFIRE-ROM	44.95	29.95
CYTRON MASTERS	39.95	27.95
DA PUZZ	44.95	31.95
DATA PERFECT	99.95	74.95
DATALINK	39.95	27.95
DAVID'S MIDNIGHT MAGIC	34.95	24.49
DEADLINE	49.95	34.49
DEFENDER	44.95	31.95
DE RE ATARI	19.95	14.49
DIG DUG	44.95	31.95
DISK MANAGER	29.95	21.95
DISK WORKSHOP	34.95	24.49
DISKETTE INVENTORY SYSTEM	24.95	17.49
DISKEY	49.95	34.49
DISKSCAN	40.00	28.00
DISEWIZ	29.95	21.95
DIVISION I	44.95	31.95
DNIEPER RIVER LINE	30.00	21.95
DODGE RACER	34.95	24.49
EASTERN FRONT (1941)	29.95	21.95
EDIT 6502-ROM	199.95	144.95
THE EDUCATOR KIT	164.95	109.95
FACEMAKER	34.95	24.49
FANTASTIC VOYAGE-ROM	34.95	26.49
FILE MANAGER +	99.95	68.95
FINANCIAL WIZARD	59.95	39.95
FLAME LORDS	34.95	24.95
FLASH GORDON-ROM	34.95	26.95
FLIP OUT	29.95	21.95
FIREBIRD-ROM	39.95	27.95
FONT APOCALYPSE	34.95	24.49
FROGGER	34.95	24.49
GALAXIAN	44.95	31.95
GHOST ENCOUNTERS	29.95	21.95
GHOST TOWN	24.95	17.95
GLOBE MASTER	29.99	21.95
GORF-ROM	44.95	28.49
GRAPHIC GENERATOR	24.95	17.49
GRAPHIC MASTER	39.95	27.95
THE HOME ACCOUNTANT	74.95	54.95
JOURNEY TO THE PLANETS	29.95	21.95
JUMPMAN	39.95	27.95
KIDS AND THE ATARI-BOOK	19.95	13.95
KINDERCOMP	29.95	21.95
K-RAZY SHOOTOUT-ROM	49.95	34.49
KING ARTHUR'S HEIR	29.95	21.95
LEGIONNAIRE	35.00	25.00
LETTER PERFECT (40/80)	149.95	109.95
LETTER PERFECT UTILITY	29.95	21.95
LUNAR LEEPER	29.95	21.95
MASTER MEMORY MAP	6.95	4.95
MASTER TYPE	39.95	27.95
METING ZONE	29.95	21.95
MATCH BOXES	29.95	21.95
MAURAUDER	34.95	24.49
MAX/65 (WITH OS/A+)	80.00	54.95
MICKEY IN GREAT OUTDOORS	49.95	35.95
MINER 2049'ER-ROM	49.95	34.49
MISSILE COMMAND-ROM	34.95	26.49
MONSTER SMASH	29.95	21.95
MORL	44.95	31.95
NAUTILUS	34.95	24.49
NECROMANCER	34.95	24.49
THE NIGHTMARE	29.95	21.95
OPERATION WHIRLWIND	34.95	24.49
OS-A+ & BASIC A+	80.00	54.95
PAINT	39.95	29.95
PINBALL	29.95	21.95
P.M.ANIMATOR	34.95	24.95
POKER-S.A.M.	24.95	17.95
PREPPIE II	34.95	24.49
PYRAMID PUZZLER	44.95	31.95
QIX	44.95	31.95
RASTER BLASTER	29.95	21.95
READING FLIGHT	44.95	31.95
ROUNDABOUT	29.95	21.95
SAMMY LIGHTFOOT	34.95	24.49
SAMMY THE SEA SERPENT	23.95	16.95
SEA DRAGON	34.95	24.49
SEA FOX	29.95	21.95
747 LANDING SIMULATOR	22.95	16.95
SHADOW WORLD	34.95	24.49
SHAMUS-ROM	44.95	31.95
SNEAKERS	29.95	21.95
SOFTWARE AUTO-MOUTH (SAM)	59.95	41.49
SPEED READ PLUS	59.95	41.49
SPEEDWAY BLAST	29.95	21.95
SPELLING BEE GAMES	39.95	27.95
SPELL WIZARD	79.95	54.95
STARCROSS	39.95	27.95
STAR MAZE	44.95	31.95
STAR RAIDERS-ROM	44.95	31.95
STAR WARRIOR	39.95	27.95
STORY MACHINE	34.95	24.49
SUPERMAN III	49.95	35.95
SURVIVOR	34.95	24.49
SWIFTY TACH MASTER	29.95	21.95
SYM ASSMBLER	49.95	34.49
TELECOM	69.95	49.95
TELETALK	49.95	36.95
TELETARI	39.95	27.95
TEMPLE OF APSHAI	39.95	27.95
TEXT WIZARD I	99.95	68.95
TIGERS IN THE SNOW	39.95	27.95
TIME WISE	29.95	21.95
TYPE ATTACK	39.95	27.95
TUTTI FRUTTI	24.95	17.95
VC	25.00	17.49
VISICALC	199.00	149.95
WARLOCK'S REVENGE	34.95	24.49
WAY OUT	39.95	27.95
WIZARD&PRINCESS HIRES ADV	32.95	24.95
WIZARD OF WOR - ROM	44.95	31.95
YOUR ATARI COMPUTER-BOOK	16.95	12.95
ZAXXON	39.95	27.95
ZORK I II OR III	39.95	27.95

AMDEK COLOR I PLUS MONITOR		319.00
APPLE EMULATOR	CBM64	79.50
CARDBOARD (6 CART + RESET)	VIC-20	70.00
THE CARD? (FOR PARALLEL PRTR)	CBM64&VIC-20	58.00
CARDETTE (CASSETTE INTFCE)	CBM64&VIC-20	22.00
CARDAPTER/1 ATARI 2600 INTFCE	VIC-20	50.00
CARDWRITER/1 LIGHT PEN W/CASS	CBM64&VIC-20	16.50
COMMODORE 64 HOME COMPUTER	CBM64	369.50
COMMODORE DOT MATRIX PLOTTER	CBM64&VIC-20	179.50
COMMODORE 1530 DATASETTE	CBM64&VIC-20	65.00
COMMODORE 1541 DISK DRIVE	CBM64&VIC-20	329.50
COMMODORE 1525 PRINTER	CBM64&VIC-20	329.50
COMMODORE 1600 MODEM	CBM64&VIC-20	159.50
COMMODORE COLOR MONITOR	CBM64&VIC-20	269.50
COMMODORE 1650 AUTODIAL MODEM	CBM64&VIC-20	169.50
MICRO EXPANSION CHASSIS	CBM64	35.75
VIDEO PAK 80 (80 COLUMN)	CBM64	129.00
VIDEO PAK 80 WITH CP/M	CBM64	219.00
ATARI 800 48K	$489-$100	REBATE=389.00
ATARI 1200 64K	$519-$100	REBATE=419.00
ATARI NUMERIC KEYPAD		94.95
ATARI PROGRAMMER KIT		49.95
410 RECORDER		72.95
810 DISK DRIVE		424.95
850 INTERFACE MODULE		169.95
C. ITOH PROWRITER I		394.95
C. ITOH PROWRITER II		649.95
C. ITOH STARWRITER		1325.00
CASSETTE 'N CARTRIDGE FILE		21.95
ELEPHANT SS/SD DISK		10/16.95
ELEPHANT SS/DD DISK		10/19.95
ELEPHANT DS/DD DISK		10/25.95
EPSON FX-80 W/TRACTOR		LOW!
EPSON MX-100 F/T		LOW!
FLIP'N-FILE		21.95
GEMINI-10 PRINTER		LOW!
GEMINI-15 PRINTER		LOW!
IN HOME 400 KEYBOARD		94.95
INTEC 32K RAM		69.95
INTEC 48K RAM		119.95
MOSAIC 64K RAM SELECT		149.95
HAYES SMARTMODEM 300 BD		194.95
HAYES SMARTMODEM 1200 BD		499.95
NEC 8023 PRINTER		459.95
NEC 12" HIRES GREEN SCRN		149.95
NEC 12" ECONO GREEN SCRN		79.95
NOVATION J-CAT MODEM		109.95
NOVATION SMART-CAT 103		179.95
NOVATION SMART-CAT 212		424.95
PERCOM SS/SD/1DR (88K)		419.95
PERCOM SS/DD/1DR (176K)		539.95
PERCOM SS/DD/2DRS (352K)		859.95
PERCOM DS/DD/1DR (352K)		649.95
PERCOM DS/DD/2DRS (704K)		939.95
SIGNALMAN MK II MODEM		79.95
USI 12" AMBER MONITOR		159.95
VERSAWRITER GRAPH TABLET		239.95
WICO JOYSTICK		21.95
WICO REDBALL JOYSTICK		24.95
WICO DELUXE JOYSTICK		29.95
WICO TRACKBALL		49.95
WICO 12 FT EXTENSION CORD		6.95

commodore

AGGRESSOR	CART/VIC20	27.50
ALIEN SOCCER	CASS/VIC20	10.25
ANDROMEDA CONQUEST	CASS/C64	12.50
APE ESCAPE	DISK/VIC20	27.50
BLADE OF BLACKPOOLE	DISK/C64	27.50
CAVE-IN	CART/VIC20	27.50
CHECKBOOK	CASS/VIC20	13.75
COMPUTER FOOTBALL STRATEGY	CASS/C64	11.00
COMPUTER STOCKS & BONDS	CASS/C64	13.75
CONCENTRATION	CASS/VIC20	11.00
CRITICAL MASS	DISK/C64	27.50
CROSSFIRE	CASS/VIC20	21.00
DEADLINE	DISK/C64	34.50
DEADLY DUCK	CART/VIC20	24.00
DEADLY SKIES	CART/VIC20	27.50
DEMON ATTACK	CART/VIC20	27.50
DRELBS	CASS&DISK/64	24.00
FACEMAKER	DISK/C64	24.00
FAST EDDY	CART/VIC20	27.50
FINAL ORBIT	CART/C64	24.00
FT. APOCALYPSE	CASS&DISK/64	24.00
FROGGER	DISK/C64	24.00
FRUIT FLY	CASS/VIC20	9.00
FUEL PIRATES	CASS/VIC20	11.00
GALACTIC BLITZ	CASS/VIC20	17.25
GALACTIC CROSSFIRE	CASS/VIC20	10.25
GOLD FEVER	CART/VIC20	27.50
GOLD MINE	DISK/VIC20	27.50
GRIDRUNNER	CART/64/VIC20	27.50
HANGMAN	8KCASS/VIC20	6.25
HARRIER	CASS/VIC20	24.00
HESMON MONITOR	CART/64&VIC20	27.50
HESWRITER W/P	CART/VIC20	27.50
HESWRITER 64	CART/C64	31.00
HEY DIDDLE DIDDLE	DISK/C64	21.00
IN SEARCH OF THE MOST		
AMAZING THING	DISK/C64	27.50
JUMP MAN	DISK/C64	27.50
KINDERCOMP	DISK/C64	21.00
MARTIAN RAIDER	DISK/VIC20	13.75
METEOR	8KCASS/VIC20	7.50
MONSTER MAZE	CART/VIC20	27.50
MULTISOUND SYNTH.	DISK/VIC20	13.75
NUMBERCHASER	16KCASS/VIC20	17.25
NUMBER CRUNCH	CART/VIC20	27.50
NUMBER GULPER	8K CASS/VIC20	17.25
PHAROH'S CURSE	CASS&DISK/64	24.00
PREDATOR	CART/VIC20	27.50
PROTECTOR	CART/VIC20	30.25
QUICK BROWN FOX W/P	CART/VIC20/64	44.75
RAID ON ISRAM	CASS/VIC20	13.75
REAGANOMICS	CART/VIC20	27.50
REPTON	DISK/C64	27.50
RESCUE AT RIGEL	16KCASS/VIC20	21.00
RETRO BALL	CART/C64	27.50
RICOCHET	8K CASS/VIC20	13.75
ROBOT PANIC	CART/VIC20	27.50
SCORPION	CART/VIC20	27.50
SHAMUS	CART/VIC20	27.50
SHAKE TRAP	DISK/VIC20	13.75
SIDEWINDER	8K CASS/VIC20	21.00
SIMON	CASS/VIC20	11.00
SPACE PROF DEV SYS	CASS/64/VIC20	21.00
SKI RUN	8KCASS/VIC20	12.50
SNAKE BYTE	CART/C64	24.00
SNOOPER TROOPS #1	DISK/C64	27.50
SPACE ATTACK	8K CASS/VIC20	6.25
SPIDER CITY	CART/64/VIC20	27.50
SPORTS SEARCH	CASS/VIC20	13.75
SQUISH'EM	CART/64/VIC20	27.50
STARCROSS	DISK/C64	27.50
SURVIVOR	CASS&DISK/C64	24.00
SWARM!	DISK/VIC20	21.00
SWORD OF FARGOAL	16KCASS/VIC20	21.00
SYM THE SOUND/MUSIC	CART/VIC20	41.00
TELENGARD	CASS/C64	15.75
TORG	CASS/VIC20	12.25
TURMOIL	CART/VIC20	27.50
TURTLE GRAPHICS	CART/VIC20	27.50
TURTLE GRAPHICS II	CART/C64	41.00
TYPE ATTACK	CART/64/VIC20	27.50
THE VEIN GAME	DISK/VIC20	24.00
VIC PONTH	CART/VIC20	41.25
VIC-MEN	8KCASS/VIC20	15.00
VIC MUSIC COMPOSER	CART/VIC20	30.00
VICTREK	CASS/VIC20	13.75
VIC VANGO	CASS/VIC20	9.00
VIDEO SEARCH	CASS/VIC20	13.75
WORD SEARCH	CASS/VIC20	13.75
ZORK I II OR III	DISK/C64	27.50

ATARI · PERCOM · RanaSystems · ATARI 1050 · Hayes · FRANKLIN · NEC · IBM · MOSAIC 64K RAM SELECT · EAGLE · COLUMBIA DATA PRODUCTS, INC. · TEXAS INSTRUMENTS · OKIDATA

FOR FASTEST DELIVERY: CASHIER'S CHECK OR VISA/MASTERCARD (NO EXTRA CHARGE FOR CARDS. **INCLUDE NUMBER, EXPIRATION DATE, NAME, ADDRESS & PHONE).** PERSONAL CHECK ALLOW 2 WEEKS TO CLEAR. PURCHASE ORDER MUST INCLUDE CHECK. **SHIPPING & HANDLING:** CONTINENTAL U.S. 5% ($5 MIN), U.P.S. **STREET ADDRESS REQUIRED;** APO FPO ALASKA HAWAII & MONITORS 5% ($10 MIN); FOREIGN 15% ($15 MIN). **INCLUDE PHONE NUMBER WITH ALL ORDERS.** ALL ITEMS ARE NEW WITH MANUFACTURER'S WARRANTY. APPLE COUNTRY, LTD. CANNOT GUARANTEE THE MERCHANTABILITY OF ANY PRODUCT. PRICES ARE SUBJECT TO AVAILABILITY & CHANGE WITHOUT NOTICE. DUE TO OUR LOW PRICES, ALL SALES ARE FINAL. RETURNED MERCHANDISE IS SUBJECT TO A RESTOCKING FEE & MUST COME IN ORIGINAL UNDAMAGED CARTON WITH RMA NUMBER. NO SOFTWARE EXCHANGES. CALIFORNIA RESIDENTS ADD 6% TAX. SEND $1 FOR NEW FALL CATALOG (GOOD TOWARD FIRST PURCHASE). APPLE COUNTRY, LTD. IS A **DISCOUNT MAIL ORDER HOUSE FOR THE MICROCOMPUTER INDUSTRY** & IS A CALIFORNIA CORPORATION NOT AFFILIATED WITH APPLE COMPUTER INC. APPLE IS TRADEMARK OF APPLE COMPUTER INC. 6.1.83

Call us...we can help! (619) 765-0239

P.O. Box 1099,
Julian, Calif. 92036

Apple Country, Ltd. is a DISCOUNT MAIL ORDER HOUSE for the micro computer industry and is a California corporation not affiliated with Apple Computer Inc. Apple is a trademark of Apple Computer Inc.

Extended Screen Graphics For Apple

Fontrix, an extended screen graphics program for the Apple computer, includes 11 predefined character sets and allows the creation of an unlimited number of other character sets.

The program can be used for charts, diagrams, and newsletters, among other things, and text or illustrations created with the program can be dumped into a variety of printers.

The *Fontrix* program costs $75.

Data Transforms
616 Washington St., Suite 106
Denver, CO 80203

Action/Strategy Games

Several new games for the Atari and Commodore 64 computers are forthcoming from Epyx. They include:

- *PitStop* is a formula I race game in which the players compete in the pit as well as on the track. The race cars include speed and steering controls, and the way you drive affects your car's performance: the faster you take the corners, the faster your tires wear out.
- *Psi Warrior* is a three-dimensional, chess-like game. Up to four players compete against each other or the computer, teleporting around the playing field, and using bolts of energy in their battles.
- In *All-Star Baseball*, players choose an all-star team made up of players from over the last 50 years. Another player or the computer can field the opposing team.
- *Gateway to Apshai*, the latest sequal to *Temple of Apshai*, combines role playing, strategy, and fast action as the player battles his way in and out of the dungeons.

Epyx is also introducing a VIC-20 game, *Fun With Music*. In the game, the player composes a tune and then has to play the song (or one supplied by the computer) without missing a note.

Epyx, Inc.
1043 Kiel Court
Sunnyvale, CA 94086

Organized Programming On TRS-80

Top-Down BASIC for the TRS-80 Color Computer, by Ken Skier, is a book on program design for the computer user who is familiar with BASIC.

The 316-page book outlines a step-by-step approach to produce structured programs that

WE WILL MEET OR BEAT ANY ADVERTISED PRICE.*



Catalog available for $3.00
Please specify computer

# QTY.	PRODUCT NAME	PRICE
1.		
2.		
3.		
4.		
	SUBTOTAL	
	TAX	
	SHIPPING	
	TOTAL	

THE USERS GROUP
WARE HOUSE

P. O. Box 1075
Glendale, CA 91209
Phone (213) 247-6484

For Fast Delivery, send certified or cashier checks, money orders, or direct bank wire transfers. Personal checks allow 2 to 3 weeks to clear. Prices reflect a cash discount only and are subject to change. Shipping — Software ($2.00 Minimum). Hardware ($5.00 Minimum). California residents add sales tax.
VISA and MASTERCARD Accepted.

*That is not below our cost.

COMMODORE 64

• HARDWARE •

FULL LINE OF COMMODORE COMPUTERS AND ACCESSORIES AVAILABLE.
Special program, delivery (UPS, UPS AIR), and extended one year warranty *free* with computer purchase.

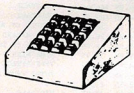

TEN KEY PAD $69.95
0 thru 9 keys, plus ?, /, *, +, –, ., and ENTER keys. Easy installation. No software required. Works with any program. Also works on the VIC-20 Case design subject to change.

AUDIO/VIDEO CABLE $9.95
Hook your monitor & stereo up to your 64. Instructions included on how to run external sound into the sound chip for processing.

• SOFTWARE •
ADD $2.00 FOR DISK VERSIONS

SPRITE SHAPER™ $24.95
See the multi-color Sprite take form as you design it. Easy to use program forms the Data and Poke for you.

SOUND SHAPER™ $14.95
Try different settings of ADSR, waveforms, and filters for each of the three voices by simply pressing function keys.

QUALITY COMPUTER
801 S. VICTORIA SUITE 105
VENTURA, CA 93003
(805) 656-1330
MASTERCARD • VISA
Send 25¢ for our VIC or 64 Catalog • Dealer Inquiries Invited
ABOVE SOFTWARE ALSO AVAILABLE FOR THE COMMODORE C128/40

Olympic Sales Company

SERVING YOU SINCE 1947

Telex: 67 34 77 Toll-Free Phone Orders:
Toll-free *(in CA)* **800-252-2153** 800-421-8045 (out of CA)
Order Desks open 6 days a week! 7:00 AM to 6:00 PM Mon-Sat

P.O. Box 74545 216 So. Oxford Ave. Los Angeles, CA 90004
Phone: (213) 739-1130 Cable: "OLYRAV" LSA

VISA MasterCard

We carry close to $5,000,000 inventory at all times. Corp. accts. invited. Good subject to availability; this ad supercedes all previous ads; fob our warehouse; prices subject to change without notice; not responsible for typographical errors; all orders subject to verification; minimum shpg & hndlg $5.95. Send $2 (or $5 foreign) for our famous catalog.

COMPUTER PRINTERS

Diablo 620	Letter quality, 25 cps	$ 999.95
Diablo 630	Letter quality, 40 cps	1799.95
NEC 8023A	100 cps, tractor	499.95
Transtar T315	Color printer, 30 color shades, 50 cps	499.95
Transtar 130P	130 cps	699.95
Okidata 80	80 cps	369.95
Okidata 82A	100 cps	439.95
Okidata 83A	120 cps	689.95
Okidata 84P	200 cps, parallel	1079.95
Okidata 84S	200 cps, serial	1169.95
Okidata 2350P	350 cps , parallel	2195.95

Fits in a briefcase! EP-20 NEW FROM brother
Personal Electronic TYPEWRITER
Sugg. retail: $299.95
The ultimate portable typewriter!
Operates on batteries or AC adaptor
$159.95

FRANKLIN ACE 1000
64K APPLE COMPATIBLE
with more features than Apple II Plus.
SPECIAL PACKAGE:
One ACE 1000
One Disk Drive with Controller
One ACE Calc (equal to VisiCalc)
80 Color Card
One ACE Writer with 80 column card
One spread sheet program
One green monitor, 9" or 12"
This whole package for only $1695.00

$100 COMMODORE 64 TRADE-IN REFUND
COMMODORE 64
COMMODORE 64 COMPUTER $289.95 after trade-in

free RF modulator
Full color graphics, upper/lower case

NOW IN STOCK

3 INTELLIGENT WAYS TO BUY A COMMODORE 64
1) You buy one from us at $389.95
2) You buy one from us at $389.95, then you send in an old/new (in any condition) computer or TV game to Commodore & receive $100.00 from them!
3) You buy one Commodore64 from us at $389.95. Then you buy one Timex TS-1000 from us. Then send the Timex to Commodore & get $100.00. You invest $49.95 & get $100.00, net gain: $50.05

commodore VIC-20 $99.95*
SK Personal Computer (Expands to 32K)

*When purchased as part of this package ONLY. VIC-20 $129.95 when purchased alone.

SPECIAL PACKAGE DEAL:
VIC 20 99.95
DATASETTE Recorder 69.95
GORTEK Software 20.05
TOTAL Cost 189.95
You pay $189.95 for $260.95 value!
Must purchase whole package to take advantage of these unheard-of prices!

DISK DRIVES & OTHER PERIPHERALS
1541 Disk Drive $369.95 *These peripherals*
1530 Datasette 69.95 *work with the*
1525E Printer 339.95 *VIC 20 as well as*
1600 VicModem 99.95 *Commodore 64.*
1520 NEW! Color printer/plotter 189.95
1701 NEW! 14" color monitor 289.95

ATARI 800
LIMITED TIME ONLY! $100 REBATE from ATARI!
NOW ONLY $399.95* *net price after rebate from Atari
48K FULL-FEATURED COMPUTER

EPSON
MX-80 WITH GRAFTRAX $349.95
MX80FT $389.95
MX100 Call us
FX80 Call us

Z-80 Card For Commodore 64 $269.95
80 Column Card For Commodore 64 169.95
40 Column Card For VIC-20 99.95
40 Column Card w/8K memory built-in for VIC-20 139.95
Video Pack 64K For VIC-20 329.95

FREE WITH PURCHASE of each Z-80 card, 80 column, 40 column or Video Pack 64, you receive the following:
Word Master word processor software
Mailing List software
Telecommunications software
Due to the tremendous demand of these products, goods are subject to availability. Place your orders now!

HEWLETT PACKARD
HP-75C Handheld computer $749.95

HP-12C Financial calculator	99.95
HP-11C Scientific calculator	73.95
HP-10C Scientific calculator	58.95
HP-15C Scientific calculator	99.95
HP-18C Financial business calc	99.95
HP-97 Programmable print calc	595.00
HP-41C Programmable calc	158.95
HP-41CV Programmable calc	213.95
Optical wand	97.95
Printer for 41CV	283.95
Card reader for 41CV/C	152.95
IL thermal print/plotter	389.95
Video interface (HP 82163A)	249.95
HP IL Systems on hand	
IL interface module	99.95
Digital cassette drive	439.95
Extended function mem mod	61.99
Extended memory module	61.99
Time module	61.99
Memory module for 41C/CV	25.00
Quad memory mod for 41C	65.00

ATARI 1200XL $469.95 *
ATARI 1200XL – THE 'STATE OF THE ART 'MACHINE!
Full 64K RAM/256 Colors/16 Function keys & special 'Help' key
*your net price after $100 rebate from Atari & $100 software offer.

ROYAL ALPHA 2001 ELECTRONIC
ROYAL
Great unit for HEAVY DUTY WORK!
Decimal tab, dual pitch & more!
Sugg. List: $695.00 $399.95
FOR THE FIRST TIME –

ATARI 400 $119.95 *
Net cost-
*After $50 CASH rebate from ATARI & $50 software offer—you pay us $219.95.

410 Program Recorder $ 79.95
810 Disk Drive 449.95
850 Interface Module 189.95

TIMEX TS-1000
Timex TS 1000 Computer $49.95

FREE RF modulator
16K RAM Expansion $45.95
Timex Thermal printer/graphics 94.95
Panasonic(program) recorder 39.95

BUY 3 PIECES OF SOFTWARE & GET THE FOURTH ONE FREE!
TIMEX Software (75 programs for you!)

Stock Option Analyser	16.95
IRA Planner	15.95
Real Estate Investment Analysis	14.95
Personal Finance Planner	12.95
Portfolio Analysis	14.95
Budgeter	15.95
Organizer	16.95
Checkbook Manager	15.95

and more and more . . .Call us!

Texas Instruments Home Computer
TI-99/4A 16K
$99.95* *NET after $50 rebate from TI! You pay us $149.95*

1200 Peripheral Expansion Box 219.95
1220 RS-232 Card 149.95
1240 Disk Controller Card 199.95
1250 Expan. Sys. Disk Drive 319.95
1260 Memory Exp. Card (32K) 239.95
1270 Code Card (req. 1600) 199.95
1600 Telephone modem 179.95
4100 Monitor 339.95
Extended Basic 79.95 LOGO 99.95

Original retail $295.00!
MATTEL ELECTRONICS
INTELLIVISION
$49.95* *Net price after $50 rebate from Mattel.***
You pay us $99.95
*** To qualify for Mattel rebate you must purchase two game cartridges with the Model 2609*

NEW! ATARI 1025 – *SPECIAL INTRODUCTORY PRICE* $449.95
DOT MATRIX PRINTER – 40-80-132 Column with buffer
includes I/O cable – *NO INTERFACE REQUIRED!*

$159.95 SONY CORDLESS TELEPHONE
Model SPP-11 Innercom, auto. redial, rechargeable & more. High quality unique Sony design.
Sugg. Re: $299.95

Use the handy reader service cards in the back of the magazine for information on products advertised in

COMPUTE!

$39.95 DATA BASE!
INTRODUCING...
SDB 64 FOR THE COMMODORE 64

SDB 64-A must for *your* 64!
SDB 64-User defined printouts!
SDB 64-Menu driven & easy to use!
SDB 64-Perfect for personal filing needs!
SDB 64-Fast sorts by any field & alphabetises!
SDB 64-Makes it easy to write compatible programs!
SDB 64-File & retrieve names, addresses, hobbies, etc.!
Easy to follow instructions-perfect for new comer data base!
SDB 64 (Disk) $39.95 ($1.50 P&H)

Simpleware
129 Wildbriar Rd., Rochester, NY 14623
716-334-9541 or 716-334-7406

Verbatim flexible disks



Call Free **(800) 235-4137** for prices and information. Dealer inquiries invited. C.O.D. and charge cards accepted.

PACIFIC EXCHANGES
100 Foothill Blvd.
San Luis Obispo, CA
93401. In Cal. call
(800) 592-5935 or
(805) 543-1037.

VISA

HOW TO FIND THE EDUCATIONAL SOFTWARE THAT IS RIGHT FOR YOU.

DO YOU own a TI, Commodore, Timex, Atari, Apple or Radio Shack home computer?

ARE YOU frustrated by boring programs, confusing manuals or good software that's too advanced or too elementary for you?

GOOD NEWS! We are education specialists with software from top companies like Spinnaker, The Learning Co., Scholastic, Inc. and many more.

EARN BIG DISCOUNTS evaluating new software.

NO RISK: We promise to return your money immediately if you are not completely happy with your purchase.

SEND this coupon today for FREE details.

JMR ASSOCIATES
THE BEST IN EDUCATIONAL SOFTWARE
P.O. Box 804-C, Show Low, Arizona 85901

SYSTEM: _____

NAME _____

ADDRESS _____

CITY _____ STATE _____ ZIP _____

are easy to read, understand, and extend. The paperback book sells for $14.95.

BYTE Books/McGraw-Hill
1221 Avenue of the Americas
New York, NY 10020

Expansion For VIC

Mosaic Electronics has introduced the RAMmaster 32 for the VIC-20 computer. RAMmaster 32 includes a built-in expansion port, a pause switch, a write protect switch, and a relocatable memory block.

The unit, which adds 32K of memory, also has a disabler switch so cartridges can be removed without turning off the computer. RAMmaster 32 is expected to sell for under $150.

Mosaic Electronics
P.O. Box 708
Oregon City, OR 97045
(800)547-2807

Atari Graphics Utilities

A graphics utility package for the Atari 400 and 800 computers has been released by Synergistic Software.

The *Graphics Workshop*, designed for those familiar with Atari BASIC, includes a player/missile module, a graphics enhancement module, and three graphics editors – a player/missile editor, a bitmap editor, and a character editor.

The program, which is priced at $39.95, requires a 48K computer with one disk drive.

Synergistic Software
830 N. Riverside Dr., Suite 201
Renton, WA 98055
(800) 426-6505



Wico's Command Control Mouse is an optically encoded mechanical cursor control.

Command Control Mouse

Wico has announced it will produce the Command Control Mouse, a mechanical cursor control that allows users to edit, draw lines, or select from a menu without ever touching the keyboard.

By sliding the hand-held device across a desktop, the user can move the cursor to any point on the screen.

The mouse can serve as a word processing editor, a spreadsheet analyst, an alternate input device, or as a graphics plotter. It includes three function buttons and can be used on any flat surface.

Wico will supply Apple or IBM controller cards to serve as hardware interfaces.

Wico Corporation
6400 W. Gross Point Road
Niles, IL 60648

VIDEO MONITOR CABLES
FOR VIC/C-64/ATARI 800

VIDEO/AUDIO	(RCA or Mini Phono Plug on Audio)	$5.95
VIDEO ONLY	(All Cables are 48")	$3.95
LUMINANCE	For use with monochrome monitors	$3.95
C-64 VERSACABLE	(Outputs: video, audio, luminance, Inputs: Audio)	$9.95

UTILINK CARTRIDGE $29.95
TURN ON YOUR COMMODORE 64 WITH UTILINK AND INSTANTLY HAVE:
- DOS SUPPORT
- HI-RES GRAPHIC CONTROL COMMANDS
- DEFAULT COLORS THAT RETURN AFTER "RESTORE"
- LISTINGS THAT ARE EASY TO READ

(303) 473-8909 **Missing Link Products**
P.O. Box 6460 Colorado Springs, CO 80934
DEALERS call or write for discount quantity prices
Add 1% ship. & handl. $2 min., outside U.S.A., $5.00 min. Colo. res. add sales tax

VIC 20 • COMMODOR 64 • ATARI
THERE IS STRENGTH IN NUMBERS
JOIN
THE SOFTWARE CO-OP
NOW! For the cost of a single game cartridge you can join THE SOFTWARE CO-OP. Use the advantage of bulk-purchasing and pay **only $1 over wholesale** for games, utilities and educational software. Rock-bottom prices on all equipment and supplies. Savings up to 40%. Guaranteed. Specializing in VIC 20, Commodor 64, Atari, Apple and Sinclair.
Write today for free details about our exciting new catalog and other sensational Co-op benefits including special swap system and free technical assistance.
THE SOFTWARE CO-OP
PO BOX 275 ELIZABETH, NJ 07207
APPLE • SINCLAIR • APPLE • SINCLAIR • ATARI • COMMODOR 64 • VIC 20

★★★★★★★★★★★★★★

$$$ SAVE TIME & MONEY $$$

★★★★★★★★★★★★★★

HANNA ENTERPRISES

1303 COLUMBIA suite 207
RICHARDSON, TEXAS 75081

★★★★★★★★★★★★★★
★★★★★★★★★★★★★★

TO ORDER CALL (214)
231-2645

MasterCard & Visa accepted

F.O.B. Dallas, Tx.
9:30 a.m. - 6:00 p.m.

★★★★★★★★★★★★★★
★★★★★★★★★★★★★★

COMMODORE COMPUTERS

NEW

B-500 (128) K-RAM	**$795.00**
P-500 (128) K-RAM	**$656.00**
8032 with monitor	**$1004.64**
Commodore "64"	**$369.96**

COMMODORE DISK DRIVE

8250 Dual Drive 2 mg	**$1476.95**
8050 Dual Drive 1 mg	**$1256.50**
1541 170k	**$317.95**
for Commodore 64	
1530 DATASETTE	**$63.00**
VIC 20 & COMMODORE 64	

COMMODORE PRINTERS

8300P daisy wheel	**$1436.40**
8023 dot matrix printer	**$572.40**
1525 VIC or COM. 64	**$317.95**

CABLES

IEEE-IEEE	**$42.95**
PET-IEEE	**$34.95**

COMMODORE COLOR MONITORS

Model 1701	**$239.95**

★★★★★★★★★★★★★★

COMMADORE 64 VIC-20

8 Expansion Connectors
Each Switched Individually
Fully Enclosed Chassis
Master Power Switch with 2 110v AC OUTLETS for computer and accessories
RIBBON CABLE Connection for convenient placement
LED DISPLAY RESET Button
120 day chassis 1 yr power supply WARRANTIES
finger tip selection of game and other Cartridges
Optional 5 volt Power Supply removes power load from your computer
THE SOFT-AWARE BOX the most advanced expansion chassis
$149.00 each
Power Supply $35.00 each

P.O. BOX 725, Glendora, CA 91740

Shipped within 48 hours of order



SOFT-AWARE

MICROCOMPUTER PERIPHERALS AND SOFTWARE

(714) 594-8205

P.O. Box 725, Glendora, CA 91740

VIC-20 and CBM 64 are trademarks of Commodore Business Machines

"SMART TERMINAL"

TELECOMPUTING POWER FOR VIC - 20 COMMODORE 64

"Smart-Term" does more than convert your VIC or 64 to a null terminal, it gives you features other programs don't offer, such as:

- A PET to ascii conversion test mode
- Transmits all ascii control characters
- Transmits 122 ascii codes
- Receives 92 ascii codes
- Has repeat key feature
- Allows you to enter and save four permanent messages (up to 80 characters each) for one key, transmission of code, password, names, messages, etc.
- Easy to read, smooth scrolling characters
- Fully menu driven for reliability and ease of use
- Transmits and receives in seperate character colors
- Many other features

One of the best telecommunications programs available, "Smart-Term" converts your VIC or 64 into a *SMART TERMINAL.* Requires minimum 3K expansion.

TO ORDER: Specify VIC-20 or 64;
TAPE: $16.95 or
DISK: $18.95
(u.s. funds) + $1.50 P&H

6502

APPLE COMPATIBLE MOTHER BOARD

Build your own Apple II compatible computer. 8-3/4" x 14-3/4" pcb is fully screened and marked for all parts locations, pretested for shorts or opens. This board, when completed, will be compatible with all Apple II peripherals and software.

Check these features:

- 8 positions on board for expansion slots
- Made of double-sided G10 epoxy glass (highest quality)
- Uses both color trim and crystal trim variable capacitors
- Fully Apple compatible
- Includes full assembly instructions
- We guarantee availability of all parts to complete your project including keyboard, casing, power supply and r.f. modulator all at low prices.
- Easy to build

PRICE: $44.50 + $2.50 postage & handling (u.s. funds)

TO ORDER SEND CHECK OR MONEY ORDER. CHECK NEED THREE WEEKS TO CLEAR. NO C.O.D.'s TO U.S. CANADIAN ORDERS ADD 25% FOR CDN. FUNDS.

BYTE — RYTE

P.O. BOX 205, STATION CART.
MONTREAL, QUEBEC
H4K 2J5 CANADA

Apple is a registered trademark of Apple Computers Inc. VIC-20 and Commodore 64 are registered trademarks of Commodore Business Machines Inc.

Timex/Sinclair Guidebooks

The Timex/Sinclair 1000 BASIC Handbook, from Sybex, is a dictionary-like listing of all the words in the T/S 1000 BASIC vocabulary.

Each entry includes a description of the word, an example of its proper syntax, a sample program showing how the word is used, and notes explaining any special features of the word.

The book is available for $7.95, plus $2 for postage.

Sybex, Inc.
2344 Sixth St.
Berkeley, CA 94701

In *How to Use the Timex/Sinclair,* Jerry Willis explains the problems many Timex/Sinclair users face: how to get a clear TV picture, how to minimize tape recorder problems, and how to choose accessories for the computer.

The guide, priced at $3.95, also includes information on magazines, books, and user groups that support the Timex/Sinclair computers.

dilithium Press
11000 S. W. 11th St., Suite E
Beaverton, OR 97005

ABC's On Atari

Alphabet Arcade, a series of three games to help reinforce alphabet and dictionary skills, is available from PDI.

The Atari games are designed for children age 5 and up. In "Letters for Lisa," the child helps an animal named Lisa catch letters for dinner. But Lisa is fussy; she only eats in alphabetical order.

In "Letter Treasure," alphabetization skills come into play again as the player helps Diver Dan recover treasure from the bottom of the sea. In "Order, Please," the child is asked to put groups of 4, 8, or 10 words in alphabetical order.

The cassette version of *Alphabet Arcade* requires a 16K machine and sells for $18.95. The disk version, which requires 24K, sells for $23.95.

Program Design Inc.
95 East Putnam Ave.
Greenwich, CT 06830
(203) 661-8799

Low Profile Drives For Apple

Multitech Electronics has introduced a 5¼-inch disk drive for the Apple II that is approximately half the height and weight of a comparable drive from Apple. The design was made possible by simplifying the drive mechanism and by integrating the control electronics. The pro-

NEW

MPI INTRODUCES SUPER ACTION MEMORY EXPANDER BOARD FOR VIC 20*

Adds 24K and 3 Expansion Slots With Switches and Fuse $109.95

(Expandable To 35K By Simply Adding Memory Chips and Switches)

INTRODUCTORY PRICE

$109.95

Transfer Cartridges To Tape

Evade Self Destruct Code With Write Protect Switch

All Boards Factory Tested

Fuse Protected

Reset Switch



Pictured Above—
Action Board with all options

24K BOARD FEATURES:

- *Adds 24K Memory (29K with VIC* 5K).
- *Upgrade Board to 35K by adding IC's and switches.
- *Memory switchable in 8K sections. (No need to remove memory board to run your other programs).
- *3 expansion slots with switches (for game or extra utility cartridges).
- *Reset button allows restarting computer without turning power off.
- *.5 amp fuse protected.
- *Switch relocates expansion cartridges in memory so that it can be saved on tape as a backup for your valuable programs. (The unexpanded VIC will not allow cartridges to be saved on tape).
- *Write protect switch allows programs stored in RAM at ROM location to be protected against accidental write.
- *Switch allows memory to be moved between RAM and ROM location. (Useful for developing your own games and saving on tape).
- *Gold plated card edge connector.
- *No other memory expansion needed.
- *Easily plugs into your VIC, no modifications necessary. Saves wear on your VIC 20 since board never needs to be removed or power turned off and on to run other tapes or cartridges.
- **Optional 35K memory (40K with VIC* 5K).

24K memory, 3 expansion slots, switches assembled and tested **$109.95**

Same as above with sockets that allow you to later add your own memory chips to bring memory from 24K to 35K **$124.95**

Full 35K memory, 3 expansion slots, 3K expander mode, eprom socket (switch selectable between BLK 3 & BLK 5) and all switches assembled and tested (eprom not included) **$149.95**

Bare 35K board with complete instruction and parts list **$39.95**

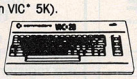

VIC 20* is a registered trademark of Commodore.

MIDWEST PERIPHERAL INDUSTRIES

MPI

Mo. residents add 5½% sales tax
Add $5 for shipping and handling
Send check or money order to

MPI
Box 8123-B
Kansas City, MO 64112

Personal checks—Allow 3 weeks to clear.

NEW NEW NEW

commodore

VIC-20
$99

COM-64
$427



MEMORY EXPANSION

16K RAM
$69

8K RAM
$39

SOFTWARE FOR THE VIC-20	
WORD PROCESSING	$23.00
ADV WORD PROCESSING	$32.00
MAILING LISTS	$20.00
SOFTWARE FOR THE COM-64	
WORD PROCESSING	$38.00
MAILING LISTS	$20.00
Call for other software items.	
VIC 1541 DISC DRIVE	$339.00
VIC 1530 1530 DATASSETTE	$ 64.95
VIC 1525 GRAPHIC PRINTER	$339.00
2Kx8 STATIC RAM CHIPS (200 NSEC) QTY.	ea. $ 7.95

VISA

ORDER FORM
(Circle Above Items)

MasterCard

NAME _____

STREET _____

CITY _____

STATE _____ ZIP _____

PHONE _____

Personal checks accepted
(Allow 3 weeks extra)

CHECK ONE:

☐ VISA ☐ MASTERCARD

☐ Check Enclosed ☐ C.O.D.

Credit Card # _____

Expiration Date _____

Credit Cards add 3%
Add 3% Shipping Charge
COD's add $1.50 plus 20% Deposit
Required CA Res. 6½% Tax

U.S. TECHNOLOGIES

1625 W. OLYMPIC SUITE 800
LOS ANGELES, CA 90015
(213) 383-8127
(Information & Orders)

CREDIT CARD ORDERS ONLY CALL TOLL FREE:
1-800-824-7888★ *(48 states)* **1-800-824-7919 ★** *(Alaska & Hawaii)* **★ Ask for Operator #649**

duct is fully software transparent with Apple's DOS 3.3 Operating System.

List price for the drive is $299.

Multitech Electronics, Inc.
195 W. El Camino Real
Sunnyvale, CA 94086

Loss-of-Data Insurance

The Association of Computer Users and the St. Paul Fire and Marine Insurance Companies have announced a new type of insurance for small computer owners that includes coverage for accidental loss of data.

The policy covers:

- Direct physical loss or damage to equipment, disks, programs, documentation, and source materials.
- Accidental erasure or loss of data.
- Dishonest acts, fraud, or misuse of equipment by employees or outside parties.
- Extraordinary damage to equipment caused by external electrical problems, such as spikes, brownouts, or power surges.
- Extra expenses incurred as a result of a covered loss.

The cost of coverage is $175 per year for protection up to $25,000, with a $250 deductible.

Association of Computer Users
P.O. Box 9003
Boulder, CO 80301
(303)443-3600

Computer Diet For T/S

The *Personal Weight Control Program* is a computerized diet and nutrition program produced by International Publishing & Software for the Timex/Sinclair computers.

The program, which presents dieting as an exercise in controlling eating habits, consists of three parts:

- Present Status Assessment, which analyzes the eating habits and nutritional needs of the user.
- Menu Building, in which the computer develops menus suited to the needs and tastes of the user.
- Monitoring and Feedback, which tracks progress and adjusts menus accordingly.

The program is available for $29.95.

International Publishing & Software, Inc.
3952 Chesswood Drive
Downsview, Ontario
Canada M3J 2W6

Music For Children

Counterpoint Software has released *Early Games Music*, another program in its Early Games for Young Children series. This program, designed for children ages 4 through 12, is an assortment of games that introduce the basics of music.

Songs created with the program can be saved and played or revised later. *Early Games Music* is available for Apple II and Commodore 64 computers.

Counterpoint Software Inc.
Suite 140, Shelard Plaza North
Minneapolis, MN 55426

Computer Resources

More than 215 new books are listed in the 16th edition of the *Annual Bibliography of Computer-Oriented Books*, published by the University of Colorado.

All introductory-type books published before 1980 have been deleted, but the bibliography still contains more than 1200 books from 170 publishers. The books are listed under 61 categories.

Copies of the bibliography are available for $5, or $6 if an invoice is required.

Computing Newsletter
P.O. Box 7345
Colorado Springs, CO 80933

The Micro Center has compiled a new *Time Saver* catalog of microcomputer courseware. The catalog lists 319 high-quality, high-value educational programs for the Apple, Atari, TRS-80, PET, VIC, and IBM PC.

Copies of the catalog are available free.

The Micro Center
P.O. Box 6
Pleasantville, NY 10570
(800)431-2434

Computer Skill Builders has produced a free catalog of microcomputer resources for the classroom. The book contains 304 computer-related products for education, including software products, books, diskettes, and supplies.

Computer Skill Builders
P.O. Box 42050, Dept. 7Z
Tucson, AZ 85733
(602)323-7500

Selected Microcomputer Software, a 64-page catalog of educational courseware for the Apple II, TRS-80, Commodore PET, and Atari microcomputers, is available free from Opportunities for Learning.

Programs listed in the catalog cover grade levels from primary through college and were selected based on their suitability for use in today's computer-enhanced classroom environment.

Opportunities for Learning, Inc.
8950 Lurline Ave., Dept. L45
Chatsworth, CA 91311

Games For The TI

Vaughn Software has created an array of cassette programs for the TI-99/4A computer. They include:

- *Mariner*, a sea adventure

HARMONY VIDEO & COMPUTERS
800-221-8927

JVC ● PANASONIC ● SONY PROFEEL ● ZENITH ● HITACHI ● QUASAR

G.E. ● SANYO ● SONY PROJECTION ● TDK ● MAXELL ● FUJI ● SCOTCH ● SONY ● RCA

COMMODORE	
VIC 20	89.95
COMMODORE 64	369.95
VIC 2N DATASETTE	59.95
COMMODORE DISC DRIVE	289.95
1525P PRINTER	289.95
COMMODORE MONITOR	249.95
VIC TELEPHONE MODEM	89.95
RS 232 TERMINAL INTERFACE	CALL
IGEE-488 INTERFACE	CALL
VIC 8K MEMORY PAC	39.95
VIC 16K MEMORY PAC	89.95
MOTHER BOARD	89.95
VIC 3K SUPER EXPANDER	
VIC PROGRAMMER'S AID	CALL
VIC MON	CALL
INTRO TO BASIC I & II	69.95

APPLE 2 PLUS
999.95

APPLE 2E
CALL



EPSON
MX 80 PRINTER
399.95

EPSON
FX 80 PRINTER
599.95

ATARI	
ATARI 400 W16K	159.95
ATARI 800 W48K	449.95
ATARI 1200 XL W64K	589.95
ATARI 410 RECORDER	76.95
ATARI 1010 RECORDER	77.95
ATARI 810 DISC DRIVE	389.95
ATARI 830 ACOUSTIC TEL. MODEM	159.95
ATARI 850 INTERFACE	169.95
ATARI 822 THERMOL PRINTER	CALL
ATARI 1020 40 COL. PRINTER	219.95
ATARI 1025 80 COL. PRINTER	379.95
ATARI 16K MEMORY EXPANDER	89.95
ATARI WORD PROCESSOR	69.95
ATARI BASIC REF. GUIDE	CALL
ATARI PROGRAMMER KIT	CALL
ATARI ENTERTAINER KIT	29.95

WE CARRY A FULL LINE OF SOFTWARE FOR ATARI AND COMMODORE
CALL FOR LOWEST PRICES

ALL SONY T.V.'s IN STOCK CALL FOR LOWEST PRICES



ALL VCR's IN STOCK CALL FOR LOWEST PRICES

VIDEO TAPE (By case of 10 only)

	VHS T120	VHS T160	HIGH GRADE	BETA L500	BETA L750	BETA L830
TDK	8.85	14.75	10.75	6.50	7.99	10.25
FUJI	9.65	14.75	11.75	6.50	7.99	
MAXELL	8.40	13.50	10.25	6.50	7.99	10.25
MEMOREX	8.75	13.50	10.50	6.50	7.99	10.25
SCOTCH	8.50	13.50	10.25	6.50	7.99	
SONY			10.25	6.99	8.40	10.25
JVC	9.50	13.50	11.50			
RCA	8.90					
PANASONIC	8.50					

TDK PROFESSIONAL T120 15.95
MAXELL PROFESSIONAL L750 OR T120 15.95
MEMOREX PROFESSIONAL 16.95

FOR THE LOWEST PRICES ON VIDEO CALL 800-221-8927

To order simply dial toll free 800-221-8927 with your Master Card or VISA and your order will arrive via UPS or send certified check or money order only to: HARMONY VIDEO AND ELECTRONICS, 2357 Coney Island Ave., Brooklyn, N.Y. 11223, and add approximate shipping postage and insurance charges. Credit cards for phone order only. For customer service please dial (212) 627-8960. All pries and availability subject to change without notice. All orders shipped out of state. Dealer inquires invited!!! For sales info dial (212) 627-6989. Open Sun. 10-4 Mon.-Thur. 9-7 Fri. 9-3.

800-221-8927

COMMODORE ATARI APPLE TEXAS INSTRUMENTS EPSON

with seven game boards, mapped screens, and a sonar readout; $12.99.

● *Red Dread,* an arcade-type board game in which you seek green gems while avoiding the Red Dread; $9.99.

● *Digger Duck,* a colorful maze game that requires strategic planning; $9.99.

● *Chromium Shuttle,* a space game in an endless starfield in which you control an onboard computer, warp drive, and asteroid analyzer; $13.99.

● *Chopper Fireman,* a game that pits you – in an aging and temperamental helicopter – against raging forest fires; requires Extended BASIC, $21.95.

● *Model Rocketry Performance,* an application program that provides the expected performance of model rockets, and allows for quick comparison of models on the drawing board; $25.99.

Vaughn Software
5460 Harlan #84
Arvada, CO 80002

Educational Programs For Apple And Atari

Random House has added several new reading, language arts, and mathematics programs to its library. All of the following programs require 48K computers with disk drives.

● *Fundamental Word Focus:* This series of ten programs for the Atari provides a game-like format to teach vowel identification, syllabication, compound words, and identification of word elements. It includes a record-keeping system and uses color graphics and sound.

● *Tutorial Comprehension:* This Apple program is designed to teach comprehension skills to second, third, and fourth graders. The five comprehension skills presented are details, sequence, main idea, inference, and critical reading.

● *Word Blaster:* This program for both Atari and Apple computers allows students to practice comprehension skills using context clues.

● *Fundamental Punctuation Practice:* This Apple program provides more than 30 lessons on basic punctuation skills. An off-line diagnostic placement test is included with the program.

● *Story Builder:* This Atari program, based on the concept of mix-and-match storybooks, allows students to experiment with sentence structure and to create new and often humorous story situations.

● *Galaxy Math Facts Game* and *Grand Prix:* These games, available in both Apple and Atari versions, put the student at the helm of a spaceship or at the controls of a Grand Prix racer. In each case, the student must show a mastery of basic math facts before he or she can complete the mission, or speed past the checkered flag.

Random House, Inc.
7307 South Yale Avenue
Suite 103
Tulsa, OK 74136

T/S Game In 3-D

Softsync has released *Mothership,* an arcade-style game for the Timex/Sinclair computers.

The game features one or two player options, three levels of play, on-screen scoring and a display that looks as if it's in 3-D.

In *Mothership,* which sells for $16.95 plus $1.50 for shipping and handling, players maneuver their Starlight Fighters down the Zarway space corridor toward the imposing Mothership, which is launching an all-out attack on the planet. Players use the keyboard as a control panel to move their ships through the corridor, while dodging the drone fighters launched by the Mothership.

Softsync, Inc.
14 East 34th Street
New York, NY 10016

CALENDAR

August 10-12, Madison, WI. The second annual Microcomputers and High Technology Conference in Vocational Education. The conference includes beginning and advanced classes on programming, PILOT, CAD, courseware design, and administration. Discussions are planned on microcomputer development and application, and on existing vocational/educational programs using computers. For information, write Dr. Judith Rodenstein, 964 Educational Science Building, 1025 W. Johnson Street, Madison, WI 53706.

August 28, Harrisburg, PA. The Central Pennsylvania Repeater Association will sponsor its 10th Annual Hamfest/Computer Fest. The event, which will be held adjacent to Hersheypark, Chocolate Town, U.S.A., includes indoor dealer displays and a flea market area. Registration $3; tables and table space available. For more information, write Timothy R. Fanus, 6140 Chambers Hill Road, Harrisburg, PA 17111.

New Product releases are selected from submissions for reasons of timeliness, available space, and general interest to our readers. We regret that we are unable to select all new product submissions for publication. Readers should be aware that we present here some edited version of material submitted by vendors and are unable to vouch for its accuracy at time of publication.

COMPUTE! *welcomes notices of upcoming events and requests that the sponsors send a short description, their name and phone number, and an address to which interested readers may write for further information. Please send notices at least three months before the date of the event, to: Calendar, P.O. Box 5406, Greensboro, NC 27403.*

CAPUTE!

Modifications Or Corrections To Previous Articles

TI Teeth Wisdom

Line 650 of this program from the July 1983 "Programming The TI" column (p. 199) should read:

```
650 PRINT " ";CHR$(156);"¦}e";CHR$(
    136)&CHR$(137)&CHR$(138);"e~";CH
    R$(127)&CHR$(157)
```

Bee Trap For VIC

In the instructions for keyboard play on page 102 of the June 1983 issue, line 320 should read:

```
320 IFPEEK(KB)=35THEND1=D1+22:GOTO335
```

Memory Trainer For TI

For the TI-99/4A version of this program (June 1983, p. 118) to work in standard TI console BASIC, the following changes must be made:

```
240 IF (DR<1)+(DR>10) THEN 140
270 IF SL<2 THEN 275 ELSE 280
275 SL=2
280 IF SL>90 THEN 285 ELSE 290
285 SL=90
```

Thanks to David Duffan and others who suggested this change.

Atari P/M Graphics Simplified

The following lines in the moving ship example program developed on pages 175-178 of the June 1983 issue need corrections:

```
310 POKE VSA+ADD+1,PMHIGH
360 COLR1=25:COLR2=11:COLR3=74
370 POKE 704,COLR1:POKE 705,COLR2:POKE
    706,COLR3
400 Y1=125:Y2=25:Y3=25
```

Slow List On The VIC-20

The mysterious memory location 37879 described in this article from the June issue (p. 180) is actually location 37159, the high byte of the interrupt clock. Because of incomplete address decoding for the I/O chips, the contents of locations 37136-37167 appear to repeat several times in locations 37168-37887. The location normally contains 66, not 64 as stated in the article. For a thorough discussion of the effects of changing the contents of location 37159, see the article "Versatile Data Acquisition With VIC" (**COMPUTE!**, May 1983, p. 244).

UnNEW For VIC And 64

This utility program from the June 1983 issue (p. 213) will *not* work from disk. It must be SAVEd to tape in the manner described in the article.

Minefield For 64

The 64 version of this game from the June issue (p. 266) requires the following correction:

```
360 B3(J)=BT(J)+.5*BT(J):B4(J)=B3(J)+.25
    *BT(J)
```

Checkers

To allow legal jumps with kings in this game for the Commodore 64 (May 1983, p. 90), the following line must be changed:

```
585 IFL1<=5ANDU1>=2THENIFS(LP,UM)<ØANDS(L1
    +2,U1-2)=ØTHEN6ØØ
```

Crosswords For VIC

Line 860 of this program from the May issue (p. 82) should read:

```
860 GET F$:IF F$="" THEN 860
```

TI General-Purpose Data Base

Line 203 of this data base management program for the TI from the May issue (p. 232) should read:

```
203 FOR IO=1 TO IR
```

64 Odds And Ends

The article (May 1983, p. 237) noted that listing could be disabled by POKE 775,200. To restore the list feature, POKE 775,167.

Retirement Planner For VIC

Robert A. Brown suggests modifications which make this program for calculating retirement saving needs from the April 1983 issue (p. 71) more accurate, and also allow calculations for any time period, not just multiples of five years. First, delete lines 120, 460-500, 590, and 600, then make the following changes:

```
510 D=AI/(1+AI/2):Q=((1+AI)↑Y-1)/D
540 W=(SR-S1*(1+AI)↑Y)/Q
```

We regret that we are no longer able to respond to individual inquiries about programs, products, or services appearing in **COMPUTE!** *due to increasing publication activity. On those infrequent occasions when a published program contains a typo, the correction will appear on the CAPUTE! page, usually within eight weeks. If you have specific questions about items or programs which you've seen in* **COMPUTE!**, *please send them to Readers Feedback, P.O. Box 5406, Greensboro, NC 27403.*

A Beginner's Guide To Typing In Programs

What Is A Program?

A computer cannot perform any task by itself. Like a car without gas, a computer has *potential*, but without a program, it isn't going anywhere. Most of the programs published in **COMPUTE!** are written in a computer language called BASIC. BASIC is easy to learn and is built into most computers (on some computers, you have to purchase an optional BASIC cartridge).

BASIC Programs

Each month, **COMPUTE!** publishes programs for many machines. To start out, type in only programs written for your machine, e.g., "TI Version" if you have a TI-99/4. Later, when you gain experience with your computer's BASIC, you can try typing in and converting certain programs from one computer to yours.

Computers can be picky. Unlike the English language, which is full of ambiguities, BASIC usually has only one "right way" of stating something. Every letter, character, or number is significant. A common mistake is substituting a letter such as "O" for the numeral "0", a lowercase "l" for the numeral "1", or an uppercase "B" for the numeral "8". Also, you must enter all punctuation such as colons and commas just as they appear in the magazine. Spacing can be important. To be safe, type in the listings *exactly* as they appear.

Brackets And Special Characters

The exception to this typing rule is when you see the curved bracket, such as "{DOWN}". Anything within a set of brackets is a special character or characters that cannot easily be listed on a printer. When you come across such a special statement, refer to the appropriate key for your computer. For example, if you have an Atari, refer to the "Atari" section in "How to Type COMPUTE!'s Programs"

About DATA Statements

Some programs contain a section or sections of DATA statements. These lines provide information needed by the program. Some DATA statements contain actual programs (called machine language); others contain graphics codes. These lines are especially sensitive to errors.

If a single number in any one DATA statement is mistyped, your machine could "lock up," or "crash." The keyboard, break key, and RESET (or STOP) keys may all seem "dead," and the screen may go blank. Don't panic – no damage is done. To regain control, you have to turn off your computer, then turn it back on. This will erase whatever program was in memory, so always SAVE a copy of your program before you RUN it. If your computer crashes, you can LOAD the program and look for your mistake.

Sometimes a mistyped DATA statement will cause an error message when the program is RUN. The error message may refer to the program line that READs the data. *The error is still in the DATA statements, though.*

Get To Know Your Machine

You should familiarize yourself with your computer before attempting to type in a program. Learn the statements you use to store and retrieve programs from tape or disk. You'll want to save a copy of your program, so that you won't have to type it in every time you want to use it. Learn to use your machine's editing functions. How do you change a line if you made a mistake? You can always retype the line, but you at least need to know how to backspace. Do you know how to enter inverse video, lowercase, and control characters? It's all explained in your computer's manuals.

A Quick Review

1) Type in the program a line at a time, in order. Press RETURN or ENTER at the end of each line. Use backspace or the back arrow to correct mistakes.

2) Check the line you've typed against the line in the magazine. You can check the entire program again if you get an error when you RUN the program.

3) Make sure you've entered statements in brackets as the appropriate control key (see "How To Type COMPUTE!'s Programs" elsewhere in the magazine.)

We regret that we are no longer able to respond to individual inquiries about programs, products, or services appearing in **COMPUTE!** *due to increasing publication activity. On those infrequent occasions when a published program contains a typo, the correction will appear on the CAPUTE! page, usually within eight weeks. If you have specific questions about items or programs which you've seen in* **COMPUTE!**, *please send them to Readers Feedback, P.O. Box 5406, Greensboro, NC 27403.* ©

How To Type COMPUTE!'s Programs

Many of the programs which are listed in **COMPUTE!** contain special control characters (cursor control, color keys, inverse video, etc.). To make it easy to tell exactly what to type when entering one of these programs into your computer, we have established the following listing conventions. There is a separate key for each computer. Refer to the appropriate tables when you come across an unusual symbol in a program listing. If you are unsure how to actually enter a control character, consult your computer's manuals.

Atari 400/800

Characters in inverse video will appear like: INVERSE VIDEO
Enter these characters with the Atari logo key, {🡅}.

When you see	Type	See	
{CLEAR}	ESC SHIFT <		Clear Screen
{UP}	ESC CTRL -		Cursor Up
{DOWN}	ESC CTRL =		Cursor Down
{LEFT}	ESC CTRL +		Cursor Left
{RIGHT}	ESC CTRL *		Cursor Right
{BACK S}	ESC DELETE		Backspace
{DELETE}	ESC CTRL DELETE		Delete character
{INSERT}	ESC CTRL INSERT		Insert character
{DEL LINE}	ESC SHIFT DELETE		Delete line
{INS LINE}	ESC SHIFT INSERT		Insert line
{TAB}	ESC TAB		TAB key
{CLR TAB}	ESC CTRL TAB		Clear tab
{SET TAB}	ESC SHIFT TAB		Set tab stop
{BELL}	ESC CTRL 2		Ring buzzer
{ESC}	ESC ESC		ESCape key

Graphics characters, such as CTRL-T, the ball character ● will appear as the "normal" letter enclosed in braces, e.g. {T}.

A series of identical control characters, such as 10 spaces, three cursor-lefts, or 20 CTRL-R's, will appear as {10 SPACES}, {3 LEFT}, {20 R}, etc. If the character in braces is in inverse video, that character or characters should be entered with the Atari logo key. For example, {■} means to enter a reverse-field heart with CTRL-comma, {5■} means to enter five inverse-video CTRL-U's.

Commodore PET/CBM/VIC/64

Generally, any PET/CBM/VIC/64 program listings will contain words within braces which spell out any special characters: {DOWN} would mean to press the cursor down key. {5 SPACES} would mean to press the space bar five times.

To indicate that a key should be *shifted* (hold down the SHIFT key while pressing the other key), the key would be underlined in our listings. For example, S would mean to type the S key while holding the shift key. If you find an underlined key enclosed in braces (e.g., {10 N}), you should type the key as many times as indicated (in our example, you would enter ten shifted N's). Some graphics characters are inaccessible from the keyboard on CBM Business models (32N, 8032).

For the VIC and 64, if a key is enclosed in special brackets, [< >], you should hold down the *Commodore key* while pressing the key inside the special brackets. (The Commodore key is the key in the lower left corner of the keyboard.) Again, if the key is preceded by a number, you should press the key as many times as indicated.

The special character £ found in VIC and 64 listings represents the British pound symbol (£) key, found between the minus and CLR/HOME keys.

Rarely, you'll see in a Commodore 64 program a solitary letter of the alphabet enclosed in braces. These characters can be entered by holding down the CTRL key while typing the letter in the braces. For example, {A} would indicate that you should press CTRL-A.

About the *quote mode*: you know that you can move the cursor around the screen with the CRSR keys. Sometimes a programmer will want to move the cursor under program control. That's why you see all the {LEFT}'s, {HOME}'s, and {BLU}'s in our programs. The only way the computer can tell the difference between direct and programmed cursor control is the quote mode.

Once you press the quote (the double quote, SHIFT-2), you are in the quote mode. If you type something and then try to change it by moving the cursor left, you'll only get a bunch of reverse-video lines. These are the symbols for cursor left. The only editing key that isn't programmable is the DEL key; you can still use DEL to back up and edit the line. Once you type another quote, you are out of quote mode.

You also go into quote mode when you INSerT spaces into a line. In any case, the easiest way to get out of quote mode is to just press RETURN. You'll then be out of quote mode and you can cursor up to the mistyped line and fix it.

Use the following tables when entering special characters:



All Commodore Machines

Clear Screen	{CLR}	Cursor Left	{LEFT}
Home Cursor	{HOME}	Insert Character	{INST}
Cursor Up	{UP}	Delete Character	{DEL}
Cursor Down	{DOWN}	Reverse Field On	{RVS}
Cursor Right	{RIGHT}	Reverse Field Off	{OFF}

8032/Fat 40 Conventions

Set Window Top	{SET TOP}	Erase To Beginning	{ERASE BEG}
Set Window Bottom	{SET BOT}	Erase To End	{ERASE END}
Scroll Up	{SCR UP}	Toggle Tab	{TGL TAB}
Scroll Down	{SCR DOWN}	Tab	{TAB}
Insert Line	{INST LINE}	Escape Key	{ESC}
Delete Line	{DEL LINE}		

Apple II / Apple II Plus

All programs are in Applesoft BASIC, unless otherwise stated. Control characters are printed as the "normal" character enclosed in brackets, such as {D} for CTRL-D. Hold down CTRL while pressing the control key. You will not see the special character on the screen.

TRS-80 Color Computer

No special characters are used, other than lowercase. When you see letters printed in inverse video (white on black), press SHIFT-0 to enter the characters, and then press SHIFT-0 again to return to normal uppercase typing.

Texas Instruments 99/4

The only special characters used are in PRINT statements to indicate where two or more spaces should be left between words. For example, ENERGY {10 SPACES} MANAGEMENT means that ten spaces should be left between the words ENERGY and MANAGEMENT. Do not type in the braces or the words 10 SPACES. Enter all programs with the ALPHA LOCK on (in the down position). Release the ALPHA LOCK to enter lowercase text.

Timex TS-1000, Sinclair ZX-81

Study your computer manual carefully to see how to enter programs. Do not type in the letters for each command, since your machine features single-keystroke entry of BASIC commands. You may want to switch to the FAST mode (where the screen blanks) while entering programs, since there will be less delay between lines. (If the blanking screen bothers you, switch to the SLOW mode.)

COMPUTE! Back Issues

Here are some of the applications, tutorials, and games from available back issues of **COMPUTE!**. Each issue contains much, much more than there's space here to list, but here are some highlights:

February 1981: Simulating PRINT USING, Using the Atari as a Terminal for Telecommunications, Attach a Printer to the Atari, Double Density Graphing on C1P, Commodore Disk Systems, PET Crash Prevention, A 25¢ Apple II Clock.

May 1981: Named GOSUB/GOTO in Applesoft, Generating Lower Case Text on Apple II, Copy Atari Screens to the Printer, Disk Directory Printer for Atari, Realtime Clock on Atari, PET BASIC Delete Utility, PET Calculated Bar Graphs, Running 40 Column Programs on a CBM 8032.

June 1981: Computer Using Educators (CUE) on Software Pricing, Apple II Hires Character Generator, Ever- expanding Apple Power, Color Burst for Atari, Mixing Atari Graphics Modes 0 and 8, Relocating PET BASIC Programs, An Assembler In BASIC for PET, QuadraPET: Multitasking?

July 1981: Home Heating and Cooling, Animating Integer BASIC Lores Graphics, The Apple Hires Shape Writer, Adding a Voice Track to Atari Programs, Machine Language Atari Joystick Driver, Four Screen Utilities for the PET, Saving Machine Language Programs on PET Tape Headers, Commodore ROM Systems, The Voracious Butterfly on OSI.

August 1981: Minimize Code and Maximize Speed, Apple Disk Motor Control, A Cassette Tape Monitor for the Apple, Easy Reading of the Atari Joystick, Blockade Game for the Atari, Atari Sound Utility, The CBM "Fat 40," Keyword for PET, CBM/PET Loading, Chaining, and Overlaying.

October 1981: Automatic DATA Statements for CBM and Atari, VIC News, Undeletable Lines on Apple, PET, VIC, Budgeting on the Apple, Switching Cleanly from Text to Graphics on Apple, Atari Cassette Boot-tapes, Atari Variable Name Utility, Atari Program Library, Train your PET to Run VIC Programs, Interface a BSR Remote Control System to PET, A General Purpose BCD to Binary Routine, Converting to Fat-40 PET.

December 1981: Saving Fuel $$ (multiple computers: versions for Apple, PET, and Atari), Unscramble Game (multiple computers), Maze Generator (multiple computers), Animating Applesoft Graphics, A Simple Printer Interface for the Apple II, A Simple Atari Wordprocessor, Adding High Speed Vertical Positioning to Atari P/M Graphics, OSI Supercursor, A Look At SuperPET, Supermon for PET/CBM, PET Mine Maze Game.

January 1982: Invest (multiple computers), Developing a Business Algorithm (multiple computers), Apple Addresses, Lowercase with Unmodified Apple, Cryptogram Game for Atari, Superfont: Design Special Character Sets on Atari, PET Repairs for the Amateur, Micromon for PET, Self-modifying Programs in PET BASIC, Tinymon: a VIC Monitor, Vic Color Tips, VIC Memory Map, ZAP: A VIC Game.

May 1982: VIC Meteor Maze Game, Atari Disk Drive Speed Check, Modifying Apple's Floating Point BASIC, Fast Sort For PET/CBM, Extra Atari Colors Through Artifacting, Life Insurance Estimator (multiple computers), PET Screen Input, Getting The Most Out Of VIC's 5000 Bytes.

August 1982: The New Wave Of Personal Computers, Household Budget Manager (multiple computers), Word Games (multiple computers), Color Computer Home Energy Monitor, Intelligent Apple Filing Cabinet, Guess That Animal (multiple computers), PET/CBM Inner BASIC, VIC Communications, Keyprint Compendium, Animation With Atari, VIC Curiosities, Atari Substring Search, PET and VIC Electric Eraser.

September 1982: Apple and Atari and the Sounds of *TRON*, Commodore Automatic Disk Boot, VIC Joysticks, Three Atari GTIA Articles, Color Computer Graphics, The Apple Pilot Language, Sprites and Sound on the Commodore 64, Peripheral Vision Exerciser (multiple computers), Banish INPUT Statements (multiple computers), Charades (multiple computers), PET Pointer Sort, VIC Pause, Mapping Machine Language, Editing Atari BASIC With the Assembler Cartridge, Process Any Apple Disk File.

January 1983: Sound Synthesis And The Personal Computer, Juggler And Thunderbird Games (multiple computers), Music And Sound Programs (multiple computers), Writing Transportable BASIC, Home Energy Calculator (multiple computers), All About Commodore WAIT, Supermon64, Perfect Commodore INPUTs, Atari Autonumber, Copy VIC Disk Files, Commodore 64 Architecture.

February 1983: How The Pros Write Computer Games, 12 Joysticks Compared, Slalom (a game in 3-D for multiple computers), Super Shell Sort For PET, Atari SuperFont Plus, Creating Graphics On The VIC, Joysticks And Sprites On The 64, Bi-Directional VIC Scrolling, Commodore 64 Video: A Guided Tour, The Atari Cruncher, Easy Apple Editing, VIC Custom Characters For Games.

March 1983: An Introduction To Data Storage (multiple computers), Mass Memory Now And In The Future, Games: Closeout, Boggler, Fighter Aces, Letter And Number Play (all for multiple computers), VIC Music, Direct Atari Disk Access, TRS-80 Color Computer Data Base, Apple Subroutine Capture, PET Quickplot, TI Graphics Made Easy, VIC and Atari Memory Management.

April 1983: Selecting The Right Word Processor (multiple computers), VIC and Atari Word Processor Programs, Typing Teacher, TI Matchem, Retirement Planner (multiple computers), Air Defense (multiple computers), Dr. Video (Commodore), Video 80 (Software for 80 Columns on the Atari), Color Computer Tester, Timex/Sinclair Sound, Estimating TI Memory, Magic Commodore BASIC.

Home and Educational COMPUTING! (Fall 1981 and Summer 1981 – count as one back issue): Exploring The Rainbow Machine, VIC As Super Calculator, Custom Characters, Alternate Screens, Automatic Line Numbers, Using The Joystick (Spacewar Game), Fast Tape Locater, Window, VIC Memory Map.

Back issues are $3 each or six for $15. Price includes freight in the US. Outside the US add $1 per magazine ordered for surface postage. $4 per magazine for air mail postage. All back issues subject to availability.

In the Continental US call
TOLL FREE 800-334-0868
(In NC Call 919-275-9809)

Or write to **COMPUTE!** Back Issues, P.O. Box 5406, Greensboro, NC 27403 USA. Prepayment required in US funds. MasterCard, Visa and American Express accepted. North Carolina Residents add 4% sales tax.

PRODUCT MART



DISK O TIER IS HERE

$9.50 Includes Return Postage and Handling.
Allow 3 to 4 Weeks for Delivery.
Missouri Residents Add 6% Sales Tax.
SOLUTION SOFTWARE CO.
P. O. Box 1402
St. Charles, Mo. 63301



SID says:

FREE parallel interface with any purchase!*

Authorized Dealer

*FOR COMMODORE PRODUCTS ONLY

star PRINTERS

STX-80 (Thermal) . 60 cps . $175
Gemini-10x . . . . . 120 cps . $315
Gemini-15 . . . . . 100 cps . $415

Send check or money order, plus $11 (shipping/handling).
Calif. add 6% tax
TO: COMPUTER OUTLET
5857 Mission Gorge Rd., San Diego, CA 92120
SEND ME: ☐ STX-80 ☐ Gemini 10X ☐ Gemini 15
Name _____ Phone _____
Address _____ Zip _____
Driver's Lic. # _____ State _____ Exp. _____
Allow 1 week for delivery. No C.O.D.

MEMORY EXPANSION BOARDS for ATARI* COMPUTERS

Tiny Tek, Inc. Memory Boards are fully assembled, tested, and guaranteed.

48K/52K Memory Board — $114.95
For ATARI* 400
52K Addressable Memory
Easy to Install

32K Memory Board — $79.95
For ATARI* 400 or 800
No Modifications Required

16K Memory Board — $49.95
For ATARI* 800
No Modifications Required

We Will Meet Advertised Prices

BUILD YOUR OWN MEMORY

48K/52K Board (No Components)	**$35.00**
32K Board (No Components)	**$30.00**
16K Board (No Components)	**$10.00**
48K/52K Complete Kit	**$90.00**
32K Complete Kit	**$60.00**
16K Complete Kit	**$35.00**

Add $2 Shipping & Handling
Visa & MasterCard Accepted
*ATARI is a trademark of Atari Inc.
Dealer Inquiries Welcome

Tiny Tek, Inc.
P.O. Box 12609 • Dallas, TX 75225
214-373-8926

SM-KIT-SET B, F and M

The SM-KIT family represents the cream of programmers' productivity aids.

SM-KIT B de-bugs, enhances and restructures BASIC programs.

SM-KIT M does the same for assembler programs.

SM-KIT F is a disk doctor, specialising in floppy disk ailments. Recovery from most disk problems assured.

for cbm 8032 or 8096

NEW

SONG WRITER II
FOR YOUR
commodore 64

ONLY $ 9.99
special introductory price- regular $19.99

YOU input the song YOU want
·3 VOICE capability ·8 OCTAVE range
·TONE setting variations unlimited
·COLOR coordination ·VISUAL chord staff

DEALER DISCOUNTS PRICE LIST
DISK VERSION add $2.00 — Add $2.00 postage & handling
call 301-428-9471
M-TH or 301-293-2427
comsoft 64
BOX 464
GERMANTOWN, MD
20874



MODEL CT730 26¾" HIGH 23¾" DEEP 39¾" WIDE RETAIL $199

FINALLY: A luxurious computer table made for the home, or modern office. Selected hardwood oak rails and drawer, on black dual wheel casters. Yours for only $149.95 delivered — no hidden freight charges like everybody else!

Send check, money order, or cashier's check to:
Joe End and Company, Inc.
25 South 13th Street, P.O. Box 1622
Harrisburg, PA 17105
Unit is shipped 2 carton's U.P.S. Allow 2 weeks del.

NEW 3M

DISKETTES
STARTING FROM
$1.85 EA.

- Free Hub Ring
- Improved Jacket
- 100% Error Free
- Superior Platter

TO ORDER CALL
MI 1-800-632-2468
US 1-800-258-0028
Precision Data Products
P.O. Box 8332
Grand Rapids, MI 49508-0332

C64-FORTH
for the Commodore 64

FORTH SOFTWARE FOR THE COMMODORE 64

C64-FORTH (TM) for the Commodore 64 - $99.95
- Fig Forth-79 implementation with extensions
- Full feature screen editor and macro assembler
- Trace feature for easy debugging
- 320h 200, 2 color bit mapped graphics
- 16 color sprite and character graphics
- Compatible with VIC peripherals including disks, data set, modem, printer and cartridges
- Extensive 144 page manual with examples and application screens
- "SAVE TURNKEY" normally allows application program distribution without licensing or royalties

C64-XTEND (TM) FORTH Extension — $59.95
(Requires original C64-FORTH copy)
- Fully compatible floating point package including arithmetic, relational, logical and transcendental functions
- Floating point range of 1E+38 to 2E-39
- String extensions including LEFT$, RIGHT$, and MID$
- BCD functions for 10 digit numbers including multiply, divide, and percentage. BCD numbers may by used for DOLLARCENTS calculations without the round-off error inherent in BASIC real numbers
- Special words are provided for inputting and outputting DOLLARCENTS values
- Detailed manual with examples and applications screens

(Commodore 64 is a trademark of Commodore)

TO ORDER - Specify disk or cassette version
- Check, money order, bankcard, COD's add $1.50
- Add $4.00 postage and handling in USA and Canada
- Mass. orders add 5% sales tax
- Foreign orders add 20% shipping and handling
- Dealer inquiries welcome

PERFORMANCE MICRO PRODUCTS
770 Dedham Street S-2
Canton, MA 02021
(617) 828-1209



VIC-20 software

REPEL is 100% machine language and costs only $10!

This great game fits on your 5K VIC-20! REPEL has: high-resolution graphics used on the "laser-cannon"; four skill levels; keyboard and joystick compatibility; instructions on customizing REPEL (you can adjust the speed of your laser, the speed of the aliens, the number of "lives" one gets when a game is started and much more!); full color and great sound effects; and FREE POSTAGE! Price: $10

AVOID resembles other "snake" games, however, in AVOID you must avoid dots which randomly appear on the screen. AVOID is very responsive since it reads your commands (down, right etc.) from the keyboard buffer. AVOID has: a 3-dimensional matrix, which divides each byte of screen memory into 4 parts, giving AVOID a resolution of 2024 dots (four times greater than similar games); keyboard and joystick compatibility; and FREE POSTAGE! Price: $10.00

Send money order for same-day shipping. Personal checks take two extra weeks. We also sell $6.00 games. Write for free information. Send a SASE for quick reply.

VIDEOSOFT Dept. A
26 Hollis St. Prov., RI 02907

DEALER INQUIRIES INVITED
*VIC-20 is a registered trademark of Commodore

ATTENTION
TEXAS INSTRUMENTS
TI-99/4A
OWNERS

We have hundreds of 3rd party independent software programs on cassette and disk ready to run on your TI-99/4A. Games, business, and educational programming at discount prices as low as $8.95 ea. Plus all TI hardware and software at incredibly low, low prices, including the new TI-99/2 and CC-40 computers. We also have dust covers, heavy duty joysticks with TI adapters, and many more accessories. Call or write now for a FREE listing. We ship your order U.P.S. the same or next business day to insure fast service. Visa and MasterCard accepted (NO service charges) or C.O.D. is okay.

THE MUSIC WORKSHOP
59 E. Tioga St.
Tunkhannock, PA 18657
CALL 1-717-836-4522

EUCHRE FANS!!!
YOU'RE GONNA L♡VE OUR FIRST OFFERING
"EUCHRE FOR FOUR"
(For You Alone)

* * * * * *

EXCELLENT 4-HAND EUCHRE FOR YOU AND YOUR COMPUTER

* * * * * *

AVAILABLE ON DISKETTE OR CASSETTE FOR COMMODORE 64* OR EXPANDED VIC-20* (NEED 24K EXP.)
(PLEASE SPECIFY WHICH)

VISA $29.95 MC
(NY State Residents add 7% Sales Tax)

HUTCHCRAFT ASSOCIATES
1132 Dryden Road Ithaca, NY 14850
607 347-4782
DEALER INQUIRIES WELCOME
*TRADEMARKS OF COMMODORE BUSINESS MACHINES

STOP LOOKING!
THIS IS
Ware It's At!
FOR THE
COMMODORE 64

BATTERIES INCLUDED: PaperClip 64
Sophisticated, comprehensive WP.....105.00
SOUTHERN SOLUTIONS: Businessman
Quality, understandable general ledger....105.00
ACCESS: Spritemaster
Complete, stick-driven animation utility.. 28.75
Neutral Zone
Exotic 3-D space action drama..... 27.95
EPYX: Temple of Apshai..... 31.95
Curse of Ra, Upper Reaches..... 15.95
HES: Gridrunner..... 31.95
SYDNEY DATA PRODUCTS: Evolution..... 31.95
SYNAPSE: Fort Apocalypse, Drelbs,
Pharoah's Curse, Survivor..... 27.95
ELECTRA PRODUCTS: Triga Command JoystickR. 15.00
NUFEKOP: 3-D 64 Man; Exterminator 64;
Defender on Tri - rave reviews for these.. 15.95

Ware It's At!
Order Line - MC/VISA add 3% (409) 763-0291
Call: Leave name,address,order,card# and exp.date
P.O. Box 27
Free Galveston, TX 77553 Check,MO
Catalog PRICES SUBJECT TO CHANGE $1.50 S&H

PERSONAL PERIPHERAL PRODUCTS presents:
SPEAKEASY

VIC-20 SPEECH



COM-64 SPEECH

Cartridge, Instructions & Dictionary.....$79.00
JULY SPECIAL: Cassette Editor & Extension
Speaker. Reg. $19.95 with SPEAKEASY... FREE
Commodore 64 Adapter Board.....$12.95

BARE BONES BOARDS

	Assembled	Kit
8K Ram/VIC-20 Block Switched	$39.00	$29.95
16K Ram Expander for VIC-20	$64.95	$49.95
3 Slot Switched & Fused Board/VIC-20	$34.95	$24.95
NEW: 4 Slot Switched & Fused Board/COM-64	$44.95	$34.95
COMING SOON: Mighty Modem VIC 20/COM-64	$79.95	

ADD $2.00 Total Order Handling/Ill.Residents Add 6% Sales Tax

PERSONAL PERIPHERAL PRODUCTS
P.O. BOX 3423
FOX VALLEY MALL
AURORA, IL 60505 • (312) 961-2347
COM-64 & VIC-20 IS A TRADEMARK OF COMMODORE

BEAT THE HIGH COST OF SOFTWARE

Before you buy any more software, you owe it to yourself to join S♡FTRADERS™ the fastest growing worldwide trading network. Members swap software and info for all computers.

Annual membership includes:
- Quarterly trading directories
- Monthly and flash updates
- Personalized trader listings
- Trader support systems
- Plus much more

Imagine having access to hundreds, even thousands of programs, each costing no more than the price of a stamp or phone call. Join now to beat the price increase and find out about the new member $$ offer. $49.95 U.S. $64.95 FOREIGN. SASE for info. Indicate computer model.

S♡FTRADERS™ INTERNATIONAL
1610 Shomaker Dr.
Murphysboro, IL 62966

RUNWAY 64

A FLIGHT SIMULATOR GAME FOR THE COMMODORE 64* COMPUTER. CASSETTE OR DISK. $25.00

RUNWAY 20

A FLIGHT SIMULATOR GAME FOR THE VIC-20* COMPUTER. REQUIRES 16K EXPANSION. COLOR, SOUND & JOYSTICK OPTION. CASSETTE OR DISK. $25.00

SKY PILOT

A FLIGHT SIMULATOR GAME FOR THE COMMODORE VIC-20* COMPUTER. CASSETTE OR DISK. REQUIRES 8K EXPANSION. $18.00
JOYSTICK OPTION

SUSIE SOFTWARE
709 WILSHIRE DRIVE
MT. PROSPECT, IL 60056
312/394-5165
*REGISTERED TRADEMARK OF COMMODORE BUSINESS MACHINES

C-10 Cassettes—5 screw—100% error free—w/ blank labels. Doz. $9.00 PPD! Case of 100 $66.00 PPD!

6-Ft. VIDEO MONITOR Cable B & W or COLOR—4 phone plugs VIC-20—64—ATARI 800 ..... $14.95 PPD!

64—P.E.T. Emulator Disk or Cassette ..... $14.95 PPD!

64—GENERAL LEDGER D or C Inst. Inc. .... $49.95 PPD!

64—Machine language monitor D or C ..... $19.95 PPD!

64—OKIDATA 82A/83A Printer I'face ..... $64.95 PPD!

WE HAVE PAPER and PRINTER SUPPLIES — ALL PRINTERS!!

WE HAVE HARDWARE and SOFTWARE FOR VIC-20—64—PET— ATARI 400/800. TOO MUCH TO MENTION IN THIS SPACE!!

SEND $1.00 FOR CATALOG —REFUNDABLE 1st ORDER

PERIPHERAL PRODUCTS

P.O. BOX 651
MADISON HEIGHTS
MICH. 48071

VIC-1541 DISK INTERFACE CABLE
Connect 2 VIC-20's or 64's to the same DISK DRIVE $39.95 PPD! *Dealers please write.*

FREE

Write for your free catalog of

Software and Books

for your
PET, VIC
and
Commodore 64

TIS, inc.
Box 921 Dept. C
Los Alamos, NM 87544

T.I. 99/4A
SOFTWARE

All programs use 16KT.I./4A with Cassette Recorder. No Extended Features Necessary!

VISI-CHECKBOOK $12.98
Stroes a Full Year of Personal Check Expenses and Produces various Analysis and Color Bar Graphs.

PERSONAL TAX ORGANIZER ... $12.98
Recordes Tax!Deductable·Expenses for Summary!into the Schedule/A Tax!Format.

KING KONG ADDITION $12.98
Student Helps Climb World Trade Center by Solving increasingly Difficult Problems. Ages 4 Thru 7.

MUSIC COMPOSER $12.98
Record, Save and Revise Musical Compositions which are played by the Computer.

Check or money orders. N.J. Residents add 6 % sales tax.

Write for Free Information.

DESIGN STRATEGIES
69-B BETHEL CHURCH ROAD
JACKSON, N.J. 08527

Wasting Money? We Have the World's Most Cost Effective Development System.



- Includes Hexkit 1.0, a powerful 100% machine code editor/debugger utility program that makes coding for 8-bit Micros a snap.
- Program from Commodore VIC-20 keyboard into built-in 4K ROM emulator
- Jumper to target ROM socket
- Test programs in circuit
- Built-in EPROM programmer and power supply
- Burns & runs EPROMS for the Commodore VIC-20, too
- Comprehensive manuals
- Fits EXPANSION PORT

Send for Free Brochure

VISA AND MASTERCARD ACCEPTED

PROMQUEEN CARTRIDGE ONLY $199 U.S: $269 CAN.

+ Prices	U.S.	Can.
Promqueen 64	$299.00	$399.00
8K board w/ 1 Eprom	$ 29.95	$ 39.95
16K board w/ 1 Eprom	$ 39.95	$ 49.95
8K ROM board w/ 1 Eprom-C64	$ 39.95	$ 49.95

Distributed in U.S. by **Arbutus Total Soft, Inc.**
4202 Meridian, Suite 214
Bellingham, WA 98226
Ph. 800-426-1253, in Washington 206-733-0404

Distributed in Canada by
IBC/Distribution Canada
4047 Cambie St., Vancouver, BC V5Z 2X9
Ph. 604-879-7812

SM-LOS

Loadable Operating Systems from SM are designed to:

maximise the usefulness of expanded memories

provide the optimum environment for memory-greedy programs.

provide an extended vocabulary of BASIC commands.

for cbm 8032 or 8096

A COMPUTER WITH WHEELS?
WELL . . . ALMOST



THE **POWERMASTER™**
MOBILE POWER SUPPLY FOR YOUR CAR OR VAN

For ATARI® VCS game console or computer or COMMODORE VIC® or 64®. Just plug POWERMASTER into your car's cigarette lighter and you're ready to travel. Designed to protect your computer. Great for business or vacations. Keeps the kids happy, too.

DISTRIBUTORS INVITED
Call **RANDOM ACCESS MARKETING**
P.O. BOx 1561, Newport Beach, CA 92663
(714) 640-5119
Manufacturer: HIGH TECH ENTERPRISES
#3 Corporate Plaza, Suite 202, Newport Beach, CA 92660

APPLE II, ATARI 800 / GEMINI 10
CONFIGURATION PROGRAM

If you have trouble understanding all those software codes that configure your Gemini printer, then this is the program for you. Just turn on your printer, boot the program and choose from the menu more than a dozen print types. We also include a preview of other functions (e.g. underline etc.) available on the Gemini printers. Apple or Atari program just $21.50. Please specify computer type when ordering. Requires a 48K Apple,Applesoft,DOS3.3 for Apple program. Atari 800 with disk drive for Atari program. Send check or money order to: DOWN AND OUT SOFTWARE, 33 Storm Drive, Holtsville,NY 11742.

VIC-20
6 GREAT PROGRAMS ON 1 CASSETTE

REG $49.95 NOW $9.95

16K RAM REG $89.95	NOW $57.00
16K RAM w/2 slots	NOW $89.95
Retirement Analysis	12.95
Car Maintenance	12.95
Loan Calculator	12.95
Gold/Silver Trader	12.95
Tax Free Savings	12.95
Stock Options	12.95
Equity Accelerator (8K)	19.95
Landlord (8K)	19.95
Insurance Comparison (8K)	19.95

MC/VISA/MONEY ORDERS/CHECKS/COD

2000 ITEM CATALOG
ALL MAJOR BRANDS
DEALER INQUIRIES INVITED

Space Shuttle Software
PO BOX 252
CAPE CANAVERAL, FL 32920

NEW FOR YOUR VIC 20



NOW YOU CAN HAVE 35K OF RAM + IEEE 488 ON ONE CARTRIDGE!

3K RAM CARTRIDGE ONLY $39.95

All boards are fully socketed for future expansion. Add memory in 8K increments simply by inserting up to (4) HM 6264 RAMS. (Call for price) Add IEEE 488 Chip Set for $59.95. Available in any configuration from bare board to fully populated. Dealer inquiries invited.

WAVE Computers Inc.

P.O. Box 3883, Federal Way, Washington 98003
Add $2.00 Postage/Washington Residents Add Sales Tax
No COD's Please **Phone No. (206) 839-WAVE**

At last
QUALITY DUST COVERS
Custom fitted for your:
Apple, IBM-PC
Atari 400, 800 or 1200
Texas Instruments
Commodore 64
Timex, VIC-20
TRS-80 Model I, II, III



ONLY **$8.95**

Custom fitted dust covers are handcrafted from brown leather-like Naugahyde™ with a soft bonded inner liner. Forget about the cheap static-filled plastic covers and go with our rich looking, quality dust covers for maximum protection. Each is custom fit to your particular computer. And if you're not convinced this is the best cover on the market, just send it back and we'll cheerfully refund your money. Dealer inquiries are invited.

Please send me a custom fitted dust cover for my _____

I am enclosing $8.95 plus $1.50 for postage and handling ($10.45 total). Wisconsin residents add 5% sales tax. Ship to:

Name _____

Address _____

City _____ State _____ Zip _____

Bytes & Pieces 4020 N. 128th Street Brookfield, WI 53005/(414) 781-4445

GAME EXCHANGE
Apple - Atari
IBM-PC - VIC - TRS-80
Disks/Cartridges

Adventure games are great until solved. Arcade games can get stale. Exchange an unwanted game for one you would like to play.

Write For Information
Or

Send your original manufacturer's game, documentation, a list of five games to choose your exchange from & $5.00 to:

National Home Computer Game Exchange
P.O. Box 20929
Columbus, OH 43220

PRESENTING
BANDIT



Experience the excitement of playing the casino slots without the expense. BANDIT is the slot machine game that's about as close as you can come to the real thing without hitting Atlantic City or Las Vegas. An accurate simulation of a typical casino-type double progressive slot machine, BANDIT includes features such as a separate "screen" callable at any time to display your standing and use of either keyboard or joystick for game control. Lively color graphics and authentic sound make this captivating game a great entertainer for all ages.

VIC-20 CH1006 ..... *15.99*
COMM 64 CH2006 ..... *15.99*

KILLER PILLER



Caterpillars . . . Caterpillars . . . EVERYWHERE!!! Your beautiful orchard is infested with the leaf munching little beasties and they're rapidly devouring everything in sight. Armed with just your super-lethal bug sprayer can you possibly wipe them out before they gobble up all of your trees? Maybe so. . . . BUT BEWARE . . . these caterpillars lay eggs that hatch into devious killer moths . . . AND GUESS WHO THEY'LL BE AFTER!!! (7 SKILL LEVELS, FAST MACHINE CODE ACTION)

VIC-20 CH1005 ..... *15.99*
COMM 64 CH2005 ..... *9.99*

JUST RELEASED!
CURSE OF THE PHARAOHS (20/64 AND 3D KILLER PILLER (64 ONLY))

DISTRIBUTORS AND DEALER INQUIRES INVITED

CASTLE SOFTWARE
P.O. BOX 350
NEW CASTLE, DE 19720
CALL (302) 429-8565

MasterCard VISA
Add $2.00 shipping

NEW!

MULTI-COLOR and HIGH RESOLUTION CHARACTER EDITORS
For VIC-20 and CBM64

Multi-Color

-Character color and mode set for each character.
-Auxiliary, border, and screen color commands.
-8 Power magnification for editing area.
-Cursor controls, RETURN, HOME, CLR, all work within the editing area.
-4x5 animation area cycles through as many as eight user-selected character collections.
-Saves set to all output devices.
-Loads set from all input devices.

VIC-20 VERSION
-64 characters edited at one time.
-Fits in an unexpanded VIC-20.

CBM64 and EXPANDED VIC-20 VERSION
-256 characters edited; 192 available at one time for CBM64, 64 available for VIC-20.
-90 degree rotation command.
-Move command shifts pixels of one character, as a group, up, down, right, or left.
-VIC-20 program fits in any VIC with at least an 8K expansion.

Please specify the type of computer, and if it is expanded.
CASSETTE-$19.95 DISKETTE-$21.95 (CA RES ADD 6% TAX)
Just Another Software Co., Dept. CB
P.O. Box 893, Palo Alto, CA 94301

COMMODORE 64® OWNERS ONLY

• SHARE • LEARN • ENJOY •

- Monthly Newsletter
- Public Domain Software
- Reports of Recent 64 Articles
- Local Chapter Meetings
- Product Discounts • Service Advice
- Bi-Monthly Magazine • Advice on Training
- Annual Convention
- Member Bulletin Board

Send Name, address, phone no. and annual dues ($25) to:

The Commodore 64 Users Group
P.O. Box 572
Glen Ellyn, Illinois 60137

Or Call:

(312)790-4320 (weekdays
9:00 am - 5:00 pm - Central Time)

"An independent not-for-profit organization".

SM-ESH

Screen displays are the interfaces between micros and human beings.

Good screen displays are the hallmark of top rank application programs — but they are expensive.

The ESH (ergonomic screen handler) from SM allows you to produce superb screen displays with an astonishing economy of effort.

for cbm 8032 or 8096

NEW!

LEROY'S CHEATSHEET™ KEYBOARD OVERLAYS FOR YOUR VIC-20



AT LAST! The information you need, at your fingertips, without going back to the manual. No need to memorize commands. These durable plastic coated overlays are designed for use by first time users, amateur enthusiasts, and trained professionals. Each overlay contains program starting locations, function key labeling, commands and warnings in bold letters, and additional helpful aids in center cutout.

DON'T DELAY - MAIL TODAY

Please send me the following Leroy's Cheatsheet™ keyboard overlays

- ☐ Programmer's Aid
- ☐ Vicmon
- ☐ Super Expander
- ☐ Vic Typewriter
- ☐ Victerm 1
- ☐ Graphic Printer (1515 & 1525)
- ☐ UMI Wordcraft 20
- ☐ HES Writer
- ☐ HES Vic Forth

ONLY $3.95 each

Send check or money order plus $2.00 (postage and handling) PA residents add 6% sales tax.

Name _____

Address _____

City _____ State _____ Zip _____

CHEATSHEET PRODUCTS™
P.O. Box 8299 Pittsburgh PA. 15218 CPS/83

COMMODOR 64

"ABC" THE ALPHABET FOR PRESCHOOERS

TEACH YOUR CHILDREN THE ALPHABET EARLY WITH GRAPHICS AND SOUND

ONLY $18.95 ON CASSETTE
OR $21.95 ON DISK

VIC-20

(CASSETTES ONLY)
THE ALPHABET GAME ..... $ 9.95(ea)
LEARNING NUMBERS 0-50 PART I....$ 9.95(ea)
LEARNING NUMBERS 51-100 PART II....$ 9.95(ea)
PART I&II ARE AVAIL. IN: ENGLISH; SPANISH; FRENCH; AND GERMAN VERSIONS PLEASE STATE LANG
ANY 3 VIC-20 CASSETTES FOR ONLY $ 25,-
Check or Money order +$1.50 Post. N.Y.Res+7%tx.

THOR SOFTWARE
47 CHERNUCHA AVE.
MERRICK, N.Y. 11566



VIC-20
EPROM PROGRAMMER

2716 • 2732 • 2732A DEVICES

COMPLETE SYSTEM
READY TO READ, VERIFY or PROGRAM YOUR EPROMS

ONLY **$79.95**

PLUGS DIRECTLY INTO VIC-20
NO ADDITIONAL PARTS OR ACCESSORIES NEEDED
SOFTWARE TAPE INCLUDED

ADAPTER KIT AVAILABLE FOR OTHER 6502 BASED COMPUTER SYSTEMS
PLEASE INQUIRE • ADD $3.50 FOR SHIPPING
MD RESIDENCE ADD 5% TAX

MWS ELECTRONICS
P.O. BOX 418
POCOMOKE, MD. 21851

VISA, MC ACCEPTED
301-632-0620

VIC-20 IS A REGISTERED TRADEMARK OF COMMODORE

PUBLIC DOMAIN, Inc.
— SOFTWARE —

Supporting all COMMODORE computers
Written by users, for users.
★ GAMES ★ UTILITIES ★ EDUCATIONAL ★
Over 1300 programs and growing.

VIC-20
VIC collection #1 – 70+ programs – Tape/Disk – $10.00
VIC collection #2 – 70+ programs – Tape/Disk – $10.00
VIC collection #3 – 70+ programs – Tape/Disk – $10.00

COMMODORE 64
COMMODORE 64 #1 – 25+ programs – Tape/Disk – $10.00
COMMODORE 64 #2 – 25+ programs – Tape/Disk – $10.00

PET / CBM
PET/CBM – 5 Utility – Tapes/Disks – $10.00 each
PET/CBM – 11 Game – Tapes/Disks – $10.00 each
PET/CBM – 6 Educational – Tapes/Disks – $10.00 each

DINSET: Reset Switch
Works on VIC-20 or Commodore 64 – $5.00
All prices include shipping and handling.

We are YOUR world wide user software connection.
An alternative to the high cost of software.
CHECK, MONEY ORDERS,
VISA and MASTERCARD accepted.

For A Free Flyer Write:

Public Domain, Inc.
5025 S. Rangeline Rd., W. Milton, OH 45383
Phone (513) 698-5638

VIC 20 RAM

24K RAM PAK $99.95
***16K RAM PAK $69.95**
***8K RAM PAK $39.95**
***3K RAM PAK $29.95**
***8K EPROM BOARD (NO EPROMS) $39.95**
***3 SLOT EXPANSION BOARD $24.95**
***6 SLOT EXPANSION BOARD $49.95**
***CASSETTE INTERFACE CABLE CONNECTS ANY CASSETTE RECORDER TO YOUR VIC $19.95**
***PRINTER INTERFACE CABLE CONNECTS PRINTER TO YOUR VIC $49.95**

SIX MONTHS LIMITED WARRANTY PARTS & LABOR
ALLOW THREE WEEKS FOR PERSONAL CHECKS
INCLUDE $3.00 SHIPPING AND HANDLING
ALL BOARDS TOP QUALITY
WITH GOLD PLATED CONTACTS

PAKS UNLIMITED
VISA — **P. O. BOX 221** — MASTER CHARGE
MOORE, S. C. 29369
1-803-585-3400
24 HR. NO.

VIC-20-REG. T.M. COMMODORE BUS. MACH. INC.

This Publication is available in Microform.



University Microfilms International

Please send additional information for _____
Name_____
Institution_____
Street_____
City_____
State_____ Zip_____

300 North Zeeb Road
Dept. P.R.
Ann Arbor, Mi. 48106

VIC-20
Commodore 64
DISK SUPPORT PROGRAM

This program provides a 1K machine language extension which adds twelve new commands to your computer's operating system. You can now SAVE, SAVE WITH REPLACE (eliminating Commodore's DOS bug), LOAD, VERIFY, DELETE, and RENAME disk files with just two key strokes. Also provided are commands which INITIALIZE, FORMAT or VALIDATE a diskette, EXECUTE any program on the diskette, print the ERROR message to the screen, and best of all, list the diskette's directory to the screen without affecting the contents of the computer's memory; all with only two key strokes.

DISK SUPPORT is a must for all disk drive users, so ORDER NOW at the introductory price of $14.95 postpaid (check or money order only please). If for any reason you are not completely satisfied, you may return the disk for a full refund.

When ordering, please state your computer and disk drive model numbers.

H & H ENTERPRISES, Dept. 114C
5056 N. 41 St., Milwaukee, WI 53209

VIC—20 USERS CARTRIDGE BACK-UP SYSTEM

PROTECT YOUR INVESTMENT. BACK-UP YOUR CARTRIDGES ONTO CASSETTE OR DISK.

SAVES WEAR ON YOUR CARTRIDGES. SAVES WEAR ON YOUR **VIC—20'S** EXPANSION PORT.

SYSTEM IS COMPRISED OF AN EASY TO USE PROGRAM AND A CARTRIDGE INTERFACE CARD. HIGH QUALITY GOLD CONTACTS AND SWITCHES. BACKED-UP CARTRIDGES RUN LIKE THE ORIGINALS (8K RAM REQUIRED).

INTRODUCTORY PRICE:
$49.95 POST PAID
(PA RESIDENTS ADD 6%)

SEND CHECK OR MONEY ORDER TO:
E—M TECHNOLOGIES
P.O. BOX 185
DOWNINGTOWN, PA 19335

6 MONTH REPLACEMENT GUARANTEE

SOFTWARE SUPER SAVINGS
for
Apple-Atari-IBM

	TCE	LIST
1,3 SUPERCALC	139	195
*BANKSTREET WR.	49.99	69.95
*ULTIMA II	39.99	59.95
DEADLINE	33.99	49.95
SUSPENDED	33.99	49.95
SNOOPER TROOPS	31.99	44.95
*COSMIC BALANCE	26.99	39.95
*PINBALL CONSTR.	26.99	39.95
*ZAXXON	26.99	39.95
ZORK 1,2,3 EA.	26.99	39.95
FROGGER	22.99	34.95
*GO	24.99	34.95
*SARGON II	23.99	34.95
SERPENTINE	23.99	34.95
*SHAMUS	23.99	34.95
*SKY BLAZER	21.99	31.95
*CASTLE WOLFEN.	19.99	29.95
*SPY'S DEMISE	14.99	19.95
2 STARFIGHTER	12.99	16.95
RANA DISK DRIVES — CALL		

1=Apple 2=Atari 3=IBM *=1 or 2

ELEPHANT DISKS SSSD $17.99/10 DSDD $26.99/10
SSDD $21.99/10

P.O. Box 569 D-8
Troy, MI 48099
The Computer Express
FREE Catalog (313) 528-1554
Master Charge/Visa/Checks/Money Orders/COD's Accepted
SHIPPING: US $2 CANADA $6 FOREIGN $10 Michigan add 4% tax

SM-TEXT + CUDA

A powerful combination of superb text processing and a name and address data base

maths and multi-search facilities make this pair into virtually a complete commercial administration system.

for cbm 8032 or 8096

SM

Advertisers Index

Reader Service Number/ Advertiser	Page
Aardvark I.T.D.	111
Abacus Software	235
102 AB Computers	136,137
Access Software, Inc.	95
Advanced Arcadeware	191
Adventure International	37
103 AdVentures, Inc.	51
Allen Macroware	156
104 American Peripherals	185
Amlist, Inc.	197
Apple Country Limited	253
105 Apropos Technology	210
Apropos Technology	227
106 Arbutus Totalsoft, Inc.	269
Artworx	87
Atari Service	149
Batteries Included	44,45
B. L. & W.	191
107 Brøderbund Software	47
108 Brøderbund Software	11
109 Byte-Ryte	257
110 Bytes & Pieces	270
111 Cardco, Inc.	27
Cass-A-Tapes	252
112 Castle Software	111
113 Century Micro	245
114 Century Micro Products	108
Cheatsheet Products	270
Cimarron	17
Comm*Data	63
Commodore Business Machines, Inc.	BC
115 The Commodore 64 Users Group	270
116 Compu Sense	128
117 Compu Sense	180
118 Compu Sense	227
119 Compu Sense	217
120 Compu Sense	213
121 Compu Sense	245
122 CompuServe	7
ComputAbility	139
123 Computer Case Company	189
124 The Computer Express	271
Computer Mail Order	130,131
125 Computer Marketing Services, Inc.	235
Computer Marketing Services, Inc.	199
126 ComputerMat	238
Computer Outlet	145
127 Computer Outlet	146,147
128 Computer Outlet	267
129 Computer Palace	223
Computer Plus	73
Computer Software Associates	201
Comsoft 64	267
130 ComStar	249
131 Continental Software	190
Cosmic Computers	221
Creative Software	93
132 CrossTech Graphics	59
Data Equipment Supply Corp.	103
Data Equipment Supply Corp.	105
Datasoft Inc.	61
Datasoft Inc.	189
Design Strategies	269
133 Digital Interface Systems Co.	217
134 Dilithium Software	19
135 Don't Ask Computer Software Inc.	81
Down and Out Software	269
136 Dynacomp	96
Eastern Computer Consulting Associates, Inc.	161
Eastern House	250
Edupro	119
Eduware	15
Elcomp Publishing, Inc.	123
137 Embassy Computer Products	245
E-M Technologies	271
Eric Martin's	126
Fox 20	129
138 French Silk	180
139 French Silk	230
Frontrunner Computer Industries	217
Futursoft, Inc.	77
GameStar	53
140 Genesis Computer Corp.	226
Gladstone Electronics	39
141 H & H Enterprises	271
Hanna Enterprises	257
Happy Computing	223
142 Harmony Video & Computers	261
143 High Tech Enterprises	269
144 High Tech Enterprises	191
Hutchcraft Associates	268
145 Hytec Systems	101
146 Institutional Computer Development Corp.	202
Intelligent Statements	75
Interesting Software	241
Jensen Tools Inc.	59
147 Jini Micro-Systems, Inc.	225
JMR Associates	255
Joe End and Company, Inc.	267
Just Another Software Co.	270
148 Kalglo	81
149 Kalglo	39
Leading Edge Products, Inc.	IFC
Leading Edge Products, Inc.	IBC
Letco	227
Lightning Software	73
Limbic Systems Inc.	162
150 Link Marketing	143
151 Load 20	245
152 Lyco Computer	170,171
Memotech Corporation	23
Microbits Peripheral Products	35
153 Micro-80 Inc.	191
154 Micro Systems Development, Inc.	91
155 Microtechnic Solutions	245
156 Micro-Ware Distributing Inc.	49
Micro World Electronix, Inc.	202
Micro World Electronix, Inc.	230
157 Midwest Micro Inc.	112
Midwest Peripheral Industries	258
158 Missing Link Products	256
MMG Micro Software	205
159 Monarch Data Systems	223
Mosaic Electronics, Inc.	4
The Music Workshop	268
160 MWS Electronics	270
National Home Computer Game Exchange	270
Nibbles & Bits Inc.	156
Nüfekop	165
Olympic Sales Company	255
Omega International	83
Omni Unlimited	233
161 On Line Computer Centers of OKC	65
Optimized Data Systems	156
162 Optimized Systems Software Inc.	169
PACE	85
Pacific Exchanges	197
Pacific Exchanges	255
Pacific Tri Micro	39
Paks Unlimited	271
163 Percom Data	43
164 Performance Micro Products	268
Peripheral Products	269
165 Personal Peripheral Products	268
166 Precision Data Products	268
167 Precision Software Ltd.	219
168 Precision Software Ltd.	187
169 Precision Technology, Inc.	244
170 Professional Software Inc.	1
171 Professional Software Inc.	9
172 Programmer's Institute	129
173 Programmer's Institute	121
174 Programmer's Institute	133
The Program Store	151
175 Progressive Peripherals & Software	241
176 Protecto Enterprizes	215
177 Protecto Enterprizes	181
178 Protecto Enterprizes	135
179 Protecto Enterprizes	159
180 Public Domain, Inc.	271
Quality Computer	254
Questar	141
181 Rainbow Computer Corporation	183
Ramiak	245
RanaSystems	30,31
Rensoft Software Systems	233
182 Richvale Telecommunications	41
SAVE	167
Sierra On-Line Inc.	89
183 Sim Computer Products Inc.	221
Simpleware	84
Simpleware	238
Simpleware	255
Sirius Software	79
SJB Distributors Inc.	243
184 Skyles Electric Works	203
SM Software Inc.	267
SM Software Inc.	269
SM Software Inc.	270
SM Software Inc.	271
185 SM Software Inc.	125
Soft-Aware	257
186 Softraders International	268
Softron, Inc.	180
Software Asylum, Inc.	90
187 The Software Co-op	256
188 Software International	143
189 Software To Go	227
Solution Software Co.	267
Southern Software	129
Southern Solutions	29
Southern Solutions	127
190 Space Shuttle Software	269
Spectra Video	21
Spinnaker	2,3
Superbyte Software	245
191 Susie Software	268
T & M Products	202
192 Tech-Sketch Inc.	117
193 TG Products	67
Thor Software	270
Tiny Tek, Inc.	267
194 T.I.S. Inc.	269
195 Toronto Pet Users Group	156
Tronix	24,25
Topologic, Inc.	81
196 Totl Software Inc.	225
Tracksmith	197
Universal Software	233
The Users Group Warehouse	254
U.S. Technologies	259
197 Victory Software Corp.	241
Videosoft	268
198 Voice World	217
199 Ware It's At!	268
Wave Computers, Inc.	269
WizardWare	230
200 Xentek Corporation	129
Xerox Service Centers	12,13
York 10 Computerware	189
Zaxis	180

COMPUTE! Books	55,56,57,58
COMPUTE! Magazine	32
Programmer's Reference Guide to the TI-99/4A	115

REMEMBER:



MORE THAN JUST ANOTHER PRETTY FACE.

Says who? Says ANSI.

Specifically, subcommittee X3B8 of the American National Standards Institute (ANSI) says so. The fact is all Elephant™ floppies meet or exceed the specs required to meet or exceed all their standards.

But just who is "subcommittee X3B8" to issue such pronouncements?

They're a group of people representing a large, well-balanced cross section of disciplines—from academia, government agencies, and the computer industry. People from places like IBM, Hewlett-Packard, 3M, Lawrence Livermore Labs, The U.S. Department of Defense, Honeywell and The Association of Computer Programmers and Analysts. In short, it's a bunch of high-caliber nitpickers whose mission, it seems, in order to make better disks for consumers, is also to make life miserable for everyone in the disk-making business.

How? By gathering together periodically (often, one suspects, under the full moon) to concoct more and more rules to increase the quality of flexible disks. Their most recent rule book runs over 20 single-spaced pages—listing, and insisting upon—hundreds upon hundreds of standards a disk must meet in order to be blessed by ANSI. (And thereby be taken seriously by people who take disks seriously.)

In fact, if you'd like a copy of this formidable document, for free, just let us know and we'll send you one. Because once you know what it takes to make an Elephant for ANSI . . .

We think you'll want us to make some Elephants for you.

ELEPHANT.™ HEAVY DUTY DISKS.

For a free poster-size portrait of our powerful pachyderm, please write us.

Distributed Exclusively by **Leading Edge Products, Inc.**, 225 Turnpike Street, Canton, Massachusetts 02021

Call: toll-free 1-800-343-6833; or in Massachusetts call collect (617) 828-8150. Telex 951-624.

IF PERSONAL COMPUTERS ARE FOR EVERYBODY, HOW COME THEY'RE PRICED FOR NOBODY?



A personal computer is supposed to be a computer for persons. Not just wealthy persons. Or whiz-kid persons. Or privileged persons.

But person persons.

In other words, all the persons whom Apple, IBM, and Radio Shack seem to have forgotten about (including, most likely, you).

But that's okay. Because now you can get a high-powered home computer without taking out a second mortgage on your home.

It's the Commodore 64. We're not talking about a low-priced computer that can barely retain a phone number. We're talking about a memory of 64K. Which means it can perform tasks most other home computers can't. Including some of those that cost a lot more. (Take another look at the three computers above.)

By itself, the Commodore 64 is all the computer you'll ever need. Yet, if you do want to expand its capabilities some day, you can do so by adding a full complement of Commodore peripherals. Such as disk drives. Modems. And printers.

You can also play terrific games on the Commodore 64. Many of which will be far more challenging than those you could ever play on a game machine alone.

And as great as all this sounds, what's even greater-sounding is the price. It's hundreds of dollars less than that of our nearest competitor.

So while other companies are trying to take advantage of the computer revolution, it seems to us they're really taking advantage of something else:

Their customers.

$1395* **APPLE® IIe 64K**

$999* **TRS-80® III 16K**

$1355* **IBM® PC 64K**

*Manufacturers' suggested list prices. Monitor included with TRS-80 III only. Commodore Business Machines–P.O. Box 500R, Conshohocken, PA 19428; Canada–3370 Pharmacy Avenue, Agincourt, Ont., Can. M1W 2K4.

commodore COMPUTERS

Apple is a registered trademark of Apple Computer, Inc.
TRS-80 is a registered trademark of Tandy Corp. IBM is a registered trademark of International Business Machines Corp.



THE COMMODORE 64. UNDER $300.*

You can't buy a better computer at twice the price.

RetroMags

Our goal is to preserve classic video game magazines so that they are not lost permanently.

People interested in helping out in any capacity, please visit us at www.retromags.com.

No profit is made from these scans, nor do we offer anything available from the publishers themselves.

If you come across anyone selling releases from this site, please do not support them and do let us know.

Thank you!

