

£1.50

1983

**THE FIRST**

**sinclair  
user**

**ANNUAL**

*The Complete ZX Companion*

**The Spectrum under the microscope**

**Your user problems solved**

**Programming in machine code**

**Rummaging inside the ROM**

**Behind the scenes at Sinclair Research**

**Buyers' guide to hardware, software and books**

**MASSES OF PROGRAMS • 1982 REVISITED**



# MICHAEL ORWIN'S ZX81 CASSETTES

THE BEST SOFTWARE (BY VARIOUS AUTHORS) AT LOW PRICES

## QUOTES

"Michael Orwin's £5 Cassette Two is very good value. It contains 10 stolid well designed games which work, offer plenty of variety and choice, and are fun."

From the ZX Software review in Your Computer, May '82 issue.

"I had your Invaders/React cassette . . . I was delighted with this first cassette."

P. Rubython, London NW10

"I have been intending to write to you for some days to say how much I enjoy the games on 'Cassette One' which you supplied me with earlier this month."

E.H., London SW4

". . . I previously bought your Cassette One and consider it to be good value for money!"

**Richard Ross-Langley**  
Managing Director  
Mine of Information Ltd.

## CASSETTE 1 (eleven 1k programs)

machine code:

React, Invaders, Phantom aliens, Maze of death, Planet lander, Bouncing letters, Bug splat.

Basic:

I Ching, Mastermind, Robots, Basic Hangman. PLUS Large screen versions of Invaders and Maze of Death, Ready for when you get 16k.

**Cassette One costs £3.80**

## CASSETTE 2

Ten games in Basic for 16k ZX81

Cassette Two contains Reversi, Awari, Laser Bases, Word Mastermind, Rectangles, Crash, Roulette, Pontoon, Penny Shoot and Gun Command.

**Cassette Two costs £5.**

## CASSETTE 3

8 programs for 16k ZX81

### STARSHIP TROJAN



Repair your Starship before disaster strikes. Hazards include asphyxiation, radiation, escaped biological specimens and plunging into a Supernova.

**STARTREK** This version of the well known space adventure game features variable Klingon mobility, and graphic photon torpedo tracking.

**PRINCESS OF KRAAL** An adventure game.

**BATTLE** Strategy game for 1 to 4 players.

**KALABRIASZ** World's silliest card game, full of pointless complicated rules.

**CUBE** Rubik Cube simulator, with lots of functions including 'Backstep'.

**SECRET MESSAGES** This message coding program is very txlp qexi jf.


**MARTIAN CRICKET** A simple but addictive game (totally unlike Earth cricket) in machine code. The speed is variable, and its top speed is very fast.

**Cassette 3 costs £5.**

## CASSETTE 4

8 games for 16k ZX81

**ZX-SCRAMBLE** (machine code) with 3 stages.  
Bomb and shoot your way through the fortified caves.



**GUNFIGHT**  
(machine code)



**INVADERS**  
(machine code)



**FUNGALOID**  
THE FUNGALOID IS GROWING AND WHEN THEY REACH THE SKY THEY PRODUCE DEADLY SPORES. YOU CONTROL A FLYER AND YOUR MISSION IS TO DESTROY THE FUNGALOID BY DROPPING ANTI-FUNGUS BOMBS ON THEM.



**GALAXY INVADERS** (machine code)

Fleets of swooping and diving alien craft to fight off.

**SNAKEBITE** (machine code)

Eat the snake before it eats you. Variable speed. (very fast at top speed).

**LIFE** (machine code)

A ZX81 version of the well known game.

**3D TIC-TAC-TOE** (Basic)

Played on a 4 x 4 x 4 board, this is a game for the brain. It is very hard to beat the computer at it.

**7 of the 8 games are in machine code, because this is much faster than Basic. (Some of these games were previously available from J. Steadman). Cassette 4 costs £5.**

Recorded on quality cassettes, sent by first class post, from:  
Michael Orwin, Dept. SU, 26 Brownlow Rd., Willesden, London NW10 9QL (mail order only please)



**THE FIRST**  
**sinclair**  
**user**  
**ANNUAL**  
*The Complete ZX Companion*

**Editor**

Nigel Clark

**Consultant editor**

Mike Johnston

**Production editor**

Harold Mayes MBE

**Staff writer**

John Gilbert

**Design**

William Scolding

**Editorial director**

John Sterlicchi

**Advertisement director**

Simon Horgan

**Advertisement manager**

John Ross

**Editorial/production assistant**

Margaret Hawkins

**Managing director**

Terry Cartwright

**Chairman**

Richard Hease

**Sinclair User Annual is published by ECC Publications Ltd. It is in no way connected with Sinclair Research Ltd.**

**Telephone**

All departments

01-359 7481

If you would like to contribute to any of the Sinclair User group of publications please send programs, articles or ideas for hardware projects to:

Sinclair User and Programs  
ECC Publications  
30-31 Islington Green,  
London N1 8BJ

Programs should be on cassette and articles should be typed. We cannot undertake to return them unless a stamped-addressed envelope is included.

We pay £10 for each program published and £50 per 1,000 words for each article used.

© Copyright 1982

Sinclair User

ISSN No. 0263-9858

Origination by

Outline Graphics.

Printed by

Eden Fisher (Southend) Ltd

Distributed by

Spotlight Magazine Distribution Ltd,

1 Benwell Road,

Holloway,

London N7

01-607 6411

---

# CONTENTS

---

## 5 News round-up

All the major news events of 1982, including the launch of the Spectrum

## 9 Sinclair User Club

A look at our User Club and its first member

## 13 Software Scene

A buyers' guide to software with major articles on education, business, adventure games and toolkit routines

## 31 Hardware World

A round-up of the best that is available in the add-on market

## 37 Books

The quality of books varies. We look at what has been happening in the publishing world

## 41 Inside Sinclair

Behind the scenes at Sinclair Research

## 53 Spectrum Review

An assessment of the new machine from Sinclair

## 57 Miscellany

Rummaging inside the ROM and the memory — and much more

## 65 Graphics

How to improve programs on the ZX-81 and Spectrum

## 73 Program Printout

The pick of the programs, plus some new ones

## 93 Helpline

Andrew Hewson picks out some of the most interesting queries from his postbag in recent months


## 103 Machine Code

An introduction to programming in machine code

## 109 Crossword



# Tonight on your Spectrum




## Meet an Invader up close!

And play Adventure, Chess or any of 26 more programs, plus tips and hints, all in book OVER THE SPECTRUM £6.95.



## Can You Survive Penetrator?

Penetrator is the most amazing and sophisticated arcade game yet devised for the 48K Spectrum with features never seen before!  
Cassette £6.95.



## Hop your way through the night!

This is the way to learn SPECTRUM MACHINE LANGUAGE FOR THE ABSOLUTE BEGINNER. Includes entire original FREEWAY game. Great book value at £6.95.



## Talk to your Spectrum!

Why is this man smiling? You will too when you read Dr. Logan's book UNDERSTANDING YOUR SPECTRUM. The definitive guide for only £7.95.

### Unconditional Guarantee

All Melbourne House cassette software is supplied on high quality cassettes with attractive inserts. Full instructions are provided and the cassettes are unconditionally guaranteed against malfunction.

## SPECTRUM

Programs from books now available on cassette. All the programs from the Over The Spectrum book! **Cassette 1** includes Lunar Lander, 3D-Mazeman, Chess and 7 more; **Cassette 2** has 9 programs including utilities, Eliminator, Freeway Frog and a full scale Adventure. **Cassette 3** includes Sales Analysis, Payroll, Spectrum Invaders, Meteor Storm plus 5 others.

**Over The Spectrum Cassette 1** £5.95  
**Over The Spectrum Cassette 2** £5.95  
**Over The Spectrum Cassette 3** £5.95

**Programs from Spectrum Machine Language** £5.95

Orders to:  
**Melbourne House Publishers**  
131 Trafalgar Road, Greenwich, London SE10.  
Correspondence to: Glebe Cottage, Station Road, Cheddington, Leighton Buzzard, BEDS LU7 7NA.

Please send me .....  
(please add 80p for post, pack)

Name .....

Address .....

.....

..... Postcode .....

SUA 12

# MELBOURNE HOUSE PUBLISHERS





# NEWS



During the last year there has been vast change  
in the world of Sinclair computers.

The launching of the Spectrum  
at Earls Court Computer Fair in April  
was perhaps the major event  
but we find that there were many other  
interesting items.



# Home computers 'are here to stay'

**I**F ANYONE had lingering doubts that home computers, and particularly ZX computers, were here to stay, the television news report in September of the Prime Minister demonstrating a Spectrum to her Japanese counterpart must have dispelled them for good. Information Technology Year, perhaps, but if it was anyone's year it was surely the year of Clive Sinclair. The year 1980 was the beginning of the ZX phenomenon and 1981 its consolidation. Now 1982 has been the year of a ZX explosion. The ZX-80 was one of the most popular computers ever but it was eclipsed by the meteoric rise of the ZX-81, sales of which by this year had topped the half-million mark. The Spectrum could do even better.

In the same period, a minor industry of independent producers has grown around Sinclair products, offering unrivalled support and expansion for the machines. An avalanche of hardware and software, books and magazines has poured out, sometimes from the least-expected places the length and breadth of the country. At a time when British industry in general has languished in the grip of the worst recession since the 1930s, in this area at least business has been booming.

Sinclair Research reported a turnover of £30 million at the end of the last financial year, with record profit, attributable mostly to its computer business. In the short time since he launched the ZX-81, Clive Sinclair has become a millionaire.

It became clear more than a year ago that as a computer manufacturer Sinclair had very definitely arrived. The agreement he signed late in 1981 with the Japanese company, Matsushita, to export computers to Japan really set the seal on it. One of the most dramatic demonstrations of the popularity of the machines was the ZX Microfair in January, when a fairly modest exhibition of Sinclair software and add-ons was besieged

by thousands of ZX enthusiasts who packed London's Central Hall, after waiting up to two hours to get in, and bought almost everything in sight.

Many of the 60 or so exhibitors were unable to cope with demand and found that they sold faster than they could take in additional supplies.

The continuing high demand for Sinclair-related products has led to a rapid expansion in the ZX add-on industry in the last 12 months. The few dozen firms of last year has grown to several hundred, with new companies and products appearing almost every week. Many of the firms began modestly as part-time, one-man businesses operating from a back room — some are still doing so — but have gone on to become full-time professional companies with a large turnover and exporting widely overseas.

Established companies, too, have been entering the market during the year, as the potential of the large ZX populace has become clearer. With the bigger number of suppliers, there is a much wider choice of products and users can be more discriminating.

Keyboards or additional memory,

*Mike Johnston, organiser of ZX-Microfairs.*



for example, are available in different quality, size and type and the buyer has the choice of up to a dozen suppliers. With software, too, there has been a marked increase in quality compared to the early days, when users were desperate to buy anything at all which would run on their micros. Some of the machine code games programs written for the ZX-81 and Spectrum can rival offerings for much more expensive machines.


If Sinclair had done no more than continue to produce the ZX-81 he would have prospered but in April he surprised us all once again. After months of rumour and speculation — and not a few enigmatic comments from Sinclair himself — the Spectrum was launched, to the delight of ZX fans and the annoyance of recent ZX-81 buyers.

The machine was certainly impressive. Sinclair was at his most avuncular at the preview and he introduced the features of the machine — extended Basic, colour, sound, high-resolution, networking and discs with all the aplomb of a conjurer pulling live rabbits from a hat. The assembled journalists, who are not normally impressed by such displays, applauded. One editor went so far as to order a machine on the spot — an extremely wise move as it later proved.

Many people had expected that the ZX-81 would be superseded by the new machine. Instead, the manufacturer announced a new range of software support and a reduction in the price of the 16K RAM pack already undercut by competing products — to maintain a differential price from the Spectrum. That meant a price difference of only £25 between a 16K ZX-81 and a 16K Spectrum, which need not seem a great deal, in view of the greatly-enhanced capabilities of the new machine. That fact did not escape the public, it seems, and there were reports of a fall in ZX-81 sales. Certainly the independent producers noticed a distinct chill after April and orders began to sag alarmingly for software and hardware for the ZX-81.

Meanwhile, after an extremely promising start, the Spectrum went into a nose-dive. Customers who had ordered in April found that the promised four-week delivery





Clive Sinclair at the big event of the year

became eight or 10 weeks. Those, it proved were the lucky ones. For others, the weeks became months before they received delivery. In August the company announced a 12-week delay in delivery and was later under fire from the Advertising Standards Authority for continuing to include the 28-day delivery in its advertisements. Most of the problems were with the 48K machine, which most people were ordering.

By September only about 25,000 of an estimated 40,000 orders had been completed. Earlier Sinclair had taken the unusual step of writing to purchasers offering a £10 voucher, a free demonstration cassette, and an apology for the delay. Alternatively they could have a refund.

The company certainly had problems; apart from the huge demand for the Spectrum, there were timing problems with the original design shortly before the first orders were to be despatched. Later, there were more problems with the re-designed board and a high failure rate on the production line. In addition, the factory producing the machines was reported at one point to have closed for a three-week annual holiday.

Sadly, none of that was too great a surprise to anyone who had experienced similar delays with ZX-80, ZX-81 and ZX printers. Inevitably there are delays with production of a new and particularly a

high-technology product but would it be impossible to produce a few before announcing them? It is perhaps a little unfair to single out Sinclair in this respect, despite the blood-lust engendered in some people by a three-month wait for such a desirable object. Would-be purchasers of some other systems have waited as long, or even longer.

In the late summer and autumn a large number of cheap — i.e., less than £200 — colour computers, many intended for the same market, appeared or were announced, not to mention those companies which discovered suddenly that they can sell their products for £200 less since the Spectrum appeared.

Sinclair will probably not worry too much about announcements — the usual rule of thumb is to add six months to projected dates — but the fact remains that the existing competition is hot on his heels. All of which should be good news for the consumer, who can perhaps expect an improved standard of service as a result.

The delay in Spectrum deliveries failed to deter the independents, who had already decided that the Spectrum would be a winner and proceeded to produce an impressive selection of arcade games, disassemblers, utility routines, as well as hardware add-ons — amplifiers, RAM, I/O ports — within two months of the launch.

Whatever temporary setback the ZX-81 may have had in the U.K.,

however, it appears to be taking the rest of the world by storm. As well as the Japanese and now the European distribution, the company signed a mutual technology agreement in March with Timex, an American firm, which manufactures the U.K. ZX machines for Sinclair.

Timex launched a ZX-81 look-alike this autumn in the States as the first fruit of the agreement. The new micro is called the Timex Sinclair 1000 and is being distributed through the company's numerous retail outlets in the U.S. It is reported to be breaking sales records.

At home, Sinclair has broken more new ground with the acceptance this summer of the Spectrum for the Government Micros in Primaries scheme. The scheme provides grants towards the purchase of selected microcomputers for use in primary schools. Sinclair Research is offering additional benefits to schools which choose the Spectrum — a ZX printer and vouchers, exchangeable for more ZX products, as well as the educational language, Logo.

If much of the foregoing is new to you, may have missed one significant event this year, which modestly we have omitted so far — the appearance in March of Britain's first exclusively ZX magazine, *Sinclair User*, and its sister publication, *Sinclair Programs*, joined lately by the magazine for the hardware enthusiast, *Sinclair Projects*. Since September, *Sinclair User* has also incorporated *Spectrum User*.

One major change noticeable during the year is the appearance of the ZX-81 in high street stores. It has been available in one major chain store for more than a year but since August — when Prism Microproducts took over part of the retail distribution — it has appeared in many more outlets.

The combination of instant availability and low price should prove irresistible. Sinclair has already claimed a 500 percent increase in sales since the price was reduced, which could be very good or very bad, since we do not know what the 500 percent is on. In any event, there is considerable life left in the ZX-81 and with the range of hardware and software support available for it, it looks like being with us for the foreseeable future.



**SPECTRUM COMES TO LIFE !**

# ABBEX


**THE GAMES PEOPLE**

**SPOOKYMAN**



EAT THE PILLS AND KEEP AWAY FROM THE GHOSTS. EAT THE VITAMINS AND CHASE THE GHOSTS. FULL MACHINE CODE ARCADE ACTION AND SOUND. DESIGNED TO MAKE YOUR ADRENALINE RUN HIGH. PRICE £4.95

**COSMOS**



YOU HAVE THE JOB OF PROTECTING A CONVOY FROM ALIENS AND METEOR STORMS. WATCH OUT FOR THE SPACE MINES AS YOU PLAY THIS AMAZING MACHINE CODE ARCADE ACTION SIMULATION PROGRAM. PRICE £4.95

**WRITE OR PHONE FOR LIST OF GAMES FOR OTHER COMPUTERS OR JUST MORE GAMES**

**ABBEX ELECTRONICS LTD**

20 ASHLEY COURT, GREAT NORTHWAY, LONDON NW5  
Tel: 01-203 1465

PLEASE COMPLETE IN BLOCK CAPS

NAME (Mr/Mrs/Miss).....  
ADDRESS.....  
(CARD HOLDERS).....  
POST CODE..... PHONENO.....

Make cheques payable to ABBEX  
I enclose my cheque for £

I wish to pay by  CHEQUE  VISA  ACCESS !!

Please debit my creditcard a/c

NUMBER

Signed.....

date.....

Please send me the following  
(Allow 14 days for delivery)

POST BY DEC 8th and receive your order in time for Christmas

**SPOOKYMAN**  
PRICE £4.95


**COSMOS**  
PRICE £4.95



---

# SINCLAIR USER CLUB

---



Having launched *Sinclair User* with our April edition, we thought the next service we should offer users of Sinclair computers was a User Club.

We began in June and it has been growing steadily since.

In this short section we meet the first member, who lives in Hull,

and provide a list of services available, as well as some of the special offers which have been available during the last six months.





## Perfect add-on for the Sinclair owner

**A**S A SERVICE to readers of *Sinclair User*, we set up the Sinclair User Club. For £12 a year we offer members a wide range of benefits which are not otherwise available to all users of Sinclair machines.

They include a telephone problem-answering service, a bi-monthly cassette-based newsletter and special discounts on a wide range of software and hardware add-ons.

The telephone service permits members to obtain expert advice on the use of their Sinclair machines immediately. The number is included in the cassette newsletter.

The cassettes, the first of which was sent to members in August, contain a large amount of information essential to people who wish to make full use of their ZX-81 or Spectrum. The items covered

include machine code, for which a series of articles has been written, help with queries, programs and information about club members.

Each month we arrange a special Star Offer, open only to members, to allow them to take advantage of many of the useful items on the market. Discounts which we have been able to offer during the year include 10 percent off the cost of the William Stuart Systems ZX-81 Music Synthesiser and all the Thurnall Electronics range of hardware and 20 percent off the ranges of software from J K Greye and Micromega.

To join, complete the form on the next page and send it with the fee to the address shown. It is important that you state whether you have a ZX-81 or a Spectrum, so that we can send the correct cassette.

## ZX-81 helps at work and play

**T**HE first member of the Sinclair User Club is an enthusiastic Sinclair supporter. He was one of the first to obtain a ZX-81, he took a year's subscription for *Sinclair User* as soon as it was announced, and was among the first to order a Spectrum.

"When Sinclair brought out the ZX-80 I decided to wait but when the ZX-81 arrived I put in an order straight away", said Peter Lown, 62, of Strathmore Avenue, Hull, North Humberside. He bought it with the 16K RAM pack and the printer.

A telecommunications manager with a large international company, Lown has made full use of his system both for work and in his hobby of motor sport.

"I use it to run telephone traffic analysis. It is not complicated, just number-crunching, but there is a good deal of work involved and it saves me plenty of time", he said.

He has developed a program to display details and

results of motor rallies. A friend has built him a regulator for converting 12V supply to the 9V needed for the Sinclair to be used away from a mains supply.

It had its first showing in the Cossack Rally in North Humberside. At the start it listed details of the competitors, scrolling them up so that all of them could be included. At the end it provided the results.

"It took about 25 minutes to input all the figures but we were able to do it as the cars arrived, so the results were ready within two minutes of the last competitor finishing, which was the time needed to sort through all the information," Lown said.

He first had contact with computers 25 years ago and was a founder member of the Hull and district branch of the British Computer Society. In those days he was working on a National Elliott machine which, though having the same capacity as the ZX-81, was the size of "a side of a house".





## Britain

**Aylesbury ZX Computer Club:** Ken Knight, 22 Mount Street Aylesbury (5181 or 630867). Meetings: first Wednesday and third Thursday of the month.

**Doncaster and District Micro Club:** John Woods, 60 Dundas Road, Wheatley, Doncaster DN2 4DR; (0302) 29357.

**Edinburgh ZX Users' Club:** J Palmer (031 661 3183) or K Mitchell (031 334 8483d). Meetings: second Wednesday of the month at Claremont Hotel.

**EZUG-Educational ZX-80/81 Users' Group:** Eric Deeson, Highgate School, Birmingham B12 9DS.

**Furness Computer Club:** R J C Wade, 67 Sands Road, Ulverston, Cumbria (Ulverton 55068). Meets every other week on Wednesday evenings.

**Glasgow ZX-80/81 Users' Club:** Ian Watt, 107 Greenwood Road, Clarkston, Glasgow G76 7LW (041 638 1241). Meetings: second and fourth Monday of each month.

**Hassocks ZX Micro User Club, Sussex:** Paul King (Hassocks 4530).

**Inverclyde ZX-81 Users' Club:** Robert Watt, 9 St. John's Road, Gourrock, Renfrewshire, PA19 1PL (Gourock 39967). Meetings: Every other week on Monday at Greenock Society of the Deaf, Kelly Street, Greenock.

**Keighley Computer Club:** Colin Price, Redholt, Ingrow, Keighley (603133).

**Merseyside Co-op ZX Users' Group:** Keith Driscoll, 53 Melville Road, Bootle, Merseyside L20 6NE; 051-922 3163.

**National ZX-80 and ZX81 Users' Club:** 44-46 Earls Court Road, London W8 6EJ.

**North Hertfordshire Home Computer Club:** R Crutchfield, 2 Durham Road, Stevenage; Meetings: first Friday of the month at the Settlement, Nevells Road, Letchworth.

**North London Hobby Computer Club:** ZX users' group meets at North London Polytechnic, Holloway Road, London N7 each Monday, 6pm.

**Nottingham Microcomputer Club:** ZX-80/81 users' group, G E Basford, 9 Holme Close, The Pastures, Woodborough, Nottingham.

**Orpington Computer Club:** Roger Pyatt, 23 Arundel Drive, Orpington, Kent, (Orpington 20281).

**Perth and District Amateur Computer Society:** Alastair MacPherson, 154 Oakbank Road, Perth PH1 1HA (29633). Meetings: third Tuesday of each month at Hunters Lodge Motel, Bankfoot.

**Scunthorpe ZX Club:** C P Hazelton, 26 Rilestone Place, Bottesford, Scunthorpe; (0724 63466).

**Sheffield:** Andrew Moore, 1 Ketton Avenue, Sheffield S8 8PA would like people interested in starting a club in the area to contact him enclosing a stamped-addressed envelope for details.

**Sittingbourne:** Anurag Vidyarthi (0795 73149). Would be interested to hear from anyone who wants to start a club near the Medway towns.

**Swindon ZX Computer Club:** Andrew Bartlett, 47 Grosvenor Road, Swindon, Wilts SN1 4LT; (0793) 3077. Monthly meetings and software library.

**Thames Valley ZX Users' Club:** Richard Shepherd, 22 Green Leys, Maidenhead, Berkshire SL6 7EZ; (0628) 21107 (evenings and week-ends). Hopes to start meetings on a regular basis.

**Worle Computer Club:** S W Rabone, 18 Castle Road, Worle, Weston-super-Mare BS22 9JW (Weston-super-Mare 513068). Meetings: Woodsprings Inn, Worle, on alternate Mondays.

**ZX-Aid:** Conrad Roe, 25 Cherry Tree Avenue, Walsall WS5 4LH (Walsall 25465). Please include sae. Meetings twice monthly.

**ZX Guaranteed:** G A Bobker, 29 Chadderton Drive, Unsworth, Bury, Lancashire. Exchanges information and programs throughout the country.

**ZX-80/ZX81 Users' Club:** PO Box 159, Kingston-on-Thames. A postal club.

## Overseas

**Belgium, France, Luxembourg:** Club Sinclair, Raymond Betz, 38 Chemin du Moulin 38, B-1328 Ohain, Belgium (322 6537468)

**Belgium, Netherlands:** Microcomputer Vereniging BZW, Paul Glenisson, Priester de l'Épéestraat 14, B-1200 Brussels, Belgium (322 7349954)

**Denmark:** Danmarks National ZX-80/81 Klub (DNZK), Jens Larson, Skovmosevej 6.4200 Slagelese, post giro 1 46 24 66.

ZX-Brugergruppen i Danmark, Boks 44, 2650 Hvidovre. Gratis medlemskab og gratis blad til enhver interesseret.

**East Netherlands:** Jonathan Meyer, Van Spaen Straat 22,6524 H.N. Nijmegen; (080 223411).

**Germany:** ZX-80 Club, a postal club; contact Thomas Jencyk, Hameln, Postfach 65 D-3250 Hameln, Germany.

**Indonesia:** Jakarta ZX-80/81 Users' Club, J S Wijaya, Jakarta, Indonesia.

**Republic of Ireland:** Irish ZX-80/81 Users' Club, 73 Cnoc Crionain, Baile Atha, Cliath 1.

**Singapore:** Sinclair Users' Group: Eric Mortimer, 1D Wilmer Court, Leonie Hill Road, Singapore.

**South Africa:** Johannesburg ZX80/81 Computer Users' Club: S Lucas, c/o Hoechst SA (Pty) Ltd, PO Box 8692, Johannesburg. Teaches Basic and machine code, interest in hardware.

Johannesburg ZX Users' Club: Lännert ER Fisher, PO Box 61446, Marshallstown, Johannesburg.

**Spain:** Club Nacional de Usuarios del ZX-81, Joseph-Oriol Tomas, Avda. de Madrid, No 203 207, 10, 3a esc. A Barcelona-14 Espana. International ZX Spectrum Club: Gabriel Indalecio Cano, Sardana, 4 atrico 2a, San Andres de la Barca, Barcelona. Send international reply coupon. Produces a bi-monthly magazine.

**United States:** Bay Area ZX-80 User Group, 2660 Las Aromas, Oakland CA 94661. — Harvard Group, Bolton Road, Harvard MA 01451; (617 456 3967).

# MEMBERSHIP FORM

I wish to join the Sinclair User Club and enclose my subscription of £12

Name.....

Address .....


.....

Send your coupons to Sinclair User Club, ECC Publications, 30-31 Islington Green, London N1 8BJ. Cheques should be made payable to Sinclair User Club.



# MEMOTECH Explores the Excellence of your ZX81

THIS MONTH -  
**2 NEW  
PAKS!**



MEMOPAK 16K

MEMOPAK 64K

MEMOPAK 32K

**MEMOPAK  
32K RAM**  
Operates in tandem  
with Sinclair 16K Ram  
to give a full 48K!



## Memotech's Memopak Range

All five of the currently available Memopaks are housed in elegant black anodised aluminium cases, and are styled to fit wobble-free onto the back of the ZX81, allowing more add-ons (from Memotech or Sinclair) to be connected.

<p><b>£ 68<sup>70</sup></b> <b>plus VAT</b></p>	<p><b>MEMOPAK 64K MEMORY EXTENSION</b> The 64K Memopak extends the memory of the ZX81 by 56K, and with the ZX81 gives 64K, which is neither switched nor paged and is directly addressable. The unit is user transparent and accepts commands such as 10 DIM A(9000). Breakdown of memory areas...0-8K-Sinclair ROM. 8-16K-This area can be used to hold machine code for communication between programmes or peripherals. 16-64K-A straight 48K for normal Basic use.</p>
<p><b>£ 43<sup>43</sup> / £ 26<sup>00</sup></b> <small>32K</small> <b>plus VAT</b></p>	<p><b>MEMOPAK 32K and 16K MEMORY EXTENSIONS</b> These two packs extend and complete the Memotech RAM range (for the time being!) A notable feature of the 32K pack is that it will run in tandem with the Sinclair 16K memory extension to give 48K RAM total.</p>
<p><b>£ 52<sup>00</sup></b> <b>plus VAT</b></p>	<p><b>MEMOPAK HIGH RES GRAPHICS PACK</b> HRG Main Features — • Fully programmable Hi-Res (192 x 248 pixels) • Video page is both memory and bit mapped and can be located anywhere in RAM. • Number of Video pages is limited only by RAM size (each takes about 6.5K RAM) • Instant inverse video on/off gives flashing characters • Video pages can be superimposed • Video page access is similar to Basic plot/unplot commands • Contains 2K EPROM monitor with full range of graphics subroutines controlled by machine code orUSR function</p>
<p><b>£ 34<sup>70</sup></b> <b>plus VAT</b></p>	<p><b>MEMOPAK CENTRONICS TYPE PARALLEL PRINTER INTERFACE</b> Main Features — • Interfaces ZX81 and parallel printers of the Centronics type • Enables use of a range of dot matrix and daisy wheel printers with ZX81 • Compatible with ZX81 Basic, prints from LLIST, LPRINT and COPY • Contains firmware to convert ZX81 characters to ASCII code • Gives lower-case characters from ZX81 inverse character set</p>

**Coming Soon...**

A complete range of ZX81 plug-in peripherals  
Digitising Tablet    RS232 Interface

We regret we are as yet unable to accept orders or enquiries concerning the above products, but we'll let you know as soon as they become available.

Access/Barclaycard Holders  
Please Tel: Oxford  
(0865) 722102  
(24 Hrs)

Please make cheques payable to MEMOTECH Ltd.

Please Debit my Access/Barclaycard\* account number

\*Please delete whichever does not apply

Please send me		Price	No	Total
64K RAM	£68.70 + £10.30 VAT	£79.00		
32K RAM	£43.43 + £6.52 VAT	£49.95		
16K RAM	£26.00 + £3.90 VAT	£29.90		
HRG	£52.00 + £7.80 VAT	£59.80		
CENTRONICS I/F	£34.70 + £5.20 VAT	£39.90		
Packageing & Postage	£2.00 per unit			
<b>TOTAL ENC</b>				

SIGNATURE \_\_\_\_\_ DATE \_\_\_\_\_  
NAME \_\_\_\_\_ ADDRESS \_\_\_\_\_  
TELEPHONE \_\_\_\_\_


We want to be sure you are satisfied with your Memopak - so we offer a 14-day money back Guarantee on all our products.  
Memotech Limited, 3 Collins Street, Oxford OX4 1XL, England Tel: Oxford (0865) 722102 Telex: 837220 Orchid G



---

# SOFTWARE SCENE

---



Buying a Sinclair computer is only the start of spending by many people.

The major expenditure is in software.

When the ZX-81 was launched there was little available but that has changed dramatically during the last year, with cassettes available for games of all kinds and more serious uses such as education and business. Our writers assess the quantity and quality of what is on the market.



Overview by John Gilbert

# Games are still dominating

**T**HE GROWTH of the ZX software market started slightly less than a year ago. Since then it has branched into three areas — games, business and educational. At the moment the market is centred firmly on games programs which, for the ZX-81 at least, are becoming very sophisticated. Initially that was not so, as firms were taking their first feeble steps into the software market and were discovering what the ZX-81 could do.

Some of the games cassettes produced by Sinclair for the ZX-81, called Super Programs, are examples of the poor quality of some of the earlier programs. They were produced by International Computers Ltd and the screen displays look as if they were from one of the company's remote terminal printers and not a durable medium like a television screen, with thousands of display and movement possibilities. The 16K Super Programs were only slightly better than 1K programs. What is surprising is that they were vetted

by Sinclair Research. ICL has just introduced a range of software for the Spectrum. Those programs, including the inevitable games pack and Fun to Learn programs, look like ZX-80 and ZX-81 programs with colour and sound and a few high-resolution graphics characters added to make the screen look more interesting. The programs were written for the 16K Spectrum and demonstrate none of its real capabilities.

The leaders in the software market seem to be those who produce well-presented games, with packing just as important as game content. Companies like Quicksilver and Bug-Byte produce colourful cassette case inserts and that is one reason why their programs sell well. Customers buy programs on first impressions, which usually means the description of the game on the cover and the picture are the decisive factors. Quicksilver Asteroids and Invaders packaging are colourful and help sell the product.

While there are many games

which are not value for money, several good programs have stood out from the rest during the year. Those programs have developed new ideas and given a twist to old ones. For instance, three-dimensional displays have caused a stir, in particular the J K Greye 3D Monster Maze and 3D Defender. There are other 3D mazes but the Greye version seems to be the best.

Another unwelcome trend in the early development of the software market was the conversion to ZX Basic of games which had been played on mainframe computers. One such game is Star Trek. Usually it was played via a remote teletype terminal which provided very limited display potential. That limited graphics format seems to have been transferred to the ZX versions of the game.


Several companies, including Silversoft, have produced Star Trek games with close resemblance to the mainframe version. The video display is, to say the least, drab. When the game was converted to micro-computer format the screen display could have been enhanced as well, making more use of moving graphics.

Versions have been produced for the Spectrum which are slightly better, with colour and sound, but not much better. There is nothing wrong with reproducing a game for various micros — unless it happens to belong to somebody else — but it is unnecessary to retain the rigid display of mainframes.

Discussions about software piracy and copyright have featured in the news recently. Until the various points of law about software copyright are settled, the situations where companies are at variance will recur again and again.

The companies which produce ZX software have so far had few problems.


Business software takes an ever-expanding share of the market, although it is still a small portion. Companies producing business software for Sinclair computers usually have made a mark on the software market with programs for other machines. The programs may not be as capable as programs for such machines as the Apple, which uses discs, but companies like Hilderbay have done a good job in taking professional business programs to the ZX market.





With the release of the Spectrum, the RS232 interface and micro drives, the ZX software market should attract many more business users. Educational software is something of a neglected area in the ZX market. Some companies like ICL, Calpac and SciSoft, have made it their business to produce educational programs. The quality so far is good but the range seems to embrace only pre-school and junior education.

A computer, especially one as cheap as the ZX-81 or Spectrum, is ideal as a teaching aid. It does not become angry with a child for not learning; it will allow tests and information to be accessed when needed; and it will mark tests done by a child speedily. It also seems



that children have a higher retention rate when learning with a computer. There is no reason why the software range should not include programs for A level candidates or even university students.

It would be disappointing if an area in which ZX computers are so useful is not exploited more widely and now that the Government grant scheme has been extended to ZX computers, there is no reason why it should not be.

Machine code and advanced Basic programming is becoming of interest to Sinclair users. The number of assemblers, disassemblers and toolkits on the market is helping users to explore their machines and exploit them to an even greater degree.

The use of an assembler makes it possible to forget all about machine code as numbers and to learn the Z-80 operation codes. The idea is good but many of the assemblers produced for ZX machines are

difficult to use. The essence of success when dealing with other than a high-level language is user friendliness. If a program is to be helpful to a user who is breaking new ground that must be the prime consideration. Many of the earlier programs were very short of explanatory material and introduction booklets were almost unheard of. The most companies used to include with a tape was a four-page leaflet with short operating instructions.

Fortunately it is one area of the market where there has been definite improvement. Companies such as Artic and Picturesque provide handbooks with their assemblers and monitors. That makes comprehension much easier and gives the user so much more power over the computer.

For the user who does not want to use machine code, many companies have produced a variety of toolkits. They are machine code routines which will enhance program graphics, re-number programs, and find the amount of user memory remaining in the machine. JRS Software produced a Toolkit to help the Basic programmer to type-in the program code and the Graphics Toolkit can be added to enhance the graphics with drawing routines and scroll left and right.

The software industry will change further in the next few months with the introduction of Micronet, a system which, among other things, will allow users to receive programs for their machines from a central database via the telephone. Eventually that could mean the phasing-out of software distribution as it now exists. Cassettes could disappear from over-the-counter sales, as programs will be down-loaded directly into a machine and stored on disc or tape.

Telesoftware is workable and there will be more prolific use in the near future. Until then, cassette is the sales medium for ZX software.

The market has expanded well in the last year and should continue to grow. Games software has been the most-explored area so far but soon, with the expansion of the Spectrum, business and educational uses will expand. It is the hardware which inflicts limitations on a computer but it will be the software which will show whether ZX computers can be used for serious applications.

Adventure games

# Ripping yarns

**I**F YOU enjoy delving into rat-infested dungeons, crawling through dimly-lit caves, and wandering round long-abandoned mine workings, Adventure is for you. Your powers of memory, logic and patience are tested to the limit as you take life-and-death decisions in your search for fame and riches — all without leaving the comfort of your chair and with only one risk to your physical well-being. That is a severe headache after bashing your head against the wall when your latest seven-minute Adventure failed to load for the fifth time.

Adventure is a role-playing game, where after being told about your immediate environment, you can enter commands such as "Go west", "Take keys", "Throw knife". The computer will then provide an appropriate response, such as a new room description, "You missed", or some other message. You may encounter fabulous treasures, or perhaps only mundane objects, although they may, if used correctly, be the key to a still greater fortune.

You will probably need to make a map as you proceed to have some chance of re-tracing your steps to the entrance. Natural — and unnatural — hazards abound to prevent your escape and it should take many delvings to discover all that an Adventure contains.

Computer Adventures are a surprisingly recent invention, the original having been written on a mainframe in 1976 by William Crowther and Don Woods at Stanford University in the U.S. It is a remarkable achievement when you consider that, until recently, Fortran, the language they used, had none of the string-handling facilities of Basic. Until two years ago, Adventure was strictly the preserve of computer professionals but the growth of micros has resulted in far wider use.

For this review of Adventure games for the ZX-81, we looked at every Adventure and Adventure-



type game which could be. They vary a great deal, from the traditional descriptive type to real-time graphics games, so we have tried to judge each on its merits rather than compare one to another.

One employer told his staff recently to take Adventure off the computer at work, as they were running out of disc space. That being such an unreasonable instruction, they checked how much memory it used and found that the program and the data it required occupied more than a quarter of a million bytes. So, not surprisingly, all the ZX-81 games require 16K RAM packs.

The logical program with which to start is the Abersoft Adventure, which attempts openly to pack as much of the Crowther and Woods' original into 16K as possible. As the writer was usually hopelessly lost in the maze in the Adventure at work, he was hoping that perhaps lack of memory had forced the omission of the maze from the Sinclair version. Not a chance; on the first attempt he went straight into it like a homing pigeon. The maze seems like quicksand; the more you struggle to escape the deeper you sink.

At that point he asked a friend who had acquired a good knowledge of the original Adventure to try from the beginning. It was found that all the locations and objects were in the correct places, although the location descriptions were shorter. It was even discovered there was a

new area not entered previously.

The program is written in 13K of machine code and 1½K of Basic, with more than 70 words which can be recognised as commands or objects, and a large number of locations. The game has been written with remarkable efficiency; location descriptions are built-up from individual words and phrases rather than stored *en bloc*. Being machine code, the program is very fast. At any time you can find your score and also save your current position on tape to continue later.

At £10, it is an expensive program but it is a remarkably good version of the original Adventure and well worth the money if you want to see what sparked the entire process.

Hilderbay is best-known for being the "serious" software company supplying business programs, but it has also forayed into the world of games and its Gold is a non-graphics 13K Adventure written in Basic. The object is to search for gold hidden in a network of caves and mines in the Yukon. All instructions are entered as a single letter, O for Open, G for Get, including references to objects such as Gold and Keys.

There is a sizeable network of logically-connected caves and rooms, although there are few objects. If you manage to find the gold, things change mysteriously. At any time you can learn your score and there is an added bonus if you manage to escape with the treasure.

At £8, with a word game included, Gold is reasonable value but could have been better with a few more objects — and word rather than letter input.

Bug-Byte offers two adventure-type games, the latest of which, Dictator, is a brilliant simulation of a banana republic; since it has no locations, no objects, and no movement of any kind, it is not an Adventure so it is not included.

The other is The Damsel and The Beast which is a graphics-only 9K Basic game. The setting is an unlit palace of 35 rooms, containing a beast for bashing, a damsel for rescuing, and a few holes into which you can fall. That calamity should be avoided by using the limited supply of torches available and you are also provided with some powerful clubs if you should wish to knock down a wall or kill a monster.

After being set-up randomly, the layout of the rooms does not change, so a logical approach is rewarded. Movement, and the use of clubs and torches, is by single-letter commands and the beast continues to move of its own accord while you decide what to do.


The game is not desperately fast and while in progress there is little to look at, although you are provided with a map of the events at the end. There is no score given but there are three levels of play and even the easiest of them is difficult enough. It is not a game for Space Invader addicts but if logic and patience are your virtues, it is one to consider. It is on the expensive side at £6.50.

Quest, from Serious Software, is clearly based on the non-computer Dungeons and Dragons fantasy role-playing game, with the computer-man pitting his strength, constitution and dexterity against wandering monsters. It is a non-graphics game written in 12½K of Basic and is made up essentially of vampires, rats, werewolves and suchlike. If you can keep the fiends off your back for long enough there are potions, keys and other objects to be found and substantial amounts of treasure to be acquired.

Movement and fighting is done by single-key input, which can be confusing, since the same key may mean different things depending on what is happening around you, e.g., F may mean move Forward or Fire magic arrow. You can always ask for a status report and, if you can put







together sufficient treasure, the delights of different levels are offered.

At £5.95 for Quest plus a Star Trek, Mastermind and Reversi included, it is good value for the nimble-fingered.

Adventure from Simpson Software has its origins in the Crowther and Woods' original but is set in a mythical castle containing evidence of an extraordinary mixture of living beings—hobbits, dwarfs and pirates, among others. It is a non-graphics adventure with 25 logically-connected locations written in 11½K Basic.

The method of processing instructions entered by the player is unusual; instead of checking for individual words, as most Adventures do, the input string is compared in a large series of if-then statements. That makes it reasonably fast, but means there is a very limited vocabulary; e.g., you must refer to a Ming vase, not just a Vase. One weak point—answers to Yes or No questions are not validated, so a NEWLINE stops the program.

There are plenty of treasures dotted about, a hidden lower level and a maze into which you can fall.

A score is kept, though our earliest attempts ended in negative scores. It is an unpretentious program, reflected in its price of £3. It would make a good introduction to anyone new to the concept of Adventure who wants to start with something reasonably simple.

Phipps Associates offers three complete Adventures on one tape, plus a detailed instruction program. All the games are written in 15K of Basic and the first two are based on Trevor Toms' Adventure-writing program from his book *The ZX-81 Pocket Book*.

Greedy Gulch is set in a Wild West ghost town with more than 20 locations, plenty of objects which have to be collected and used in a logical sequence, and a vocabulary of more than 50 words. It is not particularly fast—around 10 to 12 seconds to process instructions—but it has some graphics in the form of a simple but useful map. There is no score but to compensate there is a hint feature.

The second is the non-graphics Pharaoh's Tomb, which has more than 60 locations, made possible by giving only short descriptions, and

more than 20 objects. It runs slightly faster than Greedy Gulch, despite an even larger vocabulary, and has a score but no hint feature.

It shares with the first program some poor spelling, although Phipps Associates is by no means the only culprit where that is concerned.

Magic Mountain has witches, wizards and spells, and an assortment of mystified objects. It also has a maze which, as usual, we discovered very quickly. It needed a solid guilt-ridden hour of cheating to get out, despite using one of the hints available in the form of cryptic crossword-type clues. All three programs are excellent Adventures and at £5.95 complete they are undoubtedly the best value for money of all the Adventures we have seen so far.

Artic Computing advertises three Adventures, with the rather uninspired titles of A, B and C. They are written in machine code and seem to be from the same original master program, so we can probably expect more adventures in the future.

Adventure A appears to be 12½K long but on closer inspection a fair amount of this seems to be empty. It has about 20 locations, a similar number of objects, and along with the other Artic games, a large vocabulary of more than 100 words.

The setting is an alien planet which you are trying to leave, and there is a green man to deal with, a spaceship to find, and even a computer—they are everywhere. Unlike the other two games, you cannot save your present position to return later.

Adventure B is set in an Inca temple, is 11K long and is the only one of the three to give you a score. For what it is worth, ours never went above zero. This game has 50 locations with short descriptions and more than 25 objects, not including the treasures, which, as in all the Artic games, need to be used at the proper time and in the proper combination to be useful.

There were some difficulties with this game. It was sometimes very strict about the word required at a certain point; for example, you cannot go "Up" the stairs, they must be "Climbed".

The 13K Adventure C is the biggest of the three and is set on an alien spaceship. The object is to press a control button somewhere which will release your ship from



the fiendish Gravitron Beam and allow you to escape. The program contains more than 35 locations and 40 objects, and is on two levels separated by a hidden door. Despite having spent hours exploring and manipulating objects on the first level, we still have not been able to break through.

Having cheated furiously we know that, apart from the control button, the other level contains more rooms and objects and a distinctly X-rated Android we would like to meet.

All three programs respond to "Help", although rarely helpfully, and "R" repeats the room description.

Despite the large vocabulary, the response time is, to all intents and purposes, instantaneous, which makes a difficult and frustrating adventure easier to bear.

All the programs use the Artic keyboard scanning routine, which means that there is no response to the break key. The only way we have found to stop the programs, so that we could make a security copy, is by entering three or four Newlines and then a complete line of letters which overloads the display file and stops the program with a "5" error.


Having done that, we discovered that the instructions for Adventure C had the name of the program wrong. The filename is ADVENT C, not ADVENT as stated.

At £5, £7 and £7 for A, B and C respectively, they are all good value and will take many, many hours to master.

Catacombs from J K Greye is an all-graphics-real-time game. There is no chance of having to think about where to go next on this one, as your strength steadily drops whether or not you are doing anything.

As you move around using the standard cursor controls, the surrounding area is revealed. Each level of the catacombs comprises a random set of inter-connected rooms containing random amounts of food, F, gold, £, and monsters — O for Ore, D for Dragon. Depending on your strength you can either fight the monsters or run away and, if necessary, you can even tunnel through the walls.

The program is written in 9½K Basic and 2K of machine code. Despite the machine code, the game takes more than two minutes to set up. Something else to watch for is



the Exit, X. If you go through it you have a two-minute wait for the next level to be set up.

This is a nicely-done graphics game with your strength and score, the amount of gold you have amassed, shown on-screen. At £5.95 it is a little expensive and would be greatly improved if the setting-up could be converted to machine code, since beginners may find the setting-up lasts longer than the game.

We have to admit that the Giltrole Nasty Mountain nearly had us beaten. After playing the game, studying the listing, and cheating furiously, we finally managed to get out with a score rated as "awful".

The idea is to cross a mountain via a set of seven logically-connected caves. Your tortuous path from one cave to the next is shown graphically, and the caves may contain objects, mainly edible, such as apples and carrots. The nasties are not all that fearsome, being rabbits and chickens, but they have to be treated in the proper way if you want to get anywhere.

The program is written in 12K of Basic and runs at a gentle pace.

Movement and picking-up objects can be done with whole words or abbreviations if preferred but you are told your score only if you manage to get out. You can enter "Help" if you get stuck but all that happens is that the program determines whether or not it is still possible for you to escape, which is scarcely helpful.

This is a well-presented logical Adventure and £4.95 is a fair price.

Philip Joy's non-graphics Cathedral Adventure is written in 15K of Basic and describes more parts of a cathedral than we ever knew existed — more than 30, in fact. Short descriptions are given, sometimes including a cryptic clue — no pun intended — and more than 70 words are recognised, although the input processing routine can be slow, sometimes nearly 30 seconds.

Some of the treasures which are scattered around may be required later in the adventure, although we have not yet got beyond the Mad Monk to find out.

Plenty of invention has been used in working-up the locations, and some of the spelling, too, in this game, which costs £7.50.



Psion offers a tape with two sci-fi adventure-style games, written in 9K and 14K of Basic. The task facing the intrepid adventurer in Perilous Swamp is to rescue a princess and return safely, having fought, or bribed, monsters at every turn. You are given a map to help you and a new layout is produced for each game.

The monsters, their strength, and the amount of treasure they are guarding are generated randomly at each step; you have to decide how much strength to use in overcoming them, or how much to offer as a bribe.

The second Psion program, Sorcerers Island, is a cross between the first and more traditional Adventures. The detailed map is the same for each game and takes nearly a minute to display. There is a small vocabulary, move, fight, and so on entered as single letters, some objects, and even a rather ponderous maze. As you try to find the way off the island you use up your Life Points and hope to increase your Treasure Points.

All the foregoing adventures are designed for the ZX-81. As yet, few have been converted for the Spectrum. One company which has already moved into the market is Avon Software.

It has produced a game in the classic style for adventurers. Zolan's Tomb is in two parts. The introduction and instructions are loaded first and the game can be loaded after they have been understood. The player has to search for the legendary Zolan's Tomb and the game seems to require an intelligence of near genius level to be solved.

**Abersoft**, 7, Maesafallen, Bow Street, Dyfed SY24 5BA.

**Artic Computing**, 396, James Reckitt Avenue, Hull HU8 0JA.

**Bug-Byte**, 98-100, The Albany, Old Hall Street, Liverpool L3 9EP.

**Giltrole**, PO Box 50, Rugby, Warwickshire CV21 4DH.

**J K Greye**, 16 Park Street, Bath, Avon BA1 2TE.

**Hilderbay Ltd**, 8-10, Parkway, Regents Park, London NW1 7A.

**Philip Joy**, 130, Rushgreen Road, Romford, Essex.

**Phipps Associates**, 99, East Street, Epsom, Surrey KT17 1EA.

**Psion Computers**, 20, Clifton Court, Maida Vale, London NW8 8HT.

**Serious Software**, 7, Woodside Road, Bickley, Kent BR1 2ES.

**Simpson Software**, 21, Tuttle Lane West, Wymondham, Norfolk.

Phil Garrett assess toolkits

# Adding polish to rough programs

**T**HERE ARE two types of programming aid and which type you use will depend on whether you want to write in Basic or machine code. Toolkit routines provide a series of machine code programs to execute such operations as line re-numbering, scroll left and right on the screen, and to indicate to the user how much memory remains. They provide extensions to the Basic language. Assemblers, disassemblers and machine code editors are examples of the other types of programming aid. They are designed to help people programming in machine code who do not want the complications of programming in hexadecimal or looking for bugs in lists of numbers.

Even a program which is a jumble of embedded subroutines and GOTOs every other statement looks well-planned when all the line numbers increase in tens. Re-numbering is probably the main reason for the purchase of a toolkit program and is the only function included in every one at which we looked. The range of other functions offered is very wide and some of them seem to have been put in just to make a program appear more substantial, rather than because they are useful.

Hewson Consultants offers two programs, a straightforward Renumber and a more sophisticated Toolkit. Both can be used on ZX-81s with either the standard 16K RAM or with the increasingly-popular 48K and 64K RAM packs. They require the user to re-set RAMTOP before the program is loaded, which can be annoying, especially when you forget to do it.

Renumber takes 1K and a USR call re-numbers your Basic program in steps of five, starting from 5. Other values for the step size and starting number can be POKEd in and it will always re-number to the end of the program. The routine takes about 50 seconds in Fast mode to re-number 5K of Basic.



A problem with which all the re-numbering programs have to cope somehow is the very useful but very non-standard Sinclair GOTO — and GOSUB. The GOTO 1000 + 100\* A and GOSUB X are seen in few, if any, other dialects of Basic, and are too sophisticated for a re-numbering program to cope with, so have to be tinkered with afterwards.

Another non-standard feature is the jump to a non-existent line number; Sinclair Basic simply continues looking until it finds a line, whereas most Basics will stop with an error if the line does not exist. A measure of the usefulness of a re-numbering program is what assistance it gives to the programmer in resolving those difficulties.

To return to the Hewson Renumber, computed GOTOs and jumps to non-existent lines are highlighted in reverse video after re-numbering. The arithmetic expressions — e.g., GOSUB 1000 + INT (10\*RND + 1) — can appear rather distorted, so it would be as well to have a copy of the original program to which to refer.

Hewson's Programmers' Toolkit requires 3K above RAMTOP and includes routines to copy or delete blocks of Basic lines and a number of machine code monitor functions. The re-number works in much the same way as the previous program, except that an end number can also be given; the numbers are prompted for, rather than having to be POKEd in. The Toolkit seems to consist mainly of lines of Basic starting from 9000, which are added to your Basic program with a USR call. RUN 9000 will then run the Toolkit, which displays a menu of functions. There is a



hexadecimal loader and lister and a routine to copy bytes from one place to another.

More useful are the functions which can display the line numbers of lines containing a particular string of characters or tokens you want to find — e.g., computed GOTOs — and REPLACE, which allows a string of characters to be exchanged for another of equal length. Both routines are slow to execute.

The program is not very robust; the hex lister did not work, the re-number duplicated line numbers when the increment was set too large, the program crashed several times. The instructions for both programs are brief, but adequate. Renumber costs £4.95 and Programmers' Toolkit £6.50.


The JRS Software Toolkit also requires the user to re-set RAMTOP and takes 1K. A great deal has been packed into that 1K but ease of use seems to have fallen by the wayside. The re-number requires all statements such as GOTO 25 to be changed to GOTO 0025 before it will work. Computed GOTOs and jumps to non-existent lines are ignored completely. Starting line and increment can be changed with POKES and the routine needed eight seconds to re-number 5K.

There is a search-and-list function which could be used to find all occurrences of GOTOs and GOSUBs, so that they could be changed to the required format. There are also search and replace and memory-left routines, plus three graphics routines, Hypergraphics mode alters the start address of the ZX-81 ROM character table and produces interesting but useless effects; Fill fills a specified number of lines with a chosen character; and Reverse inverts as many lines on the screen as required.

At £4.95 the program demands a great deal of care and effort from the user, which surely is not the purpose for which utility programs are intended.

The ACS Software Progstore allows a small — fewer than 2,750 bytes — Basic program to be stored above RAMTOP. The program can then be called, with USR, and acts rather like a subroutine. Any variables used in the stored program must already exist.

On the other side of the tape are



four small Toolkit programs which can be used with Progstore. Hexloader and Hexlister are obviously fillers and a waste of time; no addresses are shown, so it is difficult to interpret what appears on the screen. Progmod-1 allows larger programs to be stored above RAMTOP by modifying Progstore. Renumber works only in steps of 10 from line 10 and, incredibly, the entire program will crash — if it encounters a computed GOTO — or jump to a non-existent line number.

The other ACS cassette contains Progmerge, which allows all or part of a Basic program to be stored above RAMTOP and then merged with a second program, the whole lot then being re-numbered. The instructions did not indicate what size of program could be stored and a 3K program was too big.

The ACS assembler and disassembler programs are impressive, so the poor quality of its re-number routine is surprising. It can be used only with the utmost care. The instructions are clear, with helpful examples. Progstore/Toolkit costs £7.50, and Progmerge £5.50.

ACS, however, has now produced Progmerge (version two) which is said to have overcome the problems. The program costs £5.50 and anyone with the first version who wants it updating can have it done by ACS at a cost of £1 plus 25 pence for postage and packing.

At 4K, the dK'tronics ZXED toolkit is bigger than the others and re-sets RAMTOP automatically. The program is controlled from six lines of

Basic 9990-9996 which are added to your program with a USR call; RUN 9990 starts the toolkit and gives an inverse E prompt, waiting for one of 11 commands. Whichever is chosen, full prompts are given and, if anything goes wrong, 10 special error codes will identify why and where it happened.

Renumber prompts for start and end line numbers, new base and increment. It then looks through the Basic and if it encounters a computed GOTO it will stop with report "Q/line no.". The user can then insert a REM into the offending line and continue with the re-numbering. Impressively, jumps to non-existent line numbers will be re-numbered correctly, e.g., 5 REM 15 REM 25 GOTO 10 will become 10 REM 20 REM 30 GOTO 20. It took less than one second to re-number 5K of Basic.

Find will display the lines — not just the line numbers — containing a specified string, so it can be used to find the REM GOTO X lines after re-numbering, and Alter will replace a string. Blocks of lines can be copied, moved or deleted, stored above RAMTOP and re-inserted into another program. Bytes tells you the amount of free memory remaining.

It is a most impressive program, fast in execution, with clear and full instructions and helpful error codes. At £6.95 for the cassette version and £9.95 for an EPROM version, it stands out from the rest of the field.

Judging by the popularity of Space Invader-type arcade games for the ZX-81, and of books such as



Toni Baker's *Mastering machine code on your ZX-81*, it seems that ZX-81 owners want not only to run machine code programs but write them, too.

Bug-Bytes ZXAS assembler is in 5K of machine code, with a few lines of Basic to operate it. The program re-sets RAMTOP automatically and loads itself above it, so that assembler source programs can be loaded and saved separately. Lines of mnemonics are entered in REM statements, with multiple instructions allowed, provided they are separated by semi-colons. Up to 256 labels can be used in the form :LO to :L255, and comments may be placed after a "\*". Full-stops are used instead of commas — e.g., LDA.H — which makes typing instructions easier and numbers may be entered in decimal or hex. When the assembler is run, you are prompted for the starting address for the resulting machine code.

It is worth using a REM statement at the start of the program and compiling the machine code from 16514. The assembler code is then displayed on the screen in the format source line number; address (in hex); opcode and data (in hex); Z-80 mnemonic. If there is an error, the assembler stops with an error code, so it is not difficult to build a syntactically-correct source program.

There is at least one bug in ZXAS; the SUB A,n instruction does not work but it can be replaced by AND A; SBC A,n which does the same. ZXAS is a remarkable program and is excellent value at £5.

The other ZX-81 assemblers are produced by ACS Software and

Artic Computing. The ACS one is similar to ZXAS in size and operation, with instructions entered in REM statements and labels available in the form Q.1:Q.255:.

Data must be entered in decimal rather than hex and there is a useful DFB function which allows you to specify the contents of a particular byte during assembly, so you can have messages embedded in your machine code.

The assembled listing display is slightly different from ZXAS; you are given the decimal address, hex op-code and data, and then the mnemonic.

The ACS assembler is also excellent value at £5.50 and the use of either this program or ZXAS is the single biggest step to proficiency in machine code programming.

Neither program sets out to teach assembler, so a book will also be needed. The thorough but expensive *Programming the Z-80* by Rodney Zaks is recommended but there are now several books available specifically for machine code programming on the ZX-81.

The ZX Assembler from Artic Computing provides an easy introduction to writing machine code routines for the ZX-81. The package includes a glossy manual which takes the beginner through the various operations of the program and includes a reading list of recommended books. The program compiles the Z-80 op-codes of the user program from REM statements. Ordinary text which is to be printed on the screen can be written directly into the code to be assembled and will be turned auto-

matically into hexadecimal. Disassemblers convert machine code into mnemonics, making it easier to analyse and amend. The ACS disassembler can be used at the same time as its assembler and provides mnemonic listings in the same format. All addresses are shown in decimal and destination addresses are shown for relative jumps rather than the displacement, which is an excellent idea.


All the other disassemblers have additional features to assist with editing and debugging machine code. Campbell Systems 4K disassembler uses plenty of Basic and its machine code occupies the 16514 onwards area of RAM. It has a handy facility to step backwards and displays contents in hex, with addresses and mnemonics in decimal.

You cannot dump direct to the printer and you have to use the break key to return to Basic. Machine code can be entered and individual bytes changed, using hex. This program, price £4, has been available since June, 1981 and has perhaps been superseded by some of the others on the market.

The Aylesbury ZX Computer Club has decided courageously to enter the software fray with its disassembler. It is a very large program (14K) and runs a little slower than the others. The display, which can go to screen, printer, or both, is unusual; addresses, contents and mnemonic data are given in both hex and decimal and the display allows one line for each byte. There is also a facility to enter machine code from address 30000 in either hex or decimal or an Edit function to alter a byte or copy a block of bytes from one area of RAM to another. It is good value at £3.50 plus 50 pence for postage and packing.

Bug-Byte ZXDB disassembler can be used in conjunction with its ZXAS assembler and occupies 4K from address 16514. It works entirely in hex and does not dump to the printer, although you can circumvent that by disassembling 12 lines or so, then calling 0869H, which is the Sinclair ROM COPY subroutine.

Another disadvantage is that some of the mnemonics belong to the 8080 rather than the Z-80, e.g., LDA, (HL) appears as LDA.M. It has a very large number of sophisticated monitor functions, so it is included in the monitors. ZXDB costs £6.50.





MicroGen Debug is also a disassembler with some monitor functions, works entirely in hex, and can be used with a printer. Care has to be taken when transferring from Basic to Debug and back, or the ZX-81 will crash. The monitor display is impressive, although more detailed instructions would have been helpful. The program lives above RAMTOP, which it resets automatically, and costs £3.95.

ACS Debug can be used in conjunction with the ACS assembler and disassembler to provide a complete, if rather expensive, machine code writing package. It stores above RAMTOP, uses decimal numbers only, and does not dump to the printer. Once again, it costs £5.50.


The Picturesque ZX-MC is another sophisticated monitor; it is rather like a separate operating system. You cannot use it with any existing machine code programs, as it uses low memory and has its own stack in high memory. It has its own loading and saving routines which operate at twice the speed of the ZX-81. The program is complete with a comprehensive manual for £7.50 but its incompatibility with other programs seems to be a serious disadvantage.

The Taurus Machine Code Monitor is placed above RAMTOP and is available as a cassette and also in EPROM form as part of its 16K RAM pack system. With the latter you can switch from 14K RAM plus 2K monitor to the full 16K RAM. Apart from the usual functions, it has a helpful hex calculator and a facility to create REM statements of any length. It also has a comprehensive manual at £7.50 in cassette form, and the RAM-pack system costs £48.

ACS has also produced an assembler and disassembler for the Spectrum. The assembler is Ultraviolet. It contains the usual functions of an assembler and pseudo-instructions including a routine to insert ASCII characters in a specified region of memory. The program also allows the use of labels to refer to memory locations to which a user may wish a machine code program to branch. The program is very easy to use and should cause no difficulty for anyone who has just started to learn about machine code programming on the Spectrum.

Infrared is a disassembler, also from ACS. The program is just a disassembler and includes no routines which could help a user debug machine code programs.

Picturesque was one of the first companies to offer a Spectrum machine code monitor. It includes disassembly and debugging routines and can be used on a 16K and 48K Spectrum. The program will disassemble any area of memory, including the Basic ROM. The ZX printer can be used with it to print-out disassembled code and lists of hexadecimal numbers. The monitor can also be used to display the CPU registers after a breakpoint has been made in the machine code routine. That will show the state of the registers after certain operations have been performed on them and is useful when debugging a program. When Picturesque releases an assembler which can be used with the monitor, the user will have a very powerful machine code writing tool.



ACS, 7, Lidgett Crescent, Roundhay, Leeds LS8 1HN.

Aylesbury ZX Computer Club, 12, Long Plough, Aston Clinton, Aylesbury, Bucks.

Bug-Byte, 98-100, The Albany, Old Hall Street, Liverpool L3 9EP.

Campbell Systems, 15, Rous Road, Buckhurst Hill, Essex IG9 6BL.

dk'tronics, 23, Sussex Road, Gorleston, Great Yarmouth, Norfolk.

Hewson Consultants, 7, Grahame Close, Blewbury, Didcot, Oxon OX11 9QE.

JRS Software, 19, Wayside Avenue, Worthing, Sussex BN13 3JU.

MicroGen, 24, Agar Crescent, Bracknell, Berkshire.

Picturesque, 6, Corkscrew Hill, West Wickham, Kent BR4 9BB.

Taurus, 47, High Street, Baldock, Herts SG7 6BG.

Education uses

# Low-cost teaching

**S**inclair Research has succeeded in its campaign for inclusion in the Micros in Schools Scheme. The Government funding scheme is intended to encourage the introduction of computer power to schools at a fast but sensible rate. Restricted previously to secondary schools and involving only the BBC micro and the Research Machines 380-Z, the scheme is to be extended to primary level and to include the Spectrum.

The MIS scheme has always had its critics, among whom are, of course, Sinclair users. It has been claimed frequently by teachers that, despite the exclusion of Sinclair from the original scheme, there are more ZX-81s in use in schools than all other micros combined.

Cost is the reason as much as anything else; one can buy six ZXs for the price of the cheapest version of the machines in the scheme.

The inclusion of the Spectrum in the Government list of machines approved for support in primary schools is, of course, a victory for Sinclair and a recognition of commonsense arguments.

If that implies that Sinclair micros are not suited to use at secondary level and above, that implication can be refuted by looking at the educational uses of micros at all levels. The question to air must simply be whether the ZX range can cope with educational needs. If the machines can, their remarkable cheapness is an added bonus, in that several can be used instead of one larger machine.

Educational uses can be broken-down into a number of categories:

Computer awareness — the aim being to maximise familiarity with computers, their use, their uses and their abuses. Many schools include at least a few hours of such work in general courses followed by all pupils.

Computer studies — the use of computer hardware as the apparatus of the formal examination-orientated computer science teaching.



Computer-assisted learning — in which computer power is one of the many resources available for maximally-effective teaching in most subjects.

Administration — with the computer aiding the general running of a school, as in the case of any other business.

Data capture and process control — again helping, as in any other relevant business, with equipment interfacing.

Computer awareness concerns the provision of courses and experience designed to make all future citizens familiar with computers and their strengths and weaknesses. It is surely potentially the most important aspect of work in primary schools, as well as at secondary level; all other applications affect only the minority of pupils but this is essential for everyone.

It is also important in the sense that it can, and must, involve a large proportion of the staff of a school; at the moment there are surprisingly few teachers who know much about computers.

Computer awareness almost explicitly excludes hands-on experience and programming skills. Many schools with no computer power available have developed successful schemes of this nature in the last few years. It is a pity that happens and now there is no need to teach about computers without showing one in use.

Which one to show in use? The 1K ZX-81 may be programmed to

emulate every aspect of computing one may wish to discuss in awareness classes. The 16K ZX-81 or Spectrum, with printer, can do so even better and in more depth but the programs need more effort to write.

Courses of that level need to deal with such things as the principles of data processing, the databank, number-crunching, interfacing. Computing in situations such as hotel booking, banking, office work and the laboratory can all be modelled adequately and cheaply by the ZX micros.

Perhaps the best way of consolidating computer awareness is for the majority of teachers to use computers as a resource in their teaching.

That takes us to the vitally important area of computer-assisted learning. The success and significance of Sinclair micros may be gauged from the facts:

There are about 25 software houses specialising in ZX learning products; two of them, AVC Software and Rose Cassettes, are well-established and successful.

The educational MUSE software Library — administered by EZUG — contains some 50 ZX cassettes — after only six months more than are available for any other micro.

The first software and the first publication in the Spectrum market were both for education, both from AVC Software.

The majority of those products

can be classified as computer-aided learning material; between them they offer assistance in 12 school subjects. EZUG has estimated that a complete library of CAL programs covering the needs of children aged from five to 16 would need to contain upwards of 5,000 titles.

Any assessment of the validity of a given micro for education must rest in particular on its ability to cope with the formal needs of formal computing courses at CSE level and above.

Those needs are two-fold. First, the students have to undertake a fairly lengthy programming project, assessed as up to one-quarter of the marks for the examination. Second, they must have equipment available with which they can practise and explore the various concepts studied.

There is little difficulty with the project; the student must demonstrate his programming ability and that will be restricted, to some extent, whatever machine he uses. This year, for the first time, ZX-81s have been used for computing projects even at advanced level.

The equipment involved needs to be easy to use and readily-available and must include a printer. The ZX is by far the best in that context as it meets the requirements so cheaply that schools can readily have a fair number of keyboards available. The aim must be at least one between each two students.

If one spends money on ZXs for formal school projects, one must be sure that they also meet the needs of the theoretical components of the course.

The ZX-81 is only just about suitable there. Its major lack is the ability to handle files meaningfully but its omission of direct READ ... DATA, arguably unnecessary in real life but part of school syllabuses, and easy entry at machine-code level have also been quoted as precluding its effective use.

The ZX-81 can emulate those facilities adequately enough to allow the necessary demonstration and exploration. Certainly many schools had no choice but to use this micro as the basis of much, if not all, of their practical work.

Much closer now is the dawning of Computer-Assisted Freedom in education. Thanks to Sinclair, CAF may soon be a reality.





Dave Sayers looks at educational software

# Helping brighten school days



**T**HE NUMBER OF micro-computers in schools is growing rapidly in both the secondary and primary sectors. The increase in the use of micros in education has been stimulated by two things — the part funding of the purchase of computers by the Department of Education and Science and the many keen and interested heads of school and teachers who have introduced computing into their classrooms, often using their own machines and programs.

Yet there lies the irony; while machines were being bought there was little or no software available commercially which was written specifically for school use. The programs reviewed show that the need for software has been recognised and is being filled.

There are several points which

have to be borne in mind; loading the programs has to be made as simple as possible and instructions should be clear and concise, in booklet form where necessary, with an explanation of what the program does and how it is operated, since instructions included as text are often sparse and uninformative.

The programs should run without bugs, use graphics if possible, and have interesting content together with excellent error-trapping.

Rose Cassettes sent six tapes for review, Junior Maths 1 and 2, Junior English 1 and 2, Champion Quiz and Arithmetic for the under-eights. Junior English 1 and 2, Champion Quiz and Arithmetic for the under-eights. Junior English 1 and Champion Quiz are all quiz-type programs and, as such, because of the limited content and vocabulary, largely unsuitable for regular class-

room use. Champion Quiz, however, is better than most of its type. Junior Maths 1 includes long multiplication and division, fractions 1 and 2 and two other programs. The level set is difficult but children are taken through each stage of working the answer.

Junior Maths 2 includes areas, perimeters, sets and Venn diagrams, as well as two other programs. The standard of the tape is really very high, with good diagrams and instructions. It was, moreover, a winner with children.

Arithmetic for the under-eights is a superb cassette, dealing with addition, subtraction, multiplication and division. The level can be set at units; tens and units; or hundreds, tens and units. The numbers are shown in large characters, well-suited to a classroom monitor, and carrying is illustrated on-screen, in stages. A really good, worthwhile tape for classroom use, well put together and, like all the Rose software, properly error-trapped.

Junior Maths 1 and 2 and Arithmetic for the under-eights look like essential buys for any school using the ZX-81 in the classroom. It is hoped they will also be available for the Spectrum, too. The tapes cost £4.50 each and each cassette runs itself from loading.

The Fun to Learn cassettes, available from W H Smith and direct from Sinclair by post at £6.95 per cassette, were the next to be examined. Eight titles were reviewed, English literature 1 and 2, History 1, Mathematics 1, Music 1, Inventions 1, Spelling 1 and Geography 1.

Spelling 1 is an interesting idea which unfortunately is not suitable for school use. Words are played from tape, listened to by the child and the child's spelling of the word is checked by the computer. The only trouble is that there are too many sets of words on each side of the cassette, 15 to be precise, and the time involved in searching for sets, as well as the fixed nature of the words, renders it unsuitable for schools. Nevertheless, any parent interested in helping a child with spelling should consider it.

Geography 1 is very good indeed, with two programs — cities and countries in Europe and towns in England and Wales. When run, the relevant maps appear, although



borders in Europe are not marked. An atlas would help. The children enjoyed it and it seemed useful to them, as it can teach them as well as quiz them.

Mathematics 1 is a fairly ordinary mathematics tester. The Rose cassettes do the same job better, we feel, although this one deals with decimals as well.

Apart from Spelling 1, Geography 1 and Maths 1, the other programs are simple quizzes. That again renders them, on account of content and age level, unsuitable for schools. Geography 1 is very good value for money and highly-recommended. All the programs were well error-trapped, although they did not run themselves from loading.

ZX-81 Software, published by Brian Negus of 19 Westfield Drive, Loughbrough, Leics, LE11 3QJ, has three music teaching cassettes on offer.

The cassettes were well error-trapped, two of them dealing with the various clefs and the third with beats and note times. The four clef programs cover alto and tenor/bass and treble. When run, notes appear one at a time on a short bar, which is suitably large for use on a classroom monitor; the graphics are very good. The children are then quizzed on the notes shown. A help facility is included.

Beats aims to teach children rhythm by having them follow moving graphics. In mystery beats the graphics are static and the children have to discover the beat for themselves.

As in Arithmetic for the under-eights, the large graphics fit these programs well for use in front of a class. At £12 for three they must rank as good value, essential for music teachers. They also run themselves from loading, a good feature. Negus informs us that the programs will soon be available for the Spectrum.

AVC Software of PO Box 415, Harborne, Birmingham, B17 9TT submitted two programs for review, Tables Countdown and Geography Hangperson, at £3 per program. The programs are claimed to be completely error-trapped but one girl still managed to crash one when she typed RUN NEWLINE instead of GOTO 50. That was because, in using RUN, she cleared the variables loaded from the tape. AVC should reconsider that part of its

programming policy, as one has to re-load the program to re-start it.

Tables Countdown is slightly expensive for what it does, as the Rose cassette arithmetic for the under-eights offers four programs of better presentation for £4.50, although a simple graphics reward is included. It tests the four rules, without help, at four levels of difficulty.

Geography Hangperson tests knowledge of locations in the British Isles with the aid of graphics clues. The locations are not well-thought-out and the contents of the program are limited but the clues are amazing — "Is there a town that makes frisbees, Sir? It looks like a man with his head on the wrong way



round".

We cannot recommend either of those two programs for school use. There are better programs available and at lower cost. Although the AVC programs can produce a print-out of scores, so can the Rose software, of which the children thought very highly.

Solent Software Engineering Ltd, of Brookvale, Waterworks Road, Otterbourne, Winchester SO2 2DP produces the Zeta range of educational software, which Solent states has been fully-tested and developed by middle school teachers in Hampshire.

Eight titles were provided for review, on high-quality cassettes which ensured first-time loads; 16K RAM is required.

Each program is literature-supported with comprehensive operating instructions, a description of the game, how it works, what it does, and how to re-start it after a break. Full marks for such a good

documentation. Graphs draws bar charts of the class birthdays. It ran well and, like all the other Zeta programs, is very robust. We would, however, have liked to see a more general graph-drawing program, with provision for copying the results to a printer.

Depth Charge and Zilog are ordered triple (X,Y,Z) and ordered pair (X,Y) co-ordinate games. In Depth Charge, a submarine has to be hunted while in Zilog an incoming space-ship must be destroyed.

Spell Invaders tests words set by a teacher, up to a limit of 10. A word is displayed, then blanked-out; the child has to "spell" it by shooting letters of the alphabet, Space Invaders style. Three incorrect letters only are allowed.

It is a very good game, which would have been even better with some means of printing-out a certificate with name, score and words tested on it.

Oxo-, OxoX and Oxo+ are simple mathematics games based on noughts and crosses, with sums displayed on the board, two children playing against each other to win the game by solving the problems and thus getting a row of their symbols.


Reaction Test is a computer familiarisation game in which letters are displayed and the appropriate keyboard letter has to be pressed. The response of the children is timed.

At £5.75p each, or £42 the set, they may seem a little expensive. That is not so. Solent Software states in its literature that "where the original purchaser is a school or college, additional copies of the programs may be made for use on other computers only within the said school or college."

Considering that they worked well, and taught specific things, the set of programs would be a good addition to the software library of any school, particularly as you would not have to reply on only the one set of tapes;

Loading in all cases was first-class and proves that good cassettes are vital for easy loading. Cheap tapes will not suffice. Apart from the tapes from Solent, instructions were poor for all the programs we reviewed. Educational software should be supported by comprehensive instructions in booklet form.





## Mike Salem on business uses ZX-81 could be in good company

**B**OTH SINCLAIR computers, the ZX-81 and the Spectrum, are classified as home computers. They are good for playing games and learning the rudiments of programming but have little to offer anyone who wishes to make more serious use of a machine.

While not having the power of other micros, like the Apple or the Commodore Pet, there is a growing number of people who think the ZX-81, and now the Spectrum, have much to offer people who wish to use the machines for a practical purpose, like owners of small businesses.

With the Spectrum only just beginning to be delivered in any numbers, the business uses to which it has been put so far are limited. That is likely to change as more become available, when it will begin to build on the foundations laid by the ZX-81.

It is cost which attracts most people to the ZX-81. The minimum requirement for serious work is the ZX-81 plus at least 16K of RAM. The printer is extremely useful. A television set and a tape recorder must, of course, be used. Such a configuration would have cost tens of thousands of pounds a few years ago. The ZX-81 and RAM cost about £80. Adding the printer and 48K of memory increases the cost to slightly less than £180.

The main limitations, compared to other micros, are that the ZX-81 does not support data files, that the printer is rather basic and that the keyboard is inconvenient to use. In addition, the machine does not allow data to be stored on and read from tape. The whole program, with data, must be loaded and saved.

Even if it were possible to read directly from a tape cassette it is such an inconvenient medium that it would be impracticable. The ZX-81 is limited to what it can hold in memory at one time. Whether that is a serious problem depends on the particular application.

Consider, for example, the payroll of a small company. A comprehensive program can be written to fit comfortably within 16K, with nothing omitted; in fact, a feature not to be found in payrolls on much more costly systems can be incorporated — gross pay and deductions can be worked out from the nett pay.

Room is left for full data on 30 employees to be held in RAM; there is no need for data files of any kind.

While that would not be suitable for a large company, it can save a small company doing payroll manually a great deal of unnecessary work. Another application is a what-if? type of program; a sheet of inter-dependent data is set up and

then the consequences of changes are explored. For example, the effects on company profits of different assumptions about inflation can be assessed.

Despite the width of the printed output and the type of silver paper used, the quality is surprisingly good. It reproduces very well on an office copier. All the information which can be printed on a wider printer can, if necessary, be reformatted to use the 32-character width.

The ZX printer is not, of course, as good as a printer which costs more than the complete 48K ZX-81 system but it is a matter of inconvenience rather than impossibility. The graphics capability of the ZX printer is good.

The keyboard is perfectly usable, although slow and inconvenient. Keyboards of conventional type can be bought from independent suppliers for reasonable prices.

It is very easy to plug disc drives and various interfaces into a computer such as an Apple II. The ZX-81 is much more difficult to expand and interface. Nonetheless, many people are spending a great deal of effort on the problems and unbelievable products are appearing at unbelievably low prices.

The ZX-81 has a very good version of the Basic language. Numeric information is handled well; text information is handled better than by most machines, including some costing more than £10,000. The machine is small, light and very robust; 16K of memory goes a long way, as will be seen when discussing possible applications; 48K is unbelievable.

There have been problems with the interconnection between the ZX-81 and the RAM pack — the machine would suddenly go dead, losing all the contents of memory; those problems can be solved in an entirely satisfactory way. It is perfectly feasible to operate a ZX-81 for 24 hours a day.

The prime advantage is, however, the price.

A ZX-81 with 48K of RAM can do virtually everything a 48K Apple with printer but without discs can do — but compare the prices.

The price difference extends into the software field — compare the price and performance of a really good ZX-81 program to that of a similar program for a more



expensive machine. Any computer which is to be used in real applications must be reliable. The ZX-81 has a less than perfect reputation in that respect but all the problems can be solved.

Essential requirements for any computer are that all calculations must be done correctly; that the contents of memory must be stored without being corrupted or vanishing entirely; that it must be possible to store programs and data reliably and to load programs and data generated by a properly-set-up system.

The correctness of calculations is almost entirely dependent on the program. It is possible for hardware design errors to occur which cause odd problems but they are usually found and corrected by the manufacturer relatively soon after the release of a new machine.

The ZX-81 had such a problem; early machines did things such as  $3 - 0.00000000000001 = 7$  and  $0.25^{**}2 = 3.1423844$ . That was soon corrected and the old machines were repaired. Even the giants of the computer industry are not free from such problems.

Computers also have idiosyncracies which must be understood by programmers; many computers can obtain a number such as 3.9999999 by adding  $0.1 + 0.1 + \dots$  repeatedly. If the program then tests whether the answer is 4, or takes the integer part, the result will not be what is wanted — that is the programmer's responsibility.

It is easy to design a computer without the particular feature just described but that adds to the cost or decreases the capacity to store numbers. The ZX-81 has a very good version of Basic. The handling of text information, in particular, is better than most micros, including some very expensive ones.

The integrity of data depends on the design of the machine and the reliability of components and connections. The electrical design of the ZX-81 is, in general, good; it is vulnerable, however, as are most microcomputers, to strong electrical interference on the mains supply.

The components used are generally satisfactory. The occasional rogue memory chip appears — in Sinclair and other computers. Usually the problem is intermittent. The chip is perfect when tested but causes trouble on

warming-up. The presence of a faulty chip may be revealed by, say, incorrect letters appearing here and there in a program, or by the appearance of program lines which are not valid Basic — invalid lines cannot be keyed into the ZX-81.

In such a case, a faulty RAM pack usually must be exchanged or repaired. Rogue chips usually make themselves known fairly quickly. It is also possible for tapes to be produced which load perfectly with some recorders but which cause program corruption similar to that produced by faulty memory chips — or simply refuse to load — with others.

That is more common with duplicated tapes than with recordings direct from the ZX-81. In the short term, reliability is improved by loading at the highest possible level. In the longer term, such tapes must either be re-recorded by the user or



replaced by the supplier. The choice is the user's.

The most serious problem with the ZX-81 has been the sudden loss of all the contents of memory. That is due almost invariably to the connection between the ZX-81 and the Sinclair RAM pack. The RAM pack plugs into the ZX-81 but has two feet; when the keyboard is used the RAM pack and the ZX-81 move slightly, relative to each other. One of the 43 connections may be interrupted momentarily, with catastrophic consequences for the contents of memory.

The best solution is to use a RAM pack which employs a tight connector of high quality with gold-plated contacts and which does not in any way touch the surface supporting the ZX-81.

The ZX-81 can be made to operate very reliably. The expense and trouble involved in not great — certainly far less than that involved in living with an hopelessly unreliable system.

## Company software Taking a firm line

THE VARIETY of business software on the market for both ZX computers seems to be almost endless, as well as being confusing.

It is difficult for a beginner to decide which program is best for certain applications without becoming too involved with the technicalities of the business world. Business programs should teach the user who is also a beginner, as well as being an aid for the hardened businessman.

Hilderbay, run by Mike Salem, produces programs to cover a diverse area of business applications which can be used in the home and at work. Salem stresses that the programs were made as simple as possible to use.

One program which would be useful to anybody interested in buying a house, taking a loan, or working-out VAT, is Financial Pack 1. The cassette has three programs on it — Loan, Mortgage and VAT.

Mortgage deals with bank and building society. It has two main uses. The first is seeing the effect of small changes in the mortgage rate on payments before deciding to take the mortgage. Second, it is possible to discover how much has to be paid in interest at the end of the month. The program will calculate either the term or the instalment of the mortgage, depending on what information is available at the time.

The loan program will compute any of the terms involved in loan repayment — principal, interest, number of instalments — depending on the other factors available.

With VAT you may enter prices with or without VAT. The program will display price, VAT totals, and VAT rate. Financial Pack 1 costs £5.

Another program from Hilderbay is Budget. The program will help the user to keep track of expenses incurred during the year. It is possible to keep expenses under 50 headings.

Information on each item of expenditure can be entered but only the monthly running totals are kept.



The program will produce a bar chart of expenditure, budget plan, or difference between the budget plan and expenditure to date. The amount spent can be compared to the budget plan for the month. The program with data can be saved on tape in the usual way. Budget costs £5.

Finally from Hilderbay there is Payroll. The program will keep a record of employees and their pay for a small company. Payments can be entered on a weekly or monthly basis. After entering all the employee data and altering anything which needs to be changed, the program will calculate the present payroll.

The program includes a security routine which allows only a person who knows the correct code name to enter the program.

Investment on the stock market is becoming more and more popular. Micromega has produced a program which will keep track of a user's portfolio of stock and share investments. It is called Comp-U-Share. It monitors the most important factors measuring investment performance.

Once the relevant data is entered, it is possible to obtain reports on

percentage gain and loss, price-earnings ratio, percentage nett gain or loss, and totals.

Records of shares can be indexed with numbers. When initiating a report it is possible to obtain an analysis of only those records which you desire by entering the relevant index numbers.

The program stores data files separately so that the user does not have to waste time storing both program and variables every time the program is used. It is also possible to verify the data stored on the tape in the same way as with the Spectrum. The program costs £9.95.

Micromega also produces a program to help with income tax. It may not decrease the amount paid but it can make the business of filling-in a tax form simpler. The program will run on both the 1K and 16K versions of the ZX-81. The 1K version is loaded in stages.

The Income Tax package has a mock-up of a tax form and a user guide which takes you through the business of filling-in a form with your tax data step by step. The program has been checked by chartered accountants and can be used for the tax year ending April 5, 1982. Income Tax costs £9.95 and

there will be a 15 percent discount for updates.

Hestacrest provides a program called Accounts which will be of use to anyone preparing accounts from incomplete records. The program is menu-driven and when a client's income and expenses have been entered satisfactorily a profit-and-loss account and balance sheet can be displayed.

Various headings such as sales, stock, cash and VAT are specified in the program, using expense codes. The heading for each expense code can be changed to suit the user's purposes. The headings supplied take the ordinary sole trader as a model. Accounts is available from Hestacrest for £17.50.

Vu-Calc and Vu-File are two programs which were commissioned by Sinclair Research and produced by Psion. They are easy to use, extremely flexible, and convenient for displaying expenditure at the press of a button. The programs are part of a group of software cassettes sold by W H Smith alongside the ZX-81.

Vu-Calc can be used to display such items as income, expenditure and tax in a table displayed on the TV screen. It will also perform calculations on the data displayed from formulae entered to the table.

Vu-File can be used to store information such as club membership records, populations around the world, and time-tables. On the other side of the cassette is an example program which has in-store information on every country in the world. Vu-File and Vu-Calc are available for £7.95.

All the programs mentioned are for use only on the ZX-81, except those from Hilderbay which are also available for the Spectrum.


Almost every business application has been covered during the last year and the quality of it is very high — surprisingly high for such a small machine as the ZX-81. It has been proved that the small system many people thought was of no use for serious applications is far more versatile than they imagined.

**Hilderbay**, 8-10 Parkway, Regents Park, London NW1 7AA.

**Micromega**, 230-236 Lavender Hill, London SW11 1LE.

**Hestacrest**, PO Box 19, Leighton Buzzard, Beds LU7 0DG.

**Sinclair Research**, Stanhope Road, Camberley, Surrey GU15 3PS.





NOW AVAILABLE FROM J.P. GIBBONS A.I.B.

(Author of the best Banking programs in the world!)

The PBS Bank Reconciliation is believed to be the first such program to be available for the Sinclair ZX-81 and ZX Spectrum.

Just look at some of its features:

- \* Automatically matches bank statement items with transactions recorded in your 'Personal Banking System'.
- \* Lists all outstanding items such as uncleared cheques, funds received but not advised to you, Bank charges — highlights all discrepancies. No more 'scratching around' to try and find out why your statement balance is different to what you expected.
- \* Full search facility, allowing on-screen correction of any item.
- \* Saves and loads data to and from tape (ZX-81 version, at double speed). Exchanges data with the main PBS program. No need to save programs.
- \* Single key operation — uses machine code keyboard scan for single letter commands (ZX-81 version).
- \* Extremely easy to use. No jargon to wade through before you get started. Demonstration program included.
- \* All item lists, searches (with totals), can be output to your ZX printer.
- \* Full instructions included.
- \* Unique after sale maintenance provided.
- \* Operates in conjunction with the 'Personal Banking System' (full input and correction facilities plus automatic posting of standing orders on due dates and fully detailed statements).

So banish the headaches, make life easier for yourself, send £15 for the Personal Banking System + PBS Bank Reconciliation and Users Manual.

Existing clients need only send £5 for the PBS Bank Reconciliation which will operate with their present PBS.

The Personal Banking System (as reviewed in popular computing weekly — 1st July) is available separately for £9.95 for cassette and user manual. ZX-81 PBS owners can order the Spectrum version for just £5.

Please specify whether ZX-81(16K) or ZX Spectrum (48K).

Guaranteed software available from

J. P. GIBBONS A.I.B.,

14 Avalon Road, Orpington, Kent BR6 9AX

YOUR PBS IS NEVER OUT OF DATE!

## SPECTRUM 48K : ZX81 16K SIX PART ADVENTURE



### BLACK CRYSTAL THE QUEST IS ABOUT TO BEGIN

The ultimate role-playing adventure for the SPECTRUM/ZX-81. You can become a warrior, elf or wizard on a quest to find and use the rings of creation: to destroy the Black Crystal and defeat the Lords of Chaos. Held within six programs lies a land of fabulous treasures and mythical monsters. Journey through the land of Beroth, explore the castle of shadows, descend into the Shaggoths lair, search for diamonds in the sea of sand but beware of sand sharks! Confront the fire demon in his temple, battle against the Lords of Chaos and win your way to the Black Crystal.

By splitting Black Crystal into six programs we can provide more variety and detail than any other adventure for the Sinclair computers.

Real time monster battles. Superb graphics. Save game feature. All six parts are supplied together on cassette, boxed with instruction booklet.

**SPECTRUM 48K: 180K OF PROGRAM  
IN SIX PARTS — ONLY £7.50**  
**ZX81 16K: OVER 100K OF PROGRAM  
IN SEVEN PARTS — ONLY £7.50**  
**WHY PAY MORE FOR LESS OF AN  
ADVENTURE**



To: CARNELL SOFTWARE, DEPT 2, 4 STAUNTON RD, SLOUGH, SL2 1NT.  
Please send me: Black Crystal for my,

- Spectrum 48K..... £7.50  
 ZX8 16K..... £7.50

I enclose a cheque/postal order (payable to Carnell Software) for £

NAME.....

ADDRESS.....

PROPRIETORS: R. CARNELL, S. GALLOWAY



THE ADVENTURE GAME THAT'S FOR REAL !!!!

£6,000 PRIZE! FREE HIT SINGLE! 48K ZX SPECTRUM  
(16K ZX81 VERSION NOW AVAILABLE)

Will you be the first to locate the Golden Sundial of Pi in time and space, and be rewarded with the original? Exquisitely crafted by the winner of the De Beers Diamond International Award, from gold, diamond and the most precious of the earth's riches.

PIMANIA - where saxophones turn into hanggliders, where music meets madness and where the Pi Man rules supreme! He'll talk with you, he'll befriend you, he'll betray you, he'll even do the Hokey Kokey! Animated cartoon graphics! Full musical score! Spectacular colour and sound effects! Includes free hit single "Pimania", with vocals by Clair Sinclive and the Pi Men!

It could take you a week to play, it could take you a lifetime! PIMANIA, "the best evidence that computer gaming has come of age... an adventure enthusiast's dream!" (Computer & Video Games)

An investment at £10(48K Spectrum) £8(16K ZX81)



Automata Ltd. (S)  
65a Osborne Road  
Portsmouth PO5 3LR  
England



# ZX81



High Resolution Graphics  
**£32**

- Stylish case fits neatly between ZX81 and Ram pack of 8K or more.
- 256 x 192 pixels.
- Hi res display file independent of old display file.
- Very fast and powerful graphics commands as extensions of Sinclair basic: SLOW / FAST CLS COPY PRINT PLOT all extended to hi res.
- 114 PLOT modes including:
  - Points and various line types
  - Textured triangle fill
  - Absolute and relative co-ordinates
  - Line drawing to points off screen
- Mixed text and graphics including PRINT at graphics cursor.
- User defined graphics for space invaders etc
- Screen COPY to printer
- Extensive manual, excellent for school and home use, and full guarantee.
- Arcade games available soon!

Post to:- Notting Dale Technology Centre (Ltd)  
 T.F.L. (ZX 81)  
 189 Freston Road  
 London W10 6TH (01-969 8942)

Please send me ..... board(s) @ £32.00 each  
 + £4.80 VAT plus 75p P&P

I enclose Cheque/P.O. for .....  
 Or I wish to pay by Access/barclay Card/Visa.

Card Number .....

Name and Address (PRINT)

Name .....

Address .....

Credit card holder's signature.



## YOU need the PROXIMA GRAPHIC PLANNER

Don't be trapped into designing one graphic at a time on the VDU screen. Work on 2, 4 or up to 48

Introductory Price  
**£3.50**  
 80 Pages

- adjacent units with this quality-printed Graphic Planning Pad. Prepare your designs at home, on the train, at school or the office - anywhere.
- Full instructions ■ Over 300 predesigned graphics to use or to spark your imagination
- Space to design over 2000 graphics of your own.
- All column values printed to aid coding
- Sample program to calculate values, POKE to memory and SAVE
- Written for Spectrum but invaluable for any computer with 8x8 user defined graphics
- All in all the best to be had.

Also available: ZX81/Spectrum BASIC coding sheets. Printed blue on quality paper for neat and precise program development. **£2.50 inc p&p per 100 sheets.**

PROXIMA GRAPHIC PLANNER PAD ~~£6.00~~ **£5.00**  
 PLUS 100 BASIC CODING SHEETS

Remittances to Proxima Centauri Ltd.  
 Suite A3, 23 Denmark Street,  
 London WC2H 8NA.  
 Please specify exact requirements.



## SF GOBBLERS

PUCKMAN FOR 16K ZX81



BEAT THAT HIGH SCORE!  
 GOBBLE THOSE DOTS BEFORE THOSE MEANIES GOBBLE YOU! YOUR ONLY AIDES ARE FOUR "POWER PILLS" WHICH MAKE THE MEANIES EDIBLE. BUT NOT FOR LONG!

- MACHINE CODED FOR FAST ACTION
- EXTRA "GOBBLER" FOR 10,000 POINTS
- ON SCREEN SCORING
- HIGH SCORE WITH "ENTER NAME" FACILITY
- UP TO 4 PLAYERS

AN ANNOYINGLY FRUSTRATING GAME FOR ONLY £5.95

## SF ASTEROIDS FOR 16K ZX81

STAY ALIVE AS LONG AS POSSIBLE IN OPEN SPACE FILLED WITH FLYING ROCKS. SCORE BY SHOOTING THEM - WHICH ALSO CAUSES THEM TO BREAK INTO LOTS OF LITTLE BITS AND MAKES LIFE EVEN WORSE!

- MACHINE CODED FOR FAST ACTION
- ON SCREEN SCORING
- HIGH SCORE WITH "ENTER NAME" FACILITY
- UP TO 4 PLAYERS
- EXTRA SHIP FOR 1,000 PTS (NOT AS EASY AS IT SOUNDS!)
- SHIP MOVES JUST LIKE ARCADE VERSION
- ROTATE LEFT/ROTATE RIGHT/THRUST
- FIRES IN ALL 8 DIRECTIONS
- INCREASING NUMBER OF ASTEROIDS
- THREE ASTEROID SIZES
- "NASTY" ALIEN SPACE-SHIP (FIRES BACK!)

THIS GAME IS JUST AS BAD - AND ONLY £5.95

AN OFFER FOR REAL MASOCHISTS - BOTH TAPES FOR £9.95

MAIL ORDER ONLY-PLEASE MAKE CHEQUE/PO PAYABLE TO

**THE SOFTWARE FARM**  
 CRAIGO FARM, BOTANY BAY, TINTERN, GWENT



# HARDWARE WORLD



Many people have found the ZX-81 and Spectrum too limited for their purposes and looked for ways in which their machines could be expanded.

That demand has been met quickly and now there is a large range of goods which can be obtained at reasonable prices and which will do everything from expand the memory to improve the graphics.

Stephen Adams, our hardware reviewer, selects some of the better items available.



# Economical ways of improvement

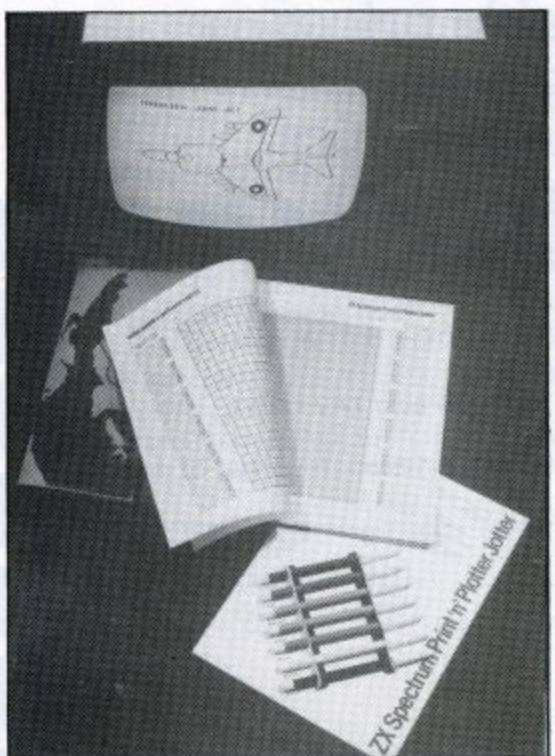
Stephen Adams reviews the add-ons



The Kempston keyboard



RD Labs expansion unit



Print 'n' Plotter

**T**HE FIRST THING people groan about with a basic 1K ZX-81 is the lack of memory. Even on a 16K Spectrum you have only 9K of memory in which to program. So the first hardware add-on most people buy is more memory. The largest memory is not available from Sinclair but from two companies, Memotech and Downsway.

The Downsway is smaller, cheaper than the Memotech, but the Memotech can be used with other memory-mapped devices by switching-out the 8K-16K memory in two 4K sections. Only 56K is available anyway — 48K for Basic and 16K for machine code, because of the way Sinclair designed the ZX-81.

The Sinclair 16K RAM pack is no longer economical to buy and the cheapest is from Econotech. It is only a bare board with no case but does the job well at £19.95.

If you have suffered the dreaded RAM pack wobble which crashes your programs you will be delighted to know of at least two devices which will stop it, even though most RAM packs have better connectors than the Sinclair ones. A metal plate

sticks under the ZX-81 RAM pack and has a hook at the back to prevent the RAM pack from moving about. It is available from Microware. The second is a flexible ribbon cable which fits between the ZX-81 and the RAM pack. It is produced by d'K and Kade at £10.

For the 16K Spectrum, with sockets, there is the 80K RAM board by East London Robotics which gives two 32K banks of memory switched by an OUT instruction and 32K boards by d'K. The Sinclair board is not economical as the Spectrum has to be sent back for fitting.

Another way of extending your memory is to use floppy discs to give fast, endless memory. The Macronics system works as a data array to hold programs or data for £160 with the ZX-81.

EPROMs are useful for storing programs but the only EPROM programmers of which we know for the ZX-81 — none for the Spectrum — are from Orme and Lander and the both work in hex.

Next on the list seems to be a replacement keyboard or case for the ZX-81 user; even the Spectrum



ZX99 tape control



user now has a choice. Keys which move are vital to give the user a response when he presses a key and a BEEP or repeat key facility are also very useful.

Top of the chart must be the Kempston keyboard which replaces that of the ZX-81 and is only ¼ in. higher. If you prefer a real typists' keyboard, then the Computer Keyboards one with stepped keys and 30-degree angle must be your choice. The only repeat keys we would recommend would be those which fit under the ZX-81 keyboard as they work with any keyboard, Kempston and Haven Hardware.

One case to mention, though, is the Fuller, which provides a light keyboard and case containing power supply, ZX-81, RAM and extra boards. For a system in a case, excluding a TV set, Custom cases are available through Sinclair agents at Camberley, Surrey for the ZX-81 and the Spectrum.

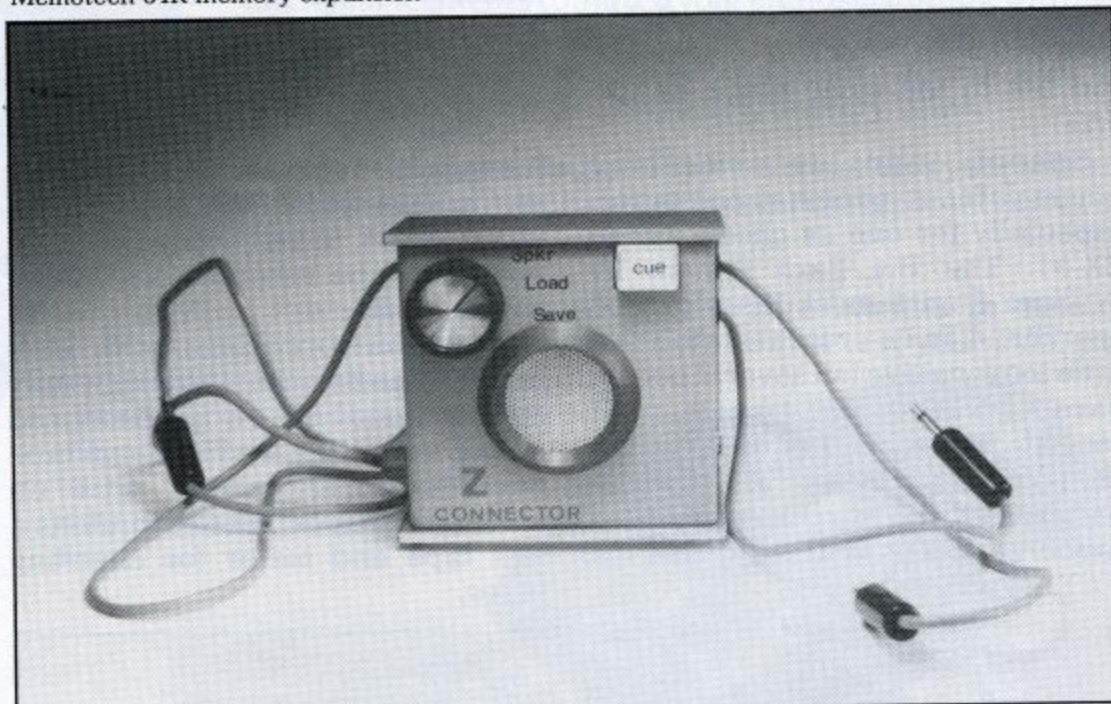
A large, non-portable system based on the ZX-81 for the business user has been put together by Cobra, using standard metal slides to hold the various boards — up to 12 in a case with keyboard, discs and hi-res graphics. RS232 printer and other sockets are available.

Ports seem to be a favourite way of getting more from your computer, as they are the only connection it has with the outside world. DCP is probably the most popular for the ZX-81 user as its "P" pack not only provides an input and output port which is memory-mapped but also 4K of extra memory. To those ports can attach voltage-to-number converters (A/D) or D/As — other way round — for joysticks, computer-controlled robot arms and many other things. Memory-mapped ports are easier to use as they can be controlled from PEEK and POKE in Basic.

On the Spectrum, however, I/O-mapped ports must be used. On the ZX-81 that would require the use of machine code but on the Spectrum that has been provided as IN, OUT commands in Basic. Kempston and William Stuart are good examples of I/O mapped ports Stuart has it as part of a sound board. Bolton and Technomatic are good examples of a cheap, bare board memory-mapped port and for a large system — up to 14 boards — the RD8100 by RD Labs would seem to be best choice. Most ports require a motherboard or



Memotech 64K memory expansion



The OZ tape connector

some form of extra connector for, like the RAM pack, this shuts-off all expansion for Microdrives. That must be included in the cost if you are thinking of buying a port.

The chunky graphics Sinclair provides with the ZX-81 are satisfactory for making pictures and other designs, if you plan them beforehand. The Print-n-Plotter jotter makes full use of this, as pictures can be copied from magazines or the design for a new game layout can be done on paper. With the Spectrum and its fine plot — 176 x 256 — it is essential, rather than wasting time writing a good program which looks bad.

Character generators are available from d'K and others which allow you to program an alternative character set from the Sinclair one; most, however, need some

connection inside the machine. Lower-case letters and proper Space Invaders are then possible on the ZX-81. On the Spectrum it is all provided, which caused a slump in the add-on market for the Spectrum.

Mention must be made for the hi-res board from QS, as that makes the graphics on the ZX-81 the same as the Spectrum, except that it is in black and white. The board is expensive but it fits on to the back of the machine and every dot on the screen can be plotted individually.

Inverse video can provide a pleasing change from the glare of a white screen on a ZX-81. The best and simplest is from D Fritsch, as it also sharpens the display. Another way of reducing the glare is by applying a coloured screen from Ellenbee across the TV screen.

Sound on the Spectrum is



somewhat limiting, as BEEP stops the program temporarily. The sound of the BEEP is also rather weak but can be amplified by a sound box from Fuller or by putting it over the TV loudspeaker via a Compusound adapter. A sound box is available for the ZX-81 and the Spectrum which can provide three tones and a noise facility. It is called the Zon-81 and is made by Bi-Pak. It contains its own loudspeaker and volume control.

Keyboards also need a BEEP if they are to indicate to the user that he has pressed a key. The best seems to be the KAT from TV Services which fits inside the case and works with any keyboard. It gives two bleeps and is also very useful for checking tapes, as it gives a BEEP at the start and finish of a program. A BEEP is also available from Fulcrum which is solderless and fits in the same place as the KAT.

Speech input is something unusual for a personal computer, especially for one as cheap as the ZX-81. The Big Ears system by William Stuart must therefore be mentioned. In its present state it is a little too sensitive but several people have had good results with it. It records one second of speech and then tries to match it to voice patterns stored in its memory. It is the only one of its kind at £49.95 plus VAT, so why not try it?



Big Ears speech input system

Speech output is a little easier and two devices can be available for the ZX-81 user, one from DCP and the other from Namal. Both have ROMs which can speak numbers and measurements in an American voice through a built-in loudspeaker. The Namal one, however, can be programmed to produce any type of voice or word.

Although machine code programs are available from firms like Picturesque, a tape control device which controls the tape recorder, too, had not been available. The ZX-99 by Data-Assette can control up to four tape recorders, has an RS232 printer interface and can save data as well as programs. If you want to reduce the feedback by unplugging one of the cassette leads, why not try Abacus or a manual switch of Stephen Adams for the RZ1, a program-controlled one?

Q-Save by PSS is a program hardware package which allows you to save and load tapes at 4,000 baud — 16K in 29 seconds with an ordinary tape recorder for £15.95 on the ZX-81.

If you have problems with your tapes, Mike Salem at Hilderbay may be the man to help. He has produced a book on getting the best from tape recorders, including tips on unloadable tapes. Also he markets a test tape and meter for checking tapes.



DCP Speech Pack

### Suppliers

**Stephen Adams**, 1 Leswin Road, London N16.  
**Haven Hardware**, 4 Asby Road, Workington, Cumbria C14 4RR.  
**Abacus Electronics**, 186 St. Helens Avenue, W.Glam SA1 4NE.  
**Bi-Pak**, PO Box 10, 63A High Street, Ware, Herts.  
**Bolton Electronics**, 44 Newland Drive, Bolton B15 1DP.  
**Cobra**, 378 Caledonian Road, London N1 1DY.  
**Compusound**, 32 Langley close, Redditch, Worcs.  
**Computer Keyboards**, Glendale Park, Fernback Road, Ascot, Berkshire.  
**Custom**, JBS, Stanhope Road, Camberley Surrey.  
**Data-Assette**, 44 Shorton street, London NW1 6UG.  
**DCP**, 2 Station Road, Lingwood, Norwich, Norfolk N13 4AX.  
**d'Ktronics**, 23 Sussex Road, Gorleston, Gt. Yarmouth, Norfolk.  
**Downsway Electronics**, Downsway House, Epsom Road, Ashted, Surrey.  
**Econotech**, 30 Brockenhurst Way, London SW16 4UD.  
**Ellenbee**, 11 Lichfield Close, Chester-le-Street, Co Durham.  
**East London Robotics**, 14, Darwell Close, East Ham, London.  
**D Fritsch**, 6 Stanton Road, Thelwall, Cheshire WA4 2SH.  
**Fulcrum**, Hillside, Steep Lane, Findon, Worthing BN14 0UF.  
**Fuller**, ZX Centre, Sweeting Street, Liverpool 2.  
**Hilderbay**, 8-10 Parkway, Regents Park, London NW1 7AA.  
**Kempston Electronics**, 60 Adamson Court, Hillgrounds, Beds.  
**Lander**, 32 Clockhouse Road, Romford, Essex RM5 3QJ.  
**Macronics**, 26 Spiers Close, Knowle, West Midlands B93 9ES.  
**Microwave**, 131 Melton Road, Leicester.  
**Memotech**, 3 Collins Street, Oxford OX4 1XL.  
**Mamal Electronics**, 25 Gwydir Street, Cambridge CB1 2LG.  
**Orme**, 2 Barripper Road, Camborne, Cornwall.  
**Print-n-Plotter**, 19 Borough High Street, London SE1 9SE.  
**PSS**, 112 Oliver Street, Coventry CV6 5FE.  
**Quicksilva**, 92 Northam Road, Southampton SO2 0PB.  
**RD Labs**, 5 Kennedy Road, Dane End, Ware, Herts SG12 0LU.  
**William Stuart Systems**, Dower House, Herongate, Essex.  
**Technomatic**, 17 Burnley Road, London NW10 1ED.  
**Taurus**, 47 High Street, Baldock, Herts SG7 6BG.  
**TV Services of Cambridge**, Chesterton Mill, Cambridge.



# We've got big ideas about you and your Sinclair



Because we know you're always looking for new ideas to make the most of your Sinclair computer, we're making sure you never run out of steam!

Just announced – and due out in December – is **Sinclair Projects** magazine, full of fascinating schemes to tax your skills and reveal the practical potential of your Sinclair in applications like controlling lights, upgrading computer graphics, household security, and many more.

Whether you're new to computing, or an old hand, you're certain to be an enthusiast. That's why we introduced **Sinclair User** magazine for the latest news, techniques and enhancements to match your enthusiasm (now with new 'Spectrum User' supplement!) Next, its companion magazine, **Sinclair Programs**, became an overnight success with 40 NEW programs, ready for you to key, in every issue.

Now the exciting new **Sinclair Projects** completes your store of possibilities with a huge increase in computing potential for you to explore.

**Sinclair Projects** is published on alternate months to **Sinclair Programs**, so there's **always** something new to test your skill. But here's the best news: when you subscribe to all three Sinclair magazines, you get the first **three** issues of new **Sinclair Projects** **absolutely free!**



We know you've got big ideas about your Sinclair. Make sure you live up to them with **threefold** computing pleasure. Fill out the order form now and we'll send you the first ideas-packed **Sinclair Projects** – hot off the press.

Mail to: ECC Publications Limited; 30-31 Islington Green, London N1 8BJ

## Sinclair User / Spectrum User; Sinclair Programs; Sinclair Projects

Yes – I'd like to subscribe to:

- Sinclair User (12 issues – price £9.00) including special 'Spectrum User' supplement in each issue.
- Sinclair Programs (6 issues – price £6.60)
- Sinclair Projects (6 issues – price £6.60) Remember you get the first three issues FREE if subscribing to all three magazines!
- I enclose a cheque for £ \_\_\_\_\_ (deduct £3.30 from total cost if subscribing to all three publications)
- Please charge my credit card Card name \_\_\_\_\_ Number \_\_\_\_\_

Name \_\_\_\_\_

Address \_\_\_\_\_

Signature \_\_\_\_\_ Date \_\_\_\_\_

NB This offer applies to UK subscribers only. Overseas rates available on request.





# Crystal

## Innovative ZX Software

**MERCHANT OF VENUS (ZX81 + 16K RAM)**

This absorbing graphics game combines the skill of 'Lunar Lander' with the judgement of 'Stock Market'. With your freighter you have the freedom of the skies above the cities and spaceports of Venus. Each area of the planet has its own market prices for goods and fuel and you must discover the most profitable routes to work. Careful trading can make your fortune, but beware - upkeep of your ship is expensive and poor landings could cost you heavily in repairs. Start trading today for only £5.95.

**CRYSTAL MACHINE CODE (ZX81 + 16K RAM) MONITOR AND DISASSEMBLER**

This comprehensive program takes all the effort out of entering, editing, debugging and running your machine code. Occupying less than 3½K above RAMTOP its features include:

- 19 one-touch 'keyword' commands
- A full editing system
- High speed LOAD and SAVE
- RUN with breakpoints
- A Hex-to-Decimal and Decimal-to-Hex converter
- Print, Tabulate and Copy blocks of memory
- Display and alter CPU registers

This essential aid for all machine code users is fully compatible with your BASIC programs and comes complete with a detailed instruction manual for only £8.95.

**SYMMETRICAL CRYSTAL 1K GAMES TAPE**

Simply the ultimate in 1K games. For flicker free fast action games all with on-screen scoring plus a challenging puzzle to solve:

- ASTRAVOID** Dodge the asteroids! Dock with Pods to refuel. How long can you survive?
- INVADERS BOMBER** Blast the advancing aliens before they land. Full screen display. Flatten the rocky wastes below to clear a landing strip for your damaged plane. Special HI-SCORE feature plus full screen display.
- SUPER SLALOM** Can you beat the elusive 10 second barrier?
- DUNGEON QUEST** Dwarves, Trolls, Dragons, Wizards and more! You must solve the hidden mysteries of the dungeon to free the imprisoned Princess.

Five great machine code programs for just £4.95.

Send sae for our latest catalogue  
Please add £0.50 p&p and make cheques/ POs etc payable to

**CRYSTAL COMPUTING**  
291-293 Station Road, Dunscroft  
DONCASTER DN7 4DY

**NOW**

**AT 5 ST. PETERS LANE, LEICESTER**  
**Tel: 0533 29023**

(Close to Clock Tower, Large Car Parks, Bus Stn)

### THE FRIENDLY TO USER STORE

The first Midlands Region retail shop specialising in **SINCLAIR** computers.

Wide variety of Hardware, Software, Books & Magazines.

Reliable Cassette Recorder tested for loading/saving on ZX81 and SPECTRUM - only £18.50

### MICROWARE SOFTWARE for Spectrum

**ALIEN COMMAND** (16k) Testing Invaders style game making full use of Spectrum sound, colour and graphics

★SPECIAL XMAS OFFER £4.75★

**BACKGAMMON** (16k) Play against your computer in this version of the popular board game £5.00

**BOTH GAMES AVAILABLE SHOP or MAIL ORDER**  
Trade enquiries welcome.

**\*SOFTWARE WRITERS\***  
GOOD SPECTRUM OR DRAGON SOFTWARE  
WANTED. EXCELLENT ROYALTIES

# MICROWARE Leicester

Open 9.30 - 12.00 noon  
12.30 - 5.30 p.m.  
Closed Monday.

# ZX81 MACHINE CODE ?

**ZX.ASZMIC rom transforms ZX81 into an Assembly Language programming unit**

### ⌘ FULL-SCREEN EDITOR

Sixteen shift keys take you into a world with a word processor feel. A blink cursor moves at your command to control insertion, rubout, line or string deletion, auto-scroll & page flip up or down. Text block operations. Ultra-fast editing.

### ⌘ MULTI-FILE SYSTEM

Declare as many files as you like, with any names you like, & they are automatically handled by the Operating System. Merge them, delete them, print, save & load them, & edit them by name. Superb flexibility with a simple but powerful system.

### ⌘ TOTAL ASSEMBLER

Full Z80 mnemonics, unlimited length labels, ORG & EQU directives, proper assembly listings with errors flagged on screen or printer. Relocatable object code & options to facilitate cross-assembly. Interpretive immediate execution available.

### ⌘ POWERFUL DEBUG

All the usual dump, modify, fill & copy commands; plus breakpoints, single stepping, context control, the convenience of interpretive execution mode, full use of the names in your program, Command Macros, autodump, and full operating system interface.

### ⌘ HI-RES GRAPHICS

255 x 144 resolution under program control to give you truly convincing graphics. With the power & flexibility of assembler you can really use this high definition.

### ⌘ MUCH, MUCH MORE

Repeat function on all keys. Double height titling on printer. Lots of extras. But more important than all these features, attractive though they are, is the fact that ZX.ASZMIC is an integrated development system in which everything fits together to give you a tool which can satisfy the professional programmer by simplifying all stages of the program development process. It is excellent for those who are taking the first steps into real programming but the more expert you become the better you realise just what ASZMIC can do for you. If you are at all interested in machine code it will be worth your while to find out more.



£ **39.95**  
total

NEW  
Send for details of  
under-the-keyboard board  
for ASZMIC & BASIC.

## Comprocsys limited

I enclose £39.95. Please rush me ZX.ASZMIC + manual

NAME .....

Address .....

.....

.....

.....

Sole UK agents:- CAPITAL COMPUTERS LTD.

Dept. SU, 1 Branch Rd, Park St, St Albans AL1 4RJ.

Phone 0727 72917. Cheques payable to:

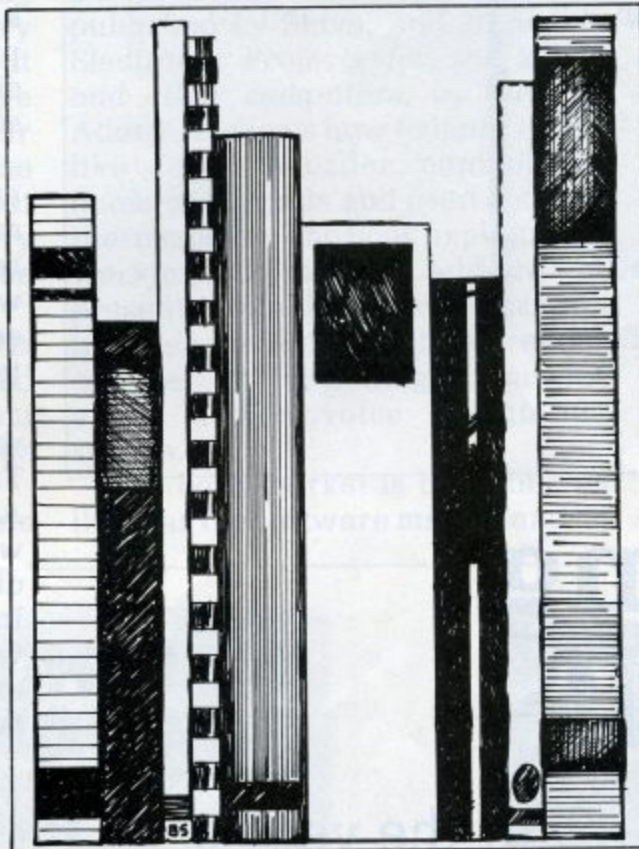
COMPROCSYS LTD/ASZMIC a/c.



---

# BOOKS


---



**Sinclair computers are ideal as cheap machines on which to learn the capabilities of computers and the basics of programming.**

**To help in the learning process a small publishing industry has grown up, producing a wide range of books for the novice and the enthusiast. John Gilbert takes some off the shelf.**





# Expanding bookshelf

John Gilbert looks back at the year's books to help enhance the ZX machines

**I**N THE LAST year scores of books have been written about Sinclair machines and it seems as if anyone who knows anything about the ZX-81 or Spectrum can enter the literary field and become an author.

During the early days of the Sinclair boom, most authors were content to collect together a few programs and write a short piece about each one. That made a book which could be on the streets in the shortest possible time.

One of the main publishers of ZX books is Interface. Its early contributions to the ZX-81 market included *Getting Acquainted With Your ZX-81*, by Tim Hartnell, and *The Gateway Guide to The ZX-81 and ZX-80*, by Mark Charlton. Both books are full of listings and very little explanatory text and similar in content.

Hartnell seems to have made a

one-man attack on the book market in the last year. His first books were full of listings and contained little text but his latest have dealt more with the techniques of programming and are more helpful to a computer user.

The rationale for books of listings was that they would give people who had just received their machines something to type-in and play with before beginning to program. That reason no longer applies. Magazines such as *Sinclair Programs* print listings which first-time users can type-in, so there is no longer a need to fill the pages of a book with long listings.

The lesson does not seem to have been learned. Several companies have published books of program listings for the Spectrum. They are well-produced and colourful but ideal only for first-time users or people not interested in pro-

gramming. The best of them include *Computer Puzzles for Spectrum and ZX-81*, by Ian Stewart and Robin Jones from Shiva, and *Over the Spectrum* from Melbourne House. *Over the Spectrum* is a book of listings but the introductory text to each program is more comprehensive than in other books.

Details are also given about how to adapt techniques used in the programs to the user's programs. The Shiva puzzle book is exceptional. The authors pose problems and give listings which simulate the problems in an effort to solve them.

At some time in the last year authors must have felt that the market for books of listings had reached saturation point. People wanted to learn how to program and several books on programming techniques appeared.

'One of the first on techniques was *The ZX-81 Pocket Book*, by Trevor Toms, published by Phipps Associates. Toms described several ways of saving memory, a much-discussed subject among ZX users. In the book are several programs which use the techniques described and also provide light entertainment when difficulties arise.

Another book on techniques which caught the imagination of users is the *Sinclair ZX-81 — Programming for Real Applications*, by Randle Hurley, published by Macmillan. It details several software projects, including a word processor and data filing program. Hurley also deals with memory-saving techniques and problems which may be encountered by a user when programming. The author has promised a book on machine code but it has not been published.

*Peek, Poke, Byte and RAM*, by Ian Stewart and Robin Jones, and published by Shiva, gained fame for providing an easy introduction to programming for the beginner. The book takes nothing for granted about the reader and contains many things which the ZX-81 manual did not embrace.

The author of a technical book faces two problems. The wording must be precise but not fall into jargon. The author must also try to find new areas to explore and not draw on material used in other books. That does not seem to worry many authors but soon the technical



market could be saturated with books on the same structured programming techniques and memory-saving devices.

People need to know about those things but there are already many books which explain them adequately. It would be better if authors were to explore other areas and there are many as yet unexplored ones in computing.

The machine code market for Sinclair machines is still very young but what has been published is very good. One of the easiest books about machine code is *Machine Language Programming Made Simple for your Sinclair*, published by Melbourne House. The book takes an almost child-like stance but proved very readable and excellent value for the beginner.

*Mastering Machine Code on your ZX-81*, by Toni Baker, is also a good introduction to the subject but slightly more difficult for the beginner to understand.

Machine code can be entered into

the Spectrum with greater ease than the ZX-81 and is expected to make people more willing to use it. Once they start doing so they will have greater programming power at their fingertips. The Spectrum is an ideal machine on which to learn and if this sector of the book market is overlooked it would be a pity.

A new market for ZX books has been opened in the electronics field. Two examples are the *ZX-81 Add-on Book*, by Martin Wren-Hilton, published by Shiva, and *20 Simple Electronic Projects for the ZX-81 and other computers*, by Stephen Adams. It shows how to build things like tape recorder controllers, numeric keypads and even a cheap thermometer. The book explains the working of several add-ons at present available from retailers and includes projects which the reader can set up, including a burglar alarm and a voice recognition system.

The book market is becoming as lively as the software market and no

doubt many books will be produced for the Spectrum and the ZX-81 in the months to come.

A general criticism of all the books mentioned is that they are all too costly. Paperbacks which would sell for no more than £3 are being offered at £9.

There are two probable reasons for the high prices of many books. Perhaps the market is so small that the prices have to be high to cover the costs. The other reason could be that the publishers know that people will buy a recommended book at almost any price. The satisfactory solution seems to lie between the two.

The book market needs strict controls over price and quality if it is to survive in the computer field. If companies do not start to reduce prices and publish better-quality books, computer users will become more cautious and selective. That has already begun to happen with software and the signs are that it is starting to happen with books.





# ZX-81 ZX-PANDA



## 16K EXPANDABLE RAM PACK

Specially contoured unit fits snugly into ZX-81 thus eliminating wobble and memory loss. No additional power required. Red LED on/off indication.



ONLY  
**£25.00**

## PANDA EXPANSION MODULE

The above unit is easily expandable from  
**16K to 32K**

ONLY  
**£19.95**

by simple insertion of  
a plug-in-module.

## GIANT PANDA Buy the 32K UNIT

ONLY  
**£39.95**

Complete at  
a special price  
of:

All prices are fully inclusive of VAT and p&p. Delivery within 21 days of receipt of order. All products come with a full **ONE YEARS GUARANTEE.**

SEND NOW TO:

**FOX ELECTRONICS**  
141 Abbey Rd  
Popley 4  
Basingstoke  
Hampshire.

Tel: 20671

Please send me Name .....

.... 16K RAMPACK Address .....

.... EXPANSION MODULE .....

.... GIANT PANDA .....

I enclose £.....

# SPECTRUM NEWS FROM



Just received your ZX SPECTRUM? No point in looking any further—we have the products you need at the prices you expect.

## SP48

32K Memory extension  
(giving total of 48K. Upgradeable to SP80)

**£25**

## SP80

64K Memory extension  
(giving massive 80K)

**£50**

Both the SP48 and the SP80 fit inside the Spectrum case, are fully compatible with all Sinclair add-ons (ZX Printer, RS232, Microdrive etc.), are very low in power consumption, require no soldering, are easy to fit and remove and carry our full guarantee.

Transfer your ZX81 BASIC  
and machine code programs  
and data onto your  
Spectrum in minutes  
with the fabulous new

## ZX SLOWLOADER £10

SOFTWARE  
PRODUCT OF THE YEAR

This superb piece of software enables your Spectrum to LOAD programs from ZX81 tapes and automatically converts them to 'Spectrumese' ready for normal Spectrum SAVEing.

Send s.a.e. for **FREE** catalogue to: **ORDERS & ENQUIRIES**  
East London Robotics, Finlandia House, 14 Darwell Close, East Ham, London E6 4BT Tel: 01-471 3308  
Prices include VAT. Please tick if you require VAT receipt   
Please rush me Item description Quantity E p

Name: Mr/Mrs/Miss \_\_\_\_\_ Address \_\_\_\_\_  
P & P 45  
I enclose cheque/PO payable to East London Robotics for TOTAL £ \_\_\_\_\_

### EAST LONDON ROBOTICS—THE OPTIMUM SOLUTION

## ZX81 & 16K THE TOMB OF DRACULA!



### 3D HORROR ADVENTURE GAME!


Occupying over 13½K of memory, a superb 3D graphics adventure game for the ZX81 with 16K RAM, **for only £3.95!** Enter Dracula's tomb at 30 minutes to sunset... wander through the tomb's pre-mapped 300 vaults in search of the fabled Vampire's Treasure... pick up valuable silver stakes and use them to defend yourself against the lurking horrors... ghouls, zombies, pits of primaevaal slime... See them all on the ZX81's plan of the tomb... when it will let you! Take a chance on a Mystery Vault... if you dare! And all the time the minutes are ticking by to sunset... when Dracula rises from his coffin and comes after you! Each of the infinite levels of the tomb has its own 300 vaults... go as deep as you like, the Prince of Darkness will seek you out in his blood-lust! **WARNING:** people of an exceptionally nervous disposition should play this game only during the hours of daylight! Special facility enables a game in progress to be saved on tape so you can continue it whenever you choose.

Price of only **£3.95** includes ready-to-load cassette with library case and inlay, full instructions, postage and packing. Order today! Money refunded if not delighted! Send cash, P.O. or cheque to:

**MOVIEDROME VIDEO** (Dept. SUA),  
19 Leighton Avenue, Pinner, HA5 3BW.



# **INSIDE SINCLAIR**



During the year we made a number of behind-the-scenes visits to Sinclair Research, speaking to people involved closely with various important developments in the company.

Much of what they had to say has proved interesting in the light of later developments. For example, Nigel Searle, head of the computer division, said it did not occur to him in June that Boots, Currys or Rumbelows would sell a computer. Boots and Rumbelows now sell the ZX-81.

In July, Richard Altwasser and Steven Vickers two of the leading figures in the design of the Spectrum, were keeping their plans secret after leaving Sinclair Research. They have since launched a major competitor in the home computer market, the Jupiter Ace.

We begin in May with a visit to the Timex factory at Dundee to see the manufacture of the ZX-81.



Lynd Church at Timex in Dundee

# Production goes like clockwork

**I**N KEEPING with its philosophy of sub-contracting all manufacturing processes, Sinclair Research appointed Timex to produce the ZX-81 when it was introduced in March, 1981.

Since that time, production at the Timex plant at Dundee increased from 10,000 to 60,000 units per month, while production of the Sinclair printer, also in the Timex factory, is 15,000 units per month.

David Chatten, production controller with Sinclair, explained that although the company does not undertake its own manufacturing, it is very thorough in its analysis of prospective component manufacturers. "We get people who are good at manufacturing particular components, then get everything assembled in a good production plant", he said.

The rate of growth of units produced at Dundee not only reflects the success of the ZX-81 but also

justifies Sinclair confidence in Timex, a company which had little previous experience in the assembly of electronics equipment.

Allan Johnston, project manager of board assembly at Timex, explained that the company decided to expand into new technology when watch technology began to change. He said: "Our experience at Dundee was in mechanical watches but development in quartz and digital technology led us to consider expansion into other areas".


So Timex and Sinclair began discussions on the production of the Sinclair flat-screen tube and Microvision pocket TV, for which Sinclair has announced a £5 million four-year capital investment programme. Because Timex had no experience in electronic assembly, it was decided that the production of the ZX-81 would be a first step in the learning process, added to which Timex was prepared to make the capital outlay for equipment needed for such assembly.

Chatten also stressed that assembly staff at Timex are of very high calibre, the best of whom were, initially, taken off-line to train in ZX-81 assembly. Chatten added:


"Getting Timex to do the assembly on the ZX-81 may have been a risky decision in the short term but in the long term it provides us with considerable security, giving us the opportunity to build good working relationships before full production on the pocket TV begins".

Whatever the risks, production of the ZX-81 seems to be proceeding smoothly, with only minor difficulties still to be solved, according to Chatten. The process starts with the build-up of the printed circuit board, including the addition of diodes and resistors. The board then goes through a flow-solder machine, which solders all the components into place and includes a cutter to tidy the leads.

It is only at that point that the chips are added to the board. They



Building-up the circuit board



Assembling the keyboard


arrive at the Timex plant in anti-static tubes and are fed into a slide dispenser to ease the process of manual assembly. It is at that point that the first test of the equipment is made.

Bearing in mind that the assembly process has not then reached the keyboard stage, the test is to establish that the board is alive and well. It is called the K test, because all it requires is the appearance of the K on the screen, notifying the user that the machine is ready for instructions.

If a board fails the K test, it is then tested on a GenRad 2270 which identifies the fault and produces a




David Chatten



Allan Johnston





Inserting the chips



Testing for faults



Testing the keyboard



Finished printers

printout denoting the area of fault. The printout is then attached to the board, which is returned to the rework section, before going through the entire process again.

Assuming that the board has passed the K test, the top half of the casing with the touch-sensitive keyboard and connectors is assembled. At that point, the ZX-81 is again tested, running off a test program on cassette which will display a series of OKs on the screen for every key tested.

Finally, the bottom half of the casing is attached and the completed ZX-81s are packaged for distribution.

Timex has agreed with Sinclair to market personal computers, peripherals and software in North America.

Distribution for them will be handled by the established Timex shipping agents, distribution network and retail outlets in the U.S., though Sinclair will continue to sell the ZX-81 by mail order from its Boston-based subsidiary until Timex sales reach agreed targets. At that stage Sinclair will begin to concentrate on sales of its yet-to-be-released flat-screen TV.

The machines in North America will be marketed under both Sinclair and Timex names and

Sinclair will receive a royalty on all sales under the agreement, which covers current and future Sinclair personal computer products and Timex developments of Sinclair computer technology.

Timex obviously has a fair amount of confidence in the product it is assembling for Sinclair, demonstrated by its use of the ZX-81 to test the printed circuit board of the Nimslo 3D camera, assembled by Timex and soon to be marketed in the U.S.

Sinclair believes that such confidence is well justified, pointing to what it considers to be a low percentage of returned equipment. The



return figure on the ZX-81 is 2.4 percent, though the percentage return on kits is higher, at around 13 percent.

Chatten claimed that the higher figure of kit returns is due more to poor component insertion and bad soldering than to component failure.

He admitted that of the 2.4 percent returns of supplied ZX-81s, around one percent of failure is due to power supply faults, an area in which Chatten believes there could well be improvement. In fact, it is Clive Sinclair's stated aim for a return percentage of one percent overall and it is partly to that end that he appointed a quality assurance manager, David Fuller.

While an aim for continued improvement in machine reliability is a necessary part of successful business practice, the gamble of engaging a company with little experience in electronic assembly seems to be paying-off. Chatten commented:

"There is some room for improvement in the assembly process — perhaps greater use of automated production lines — but on the whole we are very pleased with Timex work".

*On the production line.*



Linda Bishop talks to Nigel Searle

## Plotting course for company growth

**T**HE launch of the Spectrum is only a part of the development plans of the Sinclair Research computer division. The company also intends to market a full range of peripherals and software for all its computers and to expand overseas and into the educational market.

The man behind the ambitious expansion plans is the head of the division, Nigel Searle.

"I expect the Spectrum will not replace the ZX-81 but will sell alongside the ZX-81 and be the beginning of a range of computers", he said.

"They will be fully-supported in terms of peripherals and software. We have already developed a mass storage device which is of our own design and that will be announced later".

He added that in future Sinclair intends to launch new computers with a full range of software.

Of the educational market, Searle said: "Many schools have a ZX-81 but the price of them is such that many schools ought to have 20 or 30 of them. We hope to penetrate that market in the U.K. and elsewhere".

That ties with plans for overseas growth. The company is in the middle of searching for foreign distributors.

"We expect our overseas sales to increase substantially", he said.

Searle has a long association with Clive Sinclair. He first joined him in the Sinclair Radionics company 10 years ago designing pocket calculators. He then moved to the U.S., first in California and later in New York, where he was responsible for promoting the company's calculators and watches.

He stayed with the company until 1977, when he left. "The calculator business was not doing too well and also it was not really the same company once the National Enterprise Board was involved", he said.

Two years later Clive Sinclair formed Sinclair Research, launched the ZX-80 and Searle rejoined him. He ran the U.S. office in Boston, concentrating on selling the ZX-80 and 81 until taking his new job.

Software is an area in which Searle is particularly interested. The company has begun a software development project which should build the library to 200 programs.

"They will be available only through W H Smith, 26 to start, which is just the tip of the iceberg, covering games, education and some business. It is an area we have neglected in the past but we have spent time getting together a wide



range of software for the ZX-81".

Searle was involved closely with the launch of the Spectrum and decided to continue the unusual Sinclair marketing strategy of concentrating on mail order.

"With minor variations we are launching our new products the same way we always have done", he said, but added that "there are no plans at present for putting the new machine into W H Smith, which is Sinclair's only retailer".

He said the reason was that "not many others are selling so many computers as we are. We have sold far more computers by mail order than anyone who has sold through stores".

He added that the original idea behind the mail order decision was that when Sinclair first went into the computer market there was no obvious retail outlet for a personal computer.

"It does not occur to me, or anybody else, that Boots, Currys, Rumbelows, would sell a computer.

"It also makes good sense financially to sell through mail order. We do not have to give a discount to retailers which you normally have to do".

The promotion of a new product through retail distribution can cost so much that the price of the product has to be raised by 50 percent.

Heavy advertising is still

essential and Searle again adopts an unusual policy by not having a pre-determined budget.

"We are willing to spend as much on advertising as will produce a profitable number of sales", he explained. Last year the cost was slightly more than £5 million and in 1982 it looks as if it will be more than £10 million.

Where that is spent depends on the product, with advertising in the technical computer journals, particularly the magazines, and the Sunday magazines.

"So far we have had products which have been of interest to both the specialist computer market and the general enthusiast market but we might well have products in the future which would be of interest only to the serious computer user".

For the Spectrum, Searle is concerned not only with selling the machine but also with persuading people that it is better than rival products. "We would not introduce a computer unless it was significantly different from our existing one," he said.

His return to Britain has made life much more hectic than it was when he was in Boston selling the two ZX computers.

"So far working here has been a bit like jumping on a train which is passing at about 60mph. It seems as though there are many things to be done".

Jim Westwood

# Backing Sinclair

ONE OF Jim Westwood's first pieces of engineering wizardry was the contraption which enabled him to carry-out soldering work from the comfort of his bed. Were it not for the fact that he was only 12 years old at the time, that might be mistaken for the sign of an extremely lazy character. As it is, it merely emphasises the trait of ingenuity which has helped him during his 20-year working relationship with Clive Sinclair.

During those two decades, he has had a hand in such innovative products as the Sinclair pocket calculator, the three more recent computers and the promised flat-tube TV, not to mention the transistor radios and hi-fi equipment of the early days.

Today, at 34, he is known as senior, or chief engineer, with Sinclair Research, a role which combines engineering and management skills.

It is a far cry from the early 1960s when he joined Clive Sinclair and one secretary straight from school and relied on trial and error, as much as natural aptitude, to take him through his first days as a technician.

"Engineering of a kind was always my hobby, even when I was very young. Wherever I went you could be sure of finding a trail of broken torches in my wake. I had to take everything to pieces and gradually I was able to put it together again", he says.

It is that consistent, if unorthodox, philosophy which has stood him in good stead for so many years and ensured that the products in which he had a hand were always at the forefront of technology.

"I think it must be unusual to find someone like me in a fairly senior position without formal training", he says modestly, "but when you are always working unconventionally, as we are at Sinclair Research, I don't think training matters very much. Aptitude is more important".





From his small office in Cambridge, surrounded by an orderly chaos of electronic equipment, he seldom works on fewer than three ideas at a time. Of those, few come to fruition and only a handful reach initial design stages.

"The most difficult part is deciding what we want to achieve in the first place. We start with a mess which we call a breadboard. That has a very basic outline of our concept.

"All of us here have electronics in our bones and so when we first discuss an idea we know roughly its chances. Because we always produce 'firsts' we can be reasonably sure there will be no competition.

"The real worry is always whether it will catch on. You might

feel sure there is a certain demand in the market but you are never sure just how it will sell".

Westwood admits that he still flinches at the sound of some of Clive's ideas but adds: "It's a challenge managing to achieve something without using expensive components and I like that challenge.

"Of all the products with which I have been involved I think the ZX-80 is my favourite. It was a real breakthrough in the use of cheap components. It is something which ought to be in the Ark by now but I am still proud of it".

Westwood is a modest and unassuming man, dismissing his early role at Sinclair simply as a matter of "fiddling with the components and trying to get the thing working".

His confidence grows as he talks of Sinclair generally and it is clear that he recognises the combined talent in the company, a team which would be sadly incomplete without him.

"We are always surprised at how long it takes the rest of the world to catch up with us. After working with Clive for years, you learn that it is worth trying to do things other than the straightforward way. It has amazing benefits. All our products show imagination and inventiveness; they make other people envy us and want to work for us.

"We spent a long time getting all the people together and now we have a very strong team, which is one of the main reasons for our success, in my view".

Westwood, who is married to a former teacher and has four children under the age of 10, is adamant that his family will not be reared on a diet of TV games.

A seemingly bad advertisement, perhaps, for his work, but he is already introducing his children to the concept of computers as an aid to living — and they love it.

"My only adverse reaction to the whole thing is that the instruction manuals leave much to be desired when you are trying to teach children".


Aside from the sheer technology of his job, he has become increasingly involved in management, taking part in the decision-making and ensuring that ideas are carried through the system.

He enjoys decision-making and the follow-up process, including the field trials which, for the flat-tube TV, will take him round the world.

"There has not been a great deal of travelling so far. Of course, I go to Dundee often and our private aircraft has made a huge difference to that; it beats the sleeper anyway.

"It will be another challenge to work on the field trials. We will have to set up small laboratories or take the equipment with us, trying it and perhaps modifying it slightly to suit the various surroundings".

Ask what follows the flat-tube TV and Westwood is overcome by a sudden vagueness, at odds with the forthcoming nature of the rest of the interview. He may be untrained, he may be shy, but Westwood knows when he is being tapped for a secret; and, like all good engineers, he is giving away nothing.







Steven Vickers and Richard Altwasser set up on their own

## Searching for gold at the beginning of the Rainbow

**T**WO OF the leading figures in the development of the Spectrum have cut their links with Sinclair Research to set up their own company.

Richard Altwasser, who designed the hardware, and Steven Vickers, who wrote the programs for the ROM working memory, have formed Rainbow Computing Co. Apart from publishing a book of programs for the Spectrum, the company plans are a closely-guarded secret.

"It is necessary for us to be very cagey and apart from the one thing which we have announced, we would like to leave anything we are doing secret until it is ready for launching," says Altwasser.

They decided to make the move because their major project for nine months, the Spectrum, had

ended and, like many other people, they wanted to be their own bosses.

"We had plenty of freedom working at Sinclair but at the end of the day the company was run by one man and if a decision needed to be made, there was one man who took that decision," Altwasser says.

He and Vickers add, jokingly, that they had also been tempted because of the money Clive Sinclair was making.

Altwasser, 25, gained a degree in engineering at Trinity College, Cambridge and went to work for a micro-based automation company at Worcester but found the organisation too limiting. After 18 months he left and joined Sinclair Research in September, 1980.

He did some work on the development of the ZX-81 and after its

launch in 1981 he was made responsible for computer research, which involved him in the design of the hardware of the Spectrum.


Altwasser has also been writing software for the ZX-81 and his Cambridge Collection has sold 30,000 copies.

Before joining Sinclair he had a little knowledge of computing, owning a TRS-80 and having run a course in teaching Basic.

Vickers' knowledge, however, was much less. "Two years ago I did not even know what a ROM was," he says.

Vickers, 29, was also at Cambridge, gaining a degree in mathematics at King's College before doing his PhD at Leeds. In 1980, after writing for a job to a number of computer companies,





Rick Dickinson

# Modesty blazes

**A**WARD-WINNING industrial designer Rick Dickinson is modest about his achievements, which so far include the ZX-81, for which he won a Design Council award, and the Spectrum.

"I don't think I have ever been delighted with anything I have done", says the blond, 26-year-old prodigy. "There always seems to be room for improvement".

Dickinson is a meticulous worker and while both the ZX-81 and the Spectrum are selling beyond all expectations, he adds: "I would never let anything go to production unless I was happy with it".

Graduating from the Newcastle Polytechnic pioneering industrial design course, Dickinson and his classmates are equipped, theoretically, to design anything "from knives and forks to ocean tankers".

Dickinson produced items as diverse as a chain saw and a road tanker during his first year as a qualified industrial designer, which he spent freelancing in Wales.

He had already spent some time working for Clive Sinclair while he was studying for his degree and it was not long before he was absorbed as a full-time member of staff and the company's sole industrial designer. He is responsible for the appearance of Sinclair products down to the layout of the components inside and the pattern of information on the keyboards. His membrane keyboard for the ZX-81 was revolutionary and largely responsible for the low retail price of the product.

Dickinson has learned that price is the ultimate justification and on all his designs he has to bear in mind the cost factor as well as the straightforward appearance of any item.

The membrane keyboard was a great success and Sinclair has had to cope with numerous pirate copies since its inception but, as with everything, it had its disadvantages. Its main disadvantage was its inability to register touch. To ensure

including Sinclair, he joined Nine Tiles, a software consultancy based near Cambridge, which had written the ROM working memory for the ZX-81.

His first job was the adaptation of the 4K ZX-80 ROM to make an 8K ROM for the ZX-81. He also wrote the manual for the ZX-81 and went on to write most of the ROM for the Spectrum, as well as assisting with the manual.

Both say that they found working for Sinclair very exciting — "providing you can cope with the pressure without having a heart attack." The main difference they found between Sinclair Research and other companies in electronics was that "deadlines were very real deadlines".

Development of the Spectrum was typical of the way in which Sinclair Research works. A rough specification was worked-out with the main requirements, including colour, high-resolution graphics and improved tape storage interface.

That was set in September, 1981 with a final deadline of the Earls Court Computer Show in April, 1982. By that time the Spectrum had to be ready to go into production, which meant that not only had all the development work to be done at Sinclair Research but also all the suppliers had to be chosen and the production lines at Timex had to be tooled-up.

That had to be done in conditions of great secrecy and very little information leaked about the machine, although Altwasser says he was surprised by how much was known about it before the launch. In the

end, with many nights of working late, the deadline was met and the Spectrum launched on time.

Other benefits of working for Sinclair were that there was no shortage of money for research and, as it was a small company, it was easy to obtain quick decisions on new ideas and new ways of doing things.

"When I went for interview I asked about money being available if a piece of equipment was needed and was told that a request was never refused, but that they might advise about something which would be better," say Altwasser.

For the future, Vickers and Altwasser say they are concerned to prevent a Japanese invasion of the British market. Their plans for doing that are to remain secret.

Asked if their name denoted any link with the Spectrum, Altwasser replies that the only connection was that it has been one of the suggestions for the new machine which they had liked, so they had decided to use it.

One of their major concerns is that they should be able to keep pace with the latest developments in their field.

"There will always be the fear that something you have designed will be out-of-date as soon as you have finished it," he says.

They also think that the present generation of computer technologists will find increased pressure from today's school-children. Altwasser says that teenagers are able to grasp ideas with which he had difficulty less than three years ago.



you have a response it is necessary to look at the screen — there is no reassuring click when you touch each key.

For the Spectrum, Dickinson has returned to a raised keyboard but again he produced a first by making it from rubber. He says:

"I like the Spectrum much more than the ZX-81. It was much quicker to design but much more complicated. It is a step upmarket and I was really trying hard for a super-smart machine. It is not for quite the same amateur market".

The process of design is a long one. Normally it begins when Clive Sinclair outlines his idea to Dickinson, including his demands about size. "He will resolve in his own mind the specifications and he will always say how small it has to be. I think how can it be that small? Yet he is always correct in the end and we produce something which seemed impossible to me in the beginning".

Armed with his brief, Dickinson then spends a few days with his sketchbook, exploring ideas, but he likes to begin work in three dimensions as quickly as possible and is soon modelling in Perspex or plasticine.

The next stage is to produce the finished model in Perspex but obviously it has no components inside — it is produced as a solid block.

That model is detailed, even down to the graphics which Dickinson has painted on. Layout of the interior follows, with the designer using all his powers of logic to ensure that each component is in the best possible place. Perhaps the most difficult part is the keyboard. Dickinson says:

"We spent a great deal of time on that. It is the only interface between the user and the product and it has to be right. We were trying also to cram on more information than anyone had ever done. I believe that form should follow function".

Design of the ZX-81 took about six months. The Spectrum was quicker but with all his major projects Dickinson also has to set aside time for add-ons to existing computers — the work is never finished. His main project now is the flat-tube TV.

His biggest problem with that is that Sinclair has already been working on it for some time. Normally he is briefed at the same time as the electronics engineers but this time the inside is already

finished. It is also another first, which means Dickinson cannot research by looking at existing products in the field.

"That is the most exciting thing with this company, you know; many products are the first of their type, so you are really in on something new".

Dickinson is content with his life in every way. At school he liked the sciences and the arts and his job ensures that he remains involved in both. He spent one year on a foundation course at art college at Grimsby before starting to read for his degree and feels the experience was invaluable. He is happy with his work at Sinclair.

"We all work very closely, very much as a team. Most of the information is in people's heads. There is no time to be formal and put it on paper. It is a good atmosphere in which to work".


For this award-winning Yorkshireman, it abounds with opportunity, too. He has entered the Spectrum for a Design Council award and on his drawing board are the initial stages of the flat-tube TV — another first, and possibly another award.





# ZXKEY

Our new cased keyboard has 52 keys, 12 of these are used for the numeric pad. The numeric pad offers some useful features; you can cursor with one hand and it will be a boon for anyone who enters a lot of numeric data. The case measures 15 x 9 x 2½. The computer (ZX81 or



spectrum) fits neatly inside. Also fitted inside the case is a mother board (81 model only) which allows 16K, 32K and 64K to be fitted in the case. All the connections are at the rear of the case i.e. Power Mic, Ear, T.V. and the expansion port. The power supply could also be fitted inside. This means you have a very smart self-contained unit.

#### NOTE

The keyboard is connected to your computer by a ribbon cable and this has connectors fitted which simply push into the Sinclair connectors. It is a simple two minute job and requires no electronic skills or any soldering.

**ZX81 ARCADE SOFTWARE**  
**THE FOLLOWING EXCITING MACHINE CODE**  
**ARCADE ACTION GAMES ARE AVAILABLE**  
**FOR THE 16K ZX81 ★ CENTIPEDE ★ METEOR**  
**STORM @ £4.95 each**

**Fully cased with numeric pad £45**  
**Uncased with numeric pad £30**  
**Case £15**

- ★ 16K Ram Massive Add On Memory Fully assembled and tested £19.95
- ★ 64K Memory Expansion £49.95
- ★ 4K Tool kit full of utilities to aid the programmer in constructing and de-bugging

# dk'ronics



# BOARD



## 4K GRAPHICS ROM £29.95

The DK Graphic module is our latest ZX81 accessory. This module unlike most other accessories fits neatly inside your computer under the keyboard.

The module comes ready built, fully tested and complete with a 4K graphic ROM. This will give you an unbelievable 448 extra pre-programmed graphics, your normal graphic set contains only 64. This means that you now have 512 graphics and with their inverse 1024. This now turns the 81 into a very powerful computer with a graphic set rarely found on larger more expensive machines. In the ROM are lower case letters, bombs, bullets, rockets, tanks, a complete set of invaders graphics and that only accounts for about 50 of them, there are still about 400 left (that may give you an idea as to the scope of the new ROM). However, the module does not finish there, it also has a spare holder on the board which will accept a further 4K of ROM/RAM. This holder can be fitted with a 1K/2K/RAM and can be used for user definable graphics so you can create your own custom character sets.

THE FOLLOWING SOFTWARE IS AVAILABLE FOR USE WITH THE GRAPHIC ROM @ £4.95 each  
 ★ ASTEROIDS ★ CENTIPEDE ★ DEFENDER  
 ★ SPACE INVADERS ★ METEOR STORM

- E.Prom version for use with graphics Rom £9.96
- Cassette Version £6.95
- ★ Flexible ribbon connector £10
- ★ Spectrum Memory Upgrade to 48K £35

SEND S.A.E. FOR INFORMATION  
 PACKED CATALOGUE

23 Sussex Road,  
 Gorleston,  
 Great Yarmouth,  
 Norfolk.  
 (0493) 602453

Send off the coupon today or telephone Gt. Yarmouth for our answering service (available 24 hrs. a day 7 days a week) quoting Barclaycard or Access number).  
 Please add on £1.25 for P/P



## WHY WAIT?

### ORDER TODAY FOR FAST DELIVERY

Please state type of machine which ROM/memory size quantity and price when ordering

- Please send me ..... @£ .....
- Please send me ..... @£ .....
- Please send me ..... @£ .....
- Please send me ..... @£ .....
- Please send me ..... @£ .....
- Please add on £1<sup>25</sup> for P/P. I enclose £ .....

Name .....

Address .....

Cheque/P.O. payable to DK Tronics



# JOYSTICKS



## ZX Spectrum / ZX81

FOR ONE JOYSTICK AND  
INTERFACE MODULE

BUILT, TESTED & READY FOR USE

- ★ **NO SOLDERING**, plugs into rear expansion port between ZX and Ram Pack, Printer or Microdrives.
- ★ **TWO JOYSTICKS** connect via one interface module.
- ★ **NO SPECIAL PROGRAMMING**, Joystick 1 operates as keys 5 to 8 through inkey instruction.
- ★ **IMMEDIATELY COMPATIBLE WITH ALL CURRENT SOFTWARE** using arrow keys for movement.
- ★ **INTEGRAL 'FIRE' BUTTON**  
FREE 'Video Graffiti' listing + full instructions.

To: A.G.F. HARDWARE, 26 Van Gogh Place,  
Bognor Regis, West Sussex PO22 9BY

QTY	ITEM	ITEM PRICE	TOTAL
	JOYSTICK	6.99	
	INTERFACE MODULE	15.96	
ZX Spectrum <input type="checkbox"/> ZX81 <input type="checkbox"/> Please tick		FINAL TOTAL	

## ZX SPECTRUM SOFTWARE

**SUPERDRAW16** £5.00    **SUPERVIEW48** £5.00

### List of Features

- \* 16K Spectrum graphics pack.
- \* Full screen high resolution colour.
- \* Moving cursor control.
- \* Large alphabet facility.
- \* Pictures saved on cassette.
- \* Automatic "slide show" option.
- \* Menu driven, easy to operate, crash proofed.
- \* Documented to usual high Video Software standard.
- \* Demonstration slide show.
- \* Audio commentary on reverse of cassette.

### List of Features

- \* 48K Spectrum personal viewdata.
- \* Page creation with moving cursor.
- \* Large alphabet option.
- \* 48 full screen two colour pages OR
- \* 24 full screen full colour pages.
- \* Random page recall.
- \* Continuous page rotate.
- \* Print option.
- \* Full operating manual to our usual standard.
- \* Audio commentary on reverse of cassette.

Prices include VAT, P  
& P.  
Immediate delivery.

Full range of ZX81  
software  
still available.

**VIDEO SOFTWARE LTD.**  
Stone Lane, Kinver,  
Stourbridge,  
West Midlands,  
DY7 6EQ.

- Scramble (ZX81) £3.95**
- Scramble (Spectrum) £5.50**
- Frogs (ZX81) £3.95**
- Masterchess (48K Spectrum) £6.95**
- Bomber (ZX81) £3.95**
- Paintmaze (ZX81) £3.95**
- ZX Chess (ZX81) £6.50**
- Breakout (ZX81) £3.95**
- Sorcerer's Castle (ZX81) £3.95**
- Space Invaders (ZX81) £3.95**
- Asteroids (ZX81) £3.95**
- Tempest (ZX81) £3.95**
- 1K Gamespack (ZX81) £3.95**
- Debug (ZX81) £3.95**

All available on cassette, with library case, direct from the makers (please make cheques/PO's payable to Mikro-Gen and add 40p post & packing). Our range is constantly being up-dated - write for full details of the latest games and add-ons for your Sinclair.

# MIKRO-GEN

TRADE  
ENQUIRIES  
WELCOME

24 Agar Crescent Bracknell Berks RG12 2BK  
Tel: Bracknell (0344) 27317

## From Mikro-Gen for your Sinclair





---

# SPECTRUM CLOSE-UP

---



The biggest micro news item of the year was the introduction by Sinclair Research of a colour and sound microcomputer, the Spectrum. While retaining many of the features of the earlier ZX-81, improvements were made in a number of areas. Two of our leading writers assessed its capabilities.





# Colourful addition to Sinclair range

Robin Bradbeer impressed by value

**T**HE SPECTRUM is a colour and sound computer for the incredibly low price of £125. At that price it undercuts the BBC Microcomputer Model A, its direct competitor, by around £175. In designing the new machine it is clear that the rejection of the Sinclair offer to build the BBC Micro was foremost in the company's mind. The specification is very similar and will certainly affect sales of the Acorn-based machine. It is as if Clive Sinclair has turned to the powers that be in the Government and BBC and said: 'I told you so.'

The Spectrum is a small computer measuring 233 x 144 x 30mm, or slightly wider but not so deep as the ZX-81. The basic model has 16KB of RAM and 16KB of ROM. That compares to most other common com-

puters for ROM but it is more RAM than most models in the less than £300 price range.

Another 32KB of memory is available at around £50 and that plugs into some sockets already built into the main board. The 48KB RAM model, therefore, is potentially as powerful as the very common Apple II computer costing around three times the price.

The Spectrum plugs into a normal UHF TV tuned to channel 36 and all characters are shown lower-case unless specified by using the capitals shift. There is a capitals lock, which is very useful. The Basic is based on that of the ZX-81 and some of the features lacking on the original model have been included in the latest one.

The screen can display 24 lines of 32 characters, although the

individual pixels which make up each character — 64 in all — can be accessed and changed at will. That means that 256 x 192 pixels is available for graphics.

The screen format is very similar to the Commodore Vic, with a border area and the active screen within the border. At switch-on, the system automatically enters a mode where border and screen area, or paper as it is called, are white and the letters, or ink colour, black. That overcomes the strange effect noticeable on some colour computers where the border area is different from the working area, which makes the screen look smaller than it is.

The colours of the border, paper and ink can be changed easily with commands of the same name. Eight colours are available, although judicious use of the graphics characters available makes intermediate colours, like orange, possible. It is also possible to have 21 user-defined graphics characters, which will allow Greek or other alphabets to be used.

Unlike some computers built in the States, the Spectrum also has a £ sign on the keyboard. Everything can be printed on the ZX printer; the ZX-81 expansion memory pack cannot be used with the Spectrum.

Many commonly-used routines in the graphics are available automatically. For example, a circle can be drawn with the 'circle' command by specifying the centre and diameter.

In addition to the ink and paper commands, the Basic has brightness and flashing commands. Other useful graphics functions include an over command which allows characters to be super-imposed at any point. The six colour-control commands can be used over the whole active screen area or locally within each individual 8 x 8 pixel group which makes up each character.

Like the ZX-81, the plot command accesses one pixel at a time and the attributes of each block can be used to control the characteristics of that pixel. Colour control codes, which can be accessed directly from the keyboard, can be inserted into text or program listings and, when displayed, will over-ride the globally-set colours until another control code is encountered.

All control commands can also be used within strings and it is enter-



taining to define a string which has different-coloured characters and background colours in it. A simple print command using that string causes it to be printed to screen just as stored.

Editing is the same as for the ZX-81 but the addition of auto-repeat on every key makes editing easy, especially when the cursor is moved around a long line.

Some additions to the Basic include the means to enter a binary number directly. That is the method of generating the user-defined characters, of which there can be 21 directly-attributable to some of the keys on the keyboard. The  $8 \times 8$  matrix is made up by defining the character as a series of eight bytes, each byte being one line of the character. A 1 indicates a pixel and a 0 the absence of one. Other new functions include READ, DATA and RESTORE, something which was sorely missing on the ZX-81. FN and DEF FN are also there.

One of the best new additions to the specification is the ability to type in lower-case. That certainly makes reading and writing programs easier, especially as the keywords are still capitals. So strings, variables and arrays can be specified in a way which is simpler to use.

Unlike the ZX-81, the Spectrum uses true ASCII codes for its alphanumeric characters and control codes. That means that ZX-81 cassettes cannot be read into the Spectrum. Other than the absence of SLOW, FAST and SCROLL, however, the Basic is identical. There is no need for FAST or SLOW, as the memory-mapped screen overcomes


the need for screen writing during interlacing, as on the ZX-81. The Spectrum has the speed of the ZX-81 in fast mode with the screen characteristics of the ZX-81 in slow mode.

The Spectrum has an expansion port similar to the ZX-81, with the addition of the colour video information. Thus a colour monitor could be attached to give a high-quality display. Full data, address and control buses for the Z-80 processor are available and the ZX printer can be plugged-in directly.

The LPRINT, LLIST and COPY commands work with Spectrum Basic, with the additional bonus that any user-defined graphics will also be printed. It is also possible to run a number of other peripherals at which Sinclair has only hinted. There will be an RS232C interface, so that standard printers can be attached. There will also be a network with an interface which fits on the expansion port, as will the ZX-Microdrive, to be launched later. It is possible to access all I/O ports by using the IN and OUT commands in the Basic.

The Spectrum has a very basic sound capability. The internal speaker emits a 'raspberry'-like sound, set normally at a frequency of middle C. The pitch and duration of the note can be defined in the Basic with the BEEP command. The centre frequency being middle C, any other note can be defined by the number of semitones above or below that frequency. It is also possible to have fractional intervals.

In summary, the ZX Spectrum is a very fine computer and at the price will give Commodore, Acorn/BBC and Atari a run for their money.



## Taking the lid off

Stephen Adams

**T**HE SPECTRUM is very similar in shape and style to the ZX-81 and there are many similarities. Sinclair retained the original keyboard to save space but has provided a rubber sheet with moulded keys on it which fits over the top. The sheet is suspended over the flat keys — which on the Spectrum are bigger than the ZX-81 — so that when a key is pressed it bends to give some feel to the keyboard.

That, and the fact that the keys repeat if held down for longer than one second, even when using SHIFT, makes the keyboard much easier to use. The single keyword system has been retained and that saves memory, as all the Basic words can be stored as one byte. It also means that two SHIFT keys are required to reach all the functions; one is called CAPS SHIFT and the other SYMBOL SHIFT. They are at opposite ends of the keyboard and as they are often used one after another, it tends to slow the input speed as you are constantly swapping hands.

For instance, RUBOUT and the cursor movements use CAPS SHIFT and +-\* are SYMBOL SHIFT. It would have been a better idea to put both on the left-hand side, as they often need to be used together and could be pressed with one hand while the other searches for the appropriate key.

The keyboard is an input-output mapped device, as on the ZX-81, and





along with the ZX printer, which is the same for the ZX-81 and the Spectrum network RS232 interface, discs, loudspeaker, tape interface and border colours require only one address line to work. That means that you must make all of the lower five address lines a binary 1 to use your own devices.

The input-output map access has been improved greatly, however, with the addition to the Basic commands of IN and OUT. They give an instruction IN A(c) or OUT A(c) where registers BC give an address from 0 to 65535.

The memory-mapped addressing of the RAM/ROM occupies 0-16K and the RAM 16K-32K on the basic 16K model. There is provision for an extra 32K board to be plugged into IC sockets at the back of the printed circuit board. The 48K version will have the board fitted but to add it later will cost £60, which seems expensive.

There would be no difficulty in adding extra ports to the memory map, as on the ZX-81, above 32K — on the basic version — but for two things. There is no line, so that the extra RAM can be turned-off if required on the edge connector and the edge connector address lines have been moved to the outer edges so that it is incompatible with the ZX-81. The Spectrum has a 28-way double-sided edge connector of the same style as the ZX-81, with the

keyway on pin 5. That makes any input-output device compatible with the ZX-81 but any memory-mapped devices would have to be rearranged. The edge connector also has a number of new signals on it which are not explained in the manual, plus a video output and colour outputs for VDUs.

All the voltages used on the Spectrum are also brought out, namely +5V, -5V, +12V and -12V. They are obtained from the same buzzing transformer as is used in the 16K RAM pack and most of that

above the dots for each character. They are all stored in one byte per character and can be read by the Basic word ATTR and altered either by Basic commands or POKEs.

The dot screen is a different matter, however, and cannot be altered so easily, as the dots are stored in peculiar order, so you have to use the graphics commands — which can define all the dots on the 22 line by 32 character screen available to the user — or the SCREEN command.

The screen takes up 6,912 bytes of



RAM pack seems to have been transplanted on to the Spectrum.

The obvious additions to the circuitry are the PAL colour mixer under the metal can, which contains the video modulator, and two crystal-controlled oscillators are used, one for the ULA, which controls the screen among other things, and the other for the colour mixer. The 14MHz clock for the ULA is also used to drive the Z-80A microprocessor after it has been reduced to 3.5MHz. That is 0.25MHz faster than the ZX-81. The Z-80A has also been freed of the job of putting-out the screen — by the ULA — and so no longer requires the commands FAST or SLOW, as it works at top speed all the time except when BEEP or PAUSE is used.

PAUSE and BEEP both cause the Z-80A to stop for a time determined by the programmer and so it will do nothing else while those commands are being done. BEEP commands should be kept short in a program for that reason; 0.01 seconds is a good speed to PRINT AT and BEEP at the same time.

As for programming the Spectrum, it can be considered as an extension of the ZX-81 Basic. The PAPER, INK, BRIGHT and FLASH commands for each character square are stored in a memory map

the 16K memory and the system variables take up another 738 bytes. The rest of the memory is not free for the user to use as 11 other areas float above location 23733 and can expand and contract as required by the Spectrum.

The program and variables are sandwiched in the middle of those, so REM statements cannot be used for machine code. There is an area, however, which can be used for machine code programming above RAMTOP which is ignored by the Basic and its length can be defined by the user.

The user-definable characters area is stored above that so they can be retained from program to program.

There are many tape arrangements which can be made with the Spectrum. The program, strings or machine code can all be SAVED, LOADED and VERIFYd separately. The variables and screen can also be stored on tape but cannot be VERIFYd. As each is SAVED, a message to start the tape recorder will appear and wait for you to press a key.

SAVEing or LOADing causes the border to flash red and green or red and blue, depending at which part of the tape you are looking. All the tape programs LOADED correctly.

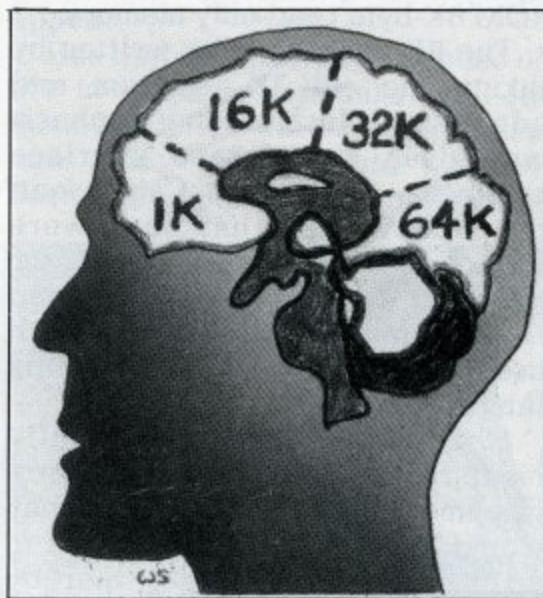




---

# MISCELLANY

---



During the year *Sinclair User* has published a number of articles of a specialist interest. We reprint some of them, particularly from the early editions which are now unavailable, together with some new features on issues in the world of Sinclair computers. We begin with Ian Logan, who has some interesting comments on the ROMs of the ZX-80, ZX-81 and the Spectrum.



Ian Logan looks inside the ROMs

# Monitoring the success of Sinclair

**T**HE NUMBER of Sinclair computers manufactured is now approaching 750,000. That impressive figure shows the wide acceptance of the Sinclair design and Sinclair Basic. So far there have been three monitor programs — the 4K program of the ZX-80 and the 8K program of the ZX-80 and ZX-81; and now the 16K program of the Spectrum — and each has achieved a success which should be the envy of any machine code programmer.

It was clearly one of Clive Sinclair's earliest decisions to have a radically new Basic interpreter written for the ZX-80. It would have been easier to use an existing interpreter, e.g., from Microsoft, but it is questionable whether such an interpreter, the operating system and a character set could have been fitted into a 32K-bit ROM 4K-byte read-only memory.

So the 4K program was commissioned and written. The brief for the programmers clearly was to write as full a Basic interpreter as was possible and to include short but still functional routines for scanning the keyboard, producing the display and handling the cassette interface.

The 4K program was a great success, despite the fact that it handled integer-only arithmetic. The full use of single-stroke keywords was completely successful and the impressive syntax-checking feature made the ZX-80 an instant success. The 4K program was written *de novo* and was very structured. It was also almost totally bug-free.

The 8K program was written for the ZX-80 and re-written to run the ZX-81. The ZX-80 was almost out-of-date at the time of its launch and within a year Sinclair had the ZX-81 almost in working order. The ZX-81 was developed directly from the ZX-80 but there was never a possibility that the SLOW-FAST machine code handler could have been incorporated into the 4K program.

In any case, prices of chips were falling fast and the ZX-81 was always to be supplied with a 64K-bit ROM 8K-byte read-only memory.

The 8K program was written by taking the old 4K program and adapting it. Much greater emphasis was given to the tape interface routines — but still not sufficient; the SLOW-FAST handlers were added and the integer calculator replaced by a very sophisticated floating-point calculator which used an internal stack-operating language.


Once again, there was insufficient room available and the programmers had to omit routines they would have liked to include and to write economical code, thereby sacrificing speed.

Moreover, the whole program

clearly was written in a hurry. The initial well-structured approach used in the 4K program was lost and the result unfortunately was not too successful. All in all, there were probably about 100,000 ZX-81s supplied with the unimproved 8K ROM program. Those machines had a fault in the SLOW-FAST handlers which made the machine crash unless the user included POKE 16437,255 at suitable places in a Basic program and, more important, the machines could not count correctly, e.g., PRINT 0.25\*\*2 gave 3.1423844.

Whereas the error in the SLOW-FAST handler could be corrected by software, there was no such possibility of correcting the calculator error in that way. It was possible, however, by means of a hardware add-on in effect to change the code at location hex 1735 and thereby correct the error. It is probable that about 20,000 ZX-81s were fitted with that hardware modification in the summer of 1981.

Faced with the somewhat unsatisfactory situation, Sinclair had the 8K program re-written and machines with the improved pro-





gram began to appear in September, 1981. Since then, the 8K program has been bought, along with a ZX-81, by about 400,000 customers and that surely makes it the most successful machine code program ever written.

Notwithstanding its undoubted success, it is interesting that even now it is not bug-free. The most important error occurs in the 'division routine' e.g.:

```
10 LET A = 0.00001
20 LET B = 1/10000
30 IF A«»B THEN PRINT A;"
   « »";B
```

which is well within the capabilities of four-byte mantissa arithmetic which should give about eight decimal figures of accuracy. To the user the error appears as a rounding error and shows-up only occasionally. It is, though, definitely a bug, as it was not the programmers' intention to have that kind of result.

In April, 1982 the Spectrum was launched in a blaze of publicity and it is a most worthy successor to the ZX-81. Now, at last, there is a satisfactory set of cassette-handling routines; a high-definition display which allows for the drawing of lines, arcs and circles; a small beeper, and, of course, satisfactory colour.

The situation of having a high-resolution display for handling points but a low-resolution format for colour is clearly a hardware compromise and the machine would never have been so cheap if it were to include an additional set of display chips.

The Spectrum is a direct development from the ZX-81 in respect of its hardware and its monitor program. The 16K program is an adapted 8K program and contains large blocks of code which have been carried, unchanged, from the earlier program to the later one. To those blocks have been added routines for all the new commands.


Essentially, therefore, the pedigree of the 16K program can be traced to the 8K program and then further back to the original 4K program. The tidiness of the first program is now almost completely lost and the present 16K program has only a token attempt at structure.

It is probably a direct consequence of the loss of the overall structure of the program that it con-

tains a large number of bugs. In addition to the division error carried-over from the 8K program, there are errors in the routines for back-spacing, forward-spacing, SCREEN, CLOSE and STR\$. Also there has been considerable confusion with respect to the value '-65.536'; leading to e.g., PRINT INT -65536 giving -1.

It is to be hoped that sooner rather than later an improved version of the 16K program will appear.

Has Sinclair given a new lease of life to a failing language with its Basic? It is very interesting to see how many people speak well of Basic, as opposed to its opponents



who seem to be so outspoken about their feelings against it.

Basic is an almost perfect language for beginners; it is easy to start and is sufficiently like English to make sense. It does not lend itself well to the writing of highly-structured programs but it is always surprising to see just how well-formed a good Basic program can be.

The fact that Clive Sinclair chose Basic for the ZX-80 and has continued to use it in the ZX-81 and the Spectrum shows that at present there is really no worthwhile alternative.

The success of Sinclair Basic is due to its overall clarity of presentation as much as to any of its special command features. The design of the characters is clear and bold, and the use of both leading and trailing spaces which appear automatically is very impressive. With respect to the command

features the use of

- PRINT AT line, column; -

is extremely easy to use and a great advance on the use of a series of cursor home, cursor down and cursor right control characters; but it would have been pleasant also to have the use of a PRINT character area command. The provision of allowing for the length of a string to be fully-defined is also of great advantage and that, together with the slicing feature, makes the manipulation of strings straightforward.

In no way can it be said that any of the three Sinclair machines is supplied with Extended Basic but within the constraints of the size of the ROM allowed in the particular model, the programmers have produced three levels of excellent Basic.

Two more special features have been found in all the Sinclair machines. Automatic syntax checking of the edit-line has been a feature in all three Sinclair models and there is probably no other single feature which makes for better programming. Immediately an error has been made the machine prompts the user to correct it.

In most machines it is only runtime errors which are detected but in the Sinclair machines the Basic interpreter is called to check the syntax of Basic lines prior to its being called to run the lines.

The two passes through the Basic interpreter are distinguished from each other by the use of syntax/run flag bit 7 of the system variable FLAGS. During syntax checking, the flag is re-set and at any stage when a value normally would be changed, the flag is read and, in consequence, the value is left unaltered. Later when the line is being run the flag is set and that leads to the changing of values.

The same error reports are generated whether in syntax-time or runtime but it is a feature of the operating system that the user is not given the report when the syntax fails; only an error marker appears in the edit-line and then only at the position reached by the interpreter when the error occurred.

Fundamental to all the Sinclair machines has been the use of single keystrokes for Basic command words, functions and some separators. That feature has been a great success, although on the Spectrum



the number of different keystrokes possible is leading to an interesting range of styles for entering programs — it is scarcely touch typing. How does the machine know whether to write a K or L, or for that matter on the Spectrum a C, E or G at the correct moment?

It is interesting to find that the K/L cursor is produced, not as a result of scanning the line, but as a result of trying to print the line.

When an edit-line is apparently being written on the lower part of the screen it is in reality being built-up in the editing area and then printed, with tokens expanded, in the appropriate part of the display file. It is that printing which leads to the cursor being K or L. The first character after a line number is printed in K-mode; thereafter the machine is in L-mode unless a THEN is used or a new statement begun.

Then as the user enters a keystroke the machine considers its current mode when determining which value to return for that key.

In the Spectrum, C-mode — caps lock — is distinguished from L-mode by the flag — bit 3 of FLAGS2; and E-mode and G-mode by bits 0 and 1 of the system variable mode.

As machines for learning about computing, playing games and solving problems the Sinclair computers are clearly in a class of their own; but their fragility leads to their use being limited.

No doubt the price of both the ZX-81 with its fine black and white display, and the Spectrum with its beautiful colour display, will fall steadily over the next year.

It is to be hoped, however, that the monitor program of the Spectrum is re-written and that consideration is given to the production of a Spectrum Mark II which uses the same software, runs the same Basic and machine code programs, but produces a stronger colour signal.

For further details see *Understanding Your Spectrum* — by Dr Ian Logan *Sinclair ZX Spectrum ROM Disassembly* — by Dr Ian Logan and Dr Frank O'Hara.

The first book is due to be available in a few weeks but the 'disassembly' which will be fully documented, will probably become available only early 1983.

Dr Ian Logan won the 1981 Rosetta Award and is the author of a series of books about the ZX-80, ZX-81 and Spectrum.

# ZX-80 programs can be converted

Mark Charlton gives a step-by-step guide

**L**OOK QUICKLY through the listing of a program you want to convert. If there are no PEEKs and POKEs and you have more than 1K on your ZX-81, you are not likely to have many problems. The main difficulties in converting programs occur when there is POKEing to the screen, or when the ZX-80 program proves to be too long for the 1K ZX-81 when converted.

Despite that, most programs will run more smoothly on the ZX-81, PRINT AT and SLOW ensure that far more attractive displays are possible and the use of inverse graphics in PRINT lines can also enhance the display using INKEY\$ instead of INPUT A\$; pressing NEWLINE also makes things work in a much more satisfactory way.

If you look through the program before you enter it and see there are no PEEKs and POKEs, you should make a few changes on the listing before turning-on your computer. Change the way the random numbers are generated, for a start:

```
ZX-80
LET X = RND(10)
```

```
ZX-80 LET X = INT(RND*10) + 1
```

You may be able to save a line when you see the following in a ZX-80 program:

```
LET X = RND(10)
IF X = 5 THEN PRINT "FIVE"
```

The ZX-81 version could well be IF RND greater than or equal to .9 THEN PRINT "FIVE".

After changing the random numbers — and realising, of course, that RAND on the ZX-81 is equal to the ZX-80 RANDOMISE — look for any use of TLS (truncate left) in the ZX-80 program.

The ZX-81 equivalent of this very useful ZX command is A\$ (2 TO). That is, if the ZX-80 program says:

```
LET A$ = "HELLO"
10 LET A$ = "HELLO"
```

```
20 PRINT A$
30 LET A$ = TLS(A$)
40 IF A$ greater than "THEN
   GO TO 20"
50 PRINT "GOODBYE"
You should rewrite it to read:
10 LET A$ = "HELLO"
20 PRINT A$
30 LET A$ = (2 TO)
40 IF A$ greater than "THEN GO
   TO 20"
50 PRINT GOODBYE
```

In both cases, the output of the program will be:

```
HELLO
ELLO
LLO
LO
O
GOODBYE
```

The ZX-80 lacks the facility to deal with floating point arithmetic, so it truncates a number automatically. The INT function should be used before any division in a ZX-80 program listing when entering it into the ZX-81. You may find that you would prefer the computer to round the figure to the nearest whole number, rather than whole number:

Here is a small program on the ZX-81 to show that the INT function does not 'round' to the nearest number but just to the nearest lower whole number:


```
10 INPUT A
20 LPRINT A, INT A
30 GOTO 10
```

1	1
1.4	1
1.7	1
1.99	1

The output shows the numbers entered (1, 1.4, 1.7 and 1.99) and what happened to them. You need to add .5 to the numbers entered if you want rounding-up, as the following example shows, when entering the same initial four values:

```
10 INPUT A
```





you can convert them easily by keeping in mind that the first address after the word REM in the first line of a ZX-80 program is 16427, while the equivalent address on the ZX-81 is 16514. Here is a list, produced by the hard-working ZX-81, of ZX-80 (first) addresses for PEEK/POKE REM work and the equivalent on the ZX-81:

ZX80		ZX81
16426	< - >	16513
16427	< - >	16514
16428	< - >	16515
16429	< - >	16516
16430	< - >	16517
16431	< - >	16518
16432	< - >	16519
16433	< - >	16520
16434	< - >	16521
16435	< - >	16522
16436	< - >	16523
16437	< - >	16524
16438	< - >	16525
16439	< - >	16526
16440	< - >	16527
16441	< - >	16528
16442	< - >	16529
16443	< - >	16530
16444	< - >	16531
16445	< - >	16532
16446	< - >	16533
16447	< - >	16534
16448	< - >	16535
16449	< - >	16536
16450	< - >	16537
16451	< - >	16538
16452	< - >	16539
16453	< - >	16540
16454	< - >	16541
16455	< - >	16542
16456	< - >	16543
16457	< - >	16544

You are probably aware that all graphics symbols, letters and numbers, and their inverses, are available directly from the keyboard on the ZX-81. That was not so on the ZX-80 and, depending on the listing, you will find either a great number of things like PRINT CHR\$(128) to print an inverse space, or that the listing draws-in the required character or refers to the graphic on a particular key.

If the specific key is referred to, use this table to convert, keeping in mind that the first reference is to the ZX-80 keyboard, the second to the ZX-81: shift Q, graphic 5; shift W, graphic 6; shift E, graphic 1; shift R, graphic 2; shift T, graphic D; shift A, graphic A; shift S, graphic T; shift D,

20 LPRINT A,  
30 LPRINT INT (A + .5)  
40 GOTO 10

1	1
1.4	1
1.7	2
1.99	2

Certain functions on the ZX-81





















PRINT AT, PLOT and TAB — 'INT' number automatically, so work on which value — the nearest whole number or the lower whole number — to which you would like them be INTed.

If you have a program which stores information in and retrieves information from REM statements



graphic 4; shift F, graphic 3; shift 6, graphic S.

Here are the graphics symbols available on the ZX-80, with their character numbers and codes. Use this table when you find a reference

	2		7		130		135
	3		8		131		136
	4		9		132		137
	5		10		133		138
	6		11		134		139

to, say, PRINT CHR\$(137) in a ZX-80 listing:

You may find that the appearance of the program when running will be greatly improved if you use PRINT AT rather than CLS. Experiment with display formats to see if you can dispense with use of CLS. The SCROLL command is very useful for printout of tables.

ZX-80 programs which use a moving display routine are generally greatly improved on the ZX-81. You will find it necessary to delete the whole of the moving display, changing it to PAUSE — jerky, but the only thing possible on a new-ROM ZX-80, unless you have added a SLOW — or to a delay loop — FOR J = 1 TO 20 NEXT J — or just leaving it as it is. You can obtain some indication as to which figure to place after the word PAUSE by keeping in mind that the figure used in most ZX-80 moving-display routines to POKE 16414 is related inversely to the delay — that is, the larger the number, up to 255, the shorter the time the display is held on the ZX-80.

Many ZX-80 programs use the following line to POKE a character into a specific position on the screen: POKE Y\*33 + X + 1 + PEEK (16396) + PEEK (16397)\*256,n

Wonder of wonders, this still works on the ZX-81 adjusting itself automatically to accommodate changes in programs. Y is the count-down from the top of the screen, X is the count across. You may well prefer to use PRINT AT, which produces more or less the same result.

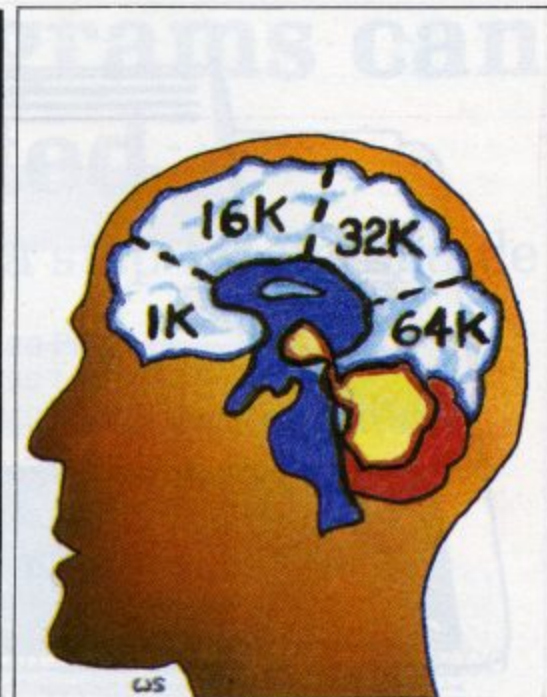
Not all system variables are so convenient. Here is a list of them, showing the ZX-80 and ZX-81 equivalents. The list was compiled by Toni Baker:

Old ROM	New ROM
16384	16384
16385	16385
16386	16391
16387	16392
16388	no equivalent
16389	no equivalent
16390	16394
16391	16395
16392	16400
16393	16401
16394	16404
16395	16405
16396	16396
16397	16397
16398	no equivalent
16399	no equivalent
16400	16412
16401	16413
16402	16418
16403	16419
16404	16420
16405	16408
16406	16409
16407	16427
16408	16428
16409	16429
16410	16432
16411	16433
16412	16434
16413	16435
16414	16436
16415	16437
16416	no equivalent
16417	no equivalent
16418	no equivalent
16419	no equivalent
16420	no equivalent
16421	no equivalent
16422	16406
16423	16407
16424	16509
16425	16510
16426	16513
16427	16514

To sum up, here is what you do:

ZX-80	ZX-81
LET A = RND(9)	LET A = INT(RND*9) + 1
LET AS = TMS(AS)	LET AS = AS(2 TO)
Moving graphics: POKE 1641,n	PAUSE 255 — n (very approximate)
Variables.....	see table
Graphics.....	see relevant table, two given
LET A = C/B	LET A = INT(C/B) or LET A = INT(C/B + 5)
INPUT A	LET A = CODE (INKEY\$) — 28

Good converting.



Memory explored

## Flexible spaces

WHEN Clive Sinclair designed his basic computer, it was to contain only three things within the memory map, the area where all the instructions to operate the computer are stored. The area is easily accessible by the Z-80A microprocessor and it is easy to program uses for it. The memory area is divided into 65535 locations (64K), by the 16 binary address lines (A0-A15) which are used to indicate the location at which the processor wants to look.

Sinclair required only a place to store a program (RAM), a place to hold instructions to operate the computer when it was first switched on (ROM) and a location in memory which would translate the TV picture. So it divided the memory map into three sections, 0-16K for the ROM, 16K — 32K for the program RAM and 32K — 64K for the TV picture. That was done by using only the top two address lines, A14 and A15, to tell which section was operating at the time.

This divided the memory map into the four sections as shown in figure one with the ROM and RAM repeating itself again and again. The address line A14 is used to turn on the ROM when the condition is binary 0 and when it is binary 1 the



RAM is turned on. The A15 address line is used to operate the hardware which puts out the TV picture; it operates only when A15 is binary 1.

As A14 can also change state from 0 to 1, while A15 is operating the TV hardware the RAM can be used to store the screen display. The software in the ROM makes use of that fact and has only to pick up the address where the screen is — between 16K and 32K — and then add 32K to it to put it on the TV screen.

The only problem with this system is that ROM between 32K and 48K cannot be used, as it would upset the TV picture. It also meant that the ROM appeared in the 8K to 16K section, blocking-out any other use for it, as it could not be turned off.

That was the situation which existed in the ZX-80 and only inter-

nal modifications to the computer circuitry could sort it out. The only place left to put new devices produced by other manufacturers was to steal some of the RAM space to fit in the new device. That was done by turning-off the RAM, operating a pin on the expansion port called  $\overline{\text{RAMCS}}$ . That was included in the design, as some method was needed to turn off the 1K of internal RAM when the 16K RAM pack was fitted on the back.

That was because the 1K RAM was repeated through the whole of the 16K section and would get in the way when 16 separate 1Ks were installed instead. When the 16K Sinclair RAM was installed that was not possible, as it not only blocked-off any connection to the expansion port by covering it but also used the only free memory

locations. It also did all of its address decoding inside the pack, so could not be turned off by operation the  $\overline{\text{RAMCS}}$  line.

When Sinclair saw that there was a market for his computer and that other manufacturers wanted to use it as a basis for experimenting with computers, he re-designed it, giving greater flexibility to the memory map. The result was the ZX-81.

The internal design was much the same as the ZX-80 — figure one — but this time an extra connection in the expansion port had been put to good use. It was called the  $\overline{\text{ROMCS}}$  pin and by operating it in the same way as the  $\overline{\text{RAMCS}}$  pin, the RAM could be taken out of the memory map. This was located on pin 23B on the expansion port and caused some chaos at first, as it was found that the first Sinclair attempt at more

### Sinclair's Intended Memory Map.

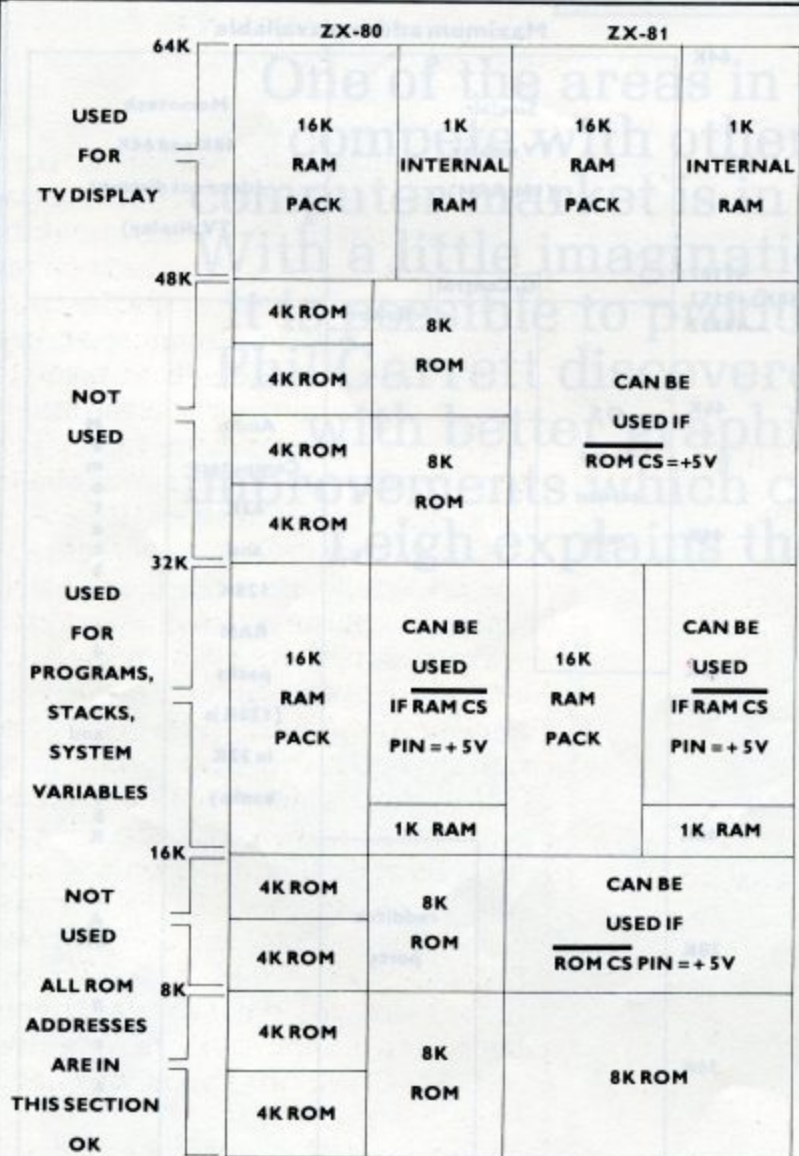


Figure 1

### Memory Map 0-16K

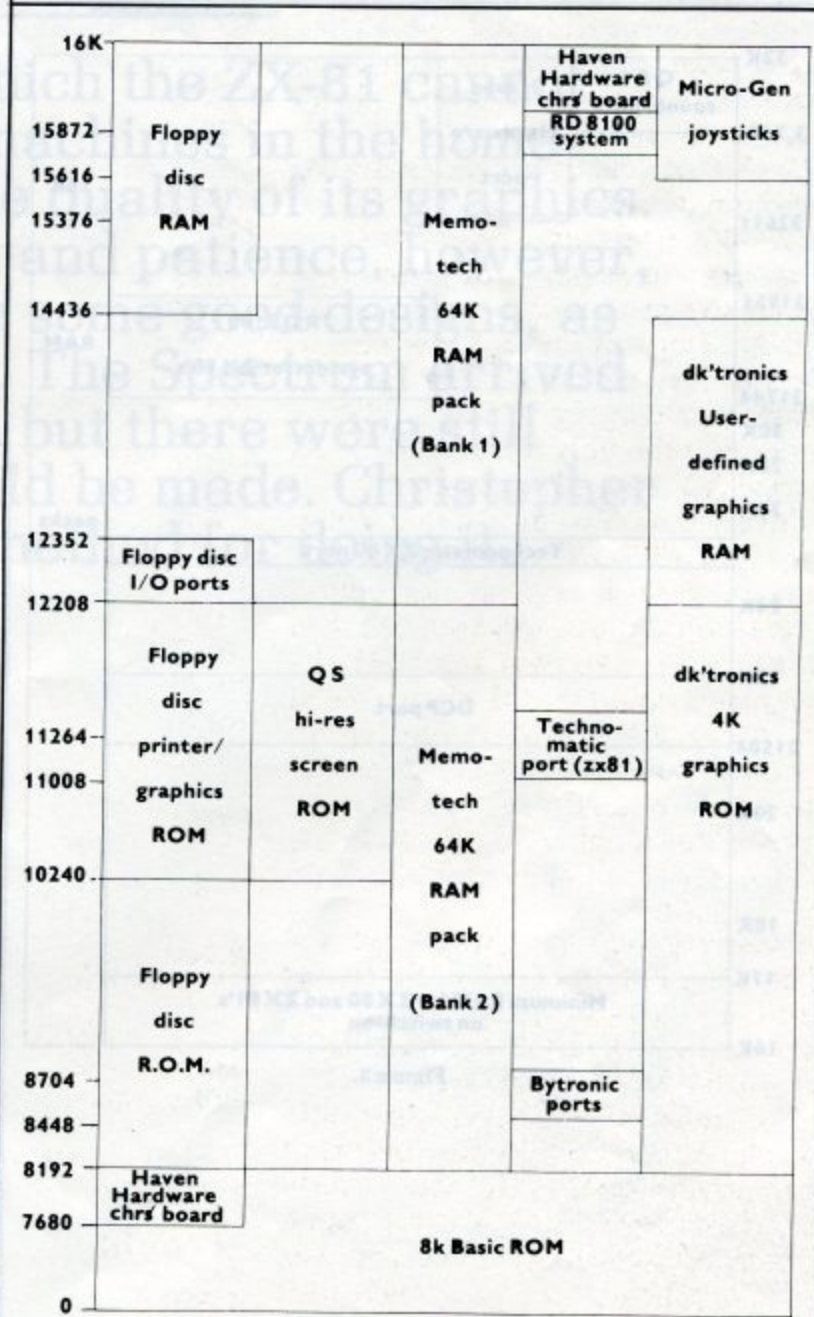


Figure 2.



external memory, the 3K RAM pack, did not work the ZX-81. This was because inside the pack the pin was kept at a permanent binary 0 and prevented the ROM from being turned on. The only solution to the problem was to cut the connection to the pin within the pack, leaving it unconnected to anything within the pack.

People could then, from the outside of the computer, free some space in the memory map for their use. That was a great advantage, as many of the people who had bought the ZX-81 did not want to have to fiddle inside their precious computers with a soldering iron for fear of damaging them.

It left many firms which had cut their teeth on the ZX-80 with a vast market for adding additional boards to the ZX-81, which could greatly

expand its flexibility and use. Many of the people who started in the field have now left their original jobs to work full-time producing add-on boards for the ZX machines.

It also led every manufacture to try to use the same areas for different uses. Also because the ZX customer was not willing to pay a great deal for any extras to his machine, costs had to be reduced to fit the market. So they took a tip from Sinclair and reduced the amount of lines they used for addressing.

That meant that we had the same problem as previously, that one port covered more than one memory location; some cover as much as 8K. That, of course, means that when one device is using that area, no other devices can be used at the same address.

Figures two, three and four show

as many of the devices which could be found, plus their addresses.

They also show, by putting into different columns, the devices which cannot be used together.

Included are two RAM expansions, as they all have to start at 16K and work their way upwards. That memory must be continuous for Basic, as the program would crash if it tried to store memory in a RAM location which was not there.

This is the first known attempt to try to catalogue all the devices the ZX-80 and ZX-81 can use. The only one lacking the manufacturer's name is the floppy disc system which is manufactured by Macronics.

For more details on these devices, contact the manufacturer.

### Memory Map 16K-32K

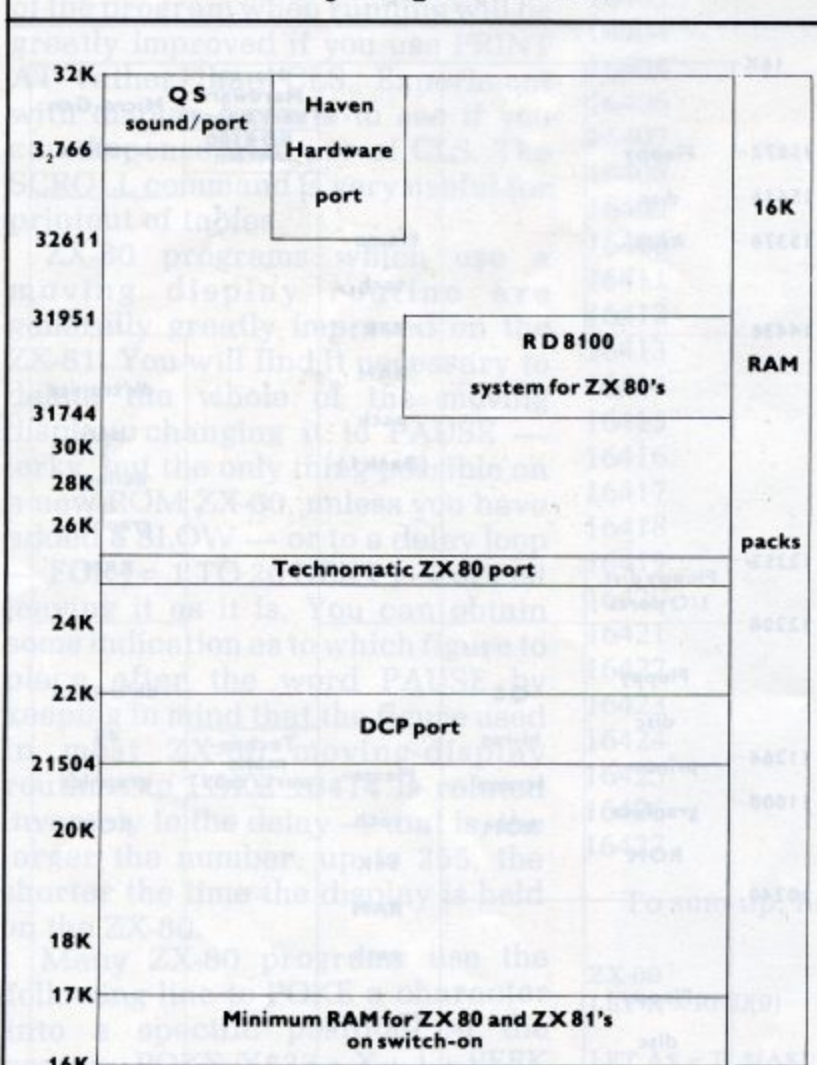


Figure 3.

### Memory Map 32K-64K

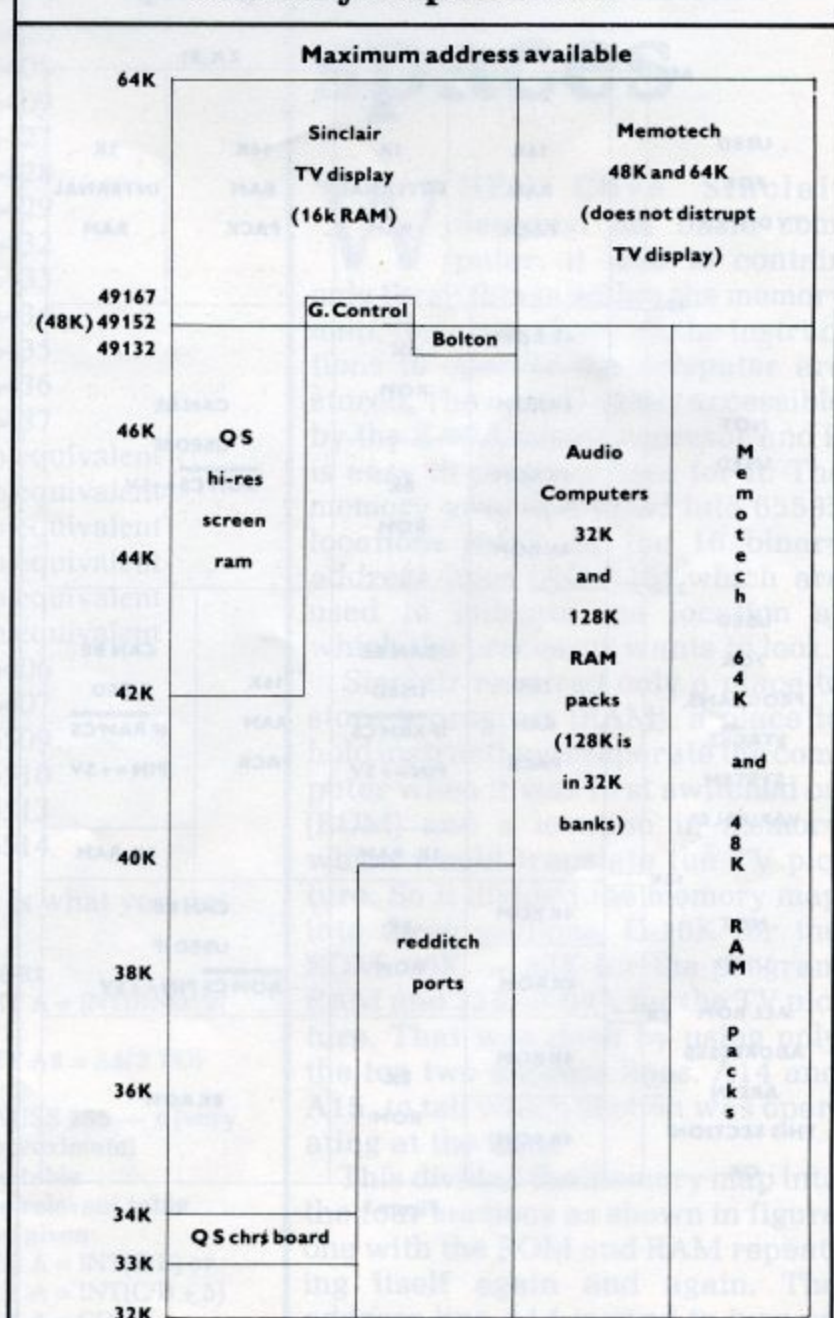
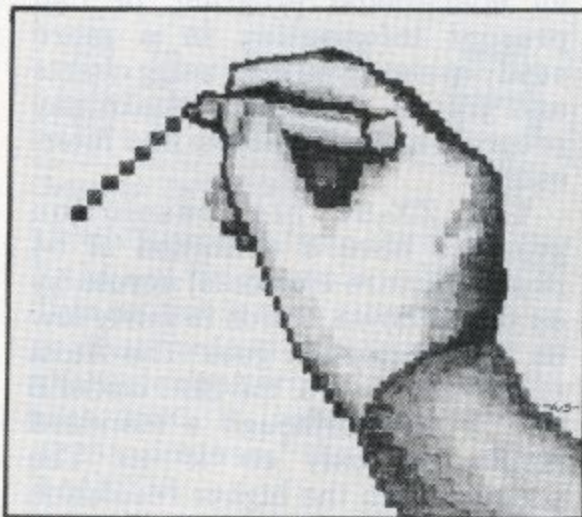


Figure 4.



# GRAPHICS



One of the areas in which the ZX-81 cannot compete with other machines in the home computer market is in the quality of its graphics. With a little imagination and patience, however, it is possible to produce some good designs, as Phil Garrett discovered. The Spectrum arrived with better graphics but there were still improvements which could be made. Christopher Leigh explains the method for doing it.



Phil Garrett on the ZX-81's abilities

# Making programs more attractive

**G**RAPHICS on microcomputers are advertised in much the same way as soap powder. Even the smallest soap packet is Giant Size and graphics start at high resolution and go on to ultra-high resolution.

The ZX-81 has high-resolution graphics.

The extensive use of visual display units is a comparatively recent development. Before their spread, people were perfectly happy to use a computer with no graphics, even for games.

There are still some who regard graphics as a distraction but next time you meet a professional computer worker, ask him or her to recommend a book to explain computers to the absolute beginner. Nine times out of ten they will recommend the "children's" Ladybird book, *The Computer*. One of the reasons is that each page of text is accompanied by a clear and relevant illustration.

In the same way computer graphics can help keep attention in an educational program, or can present information in a more easily-assimilated way using charts and graphs, or can just make any program more attractive and interesting.

The ZX-81 high-resolution graphics have a definition of 64 pixels (picture elements) across by 44 pixels down, which is fairly low as high resolution goes. The Atom offers  $256 \times 192$ , the BBC model B  $640 \times 256$ , although a standard Apple has only  $40 \times 48$ . The problem with the higher resolution is that much larger amounts of memory are required, 20K on the BBC machine.

Worthwhile results can be obtained with Sinclair-sized pixels. Recognisable maps can be drawn as in the Video Software educational Video Map passages, and turnings can be shown as in d'Ktronics 3D Labyrinth; the Sinclair manual

gives examples of plotting mathematical functions and straight lines but the best on the market, with its imaginative use of the full character set, including pixels, is the J K Greye 3D Monster Maze.

Even the instructions are livened-up, with a clown doffing his hat to the player, or victim. The game, a machine code three-dimensional maze, contains the amazing monster, which, if you do not run away, gets larger and larger, lumbering towards you.

Producing good graphics is very rewarding but also extremely time-consuming. Fortunately there is some help available.

Butler, Currie and Hook's Print 'n Plot Jotter is an amazingly simple idea and a genuinely useful aid. The jotter is a pad of 100 A4 sheets printed with a separate numbered grids for ZX-81 printing and plotting, so you can sketch-out and amend your desired graphics without either computer or temper being overheated. When the design is complete, you simply transpose it into your program.

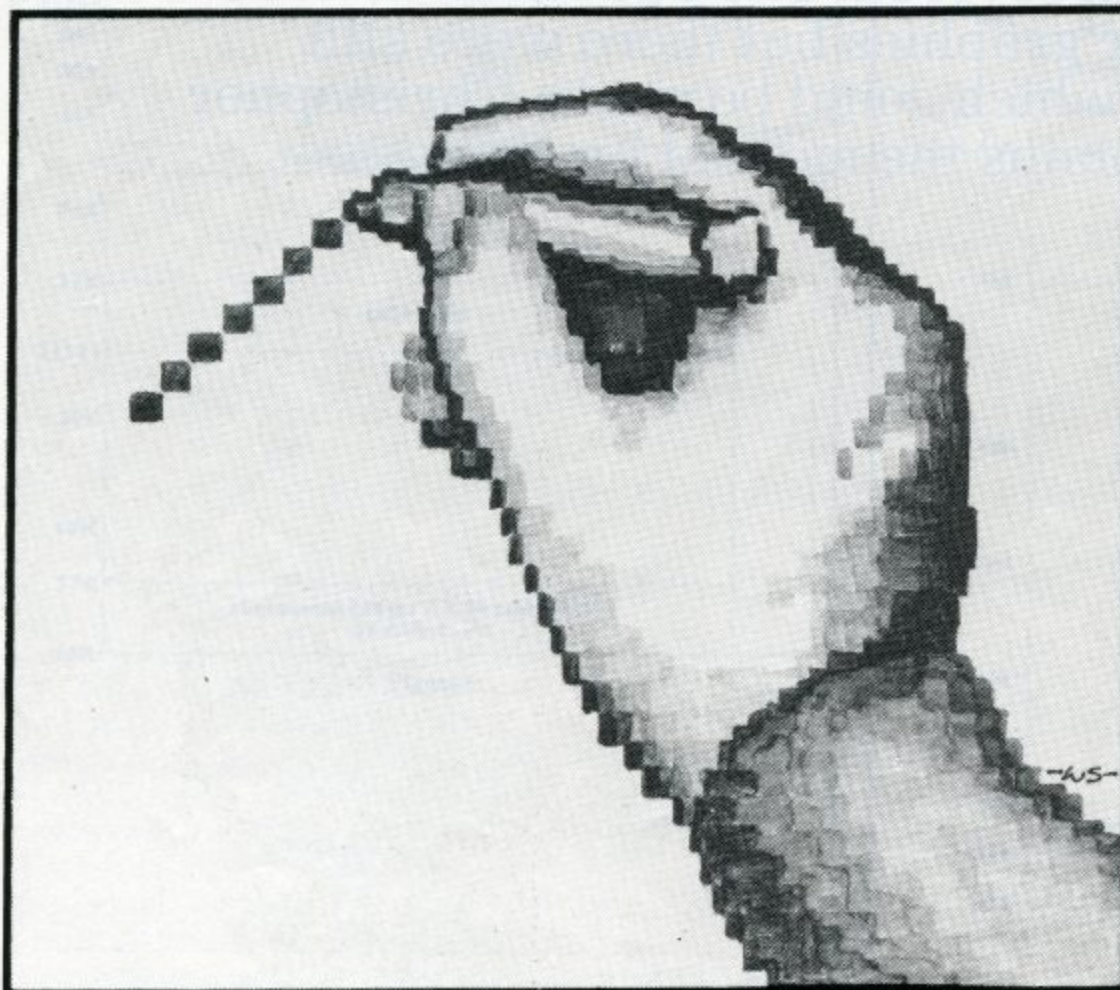
As well as the jotter, there is also a matt polyester film available with the same grid pattern. That has the advantage of being re-usable, with care, provided a hard pencil is not used. It is also translucent, so you can trace directly over suitably-sized photos, drawings and maps. The only minor quibble is that it would have been advantageous if the grids had been super-imposed, as in the Sinclair manual.

It took about 30 minutes to do the picture of Fungus the Bogeyman, which I would not have attempted without the Print 'n Plot film.

The aptly-named Picturesque Screen Kit 1 is a completely different aid, in the form of a package of machine code sub-routines contained in a single REM statement less than 1K in size. The subroutines can be called from a Basic program with USR statements and they include flicker-free scrolling up, down, left and right, clearing or reversing part of the screen, or all of it, and drawing a border round a specified area.

There is also a very handy non-graphics routine which saves and loads program variables at double speed and so allows the exchange of data files between programs.

It is possible to fudge the ZX-81 into giving genuine high resolution.





The ZX-81 is a digital computer, so not surprisingly it is all done by numbers. Every character is made up from a grid of eight-by-eight dots. A space character has all the dots off (white), and an inverse space has them all on (black).

Starting at address 7680 in the ROM, each character in turn has eight consecutive bytes which determine its pattern. Each byte represents a single row of the character and if we convert that byte from decimal, 0 to 255, to binary, 0000 0000 to 1111 1111, the pattern of dots on or off is revealed.

The Character Table Printer program has been developed in an attempt to make all this clearer. It shows the address in the ROM, its decimal contents, the contents converted to binary, and then the binary converted into spaces and inverse spaces.

If the character set could be changed at will, we would be talking about genuine high resolution with 256 (32 x 8) dots across by 192 (24 x 8) dots down. You cannot POKE into the ROM but there are other ways. Sinclair very kindly provides one way in the booklet supplied with its printer, which allows high-resolution graphics to be output to the printer.

The LPRINT function works by reading a character from the printer buffer, address 16444 to 16476, finding the pattern of dots from the table in the ROM, and then sending that pattern to the printer.

The Sinclair fudge involves moving down RAMTOP to leave a 256-byte space, then copying the

```

10 FOR A=7680 TO 8192 STEP 8
15 FOR C=0 TO 7
20 LET D=PEEK " (A+C)
30 PRINT A+C; " /D
40 FOR B=31 TO 24 STEP -1
50 PRINT AT C,B-12;D-2*INT (D/
2)
60 PRINT AT C,B;CHR$ ((D-2*INT
(D/2))+128)
70 LET D=INT (D/2)
80 NEXT B
90 NEXT C
100 PAUSE 100
110 POKE 16437,255
120 CLS
130 NEXT A

```

CHARACTER TABLE PRINTER

7944	0	00000000
7945	128	01111110
7946	64	01000000
7947	124	01111100
7948	2	00000010
7949	66	01000010
7950	60	00111100
7951	0	00000000
7984	0	00000000
7985	60	00111100
7986	66	01000010
7987	66	01000010
7988	126	01111110
7989	66	01000010
7990	66	01000010
7991	0	00000000



Character Table Printer.

LPRINT routine from the ROM into RAM, not the area above RAMTOP. This routine is then altered slightly, so that instead of looking for its character patterns starting at address 7680, it looks from address 32255 instead, the area above RAMTOP.

In those 256 bytes there is room for 32 characters, which happens to be the size of the printer buffer. We can then put whatever dots we want in the bytes above RAMTOP, fill the printer buffer with characters 0 to 31, call our special LPRINT routine, and they will be dumped on to the printer. Extra hardware is required if you want to have those high-resolution effects displayed on your TV.

The Quicksilva Character Generator is an add-on board which includes 1K of extra RAM, addresses 33792 to 34815, which can be fitted with character

patterns of your choice.

There is room for 128 characters, so you can have the Sinclair character set plus many more. Part of the hardware on the board detects when the ROM display routine is about to look up the pattern for a character in the ROM table and sends it to the patterns held in the extra RAM instead.

The Quicksilva Hi-Res Graphics Board interrupts the normal display routine in a similar way but is far more powerful and is a joy to use. The board has 6K of RAM, address 40960 to 47130, in which the high-resolution display is stored separately from the normal display file. It also has a 2K ROM, address 10240 to 12287, in the unused 8K between the Sinclair ROM and RAM.


Routines in the 2K ROM can be called from Basic or machine code to perform high-resolution plotting




Quicksilva Hi-Res Graphics

and line drawing in black on white or vice versa. The hi-res board is expensive.

Whether you use the standard character set or hi-res add-ons, fascinating and worthwhile effects are possible on the ZX-81. A pictorial alphabet for teaching early reading would be very rewarding, though it would take a good deal of effort, and a very snappy flight simulator should be possible with a hi-res board.



3D Monster Maze.



Fungus the Bogeyman.



## Christopher Leigh on the Spectrum

# Improving on the manual

**F**IRST acquaintance with the Spectrum chess routine gave the impression that a magnifying glass was needed to identify the pieces.

The obvious aim was to make them bigger but that meant using more than one character space for each chess piece.

It would have been good to fill the screen with a 24\*24 display but a 16\*16 one was chosen. That meant that each chess-board square consisted of four printing spaces arranged 2\*2.

Printing the board was fairly easy; the labelling was added later. A white screen was kept for ease of reading, though a black screen would probably look more impressive.

The board was printed using paper colour controls so that ink could be reserved for the pieces. It seemed more sensible than, for example, to print one large magenta and then to put green ink squares over it, which would have involved using Inverse, which can be confusing.

Using shaded graph paper, the pieces were drawn-in with a pencil for each little square — representing a pixel — which needed inking-in. That was translated into a binary code which could be POKEd. The user graphics are of memory.

Three considerations affected

the shape of the pieces. They had to leave sufficient margin to show clearly the colour of the square on which they were printed.

They had to be very clearly distinguishable. For that reason pawns were made smaller than other pieces. The third consideration was more awkward. Each piece occupies a 2\*2 square, requiring four user graphics to define it. There are six different pieces in chess so that 24 graphics characters would seem necessary but only 21 are available.

The answer was to share some of them between pieces; the fourth quarter of the queen is the same as the corresponding quarter of the knight and the complete bottom half of the king is the same as that of the rook, which consists of USR "a" followed by USR "b" with USR "e" and USR "d" underneath. Each drawing is labelled with the appropriate USR letter and then the binary codes worked out for each graphic. Each pixel is represented by a 0 for paper and a 1 for ink.

The codes can be POKEd into memory as binary numbers using BIN but as there are so many to do they can be translated into decimal to reduce the typing.

The original drawings and binary codes have been kept for ease of operation. Figure one shows how this works out for the rook.

With the pieces complete the most laborious part of the job is over. The next task is to put the pieces on the blank board. The user graphics could be typed-in but that would make any kind of game impossible.

The pieces must be held in a string array. An 8\*8\*4 string array was chosen so that each board position was fully-defined and all four labels for the user graphics could be put into the array for each piece, which proves to be fairly simple. The use of upper- and lower-case letters gives the array an extra dimension, so the computer always knows the colour of any pieces referred to.

Once the board array is set up, printing it is merely a question of getting the numbers correct so that the proper graphic is printed at the correct position. Number juggling is also needed when entering moves.

At that stage the program can be run to see if it works. If the blank screen at the start of the program occurs while the machine processes lines 1-1000, to prevent the player thinking something is wrong lines 70-90 should be added.

Other improvements were made. There was a long wait between printing white and black pieces. The Spectrum prints blanks all over the centre of the board. Variable "w" is used to suppress such stupidity on the first run. On subsequent runs the player has to suffer space printing, as it is used to erase pieces which are out of place.

The complete listing is shown in figure two. The program puts board and pieces on the screen and then allows you to move them at will. Pawns automatically become queens on last rank; castling has to be done in two moves. Games can start with the pieces put in any position. Lines 70-90 print a title and flashing "thinking!" so the screen is not blank during the few seconds it takes to run through the user graphics and setting-up the board array.

Lines 100-350 poke the user graphics. Since only 21 are available, three are used twice by the chess pieces.

Lines 500-640 set up the two-dimensional string array which is used to hold the positions and the make-up of each piece. Each letter of the string points to the user graphic which defines a quarter of the piece. The use of upper- and

Figure 1.

DECIMAL	BINARY		BINARY	DECIMAL
0	00000000		00000000	0
0	00000000		00000000	0
25	00011001		10011000	152
25	00011001		10011000	152
31	00011111		11111000	248
31	00011111		11111000	248
7	00000111		11100000	224
7	00000111		11100000	224
7	00000111		11100000	224
7	00000111		11100000	224
15	00001111		11100000	224
15	00001111		11110000	240
31	00011111		11110000	240
31	00011111		11111000	248
0	00000000		11111000	248
0	00000000		00000000	0
			00000000	0



Figure 2.

```

70 BORDER 1: PAPER 1: INK 6: C
50 PRINT AT 9,6: BRIGHT 1: "SPE
CTRAUM CHESS"
90 PRINT AT 12,10: BRIGHT 1: F
LASH 1: "Thinking!"
95 REM
100 REM Set up user graphics
110 FOR n=1 TO 21: REM 21 user
graphics
120 FOR m=0 TO 7: READ a
130 POKE USR CHR$(n+143)+a
140 NEXT m: NEXT n
150 DATA 0,0,25,25,31,31,7,7: R
EM rook
160 DATA 0,0,152,152,248,248,22
4,224
170 DATA 7,7,15,15,31,31,0,0
180 DATA 224,224,240,240,248,24
8,248
190 DATA 0,0,4,3,3,5,15,31: REM
knight
200 DATA 0,0,128,192,224,240,24
0,240
210 DATA 25,1,3,7,15,15,0,0
220 DATA 240,240,240,240,240,24
0,0,0
230 DATA 0,0,1,3,7,6,14,6: REM
bishop
240 DATA 0,0,128,192,224,96,112
,16
250 DATA 8,14,5,7,3,15,0,0
260 DATA 16,112,96,224,192,240,
0,0
270 DATA 0,0,25,25,6,6,1,1: REM
queen
280 DATA 0,0,152,152,96,96,128,
128
290 DATA 15,15,15,15,15,15,0,0
300 DATA 0,0,1,1,7,7,1,1: REM k
ing
310 DATA 0,0,128,128,224,224,12
8,128
320 DATA 0,0,0,1,1,7,7,7: REM p
awn
330 DATA 0,0,0,128,128,224,224,
224
340 DATA 7,1,1,15,15,0,0,0
350 DATA 224,128,128,240,240,0,
0,0
360 LET w=1: REM initial positi
on
500 REM
510 REM Initial positions - low
er case for white
520 DIM b$(5,8,4)
530 LET b$(1,1)="abcd": LET b$(
1,8)="abcd": REM rook
540 LET b$(1,2)="efgh": LET b$(
1,7)="efgh": REM knight
550 LET b$(1,3)="ijkl": LET b$(
1,6)="ijkl": REM bishop
560 LET b$(1,4)="mnop": REM que
en
570 LET b$(1,5)="pqcd": REM kin
g
580 FOR n=1 TO 8: LET b$(2,n)="
rstu": NEXT n: REM pawns
590 FOR n=1 TO 8: LET b$(7,n)="
rstu": NEXT n: REM black pieces
600 LET b$(8,5)="pqcd"
610 LET b$(8,4)="mnop"
620 LET b$(8,3)="ijkl": LET b$(
3,6)="ijkl"
630 LET b$(8,2)="efgh": LET b$(
3,7)="efgh"
640 LET b$(6,1)="abcd": LET b$(
6,8)="abcd"
650 IF NOT w THEN GO TO 1520: R
EM stop board printing
1000 REM
1010 REM print blank board
1020 BORDER 7: PAPER 7: INK 0: C
LS
1030 PRINT TAB 8; "A B C D E F G
H"
1040 FOR n=1 TO 8: PRINT AT 2*n,
6:n: NEXT n
1100 FOR n=0 TO 3: FOR m=0 TO 3:
FOR b=0 TO 1
1110 PRINT AT 2+4*n+b,6+4*m; "
": REM 2 magenta paper spaces fo
llowed by two green paper spaces
1120 PRINT AT 4+4*n+b,6+4*m; "
": REM coloured spaces the othe
r way round
1130 NEXT b: NEXT m: NEXT n
1500 REM
1510 REM print pieces
1520 FOR v=1 TO 6: FOR n=1 TO 8:
LET t=0
1530 BRIGHT 0: PAPER 0: INK 1: F
OR m=1 TO 4
1540 LET b=CODE b$(v,n,m)
1550 IF b=CODE " " THEN GO TO 18
60: REM one space
1560 IF b=90 THEN LET b=b-32: IN
K 7: REM lower case is white
1570 LET b=b+79: REM convert to
graphics
LET r=v+2+INT ((m-1)/2)
1590 LET s=6+2*n: IF INT (s/2)=m
/2 THEN LET s=s+1
1600 PRINT AT r,s: CHR$(b)
1610 NEXT m: IF t THEN RETURN
1615 IF w AND v=2 AND n=8 THEN L
ET v=6: REM stops space printing
1620 NEXT n: NEXT v
2000 REM
2010 REM enter moves
2020 DIM a$(4): INPUT "Enter you
r move as e9 f192": "If you wish
to stop enter 0" a$
2030 IF a$(1)="0" THEN GO TO 216
0: REM another game?
2040 LET n=CODE a$(1)
2050 IF n<7 THEN LET n=n-64: RE
M accepts capitals
2060 IF n>96 THEN LET n=n-96: RE
M and lower case
2070 LET v=VAL a$(2)
2080 LET n1=CODE a$(3)
2090 IF n1<73 THEN LET n1=n1-64
2100 IF n1>96 THEN LET n1=n1-96
2110 LET v1=VAL a$(4)
2120 IF v1>8 OR v1<1 OR n1>8 OR n1<1
OR v1>6 OR v1<1 OR n1>8 OR n1<1
THEN INPUT "Invalid move. Try
again" a$: GO TO 2030
2130 LET b$(v1,n1)=b$(v,n)
2140 LET b$(v,n)=" ": REM fou
r spaces
2150 LET t=1: GO SUB 1530: REM e
nter piece
2155 IF b$(v1,n1,1)="r" AND v1=5
THEN LET b$(v1,n1)="anoh": REM
change pawn to queen
2156 IF b$(v1,n1,1)="p" AND v1=1
THEN LET b$(v1,n1)="mnop"
2160 LET v=v1: LET n=n1: GO SUB
1530: REM print piece in new pos
ition
2170 GO TO 2020: REM next move
2180 INPUT "Do you want another
game? y/n" c$
2190 IF c$="y" OR c$="Y" THEN LE
T w=0: GO TO 500: REM reset boar
d
2200 BRIGHT 0: INK 0: STOP

```

lower-case allows you to distinguish between black and white pieces. The dimension statement (520) resets the array automatically.

Lines 1000-1130 print the blank board using magenta and green. They are chosen to give maximum contrast and therefore clarity for the pieces, which are black and white for simplicity. It is spaces which are printed using colour control characters (see page 115 of the manual) to define their paper


colour. Remember to switch back to white paper after the fourth space.

Lines 1500-1620 print the pieces on the board using black or white ink. Paper 8 keeps the board squares to their original colour. Lines 1580 and 1590 keep the print position within the correct 2\*2 square.


Lines 2000-2200 enter the piece moves, checking at 2120 that the move is within the board and allowing you to stop the game. Either

capitals or lower-case are accepted in inputs; 2140 unprints the old position and 2160 prints the new; 2155 and 2156 convert pawns to queens.

The variable set in 2150 allows use of earlier lines as a subroutine. It is re-set in 1520. Variable w (set in 260) allows the omission of some printing — blank squares on the initial run (line 1615) and re-printing the board (line 650) in subsequent games. w is re-sent at 2190.







# MICROL<sup>®</sup> SPECTRUM

## USE AND LEARN VOL.1: 25 BASIC PROGRAMS **AVAILABLE NOW**

**USE** 25 PRACTICAL BASIC programs you can put to work immediately—  
Programs to demonstrate the wide-ranging potential of your 16 or 48K Spectrum:—  
World Atlas — Cassette and Videocassette Index — Music Composer — Computer Term Glossary — Star Maps . . .

Personal Programming Aids to help you write your own programs more effectively:—  
Memory Map Monitor — System Diagnostic — Program debugging aids . . .  
Time-saving routines to use in your own programs:—

Text Editor — Flexible graph drawing routines — Sort and Search routines . . .  
Plus much more.

And, of course, original games to entertain and challenge you.


**LEARN** New ways to get the most from your Spectrum. Over 100 pages packed with —

Powerful programming techniques:—  
use Structured Programming to save time and make your programs more reliable —  
Ideas to make your games more exciting —  
How and when to use trees, tables, sorts and searches (do you know the Monkey Puzzle sort?) . . .

Facts at your Fingertips:—  
Memory and runtime Benchmarks for every

# £9.95

command — Display File Memory Map — Important PEEK and POKE locations you won't find in your Spectrum manual .  
Program Design Aids:—ScreenDesigners, for fast graphics and print layouts —  
Memory Manager, to keep track of every variable and array. PLUS:— All 25 BASIC programs explained line by line —  
—a goldmine of practical hints and tips. Send today for USE AND LEARN Volume 1— 25 BASIC Programs, and we'll also keep you posted with details of further important MICROL products for your Spectrum. And USE AND LEARN comes with MICROL's full 14-day money-back Guarantee.



To order simply complete the coupon, and FREEPOST with your cheque, made payable to MICROL (UK Mail Order).  
Despatch normally by return.  
**Telephone orders**—credit card holders can order by telephoning (0223) 312866 from 9-5.30 Monday to Saturday, stating name and address, Card No. Access/Barclaycard/Visa. and item(s) required.



# THE DATA BASE

## PRACTICAL. AND ONLY

## POWERFUL. FOR 48K

## RELIABLE. SPECTRUMS

**AVAILABLE NOW** **£9.95**

Whether you want to update mailing lists, re-organise the filing, or simply produce an index of your stamp collection, THE DATABASE makes it easy and enjoyable:

Easy-to-use one-touch commands and full onscreen prompts for fast, confident operation.

Down-to-earth 40-page manual — full operating instructions plus practical examples to show how THE DATABASE helps you in almost every work and leisure interest.

Massive storage capacity for real-work capabilities — over 900 screens of information (or over 7,000 names and addresses) on a single C90 cassette.

Advanced features you won't find on most £100 + databases — Machine-code automatic sorts and six kinds of searches (including Find Smith, Find Smith And Croydon, Find Smith or Croydon).

Performance you can depend on — professional design and testing ensures the reliability you need for storing important information.

And, with THE DATABASE, you get FREE MiCROL UserCare — informed, intelligent assistance and advice, whatever your question — by letter or telephone.



You can put THE DATABASE to work immediately. And as your Spectrum system grows, THE DATABASE will grow too, with low-cost MiCROL add-ons for Microdrives and full-size printers available soon.

**AVAILABLE NOW!  
ONLY £9.95**

Find out for yourself how THE DATABASE puts real computing power at your fingertips.

Send for THE DATABASE today, and we'll also keep you posted with details of further important MiCROL products for your 48K Spectrum. And THE DATABASE comes with MiCROL's 14-day money-back Guarantee.

To order simply complete the coupon, and FREEPOST with your cheque, made payable to **MiCROL (UK Mail Order)**. Despatch normally by return.

**Telephone orders**—credit card holders can order by telephoning **(0223) 312866** from 9-5.30 Monday to Saturday, stating name and address, Card No.

Access/Barclaycard/Visa and item(s) required.



# MiCROL

# SPECTRUM

**(0223) 312866**

MAIL ORDER DISTRIBUTION EXCLUSIVELY  
BY TEMPUS OF CAMBRIDGE

38 Burleigh Street,  
Cambridge CB1 1BR.

Designed by Sesames(UK)Ltd

Post to:— **MiCROL (UK Mail Order) Freepost**  
38 Burleigh Street, Cambridge CB1 1BR

Please send me . . . . . copy/copies of **THE DATABASE**

Please send me . . . . . copy/copies of **USE AND LEARN Vol.1**

I enclose cheque/P.O. for . . . . . (£9.95 + 50p p + p  
— £10.45 total each).

Or I wish to pay by Access/Barclaycard/Visa

Card Number . . . . .

Please print name and address

Name . . . . .

Address . . . . .

. . . . .

. . . . . su/11

Credit card holder's signature . . . . .



## CAMPBELL SYSTEMS

The very best in machine code for  
**SPECTRUM and ZX81**

**Spectrum 16K GULPMAN** game of the xxxMAN variety, with 15 mazes, 4 chasers, laser defence, 9 grades, 9 speeds, demo mode, choice of joystick control. "An extraordinarily good program", raves Boris Allan for *Popular Computing Weekly*. We think you will agree. £5.95

**Spectrum 48K MASTERFILE** business/domestic filing and reporting system. So flexible it is equally usable for your mailing-lists, catalogues, stock control, text extracts . . . applications are endless. Fully user-defined data and report display formats, dynamic variable-length file, records, and data items. Fully menu-driven, with powerful search facilities, sorting, total/average, update, multiple independent files, printing. Yes, we aim to support the Microdrive when Uncle delivers. Nearly all the 8K we use is machine code, so you get 32K per file. Comes with example file and 12-page manual. £15.00

**Spectrum SPDE 16K** Disassembler and Editor, as used by other ZX professionals, and we used it to develop the above. £5.95.

**ZX81 16K GULP II** almost identical spec to GULPMAN, £4.75.

**ZX81 16K to 64K THE FAST ONE** is the predecessor to MASTERFILE and is in use all over the world now. Specification is very similar to MASTERFILE. £12

All programs supplied double-recorded and mailed 1st class by return. Prices include VAT and postage within Europe. SAE for full list.

## CAMPBELL SYSTEMS

(Dept SU)

15 Rous Road, Buckhurst Hill,  
Essex IG9 6BL, England.

# ABERSOFT

7 MAESAFALLEN, BOW ST, DYFED, SY24 5BA

## ZX81 & Spectrum Games

Now **NEW LOW prices!!!!**

PROGRAM	OLD	NEW 81	SPECTRUM
Chess 1.4 10 levels m/c	10.00	8.95	
Adventure 140 locations based on the original (At £10.00 well worth the money Sinclair User Issue 2 review)	10.00	8.95	9.95*
Invaders Fast m/c arcade action	5.00	4.45	
Mazeman All the features of the original arcade version m/c	5.00	4.45	4.95

\*requires 48k Spectrum

All prices are inclusive  
Return of post service

# ZX81 GAMES

from

**J.K. GREYE SOFTWARE LTD**

**THE NEW GENERATION SOFTWARE HOUSE**

"Without question the finest machine code games available today!.....J.N. ROWLAND Product Manager for W.H. SMITH.

**GAMESTAPE 1 for 1K** \_\_\_\_\_ only **£3.95**  
10 Games incl. ASTEROIDS, UFO, CODE, BOMBER, GUILLOTINE, KALEIDOSCOPE, etc.  
**PROBABLY THE BEST VALUE 1k TAPE AVAILABLE.**



We've done in 1k, games which some of our competitors require 16k to do!



**GAMESTAPE 2 for 16K** \_\_\_\_\_ only **£3.95**  
\***STARFIGHTER** Superb machine code Space Battle. Set against a background of twinkling stars, with stunning explosions — if you can hit the enemy!  
**PYRAMID** Can you move the Pyramid? Make a mistake and it will collapse! A Thinkers game.  
**ARTIST** The ultimate Graphic Designers aid. 8 Directions, 10 Memories, SAVE, COPY, RUBOUT, CLS, etc.

**GAMESTAPE 3 for 16K** \_\_\_\_\_ only **£4.95**  
\***CATACOMBS** A Multi-Level Graphics Adventure. Each level can contain up to 9 Rooms, 8 Passages, 7 Monsters, Food, Gold, Traps, Phantoms, an Exit (to the next level), and there's an infinite number of levels.  
NOTE . . . This is NOT one of the necessarily limited text Adventures as sold elsewhere.  
"An excellent addictive game which will keep you amused for hours." . . . **COMPUTER & VIDEO GAMES.**



**GAMESTAPE 4 for 16K** \_\_\_\_\_ only **£4.95**  
\***3D MONSTER MAZE** The Game to Top All Others. Unbelievable Graphics! Can you find your way through the Maze? The EXIT is there somewhere, but then so is a T.REX, and its after YOU! All in 3D (the T.REX will actually run towards you in full perspective!), you've never seen anything like this before!  
"3D MONSTER MAZE is the best game I have seen for the ZX81". . . **COMPUTER & VIDEO GAMES**

"If I had to choose just one programme to impress an audience with the capabilities of the ZX81, then J.K. Greye's 3D MONSTER MAZE would be the one without doubt" . . . **ZX COMPUTING.** "Brilliant, brilliant, brilliant!" . . . **POPULAR COMPUTING WEEKLY**

**GAMESTAPE 5 for 16K** \_\_\_\_\_ only **£4.95**  
\***3D DEFENDER** The Ultimate Space Game. Super fast Machine Code 3D version of the Arcade favourite. You have to save your home planet from the marauding Alien Spacecraft. This is all in 3D, your viewscreen shows you the view out of your fighters cockpit window. The backdrop moves when you turn, or fly up or down (8 flight directions), just as if you were really flying it! But then YOU ARE! The Enemy Saucers will actually zoom towards you in 3D, and shoot you if you let them! Your display includes Score, Shield Strength, Altitude, Proximity, Forward Radar and your viewscreen, which shows your rotating home planet, backdrop of Stars, Meteors, Explosions, Plasma Blasts, your Photon Beams, up to 4 Enemy Saucers and of course its all in full 3D!



"Another 3D winner" . . . **SINCLAIR USER**



**GAMESTAPE 6 for 1K** \_\_\_\_\_ only **£1.95**  
\***BREAKOUT** Super Fast Full Screen Display Game. Your all time favourite with an added twist. See how much Money you can win and watch the pounds convert to Dollars. All in Machine Code for Fast Action with 3 Speeds, 2 Bat Sizes and three angles of rebound! The best BREAKOUT around and at this price you can't go wrong!

"The best of its kind" . . . **WHICH MICRO & SOFTWARE REVIEW**

**GAMES MARKED \* INCL. MACHINE CODE.**

Prices include VAT and U.K. P. & P.

(Add appropriate Postage on Foreign Orders). Cheques/P.O.s to

**J.K. GREYE SOFTWARE LTD**

Dept SU 16, Brendan Close, Oldland Common, Bristol BS15 6QE

**CREDIT CARD SALES: FOR INSTANT DESPATCH, BY PHONE ONLY**

TEL: 01-930-9232 (9 am - 7 pm)

If you prefer to see before buying, our range of **GAMESTAPES** are stocked by the following stores.

**BUFFER MICROSHOP** \_\_\_\_\_ 374A Streatham High Rd., London SW16;  
**GAMER** \_\_\_\_\_ 24 Gloucester Rd., Brighton;  
**GEORGES** \_\_\_\_\_ 89 Park St., Bristol, Avon;  
**MICROSTYLE** \_\_\_\_\_ 29 Belvedere, Lansdown Rd., Bath, Avon;  
**MICROWARE** \_\_\_\_\_ 131 Melton Rd., Leicester;  
**SCREEN SCENE** \_\_\_\_\_ 144 St. Georges Rd., Cheltenham, Glos;  
**W.H. SMITH** \_\_\_\_\_ Over 200 Computer Branches;  
**ZEDXTRA** \_\_\_\_\_ 5 School Lane, Kinson, Bournemouth, Dorset;

**TRADE & EXPORT ENQUIRIES WELCOME**




# PROGRAM PRINTOUT

One of the most popular sections of *Sinclair User* has been Program Printout, in which we have attempted to give a wide variety of programs to suit all abilities, interests and machines.

We reprint some of the best with some new programs never published previously.



# SAUCERS



**T**HE GRAPHICS on Saucers are the best we have seen for the old Earth Defence routine. Your task, as usual, is to halt the descending hordes of tentaced terror.

In this listing you are equipped with a movable gun-sight, under the usual cursor control, and if too many of these appalling aliens are allowed to land they erect their own

```

3 GO SUB 5200
4 GO SUB 4800
5 LET L=15: LET K=11: LET POS
=10
6 LET B=3: LET D=INT (RAND*25)
+2
8 LET SCORE=0
LET LON=0
1001 PLOT 0,0: DRAW 07,50
1002 PLOT 0,0: DRAW -07,50
1003 PLOT 107,00: DRAW 00,-50
1004 PLOT 117,00: DRAW 00,-50
1005 PLOT 70,00: DRAW -70,-100
1006 PLOT 100,00: DRAW 70,-100
1007 PLOT 0,0: DRAW 00,0
1008 PLOT 107,0: DRAW 00,-50
1009 PLOT 0,40: DRAW 00,0
1010 PLOT 0,10: DRAW 00,0
1011 PLOT 0,14: DRAW 00,0
1012 INK 7: PLOT 0,0: DRAW 0,175
1013 DRAW 255,0: DRAW 0,-175: DRAW
-0
1014 PRINT AT K,L-1: " "
1015 PRINT AT K,L+1: " "
1016 PRINT AT K-1,L: " "
1017 PRINT AT K+1,L: " "
1018 IF INKEY#="0" AND L<29 THEN
LET L=L+1
1019 IF INKEY#="8" AND L>2 THEN
LET L=L-1
1020 IF INKEY#="6" AND K<13 THEN
LET K=K+1
1021 IF INKEY#="7" AND K>2 THEN
LET K=K-1
1022 PRINT AT INT B,INT D: " "
1023 PRINT AT K,L-1: " "
1024 PRINT AT K-1,L: " "
1025 PRINT AT K+1,L: " "
1026 PRINT AT K,L+1: " "
1027 IF INKEY#="0" THEN FOR I=0
TO 3: BEEP 0.50,40: NEXT I: IF K
=INT B AND L=INT D THEN GO SUB 1
000
1028 LET D=D+INT (RAND*3)-1
1029 IF D<0 THEN LET D=D+1
1030 IF D>29 THEN LET D=D-1
1031 BEEP 0.500, (RAND*35)+15
1032 LET B=B+0.2
1033 IF SCORE>1000 THEN LET B=B+
0.001
1034 IF B>2000 THEN LET B=B+0.2
1035 IF D<1 OR D>31 THEN PLOT 0,
0: DRAW 0,175: DRAW 255,0: DRAW
0,-175: DRAW -255,0
1036 IF B>15 THEN GO SUB 2000
1037 INK INT (RAND*7)+2: PRINT AT
INT B,INT D: "$": INK 7
1038 PRINT AT 1,1: "SCORE: ";SCORE
,
1039 GO TO 125
1040 PRINT AT K,L: "$": PRINT ; D
VER 1,AT K,L: "B="
1041 FOR J=50 TO 45 STEP -0.5: B
BEEP 0.01,J: NEXT J
1042 PRINT AT K,L: " "
1043 LET B=3: LET D=INT (RAND*25)
+2
1044 LET SCORE=SCORE+100
1045 RETURN
2000 LET LON=LON+1
2001 IF LON>10 THEN GO TO 7000

```



# DEEPS

own mucous-covered metropolis surface. An excellent program, and use earthlings for toothpicks.

The most effective part of the display is the use of a perspective grid to represent the Earth's Spectrum. Submitted by N J Kemp of Liskeard, Cornwall, for the 16K grid to represent the Earth's Spectrum.

```

0010 LET M=3: LET N=INT (RAND*25)
0020 RETURN
0030 FOR N=0 TO 100: BEEP 0.1,40
0040 NEXT N
0050 PAPER 1: INK 7: BORDER 1: C
0060
0070 PRINT AT 0,10: FLASH 1;"SA
0080 UCEED": FLASH 0
0090 INK 0: PRINT : PRINT "Save
0100 the Earth.The aliens are invad
0110 ing and are trying to build cities
0120 on the earth.": PRINT : PRINT "
0130 Destroy them before they build
0140 their cities and conquer EARTH
0150 Use you for tooth picks.":
0160 INK 7: PRINT : PRINT : PRINT
0170 " "FOR LEFT": PRINT : PRINT "
0180 "FOR RIGHT": PRINT : PRINT "
0190 "FOR DOWN": PRINT : PRINT "
0200 "FOR UP": PRINT : PRINT " 0 TO
0210 7
0220 PRINT AT 21,1: FLASH 1;"GOO
0230 D": FLASH 0
0240 BORDER 0: PAPER 0: INK 0: C
0250 FOR N=0 TO 50: BEEP 0.005,1
0260 *00)+15: INK INT (RAND*7)+1: P
0270 INT INT (RAND*250)+5,INT (RAND*120
0280 : NEXT N: INK 4: GO TO 5
0290 DATA BIN 0,BIN 00011000,BIN
0300 011111110,BIN 11011011,BIN 11111
0310 111,BIN 01100110,BIN 0,BIN 0
0320 FOR N=0 TO 7: READ J
0330 POKE CHR "P"+N,J: NEXT N
0340 RETURN
0350 BEEP 0.7,1: BEEP 0.5,1: BEE
0360 1,0
0370 PRINT AT 1,1;" THEY HAVE C
0380 ONQUERED EARTH"
0390 PRINT AT 2,3;"AND ARE BUILD
0400 ING THEIR CITY"
0410 PAUSE 100
0420 INK INT 2: PRINT AT 12,10;"
0430
0440 BEEP 0.5,5
0450 PRINT AT 13,9;"■■■■"
0460 BEEP 0.5,4
0470 PRINT AT 14,9;"■■■■"
0480 BEEP 0.5,3
0490 PRINT AT 15,9;"■■■■"
0500 BEEP 0.5,2
0510 PRINT AT 16,8;"■■■■"
0520 BEEP 0.5,1
0530 INK 0
0540 PRINT AT 8,1;"YOU HAVE LOST
0550 EARTH. THE
0560 PRINT AT 9,1;"ALIENS HAVE D
0570 COMED HARKING"
0580 PRINT AT 10,1;"TO BECOME TO
0590 OTH PICKS"
0600 PRINT AT 18,1;"ENTER 'RUN'
0610 TO GO BACK INTO "
0620 PRINT AT 19,1;"TIME TO TRY
0630 AND SAVE THE"
0640 PRINT AT 20,1;"EARTH AGAIN
0650 "■■■■"
0660 FLASH 1: PRINT AT 5,1;"YOUR
0670 SCORE WAS ";score: FLASH 0

```





**F**ROM Daniel Shavick of Mill Hill, London, **Sheepdog** — a difficult game which is a good representation of a sheepdog trial.

A sheep, an inverse S, is driven by a dog, an inverse D, through a gate, denoted by two black squares, and into a pen which is shown as a grey square. The dog is moved upwards by pressing the 'O' key, downwards by the '.' key, left by 1 and right by 3. It continues moving until the S is pressed.

When the dog is within five squares of the sheep, the sheep begins to move. The difficulty is that the movement of the sheep tends to be as wayward as any sheep in a real trial.


After a good deal of concentration, the sheep can be penned and the time taken is displayed. As a guide it took our reviewer 1,079 seconds — one second short of 18 minutes.

The game can be re-started by pressing NEW LINE.

```

10 PRINT AT 19,29;CHR$ 136;AT
10,5;CHR$ 126;AT 10,11;CHR$ 126
20 LET S=8
30 LET A$=""
40 LET DH=21
50 LET DL=5
60 LET SH=5
70 LET SL=25
80 LET Z=5
90 PRINT AT SH,SL;CHR$ 184;AT
DH,DL;CHR$ 169
100 IF SH=19 AND SL=29 THEN GOT
O 1000
110 LET S=S+1
120 IF INKEY$(">") THEN LET A$=I
NKEY$
130 IF A$="" THEN GOTO 90
140 PRINT AT DH,DL;CHR$ 0;AT SH
,SL;CHR$ 0
150 PRINT AT 19,29;CHR$ 136
160 LET DH=DH+(A$=CHR$ 27 AND D
H<21)-(A$=CHR$ 52 AND DH>0)
170 LET DL=DL+(A$=CHR$ 31 AND D
L<31)-(A$=CHR$ 29 AND DL>0)
180 IF ABS (SH-DH)>=Z OR ABS (S
L-DL)>=Z THEN GOTO 90
190 IF ABS (DL-SL)<Z THEN LET S
L=SL+(SL>DL)-(SL<DL)
200 IF ABS (DH-SH)<Z THEN LET S
H=SH+(SH>DH)-(SH<DH)
210 LET SH=SH+(SH<1)-(SH>20)
220 LET SL=SL+(SL<1)-(SL>30)
230 IF SH=10 AND (SL<6 OR SL>10
) THEN LET SH=SH-1
240 GOTO 90
1000 PRINT AT 21,0;S;" SECONDS"
1010 PAUSE 4E4
1020 CLS
1030 RUN

```





# EARTH DEFENCE


**E**ARTH DEFENCE is an excellent arcade-quality game for the 16K Spectrum. Adrian Tucker of Fareham, Hampshire, says he designed it to be equally comfortable for both left- and right-handed operators. He has done so by using the multi-key INKEY\$ via the IN command in lines 110 and 160.

The effect is that your spacecraft can be manoeuvred left with any of the keys from 1 to 5, right with anything from 6 to 0, and all the bottom row keys will operate your laser.

A series of alien missiles moves up the screen towards earth. You are stationed in orbit to destroy the attackers. Each time you fire, your laser points are reduced by one; if you hit a missile, you have time to recharge and your laser points are therefore incremented by one.

You receive 100 points for each missile destroyed but lose 50 if one passes you. In the bottom left of the screen is displayed the number of alien projectiles yet to hit the earth before the limit of five is reached and the game ends.

The capital letters A, B and C in inverted commas are user-defined graphics. Tucker recommends blue for line 95, yellow for 115, cyan for 125, green for 140, flashing cyan in 145, red then cyan in 320 and green in 505.



```

1 RUN 6
2 FOR F=0 TO 7: READ N,M,O: P
OKE USR "B"+F,N: POKE USR "A"+F,
M: POKE USR "C"+F,O
3 NEXT F
4 DATA 16,165,165,16,189,24,5
5,255,165,124,255,90,166,126,90,
254,36,165,254,60,24,170,24,165
5 STOP
10 PAPER 0: INK 7: BORDER 1: C
LS
20 LET HP=0
50 CLS : FOR F=1 TO 50: PLOT I
NK RND*3+4,255.5*RND,175.5*RND:
NEXT F
60 LET LA=50: LET L=1: PRINT A
T 21,0;"ALIENS";TAB 12;"PLAYER";
TAB 24;"LASER"
70 LET P=0: LET C=16: LET CO=5
80 GO SUB 504: LET L=0
92 LET I=20: LET ST=INT (RND*2
0)+5
93 IF CO=0 THEN GO TO 210
95 PRINT AT I,ST;"B"
100 PRINT AT 1,C;" "
110 LET C=C+(IN 61438<>255 AND
C<31)-(IN 63486<>255 AND C>0)
115 PRINT AT 1,C;"A"
122 BEEP .005,C
125 PRINT OVER 1;AT I,ST;"B"
131 LET I=I-1
133 IF I=-1 THEN GO TO 500
135 LET ST=ST+INT (RND*3)-1+(3
AND ST<-30)-(3 AND ST>30)
140 PRINT OVER 1;AT I,ST;"B"
143 PRINT AT 21,19;P;" "
145 IF I=1 AND ST=C THEN PRINT
AT 1,C;"C": GO TO 200

```

```

160 IF (IN 65278<>255 OR IN 327
86<>255) AND LA>0 THEN LET LA=LA
-1: PRINT AT 21,30;LA: GO SUB 30
0
165 IF LA<10 THEN PRINT AT 21,3
" "
170 GO TO 100
200 FOR G=1 TO 30
205 OUT 254,RND*255
206 BEEP RND*.05,RND*24-12
208 NEXT G
210 IF P>HP THEN LET HP=P
221 PRINT AT 21,0
222 INPUT ;"YOUR SCORE=";(P)""
HI SCORE=";(HP): PAUSE 500: GO T
O 1
224 GO TO 1
300 PLOT INVERSE 1,C*8+3,159
305 DRAW INK 5,0,-117
308 BEEP .05,12
309 PLOT INVERSE 1,C*8+3,159
310 DRAW OVER 1,0,-117
320 IF (I<17 AND I>1) AND ST=C
THEN LET P=P+100: LET LA=LA+1: P
RINT AT 21,30;LA: BEEP .1,2: PRI
NT OVER 1;AT I,C;"C": BEEP .2,3:
PRINT OVER 1;AT I,C;"C": BEEP
.1,4: PRINT AT I,C;" ": GO TO 85
340 RETURN
500 LET P=P-50: LET CO=CO-1
503 PRINT AT 21,19;P;" "
504 FOR F=1 TO 5
505 IF F<CO THEN PRINT AT 21,6+
F;"B"
508 IF F>CO THEN PRINT AT 21,5+
F;" "
510 NEXT F: IF L=1 THEN RETURN
520 GO TO 90

```





# ZX-MAN

```

100 LET L=CODE " "
101 LET I=CODE " "
102 LET J=CODE " "
103 LET K=CODE " "
104 PRINT "CODE " ;
105 FOR T=CODE " " TO L STEP -1
106   LET A=I+(INKEY$="6")-(INKEY
107   LET B=J+(INKEY$="8")-(INKEY
108   PRINT AT A,B;"C"
109   IF A=I AND B=J-M THEN PRINT
110   PRINT AT A,B;"ZX LIVES";U
111   PRINT AT A,B;" " ;
112   IF A=I OR A=CODE " " OR B=L
113   THEN PRINT "ZX KILLED";U
114   LET F=INT (RND*CODE " ")
115   IF F=I AND B<A THEN PRINT A
116   PRINT "TAB L;"GHOST GOTCHA";U
117   PRINT "TINE UP"

```

**Z**X-MAN is a silicon-based life form, writes its discoverer, Chris Handley. It thrives on a diet of asterisks but is killed instantly by the inverse spaces which make up its maze-like ecosphere. Your task is to use keys 6, 7, 8 to guide the ZX-Man through the maze without running out of time or into walls.

An additional hazard is provided by the ghosts of previous ZX-Men which materialise unpredictably and gobble him up. Only in the home straight is he safe from this ghoulish threat.

It is an excellent 1K game for the ZX-81, though the fit is so tight that adding 's' to the word 'ghost' is sufficient to halt the program.

Graphics notes:  
 60 — Seventeen inverse spaces.  
 100 — Six inverse spaces, inverse 'ZX-MAN', five, inverse spaces.  
 180 — Inverse £.  
 190 — Inverse G.





# BEAN CUP



SOMETIMES, when the cursor finger is worn to the knuckle and we are blinking at 50 cycles per second, nothing pleases us like a game where thinking is not just something between you and a high score. When the game works on a ZX-80, we are really happy.

Beancup is a fine brain-game from Nigeria. You sit cross-legged with a row of seven cups in front of you. Each cup contains four beans — except the store-cup on the right-hand end of the row, which is empty. Your opponent faces you with exactly the same equipment in front of him.

The display will show you two rows of numbers, representing the beans. The bottom row is yours and the top one is operated by the suddenly-cunning ZX-80.

You move by taking all the beans from one of your cups and dropping one into the cup on its right, one into the cup on the right of that, and so on, anti-clockwise round all 14 cups until you finish. You cannot empty the store-cups. The game ends when all the beans are out of circulation and the winner is the player with the most beans in his store cup.

Input the number of the cup you wish to empty and the computer will display the position of the beans after your move and its own response. If you have no beans on your side to move, then enter any number from 1 to 6.

If you can beat the machine you are better than we are. Submitted by Paul Morriss of Alford, Lincs.

```

10 DIM A(14)
100 FOR J = 1 TO 14
110 IF J = 7 OR J = 14 THEN GO
    TO 130
120 LET A (J) = 4
130 NEXT J
200 FOR J = 1 TO 7
210 PRINT A (15-J); "2 spaces";
220 NEXT J
230 PRINT
240 PRINT
250 PRINT "4 spaces";
260 FOR J = 1 TO 7
270 PRINT A (J); "2 spces";
280 NEXT J
290 PRINT
300 PRINT
310 PRINT "ENTER CUP NO."
320 INPUT C
330 CLS
340 GO SUB 1000
400 FOR J = 1 TO 6
410 IF NOT A (14-J) = 0 THEN
    GO TO 440
420 NEXT J
430 GO TO 460
440 LET C = 14-J
450 GO SUB 1000
460 IF A(7) + A(14) < 48 THEN GO
    TO 200
470 IF A(7) = A(14) THEN PRINT
    "A DRAW"
480 IF A(7) > A(14) THEN PRINT
    "YOU WIN"
490 IF A(7) < A(14) THEN PRINT "I
    WIN"
500 STOP
1000 IF A(C) = 0 THEN RETURN
1010 FOR J = C + 1 TO A(C) + C
1020 LET K = J
1030 IF J > 14 THEN LET K = J-14
1040 LET A(K) = A(K) + 1
1050 NEXT J
1060 LET A(C) = 0
1070 IF NOT A(K) = 1 OR NOT
    K = 7 OR NOT K = 14 THEN
    RETURN
1080 LET A(K) = A(K) + A(14-K)
1090 LET A(14-K) = 0
2000 RETURN

```

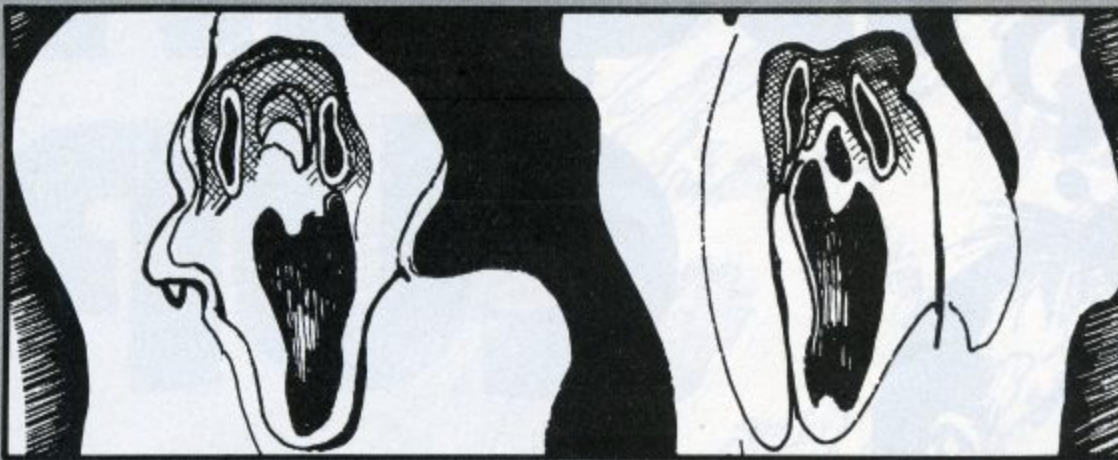


# SPACMAN

HERE is a good version of the perennial Pacman from S J Stearn of Harpenden, Herts for the 16K Spectrum.

Naturally it suffers by comparison with arcade machines. There are no power pills, no exit, and the two ghosts are decidedly more dumb than their cousins in the amusement halls, though still fast enough to catch you more times than not.

This listing is a big leap forward in the quest for an arcade-quality Pacman and provides a good basis for anyone wanting to do more work on the project; providing exits, for example, would probably not be too difficult.



```

1 GO SUB 9000
2 LET R=.01: LET S=0: LET GX=
10: LET GY=0: LET GY1=2: LET GX
=10: LET X=10: LET Y=2: LET D$=""
5: BORDER 1: PAPER 1: INK 1: CL
S: PAPER 7
9 DIM A$(20,20)
10 LET A$(1)="....."
20 LET A$(2)="....."
30 LET A$(3)="....."
40 LET A$(4)="....."
50 LET A$(5)="....."
60 LET A$(6)="....."
70 LET A$(7)="....."
80 LET A$(8)="....."
90 LET A$(9)="....."
100 LET A$(10)="....."
110 LET A$(11)="....."
120 LET A$(12)="....."
130 LET A$(13)="....."
140 LET A$(14)="....."
150 LET A$(15)="....."
160 LET A$(16)="....."
170 LET A$(17)="....."
180 LET A$(18)="....."
190 LET A$(19)="....."
200 LET A$(20)="....."
210 PRINT ": FOR I=1 TO 20: PRI
NT "":A$(I): NEXT I
1000 LET A$(X,Y)=" "
1001 IF S=100 OR S=400 OR S=740
THEN LET S=S+100: PAPER 1: CLS:
GO SUB 7000: PAPER 1: CLS: PAP
ER 7: GO TO 10
1010 IF INKEY$="" THEN GO TO 1005
1020 IF INKEY$="5" THEN LET D$="
"
1030 IF INKEY$="6" THEN LET D$="
"
1040 IF INKEY$="7" THEN LET D$="
"
1050 IF INKEY$="8" THEN LET D$="
"
1055 PRINT AT X,Y:" "
1060 IF D$="<" AND A$(X-1,Y)<" "
THEN LET X=X-1
1061 IF D$=">" AND A$(X,Y+1)<" "
THEN LET Y=Y+1
1062 IF D$="v" AND A$(X+1,Y)<" "
THEN LET X=X+1
1063 IF D$="^" AND A$(X,Y-1)<" "

```

```

" THEN LET Y=Y-1
1064 PRINT AT X,Y: INK 0;D$
1070 IF A$(X,Y)=" " THEN LET S=S
+1: PRINT AT 0,0;S: BEEP .1,-10
1080 PRINT AT GX,GY:A$(GX,GY): I
F INT (AND#2)+(GX>X) AND A$(GX-1
,GY)<" " THEN LET GX=GX-1
1090 IF INT (AND#2)+(GX<X) AND A
$(GX+1,GY)<" " THEN LET GX=GX+1
2000 IF INT (AND#2)+(GY>Y) AND A
$(GX,GY-1)<" " THEN LET GY=GY-1
2010 IF INT (AND#2)+(GY<Y) AND A
$(GX,GY+1)<" " THEN LET GY=GY+1
2015 PRINT AT GX,GY: INK 5;" "
2020 IF (GX=X AND GY=Y) OR (GX1=
X AND GY1=Y) THEN PRINT AT X,Y:
FLASH 1;D$: STOP
3000 PRINT AT GX1,GY1:A$(GX1,GY1
): IF INT (AND#2)+(GX1>X) AND A$
(GX1-1,GY1)<" " THEN LET GX1=GX
1-1
3090 IF INT (AND#2)+(GX1<X) AND
A$(GX1+1,GY1)<" " THEN LET GX1=
GX1+1
3100 IF INT (AND#2)+(GY1>Y) AND
A$(GX1,GY1-1)<" " THEN LET GY1=
GY1-1
3110 IF INT (AND#2)+(GY1<Y) AND
A$(GX1,GY1+1)<" " THEN LET GY1=
GY1+1
3120 PRINT AT GX1,GY1: INK 4;" "
3130 GO TO 1000
7000 FOR F=0 TO 25
7001 PRINT AT 10,29: INK 7;"O"
7010 PRINT AT 10,F: INK 0;" "
: INK 6;" "
7020 BEEP .1,-15
7030 NEXT F
7035 BEEP .2,-20
7040 FOR F=25 TO 0 STEP -1
7050 PRINT AT 10,F: INK 5;" "
: INK 6;" "
7055 BEEP 0.1,0
7060 NEXT F: CLS: RETURN
8999 STOP
9000 DATA 0,BIN 1000010,BIN 1110
0111,255,255,BIN 1111110,BIN 111
100,BIN 11000
9010 DATA BIN 000011100,BIN 1111
10,BIN 1111100,BIN 1111000,BIN 1
111000,BIN 1111100,BIN 111110,BI
N 11100
9020 DATA 0,BIN 00011000,BIN 001
11100,BIN 01111110,255,255,BIN 1
1100111,BIN 01000010,0
9030 DATA BIN 001110000,BIN 0111
11000,BIN 001111100,BIN 00011111
0,BIN 000111110,BIN 001111100,BI
N 011111000,BIN 001110000
9035 DATA 24,50,126,219,219,255,
219,145
9040 RESTORE 9000
9045 FOR F=0 TO 7: READ A: POKE
USR "u"+F,A: NEXT F
9050 FOR F=0 TO 7: READ A: POKE
USR "t"+F,A: NEXT F
9055 FOR F=0 TO 7: READ A: POKE
USR "d"+F,A: NEXT F
9070 FOR F=0 TO 7: READ A: POKE
USR "l"+F,A: NEXT F
9075 FOR F=0 TO 7: READ A: POKE
USR "a"+F,A: NEXT F
9080 RETURN

```



# TRIGONOMETRY

```


10 CLS
20 PRINT AT 1,6;"**TRIGONOMETR
Y**"
30 PRINT AT 4,0;"INPUT";TAB 8;
"FORMULAE"
40 PRINT AT 6,2;"A";TAB 7;"SIN
=OPP/HYP";TAB 27;
50 PRINT AT 7,2;"B";TAB 7;"OPP
=SIN*HYP";TAB 22;"HYP =OPP
60 PRINT AT 8,2;"C";TAB 7;"HYP
=OPP/SIN SIN->"
70 PRINT AT 10,2;"D";TAB 7;"CO
S=ADJ/HYP";TAB 27;
80 PRINT AT 11,2;"E";TAB 7;"AD
J=COS*HYP";TAB 22;"HYP =ADJ
90 PRINT AT 12,2;"F";TAB 7;"HY
P=ADJ/COS";TAB 20;"COS->"
100 PRINT TAB 25;"ADJ"
110 PRINT AT 15,2;"G";TAB 7;"TA
N=OPP/ADJ";TAB 27;
120 PRINT AT 16,2;"H";TAB 7;"OP
P=TAN*ADJ";TAB 26;"OPP"
130 PRINT AT 17,2;"I";TAB 7;"AD
J=OPP/TAN";TAB 20;"TAN->"
140 PRINT TAB 25;"ADJ";AT 19,2;
"J";TAB 7;"ADJ"
150 PRINT AT 21,0;"INPUT: REQUI
RED FORMULAE (A TO J)"
200 INPUT B$
210 IF B$="A" THEN GOTO 1100
220 IF B$="B" THEN GOTO 1300
230 IF B$="C" THEN GOTO 1500
240 IF B$="D" THEN GOTO 1700
250 IF B$="E" THEN GOTO 1900
260 IF B$="F" THEN GOTO 2100
270 IF B$="G" THEN GOTO 2300
280 IF B$="H" THEN GOTO 2500
290 IF B$="I" THEN GOTO 2700
300 IF B$="J" THEN STOP
310 IF B$<"A" OR B$>"J" THEN GO
TO 200
1100 CLS
1110 PRINT AT 2,2;"INPUT OPP"
1120 INPUT O
1130 PRINT AT 2,15;"OPP=";O
1140 PRINT AT 4,2;"INPUT HYP"
1150 INPUT H
1160 PRINT AT 4,15;"HYP=";H
1170 LET S=O/H
1180 LET X=ASN S*180/PI
1190 PRINT AT 6,5;"ANGLE=";X;"
DEGS"
1200 PRINT AT 10,0;"PRESS NEWLIN
E TO CONTINUE"
1210 INPUT A$
1220 GOTO 10
1300 CLS
1310 PRINT AT 2,2;"INPUT SIN"
1320 INPUT S
1330 PRINT AT 2,15;"SIN=";S;" D
EGS"
1340 PRINT AT 4,2;"INPUT HYP"
1350 INPUT H
1360 PRINT AT 4,15;"HYP=";H
1370 LET O=S/H*180/PI
1380 PRINT AT 6,5;"OPP=";O;"
DEGS"
1390 PRINT AT 10,0;"PRESS NEWLIN
E TO CONTINUE"
1400 INPUT A$
1410 GOTO 10
1500 CLS
1510 PRINT AT 2,2;"INPUT OPP"
1520 INPUT O
1530 PRINT AT 2,15;"OPP=";O
1540 PRINT AT 4,2;"INPUT SIN"
1550 INPUT S
1560 PRINT AT 4,15;"SIN=";S;" D
EGS"
1570 LET H=O/(SIN (S*PI/180))
1580 PRINT AT 6,5;"HYP=";H

```

WHICH TYPE of child were you? The type who instinctively hides at the back of the class, whispering and flicking paper? Or the kind who rushes automatically to the front and sits, tense and eager, taking copious notes with the sharpest pencil in school?

P L Radford of Birmingham sent a program which will be useful for both types. The first type will appreciate a program which reminds you how to do all those tricky trigonometry equations and the second will be glad of a way of doing them more quickly.

A thorough and useful listing for the 16K ZX-81, to be taped and kept.







```

1500 PRINT AT 10,3;"PRESS NEWLIN
1600 CONTINUE"
1600 INPUT A#
1610 GOTO 10
1700 CLS
1710 PRINT AT 2,2;"INPUT ADJ"
1720 INPUT A
1730 PRINT AT 2,15;"ADJ= ";A
1740 PRINT AT 4,2;"INPUT HYP"
1750 INPUT H
1760 PRINT AT 4,15;"HYP= ";H
1770 LET C=A/H
1780 LET X=C*180/PI
1790 PRINT AT 6,5;"ANGLE= ";X;"
1800 PRINT AT 10,3;"PRESS NEWLIN
1810 CONTINUE"
1810 INPUT A#
1820 GOTO 10
1900 CLS
1910 PRINT AT 2,2;"INPUT COS"
1920 INPUT C
1930 PRINT AT 2,15;"COS= ";C;" D
1940 PRINT AT 4,2;"INPUT HYP"
1950 INPUT H
1960 PRINT AT 4,15;"HYP= ";H
1970 LET A=(COS (C*PI/180))*H
1980 PRINT AT 6,5;"ADJ= ";A
1990 PRINT AT 10,3;"PRESS NEWLIN
2000 CONTINUE"
2000 INPUT A#
2010 GOTO 10
2100 CLS
2110 PRINT AT 2,2;"INPUT ADJ"
2120 INPUT A
2130 PRINT AT 2,15;"ADJ= ";A
2140 PRINT AT 4,2;"INPUT COS"
2150 INPUT C
2160 PRINT AT 4,15;"COS= ";C;" D
2170 LET H=A/(COS (C*PI/180))
2180 PRINT AT 6,5;"HYP= ";H
2190 PRINT AT 10,3;"PRESS NEWLIN
2200 CONTINUE"
2200 INPUT A#
2210 GOTO 10
2300 CLS
2310 PRINT AT 2,2;"INPUT OPP"
2320 INPUT O
2330 PRINT AT 2,15;"OPP= ";O
2340 PRINT AT 4,2;"INPUT ADJ"
2350 INPUT A
2360 PRINT AT 4,15;"ADJ= ";A
2370 LET T=O/A
2380 LET X=INT T*180/PI
2390 PRINT AT 6,5;"ANGLE= ";X;"
2400 PRINT AT 10,3;"PRESS NEWLIN
2410 CONTINUE"
2410 INPUT A#
2420 GOTO 10
2500 CLS
2510 PRINT AT 2,2;"INPUT TAN"
2520 INPUT T
2530 PRINT AT 2,15;"TAN= ";T;" D
2540 PRINT AT 4,2;"INPUT ADJ"
2550 INPUT A
2560 PRINT AT 4,15;"ADJ= ";A
2570 LET O=(TAN (T*PI/180))*A
2580 PRINT AT 6,5;"OPP= ";O
2590 PRINT AT 10,3;"PRESS NEWLIN
2600 CONTINUE"
2600 INPUT A#
2610 GOTO 10
2700 CLS
2710 PRINT AT 2,2;"INPUT OPP"
2720 INPUT O
2730 PRINT AT 2,15;"OPP= ";O
2740 PRINT AT 4,2;"INPUT TAN"
2750 INPUT T
2760 PRINT AT 4,15;"TAN= ";T;" D
2770 LET A=O/(TAN (T*PI/180))
2780 PRINT AT 6,5;"ADJ= ";A
2790 PRINT AT 10,3;"PRESS NEWLIN
2800 CONTINUE"
2800 INPUT A#
2810 GOTO 10

```



# MAGIC SQUARES

```

5 PRINT "INPUT THE NO."
6 INPUT M
7 SCROLL
12 FOR F=0 TO 11
13 PRINT AT 7,F;"■";AT 0,F;"■"
14 NEXT F
15 FOR F=0 TO 7
16 PRINT AT F,0;"■";AT F,12;"■"

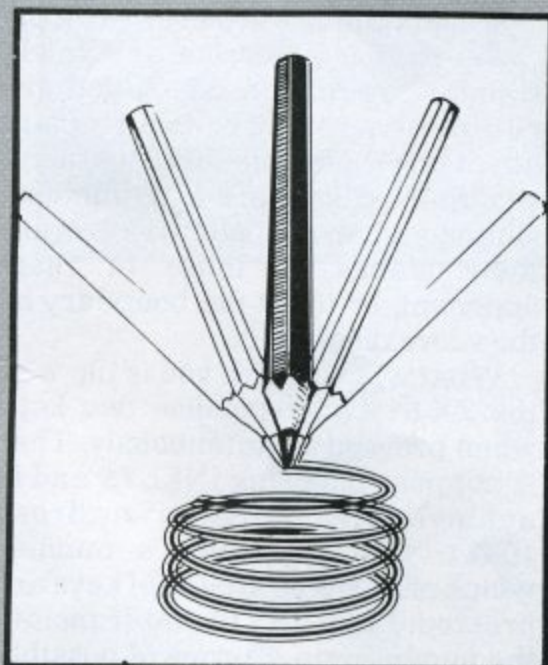
17 NEXT F
201 RAND
202 LET L=INT (RAND*20)
203 PRINT AT 1,1;L
204 LET K=L+10
205 PRINT AT 3,1;K
206 LET J=M-(L+K)
207 PRINT AT 5,1;J
208 LET H=INT (RAND*24)
209 PRINT AT 1,5;H
210 LET G=M-(L+H)
211 PRINT AT 1,9;G
212 LET F=INT (RAND*40)
213 PRINT AT 3,5;F
214 LET D=M-(H+F)
215 PRINT AT 5,5;D
216 LET S=M-(K+F)
217 PRINT AT 3,9;S
218 LET A=M-(J+D)
219 PRINT AT 5,9;A
220 PRINT "MAGIC SQUARE"
221 PRINT "OF ";M

```



AVIAD RAZ, of Haifa, Israel, sent Magic Squares, a neat, quick 1K program for the ZX-81. It calculates and displays magic squares, a box of nine numbers which add to the same figure whether added horizontally or vertically.

He explains that 1K of memory is not sufficient to allow the square to work diagonally.



```

10 LET LX=0: LET LY=0
11 LET X=0: LET Y=0
12 INPUT "RADIUS OF OUTER RING"
13 IF R=0 THEN GO TO 10
14 INPUT "RADIUS OF WHEEL?";R1
15 INPUT "POSITION OF WHEEL?";
16
17 INPUT "SPEED?";S
18 LET LX=127: LET LY=67+R-D
19 PLOT LX,LY
20 LET A=0
21 LET X=(R-R1)*SIN (A)+(R1-D)
22 LET Y=(R-R1)*COS (A)+D
23 LET X=X+LX
24 LET Y=Y+LY
25 LET A=A+S
26 INKEY#="" THEN GO TO 100
27 GO TO 20

```

# SPIROGRAPH

SPIROGRAPH, from Martin Richards of Stevenage, Herts, uses the hi-res graphics of the Spectrum to fascinating effect. The program produces graphics in the style of those line-drawing machines with the swinging weights and turning tables. On the Spectrum, too, it is fun to watch and you have good pictures.



```

1000 LET C=0
1010 LET X=0
1020 LET Y=0
1030 LET C=PEEK 16396+256*PEEK 1
1040 DOKE 16418,0
1050 PRINT AT 0,0; "*****"
1060 FOR P=1 TO 22
1070 PRINT "P=";P
1080 NEXT P
1090 PRINT "*****"
1100 PRINT AT 2,2;STR$ SX;AT 2,2
1110 LET X=0
1120 LET Y=0
1130 LET C=0
1140 LET X1=0
1150 LET Y1=0
1160 LET C1=0
1170 LET C1=-1
1180 IF PEEK (0+1+Y+33*X) <> 0 THEN
1190 GOTO 400
1200 IF PEEK (0+1+C+33*B) <> 0 THEN
1210 GOTO 300
1220 PRINT AT X,Y; "■";AT B,C; "■"
1230 LET A=PEEK 16421

```

```

1240 IF A=128 OR A=129 OR A=130 OR A=131 OR A=132 OR A=133 OR A=134 OR A=135 OR A=136 OR A=137 OR A=138 OR A=139 OR A=140 OR A=141 OR A=142 OR A=143 OR A=144 OR A=145 OR A=146 OR A=147 OR A=148 OR A=149 OR A=150 OR A=151 OR A=152 OR A=153 OR A=154 OR A=155 OR A=156 OR A=157 OR A=158 OR A=159 OR A=160 OR A=161 OR A=162 OR A=163 OR A=164 OR A=165 OR A=166 OR A=167 OR A=168 OR A=169 OR A=170 OR A=171 OR A=172 OR A=173 OR A=174 OR A=175 OR A=176 OR A=177 OR A=178 OR A=179 OR A=180 OR A=181 OR A=182 OR A=183 OR A=184 OR A=185 OR A=186 OR A=187 OR A=188 OR A=189 OR A=190 OR A=191 OR A=192 OR A=193 OR A=194 OR A=195 OR A=196 OR A=197 OR A=198 OR A=199 OR A=200 OR A=201 OR A=202 OR A=203 OR A=204 OR A=205 OR A=206 OR A=207 OR A=208 OR A=209 OR A=210 OR A=211 OR A=212 OR A=213 OR A=214 OR A=215 OR A=216 OR A=217 OR A=218 OR A=219 OR A=220 OR A=221 OR A=222 OR A=223 OR A=224 OR A=225 OR A=226 OR A=227 OR A=228 OR A=229 OR A=230 OR A=231 OR A=232 OR A=233 OR A=234 OR A=235 OR A=236 OR A=237 OR A=238 OR A=239 OR A=240 OR A=241 OR A=242 OR A=243 OR A=244 OR A=245 OR A=246 OR A=247 OR A=248 OR A=249 OR A=250 OR A=251 OR A=252 OR A=253 OR A=254 OR A=255 OR A=256 OR A=257 OR A=258 OR A=259 OR A=260 OR A=261 OR A=262 OR A=263 OR A=264 OR A=265 OR A=266 OR A=267 OR A=268 OR A=269 OR A=270 OR A=271 OR A=272 OR A=273 OR A=274 OR A=275 OR A=276 OR A=277 OR A=278 OR A=279 OR A=280 OR A=281 OR A=282 OR A=283 OR A=284 OR A=285 OR A=286 OR A=287 OR A=288 OR A=289 OR A=290 OR A=291 OR A=292 OR A=293 OR A=294 OR A=295 OR A=296 OR A=297 OR A=298 OR A=299 OR A=300
1250 LET X1=X+X1
1260 LET Y1=Y+Y1
1270 LET C1=C+C1
1280 GOTO 150
1290 LET SX=SX+1
1300 IF SX<15 THEN GOTO 7
1310 STOP
1320 LET SB=SB+1
1330 IF SB<15 THEN GOTO 7

```

# SURROUND



**Y**OU will probably recognise Surround as soon as you RUN it. It is a version of a fairly standard routine in which you are required to surround your adversary before he can surround you. Both players are in continuous motion and are not allowed to cross their tracks or those of their opponent, or to hit the boundary or the score display.

What will surprise you is the way the ZX-81 can recognise two keys when pressed simultaneously. That is not possible using INKEY\$ and is achieved by utilising address 16421; which contains a number which changes as groups of keys are pressed. Lines 185 to 260 translate the number into a series of possible moves.

Black uses keys 1-5 to move up, Z-V to move down, Q-T for right and A-G for left. Grey uses the keys 6-0 for up, Y-P for right, B-M for down and H-NEWLINE for left. After a crash the other player scores 1 and the winner is the first to reach 15.

The routine enabling two players to participate obviously can be used in many graphics games.



# TOWERS *of* HANOI

**T**HIS game is from the mysterious east via Simon Annetts of Rhayader, Powys. It is for the 16K ZX-81 and is velly, velly good.

Your Sinclair will erect three pegs and on the centre peg will place six rings in order of descending size. Your task is to transfer the rings one by one until they are all assembled in the correct order on one of the other pegs.

You cannot place a bigger ring on a smaller one and the computer will chastise you if you try. An excellent little game which went immediately on to the office tape. Graphics notes:

- 30 — 32 graphic shifted 8s.
- 50 — Three spaces, graphic shifted 8, 7 spaces, graphic shifted 8, seven spaces, graphic shifted 8.
- 67 — Three spaces, graphic shifted 8.
- 70 — Three spaces, inverse space, graphic shifted 5.
- 80 — Two spaces, graphic shifted 8, two inverse spaces.
- 90 — Two spaces, three inverse spaces, graphic shifted 5.
- 100 — One space, graphic shifted 8, four inverse spaces.
- 110 — One space, five inverse spaces, graphic shifted 5.
- 120 — Graphic shifted 8, six inverse spaces.



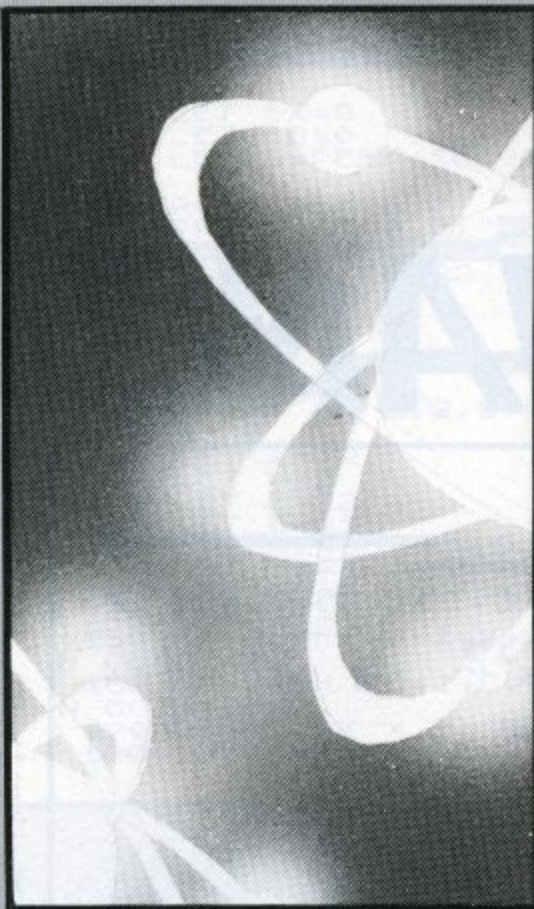
```

320 015
330 PRINT AT 20,0; "-----"
340 PRINT AT 21,0; "1"; TAB 16; "2
350 FOR X=10 TO 10
360 PRINT AT X,5; "
370 NEXT X
380 DIM A(3,7)
390 DIM A$(7,3)
400 LET A$(1,1)="
410 LET A$(2,1)="
420 LET A$(3,1)="
430 LET A$(4,1)="
440 LET A$(5,1)="
450 LET A$(6,1)="
460 LET A$(7,1)="
470 FOR Z=7 TO 1 STEP -1
480 LET A(1,Z)=1
490 LET A(2,Z)=Z
500 LET A(3,Z)=1
510 NEXT Z
520 LET C=1
530 FOR N=1 TO 3
540 FOR Y=7 TO 1 STEP -1
550 PRINT AT Y+12,Z*8-3;A$(A(Z,
Y))
560 NEXT Y
570 NEXT Z
580 PRINT AT 0,24; "MOVE:";C
590 IF A(1,2)=2 OR A(3,2)=2 THE
N GOTO 2000
600 PRINT AT 0,0; "
610 PRINT AT 0,0; "FROM? "
620 INPUT J
630 PRINT AT 0,0; J; " TO ?"
640 INPUT K
650 PRINT AT 0,0; J; " TO ";K
660 IF J>3 OR J<1 OR K>3 OR K<1
THEN N GOTO 1000
670 IF K=J THEN GOTO 1000
680 FOR D=1 TO 7
690 IF A(J,D)=1 THEN GOTO 320
700 LET P=D
710 LET Q=A(J,D)
720 GOTO 340
730 NEXT D
740 FOR D=1 TO 7
750 IF A(K,D)=1 THEN GOTO 370
760 IF A(K,D)<Q THEN GOTO 1000
770 IF A(K,D)>1 THEN GOTO 360
780 NEXT D
790 LET D=D-1
800 LET A(K,D)=A(J,P)
810 LET A(J,P)=1
820 LET C=C+1
830 GOTO 100
840 FOR U=0 TO 50
850 PRINT AT 0,0; "INVALID MOVE"
860 NEXT U
870 GOTO 200
880 PRINT AT 0,0; "YOU HAVE COMP
PLETED THE TOWERS OF HANOI IN ";C
MOVES"
890 PRINT
900 PRINT "TRY AGAIN?"
910 INPUT S$
920 IF S$(1)="Y" THEN RUN
930 STOP

```







**T**HIS PROGRAM simulates the random decay of atoms. When run, it displays 256 atoms and a bar chart; as one atom decays, a new one is born. The bar chart keeps a record of the number of mother and daughter atoms. Every decay is also marked by a burst of sound. The rate should slow if the decay is random.

Following the decay of the final atom you are asked to guess the half-life of the atom. Your standing as a nuclear scientist is then analysed and you are told how close you were to the answer.

**Radioactive Decay** was sent by D Noonan, of London N8.

# RADIO ACTIVE DECAY

```

10 CLEAR 32499
20 BORDER 7: PAPER 7: CLS
30 PRINT AT 0,1: PAPER 5: INK
0;"RADIOACTIVE DECAY SIMULATION"
40 LET Y=3
50 FOR X=1 TO 16: PRINT AT Y,X
: INK 3;"█": NEXT X
60 LET Y=Y+20
70 FOR X=1 TO 16: PRINT AT Y,X
: INK 3;"█": NEXT X
80 LET X=1
90 FOR Y=4 TO 19: PRINT AT Y,X
: INK 3;"█": NEXT Y
100 LET X=16
110 FOR Y=4 TO 19: PRINT AT Y,X
: INK 3;"█": NEXT Y
120 FOR X=2 TO 17
130 FOR Y=4 TO 19
140 PRINT AT Y,X: INK 7: PAPER
1:"#"
150 NEXT Y
160 NEXT X
170 DIM B(100)
180 LET B=0
190 INK 0: PLOT 175,144: DRAW 0
-129: DRAW 64,0
200 FOR Y=4 TO 19: PRINT AT Y,2
0: INK 1;"█": NEXT Y
210 PRINT AT 2,1: INK 2;"TIME";
AT 3,21: INK 1;"#"; AT 3,25: INK
2:""; AT 21,0: PAPER 6: INK 0;"P
7:55 G to see a graph of decay"
220 LET mother=256
230 LET daughter=0
240 LET time=0
250 LET r=INT (4*RND)
260 LET X=2+(r+15)*RND
270 LET Y=4+15*RND
280 IF ATTR (Y,X)=15 THEN LET M
other=mother-1: LET daughter=daU
dter+1: BEEP 0.1,50*RND: PRINT
AT Y,X: PAPER 4+r: INK 2: BRIGHT
1:""; GO TO 300
300 PAUSE 4: PRINT AT Y,X: OVER
1:" BRIGHT 1: PAPER 8: INK 8;" "
310 PAPER 7: INK 1: PLOT INVERS
EM 1,164,mother/2+16: DRAW INVERS
EM 1,7,0
320 INK 2: PLOT 206,daughter/2+
15: DRAW 6,0
330 PRINT AT 3,22:" "
340 PRINT AT 3,22: INK 1:mother
;IT 0,20: INK 2:daughter
350 LET time=time+1
360 PRINT AT 2,0: INK 2:INT (ti
me/3)
370 IF time/12=INT (time/12) TH
EN GO SUB 410
380 IF PEEK 23560=100 THEN PRIM
T AT 21,0:" please wait it's com
400 S000 " : GO TO 580
390 IF mother=0 THEN GO TO 450
400 GO TO 260
410 LET B=B+1
420 IF B>100 THEN RETURN
430 LET B(B)=INT (mother/2+.5)
440 RETURN
450 RESTORE 460: PRINT AT 21,0:
"
460 DATA 33,0,88,17,0,3,14,150,
113,35,27,122,179,32,249,201
470 FOR f=1 TO 16
480 READ a: POKE 32500+f,a: NEX
T f
490 RANDOMIZE USR 32501
500 BORDER 2
510 PAUSE 300
520 DATA 1,9,1,10,1,14,1,12,0.5
,10,0.5,0,1,7,1,0,1,5,1,7,1,9,.5
,10,.5,0,2,7
530 RESTORE 520
540 FOR f=1 TO 14
550 READ d,n
560 BORDER INT (n/2)
570 BEEP .25*d,n: NEXT f
580 FOR g=1 TO 1000
590 NEXT g
600 BORDER 7
610 DATA 0,0,0,0,126,126,126,12
6
620 RESTORE 610
630 FOR f=0 TO 7
650 READ U: POKE USR "a"+f,U

```



```


650 NEXT f
670 CLS : RESTORE 690
680 INK 1: PRINT AT 0,5;"Graph
to show decay"
690 DATA "0", "40", "80", "120",
"160", "200", "240", "280", "N", "0"
"0", "f", "s", "t", "0", "h"
700 FOR y=17 TO 3 STEP -2
710 READ a$: PRINT AT y,1;a$;"-
": NEXT y
720 FOR y=4 TO 14: READ a$: PRI
NT AT y,0;a$: NEXT y
730 FOR x=5 TO 30 STEP 5
740 PRINT AT 17,x;" ";AT 16,x-1
;16*(x-5): NEXT x
750 PRINT AT 19,7;"Time(seconds
)"
760 PLOT 40,152: DRAW 0,-117: D
RAW 264,0
770 FOR a=1 TO 100
780 PLOT 40+2*a,.8*(a)+36
790 NEXT a
800 DEF FN s(t)=256*EXP (-k*t)
810 INPUT "Guess half life in s
econds ";h
820 PRINT AT 2,10;"Score=
":
AT 3,6;"
830 LET point=0
840 LET k=0.693/h
850 FOR t=4 TO 400 STEP 4
860 IF POINT (40+.5*t,.4*FN s(t
)+36) THEN LET point=point+1
870 PLOT 40+.5*t,.4*FN s(t)+36
880 NEXT t
890 DATA "I'm speechless", "plea
se examine your brain", "Clever d
ick", "You need positive vetting"
900 PRINT AT 2,16;point;"X":AT
3,6:
910 FLASH 1
920 RESTORE 690: READ a$,b$,c$,
d$
930 IF point=0 THEN PRINT a$
940 IF point>0 AND point<30 THE
N PRINT b$
950 IF point>=30 AND point<=60
THEN PRINT c$
960 IF point>60 AND point<=100
THEN PRINT d$
970 FLASH 0
980 PRINT AT 21,0;"Press R to r
UN"
1000 IF INKEY$="r" THEN GO TO 10
00
1010 GO TO 1000
1020 PRINT AT 21,0;"Would you li
ke to know more Y/N?"
1030 IF INKEY$="y" THEN GO TO 10
00
1040 IF INKEY$="n" THEN RUN
1050 GO TO 1000
1060 BORDER 0: PAPER 0: CLS : PR
INT PAPER 6; INK 0;"radioactive
decay simulation"
1070 PRINT : INK 3: PRINT "Thro
ugh aside your inhibitions": PRINT
"and become a nuclear physicist
!"
1080 PRINT : INK 6: PRINT "Your
research team have amazing, exclu
sive video film of the"
1090 PRINT "radioactive decay of
256# atoms"
1100 PAUSE 50: PRINT : INK 5: PR
INT "These 'mother' atoms become
Da#"
1105 PRINT "!'daughter' atoms"
1110 PRINT : INK 4: PRINT "Use
your observational powers"
1115 PRINT "to deduce the half l
ife: the"
1120 PRINT "time it takes for ha
lf the atoms remaining at any st
age to decay"
1130 PRINT : INK 6: PRINT "A gra
ph of the results plotted"
1140 PRINT "will help but the te
st is severe"
1150 PRINT : PRINT INK 7;"Press
any key to run"
1160 PAUSE 404
1170 RUN

```





# FERRY



**I**F THE TEST of a good program is that we cannot tear ourselves away to write the review, Ferry passes. It is not a complicated routine but the cursor keys produce such an instantaneous reaction that the game has a strange hypnotic fascination of its own.

The display shows one port at the top and three at the bottom. One point is awarded for each round trip and an extra ship once all the cargo — 12 loads — is transported successfully. Control the ferry with keys 5 and 8, and do not go back to an emptied quay. Sent by Michael Simmonds for the 16K ZX-81.

Graphics notes:

80 — Graphic 4.

135 — Graphic 8, inverse space.

```

10 LET T=0
20 LET X=0
30 LET T=T+1
40 LET G=25
50 LET B=4
60 LET C=0
70 LET D=0
80 LET F$=""
90 LET E=25
100 LET B$=""
110 LET C$=""
120 LET D$=""
125 CLS
130 IF B=0 AND C=0 AND D=0 AND
T>0 THEN GOTO 30
135 PRINT TAB 0;T;TAB 14;"■";T
AB 25;X
140 PRINT AT 1,15;F$;AT 20,3;F$
:AT 20,13;F$;AT 20,23;F$
150 PRINT AT 21,3;B$( TO B);AT
21,13;C$( TO C);AT 21,23;D$( TO
D)
165 LET E=INT (RND*50)+1
170 FOR Z=40 TO 2 STEP -1
180 IF INKEY$="5" THEN LET E=E-
1
190 IF INKEY$="8" THEN LET E=E+
1
200 PLOT E,Z
210 NEXT Z
230 IF E=6 THEN LET B=B-1
240 IF E=26 THEN LET C=C-1
250 IF E=46 THEN LET D=D-1
255 IF B=-1 OR C=-1 OR D=-1 THE
N GOTO 325
260 IF E=6 OR E=26 OR E=46 THEN
GOTO 263
262 GOTO 330
263 LET G=INT (RND*50)+1
265 FOR Y=2 TO 40
270 IF INKEY$="5" THEN LET G=G-
1
280 IF INKEY$="8" THEN LET G=G+
1
290 PLOT G,Y
295 NEXT Y
300 IF G=30 THEN GOTO 315
310 GOTO 330
315 LET X=X+1
320 GOTO 125
325 IF B=-1 THEN LET B=0
326 IF C=-1 THEN LET C=0
327 IF D=-1 THEN LET D=0
330 PRINT AT 10,16;"CRASH"
341 LET T=T-1
343 FOR P=1 TO 50
344 NEXT P
345 IF T=0 THEN CLS
351 IF T=0 THEN PRINT "GAME END
ED. SCORE = ";X
353 IF T=0 THEN GOTO 1000
360 GOTO 125
1000 PRINT "AGAIN (Y/N)"
1020 LET Q$=INKEY$
1030 IF Q$="N" THEN STOP
1040 IF Q$="" THEN GOTO 1020
1050 RUN

```



**S**INCE this program was loaded everybody in the office is becoming a bio-rhythm bore. The program requires your date of birth and the current date and then displays a neat chart of the month, with curves for the physical, mental and emotional cycles.

Your physical state varies over a 23-day cycle and relates to your endurance, strength and aggressiveness. The emotional cycle lasts 28 days and governs anger, moodiness and optimism/pessimism. Mentally, you oscillate between Einstein and ape over a 33-day cycle.


The program was submitted by R Clark of Saltash, Cornwall for the 16K Spectrum.

```

1 RESTORE
2 PRINT AT 0,0: " "
HYTHM
10 INPUT "Enter Date Of Birth"
;"Day ";a;" Month ";b;" Year
";c
20 INPUT "Enter Date Now " "M
onth ";d;" Year ";e
25 CLS
30 LET t=INT ((e-c)*365.25)+(
(d-b)*30.35)-a)
300 FOR r=0 TO 255
810 PLOT r,10
815 IF r=INT (r/8)*8 THEN FOR u
=10 TO 20: PLOT r,u: NEXT u
820 NEXT r
830 PRINT AT 21,0: "1st 10th
20th 30th"
840 PRINT AT 0,0: INK 1; "physic
al "; INK 2; "mental "; INK 4; "
emotional"
900 FOR r=1 TO 3
905 READ u
910 LET l=2*PI*(t-(INT (t/u)*u)
)/u
920 LET k=2*PI*(33-u)*.03
1000 FOR a=l TO k+(2*PI) STEP
.1
1010 PLOT INK ((1 AND u=23)+(2 AND
u=28)+(4 AND u=33));(a-l)*135
-28+u),90+SIN a*50
1020 NEXT a
1030 NEXT r
1040 DATA 23,28,33
1050 INPUT "Another Go ? ";a$: I
F a$(1)="y" THEN GO TO 1

```

# BIO ~ RHYTHMS





THE NUMBER of entries for our May competition proved that as many people are using their ZX-81s for serious uses as for games. The variety of applications was wide and all were of a very high standard.

That made the task of the judges difficult once more but the eventual winner was John Fletcher, of Humberstone, Leicester, who submitted a system which files and retrieves information. He uses it to help keep track of 1,000 photographic slides, with each slide being described by six two-letter codes. It is possible to obtain lists of slides which have up to three codes in common.

Fletcher said he had bought the ZX-81 with the intention of producing such a system. He and his wife had so many slides, which are used to illustrate lectures, that it was difficult to sort them.

He was able to write the program, listed here, after having the machine for only three months.

"I have always been interested in computers and learned how to use the ZX-81 very quickly," he said. He added that LOADING and SAVEing time was five minutes but that was nothing compared to the time needed previously to sort through the slides.

The system is very general and can be used for other types of filing.

```

7 FAST
10 DIM A$(1000,2)
15 LET Z=1
20 FOR J=Z TO 1000
30 FOR K=1 TO 6
40 PRINT "KEY IN CODES FOR SLI
DE NO. ";J
50 PRINT
60 PRINT "CODE NO. ";K
70 PRINT
80 INPUT A$(6*(J-1)+K)
90 PRINT A$(6*(J-1)+K)
100 GOSUB 180
110 IF D$(">")="C" THEN GOTO 40
120 NEXT K
130 PRINT "ARE THERE ANY MORE S
LIDES? Y/N"
140 INPUT D$
150 CLS
160 IF D$="Y" THEN NEXT J
165 LET Z=J+1
170 GOTO 300
180 PRINT AT 15,1;"KEY C IF THI
S IS OK, OTHERWISE NEULINE"
190 INPUT D$
200 CLS
210 RETURN
220 FOR K=1 TO 6
230 IF A$(6*(J-1)+K)=F$ THEN PR
INT J; " ";
240 PRINT
250 NEXT K
260 RETURN
300 PRINT "
320 PRINT
330 PRINT "FOR INDIVIDUAL SLIDE
KEY 0"
340 PRINT
350 PRINT "FOR 1-TERM SELECTION
KEY 1"
360 PRINT
370 PRINT "FOR 2-TERM SELECTION

```

```

380 PRINT "KEY 2"
390 PRINT "FOR 3-TERM SELECTION
KEY 3"
400 PRINT
410 PRINT "TO ADD MORE SLIDES
KEY 4"
420 PRINT
422 PRINT "TO SAVE PROGRAM
KEY 5"
424 PRINT
430 PRINT "TO CHANGE PROGRAM
KEY 9"
440 INPUT A
450 CLS
460 IF A=0 THEN GOTO 500
470 IF A=1 THEN GOTO 660
480 IF A=4 THEN GOTO 1300
490 IF A=9 THEN GOTO 1500
495 GOTO 300
500 PRINT "KEY IN SLIDE NO."
510 INPUT J
520 CLS
530 PRINT "SLIDE NO. ";J;" HAS T
HE FOLLOWING"
540 PRINT "CODES:"
550 PRINT
560 FOR K=1 TO 6
570 PRINT A$(6*(J-1)+K)
580 NEXT K
590 PRINT
600 PRINT
610 PRINT "ANOTHER SLIDE? Y/N"
620 INPUT D$
630 CLS
640 IF D$="Y" THEN GOTO 500
650 GOTO 500
660 PRINT "ENTER CODE"
670 INPUT F$
680 PRINT
690 PRINT F$
700 GOSUB 180

```

**FILING**



```

710 IF D#("<") THEN GOTO 660
720 PRINT "LIST OF SLIDES HAVIN
730 GOTO 200
740 FOR J=1 TO Z
750 PRINT J
760 GOTO 200
770 PRINT "ENTER FIRST CODE "
780 INPUT F#
790 PRINT F#
800 GOTO 200
810 PRINT "ENTER SECOND CODE"
820 INPUT G#
830 PRINT G#
840 GOSUB 100
850 IF D#("<") THEN GOTO 800
860 PRINT "ENTER THIRD CODE"
870 INPUT H#
880 PRINT H#
890 GOSUB 100
900 IF D#("<") THEN GOTO 860
910 PRINT "LIST OF SLIDES HAVIN
920 PRINT "FOLLOWING CODES:"
930 PRINT F#;" ";G#;" ";H#
940 IF A=3 THEN PRINT " AND ";H#
950 IF A=3 THEN GOTO 930
960 PRINT "LIST OF SLIDES HAVIN
970 PRINT "FOLLOWING CODES:"
980 PRINT F#;" ";G#;" ";H#
990 IF A=3 THEN PRINT " AND ";H#
1000 IF A=3 THEN GOTO 930
1010 PRINT "LIST OF SLIDES HAVIN
1020 PRINT "FOLLOWING CODES:"
1030 PRINT F#;" ";G#;" ";H#
1040 IF A=3 THEN GOTO 1130
1050 FOR U=1 TO Z
1060 FOR L=1 TO 6
1070 IF A#(6*(U-1)+L)=G# THEN GO
1080 SUB 200
1090 IF A#(6*(U-1)+L)=G# THEN NE
1100 NEXT L
1110 GOTO 1200

```

```


1130 FOR J=1 TO Z
1140 FOR M=1 TO 6
1150 IF A#(6*(J-1)+M)=H# THEN GO
1160 NEXT M
1170 NEXT J
1200 PRINT
1210 PRINT
1220 PRINT
1230 PRINT
1240 IF A=1 THEN PRINT "ANOTHER
1250 SET OF CODES? Y/N"
1260 INPUT D#
1270 CLS
1280 IF D#("<") THEN GOTO 300
1290 IF D#="Y" AND A=1 THEN GOTO
660
1290 GOTO 600
1300 LET J=Z-1
1310 PRINT "LAST SLIDE ADDED WAS
NO. ";J
1320 PRINT "SLIDE NO. ";J;" HAS T
HE FOLLOWING"
1330 PRINT "CODES:"
1340 PRINT "CODES:"
1350 FOR K=1 TO 6
1360 PRINT A#(6*(J-1)+K)
1370 NEXT K
1380 PRINT
1390 PRINT
1400 PRINT "PRESS N/L TO ADD MORE
SLIDES"
1410 INPUT D#
1420 CLS
1430 GOTO 20
1500 CLS
1510 PRINT AT 10,10;"START TAPE"
1520 PRINT TAB 10;"KEY N/L"
1530 INPUT D#
1540 CLS
1550 LET D#="SLIDES 1"
1560 SAVE D#
1570 GOTO 300

```

**EASY SYSTEM**



# ENGULF



**E** NGULF is for the 1K ZX-80, by Graham Charlton of Rise Park, Romford, Essex. It sets you against a vengeful computer. After you press RUN, a large black square will appear. That is the playing area. You have five controls:

- 7 — UP
- 6 — DOWN
- 5 — LEFT
- 8 — RIGHT
- 9 — SCORE

After pressing 5, 6, 7 or 8, followed by NEWLINE, you will appear as an addition sign (+) with an inverse space, CHR\$(128), next to it. Every time you move, the computer will place a black square next to your piece. The idea is to avoid being trapped, or engulfed, for as long as possible. Once you have been caught, press 9 to see your final score.

Charlton's best score is 154. You can make the game slightly easier by deleting line 280, which prevents the computer placing a black square where a black square already exists. The game shows PEEKing and POKEing to the display file in action. The crucial line is 100, which finds the beginning of the display file.

```

10 LET A = 0
20 LET E = 236
30 FOR C = 1 TO 21
40 FOR G = 1 TO 21
50 PRINT "***";
60 NEXT G
70 PRINT
80 NEXT C
90 LET G = 0
100 LET A = 1 + PEEK (16396) +
    PEEK (16397)*256
110 FOR C = 0 TO 20
120 POKE A + C, 128
130 POKE A + C + 22*20, 128
140 NEXT C
150 FOR C = 1 TO 21
160 POKE A + 22*C, 128
170 POKE A + 22*C + 20, 128
180 NEXT C
190 INPUT D
195 IF D > 9 OR D < 5 THEN GO TO
    190
200 GOSUB 320
210 IF D = 9 THEN GO TO 380
220 IF PEEK (A + F) = 128 THEN
    GO TO 190
230 POKE A + E, 0
240 LET E = F
250 POKE A + E, 19
260 LET D = RND(4) + 4
270 GOSUB 320
280 IF PEEK (A + F) = 128 THEN
    GO TO 260
290 POKE A + F, 128
300 LET G = G + 1
310 GO TO 190
320 LET F = E
330 IF D = 5 THEN LET F = F - 1
340 IF D = 8 THEN LET F = F + 1
350 IF D = 6 THEN LET F = F + 22
360 IF D = 7 THEN LET F = F - 22
370 RETURN
380 PRINT "YOU SCORED*";G

```



---

# HELPLINE

---



The ZX-80, ZX-81 and Spectrum have introduced many people to the world of computers. Part of the interest has been in learning to use the techniques available.

That has often given rise to many problems and queries. Our Helpline service was set up to deal with them and has proved very popular.

We asked our correspondent, Andrew Hewson, to select some of the more important items from his postbag.



# Sinclair memories are made of this

**P**ROBLEMS which individual Sinclair users experience can be helpful to others if they are answered explicitly. Here is a representative selection.

*"Please explain the meaning of an 'address'. How can a byte, which is a number, have an address?"*

An important part of a computer is its memory and typical micro-computers have several thousand memory locations available for immediate use. Clearly each location needs a separate label or address to distinguish it from its fellows. The word address came into use because writing information to one of many memory locations is similar to writing a letter to one of many people. Letters are sent to an address so that they reach the person who lives there. Similarly, a computer sends information to the memory location at a given address.

Computer addresses are simply whole numbers starting at zero; so, for example, in the unexpanded ZX-81, locations 0 to 8191 are used by the ROM, locations 8192 to 16383 are unused, and locations 16384 to 17407 are used by the RAM. The add-on 16K RAM uses locations 16384 to 32767. Only the contents of RAM may be altered and so users generally are interested in addresses 16384 and upwards.

Each location in memory contains one byte of information. A byte can be thought of as a whole number between 0 and 255 inclusive. In practice, the word byte is often also used to mean a "location in memory" as well as to mean the number which is stored at that location. Thus, if location 17000 contains 34, we might say "byte 17000 is 34".

*"I am keen to understand how my ZX-81 works but as a beginner I am perplexed by the manner in which addresses are stored in the system variables. I know, for example, that D-FILE is the beginning of the display file — but how is that information stored?"*

The area at the bottom of RAM

between 16384 and 16508 holds the system variables and is followed by the program area, starting at 16509. The display file is next but as programs can vary in length, the display file does not start at a fixed address. The ZX-81 keeps track of it by storing the current value of the starting address in D-FILE.

If you look at page 178 of the manual you will see that the value of D-FILE is stored at address 16396 and so you might infer that you have only to look at the contents of 16396 to find the value of D-FILE.

Unfortunately, that is not true. Remember that the value of D-FILE is an address and that addresses are whole numbers, like 16384 and 17407 and 32767. A single location can hold only a number between 0 and 255 and so two adjacent locations are used to store larger numbers. The value of D-FILE given by:

value held in  $16397 + 256 * \text{value held in } 16397$

Any whole number between 0 and 65535 inclusive can be stored using this system.

The value held at an address can be found by PEEKing it and so you can PRINT the value of D-FILE by entering:

```
PRINT PEEK 16396 + 256*PEEK  
16397
```

You may know that the contents of the first location in the display file is always 118 and you can show that by entering:

```
PRINT PEEK (PEEK 16396 + 256*  
PEEK 16397)
```


*"I want to write several programs which use the same data but there seems to be no way to do so using the Sinclair functions. Do I have to write routines to save and load data on cassette or is there some way of passing data between programs directly?"*

There is. The trick is to alter the RAMTOP system variable to give you some space at the top of RAM which is out of reach of the Sinclair system in normal use. Your first program can then copy data into the area above RAMTOP. You can then load a second program, replacing the first, but the data saved above RAMTOP will still be intact. The second program can then copy the data back into its own variables area.

Let us take the job step by step. All the calculations following refer to the unexpanded ZX-81, with values for the 16K expansion in square brackets where they are different.







Moving RAMTOP. Suppose you want to pass a 10-element array between programs. A single-dimensional array occupies five bytes per element plus another six, making 56 bytes in all, and so you need at least 56 bytes above RAMTOP.

When you switch on your ZX-81, RAMTOP is set automatically to one more than the top of RAM, i.e., 17408 [32768 with the 16K RAM]. The address is stored as a system variable at 16388 and 16389 as the values 0 and 68 respectively [0 and 128], because  $0 + 256 * 68 = 17408$  [ $0 + 256 * 128 = 32768$ ].

You can use your ZX-81 to calculate the new value to be POKED into 16388 by entering:

```
PRINT 17408-N-256*INT ((17408-N)/256)
[PRINT 32768-N-256*INT ((32768-N)/256)]
```

Using  $N = 56$  for our example gives 200.

The value to be POKED into 16389 is given by:

```
PRINT INT ((17408-N)/256)
[PRINT INT ((32768-N)/256)]
```

In our example the result is 67 [128].

The ZX-81 will ignore any alterations to RAMTOP until you enter NEW, so do so at that point. Of course, if you have a program in your machine you should SAVE it first.

Finding your array. Variables are stored at the address held in VARS

at 16400 and 16401 so you can PRINT the current value by entering:

```
PRINT PEEK 16400 + 256 * PEEK
16401
```

Saving an array above RAMTOP. The following program demonstrates the technique:

```
10 DIM A(10)
20 FOR I = 1 TO 10
30 LET A(I) = I
40 NEXT I
50 LET J = PEEK 16400 + 256 * PEEK
16401
60 LET K = PEEK 16388 + 256 * PEEK
16389
70 FOR I = 0 TO 55
80 POKE K + I, PEEK (J + I)
90 NEXT I
```

Lines 10 to 40 assign the array and set its values to 1..10 — those values have been chosen for the purposes of this demonstration and have no special significance. Line 50 stores the value of VARS in J and line 60 stores the value of RAMTOP in K. The loop at lines 70 to 90 copies the contents of the array above RAMTOP.

Retrieving an array from above RAMTOP. Now delete the first program and enter the following:

```
10 DIM A(10)
50 LET J = PEEK 16400 + 256 * PEEK
16389
70 FOR I = 0 TO 55
80 POKE J + I, PEEK (K + I)
90 NEXT I
```

```
100 FOR I = 1 TO 10
110 PRINT A(I)
120 NEXT I
```

In this program the array is assigned and J and K are set to VARS and RAMTOP as before but the loop at lines 50 to 780 now copies the data from above RAMTOP to the variables area. The loop at lines 100 to 120 PRINTs the values of the array as set by the first program.

In each case, lines 50 to 90 represent the essential part of the program but it is important to assign the array at the beginning of the program, so that it lies at the bottom of the variables area. The same technique works for ordinary variables but strings cannot, in general, be copied in this manner, because they can move around in RAM.

*"Deleting lines by entering their line numbers in turn is a nuisance. Is there a method for deleting blocks of lines?"*

There is, because the length in bytes of each line is held in two locations immediately following the line number and we can manipulate them to our advantage. To see the line length, clear your ZX-81 by entering NEW and then enter the following line:

```
10 REM
```

Then PEEK at the first few bytes in the program area which starts at 16509 and you will see:

Address	Contents	Meaning
16509	0	line number =
16510	10	$256 * 0 + 10 = 10$
16511	2	line length =
16512	0	$2 + 256 * 0 = 2$
16513	234	code for REM
16514	118	code for newline

Notice that the line length excludes the four bytes required for the line number and the line length. The following routine finds the address of the first byte of two lines entered by the user:

```
9000 DIM B(2)
9010 LET START = 16509
9020 PRINT "ENTER FIRST AND
LAST LINE NOS"
9030 INPUT B (1)
9040 INPUT B (2)
9050 IF B (1) < 0 OR B (2) < 0
OR B (1) > 9999 OR
B (2) > 9999 THEN GOTO 9020
9100 FOR I = 1 TO 2
9110 LET L = PEEK (START + 2)
+ 256 * PEEK (START + 3)
9120 LET LINEND = 256 * PEEK
```



```

START + PEEK (START + 1)
9130 LET START = START + L + 4
9140 IF LINEND < B (I) THEN GOTO
9110
9150 LET B(1) = START —
(L + 4)*(I = 1)
9160 NEXT I

```

The routine finishes with the two addresses held in B(1) and B(2). The next trick is to fool the ZX-81 into thinking that all the lines between and including the two line numbers are just one monster line by POKING the difference between B(2) and B(1) less 4 into the slot for the line length of the first line. That is achieved by adding the lines:

```

9200 LET B(2) = B(2) — B(1) — 4
9210 POKE B(1) + 2, (B(2) —
256*INT (B(2)/256)
9220 POKE B(1) + 3, INT (B(2)/256)

```

The monster line can then be deleted in the usual way, by entering the line number alone.

*"I would like to know how to SAVE and LOAD data only into a program held in core. Can you assist?"*

There are two methods. The first is quick and elegant and consists essentially of writing new SAVE and LOAD routines in machine code. The second method is slow and clumsy but it is easy to understand and the necessary software is mostly in Basic, the preferential method. The steps in outline are:

SAVE the data of interest on tape; to prevent the program in the ZX-81 being over-written, copy the program area above RAMTOP; LOAD the data from tape in the usual way; create some space in the program area and copy the program from above RAMTOP into the newly-created space in the program area.

Obviously, to create some data to LOAD into a program we must RUN a previous program to read in or calculate the data to be SAVED. The earlier program could be deleted line by line but the process is rather laborious, so use this technique instead:

First note the line number of the first line of the program. Suppose it is line number 10; then find the effective length of the program by entering PRINT PEEK 16397 — 16513.

Suppose the result is 1859. Then enter POKE 16511, 1859 — 256\*INT (1859/256); POKE 16512, INT (1859/256); 10 or whatever was the first line number.

Do not attempt to LIST the

program between entering the instructions or you will have to pull out the plug and start again.

The data can then be SAVED, together with the display file and other odds and ends, on tape.

The second step is to LOAD a new program and store it above RAMTOP. The technique is very similar to storing data above RAMTOP. Be sure to move RAMTOP down as explained on page 168 of ZX-81 Basic Programming before LOADING the new program. The following routine copies a program above RAMTOP:

```

10 LET J = PEEK
16396 + 256*PEEK 16397 — 16509
20 PRINT J
30 LET K = PEEK 16388 + 256*PEEK
16389
40 FOR I = 0 TO J—1
50 POKE K + I, PEEK (16509 + I)
60 NEXT I

```

The routine PRINTs the length of the program, J, in bytes. You should note it as it will be needed later.

The data can then be LOADED from tape in the usual way. The current program will, of course, be over-written and so the final step is to copy it back from above RAMTOP. A machine code routine is needed for that step, because space must be created in the program area in which to store the program using a routine in ROM.

The routine is 20 bytes long and you can store it at addresses 32748 to 32767 by entering and RUNNING the following routine:

```

10 FOR & = 32748 TO 32767
20 INPUT M
30 POKE I, M
40 PRINT I, PEEK I
50 NEXT I

```

Enter the following numbers one by one from the keyboard: 42, 12, 64, 229, 43, 1, 0, 0, 197, 205, 158, 9, 193, 209, 42, 4, 64, 237, 176, 201. You might like to determine how the routine works by translating the decimal numbers into Z-80 assembler using Appendix A of the ZX-81 Basic Programming manual.

Before running the machine code routine, POKE the program length, J, into it by entering

```

POKE 32754, J — 256*INT (J/256)
POKE 32755, INT (J/256)

```

Then delete the Basic routine, put the ZX-81 into FAST mode, and call the machine code routine by entering

```

IF USE 32748 = 0 THEN STOP.

```

# Numbers games

STORING and displaying numbers is the object of many requests for information. The ZX-81 uses one of three methods, depending on the context. The first is the floating point method which is used for all Basic variables and all calculations involving Basic variables. All numbers held using the technique occupy five bytes each. The second method is used internally by the Z-80 microprocessor which drives the ZX-81 and can be used for whole numbers only.

Each number occupies only two bytes and a variation of the method is used to store the line numbers at the beginning of each Basic program line. To communicate to the user the ZX-81 uses a third method, the character form, in which each decimal digit, and the decimal point, occupies one byte each. Some typical queries:

*"What does floating point arithmetic mean? Why use it? Would it not be easier to use the decimal system?"*

The use of floating point arithmetic implies that numbers are stored and manipulated as a mantissa, which contains the digits in the number, and an exponent, which indicates the position of the decimal point. It is relatively easy to convert decimal numbers into a decimal floating point representation and some calculators can display decimal numbers in that form. The calculator manufacturers refer to the form as scientific notation.

The great advantage of scientific notation is that very large numbers, or numbers which are very close to zero, can be written approximately using a limited number of digits. Thus a calculator which can display only eight digits at a time can display a number larger than 99,999,999 using scientific instead of ordinary notation.

For example, the distance from the Earth to the Sun is about 5,892,480,000,000 inches. Thirteen digits are required to write the number in ordinary notation but



when it is re-written in its scientific form as  $5.89248 \times 10^{12}$  only eight digits are required — neglecting the  $\times 10$  which is common to all numbers written in that way. The mantissa is 589248 and the exponent is 12.

The exponent, by the way, means “imagine that the decimal point is to the right of the left-most digit of the mantissa — i.e., between the 5 and the 8. Now move the point 12 places to the right, filling spaces with zeros if necessary”.

The scientific form, of course, is not accurate because only eight digits, of which six only are in the mantissa, are allowed, whereas in the ordinary form 13 are available, although in our example the extra digits are all zeros.

We count in tens and so calculators display numbers in decimal for our convenience. Digital computers count in binary as explained in chapter 24 of the ZX-81 Basic programming manual but the principle of floating point binary representation is the same as that of decimal scientific notation. The ZX-81 uses a string of seven zeros and ones for the exponent — i.e., one byte with one bit reserved for the sign of the exponent — and a string of 31 zeros and ones for the mantissa — four bytes with one bit used for the sign of the mantissa.

Floating point arithmetic is used

because it enables a large range of numbers to be stored in five bytes with only a small loss in accuracy. Numbers as big as  $10^{38}$  — one followed by 38 zeros — can be stored, although only the first nine digits or so are accurate. If integer arithmetic were used, then the biggest number which could be stored in the same space would be 1,099,511,627,776 but all 13 digits would be accurate.

“How are numbers stored in the ZX-81? Please explain how the five-byte representation of a number is obtained”.

The following program prints the floating point form of a number entered by the user at line 20:

```
10 PRINT "ENTER A NUMBER"
20 INPUT I
30 PRINT, "THE ZX81
REPRESENTS": I: "BY"
40 FOR J = 1 TO 5
50 PRINT PEEK (PEEK 16400 + 256*
PEEK 16401 + J); " ";
60 NEXT J
70 PRINT
80 PAUSE 500
90 CLS
100 RUN
```

The ZX-81 stores the values of all Basic variables in the variables areas and the address of the beginning of the variables area is held in VARS at locations 16400 and 16401 — see chapter 28 of the ZX-81 manual. Thus the loop at lines 40 to

60 prints the contents of the five bytes which hold the floating point version of the number entered.

The first of the five bytes is the exponent, E, and the remaining four bytes, A, B, C, D represent the mantissa. If the original number is positive, A lies in the range 0 to 127. If it is negative, A lies between 128 and 255.

The following program re-constructs a number from its Sinclair floating point form:

```
10 PRINT "ENTER THE
EXPONENT AND THE FOUR
NUMBERS OF THE MANTISSA,
ALL ENTRIES TO LIE BETWEEN 0
and 255 INCLUSIVE"
20 INPUT E
30 INPUT A
40 INPUT B
50 INPUT C
60 INPUT D
70 INPUT, "EXPONENT = "
,E,"MANTISSA = ", A,,B,,C,,D
80 PRINT, "THE NUMBER = ";(2*
(A<128)-1)*2**(E-160)*(((256*
(A + 128*(A<128)) + B)*256 + C)
*256 + D)
```


Try those two programs for a variety of numbers. You will see that the exponent is about 128 for numbers close to 1 and -1; that numbers close to 0 have small exponents; and that large positive and large negative numbers have large exponents.

It is also noticeable that the value of the fourth byte, D, has little or no effect on the value printed by the second program. In computer jargon D is called the least significant byte. The ZX-81 prints results to eight decimal figures at most, rounding the result if necessary, although calculations are made to somewhat greater accuracy.

“I am writing a program to test my son's arithmetic but I have found that my ZX-81 sometimes gets the answer wrong. I know that some early ZX-81 ROMs made an error with the square of 0.25 but my machine does not make that mistake. Is this another bug?”

The fault lays with the program and not with the ZX-81. The routine which was at fault set a problem in division and then compared the user's reply to the result calculated by the ZX-81. Unfortunately the routine often rejected correct replies.

It is often impossible to convert a





decimal number exactly to a binary floating point number and that was the source of the problem. An analogous difficulty can occur when converting some fractions into decimal — we are all familiar with the fact that  $\frac{1}{3}$  cannot be written as an exact decimal. The program was rejecting the user's reply even when it differed by only a tiny amount from the calculated result.

The following program asks you to enter a number, divide it by 10 and enter the result. It then prints the floating point representation of your result and its own result for the same calculation. If you run the program a few times you will see that your answer and the answer produced by the ZX-81 often differ by one in the least significant digit of the mantissa.

```

10 LET N = 500
20 CLS
30 PRINT "ENTER A NUMBER"
40 INPUT I
50 PRINT, "YOU ENTERED"; I
60 PRINT, "DIVIDE"; I; BY 10"
70 PRINT "ENTER THE RESULT"
80 INPUT J
90 PRINT, "YOU ENTERED"; J
100 LET K = I/10
110 IF ABS (K-J)<.0001*K THEN
GOTO 170
120 PRINT, "WRONG"
130 PRINT I; "DIVIDED BY 10 DOES
NOT EQUAL";J

```

```

140 PRINT "TRY AGAIN"
150 PAUSE N
160 RUN
170 PRINT, "RIGHT"
180 RPINT I; "/10 = ";J
190 PAUSE N
200 CLS
210 PRINT, "THE ZX81
REPRESENTS";J;"BY"
220 LET M = 13
230 GOSUB 300
240 PRINT, "AND";I;"BY"
250 LET M = 19
260 GOSUB 300
270 PAUSE N
280 RUN
300 FOR L = M TO M + 4
310 PRINT PEEK (PEEK 16400 + 256
*PEEK 16401 + L);" ";
320 NEXT L
330 PRINT
340 RETURN

```

If you wish to avoid problems of that nature then you should alter statements like  
IF K = J THEN GOTO 170  
to IF ABS (K-J)<.0001\*K THEN  
GOTO 180

In the first case the program will jump to line 170 only if K and J are identical down to the last digit. In the second case, the jump will be made if the difference between K and J is less than .01 percent.

"If the ZX-81 uses two bytes to store line numbers, why is 9999 the largest line number permitted?"

Each byte contains eight bits and each bit can take two values giving  $2^{16} = 65536$  arrangements of the 16 bits in the two bytes. Hence the two bytes could be used to represent any positive integer between 0 and 65535 inclusive. Why limit line numbers to 9999?

The reason is that by limiting in this way and by manipulating the numeric codes for variables the ZX-81 has a device for distinguishing lines in the program area from variables in the variables area.


To understand the mechanism at work, consider the representation of 9999. Line numbers are held with their most significant byte first, contrary to the usual Z-80 convention, so that line number 9999 is held as a byte containing 39 followed by a byte containing 15 because  $39*256 + 15 = 9999$ . The bit pattern of the first byte, obtained by converting 39 to binary, is 00100111. Notice that the three most significant bits — bit numbers 7, 6 and 5 are set to 0, 0 and 1 for this, the largest permitted line number. Hence bit numbers 7, 6 and 5 of the first byte of all permitted line numbers will be set to 0, 0 and 1, or in the case of line numbers less than 8192 they will be set to 0, 0, 0.

Now look at pages 172 to 174 of the ZX-81 Basic Programming manual and you will see illustrations of the different types of variables as they are represented in the variables area. In each case the first byte contains a numeric code related to the code of the letter; in the case of a number whose name is longer than one letter, the first letter which identifies the variable.

The largest possible letter code is 63, the code for Z, which is 00111111 in binary, and the smallest is 38, the code for A, which is 00100110 in binary. Clearly, bits 7 and 6 are not needed when distinguishing between letter codes and bit 5 is always set to one, so the ZX-81 uses them to distinguish between the different types of variable, subtracting 20h, or 32 in decimal, from the letter code in three of the six cases.

Three bits can be set in  $2^3$ , or 8, different ways. The table lists the eight ways and their interpretation:

Bit pattern	Interpretation
000	Line number less than 8192
001	Line number between 8192 and 9999





010 String  
 011 Number with single character name  
 100 Array of numbers  
 101 Number with multiple character name  
 110 Character array  
 111 Control variable for a FOR-NEXT loop

The same purpose could be served by comparing the address of the byte in question to the D-FILE or VARS pointers. It allows the ZX-81 to use the same routine, at 2546 to 2576, to step through memory to the "next" line or the "next" variable but that seems a small advantage.

Perhaps it is merely a hangover from the ZX-80, because in that machine the variables area follows immediately after the program area and so a device which "knows" from the contents of the byte that the end of the program has been reached serves some purpose.

It is worth noting that while the ZX-81 prevents you entering line numbers greater than 9999 from the keyboard, if you manipulate the line numbers by POKEing the appropriate locations your program will still run, provided the line numbers do not exceed 16383 as the following routine demonstrates:

```
10 LET I = 10000
20 SCROLL
30 PRINT I
40 POKE 16634, INT (I/256)
50 POKE 16635, I-256*INT (I/256)
60 LET I = I + 1
9999 GOTO 20
```

Line numbers 40 and 50 POKE the current value of I into the locations originally occupied by 9999. If you run the program for a few cycles and then BREAK it you will see that 9999 has been updated to, say, AO29 for I=10029.

Clearly the ZX-81 does not decode line numbers greater than 9999 correctly but the result is comprehensible if you remember A follows 9 in the sequence of character codes.

If you leave the program running for long enough it will stop when I=16384 and a LISTing will then omit the final line because the LIST command does not recognise it as a line.

You can use this quirk to make programs "disappear" by POKE 16509, 64. Such "invisible" programs can be SAVED and LOADED as usual and will RUN if 16509 is re-set to its original value.



## File problems on display in ZX-81

THE display file is the area in RAM which holds the items which are currently displayed on the TV screen. During program development, for example, part of the program listing is generally displayed and it is the job of the LIST routine to copy the appropriate part of the program area into the display file so that it appears on the TV screen.

The address of the beginning of the display file varies with the length of the program and so it is held in the D-FILE system variable and can be PRINTed by entering:  
 PRINT PEEK 16396 + 256\*  
 PEEK 16397

Similarly, the address of the end of the display is held in VARS — or more correctly is one less than the value in VARS — and can be PRINTed by entering:

```
PRINT PEEK 16400 + 256*  

PEEK 16401-1
```

Each line displayed on the screen is terminated by a byte containing decimal 118 and there is one more byte at the beginning of the file also containing 118. As there are 24 lines

in the display, there are 25 bytes containing 118 and it is essential to the correct functioning of the display software that all 25 bytes are present. If one or more is absent the ZX-81 will almost certainly crash.

With an unexpanded ZX-81 the display file consists of those 25 bytes and no more unless a LIST, PRINT or PLOT command has been executed since the last CLS or RUN command. That is a device to keep the display file as small as possible, thereby saving valuable space in RAM. With a memory expansion pack of 4K or more the ZX-81 pads-out the display file with 32 bytes per line each containing zero — i.e., blanks. That mechanism creates an immediate problem for users without extra memory.

"I am having problems with programs which POKE the display because my ZX-81 crashes every time. For instance  
 5 LET Z = 1 + PEEK 16396 + 256\*  
 POKE 16397  
 10 POKE Z, 128  
 is a disaster. What is happening?"





The routine is attempting to POKE an inverse space into the first PRINT position and it will work well on a ZX-81 with at least 4K of RAM because the display will be padded-out with 32 blanks per line. Without the extra memory, no such padding occurs and so the routine will overwrite the second of the 25 bytes containing 118, thus causing the program to crash.

The solution to the problem and all similar ones is to create some space at the appropriate position in the display file by PRINTing one or more blank characters. In that case one space is required at the beginning of the first line and so the answer is to add to line:

```
2 PRINT "b"
```

where b represents the space character.

*"I would like to give a print instruction conditional on whether or not there is anything already printed at the same position. I solved the corresponding problem by using PEEK 16438 and PEEK 16439 but the use of PEEK 16441 and PEEK 16442 does not work. Can you help?"*

Page 179 of the ZX-81 Basic Programming manual shows that addresses 16438 and 16439 in the system variables hold the x and y coordinates of the last point to be PLOTed. Unfortunately the equivalent information for PRINT is not stored. Instead the position at which the next item will be PRINTed is held in 16441 and 16442. There is

a further complication; the horizontal PRINT position is counted from right to left and the vertical position from the bottom upwards. Thus the routine:

```
10 PRINT "HELP-LINE"
20 LET A = PEEK 16441
30 LET B = PEEK 16442
40 PRINT A, B
```

will print the values 33 23. The first value, 33, indicates that the PRINT position is at the beginning of a line, i.e., 33 characters counting from right to left from the beginning of the subsequent line. The second value, 23, indicates that the line is the 23rd from the bottom of the screen because one line has been used to PRINT "HELP-LINE". If line 10 is changed to

```
10 PRINT "HELP-LINE";
```

the values PRINTed are 24 24, because the semi-colon prevents skipping to the next line.

The following rather artificial program PRINTs a new character over the top of the last character PRINTed:

```
10 PRINT AT 20,0; "ENTER
VALUES FOR ""PRINT AT""""
20 INPUT A
30 INPUT B
40 PRINT AT 20,0; "ENTER A
CHARACTER TO PRINT"
50 INPUT Z$
60 PRINT AT A,B;Z$;
70 LET B = 32 - PEEK 16441
80 LET A = 24 - PEEK 16442
90 GOTO 40
```

## Colour queries

ONE familiar request which interests many people is: "Can I use ZX-80/1 programs on my Spectrum?"

There is no straightforward answer, because of a number of important differences between the three machines. Broadly speaking, a ZX-81 program which does not use PEEK or POKE and contains no machine code routines will run on the Spectrum. Similarly, a Spectrum program which does not use PEEK or POKE, machine code routines, colour, graphics and the other new facilities will run on the ZX-81. Note, however, that cassettes SAVED on one machine will not load on the others.

Converting a ZX-80 program can be difficult, because it uses integer arithmetic, whereas the ZX-81 and Spectrum use real arithmetic.

*"Can you explain how the display file works? I have tried PEEKing and POKEing it but I still cannot understand it".*

Look at pages 164 and 165 of the ZX Spectrum Basic Programming manual. You will see from the memory map that the display file is at the bottom of RAM between 16384 and 22527 inclusive, with the so-called attributes area at 22528 to 23295. A quick calculation shows that there are 6,144 bytes in the display file and as there 6,144 bytes in the display file and as there are 32 characters in each of 24 lines displayed on the screen, that means that there are eight bytes per character. You can see how those bytes are used by running this program:

```
9000 FOR i = 16384 TO 22527
9010 POKE i; 255
9020 NEXT i
9030 PAUSE 0
```

The screen will be covered gradually with black horizontal lines. Notice that each line is separated by eight vertical steps from its predecessor, that lines are drawn in groups of eight, and that at the end of each group the next line is drawn back at the beginning of the group. There are three such groups.

In effect, the display is in three



separate units and within each unit the first 256 bytes determine the condition of the top one-eighth of each character position. The next 256 bytes determine the next one-eighth of each character position, and so on.

The attributes area is 768 bytes long, i.e., one byte per character position. It is scanned in the logical fashion so that to POKE the fifth character on the second line of the display, for example, you POKE  $22527 = 32 \times 5$ . The attribute byte specifies, among other things, the foreground and background colour, so you can only obtain, at most, two colours per character position.

Hence you cannot expect to obtain high-resolution graphics in multiple colours. This routine demonstrates the full range of facilities. It takes some time to produce the display but it is worth it in the end:

```
9000 FOR i = 16384 TO 20480
  STEP 2048
9010 FOR j = i TO i + 2047
9020 POKE j,7
```

```
9030 NEXT j
9040 NEXT i
9050 FOR i = 22528 TO 23295
  STEP 256
9060 FOR j = 0 TO 255
9070 POKE i + j,j
9080 NEXT j
9090 NEXT i
```

If you are impatient, replace the first five lines by

```
9000 FOR i = 10 TO 704
9010 PRINT "□":REM
  CHARACTER NUMBER 138
9020 NEXT i
```

for the same effect but with the bottom two lines missing.

Other potential Spectrum purchasers are wondering whether to buy the 16K or the 48K machines.

*"I have read reports that the 16K Spectrum uses 7K to provide colour and graphics, leaving only 9K of usable memory. There are some marvellous 16K ZX-81 adventure games. Am I correct in thinking that they will not fit into what is left of the standard 16K?"*

Broadly speaking, that is correct. A program which just fits into the

16K ZX-81 is unlikely to fit into the Spectrum without a major modification. Many so-called 16K programs, however, do not use all the available RAM. There is also a number of ways in which Spectrum Basic is superior to ZX-81 Basic, so it may be possible to reduce the space required without discarding any of the functions of a program.

For example, the Spectrum allows multiple program lines with each program line, separated by a colon. A colon occupies only one byte in the program area whereas a program line has an 'overhead' of five bytes — one byte for the NEW-LINE character, two bytes to hold the line number and two to hold the length of the program line. There is no limit to the number of lines which may be concatenated and so space can be saved. The only thing to stop you putting all your program on one line is that GOTOs and GOSUBs must be made to lines starting with a line number and that IFs skip to the next line number if the appropriate condition is not true.





**Games to Play on your ZX Spectrum**  
Martin Wren-Hilton

£1.95 ISBN 0 906812 28 3

**Computer Puzzles: For Spectrum and ZX81**  
Ian Stewart & Robin Jones

£2.50 ISBN 0 906812 27 5

**Easy Programming for the ZX Spectrum**  
Ian Stewart & Robin Jones

£5.95 ISBN 0 906812 23 2

**Further Programming for the ZX Spectrum**  
Ian Stewart & Robin Jones

£6.95 Jan '83 ISBN 0 906812 24 0

**Spectrum in Education**  
Eric Deeson

£6.50 (approx) Jan '83 ISBN 0 906812 29 1

**Easy Programming for the BBC Micro**  
Eric Deeson

£5.95 ISBN 0 906812 21 6

**Further Programming for the BBC Micro**  
Alan Thomas

£6.95 ISBN 0 906812 20 8

**Machine Code and better Basic**

Ian Stewart & Robin Jones  
with an educational program by Eric Deeson

£7.50 ISBN 0 906812 18 6

**The ZX81 Add-On Book**  
Martin Wren-Hilton

£5.50 ISBN 0 906812 19 4

**PEEK, POKE, BYTE & RAM:  
Basic Programming for the ZX81**  
by Ian Stewart & Robin Jones

£4.95 ISBN 0 906812 17 8

Published by:

**Shiva Publishing Limited**

4 Church Lane, Nantwich, Cheshire CW5 5RQ

Telephone: (0270) 628272



## ZX SPECTRUM HARDWARE

### 24 line programmable Input/Output Port

This new port has been designed exclusively for the ZX Spectrum and utilises MOS technology to minimise bus loading.

The main features are:

- 3 x 8 bit ports
- Port mapped using IN and OUT commands
- 3 basic modes of operation
- Direct Bit Set/Reset capability
- Outputs capable of sourcing 1mA at 1.5 volts
- Access via 3 x 16 pin DIL sockets and 28 way edge connector

The port is available fully built together with a set of detailed instructions and suggested control applications. The port can either be used with our new Motherboard thus allowing a further card to be used, or with a stackable connector. Either way, it means that Micro-Drives, Printers etc. will run happily with the port.

ZX Spectrum PPI Port ..... £16.50  
ZX 2 Slot Motherboard ..... £16.95  
ZX Stackable Connector ..... £5.50

The prices are inclusive of VAT but postage must be added at 70 pence for a single item (100 pence for 2 or more items).

#### PRICE BREAKTHROUGH!

Spectrum Joystick complete with Interface and full instructions for use in basic only.

## KEMPSTON ELECTRONICS

180A Bedford Road, Kempston, Bedford MK42 8BL

Tel: 0234 852997.

## ZX81 Klik-Keyboard

This is a full, forty key, moving keyboard which fits into the recess left after peeling off the existing 'touch-sensitive' keypad. Consider the following advantages:

- Positive feedback from keys
- Fits onto the ZX81
- No trailing wires
- No special case needed
- Elegant design with two colour legends

The fully built keyboard requires *absolutely no soldering* since two flexible connectors plug into the ZX81 sockets.

Other ZX81 products available include a two-tone keyboard bleeper (fits inside the case) at £8.95 built and a Repeat key kit at £3.95. Now available with 41 keys, the extra key can be used to give a repeat or reset facility £26.50 (built) £23.00 (kit).



Your Name and Address \_\_\_\_\_


Quantity	Description	Unit Price	Date	
			Amount	
	ZX81 Keyboard Assembled	£26.00		
	ZX81 User I/O Port	£15.50		
	ZX Spectrum PPI Port	£16.50		
	ZX 2 Slot Motherboard	£16.95		
	ZX Stackable Connector	£5.50		
		Sub total		
		Carriage	70	
		Total due		

Cheques/P.O. made payable to:  
**KEMPSTON ELECTRONICS**  
Please allow 21 days for delivery

SA



# MACHINE CODE



As programmers become more adept  
in the use of Basic,  
they find the language limits their abilities  
to do everything they wish to do.  
Using machine code helps to overcome  
some of the problems.  
Earlier in the year Mike Biddell wrote a series  
on how to begin using machine code.  
We have grouped the articles together  
and print them as a single article.







To break out of the loader enter MM NEWLINE. You can then use POKE immediate. You can poke immediate only if the cursor is in the K mode. Try it by entering:

POKE 16514,128 NEWLINE

Do not use a line number and you will see, when you get back the listing, that a large black square has appeared in the first position after the REM statement.

The reason is that although 128 is the Z-80 op-code for adding the contents of the A and B registers in the Z-80 chip, it is also the ZX-81 character code for a black square.

At that point, you can play some interesting tricks using POKE immediate. Try this one:

POKE 16510,0

You will notice that the line number of the first line has changed from a one to a nought. Then enter O NEWLINE to try to delete it and, surprisingly, it will not delete — a useful way of ensuring that the valuable machine code in your REM statement is not deleted accidentally.

Using POKE immediate it is also possible to make the listing disappear from the screen altogether, apart from "O REM", as follows:

POKE 16514,118

POKE 16515,118

That tricks the ROM into believing the display file has terminated. The machine code loader is, of course, still in the program file and will still run. List 3 will confirm this. Then RUN.

Then we can enter our first machine code program but previously we call a machine code program, using the USR function and the Basic statement as follows:

e.g. 10 LET A = USR (16514)

That tells the program flow to jump to and execute the machine code routine, starting at address 16514. An additional piece of information which can often be used to advantage is that the value given to A is the same as that contained in the B and C registers, combined, of the Z-80 chip.

To get back from machine code routine you must end the routine with the code for RETURN — i.e., 201. Enter the following simple program, using the loader:

Decimal	Nemonic	Comment
1		Load the BC register
1	LD BC, 01	pair with the Value 1
0		

Figure 3: Machine code scroll down for 16K ZX-81.

	HEX	DECIMAL		
STEP	CODE	CODE	NEMONIC	COMMENT
1	2A 0C 40	42 12 64	LD HL (40 0C)	Load the display file. Start address into HL.
2	11 72 02	17 114 2	LD DE, 626 DEC	Size of screen to be scrolled.
3	19	25	ADD HL, DE	Point HL at last character on screen to be scrolled.
4	E5	229	PUSH HL	Temporarily store this address on the stack.
5	06 21	6 33	LD B, 33 DEC	Load B register with V.D.U. line length.
6	23	35	INC HL	Point HL to one line below by incrementing.
7	10 FD	16 253	DJNZ - 1	HL 33 times.
8	E5	229	PUSH HL	Temporarily store this address on stack.
9	D1	209	POP DE	Put the HL value off the stack into the DE register.
10	E1	225	POP HL	Bring back the original HL value into HL
11	0E 13	14 19	LDC, 19 DEC	No of lines to scroll.
12	06 21	6 33	LD B 33 DEC	Length of line including line end marker.
13	7E	126	LD A, (HL)	Load A, with the character code pointed to by the HL pair.
14	12	18	LD(DE), A	Load the position pointed to by the DE pair with the character code in A.
15	1B	27	DEC DE	Point DE at the next position.
16	2B	43	DEC HL	Point HL at the next character to be copied down.
17	10 FA	16 250	DJNZ - 4	Repeat above four steps thirty three times (one line).
18	0D	13	DEC C	Reduce line count by 1.
19	20 F5	32 245	JRNZ - 7	Jump back to step 12 if line count not zero.
20	C9	201	RET	Return to BASIC programme.

201 RET Return to the Basic programme

Run the machine code loader then enter 1 Newline, 1 Newline, 0 Newline, followed by 201 Newline. You will then see in the REM statement two small black squares, followed by a space, followed by TAN — all is then well.

Then delete lines 4, 5, 20, 30, 40 and 50 from the program and add lines 3, 10 and 20 — figure two.

If you then run the program shown in figure two, a figure 1 will appear on the screen. That shows that your first machine code program has run correctly. You have loaded the BC register pair with the value 1, the program has returned from machine code to Basic successfully and printed the

value of A, which is the value contained in the B and C registers as a pair.

The machine code loader can then be used to develop a more complex machine code routine, which will be a useful addition to your subroutine library.

At that stage attempt to write a machine code routine which, when called once, moves every line on the screen down one, leaving the top line blank and making the bottom line disappear. That could have any number of applications either in games or in a rudimentary word processor.

You will need the 16K RAM pack added at this stage. When the screen is full, which is the case with most games, the 1K RAM is











Do your programs load from tape first time, every time? If not, you need...

**(1) THE MICROCOMPUTER USER'S BOOK OF TAPE RECORDING** by Hilderbay Ltd.

Contents:

**PART I** (for everybody; the 'how to' part):

- 1 How your system should work
- 2 choosing a tape recorder
- 3 testing and adjusting your tape recorder
- 4 keeping your recorder in good condition
- 5 the selection and care of tapes
- 6 making reliable recordings
- 7 loading 'difficult' tapes
- 8 useful accessories.

**PART II** (more for enthusiasts; the 'why' part):

- 9 how a tape recorder works
- 10 computer cassette interface waveforms
- 11 stereo heads, azimuth angle error
- 12 miscellaneous tape problems.

Price £3.15 incl postage; £2.90 from bookshops. Or ask for it at your library.

**(2) TEST AND ALIGNMENT CASSETTE:** a precision accessory which enables you to set up the azimuth angle of your cassette recorder head accurately using only a small screwdriver! Azimuth error is one of the commonest causes of tape troubles. With full instructions. £4.90.

**(3) LOADING AID:** if your recorder is basically OK, but you have trouble getting the playback level right with tapes from different sources, you need our Loading Aid! Also suitable for checking the quality of tapes, detecting and (sometimes) compensating for dropouts, etc. With full instructions and hints on tape use. £5.95

**(4) TAPE RECORDER** aligned and tested for computer use. A simple, but satisfactory, machine. £22 + £2 postage (All products suitable for most computers)

**SPECIAL TAPE OFFER!**

Book + alignment cassette + loading aid for £11.90!

**SPECTRUM SOFTWARE (48K)**

**PAYROLL** (50 employees, all tax codes, pay levels, NI contributions; Hourly, weekly, monthly; payslips, summary of payments; Very easy to use; Amendments to employee details very easy right up to the last minute; Can also compute gross pay & deductions from net pay). £25

**STOCK CONTROL** (typically 1500 stock lines; prints list of all lines, or lines with given codes, or understocked lines; locate-by-name/add/delete stock line in under two seconds; prints values of stock. Program loads in one minute, data in less than three). £25

**GOLD** our best-selling adventure game, now available on the Spectrum! £8

All these programs are available from stock; we have interesting professional Spectrum software development, but we won't advertise it until we can supply it!

**ZX-81 SOFTWARE (16-48K)**

**BEAMSCAN.** Computers bending moment and shear force diagrams for a simply supported beam with 1-99 point, uniform, and uniformly tapered loads. £25.

**TIME LEDGER** for up to 17 employees, 200 clients. A great time-saver! £15

**OPTIMAX.** A powerful linear optimisation program. Up to 75 variables. <, =, > constraints. £40

**PAYROLL.** Similar to the Spectrum version, but 30 employees. £25

**STOCK CONTROL:** about 400 stock lines in 16K, 2000 in 48K). £25

**CRITICAL PATH ANALYSIS.** Enter & solve 500-activity network in 16K. Edit durations & costs, & repeat. £15

**BUDGET.** Keeps track of expenses & compares them with budget. 50 headings, 12 months (I) or 12 categories (II). £15 for budget I & II (together)

**FINANCIAL PACK I.** Contains three programs: MORTGAGE, LOAN, VAT. £8

**GOLD.** A tantalising adventure game! £6

Free GOLD (ZX-81 or Spectrum) with all orders of £22 or over postmarked before 1 December!

All prices include VAT. Everything post free unless stated otherwise. COD orders £2 extra. Access orders accepted by telephone.

**Hilderbay Ltd**

Professional Software  
8/10 Parkway  
Regents Park  
London NW1 7AA  
Tel: 01-485 1059 Tlx: 22870



**New Generation Software**

PROFESSIONALLY WRITTEN & PRODUCED SOFTWARE FOR THE HOME COMPUTER

From M.E. Evans the author of:-

**3D MONSTER MAZE DEFENDER**

For the ZX81

comes a game for the **SPECTRUM**

**ESCAPE**

Can you find the axe to break down the exit door of the maze and ESCAPE. The maze is inhabited by 5 hunting dinosaurs including a TRICERATOPS who has the habit of hiding behind the hedges, and a PTERANODON that soars over the maze to swoop down on you.



Send to NEW GENERATION SOFTWARE  
FREEPOST, Oldland Common (no stamp reqd. in UK)  
BRISTOL BS15 6BR  
or for INSTANT CREDIT CARD sales ring 01-930 9232

PLEASE SEND ME A COPY OF ESCAPE FOR THE 16K SPECTRUM. I ENCLOSE CHEQUE/P.O. FOR £4.95.

Mr/Mrs .....  
Address .....  
..... Post Code .....

**SPECTRUM 48K ZX81 TRS80 VIDEO GENIE**

EXTREMELY Addictive Games



**NOW!**

for the **SPECTRUM FOOTBALL MANAGER**

**IN 3D COLOUR GRAPHICS**

FEATURES INCLUDE.....

- ★ 4 DIVISIONS ★ F.A. CUP ★ PROMOTION & RELEGATION ★ TRANSFER MARKET ★ TEAM SELECTION ★ SAVE GAME FACILITY ★ LEAGUE TABLE ★ AND MUCH MORE!

ALSO AVAILABLE AT BOOKSTORES & COMPUTER SHOPS INCLUDING BUFFER MICRO SHOP & MICROWARE 3D GRAPHICS ONLY INCLUDED IN SPECTRUM VERSION

**HARDWARE REQUIRED**

Spectrum 48K RAM	TRS80/ Video Genie
ZX81 16K RAM	LEVEL II 16K RAM

To Order send Cheque/P.O. £7.95 made payable to:-

**ADDICTIVE GAMES**  
at: Dept. S.U.A. P.O. Box 278  
CONNIBURROW,  
MILTON KEYNES MK14 7NE  
PLEASE STATE COMPUTER

*We're tired of telling you how good our game is..... let our customers tell you*

*I received F.M. about 10 days ago, and have played about 23 hours so far — addictive is the operative word. — D. BLAIR, FIFE*

*I think your game is fabulous since starting with Port Vale in the 4th Division, being promoted, winning the F.A. Cup, and being promoted again to the 2nd Division. — C. DICKENSON, CANTERBURY*


*I recently bought your F.M. program and was very pleased indeed. I found it very good value for money and played it all day the day it arrived — I own a ZX81 which is now only used for F.M. — Yours addicted, M. FRAMPTON, CANVEY ISLAND*

*I felt that I had to write and congratulate you on your program F.M. I found the game very compelling and exciting, really just like the real thing — keep up the good work and standard. — N. LAWRENCE, FULHAM*

ORIGINALS CAN BE SEEN ON REQUEST



# CROSSWORD



## Across

1. You must be one as it's before you now (8,4)
7. Bray in pain in computer code . . . (6)
11. . . . as it's to do with numbers as crime unfolds (7)
12. U.S. standard-bearer (6)
13. How data travels (2,4)
14. Diary of a mathematical function (3)
15. State the period to mean (7)
16. Not the op-code in a machine instruction (7,4)
18. Glint on a computer case (5)
19. Zero output (2,7)
23. What to do with a root — to make beer? (7,2)
24. Trickiest hardware fault to find (4,6)
27. Thus sayeth the Sinclair guide (1,2,6)
31. Goes in for processing (5,4)
33. Excitement about the effect of RANDOMIZE? (9)
36. Chopper helps paper tape to keep going (5)
39. Coding instructions (11)
40. Return the data to health? (7)
41. Car overturned by U.S. hardware manufacturer (3)
42. Aid nun to reach African chief (6)
43. American soldier comes to Georgia with a billion (4)
44. Most fit me this way before the bench-mark (7)
45. Where all roads go? (2,4)
46. Accept the need for an empty loop to 25 (5,2,5)

## Down

1. Crime-rate, I hear, for Basic structure (6)
2. Less-sensitive numeric constant (6)
3. Situation of dormant bugs? (6,5)
4. Lent n mice the change for awful weather (9)
5. — the insurmountable barrier (2,7)
6. Assumed end of a Sinclair IF . . . THEN statement (4,2,3)
8. Sin sits around but won't take "no" for an answer (7)
9. She takes a large beer, I hear (7)
10. Reply of syntax checker to a valid statement? (3,2,2,5)
17. What a report code often reports (5)
20. Ferranti's chip (3)
21. Tiny sign of non-integer arithmetic (7,5)
22. Part of a PRINT statement (4)
25. Slow down to make the program more useful (3,3,5)
26. Overcome the CPU time unit (4)
28. Describes a running Sinclair (3)
29. Source of Spectrum and of Spectrum software (5)
30. Carrying-out benchmark tests without error? (3-6)
31. Fit the whole numbers together? (4)
32. Computer buff's answer to a problem (7,2)
34. To base on ASCII maybe . . . (2,5)
35. . . . or RAM, ROM and 12 (7)
37. To stagger and spool (2,4)
38. With impudence deal with a critical path? (6)

Answers on page 114



# Sinclair ZX Spectrum

**16K or 48K RAM...  
full-size moving-  
key keyboard...  
colour and sound...  
high-resolution  
graphics...**

**From only  
£125!**



First, there was the world-beating Sinclair ZX80. The first personal computer for under £100.

Then, the ZX81. With up to 16K RAM available, and the ZX Printer. Giving more power and more flexibility. Together, they've sold over 500,000 so far, to make Sinclair world leaders in personal computing. And the ZX81 remains the ideal low-cost introduction to computing.

Now there's the ZX Spectrum! With up to 48K of RAM. A full-size moving-key keyboard. Vivid colour and sound. High-resolution graphics. And a low price that's unrivalled.

## Professional power— personal computer price!

The ZX Spectrum incorporates all the proven features of the ZX81. But its new 16K BASIC ROM dramatically increases your computing power.

You have access to a range of 8 colours for foreground, background and border, together with a sound generator and high-resolution graphics.

You have the facility to support separate data files.

You have a choice of storage capacities (governed by the amount of RAM). 16K of RAM (which you can upgrade later to 48K of RAM) or a massive 48K of RAM.

Yet the price of the Spectrum 16K is an amazing £125! Even the popular 48K version costs only £175!

You may decide to begin with the 16K version. If so, you can still return it later for an upgrade. The cost? Around £60.

## Ready to use today, easy to expand tomorrow

Your ZX Spectrum comes with a mains adaptor and all the necessary leads to connect to most cassette recorders and TVs (colour or black and white).

Employing Sinclair BASIC (now used in over 500,000 computers worldwide) the ZX Spectrum comes complete with two manuals which together represent a detailed course in BASIC programming. Whether you're a beginner or a competent programmer, you'll find them both of immense help. Depending on your computer experience, you'll quickly be moving into the colourful world of ZX Spectrum professional-level computing.

There's no need to stop there. The ZX Printer—available now—is fully compatible with the ZX Spectrum. And later this year there will be Microdrives for massive amounts of extra on-line storage, plus an RS232/network interface board.



## Key features of the Sinclair ZX Spectrum

- Full colour—8 colours each for foreground, background and border, plus flashing and brightness-intensity control.
- Sound—BEEP command with variable pitch and duration.
- Massive RAM—16K or 48K.
- Full-size moving-key keyboard— all keys at normal typewriter pitch, with repeat facility on each key.
- High-resolution—256 dots horizontally x 192 vertically, each individually addressable for true high-resolution graphics.
- ASCII character set—with upper- and lower-case characters.
- Teletext-compatible—user software can generate 40 characters per line or other settings.
- High speed LOAD & SAVE—16K in 100 seconds via cassette, with VERIFY & MERGE for programs and separate data files.
- Sinclair 16K extended BASIC—incorporating unique 'one-touch' keyword entry, syntax check, and report codes.



# rum



## The ZX Printer – available now

Designed exclusively for use with the Sinclair ZX range of computers, the printer offers ZX Spectrum owners the full ASCII character set – including lower-case characters and high-resolution graphics.

A special feature is COPY which prints out exactly what is on the whole TV screen without the need for further instructions. Printing speed is 50 characters per second, with 32 characters per line and 9 lines per vertical inch.

The ZX Printer connects to the rear of your ZX Spectrum. A roll of paper (65ft long and 4in wide) is supplied, along with full instructions. Further supplies of paper are available in packs of five rolls.



## The ZX Microdrive – coming soon

The new Microdrives, designed especially for the ZX Spectrum, are set to change the face of personal computing.

Each Microdrive is capable of holding up to 100K bytes using a single interchangeable microfloppy.

The transfer rate is 16K bytes per second, with average access time of 3.5 seconds. And you'll be able to connect up to 8 ZX Microdrives to your ZX Spectrum.

All the BASIC commands required for the Microdrives are included on the Spectrum.

A remarkable breakthrough at a remarkable price. The Microdrives are available later this year, for around £50.



## ZX Spectrum software on cassettes – available now

The first 21 software cassettes are now available directly from Sinclair. Produced by ICL and Psion, subjects include games, education, and business/household management. Galactic Invasion... Flight Simulation... Chess... History... Inventions... VU-CALC... VU-3D... 47 programs in all. There's something for everyone, and they all make full use of the Spectrum's colour, sound and graphics capabilities. You'll receive a detailed catalogue with your Spectrum.

## RS232/network interface board

This interface, available later this year, will enable you to connect your ZX Spectrum to a whole host of printers, terminals and other computers.

The potential is enormous. And the astonishingly low price of only £20 is possible only because the operating systems are already designed into the ROM.

# sinclair

Sinclair Research Ltd, Stanhope Road, Camberley, Surrey GU15 3PS.  
Tel: Camberley (0276) 685311.

## How to order your ZX Spectrum

BY PHONE – Access, Barclaycard or Trustcard holders can call 01-200 0200 for personal attention 24 hours a day, every day. BY FREEPOST – use the no-stamp needed coupon below. You can pay by cheque, postal order, Barclaycard,

Access or Trustcard.

EITHER WAY – please allow up to 28 days for delivery. And there's a 14-day money-back option, of course. We want you to be satisfied beyond doubt – and we have no doubt that you will be.

To: Sinclair Research, FREEPOST, Camberley, Surrey, GU15 3BR.				Order
Qty	Item	Code	Item Price £	Total £
	Sinclair ZX Spectrum – 16K RAM version	100	125.00	
	Sinclair ZX Spectrum – 48K RAM version	101	175.00	
	Sinclair ZX Printer	27	59.95	
	Printer paper (pack of 5 rolls)	16	11.95	
	Postage and packing: orders under £100	28	2.95	
	orders over £100	29	4.95	
			Total £	

Please tick if you require a VAT receipt

\*I enclose a cheque/postal order payable to Sinclair Research Ltd for £ \_\_\_\_\_

\*Please charge to my Access/Barclaycard/Trustcard account no. \_\_\_\_\_

\*Please delete/complete as applicable \_\_\_\_\_

Signature \_\_\_\_\_

PLEASE PRINT

Name: Mr/Mrs/Miss \_\_\_\_\_

Address \_\_\_\_\_

\_\_\_\_\_

\_\_\_\_\_

SUS812

FREEPOST – no stamp needed. Prices apply to UK only. Export prices on application.





**SPECTRUM MONITOR. Machine Code Debug/Disassembler**  
 • Enter, Run, Debug machine code programs. • Compatible with Basic • Breakpoints and Registers Display • Disassembly to screen and/or ZX Printer • 16K and 48K versions on one cassette + 30 page manual. **£7.50**

**SPECTRUM EDITOR/ASSEMBLER. A powerful and essential machine code programming aid.**  
 16K & 48K on same cassette with full documentation. Major features include:  
 EDITOR with Auto Line Numbering: 40 Column screen display, tabulated into fields for easy reading: 5 character Label Names: simple Line Editing and Cursor Control:  
 SAVE/LOAD Text Buffer to cassette: output to ZX PRINTER.

**TWO-PASS ASSEMBLER** accepts all Z80 mnemonics (plus many unpublished mnemonics): Decimal or Hex numbers: simple arithmetic on operands: Assembler Directives — ORG, END, DEFB, DEFW, DEFL, EQU, DEFM.  
**WE CANNOT FULLY DESCRIBE THIS IMPORTANT UTILITY HERE, AND ASK YOU TO SEND A S.A.E. FOR COMPLETE DETAILS OF THIS AND ALL OUR PROGRAMS. £8.50**

**ZX81 SCREEN KIT 1. More power to your screen in all your Basic programs**  
 BORDERS any size, anywhere on screen. SCROLL in all 4 directions. CLEAR and REVERSE PART OF SCREEN. FLASHING CURSOR anywhere on screen — simulates INPUT. DATA FILES SAVE AND LOAD Basic variables: Double Speed. 880 bytes machine code for INSTANT RESPONSE. Becomes part of Basic Program. **£5.70** 4K to 64K

**ZX81 ZX-MC. Machine Code Debug/Monitor**  
 • ENTER, RUN, DEBUG machine code programs • SAVE, LOAD, VERIFY at double speed • BREAKPOINTS and REGISTERS DISPLAY • Self contained — cannot be used with Basic • Cassette plus 36 page manual. **£7.50** 4K to 64K

**ZX81 REMLOAD. Machine Code Debug/Monitor**  
 • A version of ZX-MC without the Save/Load/Verify facility • Compatible with Basic • CREATE A REM LINE of any length • BREAKPOINTS and REGISTERS DISPLAY • Cassette plus 30 page manual. **£6.95** 16K to 64K

**SEND S.A.E. NOW FOR DETAILS**  
 6 Corkscrew Hill, West Wickham,  
 Kent BR4 9BB.  
 Prices include VAT & P&P



## ZX81-Spectrum MANAGEMENT GAMES

### AIRLINE — £5

Can you compete with British Airways? You must decide on the number of aircraft to operate, whether to buy or charter, and the levels of staffing and maintenance. Problems encountered are tax demands, strikes, cancelled flights, hijacks and aircraft crashes.

### AUTOCHEF — £5

As MD of a Catering Company you must negotiate for leases, decide on menu prices, level of wages, advertising and dividends. Each year you must predict the inflation rate. You will be made to resign if you are not successful. There are 3 levels of difficulty.

### PRINT SHOP — £5

You own a small printing company and are required to decide on (a) the number and type of staff you employ and when to increase or reduce staff (b) the amount and type of paper you stock (c) the week in which work is scheduled (d) the quotation for each. There are 3 scales of difficulty.



## FINANCIAL MODELLER

### MODELLER X — £8

This is a user friendly business modeller which provides Managers with a tool to plan the strategic decisions of a business. The model shows the profit sensitivity and the interaction of the pertinent marketing and production factors of a business. A user manual is included in the price of the program.

**DISCOUNT** £1.50 for two, £3 for three and £5 for four.  
 ALL PROGRAMS INCLUDE DETAILED INSTRUCTIONS AND NEED 16K.  
 EXTENDED 48K SPECTRUM VERSIONS AVAILABLE AT £1 EXTRA PER PROGRAM.

PLEASE STATE COMPUTER TYPE AND SEND CHEQUE TO:  
**C.C.S.** DEPT. SA  
 CASES COMPUTER SIMULATIONS  
 14 Langton Way  
 London SE3 7TL.

# SILVERSOFT

## ZX81/Spectrum Computer Software

**'ORBITER' & 'GROUND ATTACK'** Simply the most amazing ZX-Spectrum arcade games available.

**ORBITER** Fast and furious action is what you get in this amazing Defender-style program for the ZX-Spectrum.

All the excitement of the arcade inhabits your micro. Aggressive aliens flash across the screen as you try to destroy them with your laser-bolts and smart bombs, while rescuing the humanoids.

Orbiter is written entirely in m/c code and has full arcade features, including scanners, reverse, hyper-space, continuous scoring and sound effects, plus humanoids, landers, mutants and all the other alien nasties which make it one of the best games around.

**GROUND ATTACK** Survival is the name of the game in this exciting Scramble-type arcade game for the ZX-Spectrum.

Your mission is to pilot your spaceship through torturous caverns while destroying the enemy missile launchers and fuel dumps. Endurance as well as quick thinking are needed to survive as the caves become progressively smaller and airborne aliens start to appear. No-one has yet survived!!

GROUND ATTACK is written completely in machine code. It has 26 zones, full: up, down, forward and reverse, controls. Lasers, bombs, explosions, continuous scoring and sound effects, plus rockets, fuel dumps and airborne aliens.

Both games will run in either 16K or 48K Spectrum and cost £5.95 each.

Programmers NOW you can make money from your micro. Send your programs to us today. We pay probably the best royalties around.

**GENEROUS DEALER DISCOUNTS AVAILABLE**

Silversoft Ltd, 20 Orange Street, LONDON WC2H 7ED.

**NEW! ZX81-COMPILER** Yes! Now you can write machine code on your ZX81. No more messing about with assemblers and disassemblers simply type in the BASIC program and the machine does the rest. You'll never need to buy another machine code program again!! ONLY £5.95.

### ZX81 ARCADE ACTION

- |  |              |
|--|--------------|
| <b>MUNCHER</b><br>— Exciting pacman game for the ZX81  | <b>£4.95</b> |
| <b>ASTERIODS</b><br>— "Just the thing for asteroid addicts" PCW Sept 82                          | <b>£4.95</b> |
| <b>INVADERS</b><br>— "Probably the best version of INVADERS you will get for the ZX81" — PCW '82 | <b>£3.95</b> |
| <b>ALIEN-DROPOUT</b><br>— Exciting ORIGINAL arcade game for your ZX81                            | <b>£3.95</b> |
| <b>STARTREK</b><br>— YES! you can be a starship commander  | <b>£3.95</b> |
| <b>GRAPHIC GOLF</b><br>— 18 graphically displayed holes to test even the best golfer             | <b>£3.95</b> |
| <b>SUPERWUMPUS</b><br>— An enthralling underground adventure for your ZX81                       | <b>£3.95</b> |
| <b>GAMES PACK</b><br>— Fantastic value for money, nearly 50K of programs on one cassette! Only   | <b>£3.95</b> |

Please send me \_\_\_\_\_  
 I enclose a cheque/PO for £ \_\_\_\_\_  
 Name \_\_\_\_\_  
 Address \_\_\_\_\_

Silversoft Ltd, 20 Orange Street, LONDON WC2H 7ED. SU



# SPECTRUM SOFTWARE FROM TASMAN

A NEW RANGE OF DYNAMIC EDUCATIONAL SOFTWARE

TASMAN TEACHES YOU

● **TASIMEQ:** £3.30\*  
Simultaneous equations—solve them if you can—you will with Tasimeq's help!

● **TAS-TRIG:** £3.30\*  
Sines, cosines and tangents. You learn to use them to solve triangle problems

● **TASQUAD:** £3.30\*  
Quadratic equations by factorisation. See how your Spectrum does it. Can you do better?

\*Fully Inclusive Mail Order Prices

Serious programs you can use again and again. Every run is different. For learning, for revision, for testing your progress. Every run is a challenge!

THESE PROGRAMS RUN ON YOUR 16K OR 48K SPECTRUM  
ALL ORDERS DESPATCHED WITHIN 48 HOURS OF RECEIPT

Please make cheques / PO payable to

**TASMAN SOFTWARE (SU)**  
17 HARTLEY CRESCENT LEEDS LS6 2LL

# SPECTRUM'S SOFTWARE SETS YOU A CHALLENGE

Each program is written in Basic for the SINCLAIR SPECTRUM COMPUTER USER. All games incorporate both colour and sound. Flexible parameters intrigue both the beginner and more advanced alike.



**ONLY £3.95 each inclusive**

Instructions supplied. All programs have been written, tested and proved by Spectrum Software's own computer experts. Prices are fully inclusive.



**SPECTRUM SOFTWARE**  
45-53, Prince of Wales Road, NORWICH, NR1 1BL.

To: SPECTRUM SOFTWARE, 45-53, Prince of Wales Road, NORWICH, NR1 1BL.

NAME \_\_\_\_\_  
ADDRESS \_\_\_\_\_  
POSTCODE \_\_\_\_\_  
(TICK APPROPRIATE BOX)

Please send me any two of the following programs for £4.95. Please send me the following programs at £3.95 each.

- |  |   |
|--|---|
| SP 101 SKETCH PAD <input type="checkbox"/>       | SP 110 COSMIC INVADERS <input type="checkbox"/> |
| 102 LUNAR LANDER <input type="checkbox"/>        | 111 VOYAGER <input type="checkbox"/>            |
| 103 MASTERMIND <input type="checkbox"/>          | 112 SPIDER <input type="checkbox"/>             |
| 104 DISASSEMBLER <input type="checkbox"/>        |   |
| 105 CHARACTER GENERATOR <input type="checkbox"/> |   |

Allow 28 days for delivery.  
Please send me all FIVE individual programs for £7.95   
I enclose my cheque/postal order for made payable to SPECTRUM SOFTWARE

SUI2 82

# BUFFER

# MICRO SHOP

(Next to Streatham S.R. Station)

The original ZX software shop exclusively

# ZX-81 & SPECTRUM

The best of the Mail Order items available over the counter — Games, Serious Progs., Keyboards, RAM's, Books and a variety of useful extras.

★★ NEWS ITEMS ★★★★★★★★★★★★★★★★★★★★★★★★★★★★★★★★★★★

- SPECTRUM KEYBOARDS
- ZX-81 WHITE PAPER PRINTER
- SPECTRUM WORD PROCESSOR

374a Streatham High Rd  
London SW16  
Tel: 01-769 2887  
SAE appreciated for catalogue

OPEN TUES-SATS 10.30 TO 5.30. CLOSED MONDAYS

OPEN TUES-SATS 10.30 TO 5.30. CLOSED MONDAYS

OPEN TUES-SATS 10.30 TO 5.30. CLOSED MONDAYS



## sinclair supermart

### OMEGA \* SOFT SPECTRUM EDUCATION

**PRIMARY MATHS 1** — Curve Stitching, Probability, Tables, Co-ordinate Treasure Hunt, Snooker.

**PRIMARY ENGLISH 1** — Hangman, Anagrams, Alphasort, Punctuation, Quickspell.

**PRIMARY MATHS 2** — Russian Multiplication, Factor Mountain, Number Bonds, Rectangles, Circles.

Geography, Exam Analysis, and other subjects available. All cassettes £4.95. SAE for complete catalogue.

Dept. S, 299 Laburnum Grove, Portsmouth.

### ASTRO SOFTWARE

**CASSETTE 1** 16K ZX-81  
**BATTLESHIPS:** Just like the pencil & paper game.  
**HOUSE OF MYSTERY:** Find the Princess before escaping.

**FRUIT MACHINE:** Includes a hold routine.  
**BUG-MAN:** Eat the dots while trying to avoid the MONSTER.

**CODE BREAKER:** Guess the 3, 4 or 5 digit number.  
**PONTOON:** Try to beat your ZX at this difficult card game.

**HANGMAN:** Guess the word and save the innocent man.  
**DEFENDER:** Defend the earth from non-stop attack.

\* 70K of Programs  
A genuine bargain at £3.95.

**CASSETTE 2**  
9 1K programs including Pontoon, Mastermind, Sketch, Guillotine, Multiplication Race, Echo, Roll-a-Ball, Roulette and Fruit.  
Price £3.95.

Send cheques/PO's to:  
Astro Software, 28 Spinney Rise,  
Toton, Beeston, Notts NG9 6JN.

## martech games

TIRING A LITTLE OF THE GAMES ON OFFER?  
REPETITIVE GRAPHICS BEGINNING TO BORE YOU?  
FEEL LIKE A GAME WHICH CHALLENGES YOUR MIND  
— AND NOT JUST YOUR REFLEXES?

EXCITING AND ABSORBING COMPUTER BOARD GAMES FOR TWO PLAYERS (ZX81 and SPECTRUM)  
The use of a board and pieces allows complex situations to develop quickly, and enables you to study the latest positions without interruption whilst the computer and monitor concentrate on other things.

"CONFLICT": you will lose a friend and make an enemy, as you each search for the advantage in a total war involving both the machinery (armies, warships, missiles) and the finance (stock market, oil, piracy) of conflict.

"I enjoyed this strategy game as it made me think, rather than letting the computer do all the work, as so many other new computer games do". (Computer & Video Games, Sept '82.)

"GALAXY CONFLICT": raise a fleet of Encrusters to fight for the encubes of space. Move from bridge to bridge taking full control, and responsibility, as you struggle to protect your planets and moons and destroy those of the enemy.

Games include cassette, (16K ZX81 available now, Spectrum soon) full size board, pieces, rules. £9.50 each inc. P&P.

Cheques/PO. to: MARTECH GAMES,  
9 Dillingburgh Road, Eastbourne,  
East Sussex, BN20 8LY.

## NEW \* FROGGER \* NEW

ANOTHER ZX81 (16k) first!

- \* Moving Cars, Logs, Turtles
- \* Alligators, Diving Turtles
- \* Four 'Screens' of Action
- \* All Arcade Features
- \* Entirely Machine-Code

ONLY £5.95 inc. P&P.

\* \* \* \* \*

## ZUCKMAN

First Authentic ZX81 (16k)

Version of 'PUCKMAN'

- \* ALL Machine Code (10k)
- \* FOUR Independent Ghosts
- \* Trail, Energy Posts etc.
- \* High-score 'Hall of Fame'
- \* Authentic Arcade Action

ONLY £5.95 inc. P&P

Send PO or cheque to:

DJL SOFTWARE

9 Tweed Close, Swindon,  
Wilts SN2 3PU.

### FOOTBALL POOLS PROGRAM FOR ZX81-16K (Soon for ZX Spectrum)

- \* Lists out, in order of preference, the 16 most likely score-draws; also the 16 most likely homes, draws and aways.
- \* Picks out the results on the bookmakers' FIXED ODDS coupons that have been given over-generous odds. Calculates your expected profit!
- \* Allows the user to update the tables week by week as results come in. For a copy of the program on a quality cassette, plus an information leaflet giving a brief explanation of the theory send £5.95 to:

HARTLAND SOFTWARE (Dept. S)

8 PENZANCE PLACE,  
LONDON W11 4PA.

### SPORTING FORECASTS

Professor Frank George's well-known Football Pools Forecasting program is now available on the

SINCLAIR ZX81 16K  
ZX SPECTRUM

A Horse-Race Forecast Program also available.

Write to: Professor F.H. George  
Bureau of Information Science  
Commerce House, High Street,  
Chalfont St. Giles, Bucks.

## ZX81

## 16K

Bored with aliens, galactic wars and flight simulation?

At last! A truly amusing 16K moving graphics game for adults only.

S.a.e. for details:

HUNTHURST LTD., 26 BASFORD WAY,  
WINDSOR, BERKS SL4 4NF.

### SPECTRUM 16K & 48K STELLAR DUEL

NEW GAME \* 2 PLAYERS \*

Only one Commander will survive to lead the Star Fleet. Will it be you?

\*\* FEATURES \*\*

Land on planets/ Phasors/ Assault Troops/ Warp & Sub light speed/ Status Reports/ Space view scan/ Tactical Scan/ Carnage.

\*\* SPECTRUMS ON ITS WAY? \*\*

Have this SUPER NEW GAME ready.  
Easy load cassette £4.75 inc post etc.

\*\* 'A' LEVEL MATHS \*\*

Matrix algebra package in basic. With general INVERSION ROUTINE. Manual and tape. SAE for details.

WANTED: Spectrum Software. Adventures & Original Games. Good Royalties +. Demo tape & SAE, for reply.

TRICODER CAMBRIDGE. (Mail order)  
75, Oxford Rd.,  
Cambridge CB4 3PH.

Retailer is interested in any accessories for re-sale.

Contact:

METYS CLEAN LTD  
92 Victoria Street  
London SW1.

Telephone: 01-828 2511.

### FOR HORSE RACING ENTHUSIASTS 'THE SETTLER'

Work out your winnings on accumulators, yankees, trebles etc. Available on cassette for ZX81 (16K) or Video Game (16K). Includes the professionally used SAFE BET SYSTEM and also the NEW FORMULA STAKING PLAN at no extra cost! (Both these plans have been advertised in the S.C.H.B. for two years at £27.) This whole package for only £10.

Also available: the highly successful 'POOLS FOR PROFIT' system. NOT a forecasting program but a highly ingenious mathematically stratified method of entry. Complete checking program on cassette and full instructions etc. Price £10.

IMPORTANT — these are NOT games  
But programs to help you earn money for a change. Mail remittance to:

BRITISH SPORTING SERVICES, (SU)  
45 Sandringham Road, Norwich

### EDUCATIONAL SOFTWARE

50 coordinated Maths programs are now available for all popular computers and for all ages. Prices range from £5 for 4 programs to £90 for 50 programs on 6 discs (Master Maths). Colour graphics and sound are used, where appropriate. Programs are reliable, enjoyable, worthwhile and sell worldwide.

Phone or send for free catalogue,  
G. Ludinski B.Sc(Hons) AMBCS  
LCL, 26 Avondale Ave.,  
Staines, Middx.  
Tel: (0784) 58771.



## Answers to

# CROSSWORD

### ACROSS:

- 1, SINCLAIR USER;
- 7, BINARY; 11, NUMERIC;
- 12, ANSI; 13, AS BITS;
- 14, LOG; 15, AVERAGE;
- 16, ADDRESS PART;
- 18, SHEEN; 19, NO RESULTS; 23, EXTRACT IT;
- 24, TORN CABLE; 27, I AM HELPER; 31, INPUT DATA;
- 33, AGITATION; 36, TOOTH;
- 39, PROGRAMMING;
- 40, RESTORE; 41, RCA;
- 42, INDUNA; 43, GIGA;
- 44, MEETEST; 45, TO ROME;
- 46, AGREE TO DELAY.

### DOWN:

- 1, SYNTAX; 2, NUMBER;
- 3, LARVAL STAGE;
- 4, INCLEMENT; 5, UP AGAINST; 6, ELSE DO NOT;
- 8, INSISTS; 9, ABIGAIL;
- 10, YES IT IS LEGAL;
- 17, ERROR; 20, ULA;
- 21, DECIMAL POINT;
- 22, ITEM; 25, CUT THE SPEED; 26, BEAT; 28, HOT;
- 29, PRISM; 30, RUN-TIMING;
- 31, INTEGRATE;
- 32, PROGRAM IT; 34, IN ORDER; 35, ACRONYM;
- 37, TO REEL; 38, PERTLY.

You waited long enough for your Spectrum!  
Wait no longer for . . .

## SPECTRUM STORM-FIGHTERS

. . . explosive machine code space action

They come from deepest space.

An alien fleet whose skill is matched only by its ruthlessness.

They hide and manoeuvre in the cover of asteroid clouds . . . showers of cosmic rubble that spell death on collision to the commander of the lone space ship that protects Earth.

You are that commander.

In one of the toughest challenges the Sinclair Spectrum can offer, your mission is to destroy the aliens and avoid the asteroids before they destroy you.

Your weapon is a twin firing laser canon. Double bolts of pure energy that mean instant annihilation to on-target aliens. It's responsive. It's fast. But only as fast as you are.

Put yourself at the controls. On the thrilling edge of adventure . . . the STORM-FIGHTERS await you.

All machine code action . . . full colour graphics . . . full sound sync . . . progressive difficulty . . . comprehensive scoring . . . high value mother-ship . . . runs automatically on both 16K and 48K models.

Available on quality cassette at £4.95 (post free in U.K.) from:

## JOHN PRINCE

29 Brook Avenue, Levenshulme,  
Manchester M19 3DQ



# ZX99

# AUTOMATIC TAPE CONTROLLER FOR THE SINCLAIR ZX81

## ● DATA PROCESSING

The ZX99 gives you software control of up to four tape drives (two for reading, two for writing) allowing merging of data files. This is achieved by using the remote sockets of the tape drives, controlled by USR statements or commands.

## ● RS232C INTERFACE

The ZX99 has an RS232C output allowing connection with any such printer using the full ASCII character code (you can now print on plain paper in upper or lower case, and up to 132 characters per line) at a variable baud rate up to 9,600

## ● SPECIAL FEATURES

There are so many special features it is difficult to list them all, for example:

**AUTOMATIC TAPE COPY:** You can copy a data file regardless of your memory capacity as it is processed through the Sinclair block by block.

**TAPE BLOCK SKIP:** Without destroying the contents of RAM

**DIAGNOSTIC INFORMATION:** To assist in achieving the best recording settings.

The ZX99 contains a 2K ROM which acts as an extension to the firmware in the Sinclair ROM. The ZX99's ROM contains the tape drive operating system and the conversion to ASCII for the RS232C output.

There is an extension board on the rear to plug in your RAM pack (larger than 16K if required). The unit is supplied with one special tape drive lead, more are available at £1 each.



**£49.95**  
+ £2.95p+p

## ● ZX99 SOFTWARE

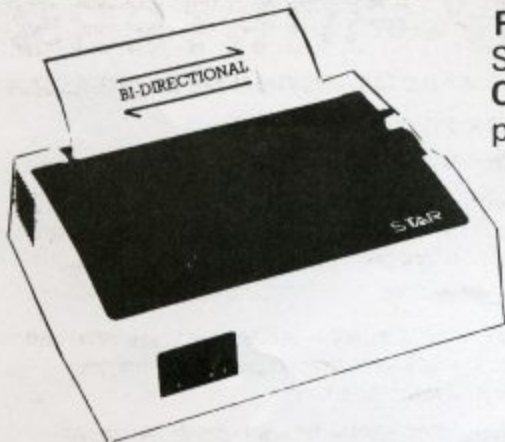
We now have available "Editor 99", a quality word processing program including mail-merge, supplied on cassette for £9.95. Also following soon:

- \* Stock Control (October)
- \* Sales Ledger (November)
- \* Business Accounts
- \* Debtors Ledger
- \* Tax Accounting

Dept. SUA Data — Assette, 44 Shroton Street, London NW1 6UG. 01-258 0409


data-assette®

44, Shroton Street  
London NW1  
Tel 01-258 0409



## ● FERGUSON CASSETTE RECORDER £28 inc. p&p.

Tested with ZX81. Acorn, BBC, Dragon, Spectrum etc.  
Features: Din, Ear, Mic, and Remote sockets, Tape Counter, Tone Control, Built-in Mic., Autostop, Battery/mains. Recommended by Acorn for use with BBC computer.



- STAR DP8480 RS232C (SERIAL) **£285** plus £6 Securicor delivery
- CENTRONICS (PARALLEL) **£265** plus £6 Securicor delivery

This professional printer works with almost any computer with very good upper and lower case typeface.

- Bi-directional
- 80 column width (10" paper)
- Switchable — Tractor or Friction Feed
- 80 chrs. per second

● 2,000 SHEETS OF PRINTER PAPER  
£19.50 plus £3.50 p&p.

## ● BBC CASSETTE LEAD

7 pin plug to two 3.5mm plugs and one 2.5mm plug.  
Only £2 inc. P & P.  
Other leads available — please telephone.

## ● E690 REVOLVING CASSETTE RACK



- Single — £2.99 (holds 32 tapes or 20 in cases)
- Double — £5.99 (holds 64 tapes or 40 in cases)
- Treble — £8.99 (holds 96 tapes or 60 in cases)
- Quad — £11.99 (holds 128 tapes or 80 in cases)

All plus £1 p&p.

## COMPUTER CASSETTES

High quality, screw assembled cassettes supplied with library boxes. Any lengths available.

- C5 — 37p
- C10 — 39p
- C12 — 40p
- C15 — 41p
- C20 — 43p
- C25 — 45p
- C30 — 46p

P&P 10% (£1.50 or 10% if larger)

**ORDER FORM** Dept. SUA Data — Assette, 44 Shroton Street, London NW1 6UG. 01-258 0409

Code	Item	No.	Price	P & P	Total

Cheques/PO made payable to Storkrose Ltd.  
Charge my Access/Visa No. ....

Signed \_\_\_\_\_ Name \_\_\_\_\_  
Address \_\_\_\_\_



**"QS Produce the most  
ULTRA-MEGA-AMAZING Games in  
the entire known Universe!"**



**TIMEGATE**

Quicksilva's 1st level two game. The best space/time adventure of 82.

**TIMEGATE**

High speed graphics combine with electrifying space adventure makes TIMEGATE the game of all games.

Foil the ruling aliens by travelling back through time and blasting out their home planet. Fight 3D space battles on your journey, seeking the time gates that lead to year zero and the salvation of the human race.

Features: 4D, High speed graphics, versatile scanning, status and battle computers, land & take-off from many planets, time-travel, 5 skill levels, score & rating plus free training program.

**MORE NEW RELEASES!**

**THE CHESS PLAYER**

Who is he? Dare YOU challenge him? Risk high stakes and pit your wits against the chess game with personality, speech and devastating chess skills. THE CHESS PLAYER costs less, while offering you more skill—boosting enjoyment. Features: 6 skill levels, analysis, copies display and all moves to printer or screen, colour or B & W display, save game at any point, Personality & speech.

**SPEAKEASY**

Add speech or music to you programs! In response to massive demand, we have released SPEAKEASY for your own use and enjoyment.

Simply record your sound onto a cassette and play it into your Spectrum via load. The signal may then be edited and replayed on command from your Basic or M/c program. NO EXTRA HARDWARE REQUIRED!

**Edward de Bono's Classic L-GAME**

Simple rules and complex strategies make the L-GAME an essential for everyone. Also includes outstanding and compulsive versions of Mastermind & Pontoon. As featured on T.V. in Edward de Bono's Thinking Course. L-GAME REACHES THE BITS OTHER GAMES DON'T TOUCH!



**SPACE INTRUDERS**

Features 4 alien types, random saucer points, 2nd attack wave mutant, exploding aliens, bonus base 50,000 points, left-right & fire, sound effects and colour.

**METEOR STORM**

3 meteor types, 2 saucers, full screen wrap-around, bonus ship every 10,000 points, amazing explosions, left-right-thrust-fire & hyperspace, sound effects and speech.

**WHAT THEY SAY ABOUT OUR ZX81 GAMES:**

- QS SCRAMBLE—** "...amazing, fantastic!..." [P.C.W.]
- QS INVADERS—** "...just like the real thing!..." [C & V.G.]
- QS ASTEROIDS—** "...very good." "...addictive game..." [C & V.G.]
- QS DEFENDER—** "...Better than any other arcade game I've seen..." [Sync]
- "...nicest games I've played on the ZX81. All the tapes were impressively packaged..." [Which Micro & S.R.]

**COME AND SEE OUR AMAZING RANGE AT:  
THE NORTHERN COMPUTER FAIR (25th - 27th Nov)  
THE NEXT ZX MICROFAIR (Mid December)**

**ZX - 81 GAMES**

- Scramble m/c 16k £3.95
- Invaders m/c 16k £3.95
- Asteroids m/c 16k £3.95
- Defenders m/c 16k £3.95

**SPECTRUM GAMES**

- Speakeasy m/c 48k £4.95
- Timegate m/c 48k £6.95 \*
- The Chess Player m/c 48k £6.95
- Space Intruders m/c 16k £4.95 \*
- Meteor Storm m/c 16k £4.95 \*
- L-Game Basic 16k £3.95

Please send me the games as ticked.

Total cheque/P.O. enclosed .....

Name .....

Address .....

.....

.....

**\*THESE GAMES INCLUDE SPECIAL SEASONAL DISCOUNTS, ORDER NOW AND GET FREE KEYBOARD OVERLAY!**

Send order to: **QUICKSILVA, DEPT SPA, 92 NORTHAM ROAD, SOUTHAMPTON, SO2 0PB**