

# Ahoy!

\$2.50/ CAN. \$3.00 JULY 1985

L9

WIN THE LOTTERY WITH YOUR 64!

MAKE A LASTING IMPRESSION —  
**BURN A PROM**

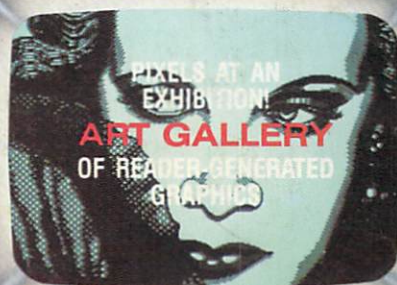
- WITH
- PROMENADE
  - CBUS I & II
  - CARTRIDGE-MAKER-64



**ETCH: A BIT GRAPHICS SKETCHING PROGRAM**

EASY PROGRAM MERGING WITH **AUTO-APPEND**

INSTANT CURSOR CONTROL WITH **PRINTAT**



PIXELS AT AN EXHIBITION!  
**ART GALLERY**  
OF READER-GENERATED GRAPHICS

WE RETOOL  
**THE PRINT SHOP**  
WITH TWO ENHANCEMENT UTILITIES

WRITING AN ASSEMBLY LANGUAGE PROGRAM

**TRIO ALLEGRETTO**  
FOR VIC AND 64

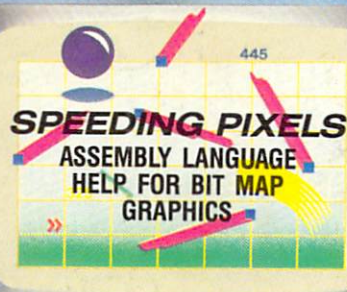


PLAY 3-PART HARMONIES AT ANY SPEED

MOVE OVER, COMMODARES!  
TRY TO MEET THE CHALLENGE OF **BRAINFRAME**

SET A SPELL WITH **THE WIZARD OF IM**  
ML ACTION FOR THE 64

**SPEEDING PIXELS**  
ASSEMBLY LANGUAGE HELP FOR BIT MAP GRAPHICS



**LEASING v. BUYING DRIVER SOFTWARE!**

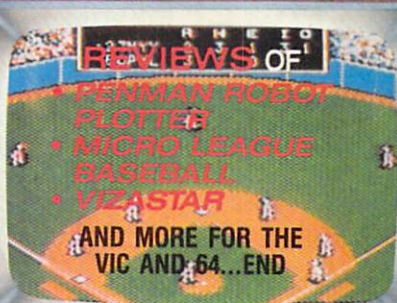
LOWER THE ODDS WITH **LUCKY LOTTERY**

READ BETWEEN THE LINES!  
**SCRIPT ANALYSIS**

**REVIEWS OF**

- PENMAN ROBOT PLOTTER
- MICRO LEAGUE BASEBALL
- VIZASTAR

AND MORE FOR THE VIC AND 64...END





CARDCO's new DIGI-CAM™ is a video digitizer that lets you transform just about anything you can shoot with a video camera into a black-and-white digital image. And, with your Commodore 64®, you can make pictures of that image.

DIGI-CAM™ comes complete with a black-and-white video camera, a digitizer, and software. It's the most comprehensive package at the most competitive price around. And it's a CARDCO quality product.

**FOCUS...SHOOT...STORE...  
AND PRINT!**

DIGI-CAM™ is incredibly easy to use. Simply focus the video camera on your subject, view the shot on your Commodore 64® monitor, store the shot on CARDCO's DIGI-CAM™ software ... and print out. You can enhance or change the on-screen



image — or combine it with text — because a version of CARDCO's Paint Now/Graph Now software is built in ... at no extra cost! Make T-shirts for your friends\*\*, Christmas cards and birth announcements ... maps,



graphs, photos, security i.d.'s ... use it for business or pure pleasure. Plus, you can transfer still images via modem to other Commodore® computers ... and share your shots! (Soon to be compatible with Apple and IBM.)

**CAMERA, DIGITIZER,  
SOFTWARE... THE  
WHOLE PICTURE  
FOR \$250\***

DIGI-CAM™ from  
CARDCO. For just \$250



... shouldn't you be in pictures?

CARDCO's DIGI-CAM™ is available at fine computer stores everywhere. For more information contact your local CARDCO dealer.




**cardco, inc.**

"The world's largest manufacturer of Commodore® accessories."  
300 S. Topeka, Wichita, Kansas 67202

Reader Service No. 122

\* Suggested retail — prices may vary.  
\*\* Special heat-transfer ribbon required.

# FOR \$250\*... YOU OUGHTA BE IN PICTURES!





# Ahoy!

## CONTENTS

### DEPARTMENTS

<i>A View from the Bridge...of the July issue of Ahoy!</i>	4
<i>Scuttlebutt...news from across the Commodore nation.</i>	7
<i>Errata...if your version of DSKDU didn't, here's why.</i>	16
<i>Flotsam...our readers do the writing for a change.</i>	46
<i>Art Gallery...our readers draw on their 64's.</i>	54
<i>Reviews...we strip-search the newest hardware and software.</i>	63
<i>S.O.S....a lifesaver for the puzzled programmer.</i>	74
<i>Commodares...ranging from brain-teasers to brain-tormentors.</i>	81
<i>Program Listings...a stellar lineup of software.</i>	85

### FEATURES

<i>Trio Allegretto for VIC and 64 by Orson Scott Card*</i>	18
<i>PROM Programming Made Easy by Morton Kevelson</i>	27
<i>Rupert Report...Dale runs down some Speeding Pixels.**</i>	37
<i>The Print Shop by Morton Kevelson***</i>	50
<i>Writing &amp; Running an Assembly Program by Mark Andrews****77</i>	

\*Includes programs: *Song Maker*, *Song Loader*, *Summertime* for the C-64; *VIC Music* for the VIC 20

\*\*Includes programs: *CLRSCR.O* and *PLOT.\$C.S* for the C-64

\*\*\*Includes programs: *Print Shop to Bit Map Convertor* and *Screen Magic to DOODLE! Convertor* for the C-64

\*\*\*\*Includes program: *Flash* for the C-64

### PROGRAMS

<i>Script Analysis for the C-64 by Bob Spirko</i>	17
<i>Brainframe for the C-64 by Norm Vogel</i>	45
<i>Printat for the C-64 by Simon Edgeworth</i>	45
<i>The Wizard of Im for the C-64 by Bob Spirko</i>	47
<i>Lucky Lottery for the C-64 by Bob Lloret</i>	53
<i>Auto-Append for the C-64 and VIC 20 by William V. Braun</i>	62
<i>Etch for the C-64 by Roger S. Macomber</i>	73
<i>Autos: Leasing v. Buying for the C-64 by Gil Ragan</i>	75
<i>Bug Repellents for the VIC &amp; 64 by Kleinert and Barron</i>	86
<i>Flankspeed for the C-64 by Gordon F. Wheat</i>	86

Cover art by James Regan; art inside screens by Wayne Schmidt, James Regan, Javier Romero; photography by Morton Kevelson

Publisher  
Michael Schneider

Editor  
David Allikas

Managing Editors  
Michael Davila  
Robert J. Sodaro

Senior Editor  
Tim Moriarty

Technical Editors  
David Barron  
Bob Lloret

Consulting Editors  
Ben Bova  
Morton Kevelson  
Dale Rupert

Art Director  
JoAnn Case

Production Director  
Raoul Tenazas

Art Production  
Christopher Carter  
Mark Kammerer  
Eve Griffin

Bulletin Board SYSOP  
B.W. Behling

Circulation Director  
W. Charles Squires

Advertising Director  
Lynne Dominick

Director of Promotion  
Joyce K. Fuchs

Controller  
Dan Tunick

Managing Director  
Richard Stevens

Advertising Representative  
JE Publishers' Representative  
6855 Santa Monica Blvd., Suite 200  
Los Angeles, CA 90038  
(213)467-2266  
Boston (617)437-7628  
Dallas (214)660-2253  
New York (212)724-7767  
Chicago (312)445-2489  
Denver (303)595-4331  
San Francisco (415)864-3252

ISSUE NO. 19

JULY 1985

*Ahoy!* (#8750-4383) is published monthly by Ion International Inc., 45 W. 34th St., Suite 407, New York, NY, 10001. Subscription rate: 12 issues for \$19.95, 24 issues for \$37.95 (Canada \$26.95 and \$49.95 respectively). Second class postage paid at New York, NY 10001 and additional mailing offices. © 1985 by Ion International Inc. All rights reserved. © under Universal International and Pan American Copyright conventions. Reproduction of editorial or pictorial content in any manner is prohibited. No responsibility can be accepted for unsolicited material. Postmaster, send address changes to *Ahoy!*, 45 W. 34th Street, Suite 407, New York, NY 10001. Direct all address changes or matters concerning your subscription to *Ahoy!*, P.O. Box #341, Mt. Morris, IL 61054. All editorial inquiries and software and hardware to be reviewed should be sent to *Ahoy!*, 45 W. 34th St., Suite 407, New York, NY 10001.



**B**efore we talk about what's in this issue of *Ahoy!*, let's talk about what's *not* in it. Two other Commodore magazines, you may have noticed, ran reviews of the Commodore 128 Personal Computer in their June issues. Why did *Ahoy!*, which always leads the pack in announcing and reviewing new products, allow itself to be scooped in this singularly important instance?

Tina Turner summed it up best when she said, "We never ever do nothing nice and easy." We weren't about to prepare a feature article on the 128 based on an afternoon's experimentation with the machine at Commodore's headquarters, as our two competitors did. We published our surface analysis of the 128 in April; not until Commodore shipped us a model of our own did Morton Kvelson sit down for a several-week round of testing the machine inside and out. The first pieces based on that research appear in the August *Ahoy!* As anxious as you are to read the definitive review of the Commodore 128, we know a month is a long time to wait. But we've packed the July *Ahoy!* full of programs and features that should help make that month pass quickly:

- The graphics theme begun last issue continues with Part II of Roger Macomber's tutorial on *Screen Dumping on the Commodore 64*, providing an onscreen Etch-a-Sketch (turn to page 73). Then, Morton Kvelson takes an extended look at *The Print Shop*, certainly one of the most popular Commo-

dore programs of all time. Morton and Michael Beutjer (author of last issue's *Quad-Print*) each contribute an enhancement utility that will help users get even more out of the program. (Turn to page 50.) Finally, our *Art Gallery* debuts this issue, with some of the first submissions of reader-generated graphics. (Turn to page 54.)

- Once again, Orson Scott Card's *Creating Your Own Games on the VIC and 64* transcends the genre of computer games—and published software. *Trio Allegretto* supplies machine language routines that you can imbed in your game program to play music that the program loads into BASIC strings, at any speed, on the VIC or 64. (Turn to page 18.)

- They used to call it ROM burning, back when ROMs were programmed by burning open a fusible link. The days of burning ROMs have vanished, along with the fusible links by which they were programmed; but the home user can still place his programs in Permanent Read Only Memory. In *PROM Programming Made Easy*, Morton the K shows 64 and VIC users how to do that at surprisingly low cost. (Turn to page 27.)

- Bob Lloret returns to *Ahoy!*'s program pages with *Lucky Lottery* for the 64. It's as valuable a system as you'll find anywhere for picking the winning numbers in your state lottery—which means, completely worthless. But you'll have fun predicting winners based on past weeks' results. (Turn to page 53.)

- Moving up to the pseudo-scientific, Bob Spirko's *Script Analysis* will allow 64 users to prepare a character profile based on a subject's handwriting sample. (Turn to page 17.) Bob also contributes *The Wizard of Im*, a machine language game for the 64. While the game's format is nothing new, what Bob does with a familiar theme is...magic! (Turn to page 47.)

- *Printat* by Simon Edgeworth simulates the cursor-controlling command of the same name found in some advanced versions of BASIC. (Turn to page 45.)

- William V. Braun's *Auto-Append* will allow VIC and 64 users to merge programs instantly. (Turn to page 62.)

- You've heard that it can be cheaper to lease a new car than buy one—but who can assess all the variables involved and make a determination? You can—with Gil Ragan's *Autos: Leasing v. Buying* for the C-64. (Turn to page 75.)

- Have Dale Rupert and Mark Andrews got big plans for you this month! In the *Rupert Report on Speeding Pixels*, you and Dale will develop a pair of assembly language routines that will speed up the manipulation of the 64,000 pixels in hires bit mapped graphics on the 64. (Turn to page 37.) In *Commodore Roots*, Mark Andrews steps you up to *Writing and Running an Assembly Language Program*. (Turn to page 77.)

At this point, we'll draw an exhausted breath and let you discover the rest of the programs and features in the July *Ahoy!* for yourself. (Didn't we *tell* you we'd make you forget all about next month's feature on the 128?)

—David Allikas

## ATTENTION COMMODORE 64 OWNERS DID YOU BUY THE WRONG PRODUCT? WE'LL PAY YOU FOR YOUR MISTAKE!\*

### PRINTER INTERFACE BLUES

No graphics, doesn't work with your software, Bad aspect ratios, no available buffer, well you wouldn't have these problems with the **Micro-World M W-350**. We'll give you \$59. off the list price of \$129. for that strange interface that's causing you trouble.

### LAST YEARS' BACK UP SOFTWARE

Everyone has Back-up software that reproduces errors, but will it back up non-standard sectors, reproduce density frequency alterations, alter the number of sectors, copy single sync bits, and reformat a single track? We don't think so. Send your antique back and receive \$25. credit toward the "New Revised Clone Machine" at \$49.95. We've added an MSD dual drive Clone Machine also available for only \$39.95. Upgrade your products to the latest state of the art today.



CALL - 201 - 838-9027

or write us at

**Micro-W.**  
DISTRIBUTING, INC

1342B Route 23 Butler, N.J. 07405

\*NOTE: Micro W reserves the right to

cancel this offer at any time without notice

## AHOY! BULLETIN BOARD: 718-383-8909

If your computer is equipped with a modem, you can call *Ahoy!*'s BBS 24 hours a day, 7 days a week to exchange mail with other Commodore users and download information on upcoming issues of *Ahoy!*, late-breaking Commodore news, program corrections, and more.



# An open letter to the readers of Ahoy Magazine Vincent Kurek President: The Ennon Corporation

My purpose in writing is to ask you to join me in shaping the future of the new and most unusual field in computer technology today: Artificial Intelligence.

This incredible power and spectacular creative potential are available to you, for your computer right now. However, there is an alarming possibility that such amazing technology which you have every right to, may not be available to you other than through this offer.

This is unfortunate but somewhat understandable due to the way technology is created. You see, only the business oriented corporation can finance research. It therefore is in a position to dictate immediate research goals. These goals are increasing profits through more efficient production. While valid, they are merely creative and do absolutely nothing to foster exploration in new applications. The result: technology is never used to its fullest potential. But what's worst of all is that these competitive corporations have absolutely no desire to share technology with each other, let alone with you. So, they don't. As a result, the infinitesimal amount of technology that finally trickles down to you is:

- A. So expensive you are prohibited from procuring it
- B. Shamefully inferior to the real thing

remember...you can buy high-tech consumer goods, but never the technology that creates it.

This same situation confronts you in the new Artificial Intelligence field, but with a difference: There is no true Artificial Intelligence for the home computer user! The few programs claiming to be Artificial Intelligence are really simulators. They are not the real thing. Possessing a mere token of the power and versatility, simulators are clearly not worth their expensive price.

I have tried repeatedly to convince my colleagues that it is in their best interest to release genuine Artificial Intelligence to the general public. The refinement, modification and adaptation as individuals create new applications would improve Artificial Intelligence tremendously. This would benefit everyone in the long run.

I have met with little success. Apparently, it seems that immediate corporate profit is more important than sharing technology with the public. Therefore, the Ennon Corporation stands alone in offering superior Artificial Intelligence programming directly to the home computer enthusiast.

## Announcing AN-83: The "Thinking" Program

Believe me when I say AN-83 is the real thing. It is a true "thinking" program that receives an initial "knowledge base" from a data file read when AN-83 is started. Using inductive and deductive logical analysis, this amazing program deduces everything from that data and adds it to its memory. Conversing with you, AN-83 adds and combines with facts already known. It generates new conclusions not explicitly contained in its original knowledge base—just like your own thinking process! The result: it knows considerably more than the specific facts given to it.

AN-83 can also think about anything. It is virtually unlimited in its application. Think of your possibilities. The potential is limitless. In the right hands, AN-83 would revolutionize the adventure, strategy and other smart game-playing programs to say nothing of classic arcade games. On the other hand, AN-83 could be one of the most powerful business analysts available to the home computer.

## FREE SOFTWARE

In addition, you will be receiving free, Eliza—the most amazing conversational A.I. program to date. Run this for your friends and jaws will drop with amazement. Eliza's responses are so human, it's uncanny. An entertaining program, Eliza will answer once and for all the question: What can your computer do?

### How to Learn Artificial Intelligence

You can be creative. Experiment and modify to fit your personal use because AN-83 and Eliza both possess source code in basic, the most popular easy to use language for the micro. Their extensive, easy to understand commands walk you through the source code

step by step. It's surprisingly simple. Even the beginner can understand the "How and Why of A.I."

### A Fantastic Savings

The real profit to Ennon Corporation will be your participation in the future of Artificial Intelligence. Therefore, I am pleased to say nobody will miss this chance because they could not afford it. AN-83 is priced to cover just a fraction of its research and developmental costs.

The "Thinking" Program AN-83 is just \$21.57. What's more, the astounding Eliza is yours absolutely free.

I guess it's obvious that I want you to participate in the future of Artificial Intelligence. Forgive my excitement and enthusiasm but I just know you are going to be very happy and impressed that such things could be done with your computer. You just won't believe it. Please take this opportunity now. Simply fill out your coupon below and mail today. Don't miss out. It's such a wonderful future of discovery and excitement that awaits you.

With very best of wishes,



Vincent Kurek

- Please send me the "Thinking" Program AN-83 for only \$21.57. In addition, I will receive absolutely FREE Eliza—the most impressive conversational Artificial Intelligence program to date.

Available in disk only.  
For use with the Commodore 64.

Name \_\_\_\_\_

Address \_\_\_\_\_

City \_\_\_\_\_

State \_\_\_\_\_ Zip Code \_\_\_\_\_


**THE ENNON CORPORATION**  
1817 W. Call St., Suite B-8  
Tallahassee, FL 32304

Canadian orders must be in U.S. dollars.  
We export to other countries.  
Commodore is a registered trademark.



# INNOVATIVE ORGANIZERS, INC.

## For Commodore 64™ & VIC-20™



**WELCOME**, to the family of **INNOVATIVE ORGANIZERS**. These **ATTRACTIVE** power organizer stands, made of **ABS PLASTICS**, **U.L. RATED**, provide an opportunity for a more **PROFESSIONAL** looking computer installation, both at **HOME** and in the **WORK PLACE**.

There is **AMPLE** room under the organizer to place all the computer accessories: **POWER SUPPLY**, **MODEM**, **GAME CARTRIDGES**, **MEMORY EXPANSION**, and **MUCH MORE**.

Now, let's examine how these organizers work. There are 3 CRT-Models.

**CRT-1** holds a Monitor or T.V. Set and a VIC 20 or 64. All wires & cartridges fit neatly under the organizer.

**CRT-2** same as **CRT-1**, but also has: **ONE-STEP MASTER SWITCH** (permits 4 pieces of hardware to be turned on and off from one switch, plus circuit protection, incoming power fused with 6 AMP Fuse).

**CRT-3** same as **CRT-2**, but also has: **SURGE & SPIKE PROTECTION** built in.

**P-D-1: HOLDS 1525 PRINTER & 1541 DISK DRIVE.**

All wires & cartridges fit neatly under the organizer.

Ask about our Power Lock Switch & Power Portable Computer Fan & 2 Outlet Surge & Spike Protection.

### CALL FOR LIST OF SOFTWARE AVAILABLE

VIC 20 and Commodore 64 are trademarks of Commodore Electronics, L.T.D.



P.O. Box 108, Markleville, IN 46056

<b>CRT-1</b>	<b>\$17.98</b>
<b>CRT-2</b>	<b>\$29.97</b>
<b>CRT-3</b>	<b>\$37.97</b>
<b>P-D-1</b>	<b>\$19.48</b>

#### Optional Accessories

<b>SS-1 Surge &amp; Spike Suppressor</b>	<b>\$29.95</b>
<b>CF-1 Computer Fan</b>	<b>\$29.95</b>

Plus Shipping

**CALL TOLL FREE**  
**1-800-233-3645 Ext. 15**



# SCUTTLEBUTT

**COMBO DAISY WHEEL/DOT MATRIX PRINTER • ONE MEGABYTE DRIVE • VIC SPEECH SYNTHESIZER • FAST TAPE LOADER • GAMES FROM SSI, FIRST STAR, MASTERTRONIC • RUNNER'S LOG • COMPUTER MAILBOX • SCIENCE LAB SOFTWARE • STORYBOOK MAKERS • AUTO-REBOOTER**

## PASCAL ENHANCEMENT

*Advanced Kyan Pascal*, like the *Standard* version, is a full Jensen/Wirth implementation, but adding string handling, enhanced graphics, chain, include file, random access files, full pathname for files, and other extensions. Featured are a full-screen text editor and built-in assembler. The compiler, which generates optimized 6502 machine code, runs 8 times faster than *Standard Pascal* and 30 times faster than BASIC.

*Advanced Pascal* is available on a non-copy protected diskette for \$69.95, *Standard Pascal* for \$49.95.

Kyan Software, 1850 Union Street #183, San Francisco, CA 94123 (phone: 415-775-2923).

## ESTIMATING SOFTWARE

Computerized Pricing Systems' *Estimating Software*, made available for over 25 micros since 1982, has been released in a 64, Plus/4, and 128 compatible version. If and when Commodore's LCD Portable is released, it will be made available for that as well. Price is \$399.95; store owners may obtain a demo diskette for \$19.95.

Computerized Pricing Systems, 3090 Oak Circle N., Broomfield, CO 80020 (phone: 303-469-0557).

## OKIMATES

Okidata reports that the Okimate 10 color printer now supports 12 graphics packages: *DOODLE!*, *Koala Painter* (and Pad), the Edumate Light Pen software, *Super Sketch*, *Flexidraw*, *Paint Magic*, *Chalk Board*, *Sorcerer's Apprentice*, *Designer's Pencil*, *Color Me*, *Cadpak* and *Tech-Sketch*.

Okidata, 532 Fellowship Rd., Mt. Laurel, NJ 08054 (phone: 609-235-2600).

## AUTOMATIC REBOOTER

Intended for bulletin boards, secur-

*The Okimate 10 color printer is now compatible with 12 different graphics software packages. (See review on page 101 of the March '85 Ahoy!)  
READER SERVICE  
NO. 125*



ity systems, and other "constant use" applications for the C-64, the *ABL-64* cartridge will reboot and run an essential program after a power failure as soon as power is restored, even if the computer is left unattended. Price is \$39.95.

Input Systems, Inc., 15600 Palmetto Lake Drive, Miami, FL 33157 (phone: 305-252-1550).

## NEW GAME RELEASES

Three for the C-64 from SSI:

Designed for the avid strategist, *Operation Market Garden* simulates Montgomery's 1944 paratroop raid on occupied Holland. As leader of the largest daylight airborne and surface operation in history, you coordinate airstrikes, engage in combat, blow up and rebuild bridges, and initiate cross-river assaults with airborne/en-

gineer units. The battle is waged in 10 turns, from September 17-26. Price is \$49.95.

*Computer Ambush* simulates man-to-man combat between your ten infantrymen and a (usually) hidden en-

emy. An onscreen map shows buildings, hedges, walls, doors, windows, and the location of your soldiers. Price: \$59.95.

Newly adapted for the 64, *Cartels and Cutthroats* puts you in charge of a manufacturing plant. Based on newswires, market summaries, profit and loss statements, and memos from department heads, you must make executive decisions. Ulcer-inducers include inflation and high interest rates, labor demands, and government intervention. Price is \$39.95.

Strategic Simulations Inc., 883 Stierlin Road, Bldg. A-200, Mountain View, CA 94043-1983 (phone: 415-964-1353).

Encouraged by the success of their *Spy Vs. Spy* game, based on characters from *Mad Magazine*, First Star will release a line of *Super Powers*





## BY THE YEAR 2000, THE WORLD MAY CATCH UP WITH THE WAY COMPU SERVE'S ELECTRONIC MALL LETS YOU SHOP TODAY.

**Presenting the computer shopping service that delivers discount prices, name-brand merchandise, and in-depth product information.**

To make your computer even more useful, join CompuServe and shop in our Electronic Mall. Easy enough for beginners, it's open 24 hours a day, 7 days a week. And it offers a wide range of goods and services from nationally known stores and businesses including Bloomingdale's, Waldenbooks, American Express and Commodore.

**CompuServe's Electronic Mall™ lets you shop at your convenience in all these departments:**

The Auto Shop, Book Bazaar, Financial Mart, Leisure Center, Merchandise

Mart, Newsstand, On-line Connection, Personal Computer Store, Record Emporium, Specialty Boutique and Travel Agency.

### **Take the CompuServe Electronic Mall 15-Minute Comparison Test.**

*What you can do in 15 minutes shopping the Electronic Mall way.*

- Access descriptions of the latest in computer printers, for instance.
- Pick one and enter the order command.
- Check complete descriptions of places to stay on your next vacation.
- Pick several and request travel brochures.
- Access a department store catalog and pick out a wine rack, tools, toys...anything!
- Place your order.

*What you can do in 15 minutes shopping the old way.*

- Round up the family and get in the car.

**The Electronic Mall—A Valuable Addition to the Vast World of CompuServe.**

CompuServe Information Services bring you information, entertainment, personal communications and more.

You can access CompuServe with almost any computer and modem, terminal or communicating word processor.

To buy a CompuServe Subscription Kit, see your nearest computer dealer. To receive our informative brochure, or to order direct, call or write:

## CompuServe

Information Services, P.O. Box 20212,  
5000 Arlington Centre Blvd., Columbus, OH 43220  
**800-848-8199**  
In Ohio call 614-457-0802

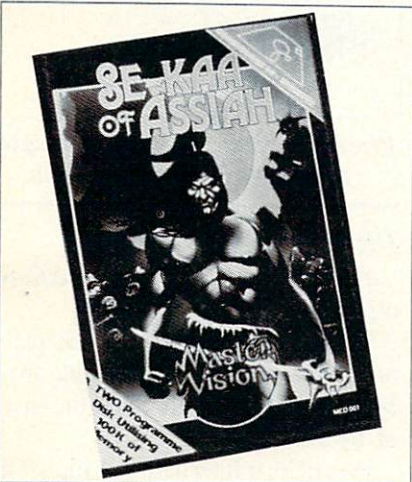


programs beginning in September, starring comic book heroes like Superman and Wonder Woman.

Additionally, First Star announced that they will release *Boulder Dash* in a combination Commodore-Atari disk format.

First Star Software, 18 East 41st Street, New York, NY 10017 (phone: 212-532-4666).

Big Ben Games, Ltd. will import a number of British games for the 64 and VIC at prices of \$16.95 (disk) or \$14.95 (tape). None have ever before been sold in the United States. The titles of some of the releases tell you why: *Bizy Beezzzz*, *Choc a Bloc Charlie*, *Bumping Buggies*, *Son of Blagger*, *Cave Fighter*, and *Flight*



Two 50K games for \$9.99, or 10¢ a K.  
READER SERVICE NO. 127

*Path 737*. Coming is a text adventure based on the BBC program *Tripods*.

For a free catalog, write Big Ben Games, Ltd., Box 875, Wilmette, IL 60091 or call 1-800-421-5300 (ask for operator R37).

British gamemaker Mastertronic has released *Se-Kaa of Assiah*, comprising two complete 50K programs. The gamer is required to find the Rod of Light, the Hammer of Vib-Ra, and the Casket of Vib-Ra and return them to their proper resting places, thus saving the world of the far future from the threat of Dark Hordes. Price is \$9.99.

Mastertronic International, Inc., 407 Park Avenue South, Suite 16A, New York, NY 10016 (phone: 212-213-0166).

Temperature Lab enables the user to choose between Fahrenheit and Celsius readings, to compare temperature scales on the same screen, and to display data in either graph or table form.

READER SERVICE NO. 126



## EDUCATIONAL RELEASES

*Temperature Lab* is the first release in Hayden Software's science laboratory series, designed to transform a home or classroom into a science research center. The program, which enables students to conduct experiments that illustrate classic scientific phenomena, includes an electronic thermometer that plugs into the 64, enabling students to record temperatures and see them displayed on the screen. An Experimenter's Guide provides step-by-step instructions for experiments. Price: \$99.95.

Soon to follow is *Light Lab*, focusing on various visible light concepts like foot-candles, solar eclipses, and sunsets.

Hayden Software Company, Inc., 600 Suffolk Street, Lowell, MA 01854 (phone: 617-937-0200).

CBS Software will adapt selected titles from its preschool product category for optional use with the Muppet Learning Keys Computer Keyboard (see review in March '85 *Ahoy!*).

CBS Software, One Fawcett Place, Greenwich, CT 06836 (phone: 203-622-2500).

*Basic Math Competency Skill Building* consists of eight tutorial and practice programs designed for math students from intermediate to high school. Each disk is \$59.95; the 8-diskette series is available for \$325.00.

Educational Activities, Inc., P.O. Box 392, Freeport, NY 11520 (phone: 516-223-4666).

*Notebook Fun* teaches students to

keep neat notes. Tests, structured as games, are included. Price: \$19.95.

AC3L Software, P.O. Box 246, New Derry, PA 15671.

## STORY-WRITING SOFTWARE

*Build a Book About You* allows an adult to incorporate the name, address, pet, school, and friends of a child into a 32-page hardcover storybook. Available titles are *The Mystery of Scented Mountain*, *The Holiday Dragon*, *Adventures on the Riddle Planet*, and *The Greatest Circus Story Ever Told* (all written for children 2-12 years old). Each kit is \$39.95; refill kits are \$19.95.

Scarborough Systems, Inc., 55 S. Broadway, Tarrytown, NY 10591 (phone: 1-800-882-8222).

Two additions to Woodbury Software's *PlayWriter* lineup of home-makeable hardcover novels, designed for advanced young users and adults (the earlier releases *Tales of Me* and *Adventures in Space* were recommended for children aged 7-14):


*Mystery!* allows the writer to choose and describe his sleuth, determine method and motive of murder, and create his own cast of characters. If you want to be surprised, the program will pick the murderer for you.

*Castles & Creatures* lets you construct a fantasy world replete with dragons, knights, princes and princesses, and sorcerers.

All four *PlayWriter* titles sell for \$39.95 and include disk, color stickers, and full-page illustrations.



Woodbury, along with Grolier Electronic Publishing, will sponsor a novel writing contest for students—using *PlayWriter* software, naturally. Children in the 4th grade and below will use *Adventures in Space*, 5th-6th grade *Castles & Creatures*, and 7th grade and up *Mystery!* Books will be judged on content, originality, gram-



**PlayWriter line spans all age groups.**  
READER SERVICE NO. 128

mar, spelling, and overall effect, with a \$1,000 prize and a home computer for the winner in each category. Entries will be accepted from October 15, 1985 to January 15, 1986; entry blanks will be distributed through schools and retailers.

Woodbury Software, 127 White Oak Lane CN#1001, Old Bridge, NJ 08857 (phone: 201-679-0200).

## SIGHT & SOUND ENHANCEMENTS

Sight & Sound has added bonus programs to their *Kawasaki Rhythm Rocker* and *Incredible Musical Keyboard* disks:

*Rhythm Rocker* now contains a new notation system that will display everything the user plays on the screen, a score printer, auto-correct, and the ability to change voices while playing, transpose to any of 12 keys, and use a multitude of specially created effects. Price remains at \$34.95; current owners can upgrade for \$15.00.

*Incredible Musical Keyboard* now allows for recording songs using up to three voices and sports a new notation and graphics program and five background accompaniments. Price


is \$39.95; upgrade is \$7.00.

Sight & Sound Music Software, Inc., P.O. Box 27, Dept. R2D2, New Berlin, WI 53151 (phone: 414-784-5850).

## VIC-TALKER

Long overshadowed by that other Commodore computer, the VIC 20 can now make some noise with VIC-Talker. Using advanced English pronunciation rules and a user-expandable exception memory, Talker will supposedly provide unlimited vocabulary translation of text to synthesized speech. The cartridge will operate immediately upon power-up with an unexpanded VIC 20. The user can vary pitch to synthesize a singing voice or emphasize statements, questions, and exclamations.

Priced at \$89.00 plus shipping and handling, VIC-Talker will be shipped within four weeks of receipt of order by Talktronics, Inc., 27341 Eastridge Drive, El Toro, CA 92630 (phone: 714-768-4220).



**Speech synthesizer for the VIC 20.**  
READER SERVICE NO. 129

## RUNNER'S LOG

*Jogger* offers no training schedule for runners, but will enable C-64 users to compute weekly, monthly, and annual statistics based on regular entries of time, mileage, and weight. The information is available in the form of tabular data on screen or printer, or as 23 different hi-res graphic plots. Price is \$29.00.

Parsons Software, 1920 Briar Meadow, Arlington, TX 76014 (phone: 817-465-4720).

## FAST TAPE LOADER

In addition to allowing your data-cassette to load tapes eight times faster (or 20% faster than your 1541 will

load a disk), the *Express Tape Operating System* cartridge provides commands to recover lost or crashed BASIC programs. Available for \$49.95 plus \$3.00 postage (CA residents add 6% sales tax) from B.P.E., 22 Ethel Lane, Mill Valley, CA 94941 (phone: 415-388-0727).



**Prices slashed! Hurry in and save!**  
READER SERVICE NO. 130

## PRICE REDUCTIONS

Price reductions on assorted C-64 utilities:

PractiCorp has lowered the price of *PractiCalc 64* and *PractiFile* from \$49.95 to \$29.95 each, and the price of *64 Doctor* to \$19.95.

PractiCorp International Inc., The Silk Mill, 44 Oak Street, Newton Upper Falls, MA 02164 (phone: 617-965-9870).

International Tri Micro has lowered the price of *The Write File*, *Your Home Office*, and *Plus Graph* to \$29.95 each.

International Tri Micro, 14072 Stratton Way, Santa Ana, CA 92705 (phone: 714-832-6707).

## BETTER WORKING

The first title in Spinnaker's Better Working line of productivity software for the 64, announced several months back, has finally come available. *Spreadsheet* (\$49.95) combines a full-featured spreadsheet with the basic text entry, editing, and word wrap capabilities of a word processor and the sort and search capabilities of a database. Slated for late summer release are *File & Report*



# Break the BASIC language barrier



**VIDEO BASIC-64** - ADD 50+ graphic and sound commands to your programs with this super development package. You can distribute free RUN-TIME version without paying royalties!  
**ISBN# 0-916439-26-7** **\$59.95**

**BASIC COMPILER 64** - compiles the complete BASIC language into either fast 6510 machine language and/or compact speedcode. Get your programs into high gear and protect them by compiling.  
**ISBN# 0-916439-17-8** **\$39.95**

**MASTER-64** - professional development package for serious applications. Indexed file system, full screen management, programmer's aid, BASIC extensions, 100 commands.  
**ISBN# 0-916439-21-6** **\$39.95**

**PASCAL-64** - full Pascal with extensions for graphics, sprites, file management, more. Compiles to 6510 machine code and can link to Assembler/Monitor routines.  
**ISBN# 0-916439-10-0** **\$39.95**

**ADA TRAINING COURSE** - teaches you the language of the future. Comprehensive subset of the language, editor, syntax checker/compiler, assembler, disassembler, 120+ page guide.  
**ISBN# 0-916439-15-1** **\$59.95**

**FORTH-64** - loaded with hires graphics, complete synthesizer control, full screen editor, programming tools, assembler.  
**ISBN 0-916439-32-1** **\$39.95**

**C LANGUAGE COMPILER** - a full C language compiler. Conforms to the Kernighan & Ritchie standard, but without bit fields. Package includes editor, compiler and linker.  
**ISBN# 0-916439-28-3** **\$79.95**

**ASSEMBLER MONITOR-64** - a macro assembler and extended monitor package. Assembler supports floating point constants. Monitor supports bank switching, quick trace, single step, more.  
**ISBN# 0-916439-11-9** **\$39.95**

**XREF-64** - indispensable tool for BASIC programmer cross-references all references to variable and line numbers.  
**ISBN# 0-916439-27-5** **\$17.95**

**OTHER TITLES ALSO AVAILABLE - WRITE OR CALL FOR A FREE COMPLETE CATALOG**  
 Call today for the name and address of your nearest local dealer.


**PHONE: (616) 241-5510**

For postage and handling include \$4.00 (\$8.00 foreign) per order. Money order and checks in U.S. dollars only. Mastercard, VISA and American Express accepted. Michigan residents incl 4% sales tax.



**FREE PEEKS & POKES WALL POSTER INCLUDED WITH EVERY SOFTWARE PURCHASE**

You Can Count On  
**Abacus**



**Software**

P.O. Box 7211 Grand Rapids, MI 49510 - Telex 709-101 - Phone 616/241-5510



(\$49.95), a combined database and report generator; and *Word Processor*, featuring a spelling checker. All three programs will integrate.

Better Working, One Kendall Square, Cambridge, MA 02139 (phone: 617-494-1200).

## BOOK RELEASES

Two from Howard W. Sams & Co.: *The Commodore Plus/4 Book* (\$16.95) compares the Plus/4 to other machines, provides an overview of its features, accessories, and software, and discusses its compatibility with C-64 peripherals. Also included are database and keyboard tutorials, an introduction to BASIC 3.5, and a chapter on system setup.

*The Commodore 16 User's Manual* (\$12.95) helps new to intermediate users become familiar enough with BASIC 3.5 to work successfully with numbers, produce simple graphics, design color and music, and calculate mathematical equations.

Howard W. Sams & Co., Inc. 4300 W. 62nd St., Indianapolis, IN 46268 (phone: 317-298-5400).

*The World According to Robo the Robot* (\$12.95) introduces the reader to robotics, covering MEGO, the computer language of robots, the robot's brain, hardware chips used, and a brief discussion of LISP, LOGO, and FORTH.

Hayden Book Company, 10 Mulholland Drive, Hasbrouck Heights, NJ 07604 (phone: 201-393-6306).



Covers BASIC 3.5, graphics, more.  
READER SERVICE NO. 135

*The Guidebook for Winning Adventurers* (\$9.95) provides answers to questions on various levels for such games as *Zork I-III*, *Enchanter*, and *Infidel*, plus information on how adventure games are programmed.



Software, features, accessories, etc.  
READER SERVICE NO. 136

Baen Books, 8 West 36th St., New York, NY 10018 (phone: 212-947-8244).


*Sound and Graphics for the Commodore 64* (\$14.95) takes the reader step by step through composing and playing melodies and sound effects, drawing cartoons, and then combining the sound and graphics.

John Wiley & Sons, Inc., 605 Third Ave., New York, NY 10158 (phone: 212-850-6000).

## FINANCIAL PARTNER

Home users and businesses that write under 150 checks a month can use *Financial Partner* to keep track of income and expenses. The program will print checks, address labels and envelopes, and prepare and print a list of financial transactions, ledger accounts, income statements, and balance sheets. It will also prepare records for tax returns. Price is \$74.95.

Practical Programs, Inc., P.O. Box 93104, 625 N. Milwaukee St., Milwaukee, WI 53203 (phone: 414-278-0829).



The SG-10C is Commodore-compatible.  
READER SERVICE NO. 137

## A STAR IS REBORN

Star Micronics' forthcoming SG-10C printer is an SG-10 (see review in May '85 *Ahoy!*) with a built-in Commodore interface, making it instantly compatible with the C-64, VIC 20, and C-128. Price will be \$299.00.

Star Micronics, Inc., 200 Park Avenue, New York, NY 10166 (phone: 212-986-6770).

**NEW**

**FOR COMMODORE 64 / 128**

**HOME INFORMATION MANAGEMENT SYSTEM**

INTEGRATED HOME DATA MANAGER with WINDOWS, ON SCREEN CALCULATOR, and CALENDAR.  
HOME CHECKBOOK maintains multiple accounts for quick and easy analysis.  
HOME ADDRESSBOOK up to 200 records of mailing data with search and label options.  
HOME INVENTORY provides valuable property information recall and analysis.

AVAILABLE ON DISK ONLY... \$29.95  
CHECK/MONEY ORDER + \$2.00 SHIPPING.  
NEW YORK RESIDENTS ADD SALES TAX.

**VMC SOFTWARE**  
P.O. BOX 326  
CAMBRIA HTS. N.Y. 11411


Reader Service No. 123



# RELEASE THE POWER OF YOUR COMMODORE

**MICRO  
CHECK  
BOOK**

**MICRO  
MAIL**



**“Micro Mail”** is the first dedicated and powerful mailing list designed exclusively for your Commodore 64. It's completely menu driven and loaded with prompts. Some say you don't need instructions, but we included them anyway. “Micro Mail” will add, delete, edit, search, display, print, and sort all your records in a matter of seconds. If you have a need to store and retrieve information, don't be without “Micro Mail.”

**“Micro Checkbook”** is bound to be the standard for other programs to live up to. Like “Micro Mail,” it is dedicated and very powerful. It's completely menu driven and very user friendly. “Micro Checkbook” will add, delete, edit, search, display, print, and sort all records in a matter of seconds as well as store all tax information and balance your statement every month. If your checkbook is a problem (and whose isn't?), “Micro Checkbook” is your permanent cure.

*Available Soon: Micro Calendar, Micro Inventory, Star Trivia and Post Time.*

★ ISLAND ★ DIGITAL ★ CONCEPTS ★

**“Tomorrow's Standards, Today”**

P.O. Box 1758

Staten Island, N.Y. 10314

© 1985 I.D.C. — ALL RIGHTS RESERVED

COMMODORE IS A REGISTERED TRADEMARK OF COMMODORE BUSINESS MACHINES Reader Service No. 168



## TELECOM NEWS

CompuServe subscribers who are members of Commodore user groups may now have unlimited access to the electronic edition of the Academic American Encyclopedia for \$34.95 a year, or 30% off the regular price of \$49.95 (connect charges extra).

Grolier Electronic Publishing, Inc., Dept. NH, 95 Madison Ave., New York, NY 10016 (phone: 212-696-9750).



*Signalman Error-Free: detects errors.*  
**READER SERVICE NO. 138**

Two new products from Anchor Automation:

Designed for small businesses and individuals who want to utilize their microcomputers for mailing services, the Signalman Computer Mailbox



*Signalman Mailbox: stores messages.*  
**READER SERVICE NO. 139**

(\$299) will receive and store incoming messages whether or not the user's computer is online, and provide remote access and message pickup with multilevel password protection. Memory is 64K.

Installed between modem and computer (or dumb terminal), the Signalman Error-Free (\$199) detects and controls errors in asynchronous data communication.

Anchor Automation, Inc., 6913 Valjean Ave., Van Nuys, CA 91406 (phone: 818-997-7758).

CompuTrav, a directory of discount travel and vacations offered by a nationwide network of airlines, hotels, car rental agencies, and the like, offers discounts of up to 60% off regular prices. Charges are \$1 per month plus 20¢ per minute connect time.

CompuTrav, 622 Broadway, New York, NY 10012.

The North American Online Directory 1985 lists 1511 machine-readable databases alphabetically, by 13 subject areas, and by 13 services offered. Price is \$75.00.

R.R. Bowker Company, P.O. Box 1807, Ann Arbor, MI 48106 (phone: 1-800-521-8110).

Georgia OnLine, purportedly the nation's first regional information service, will provide Atlanta area users with information about the local community and services such as electronic mail and home shopping.

Georgia OnLine, Suite 720, Two Piedmont Center, Atlanta, GA 30305 (phone: 404-233-1915).

## TWO INTERFACES

Compatible with all Commodore computers that use the Commodore type serial bus, the Printmaster/+G parallel interface (\$119.95) allows full emulation of a 1525 or 801 printer, including full graphics and graphics characters. Advanced capabilities include the ability to display a disk directory without erasing a BASIC program, or a complete printer interface status. Available is a 16K buffer (\$89.95) which provides faster graphics printing, renumbering and old utilities, and more features.

Omnitronix, P.O. Box 43, Mercer Island, WA 98040 (phone: 206-236-2983).


The Apricord CD (\$69.95) will also allow a host of printers to produce all Commodore graphics characters. Utilizing a single-chip 65C02-compatible microprocessor that has



*Printmaster/+G emulates 1525/801.*  
**READER SERVICE NO. 140**

a wider instruction set than the C-64 itself, it is reportedly the only parallel interface available that can be programmed in 65C02 code (a "superset" of C-64 assembly code).

Apricorn, 7050 Convoy Ct., San Diego, CA 92111 (phone: 619-569-9483).



*Apricorn CD: programmable in 65C02.*  
**READER SERVICE NO. 141**

## FORMULAS SOFTWARE


A program for calculating formulas commonly used in electronics (including Ohm's law, passive components, reactance, and others) is available for \$10.00 from Jack Morrow, 7421 NW 5th Terrace, Oklahoma City, OK 73127 (phone: 405-495-5071 before 1 p.m.).

## ONE MEGABYTE DRIVE

Commodore's SFD (Super Fast Drive) 1001 will have a one megabyte storage capability on a double-sided, double-density format. A utility disk with 64 and 8032 utilities will be included. The drive, contained in a case identical to the 1541's, will retail for \$399.95.

Progressive Peripherals & Software, who will distribute the SFD for Commodore, will also manufacture






**SFD-1001 can store 1M on disk.**  
**READER SERVICE NO. 142**

*Easy-Link*, a serial to IEEE connector necessary to link the C-64 to the drive and other IEEE-488 devices. The unit, which will include its own power supply, will sell for \$99.95.

Progressive Peripherals & Software, 2186 South Holly, Suite 200, Denver, CO 80222 (phone: 303-759-5713).

### TWIN BROTHER

\$300 is a lot to pay for a printhead. But that's what you're doing if you start out with a dot matrix printer and



**Brother HR-10: tractor, 2K buffer.**  
**READER SERVICE NO. 143**

of a document.

Speed is 36 characters per second in daisy wheel mode, 140-160 cps using the nine pin dot matrix printhead. Included are a 3K buffer (expandable to 11 or 19K), and choice of six bit image densities.

Also new from Brother is the HR-10 daisy wheel printer with bidirectional printing, 2K buffer, and tractor feeder. Price is \$349.

Brother International Corporation, 8 Corporate Place, Piscataway, NJ 08854 (phone: 201-981-0300).



**Twinriter 5: combination dot matrix and daisy wheel.**  
**READER SERVICE NO. 144**

later add a cheap daisy wheel—because the printhead is the only real difference. It's always seemed ironic to us, in light of the miracle of the home computer, that no one can make a dual-purpose printer.

While the \$1295 Twinriter 5 from Brother is intended for the small office environment, it is the first printer to feature combination daisy wheel and dot matrix printheads. Mode can be switched by pushbutton or software commands, even in the middle

**NEXT MONTH:** *Scuttlebutt* provides pre-release information on many Commodore-compatible products that will debut at June's Consumer Electronics Show.

### DUAL DISK CATALOGUER

*Masterdual*, like the previously released *Masterdisk*, is a disk catalogue with disk repair utilities. The difference is that *Masterdual* is designed for 4040-format dual disk drives (such as the MSD SD-2).

The price of \$29.95 includes a quick-reference translation card for equivalent hex, ASCII, binary, and decimal values.

Integrated-Software Systems, P.O. Box 1801, Ames, IA 50010 (phone: 515-233-2992).

### 25 PROGRAMS ON DISK

*The Commodore 64 Programmer's Library* includes over 25 utility, home management, and game programs on disk, with two additional disks supplying documentation and a utility for printing your own copies. Price is \$25 postpaid in US and Canada; foreign orders \$35 via international money order.

Baker Enterprises, 15 Windsor Drive, Atco, NJ 08004.

## VIDEOGAMING COLLECTOR'S ITEMS

Collecto Inc. has acquired the remaining copies of the fourteen rarest issues of *Videogaming and Computergaming Illustrated*. As reference tools they are invaluable, and they contain some of the best interviews in the history of the videogaming industry. Plus dazzling original artwork that will knock your socks off. All fourteen issues for only \$15.95 (including postage and handling); outside the U.S. add \$6.00.

**COLLECTO INC.**  
**P.O. BOX 1019**  
**BRYN MAWR, PA 19010**



# ERRATA

**SUBSCRIBE  
TO**

**Ahoy!**

Why pay newsstand prices when you can save almost \$1.00 on each issue? See card between pages 66 and 67 for details.

Because *DSKDU* (May '85) was written on a VIC 20, with its eight extra characters per line, line 2220 was too long to enter on the 64. C-64 users can amend this problem as follows:

```
2220 BY=P+L*4+C/2:HX=CAND1:H1$(0)=HX$(D%
(BY)/16):H1$(1)=HX$(D%(BY)AND15)
2221 C1=INT(C*1.5)
```

In the first installment of *Commodore Roots* (April '85), on page 52, it is stated that in hexadecimal, the letters A-F represent the decimal numbers 11-16 respectively. That should be 10-15. Thanks to Michael R. Whitner of Toledo, Ohio for alerting us to the error.

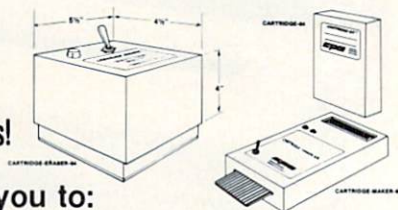
On page 35 of the May '85 issue, the phone number of Epyx is listed incorrectly. The correct number is 408-745-0700.

The *Font Factory*, described on page 7 of our June '85 issue, is available from Micro-W. Distributing, Inc., 1342B Rte. 23, Butler, NJ 07405 (phone: 201-838-9027).

We apologize for any inconvenience caused by the above errors. Remember that mistakes in *Ahoy!* programs and articles are posted on our bulletin board (718-383-8909) as soon as they are spotted.

## CARTRIDGE-MAKER-64™

Create your own COMMODORE-64 Video game and program cartridges!



Easy Menu-Driven instructions allow you to:

- Copy your BASIC or ASSEMBLER programs to cartridge
- Copy from cartridge to cartridge
- Copy your cartridge to diskette or cassette
- Erase and reuse cartridge
- Create Autostart cartridges without the need to be skilled in machine language.

CARTRIDGE-MAKER-64 .....	\$129.00
CARTRIDGE-ERASER .....	\$59.00
CARTRIDGE-64 (16K) .....	\$25.00
CARTRIDGE-MAKER SYSTEM .....	\$189.00

Includes CARTRIDGE-MAKER-64, CARTRIDGE-ERASER, and 1 Blank CARTRIDGE-64 (16K each)

Purchase of 5 Blank  
CARTRIDGE-64's (16K each).. \$115.00

SHIPPING: \$3.00 (If C.O.D., add \$2.00. PA residents add 6% sales tax)  
VISA-MASTERCARD-C.O.D.-CHECK  
DEALER & DISTRIBUTOR INQUIRIES INVITED



**Custom Programming Group, Inc.**  
47-2A Marchwood Road • Exton, PA 19341  
(215) 363-8840

### Also Available from CPG:

6502 Single Board Computer .....	\$389.00
5 Volt Switching Power Supply .....	79.00
8K EPROM's (2764) .....	5.50
16K EPROM's (27128) .....	\$9.95
EPROM sockets .....	0.50
CARTRIDGE-64 Bare Boards .....	12.00
Cartridge Cases .....	3.00
Cartridge Board with Case .....	14.00
6-position DIP Switch .....	2.00
ASYNC-CARTRIDGE-64 (ACIA) .....	59.95
ASYNC-WEDGE-64 (Software) .....	19.95
ADD-A-SOUND-64 .....	29.95
Real-Time Calendar/Clock .....	79.95
Software for COMMODORE-64 .....	Call or write for prices

CARTRIDGE-MAKER-64 & CARTRIDGE-64 are Trademarks of Custom Programming Group, Inc.  
COMMODORE-64 is a registered trademark of Commodore Business Machines, Inc.  
CARTRIDGE-MAKER-64 is not intended for piracy of copyrighted material.

Reader Service No. 159



# Script Analysis

## FOR THE C-64

By Bob Spirko

**I**t's happened to all of us at one time or another. We see someone at a distance and although we cannot make out his features, we recognize him by his walk or his gestures. His body language discloses his personality. The hand, a part of the body, also reveals a person's character, but it has a singular difference—it leaves a tracing of its movement on paper. This tracing can be analyzed to determine personality, the science of which is called handwriting analysis, or graphology. A detailed analysis can take several hours to prepare, but a general analysis can be made simply and easily using *Script Analysis*. More important, you don't have to know a thing about handwriting analysis to use it.

The program will not analyze handwriting, but it will interpret your observations. Don't worry if you don't know what to look for. The program is rife with instructions and examples. I've made extensive use of character graphics to guide you along. All you do is answer the questions and the computer will do the rest.

While the analysis is general and less accurate than an indepth analysis done by a professional graphologist, it will provide you with a personality description of any sample of handwriting that you care to use. It was not feasible to incorporate the hundreds of characteristics that can be interpreted, so I chose a few dozen for their ease of recognition and general acceptance in graphology (opinions vary widely on some interpretations).

In the program, each handwriting characteristic is attributed words that describe personality traits. The program has a vocabulary of 74 words ranging from aesthetic to unreliable. The program compiles all the words or traits that appear in the script, but in the analysis it only lists those that appear more than once. Contradictions may turn up, but this does not necessarily mean the analysis is wrong. It is, for instance, possible to be both careful and careless. A person may be meticulous about writing a program while at the same time he allows his working space to degenerate into disarray!

The sample of handwriting should follow a few rules. For one thing, it must be written on a blank piece of paper; no guidelines may be used. Letter-sized paper is preferred. As for the implement, ball-point pen or pencil is best since pressure cannot be interpreted from a felt-tip pen. Probably the best samples to analyze are from letters, since they are usually written spontaneously.

With your sample on hand, run the program. You'll

first be asked for the filename. Next you'll be asked if it is a new file or if it is to be LOADED. If you press N you'll then be asked if the sample was written by a lefthanded or righthanded person. Answer this and you'll be given the first of fifteen categories, slant. Follow the instructions and then choose the appropriate handwriting characteristic. You'll go through each category this way. Once you've completed all of them, you'll be given a list of the handwriting characteristics that you chose, followed by two lists of personality traits. Dominant Traits are traits that have appeared three or more times, whereas Other Traits have occurred only twice. From there you have the option of sending the file to printer, disk, or tape; or you can elect to begin another analysis. □

SEE PROGRAM LISTING ON PAGE 102

### WORD RUNNER

Word Processing System by N-Systems

Perfect for the first-time user —

- No printer or page set-up required for standard format. Just enter a file name and start typing.
- All editing is done in "normal" text entry mode. No special insert or edit modes.
- Single keystroke commands—no complicated command syntax.
- Fast, efficient machine language operation.

For the advanced user too —

- Move up to six thousand characters of text at one time—even between documents.
- Full screen editing.
- Global Search—Search and Replace.
- Built-in commands for italic, underline, bold-face, double width, superscript and subscript.
- Automatic page numbering.
- Display each page on the screen and edit before printing, or print entire document in continuous stream
- Document length may be up to entire disk.

AND—WORD RUNNER costs ONLY \$44.95!

To order WORD RUNNER, send check or money order to:  
N-Systems • P.O. Box 160 • Steger, IL 60475

(Illinois residents add sales tax)

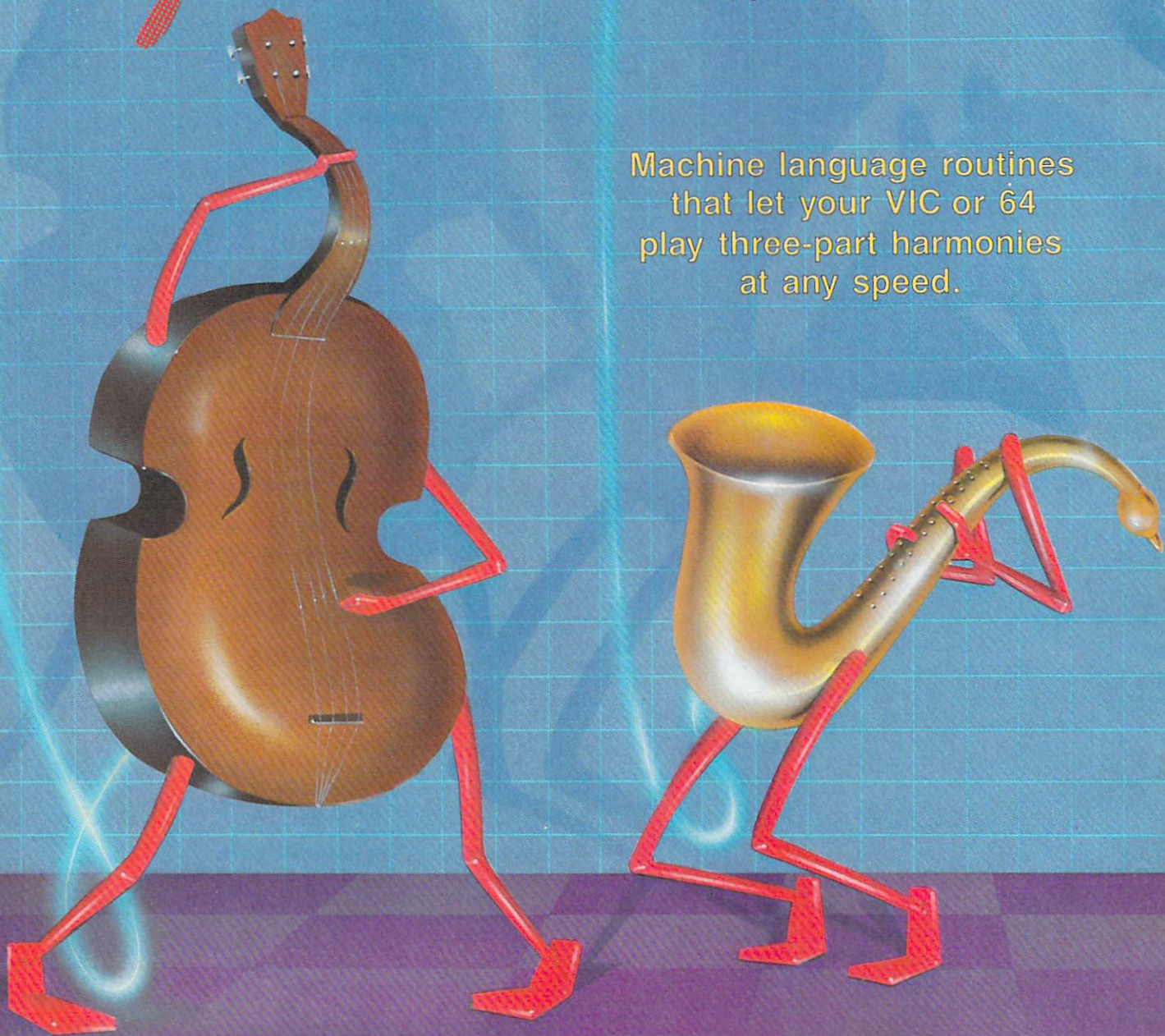
WORD RUNNER is available for Commodore-64 on disk only and will work with Epson, Gemini, Okidata, and Commodore printers.



# Trio Allegretto

FOR VIC AND 64

Machine language routines  
that let your VIC or 64  
play three-part harmonies  
at any speed.





## CREATING YOUR OWN GAMES ON THE VIC AND 64

**W**hen you sit down at the piano, you don't have to be an expert musician. You hit a key and music comes out. If you hit too many keys, and you don't know what you're doing, you can turn it into noise pretty quickly. But the problem then is that you can make sounds too *easily*; you have to practice to get your own fingers under control.

That's because the piano is designed to do one thing and do it well. It translates the pressure of your fingers on the keys into strokes of a hammer against carefully tuned strings. All you have to do is figure out which keys to press.

"Oh, is that *all*, Mr. Card? Then you'll love to sit right down and play this little Chopin Nocturne. And when you've done that, I've got a Debussy, a Satie, and a charming little Mozart piece you'll be glad to diddle out for us."

No, I'm not saying it's easy. I'm just saying it's a heck of a lot easier than if you had to hold five or six hammers and hit the strings yourself!


Now, the VIC and Commodore 64 are not as conveniently designed as a piano. For one thing, the keyboard is designed with alphabetics, not harmonics, in mind. For another, the BASIC language completely ignores music in both computers—you have to use machine language or POKES to produce the sounds. Even more limiting is the fact that you can never have more than three musical notes playing at the same time in either machine.

So you'll be delighted to know that this issue of *Ahoy!* includes machine language routines that you can embed in your own programs to play music that your program loads into BASIC strings. Mind you, unless you want to play nothing but the three songs I've included here as examples, you're going to have to do some calculating, and to make it work with your own program you'll have to do some programming, too. But these routines will allow you to play music as fast as you want to—too fast to hear, in fact—and using all three voices on either computer.

### THE SHAPE OF THE SOUND

Even more important is the fact that both programs let you design the *shape* of the sound. This was fairly easy on the 64, since the SID chip was designed to allow sound "shaping;" it was much trickier on the VIC, and the results were far less effective, because the computer wasn't designed with sound shapes in mind.


James Regan



By Orson Scott Card



EXPAND IT



NOW  
FOR YOUR  
COMMODORE 64

EXPAND YOUR COMMODORE 64™ WITH  
NAVARONE'S NEW CARTRIDGE EXPANDER

Plug in up to three cartridges at a time.  
Select the program you want. Even reset  
the computer independently of the  
power switch.

- Reduces cartridge swapping
- Built in reset button
- Saves wear & tear



**NOW ONLY**  
**\$24.95**

**NAVARONE INDUSTRIES, Inc.**  
19968 El Ray Lane  
Sonora, California 95370  
Phone: (209) 533-8349

\*Commodore 64 is a trademark of Commodore Electronics, LTD. respectively. This product is manufactured by Navarone Industries for use on the Commodore 64 computer and is not made, sponsored, authorized or approved by Commodore Electronics, LTD.

Reader Service No. 172



Before you can effectively use these routines, though, you need to know something about sound.

The sound produced by a musical instrument does not have the same volume all the way through the note. For instance, a gong begins very loudly and then slowly fades away; a bowed violin begins much less sharply, but sustains its tone fairly loudly while it is still being played. A piano sound begins sharply, fades off rapidly to a lower sustain level, until the key or the pedal is released; then the note continues to "ring" until it fades to nothing.

The way that the volume varies during the sounding of the note is called the "sound envelope." The speed at which the sound rises from silence to the loudest volume is the "attack." The speed at which the sound then falls off after the attack is called the "decay." The volume that the sound stays at as long as the note is held is called the "sustain." And the speed at which the sound drops back to silence after the note stops being played is called the "release."

Notice that attack, decay, and release are all *speeds*—how fast the volume changes from soft to loud or loud to soft. Sustain is a volume control. The initial attack always takes the note to the maximum volume; the sustain is the fraction of that volume that the note has during the time it is held.

### DOING ENVELOPES ON THE 64

A computer doesn't have to fuss with sound envelopes. You can simply switch on the note and it will continue to play that note until you switch it off. However, this makes for boring, mechanical sounding music.

So the designers of the Commodore 64 put the sound envelope entirely within your control. Each of the three musical voices has a separately controlled sound envelope, so that you can have the illusion of three different musical instruments playing at once.

Each of the three voices has four four-bit envelope control registers. Each four-bit register controls one of the envelope parameters—attack, decay, sustain, or release. Since four bits can hold any number from 0 to 15, the attack, decay, sustain, and release are all expressed as numbers from 0 to 15.

In the case of attack, decay, and release, the number represents speed: 0 is the fastest, and 15 the slowest. In the case of sustain, the number represents volume: 0 is silence, and 15 is maximum volume.

These four four-bit registers use up a total of 16 bits. Since they are read from ordinary eight-bit memory locations, those 16 bits are carried in only two memory locations for each voice. The first byte of each pair controls attack and decay; the second byte controls sustain and release. For voice 1, the registers are at locations 54277 and 54278; for voice 2, 54284 and 54285; for voice 3, 54291 and 54292.

If you POKE (or, in machine language, STA) these values into those locations, you have to change them a bit. Let's say you have a fairly sharp attack of 2, a gentle decay of 7, a low sustain of 5, and a slow release of 14,

## When it comes to Commodore, Commodore users come to us!

• REPAIRS?  
We are an Authorized  
Commodore Repair Center.

• CATALOG?  
Ours is FREE upon  
written request!

**NEW C-128!!!**  
Call for pricing,  
availability & software.



### DISK DRIVES

Commodore 1541 . . . . . Call Phonemark Datasette . \$29  
Commodore 1571/72 . . . . . Call Epyx Fast Load . . . . . \$27  
Indus GT . . . . . Call

### MONITORS

Commodore 1702/1902 . Call Teknika MJ22 (RGB) . \$249  
Teknika MJ10 . . . . . 189  
Zenith ZVM Gr/Amb . \$89/99



### SG10 PRINTER

2K Buffer  
NLQ Mode **CALL!**

We stock a complete selection of replacement ribbons at the lowest possible prices, call us.

### PRINTERS

Comrex CR220 Identical to  
MPS 801 . . . . . \$129 Powertype Daisywheel 18 CPS  
with Cardco B . . . . . \$354  
DPS 1101 Daisywheel  
Direct Connect to C64 . . . . . Call Riteman C+ . . . . . Call  
Commodore MPS 802 . Call MW-350 Interface . . . . . Call  
Okidata 182 . . . . . Call

### ACCESSORIES

Com Cool Drive Fan . . . . . \$49 Power Pak . . . . . \$27  
Com Cool Plus w/ surge . . . . . 69 Surge Protector 4-Plug . . . . . 25  
• SPECIAL • Xidex Diskettes SS/DD \$10.95 • SPECIAL •

### BLACK NAUGAHYDE COVERS

C-64 or 1541 Drive . . . ea. \$5 1702 Monitor . . . . . \$10  
MSD Drives 1/2 . . . . . 5/6 1525/MPS 801 . . . . . 7  
Gemini 10X . . . . . 9 1526/MPS 802 . . . . . 8

COMPUSERVE STARTER  
KIT & VIDTEX . . Both for **39.95**

### MODEMS

Commodore 1670 1200 Baud Call  
Commodore 1660 . . . . . \$59  
Westridge 6420 . . . . . Call  
Mighty Mo . . . . . Call  
VIP Terminal . . . . . Call



### DATABASE MANAGERS

The Consultant . . . . . \$59 PFS:File . . . . . \$59  
Super Base 64 . . . . . 49 PFS:Report . . . . . 49  
The Manager . . . . . 35

### WORD PROCESSORS

Paper Clip/& speller \$55/69 Easy Script . . . . . \$35  
Fleet System 2 . . . . . Call Easy Spell . . . . . 17

### ACCOUNTING

Commodore GL/AP/AR/INV/PR . . . . . each \$34  
Peachtree GL/AP/AR . . . . . system \$139

MOST ORDERS SHIPPED WITHIN 48 HOURS! Advertised prices are for bank check or money order. VISA/MC orders add 3.5%. NO C.O.D. ORDERS. Personal or company checks delay orders 21 days. All sales are final—defective merchandise exchanged for same product only. Call for return authorization number. All returned products are subject to a restocking fee unless they are defective and returned for exact exchange. Add 3% for shipping (\$2.50 min.) Please call for shipping on monitors. Ohio residents add 5.5% sales tax.

HOURS: MONDAY-FRIDAY 10 AM to 7 PM • SATURDAY 10 AM to 5 PM

ORDER **800-638-2617** Prices & availability  
LINE: subject to change.

INFORMATION & IN OHIO 216/758-0009

# DIG BYTES

1301 BOARDMAN-POLAND ROAD POLAND, OHIO 44514  
Reader Service No. 158



and you want this envelope to be played by voice 1. First, you multiply the attack by 16 ( $16*2=32$ ) and then add it or OR it (in ML, ORA it) with the decay value of 7. The resulting number, 39, is POKEd (or STAed) into location 54277. Then you multiply the sustain by 16 ( $16*5=80$ ) and add it or OR it with the release value of 14. The resulting number, 94, is POKEd (or STAed) into location 54278.

Once that envelope is set for voice 1, every new note that you "gate" on—POKE 54276,(PEEK(54276)AND 254)OR 1—will use that same attack, decay, and sustain, and will keep playing the note at the sustain volume until you "gate" it off—POKE 54276, PEEK(54276)AND 254.

The 64 sound program, *Song Maker*, does all the calculating for you. All you have to do is set the individual attack, decay, sustain, and release values for each of the three voices in lines 9010, 9020, 9030, and 9040. AK%( ) is set to the attack for each voice; DY%( ) is set to the decay for each voice; and so on.

### FAKING IT ON THE VIC

The VIC does *not* have separate envelope controls for the three sound generators, so the machine language routine has to fake the effect by changing the volume control at location 36879. Because all three voices are controlled by the same volume instruction, the three voices all have to have the same envelope. This does not mean, however, that they will *sound* the same. This is because

each of the three voices has a different waveform, or tone quality (see below).

The *VIC Music* program has two sound routines. The BASIC statements from line 9010 to 9039 put the sound envelope routine in memory locations 663 to 767. The machine language commands contained in lines 9011, 9016, and 9025 contain subroutines that execute delays for varying lengths of time, ranging from milliseconds to the duration of an individual note.

The rest of the machine language routine executes as follows:

Line 9030: this subroutine is used constantly to set the volume register to the desired level. It reads the old value at location 36878, ANDs it with 240 to wipe out the old volume level, ORAs it with the current volume (which is maintained by another routine in location 150), and STAs it at 36878.

(If you aren't familiar with how this is done in machine language, here is a detailed explanation of each number in the routine:

173 is the command LDA (absolute), which means "pick up into the accumulator whatever number is found at the memory location described in the next two bytes."

14 is the low byte of the address of the memory location.

144 is the high byte, or page number, of the address. To find the decimal equivalent, you would use  $144*156 + 14$ , which is 36878. To go the other direction, from 36878 to low byte (LB), high byte (HB) form, you would use  $HB=INT(36878/256); LB=36878-(256*HB)$ .

41 is the machine language command AND (immediate), which means "perform a bitwise AND operation between the number now in the accumulator and the number that immediately follows this instruction."

240 is the next number. It is ANDed with the number now in the accumulator, which we picked up a moment ago from location 36878. (This operation has the effect of zeroing out the volume-control bits, without disturbing the four bits at that location that have nothing to do with sound.) The result of this AND operation is put back in the accumulator.

5 is the command ORA (zero page), which means "perform a bitwise OR operation between the number now in the accumulator and the number found at the zero-page location described by the next byte."

150 is the address of the location where other routines store the number that they want used for the volume. Since the command 5 specified that this would be a zero-page address, the high byte of the address is assumed to be 0 and doesn't have to be stated. (This operation has the effect of combining the new volume value with the unchanged high byte of the original number at location 36878.) The result of this ORA operation is put back in the accumulator.

141 is the command STA (absolute), meaning "take the number in the accumulator and store it at the memory location specified by the next two bytes." It's the reverse of the LDA (absolute) command.

14 is the low byte again.

144 is, again, the high byte of address 36878.

96 is the command RTS, which means "return from this subroutine." The computer immediately jumps back to the next instruction after the JSR (address) instruction that invoked this subroutine in the first place.

For obvious reasons, we won't go into this kind of detail with the rest of the machine language routines included here.)

Line 9035: gradually bring the volume from 0 to 15, pausing between each increment of the volume for the amount of time specified by the attack value at location 659 (low byte 147, high byte 2).

### Make your C-64 or VIC versatile with:

#### Custom Character Sets: CHARED for the C-64

##### Features:

- Menu Driven with full screen display
- Save and Load Character Sets
- Use with Multi-color Mode
- Built-in Utilities for reverse, copy and boldface characters
- Use with BASIC or ML
- Create Fonts or Game Graphics
- Keyboard or Joystick Input
- Cut and Paste Feature
- Specify CHARED

##### Sports:

Mr. GOLF for C-64

##### Features:

- Course design and game programs
- Trees, Sandtraps, user designed Greens
- Built-in Adjustable Pin Placement
- Hi-Res ML Graphics for speed
- 18 hole course included
- Unlimited number of Courses
- Slice and Hook around Obstacles
- Specify Mr. GOLF (joystick required)

#### Word Processing: TexED for the C-64 and VIC-20

##### Features:

- Document editing: Create, modify, save tape and disk SEQuential data files
- Line image Editor using simple commands
- Full Screen Editor
- Print command with indentation and margin control
- Complete User's Guide included
- Specify: TexED for C-64, TexED20 for VIC-20 with 16K expansion

##### Graphics:

PLOTVIC8 Hi-Res Graphics Kit for the VIC-20

##### Features:

- Menu Driven with Full Screen Display
- Keyboard or Lightpen Input
- Basic Geometry (point, line, ellipse) element-color selection, 3-D
- Screen to printer or plotter (Hi-Res)
- Functions stand alone for use with personal programming (BASIC)
- User's Guide-illustrated graphics tutorial and technical explanations
- Specify PLOTVIC8 (requires 8K+)



P.O. Box 2673  
Ann Arbor, MI 48106 USA

Mail completed form to APCAD P.O. Box 2673 Ann Arbor, MI 48106 USA. Send check for \$ 19.95 (U.S.) for tape, \$22.95 disk, or \$34.95 for two (\$39.95 disk). S & H included.

Name: \_\_\_\_\_ Specify: \_\_\_\_\_ CHARED  
Address: \_\_\_\_\_ Mr. GOLF  
City/State/Zip: \_\_\_\_\_ TexED  
Credit Cards also accepted: \_\_\_\_\_ TexED20  
 VISA  MC  AMEX \_\_\_\_\_ PLOTVIC8  
Acct. No. \_\_\_\_\_ Expir. Date: \_\_\_\_\_ Signature: \_\_\_\_\_



Fly the unfriendly skies.



3D, scrolling flight simulation w. air-air & air-ground combat.

On-board computer, working gauges & 3 weapon systems.

3 skill levels, 15 scenarios, long-playing strategic depth.

You're in the cockpit of a dream machine—a bad dream for the poor sap whose tail you're waxing. You stick a silver bird up his exhaust and wince as he blossoms into fire. And then you rain down like pestilence upon the grunts in the tanks.

Skyfox. It's the fastest-selling EA

game in history. It has the most awesome, high-speed animation you've ever seen on your computer. It's played to rave reviews in every magazine. And it's yours—at your retailer—or direct from EA at (800) 227-6703 with a 14-day satisfaction or money-back guarantee.

# SKYFOX™

from ELECTRONIC ARTS™



**ORDERING INFORMATION & MACHINE AVAILABILITY:** Visit your retailer or call (800) 227-6703 (in CA call (800) 632-7979) for VISA or MasterCard orders. To purchase by mail, send check or money order to Electronic Arts, P.O. Box 306, Half Moon Bay, CA 94019. Add \$3 for insured shipping & handling. Indicate machine version desired. Allow 1-4 weeks for delivery. Apple II family available now at \$39.95. C-64 available now at \$34.95. For a copy of our complete catalogue and direct order form, send 50¢ and a stamped, self-addressed envelope to Electronic Arts, 2755 Campus Drive, San Mateo, CA 94403.



Line 9036: pause for a moment at peak volume.

Line 9037: gradually bring the volume down from 15 to the sustain value specified at location 661, pausing between each decrement of the volume for the amount of time specified by the decay value at location 660.

Line 9038: wait for the amount of time specified by the duration value stored at zero-page location 149 (another routine puts this number here), combined with the basic tempo set at location 170.

Line 9039: gradually bring the volume down from the sustain value to 0, pausing between each decrement of the volume for the amount of time specified by the release value at location 662. The volume is now zero, the note is finished, so return from this routine to the program that called it.

This is perhaps more detail than you wanted, but it does show you how a sound envelope is created. None of this is necessary in the 64, because the SID chip does all this automatically (and, I might add, much more smoothly and effectively); furthermore, the volume of all the notes is changed at once.

### THE QUALITY OF THE TONE

The quality of a sustained note comes from the shape of the sound wave. The ringing tone of a gong comes from a very different sound wave than the blare of a trumpet, and a violin makes an altogether different tone. Note

that this is not related to the sound envelope. A piano string, for instance, produces the same sound wave if it is plucked or if it is hammered, since the identical string is vibrating—but the sound envelope, the way the sound volume happens, is very different.

The 64 lets you choose one of three different musical waveforms for each voice. This waveform is selected by turning on bits at the control register (voice 1, location 54276; voice 2, 54283; voice 3, 54290). Remember that bit 0 of this location is the gate control—if bit 0 is a 1, the sound begins; if it is 0, the sound is released.

Bits 1 through 3 control sophisticated modifications of the tone quality that I won't attempt to explain here. (I've always found it somewhat harder to explain to other people things I don't understand myself.)

Bit 4 selects the *triangle* waveform. (Add 16 to the gate number.)

Bit 5 selects the *sawtooth* waveform. (Add 32 to the gate number.)

Bit 6 selects the *pulse* waveform. (Add 64 to the gate number.)

Bit 7 selects the *random noise* waveform. (Add 128 to the gate number. This is not used to produce melody or harmony.)

Now, I could spend a long time trying to tell you what the different waveforms sound like, but the truth is you'll only know what they sound like by trying them yourself.

## Dreams CAN come true!


Back in June of 1983, Kelvin Lacy had a dream. He dreamed of creating one integrated program that would include a spreadsheet, business graphics and a database. A program with the power of Lotus 1-2-3. On the Commodore 64. People laughed! He had just finished OmniWriter, to be marketed by HESWARE. Ignoring the skeptical, he started on VIZASTAR.

Now, after 15 months, his dream has come true. VIZASTAR has a full-featured spreadsheet, as good as Multiplan. But much faster—faster than many spreadsheets on the IBM PC! It is written 100% in 6502 machine language code and is ALWAYS in memory. It is menu-driven, using the latest techniques in user-friendliness. It is compatible with virtually all printers and word processors. Up to 9 windows can be open simultaneously, anywhere. Remarkably, 10K of memory is available for spreadsheet use.

The database is equally impressive. Create file layouts by simply painting a picture of the layout on up to 9 screens, showing where a field starts and ends; VIZASTAR does the rest.

Imagine the power of a spreadsheet integrated with a database. Now add graphics — bar, line, and multi-color pie and 3-D "skyscraper" graphs. You could access a customer's profile in the database, transfer the data to the worksheet, and let it calculate discounts, sales tax etc. and then transfer the updated data back to the database. Open up a window anywhere and display a graph of your data, instantly. This integration is the key to VIZASTAR's power—the **first and only** program of this kind on the C-64. All commands can be automated, so you can "program" your own applications and run them with one keystroke.

Trademarks: Lotus 1-2-3/Lotus Development. Commodore 64/Commodore Electronics Ltd. Multiplan/Microsoft.



Actual screen dump printed by VIZASTAR

VIZASTAR includes a cartridge, a 1541 diskette with a backup, reference and tutorial manuals. VIZASTAR is ONLY \$119.97. We are so positive you will be delighted with VIZASTAR that we offer a **15day money-back** guarantee. Try it risk-free! Compare VIZASTAR with any other spreadsheet or database.

So order today. Call or send a check or Money Order. Calif. residents add 6.5% sales tax. MC/VISA accepted. Add P&H: UPS—\$3; COD, Canada—\$6

**SOLID STATE SOFTWARE**

1125 E. Hillsdale Blvd., Suite 104  
Foster City, CA 94404-1609  
(415) 341-5606

Dealer Inquiries Welcome



In the 64 program, just change the values at line 9070 to select the waveform for each voice. You *can* combine the waveforms—that is, add both 32 and 64 or 16 and 32 or all three—but the result is less than thrilling.

However, you must choose at least *one* of the waveforms, or no sound will be produced. So the number you POKE in to gate the sound on will be *waveform + 1*; to gate the sound off, you can POKE a simple 0 or POKE in *waveform + 0*.

The pulse waveform is even more complicated than the others, because it can have different widths, which are controlled by the two memory locations just before the gate/waveform control register for each voice. The first of these bytes can use a value from 0 to 255; the second byte from 0 to 15.

### WAVEFORM AND PITCH ON THE VIC

The VIC also allows you to choose different waveforms, but only by choosing the particular voice that has that waveform. When you choose to play voice 1, at 36874, you automatically get a low sawtooth waveform. Voice 2, at 36875, has a medium pulse waveform. Voice 3, at 36876, has a higher pulse waveform.

You use these registers to select the pitch—and to turn the voice on and off. The pitch is a value from 0 to 127. The pitches are exactly one octave different from voice to voice. That is, if you POKE the value 67 into register 36874, it will produce a C; if you POKE 67 into location 36875, it will also produce a C, but it will be an octave higher; a 67 stored in location 36876 will produce a C an octave higher still.

Whatever pitch you choose must be added to 128 to produce the actual sound, since 128 activates the on-off switch in each register. So to play that C in any of the three voices, you have to POKE *register, pitch + 128*.

The pitches are as follows:

7	67	97	112	C (B-sharp)
15	71	99	113	D-flat (C-sharp)
19	73	100		D
23	75	101		E-flat (D-sharp)
31	79	103		E (F-flat)
35	81	104		F (E-sharp)
39	84	105		G-flat (F-sharp)
47	87	107		G
51	89	108		A-flat (G-sharp)
55	91	109		A
59	93	110		B-flat (A-sharp)
63	95	111		B (C-flat)

To play each note, add it to 128 and POKE it into the register of your choice. To turn off the note, POKE a 0 into the same register.

### HOW TO PUT MELODIES INTO THE 64

The program *Song Maker* uses exactly the same system of entering melodies in last month's program. To review briefly, the music is entered in strings starting at line 9500. The MDS( ) string contains the duration of each note of the phrase, expressed as a number from 0 to 9. (You can determine the actual length of each duration value at lines 9100-9105.)

The MES( ) string contains the pitches for each note

## Make Your Home Secure and Energywise ...with Genesis Home Control Products

At Genesis Computer we produce a complete line of home security and energy management products. They combine with your Commodore 64 to make your home safer and more energy efficient while increasing your personal convenience.

The Genesis VIconroller allows you to control up to 256 lights and appliances throughout your home using standard BSR receiver modules. With the included software, you can create daily and weekly control schedules.

Your system can be expanded by adding Genesis' COMsense input device, Super Schedule Plus software, and available sensors. Commands can then be issued in response to on/off inputs such as the opening of a door or analog inputs such as a change in light level. By adding COMclock, a crystal controlled clock/calendar, your system will have an accurate, battery backed-up time base. COMclock's Autoboot ROM acts as a failsafe restart for the system in the event of a power failure.



Sold separately the VIconroller, COMsense and COMclock sell for \$69.95 each and the Super Schedule Plus software sells for \$19.95. All four products are available together in our HOME CONTROL PACKAGE for only \$199.95.

Call 215-861-0850 to order direct or contact your local dealer.

**Genesis Computer Corp. • P.O. Box 152 • Hellertown, PA 18055**



in the phrase, expressed as alphabetic characters from A to G. These correspond exactly to the notes of the musical scale. To "sharp" a note, press SHIFT and the desired letter (C-sharp is SHIFT-C); to "flat" a note, press COMMODORE and the desired letter (B-flat is COMMODORE-B). To silence the voice (a musical rest or tacet), enter the @ symbol.

The MV\$( ) string selects which octave the note should be played in. It is a value from 0 to 6. You only need to enter a number when the octave changes; as long as the melody is in the same octave, just enter a space. All the strings for the same phrase must be exactly the same length.

The program *Summertime* shows all the lines that need to be changed to enter a different melody. Once you have typed in and saved *Song Maker*, delete all the lines between 9500 and 9890 and then type in all the lines shown with *Summertime*. The program will now play a different melody with different waveforms and envelopes. With this song, all three voices play the same pitch every time, but with different waveforms and envelopes; the combination can be surprisingly effective.

The *Song Maker* program's chief value is that it translates standard musical notes to the numeric form the 64 can use. However, it is very time-consuming during the setup. The program provides three ways for you to get the pitch value to use directly in the program that you're creating.

First, the program will display each note's duration and pitch values on the screen, if you select the P option (press N to stop it from printing each note).

Second, the program will save the entire song on disk in the file you name in line 200. Third, the program will rewrite itself if you select the MAKE DATA option. Make sure, however, that you have already SAVED a version of the program with your new melody on it, because the MAKE DATA option destroys all the lines in which you entered the melody using musical notes.

**VITAL NOTE:** no matter what else you do with this program, the variable F\$ must be the very first variable assigned in your program. This is because the machine language routine takes the current note information directly from the very first variable in the variable table, which must be a string, and must contain the pitches of the notes for all three voices in order.

### HOW TO PUT MELODIES INTO THE VIC

To use the program *VIC Music*, you can't use musical notation; you'll have to calculate the pitches yourself, using the table printed above. Your routine for entering the melody should be placed at line 9100. The variable SL must be set to the total number of notes in the melody. Then you must assign the duration of each note to the string MD\$ and the pitches for each voice to the strings M1\$, M2\$, and M3\$.

**VITAL NOTE:** it is absolutely essential that MD\$, M1\$, M2\$, and M3\$ be the first four variables mentioned in your program, in that order, because the machine language routine reads those string variables from the start of the variable table. Also, all four strings must contain exactly the same number of characters.

Notice that the melody included with this program assigns all the notes exactly the same duration. It could just as easily have read all the durations from a DATA statement, just as it now reads all the pitches. Also, notice that only M3\$ is assigned its pitches from the DATA statements. M2\$ and M1\$ are then set to be the same as M3\$. (Since M3\$ has the highest voice, it will probably be most useful as the melody.)

Any pitch value from 0 to 127 will cause a note to be played, since it will be added to 128. If you want a note to be a rest or tacet, put it in the DATA statement as 128 or greater, since line 9110 converts any DATA value above 127 to 0, which shuts off the sound of that voice until the next note.

Half the fun, however, will come from your own experiments. Enter your own melodies and change the envelopes to see what happens.

(Note: If your program performs any cassette, disk, or RS232 operations after the sound routines are set up, they will have to be set up again, since the ML routines will be wiped out.)

That's enough for this month. Next month we'll finish with sound by playing around with sound effects for the VIC and 64. Then we can get back to something we can see.  **SEE PROGRAM LISTINGS ON PAGE 90**

# FREE CALL BULLETIN BOARD

ph (601) 328-9491\*

## GET A FREE DISPLAY PROGRAM WITH PICTURE



⇒ **CADPIC**  **\$79.95**

PAINT WITH KEYBOARD. CAMERA OPTIC. STICK. GRAPHIC TABLET USE FOR ADVERTISEMENT DESIGN. COLOR. CLUB. MAG. PORTRAIT & LANDSCAPE. CRAFTS. TEACHING. C.A.D. CRAFT TILING.

⇒ **PICTUREDISKS** **\$24.95**

WITH DISPLAY PROGRAM AND OVER 40 DETAILED COLOR IMAGES OR IMAGES INCLUDING: MOUNTAINS, RACING & SPORTS CARS OR WWI WW2 & MODERN AIRCRAFT. ALL USABLE WITH CADPIC.

# ACE SOFTWARE

P.O. BOX 9332 COLUMBUS, MS 39705

\* 7 (2PM EST) 7 DAYS WEEK. AUTO ANSWER. (C) 1988 BY ACE SOFTWARE. 300 BARD RD. BARTON (THIS AD DRAWN AND PRINTED WITH CADPIC)

Reader Service No. 114



**M**

ost of us are well aware of the two types of memory inside our computers. We can hardly miss the significance of random-access memory (RAM), as the term is a prime selling point for most manufacturers. The C-64 has 64 kilobytes of the stuff, which is used for the temporary storage of programs and data. The VIC 20 comes with only five kilobytes of RAM, with provisions for adding up to 35 kilobytes externally. Actually, both the C-64 and the VIC 20 have an additional 1,024 nibbles of RAM (a nibble is four bits, or half a byte) which is used for the screen color map. In the C-64, these nibbles share the address space at \$D800-\$DBFF (55296-56319) with the character ROM and the system RAM.

Read-only memory (ROM) is not as well known to most users, since it plays a much smaller part in most promotional literature. Yet it is the programs in this permanent storage which give the computer its built-in personality. Both the VIC 20 and the C-64 are equipped with 20 kilobytes of ROM. The machine language programs which make up BASIC 2.0 and the operating system require 16 kilobytes of ROM. The remaining four kilobytes store the patterns for the Commodore character set. Without this permanent storage, the computer would be about as useful as a doorstop when first turned on.

Early users of microcomputers were not nearly as fortunate. In those bygone days of yesteryear (the early 70's) the personal computer had to be initially programmed by hand via a series of switches. This would usually allow for the loading of several hundred bytes of additional code, usually stored on a punched paper tape. This had to be done every time the computer was turned on. By the mid 70's things had improved somewhat. ROMs storing as much as 256 bytes had dropped in price to the point where a serious hobbyist could afford them. There was even talk of one kilobyte chips. As we shall shortly see, we have come a long way.

# PROM PROGRAMMING MADE EASY

**A Guide to Permanent  
Program Storage in  
Read Only Memory**

**By Morton Kevelson**

---

---

## **PROGRAMMING YOUR OWN**

Several types of ROM are presently available. The kind that come in the VIC 20 and the C-64 are the mask programmable variety. These are used because of their extremely low cost (pennies per chip) in mass production quantities. For small users or hobbyists they are of little interest, as the initial setup costs are very high. The most popular type for individual users are the erasable programmable read-only memories (EPROMs). These have always been considered essential tools by serious computer hobbyists.

The Commodore PET series of computers were even equipped with several empty chip sockets for the express purpose of installing additional ROM. In fact, these machines were not intended to have more than 32 kilobytes of RAM. Some quirks in the VIC 20 and C-64 operating system are relics from these forerunner machines. A notable example is the inability to perform a memory dump to tape from addresses above \$7FFF (32767).

The designs of the VIC 20 and the C-64 have placed less emphasis on personalized PROM programming. This is in spite of the fact that both machines have provisions for considerable software on plug-in ROM cartridges. Nevertheless, supporting products for PROM programming have always been available for both computers. Those so inclined can readily avail themselves of this fascinating and useful technology. The state of the art is such that we feel at the very least every user group should consider acquiring the hardware for the convenience of their members.

Burning a ROM once referred to the process of placing a program into permanent memory. ROMs are no longer burned. This term is a hold-over from the early days when some varieties of memory were programmed by literally burning open selected fusible links. This crude process has been replaced by the floating-gate avalanche-injection metal-oxide semiconductor transistor (FAMOS). These are specially fabricated field-effect transistors which



have the ability to store a minute electrical charge. In the discharged state the transistor looks like an open switch. This represents a binary one. When the charge has been placed, the switch is effectively closed to represent a binary zero. An EPROM chip is actually an organized conglomeration of these devices on a tiny bit of silicon.

## HOW THEY WORK

A factory fresh PROM is completely discharged. In this state all the bits contain a one. If you were to examine an unprogrammed PROM you would find that each byte contains the value of \$FF (256). The programming process consists of three steps. First, the proper address is selected. Second, the information to be stored is placed on the data lines. Finally, a high programming voltage (usually 24 volts) is placed on the programming pin. This voltage has to be very carefully controlled. If it is applied for too long, damage to the chip may result. If it is applied for not long enough, insufficient charge will be deposited and the stored information will be unstable.

EPROMs have one other characteristic which makes them so desirable as a development tool. Once the data has been properly programmed it is quite permanent, with a storage lifetime of many years. However, under the proper conditions, the data can be removed and the EPROM may be reused. In fact, with proper handling, there is no limitation on the number of times this cycle may be repeated. The EPROM is erased by illuminating the cells with ultraviolet light of a particular wavelength (2537 angstroms to be exact). A quartz window is thoughtfully provided on the chip package for this very purpose.

A PROM programmer is a specialized device designed to generate the necessary addresses, data, and programming voltages. A properly designed programmer will include enough built-in flexibility to handle a variety of EPROM types.

## THE EPROM FLAVORS

EPROMs come in a variety of con-

figurations. The most popular nowadays are the 2700 series, where the memory cells are arranged in an array which is eight bits or one byte wide (that is, addressing a single location returns a full byte of data). In contrast, the RAM chips in the C-64 are set up as a single bit per address. It takes eight chips in parallel to make up a single byte.

Memory chip capacities are specified in bits, not bytes. Thus, to obtain the chip's byte capacity, you have to divide by eight. The last two digits of the chip number represent the chip capacity in kilobits. For example, a 2764 contains 65,536 bits of storage capacity organized as eight kilobytes. Incidentally, the 2764 happens to be the most popular PROM chip for hobbyists as of this writing. It offers the lowest cost per bit among the available chip sizes. It also happens to be the capacity of the ROM chips used by the VIC 20, the C-64, and the 1541 disk drive for their operating systems. The 27128 is not far behind in a direct cost comparison. Its desirability hinges on placing 16 kilobytes of storage in a single socket. The 27256 (32 kilobytes) is also reasonably priced if you need the capacity. The 27512 (64 kilobyte) holds a whopping half a million bits of data. As of this writing, it is still priced beyond most hobbyists at several hundred dollars. However, we are all aware that prices in the semiconductor industry tend to drop rapidly as time goes on.

The user should also be aware of the number of pins required for the different chips. The ROMs in the VIC 20 and the C-64 are in a 24-pin package. All the chips mentioned above come in a 28-pin package. The manufacturers have made the pin layouts very similar, so that an adapter can be easily constructed. A 24-pin variety of the eight kilobyte EPROM is available. The model MCM68764 from Motorola fills the bill at a price which is currently five to six times as high as the 28-pin 2764.

When shopping for chips, keep in mind the other factors that affect price. These are primarily speed and power consumption. Given the slow

clock speed of the C-64, the former is generally not a problem. Unless you plan on assembling some large memory arrays, the power consumption is not significant either.

## ADDING MEMORY TO THE C-64

The Commodore 64 was specifically designed to allow for considerable memory expansion. This may seem a bit odd in light of the multiple memory layers which already fill parts of the computer's memory space. Nevertheless, every time a cartridge is plugged into the expansion port, memory is added to the computer.

For most game cartridges, this memory amounts to another eight or sixteen kilobytes of program on ROM. Generally, these cartridges are not true memory expansions. What actually occurs is a replacement of internal RAM and ROM by what is contained in the external cartridge. Most cartridges utilize only a small portion of the existing RAM. Thus a game cartridge can best be considered as turning the C-64 into a dedicated game machine while it is in place.

Some cartridges add to the C-64 memory resources. The Super Expander cartridge from Commodore contains eight kilobytes of ROM. When it's installed, the BASIC of the C-64 is enhanced by a set of graphics and sound commands. At the same time, eight kilobytes of BASIC RAM is hidden under the external ROM reducing available program space. The Super Expander cartridge does not waste this hidden RAM. It is utilized for the bit mapped graphics associated with the added BASIC commands.

Perhaps the most ambitious expansion of C-64 memory to date in a finished product is implemented by the Comal 2.0 cartridge. This contains the latest version of the Comal language on 64 kilobytes of ROM. As if this was not enough, an empty socket is provided on the board for an additional chip with a capacity for up to another 32 kilobytes.

The all-time prize for user expansion goes to the Jason-Ranheim Com-



pany, who make an eight-socket board which can accommodate up to 256 kilobytes of external ROM. Memory expansion need not be restricted to ROM. Additional RAM can be added to the expansion port. This is just the approach taken by the R. J. Brachman Co. with their CBUS II cartridge. We will be looking at both products later in this article.

## HOW IT IS DONE

The designers of the Commodore 64 provided for all this expansion by building considerable flexibility into the cartridge port. To actually see how this is done, we will have to dig a little deeper. There are two primary devices which control the memory configuration of the C-64.

The first is a six-line I/O port built into the 6510 microprocessor. The internal hardware of the 6510 places this port at memory address 1. Its associated direction control register is located at address 0.

The second device is a custom designed integrated circuit, the Programmable Logic Array (PLA). This chip is a collection of electronic switches (as are all logic devices) designed for the express task of managing the memory configuration requirements of the C-64. Internally it is responsible for the sharing of memory between the 6510 and the 6567 VIC II chip. Externally it is the control device for the expansion port.

The expansion port can best be described as a full microprocessor bus. It brings to the outside world the entire set of eight data lines and sixteen address lines of the 6510. In addition, there are several control lines which are associated with the PLA. Two of these lines,  $\overline{\text{EXROM}}$  (pin 9) and  $\overline{\text{GAME}}$  (pin 8), are hardware inputs to the PLA. These are normally held to a logical one represented by +5 volts in the C-64. The horizontal line over their labels indicates that their intended logical function is implemented when they are set to a logical zero or 0 volts in the C-64.

When a cartridge is plugged into the expansion port, one or both of these lines are grounded. This causes some of the internal memory of

the C-64 to be replaced by whatever is in the cartridge. The affected memory areas are the eight kilobytes of RAM from \$8000 to \$9FFF (32768 to 40959). The eight kilobytes of BASIC ROM from \$A000 to \$BFFF (40960 to 49151) and the eight kilobytes of KERNAL ROM from \$E000 to \$FFFF (57344 to 65535). These lines work in conjunction with two output lines at the port, ROML (pin 11) and ROMH (pin B). The former addresses in the eight kilobyte \$8000 block, while the latter controls either the \$A000 or the \$E000 block.

The effect of all four of these lines can be further modified by the 6510 I/O control port at address 1. This can be used to switch between ROM (either internal or external) and the built-in RAM that occupies the same address space. Some cartridges exert direct control of the hardware memory configuration by placing electronic switches at the EXROM and GAME lines. These "soft switches" are accessed by selecting a particular address for their control. Additional RAM or ROM can be switched in or out, usually in eight kilobyte banks, by installing additional control logic on the cartridge. This is the technique used by the Comal cartridge mentioned above.


## SOME PROM APPLICATIONS

Most of us are familiar with the dozens of games and applications programs available in cartridge forms. The C-64 and VIC 20 offer other possibilities for custom ROMs. These range from changing the character set to direct modifications to BASIC and the operating system. The default language could even be changed. How about a C-64 that understands FORTH or PASCAL? Think of all the possible applications for dedicated autostart programs. This would allow the computer to be used as an unattended control device without the need for a disk drive or cassette deck. The list is endless. The three reviews that appear on the succeeding pages present some interesting products which offer some unique ideas of their own. □


## THE PROMENADE PROM DEVELOPMENT SYSTEM

Jason-Ranheim  
580 Parrott Street  
San Jose, CA 95112  
Phone: 800-421-7731  
(in CA 800-421-7748)


According to Webster's New World Dictionary, to "promenade" is to "go for a walk." According to the Jason-



*The Promenade inside and out. The 4 x 5" package installs in user port.*



*Top: the PCC-8 board; bottom left: the PCC-4; bottom right: the PCC-2.*



*Adaptor that converts a 28-pin 2764 to 24-pin format compatible with 64 & VIC.*

Ranheim Company, the Promenade model C1 is the heart of a ROM pro-





# Back Issues



**ISSUE #1—JAN. '84 \$4.00**  
64 v. the Peanut! Telecommunications! Tales of the Commodore! And ready to enter: Multi Draw 64 Graphics System! Interrupt Music Maker/Editor! A Peek at Memory! Sequential Files!

Sorry...Issues #1, #2, and #7 sold out! Reprint editions (programs and feature articles only) available for \$4.00 each.

**ISSUE #2—FEB. '84 \$4.00**  
Illustrated tour of the 1541! Artificial intelligence! Synapse's Ihor Wolosenko interviewed! And ready to enter: Music Maker Part II! Screen Manipulation! Night Attack! Relative Files!

**ISSUE #7—JULY '84 \$4.00**  
MSD dual disk drive! Database buyer's guide! Training your cursor! Screen displays! File Sleuth! Users Groups! And ready to enter: Renumbering! Checklist! Math Defender! Brisk!

**ISSUE #3—MAR. '84 \$4.00**  
Anatomy of the 64! Printer interfacing for VIC & 64! Educational software series begins! And ready to enter: Address Book! Space Lanes! Random Files on the 64! Dynamic Power!

**ISSUE #8—AUG. '84 \$4.00**  
Choosing a word processor! Computational wizardry! Creating your own word games! Sound on the 64! And ready to enter: Micro-Minder! Directory Assistance! The Terrible Twins!

**STOP PROGRAMMING...**  
...until you have a complete collection of Ahoy! behind you! Our articles and tutorials can save you hours of toil at your Commodore keyboard...our programs, hundreds of dollars at the software counter! Use the form below to order your issues while limited supplies last!

**ISSUE #4—APR. '84 \$4.00**  
Petspeed and Easy Script tutorials! Printer interfacing continues! Laserdisc! And ready to enter: Apple Pie! Lunar Lander! Name that Star! Lower case descenders on the 1525 printer!

**ISSUE #9—SEPT. '84 \$4.00**  
Program your own text adventure! Build a C-64 cassette interface! Video RAM! And ready to enter: Salvage Diver! DOS! Sound Explorer! The Castle of Darkness! Base Conversions!

**ISSUE #12—DEC. '84 \$4.00**  
Buyer's guide to printers! 1525 printer tutorial! Custom characters! User Guide to KMMM Pascal! Diving into BASIC! And ready to enter: Construction Co.! Space Patrol! Cross Ref!

**ISSUE #16—APR. '85 \$4.00**  
Assembly language column begins! Programming the joystick! 1541 disk drive alternatives! And ready to enter: Hop Around! Faster 64! Booter! Elecheck! BASIC Trace! Space Hunt!

**ISSUE #5—MAY '84 \$4.00**  
Future of Commodore! Inside BASIC storage! Memory management on the VIC & 64! Guide to spreadsheets! And ready to enter: Math Master! Air Assault! Biorhythms! VIC Calculator!

**ISSUE #10—OCT. '84 \$4.00**  
C-64 graphics programs! Bit-mapped graphics! Joystick programming! And ready to enter: VIC 40 Column Operating System! BAM Read & Print! Emerald Elephant! Lawn Job!

**ISSUE #14—FEB. '85 \$4.00**  
Printer interfacing! Multicolor sprites! Modems! Bulletin boards! Theory of game design! And ready to enter: Futurewar! Fontasia! VIC Eraser! Insurance Agent! Flankspeed! Telelink 64!

**ISSUE #17—MAY '85 \$4.00**  
Disk drive enhancements! Install a reset switch! Assembler escapades! And ready to enter: Super Duper! Two-Column Directory! DSKDU! Raid! DOS Plus! Font Editor! Tile Time!

**ISSUE #6—JUNE '84 \$4.00**  
Game programming column begins! Program generators! Rupert on inputting! Memory management continues! And ready to enter: Post Time for the 64 & VIC! Alpiner! Sound Concept!

**ISSUE #11—NOV. '84 \$4.00**  
Music programs & keyboards for the 64! Graphics feature continues! And ready to enter: PTE word processor! Block Editor! Alternate Character Set for the 64! The Tunnel of Tomachon!

**ISSUE #15—MAR. '85 \$4.00**  
Making multiscreen gameboards! Inside the Plus/4! Commodore DOS! And ready to enter: Old Routine! Programmable Functions! Automatic Line Nos.! Home Budget! Salmon Run!

**ISSUE #18—JUNE '85 \$4.00**  
Music & graphics entry systems! How modems work! Inside the 6510! And ready to enter: Quad-print! Mapping 4.4! Towers of Hanoi! Speedy! Duck Shoot! The 6510 Simulator!

Use coupon or facsimile. If ordering more than three issues, list choices on separate sheet.

If you have a modem and want more complete information on any of the back issues listed, call Ahoy's Bulletin Board Service at 718-383-8909.

**Ahoy!**  
**BACK ISSUES**  
ION  
INTERNATIONAL INC.  
45 West 34th Street  
Suite 407  
New York, NY 10001

Please Send Me The Following:  
\_\_\_\_ Copies of issue number \_\_\_\_  
\_\_\_\_ Copies of issue number \_\_\_\_  
\_\_\_\_ Copies of issue number \_\_\_\_

Enclosed Please Find My Check or Money Order for \$ \_\_\_\_  
(Outside the USA please add \$1.00 for every copy)

NAME \_\_\_\_\_  
ADDRESS \_\_\_\_\_  
CITY \_\_\_\_\_ STATE \_\_\_\_\_ ZIP CODE \_\_\_\_\_



gramming system for use with the Commodore 64 or the VIC 20. Stand-alone ROM programmers are relatively expensive items. Much of the expense resides in supplementary hardware requirements. These include memory for data and control program storage, a controlling microprocessor, and of course a power supply. The Promenade utilizes the existing facilities of the computer to create a very effective ROM programming environment. The capabilities of a Promenade with a C-64 or a VIC 20 and a 1541 disk drive actually exceed those of more expensive dedicated units. That includes the cost of the computer and disk drive.

VIC 20 users take note. The Promenade system will function properly without any memory expansion. However, programming ROMs which exceed the memory capacity of the unexpanded VIC 20 will be somewhat inconvenient. A minimum of eight kilobytes of expansion RAM is recommended.

## THE HARDWARE

The Promenade itself is a slim 4½ x 5" package in a brushed aluminum case. In use, it is installed in the computer's user port. The top surface of the Promenade is dominated by the 28-pin zero insertion force (ZIF) dual in line package (DIP) socket flanked by green, red, and yellow indicating lights. These light emitting diodes serve to indicate the status of the system at all times. The first (green) simply displays the presence of power to the Promenade. The second (red) indicates when the ZIF socket is energized, such as during a ROM read operation. It also serves as a warning not to insert or remove a PROM when it is lit. The third (yellow) alerts the user to a ROM programming activity. It also flashes when some kind of programming error takes place.

## THE OPERATING SYSTEM

The *PROMOS* software, supplied on either cassette or disk, makes the reading and programming of PROMs a snap. *PROMOS* is designed to let the user work with a

PROM in a fashion which is very similar to using the cassette or disk drive. In fact, *PROMOS* assigns device number 16 to the Promenade. When activated, *PROMOS* behaves very much like a DOS wedge. It makes full use of the computer's operating system. Programs can be LOAded and SAVEd. Files can be OPENed and CLOSEd. Data can be written with the PRINT# and CMD commands and retrieved via the GET# and INPUT# commands. There is even a directory command, the dollar sign (\$), which returns the contents of the ROM.

*PROMOS* reserves part of the ROM space for the directory information. Unlike the disk drive, the *PROMOS* directory is spread out through the ROM with the associated files. A series of links, similar to BASIC's internal line links, keeps track of each file's relative position. Complete details of the *PROMOS* file structure are included in the twenty-page manual.

The *PROMOS* file-oriented operation requires the presence of the Promenade to function. This limits the capacity of the PROM filer to what can be stored in a single chip. The Promenade can handle chips with a capacity of up to 512 kilobits (64 kilobytes). As mentioned earlier, chips with this capacity are still quite expensive. Thus most users will limit themselves to eight or sixteen kilobytes of online storage. A useful enhancement to *PROMOS* would extend this file-structured operation to the PCC-2, -4, and -8 expansion boards discussed below. This enhancement would allow for the creation of a ROM disk with up to a quarter megabyte capacity.

*PROMOS* also includes two direct memory commands, the Greek letter pi and the British pound symbol. These allow for the direct bidirectional transfer of data between the computer's memory and the PROM. The command syntax is very similar to that used by most machine language monitors. *PROMOS* has been designed to be highly compatible with most machine language monitors. The commands will generally work from within a monitor, although an

occasional question mark indicating a monitor syntax error does appear. The solution is usually just to reissue the command. The manual recommends *Hesmon* for use with *PROMOS*. A cartridge-based version which includes *PROMOS* and a DOS wedge is available for \$24.95. We found that *PROMOS* seemed to work well with *Micromon*, a very powerful public domain machine language monitor.

The Promenade has enough built-in flexibility to handle a large variety of EPROMs of varying capacities and types. *PROMOS* accepts two parameters which allow the system to distinguish among the various types of EPROMs. The "control word" number tells the operating system which type of EPROM is being used. The manual lists 23 PROM types, to which the 27512 has recently been added. This includes the 48016P, which is an electrically erasable device (EEPROM) for which *PROMOS* includes a special erase command.

The second parameter lets *PROMOS* optimize the programming operation. The Program Method Word (PMW) selects from four methods of PROM programming. One is based on the chip manufacturers' recommendations. The other three are "intelligent" methods which optimize programming time. The method developed by Jason-Ranheim uses a series of increasingly longer pulses till the data has been verified. Thus for an eight kilobyte ROM, which would normally take seven minutes using the standard method, we found programming times as short as 30 seconds with the Jason-Ranheim method.

*PROMOS* was kept as brief as possible to minimize its memory requirements. The code is fully relocatable by simply changing the top-of-memory vector before RUNning it. This brevity does leave the program open to operating problems. Under some conditions it is possible to crash the program while all of the Promenade lights are still on. If a PROM is in the socket, damage to the chip might result. A hardware protect switch to disable the socket could be a useful addition.



## OTHER SUPPORT PRODUCTS

Jason-Ranheim offers several circuit boards for installation in the computer expansion port. A VIC 20 board (PVC-2) and a C-64 board (PCC-2) priced at \$6.95 each support up to two eight-kilobyte ROMs. For the VIC 20, any one of the four eight-kilobyte expansion blocks can be used. The C-64 board uses the two eight-kilobyte blocks located at \$8000 to \$BFFF. Instructions are provided on how to store a BASIC program in ROM which will autostart when the computer is turned on. Two program listings are provided, one which RUNs the program from cartridge memory and the other which downloads the program to the usual BASIC memory space before RUNning.

Also available are two additional bank switching circuit boards. The PCC-4 (\$19.95) will accommodate up to four ROMs with either an eight-, sixteen-, or thirty-two kilobyte capacity for a total of 128 kilobytes of add-on memory. This memory will appear in eight-kilobyte bank switched chunks at the \$8000 block. The bank select register can be located at either \$DFFF (57343) or \$DEFF (57087). Any eight-kilobyte bank or none at all can be switched in or out. The PCC-8 (\$29.95) is similar, except eight sockets are provided for up to 256 kilobytes of external ROM. Complete instructions are included, along with a *DOWNLOAD/RUN* program for installing up to 38 kilobytes of program with an autoboot routine in ROM.

Before you go running off with visions of putting all your favorite applications in nearly instantaneously bootable form, keep several things in mind. Most commercial software is copy protected and in machine code. It will require a fairly knowledgeable user and some time to extract the programs and put them into the proper format for use with this method. So if you have the programming capability this presents an excellent way to get your favorite word processor, spreadsheet, and database all online at one time.

No PROM programming system

would be complete without some means of erasing a previously programmed PROM. Jason-Ranheim does not make an ultraviolet eraser of their own, but they will supply "hobbyist" and "industrial" versions of these devices for \$34.95 and \$79.95 respectively.

## CONCLUSIONS

The Promenade is a good general purpose PROM programming system. Some unique support products make it very attractive to the moderately advanced user. The built-in hardware and software flexibility, coupled with some excellent technical support, make it a good choice for turning the C-64 or VIC 20 into a PROM development system.

The Promenade is available for \$99.95 with the supporting software on tape or disk. □

## ADDENDUM

Jason-Ranheim is continuously coming up with new uses for the Promenade. As we went to press we received word of a new four-socket expander board (PRB-4) similar to the PCC-4. The PRB-4 is designed to accommodate two eight-kilobyte PROMs and two eight-kilobyte RAM chips. An onboard battery backup allows the RAM to retain data after the C-64 has been turned off. According to John Ranheim, president of the company, the PRB-4 is being used as an aid for educating the homebound handicapped. An examination is programmed into the PROMs. The student's answers are stored in the RAM. The battery backup retains the data for subsequent grading under computer control. Price is \$24.95.

## CBUS I & II: THE CARTRIDGE BACKUP SYSTEM

R.J. Brachman Associates
P.O. Box 1077
Havertown, PA 19083
Orders 1-800-CBUS-C64
info 215-622-5495

The CBUS (Cartridge BackUp System) is a product which will undoubtedly evoke considerable contro-

versy. It is marketed with the primary intent of allowing a user to copy and use the software which is stored in the ROM chips of a Commodore 64 program cartridge. This attitude, while probably reflective of good marketing sense, is somewhat unfortunate. As we shall see, the CBUS package does have a valid purpose in the C-64 scheme of things.

## THE HARDWARE

CBUS is primarily a hardware accessory. The total system consists of two parts available separately or as a package.

The CBUS I is essentially a single slot expansion port extender board. This in itself is unremarkable. What makes the CBUS I unique is the inclusion of an eight position DIP switch. There is also a reset push button which does come in handy at times (see the May '85 *Ahoy!* for more on reset buttons). The DIP switches intercept the four cartridge control lines which were described in the introduction to these reviews. By properly manipulating these switches, the particular configuration of nearly any 16 kilobyte cartridge can be determined. Once this is known, the cartridge contents can be downloaded to disk. This can easily be done with a machine language monitor or with the custom program listed in the manual.

Once on disk the cartridge can be dispensed with. The program can be then loaded into the C-64's resident RAM and RUN from there—well, almost. As it turns out, very few cartridge-based programs are directly amenable to this sort of treatment. For various reasons, most cartridge software will require some modifications to RUN in this fashion. Since these programs are nearly always written in machine language, this task is not for the uninitiated. A select number of cartridges cannot be so converted, as they utilize the underlying RAM which shares their program space.

This is where CBUS II comes into the picture. Although it physically resembles the typical cartridge which it is intended to replace, internally



there is a world of difference. In place of the expected ROM, the CBUS II contains sixteen kilobytes of static RAM. To complete the picture, the CBUS II contains a hardware "personality latch" which allows the RAM to emulate any of seven possible 16-kilobyte cartridge configurations which are available for the C-64.

To complete the picture, a program listing is included with the documentation which will LOAD in a cartridge "snapshot" and configure the personality latch accordingly. Once loaded, the cartridge program can be started by locking the latch with the RUN/SET switch and then hitting the cartridge reset button.

## THE DOCUMENTATION

Each of the CBUS modules come with its own instruction manual. The CBUS I manual provides a thorough description of the various cartridge configurations. Included are complete instructions on how to identify a cartridge with the CBUS I. Two brief programs are listed which allow you to create a menu-driven disk-loaded version of all your cartridges. The manual also includes a detailed breakdown of all the possible C-64 memory maps and how they are created. This is one of the most comprehensive discussions we have come across on the subject. The interaction between the 6510 internal control port located at memory addresses 0 and 1 and the hardware control lines is meticulously detailed.


The description in the CBUS II manual is limited to the basic operation of the CBUS II cartridge as a cartridge emulator. It includes a program listing especially suited to the unique hardware of the cartridge. Both manuals include source code listings of the machine language portions for reference purposes. For advanced users, a full description of the CBUS II operation is included in the optional Technical Manual, along with a brief discussion on using the CBUS II as a cartridge program development tool.

Several pamphlets were included with the package. These appear in a newsletter format. They deal with the


specific nuances of particular cartridges for working with the CBUS system. One pamphlet lists the CBUS classifications for 75 commercially available C-64 cartridge programs.

The entire package is intended to let the average user copy and run cartridge-based software. The CBUS I and II manuals include detailed procedures on the proper use of their respective hardware and software.

As we went through the manuals, one area for improvement became evident. The largest manual was a bit over twenty pages. There was considerable amount of duplication of information across all three manuals. A significant percentage of each manual consists of overhead such as introductions, tables of contents, and copyright and warranty notices. We feel that both manufacturer and end user would benefit if the manuals were consolidated into one book.



*CBUS-I allows the user to examine the contents of any Commodore 64 cartridge.*



*CBUS-II contains 16 kilobytes of static RAM with cartridge emulation circuitry.*

## THE SOFTWARE

If you opt for CBUS I Deluxe or the complete package, you will get all of the appropriate software on disk. This includes a menu generator program for use by either of the loader programs. Also included are two versions of Jim Butterfield's *Su-*

*permon* and a *Mini-Monitor* designed specifically for use with the CBUS package. The latter is a hybrid of machine language and BASIC. Overall we found the provided support programs to be effective but lacking in polish. But then again, their brevity is considered a virtue for this particular application.

## WHAT IT'S GOOD FOR

The manufacturer places primary emphasis on the benefits of transferring cartridge software to disk. The saving of wear and tear on the cartridge port is one case in point. Additional benefit is to be obtained by the reduction of storage requirements, as several cartridges can be kept on one disk. Also touted was the convenience of being able to load programs directly from disk. We leave the evaluation of these considerations to the end user. We did feel that being able to rapidly swap cartridges held the edge in convenience.

We would have liked to see additional emphasis placed on the capabilities of the CBUS II as a cartridge development system. In this light, it would make an ideal companion to either of the ROM programmers in the accompanying reviews. Being able to try out a cartridge-based program in a total cartridge emulator without the need to continuously erase and reprogram a ROM is a convenience worth looking into.

Although the CBUS II cartridge includes sixteen kilobytes of RAM, do not expect to use it as expansion memory. The design of the CBUS II and its associated personality latch prevents simultaneous read and write operations to its RAM. The hardware can be configured to store data into the RAM or to read the data from it, but not both. To engage in two-way communication with CBUS II, your software would have to continuously reconfigure the personality latch.

## CONCLUSION

The CBUS is an effective tool for manipulating cartridge firmware. The CBUS II is a valid cartridge development tool as a total cartridge emulator. If you already own an expan-



sion chassis for your C-64, then you may consider adding the CBUS I switches yourself. Although it does involve some soldering and cutting of printed circuit traces, it is not an overwhelming task. CBUS I sells for \$34.95. CBUS II is \$84.95. An additional \$15.00 gets you CBUS I Deluxe, with the associated software on disk. The entire package can be had for \$119.95. □

## CARTRIDGE-MAKER-64: EPROM PROGRAMMING FOR THE MASSES

Custom Programming Group  
47 Marchwood Road—Ste. 2A  
Exton, PA 19341  
Phone: 215-363-8840

The Cartridge-Maker-64 system simplifies EPROM programming so that anyone can do it. The entire chip selection process, along with the need to handle individual chips, has been eliminated. This operational simplicity does have its limitations. The system is designed to program only one type of EPROM, the 64 kilobit (eight kilobyte) 2764.

### THE HARDWARE

A complete Cartridge-Maker-64 system consists of four components: the Cartridge-Maker-64 itself, a cartridge eraser, a blank Cartridge-64, and the user manual. These are available as a complete kit or as individual components.

The central component is the Cartridge-Maker-64, an EPROM programming module designed to program one or two type 2764 EPROMs. This 4 x 6 x 1¼" module fits into the computer's expansion port. An edge board connector at the back of the module accepts standard Commodore 64 program cartridges. A three-position toggle switch controls the power to this connector. The electrical status of the connector is indicated by a pair of light emitting diodes: a green one to indicate the presence of power and a red one to indicate programming activity.

Hidden inside this black box is the PROM programming and control cir-


cuitry. This allows the single switch to electrically isolate the Cartridge-Maker-64 connector. When the switch is in the OFF position, it is safe to insert or remove a cartridge without turning off the computer. Also included in the package is an eight kilobyte operating system on ROM. This program takes care of all the cartridge reading, writing, and



*Cartridge-Maker-64 lets you program up to two 2764 EPROMs at one time.*



*The built-in ultraviolet light source allows you to erase your EPROMs.*



*A Cartridge-Maker-64 cartridge. Center: EPROMs installed. Right: bare.*

user interface tasks. The system is flexible enough to allow for the complete programming of a sixteen kilobyte cartridge without the need for a disk drive or cassette deck.

The cartridges designed for use with the Cartridge-Maker-64 are similar, but not identical, to commercial C-64 cartridges. Each Cartridge-64 comes fitted with a pair of type 2764 eight kilobyte EPROMs permanently

soldered into place. The board's circuitry is designed to allow the 21 volt EPROM programming voltage to be applied by the Cartridge-Maker-64. The board is also fitted with a six position DIP switch for setting Cartridge-64 to any of four standard C-64 cartridge configurations. These consist of eight kilobyte cartridges at the \$8000 or \$E000 blocks or sixteen kilobytes at the \$8000/\$A000 or \$8000/\$E000 blocks. The EPROMs may be programmed individually or in pairs. This allows up to two Commodore 64 cartridges to be copied onto one Cartridge-64.

The Cartridge-Eraser is an ultraviolet light source designed to erase a Cartridge-64 in less than ten minutes. A safety interlock is built into the top of the case to prevent accidental exposure to the ultraviolet light. This light is intense enough to cause damage to the eyes. The switch is recessed inside the top cover well away from accidental activation. However, it is readily reached by prying fingers. Avoid this temptation and keep the eraser away from small children.


Although the hardware is specifically designed for PROM programming in the C-64 cartridge configuration, the system can be easily adapted for the programming of individual type 2764 PROM chips. A bare Cartridge-64 printed circuit board is available for \$12. You will have to install your own six or eight position DIP switch for chip selection. Two 28 pin DIP sockets should also be soldered onto the board. These should be of the zero insertion force (ZIF) construction. When complete you will be able to easily program 2764s, individually or in pairs, with the Cartridge-Maker-64 system.

### THE FIRMWARE

Cartridge-Maker-64 comes with its own built-in menu-driven software in an autostart ROM. The opening menu lets you select the screen colors. This is followed immediately by the main menu with the nine system selections. The first of these is the *Cartridge to Cartridge* utility. This function will automatically identify the original cartridge type and read



# Wafer Drive. A New Technology



Floppy disk performance for your Commodore® at audio cassette prices.

Entrepo's QUICK DATA DRIVE™ brings high speed mass storage to the Commodore®64™ and VIC 20.™ Designed as a replacement for data cassettes, the QUICK DATA DRIVE plugs into existing cassette ports. You can now load a 24K program in about 20 seconds instead of 8 minutes for audio cassettes and 1 minute for the Commodore Disk Drive.

- Suggested retail price under \$85
- 20 times faster than audio cassette
- Fully automatic operation—needs no rewinding
- Highly reliable
- Can be used with a second drive or an audio cassette
- Comes with file management system and utility program
- Top selling software available on Microwafer™ media

 **entrepo**

ENTREPO, INC.  
1294 Lawrence Station Road  
Sunnyvale, California 94089  
(408) 734-3133  
Telex 176337



The  
**Master Handicapper™**  
Series by Professor Jones



**EVALUATES FROM RACING FORM!**

Age	Gender	Post (Today)
Class	Jockey (Today)	Post (Last)
Condition	Jockey (Last)	Speed
Consistency	Length	Trainer
Earnings	Time of Year	Workouts

And gives you GRAPHIC REPRESENTATION of finish

**PROGRAM**

**GLD. Thoroughbred "Gold" Edition™**

A "Full" featured thoroughbred analysis designed for the professional and serious novice. **\$159.95 complete**

**EGLD. Enhanced "Gold" Edition™**

"Gold" Edition with complete Master Bettor™ system integrated onto the same disk. This powerful program will transfer all horses and scores to the bet analysis with a "single keystroke."

(Master Bettor™ included) **\$199.95 complete**

**GLTD. Limited "Gold"™**

Enables Professional Handicappers to assign specific values to the racing variables "they" feel are important.

**PROFESSIONAL HANDICAPPING SYSTEMS**

%	%	%
Age 5	Consistency 15	Speed 10
Class 15	Jockey 15	Workouts 0
Condition 10	Trainer 5	Time of Year 0
Earnings 5	Post 10	Consistency 5
100%	Is Everything OK (Y/N)	

Create program weight based on a particular track and fine tune it for maximum win percentage. This program is designed for "ease of use". The user needs no programming experience.

(contains Integrated Bettor™) **\$299.95 complete**

**GD. Gold Dog Analysis™**



The only professional dog handicapper on the market, includes:

- 1) Speed
- 2) Post Today
- 3) Kennel
- 4) Post Last
- 5) Distance
- 6) Condition
- 7) Running Style
- 8) Weight
- 9) All new internal weighting
- 10) NEW class indicator

If you are near a greyhound track, you can't afford not to use this program.

**\$149.95 complete**

(with integrated Master Bettor™) **\$199.95**

**Limited Dog™ \$299.95**

**MHH. Master Harness Handicapper™**



Professional software designed to provide a thorough analysis of all trotter and pacer races in North America and Canada. Features:

Class	Post Positions	Time Finish
Driver	Track Conditions	Time Last Quarter
Days Since Last	Trainer	Track Rating
Gender	Time 1/2	Temp Allowance

**\$159.95 complete** w/integrated Master Bettor™ **\$199.95**

**PPX. Professor Jones' Football Predictor, Prof. Pix™**

Complete Football Analysis with Data-Base.

- 1) Overlays
- 2) Point Spreads
- 3) "Super Plays"
- 4) "Over/Under" bets
- 5) Data Base Stats
- 6) Holds "100" teams

Highest percentage of winners 1983 **\$39.95 complete**

**\$99.95** with Data Base Management

**NBA. Basketball™**

This data base managed analysis will provide the user with "ALL" betting situations while storing relevant information on the disk.

**\$99.95 complete w/Manual** **\$129.95** NBA/College Version

**LOT. LOTTERY ANALYSIS™**

Statistical comparison program designed to detect subtle patterns in winning lottery numbers.

**\$79.95 complete w/Manual** **\$99.95** with Lotto

**BROCHURE AVAILABLE**

Send check / money order / VISA / Mastercharge  
(Include expiration date) to:



TELEPHONE  
(208) 342-6939

Prof. Jones  
1940 W. State St.  
Boise, ID 83702



TERMS: FREE SHIPPING ALL SOFTWARE. Add \$6.00 hardware / \$6.00 C.O.D. / UPS Blue \$6.00 / Out of Country \$9.00 / ID Residents 4% / 3 weeks personal checks / Cash price only. add 2% Visa, MC / Prices subject to change.

**IBM, APPLE, TRS-80,  
C-64 AND OTHERS**

Reader Service No. 121

the data into memory. You will then be instructed in the proper switch settings for the Cartridge-64. Simply follow the prompts for switching cartridges and setting the program control switches.

Cartridge-64 will not work with cartridges designed for switching between external ROM and C-64 internal ROM or RAM. These cartridges are equipped with onboard hardware latches that Cartridge-64 does not emulate.

The next two main menu choices deal with the placing of BASIC programs into cartridge. This will let you create an autostart cartridge without any knowledge of machine language. When the computer is turned on the program will be automatically downloaded into the normal BASIC program area and RUN from there. The program can even be STOPped, LISTed, and modified as desired. BASIC programs in cartridge are limited to a maximum length of 8,000 bytes by the Cartridge-Maker-64 system. The presence of the Cartridge-64, which contains the BASIC program, also reduces BASIC program space to thirty kilobytes. Placing a BASIC program into a cartridge is a simple way to create an autostart program which will not require a disk drive or cassette deck to LOAD and RUN.

The next two menu choices allow for the transfer of data between cartridge and memory. These are the basic 2764 programming modes. Locations \$6000-\$9FFF serve as a buffer area in the C-64. You will have to LOAD these buffer areas with the appropriate data before using these menu choices.

The next four main menu selections deal with the transfer of data from disk or tape to or from a C-64 cartridge. Cartridge-Maker-64 disk files are sequential files. Tape files are program files. Included in all files is information on the original cartridge type in addition to the program data.

The last menu choice lets you exit to BASIC. A simple SYS call will enable you to reactivate the Cartridge-Maker program.

**THE MANUAL**

All of the Cartridge-Maker-64 system features are thoroughly described in the thirty-page user's manual. The presentation is geared to the user with a minimum of technical background. However, some understanding of the C-64 memory structure is needed to obtain the maximum benefit from this system. Complete details of the Cartridge-Maker file structures, as well as descriptions of the various C-64 memory maps, are included.

**CONCLUSION**

The Cartridge-Maker-64 system is certainly an easy-to-use EPROM programmer. This ease of use incurs a substantial penalty with regard to overall flexibility. The system is limited at best to the programming of a single type of EPROM. Although considerable emphasis is placed on the copying of cartridges, it is unlikely that this will be cost effective. An entire system, including the eraser and programming modules as well as a single sixteen kilobyte module, sells for \$189. Additional sixteen kilobyte modules, with EPROMs, are \$25 or five for \$115. The system can be used to minimize program development times by allowing BASIC programs to be placed into cartridges. This storage medium is suitable for custom applications in unattended locations where the harsh environment may preclude the use of a disk drive.

**AUTHOR'S NOTE**

A machine language monitor (MLM) is required to obtain the maximum benefit from these products. Several excellent MLMs are available in the public domain. If you have not yet come across these programs, I will provide a copy of my MLM disk for a \$12 copying and distribution fee. This self-documenting disk includes *Extramom*, *Micromom*, and some disk editing utilities. Send your request to Morton Kevelson, P.O. Box 260, Homecrest Station, Brooklyn, NY 11229. □







# "You've Tried The Rest... Now Try The Best!"

A clever advertising slogan? Perhaps. But we at Artworx have found that phrase to apply to our **ALLEGRO** advanced music synthesis program. Most of our registered **ALLEGRO** customers already own at least one of the "better selling" music programs for the Commodore 64. So why do they continue to spend good money for yet another music program? Mostly because the other programs are not complete. They may produce nice music, but won't allow that music to be put into a computer program; or they have fancy "slider" controls for ADSR envelopes but have an impossibly difficult means of music entry; or they have fancy joystick controlled note entry but don't play worth a darn. Not so with **ALLEGRO**.

## ALLEGRO IS DIFFERENT

**ALLEGRO** is a complete music synthesis program. By that we simply mean that **ALLEGRO** does everything required to obtain professional quality electronic music. It does it well, it does it easily and it does it intelligently - with no distracting gimmicks for the sake of gimmicks. And it does it all on one disk. You will not have to spend an extra \$35 for a "synthesizer" disk or \$25 for a disk that allows you to play music from the keyboard. And you won't be frustrated by incomplete instructions - **ALLEGRO** comes with over 70 pages of extensive documentation taking you from theory to application and all points in between. It even contains helpful information on hooking up your stereo to the computer and including your music in your own BASIC or assembly language programs. One review stated that **ALLEGRO** "...is a technical work of art. The demo songs are truly stunning, the 74-page manual is worth the purchase price for its clear discussions of music and digital sound."

## ALLEGRO'S FORTE EDITOR

**ALLEGRO** consists of four parts: the Editor, the Instrument Builder, the Registers Control and the Modulations Control. The Editor is used to enter and edit your music. This is accomplished using the specially developed FORTE music notation language. It is the fastest method of inputting a musical score - easily beating out the the best of the joystick controlled "note and staff" methods, and very simple to use for modifying or correcting your music. With the FORTE editor, you will be able to create music that can use up to 85 different instruments in one piece, or choose any of the 50 pre-programmed instruments that come with the program. **ALLEGRO** gives you the widest flexibility in musical range, it handles notes as short as a 64th triplet and has over 900 tempo settings. Each piece can contain over 5800 individual notes (!) and endless repeats. The dynamic range spans not only eight audible octaves, but five additional *sub audible* octaves for special effects!

## INSTRUMENTS

Every music program comes with pre-programmed instruments, but **ALLEGRO** has over 50 ranging from harpsichord to drums to bagpipes. Every music program allows you to change instruments within a piece, but **ALLEGRO** gives the user the flexibility of selecting any of up to 85 instruments. And any of these instruments can be modified or replaced by another group of 85 user-defined instruments. Coupled with **ALLEGRO's** use of registers and modulations (using over 20 oscillators available within the Commodore 64), all sorts of unique instrumental sounds are at your disposal.

## SPECIAL EFFECTS AND FEATURES

**ALLEGRO's** Registers and Modulations controls give you more control over your performance than with any other program available. **ALLEGRO** supports all possible filter and cut-off combinations, and resonances too. It provides ring modulator, phaser and heavymetal effects (250 levels) as well as adjustable vibrato and siren effects. It has pulse width sweeps for fuzz bass and realistic piano sounds as well as filter sweeps for wah-wah and dynamic timbre changes. And once a composition has been completed, it can be stored as an interrupt driven **PASSKEY** file which can be called from the user's own program by a one line instruction. A **PASSKEY** file can hold a maximum of 41 songs and requires only 4K from BASIC regardless of the amount of music that it contains!

## PERFORMANCE FEATURES

**ALLEGRO** can turn your Commodore 64 into a real time musical instrument allowing you to play along with pre-programmed background rhythms directly from the keyboard. In fact, you will find that the **ALLEGRO** keyboard layout is compatible with certain add-on piano style keyboards. There are two performance modes: monophonic, for playing single notes along with a background track, and polyphonic, using three voices and simultaneous keystrokes allowing real chords to be played. During performance, you will be able to change instruments, octaves, vibrato, staccato, wah wah and more with just one keystroke!

## SUMMING IT UP



As you can tell, we're pretty keen on this program. It's the perfect program for the beginner because of its straightforward layout and clear documentation. It's the perfect program for the knowledgeable user because of its flexibility and ease of music entry and transcription, and it's the perfect (if only) program for the professional because of its completeness and capabilities—it has already been used to create the music for at least two best-selling Commodore programs. With **ALLEGRO**, Artworx has provided all the necessary tools, the **ALLEGRO** user is limited only by imagination.

## FREE OFFER!

No, **ALLEGRO** does not come free. It costs \$39.95 and if you buy it direct from Artworx, it will cost you an additional \$2.00 for postage (and New Yorkers will have to pay sales tax). What we will include at no extra cost is an **ALLEGRO** sampler disk containing over 40 musical selections contributed by **ALLEGRO** users. Ranging from baroque to punk, these selections provide hours and hours of unique musical composition. No, you will not find "Home On The Range" or "Jingle Bells" on this disk! There is one catch, however: we must receive your order before July 31, 1985. Call toll-free: 1-(800)-828-6573 or send check or money order. VISA or MasterCard gladly accepted.

# Artworx<sup>®</sup>

ARTWORX Software Co., Inc., 150 North Main St., Fairport, NY 14450

 **Please Send Me ALLEGRO** 

Enclosed is my check for \$\_\_\_\_\_. Bill my  VISA  MasterCard

NUMBER \_\_\_\_\_ EXP. DATE \_\_\_\_\_

Signature \_\_\_\_\_

Name (please print) \_\_\_\_\_

Address \_\_\_\_\_

City \_\_\_\_\_ State \_\_\_\_\_ Zip \_\_\_\_\_

ARTWORX Software Co., Inc., 150 North Main St., Fairport, NY 14450

Reader Service No. 170



to the program we discussed last month. To begin, let's review the concepts and procedures involved in high resolution bit map graphics.

The bit map consists of 8000 bytes beginning in RAM at location 8192. Each of those 64,000 bits corresponds to a specific dot or pixel (picture element) on the screen. If a bit is set to one, the pixel is one color, and if a bit is reset to zero, its pixel is another color. The screen appears as an array of 320 (horizontal) by 200 (vertical) pixels.

The 1000 bytes of normal screen memory from locations 1024 to 2023 each store two nybbles of color data. The color resolution is 64 bytes. That means each byte of color data applies to 64 pixels on the screen. The data in location 1024 defines the possible colors for the 64 pixels in the upper left (eight-by-eight) corner of the screen. Similarly, the data in location 2023 defines the colors for the lower right corner. There are 16 possible colors to choose from, but each eight-by-eight block of pixels will consist of any two of those colors.

Some examples should clarify all this. Assume location 1024 contains the value \$24 (i.e. decimal 36—the "\$" signifies a hexadecimal value). The possible colors of the 64 pixels in the upper left corner of the screen are red and purple. To understand this, refer to the color values listed in Appendix D of the *Programmer's Reference Guide (PRG)* or Appendix G of the *User's Guide*. Red has a value of 2; purple has a value of 4. The hexadecimal number with one nybble of 2 and the other nybble of 4 is the value to select the colors red and purple.

To select light red and light blue for the lower right corner, put 174 (\$AE) or 234 (\$EA) into location 2023. Light red has a value of 10 (\$A), light blue has a value of 14 (\$E). The hexadecimal color code is then \$AE or \$EA. To convert to the decimal equivalent, multiply the first value by 16 and add it to the second:  $16*10 + 14$  equals 174.

The first color code (most significant nybble) corresponds to the pixels whose bit map memory bits are set to one, and the second color code is for the pixels whose bits are reset to zero.

The chart on page 125 of the *PRG* shows the rather complicated addressing structure of the bit map memory. The formulas for locating the correct memory location and the bit within that location for a particular pixel are contained in lines 400 to 420 of the BASIC program in Listing 1.

We saw last month that to use bit map graphics mode we must define the starting location of the bit map memory by setting bit 3 of VIC-II register 24. Then we must set bit 5 of VIC-II register 17 to enter bit map mode. Those functions are performed in lines 40 and 50 of the BASIC program in Listing 1. The user-defined functions FNSB and FNRB are "set bit" and "reset bit" functions. The statements  $MM=VV+24$  : POKE MM, FNSB(3) set bit 3 of location MM, where MM has the address of VIC-II register 24.

The program in Listing 1 may be run without creat-

ing the machine language routines we are discussing here. Once you have assembled the two programs with filenames CLSCRN.O and PLOT.\$C.O and have them available on disk, you may delete lines 65 and 265 of Listing 1. Then the two machine language programs will be used instead of their BASIC equivalents. (If you prefer to get CLRSCR.O and PLOT.\$C.O up and running without assembling them, we've provided *Flankspeed* listings of each on page 89.)

It takes an interminably long time (roughly thirty seconds!) for BASIC to clear the 8000 bytes of bit map memory using a FOR-NEXT loop. In this type of application, machine language really shines. Let's see what it takes to speed up the screen-clearing process—by a factor of 135 or more!

## NOW YOU SEE IT

The CLRSCR.O assembler listing puts zeroes into 8000 consecutive locations beginning at address 8192 (\$2000). The programs in this article were assembled with the *Merlin 64* macro assembler. The main differences between listings from different assemblers are the assembler directives, more commonly known as pseudo-ops. Pseudo-ops look somewhat like the genuine-ops, the mnemonic op-codes of the 6510. Actually they're instructions to the assembly itself, not to the processor.

Lines 6 and 10 through 14 of the CLRSCR.O listing contain pseudo-ops. ORG is fairly standard. It tells the assembler the ORiGin of the program, that is, where this program will reside in memory. The EQU assigns a value to a label. In this case, it tells the assembler that a reference to PAGE0 actually refers to memory location \$FB. Neither ORG nor EQU cause any object code to be generated. Again, they are instructions to the assembler.

### Assembled Version of CLRSCR.O

```

1      *
2      * RUPERT REPORT #19
3      * HI-RES GRAPHICS
4      * CLEAR SCREEN ROUTINE
5      *
6              ORG   $33C      ;TBUFFR (828)
7      *
033C: 4C 44 03      JMP   START
9      *
10     PAGE0 EQU   $FB      ;USE 2 BYTES
033F: 00 20      11     BASE  DA   $2000 ;SCRNMEM (8192)
0341: 1F      12     BLOKS DFB  31      ;8000=31*256
0342: 40      13     XTRA  DFB  64      ;      +64
0343: 00      14     FILL  DFB  0       ;SCRN FILL CHAR
15
16     START
0344: AD 3F 03      17     LDA   BASE      ;BASE LSB
0347: 85 FB      18     STA   PAGE0     ;PAGE ZERO
0349: AD 40 03      19     LDA   BASE+1   ;BASE MSB
034C: 85 FC      20     STA   PAGE0+1
034E: AE 41 03      21     LDX   BLOKS    ;NO. BLOCKS
0351: A0 00      22     LDY   #0       ;256 BYTES
0353: AD 43 03      23     LDA   FILL
0356: 88      24     LOOP  DEY
0357: 91 FB      25     STA   (PAGE0),Y
0359: D0 FB      26     BNE   LOOP      ;NO
035B: E6 FC      27     INC   PAGE0+1   ;DO NEXT 256
035D: CA      28     DEX           ;ANY MORE?
035E: 30 07      29     BMI   DONE     ;NOPE
0360: D0 F4      30     BNE   LOOP     ;DO MORE BLOCKS
0362: AC 42 03      31     LDY   XTRA      ;DO EXTRAS
0365: D0 EF      32     BNE   LOOP     ;FILL EXTRAS
33     DONE
0367: 60      34     RTS           ;BACK TO BASIC
35     END

```



The DA and DFB pseudo-ops, on the other hand, do generate code. The assembler takes the values following each of these and places them in consecutive memory locations. DA stands for Define Address, and the value following it is stored in the standard "least significant byte (LSB) first, most significant byte (MSB) last" sequence. DFB allows the programmer to define one or more bytes to be put into memory. Both of these pseudo-ops also allow the programmer to assign labels to these values, similar to variables and the LET statement in BASIC.

A block of two hundred fifty-six bytes is referred to as a page. The eight thousand bytes of bit map memory corresponds to thirty-one pages plus 64 additional bytes. This routine uses the Y register to cycle from 255 down to 0, pointing to individual addresses on a page, while the X register keeps track of how many pages have been cleared. Once the 31 pages have been cleared, the number of extra bytes (64) is loaded into the Y register, and those bytes are cleared. Let's look at the details.

The DA statement in line 11 puts \$00 into address BASE and \$20 into the next location, which is BASE+1. For example, when this program is assembled, the JMP statement in line 8 consisting of three bytes is put into locations \$33C, \$33D, and \$33E (since the ORG was \$33C). Consequently BASE corresponds to address \$33F and BASE+1 refers to address \$340.

Line 17 (LDA BASE) loads the accumulator with the \$00 it finds at address BASE. Line 18 puts this value into page zero location \$FB (PAGE0). Similarly, the value at address BASE+1 is put into location \$FC by lines 19 and 20. The X, Y, and A registers are loaded with their initial values of 31, 0, and 0 in lines 21 through 23. The first statement of the main loop at line 24 decrements the Y register, so Y now contains \$FF.

The main loop of this program uses indirect indexed addressing. This mode of addressing requires that the address to be indexed is stored on page zero. That is the purpose of lines 17 through 20. We have chosen page zero addresses \$FB and \$FC to store the page address of each block as it is cleared. According to page 316 of the PRG, addresses \$FB through \$FE are available to us.

Indirect indexed addressing is among the more complicated addressing modes. Let's examine the instruction in line 25 of the CLRSCR.O listing:

STA (PAGE0),Y

This instruction says to store the contents of the accumulator at the address which is indicated by the contents of the page zero locations PAGE0 and PAGE0+1, as indexed by the Y register. Phew!! Let's try this step by step.

The effective address at which the data in the accumulator is stored is determined through a roundabout sequence of events. First recall that PAGE0 is a label associated with the page zero address \$FB, as defined in line 10. The processor reads the two bytes stored at locations \$FB and \$FC. Initially these will be \$00 and \$20 respectively, as we saw above. These two bytes are interpreted to be the address \$2000. Next, the processor takes the value in the Y register (initially \$FF) and adds it to the \$2000. The effective address is consequently \$20FF. The 0 which is in the accumulator is stored at address \$20FF, thereby clearing that memory location.

According to the table on page 417 of the PRG, the entire sequence just described takes a grand total of 6 microseconds. You can see this by reading across the STA row to the "(Ind.) Y" column. There you see the hexadecimal value (\$91) for this mode of the STA instruction. You also see that the instruction consists of 2 bytes (#) and requires 6 machine cycles (N). Each machine cycle on the Commodore 64 is roughly 1 microsecond (one-millionth of a second). All the address fetching, calculating, and storing described in the previous paragraph takes less than 1/160,000th of a second!

Now that location \$20FF has been cleared, the program continues at line 26. The statement BNE LOOP means "check the zero flag, and if it's not set, jump to the statement labeled LOOP." Let's discuss this concept of flag setting and checking.

## FLAG WAVING

The zero flag is one bit inside the processor which is updated whenever certain operations are performed by the processor. The STA instruction does not cause

"A professional system that  
**easy** for anyone to use"



By Elliot Schneider & Jack Park

**A Complete Low Cost Full Integrated Program Development System, That You Can Use To Write And Sell Your Own Programs.**

**Now With Artificial Intelligence Added...**  
You can endow your computer program with characteristics that are inherently human—the computer which can learn, visualize, reason, solve higher level cognitive problems that require human-like judgement, experience, expertise, and reasoning.

**Learn How To:**

- Create Intelligent Programs
- Build Expert Systems
- Write Stand Alone License Free Programs
- Construct Rule Bases
- Do Knowledge Engineering
- Use Inference Engines

**Easy Control Of All I/O...  
Easy Control Of Graphics & Sound  
Complete Utilities Package**



SuperForth 64 is more powerful than most other computer languages

**Write Intelligent Programs For:**

- Robotics
- Medical Diagnosis
- Education
- Intelligent CAI
- Scientific Analysis
- Data Acquisition
- Data Analysis
- Business
- Real Time Process Control
- Fast Games
- Graphics
- Financial Decisions
- Home Applications

**Extended Math Functions**

- Fast ML Floating Point & Integer Math
- Double Precision with Auto Sci Not
- n\* Logx Loge Sin Cos Tan SQRT I X
- Matrix and Multidimensional Lattice Math
- Algebraic Expression Evaluator

**Easy Programming With English Language Words**

**Great Documentation**

- Easy to Read 350 pg Manual with Step by Step examples
- Source Screens Provided
- Meets all MVP Forth 79 Industrial Standards
- Personal User Support

A Total Integrated Package for the Commodore 64 & C-128 (Disk & Manual)



SF64 .....	169
AI Package .....	139
Ext. Math pkg .....	139
Graphics I/O pkg .....	129
Package Price only 199 <sup>00</sup>	

**SPECIAL INTRODUCTORY OFFER**

All for **\$99<sup>00</sup>** only

203<sup>00</sup> Value

13<sup>00</sup> Ship U.S.A. • 12<sup>00</sup> C.O.D. U.S.A.  
115<sup>00</sup> Overseas

Commodore 64 TM of Commodore \*Parsec Research

See Your Local Computer Store or CALL for orders outside of California

**(800) 633-6335**

for additional information:

**(415) 651-3160**

**PARSEC RESEARCH**  
Box 106 Fremont, CA 94536  
Dealer Inquiries Invited

40 AHoy!

Reader Service No. 120



Computer Warehouse Presents:

# THE TWO COMMANDMENTS

## THOU SHALT NOT WASTE

At Computer Warehouse you can buy hardware, software, and accessories for less. Just check our prices below for yourself.

The fact that we're one of the nation's largest mail order sources gives us an advantage over our competition, and we pass real savings on to you.

## THOU SHALT NOT WAIT

We not only sell for less, but we ship out your orders within 48 hours. And we even have a toll-free number so you can call your orders in at no charge.

Low prices, fast delivery. Computer Warehouse. Thou shalt not buy anywhere else.

### PRINTER INTERFACES

Cardco G+	\$69.95
Cardco B	\$49.95
Tymac Connection	\$89.95
Uniprint	\$59.95
Axiom Parallax CD	\$69.95
Turbo Print	\$79.95

### MODEMS

Westridge Automodem	\$69.95
Mighty Mo	\$74.95
Modem 300 (1660)	\$84.95
MPP 1064 C64	\$84.95
Total Telecommunication	\$59.95

### PRINTERS

Commodore 801	\$159.95
Commodore 803 (tractor feed option)	\$179.95
Commodore DPS 1101 (Daisy Wheel)	\$ 29.95
Commodore DPS 1101 (Daisy Wheel)	\$299.95
Star SG-10	\$229.95
Panasonic 1090	\$229.95
Panasonic 1091	\$299.95
Citizen MSP-10	\$329.95
GE 1000	\$210.95
Axiom Elite 5 (Daisy Wheel)	\$275.95
Powertype (Daisy Wheel)	\$339.95
1027	\$179.95

### MONITORS

1702 Color	\$199.95
Gorilla (green)	\$ 79.95
Gorilla (amber)	\$ 89.95

### DISK DRIVES

Indus GT	\$289.95
MSD Dual Drive	\$499.95
MSD Single Drive	\$289.95
1541 (C64)	\$179.95

### SOFTWARE

<b>Word Processors</b>	
Paper Clip (w/spell)	\$74.95
Word Pro 3 + (64)	\$39.95
Write Now	\$39.95
Bank Street Writer	\$45.95
Fleet System 2	\$64.95
Script 64	\$39.95
Easy Script	\$39.95

### Data Bases

Superbase 64	\$75.95
The Consultant	\$69.95
Practifile	\$29.95
File Now	\$39.95
FCM by Continental	\$59.95
PFS File	\$59.95

### Special Sheets

Multiplan	\$59.95
Practicalc II	\$49.95
Swift Calc	\$59.95
Calc Result	\$69.95
The Manager	\$35.95

### Utility Software

Print Shop	\$34.95
Fast Load	\$29.95
Mail Now	\$32.95
BI 80 (80 column card)	\$149.95
Floppyclene Head Cleaner	\$ 14.95

### DISKETTES\*

Computer Warehouse ss/dd	\$14.95
Elephant ss/sd	\$13.95
Elephant ss/dd	\$16.95
Maxell MD1	\$18.95
Maxell MD2D	\$24.95
SKC ss/sd	\$13.95
SKC ss/dd	\$16.95

\*Prices per boxes of 10

WYSE (IBM Compatible)	CALL
Commodore Computers	CALL

We also carry a full line of Commodore Hardware, Software and accessories.

# COMPUTER WAREHOUSE

(In FL) 305-274-3680; 1-800-372-0214  
7222 S.W. 117th Avenue, Miami, FL 33183

Add 3% for shipping and handling charges. Ad prices reflect 3% cash discount. Credit card orders should add 3%. Prices subject to change without notice.



the zero flag to be updated. This is indicated by the “-” under the Z in the Condition Codes column on page 417 of the *PRG*. This information is repeated in larger letters on page 251 of the *PRG*.

If you look up the DEY instruction on page 242 of the *PRG*, you will see that the N and the Z flags are checked. This means that after the processor performs a DEY instruction, it looks at the result of the operation and sets those two flags accordingly. The N flag is set whenever the most significant bit (MSB) of the result is set. (“Set” means “equal to one.”) The Z flag is set whenever the result of an operation is zero.

The value of Y was initially 0, and the first DEY instruction decremented it to \$FF. Since \$FF is not equal to zero, the Z flag will not be set. (That is to say, it will be reset or cleared.) Consequently, the BNE (“Branch if Not Equal to zero”) instruction sends the processor back to address LOOP. A quasi-BASIC translation of the DEY : BNE LOOP instruction pair might be

```
Y = Y-1 : IF Y<>0 THEN GOTO LOOP
```

Read the description of the BNE instruction on page 238 of the *PRG*. Keep in mind that the state of a flag is determined by the last instruction which affected that flag.

The three instructions in the main loop beginning in line 24 of the CLRSCR.O listing will be executed 255 times, with Y being decremented from 255 to 1 and addresses \$20FF through \$2001 being cleared. On the 256th time that line 24 is executed, Y is decremented to zero, thereby setting the Z flag. Address \$2000 will be cleared, and the conditions for the BNE instruction to branch back to LOOP are not met. Execution continues with line 27.

The page address stored in location PAGE0+1 is incremented from \$20 to \$21. Now addresses \$21FF through \$2100 will be cleared. The X register is decremented in line 28. It is keeping count of the number of pages which still must be cleared. Since X is decremented from 31, the result is 30 and therefore the N flag is not set. The BMI (“Branch on a MINus result”) statement looks at the N flag. Results which have an MSB of one are considered “minus.” Thus \$80 through \$FF (128 through 255) are negatives. \$00 through \$7F (0 through 127) are positives or “plus” results.

Since the N flag is not set, execution continues at line 30. The Z flag is not set (since X was not decremented to 0), and line 30 branches back up to the main loop to clear the next page of memory. A translation of the instructions DEX : BMI DONE : BNE LOOP might be

```
X = X-1 : IF X>127 THEN GOTO DONE
IF X<>0 THEN GOTO LOOP
```

Keep in mind that X is an eight-bit quantity and decrementing it from 0 gives a result of 255.

On the 31st time the DEX in line 28 is executed, the Z flag will be set, since X becomes zero. At this point, the 31 (\$1F) whole pages from \$2000 to \$3EFF have been

cleared. The BMI instruction in line 29 is still bypassed, since X is not negative yet. The BNE in line 30 is also bypassed, since X now equals zero. The Y register is loaded with the number of additional bytes (\$40) to be cleared. The page address has already been incremented to \$3F00 in line 27.

Now as the main loop is repeated, addresses \$3F3F through \$3F00 are filled with zeroes. Line 28 decrements X to \$FF, and the BMI instruction sends the program to its conclusion. The RTS instruction returns control to BASIC.

## HOW FAST?

The instructions in the main loop must be executed 8000 times. Is the increase in speed really worth all that we’ve just been through? The results of some simple timing tests are very convincing. Clearing 8000 bytes of RAM in BASIC using a FOR-NEXT loop require 1766 jiffies (sixtieths of a second). This machine language routine clocks in at a grand total of 13 jiffies, and that includes the time required for BASIC to read the object code file into memory from the disk. The routine itself takes only 6 jiffies once it is in memory.

Hard to believe, but true. The machine language program is over 135 times faster than BASIC and nearly 300 times faster if it is already in memory. That’s what makes assembly language worth it all – aside from being an exciting intellectual challenge!

## CREATING THE PLOT

We will not go through the second assembly language program in as much detail as the first. The purpose of the second assembly language program is to process the specified values of X and Y and to light the appropriate pixel on the screen. Refer to the PLOT.SC.S listing for the following discussion.

The BASIC program in Listing 1 POKes values into memory locations XVAL, XVAL+1, and YVAL for X and Y. X is a two byte quantity between 0 and 319. Y is a one byte quantity from 0 to 199. The first task of PLOT.SC.S is to make sure that the X and Y values are in the proper range. If either is out of range, it is changed to the maximum value.

Beginning at line 43, the program evaluates each term of the expression

$$Z = 320 * \text{INT}(Y/8) + (Y \text{ AND } 7) + 8 * \text{INT}(X/8) + 8192$$

which we saw last month gives the address of the memory cell corresponding to the point (X,Y). Taken a piece at a time, the task is not as formidable as it might seem.

The most difficult problem is to multiply  $\text{INT}(Y/8)$  by 320. The procedure is to first calculate  $8 * \text{INT}(Y/8)$  and to multiply that result by 40. Finding  $8 * \text{INT}(Y/8)$  is simply a matter of dropping off (truncating) the three least significant bits of Y. This is done with the statement in line 52,  $\text{AND} \#\$FB$ . The accumulator contains



the one byte quantity Y. The "#" implies the immediate addressing mode. The processor takes the quantity \$F8 and performs the logical AND function between it and the accumulator's value, leaving the result of the calculation in the accumulator.

We are using a masking operation here. The three least significant bits of \$F8 are zeroes and the other five bits are ones. ANDing any quantity with zero gives zero while ANDing any quantity with one leaves the quantity unchanged. Consequently, the five most significant bits of Y are unchanged and the three least significant bits become zero by the operation (Y AND \$F8). This is equiv-

alent to the value 8\*INT(Y/8).

The result is then multiplied by forty. Multiplication by powers of two is relatively easy in machine language. It amounts to little more than shifting a binary quantity one place to the left. Unfortunately, forty is not an even power of two. It is equal to the sum of two separate powers of two, namely eight and thirty-two. We will use the fact that 40\*Z equals (8\*Z + 32\*Z), where Z presently equals 8\*INT(Y/8). The result will be a two byte quantity. The MSB will be in location Z+1 and the LSB will be in location Z.

The ROL (rotate left) instruction in line 61 is used to

## Assembled Version of PLOT.\$C.O

```

1  *
2  * RUPERT REPORT #19
3  * ASSEMBLER LISTING 3
4  * HIGH RESOLUTION PLOTTER
5  *
6  *      ORG  $0000      ;START AT 49152
7  *
C000: 4C 08 C0 8  *      JMP  START
C003: 3F 01 10 XVAL  DA  319      ;2 BYTE:LSB,MSB
C005: 00 11 YVAL  DFB  0        ;1 BYTE
C006: 00 20 12 BASE  DA  $2000    ;BIT-MAP MEMORY
13 Z      EQU  $FB          ;4 BYTES ON PAGE 0
14 *
15 START
16 *****
17 *      MAKE SURE X < 320      *
18 *****
C008: AD 04 C0 19 LDA  XVAL+1      ;CHECK XVAL MSB
C00B: F0 13 20 BEQ  OKX        ;OK IF 0 (X<256)
C00D: A9 01 21 LDA  #1          ;--- X > 255 ---
C00F: 8D 04 C0 22 STA  XVAL+1      ;MAKE MSB=1
C012: AD 03 C0 23 LDA  XVAL      ;LSB MUST BE<64
C015: 30 04 24 BMI  FIXX      ;FIX IF NOT
C017: C9 40 25 CMP  #540      ;LSB<64?
C019: 30 05 26 BMI  OKX        ;YES
C01B: A9 3F 27 FIXX  LDA  #3F      ;USE MAX LSB
C01D: 8D 03 C0 28 STA  XVAL
29 OKX      ;NOW XVAL<320
30 *****
31 *      MAKE SURE Y < 200      *
32 *****
C020: AD 05 C0 33 LDA  YVAL
C023: 10 0B 34 BPL  OKY          ;Y < 128
C025: 29 7F 35 AND  #57F        ;Y=Y-128
C027: C9 48 36 CMP  #548      ;(200=128+$48)
C029: 30 05 37 BMI  OKY        ;Y<200
C02B: A5 C7 38 LDA  199        ;USE Y MAX
C02D: 8D 05 C0 39 STA  YVAL
40 OKY      ;NOW YVAL<200
41
42
43 *****
44 *      Z=40*(8*INT(Y/8)) + (Y AND 7) *
45 *      + 8*INT(X/8) + BASE      *
46 *****
47
48 *****
49 *      GET Z = 8*INT(Y/8)      *
50 *****
C030: AD 05 C0 51 LDA  YVAL      ;TRUNCATE
C033: 29 FB 52 AND  #$FB      ; 3 LSbits
C035: 85 FB 53 STA  Z        ;WORK AREA
C037: A9 00 54 LDA  #0
C039: 85 FC 55 STA  Z+1      ;MSB=0
56 *****
57 *      GET Z = 40*Z (2 BYTE QTY.) *
58 *****
C03B: A5 FB 59 LDA  Z
C03D: 18 60 CLC
C03E: 2A 61 ROL  A
C03F: 26 FC 62 ROL  Z+1      ;2*Z
C041: 2A 63 ROL  A
C042: 26 FC 64 ROL  Z+1      ;4*Z
C044: 2A 65 ROL  A
C045: 26 FC 66 ROL  Z+1      ;8*Z
C047: 85 FD 67 STA  Z+2      ;--LSB 8*Z--
C049: A5 FC 68 LDA  Z+1
C04B: 85 FE 69 STA  Z+3      ;--MSB 8*Z--
C04D: A5 FD 70 LDA  Z+2      ;LSB 8*Z
C04F: 2A 71 ROL  A
C050: 26 FC 72 ROL  Z+1      ;16*Z
C052: 2A 73 ROL  A
C053: 26 FC 74 ROL  Z+1      ;32*Z
C055: 18 75 CLC
C056: 65 FD 76 ADC  Z+2      ;LSB 32*Z+8*Z
C058: 85 FD 77 STA  Z+2
C05A: A5 FC 78 LDA  Z+1
C05C: 65 FE 79 ADC  Z+3      ;MSB 32*Z+8*Z
C05E: 85 FE 80 STA  Z+3
81 * RESULTS IN Z+2(LSB) AND Z+3(MSB)
82 *****
83 *      GET Z = (Y AND 7) + Z      *
84 *****
C060: AD 05 C0 85 LDA  YVAL
C063: 29 07 86 AND  #7          ;Y AND 7
C065: 18 87 CLC
C066: 65 FD 88 ADC  Z+2      ;ADD TO Z
C068: 85 FD 89 STA  Z+2      ;LSB
C06A: A5 FE 90 LDA  Z+3
C06C: 69 00 91 ADC  #0        ;ADD CARRY
C06E: 85 FE 92 STA  Z+3      ;MSB
93 *****
94 *      GET Z = 8*INT(X/8) + Z      *
95 *****
C070: AD 03 C0 96 LDA  XVAL      ;LSB
C073: 29 F8 97 AND  #$F8      ;8*INT(X/8)
C075: 18 98 CLC
C076: 65 FD 99 ADC  Z+2      ;LSB Z
C078: 85 FD 100 STA  Z+2
C07A: AD 04 C0 101 LDA  XVAL+1      ;X MSB--NO CHANGE
C07D: 65 FE 102 ADC  Z+3      ;MSB Z
C07F: 85 FE 103 STA  Z+3
104 *****
105 *      GET Z = BASE + Z      *
106 *****
C081: AD 06 C0 107 LDA  BASE      ;LSB
C084: 18 108 CLC
C085: 65 FD 109 ADC  Z+2      ;LSB Z
C087: 85 FD 110 STA  Z+2
C089: AD 07 C0 111 LDA  BASE+1      ;MSB
C08C: 65 FE 112 ADC  Z+3      ;MSB Z
C08E: 85 FE 113 STA  Z+3
114 *****
115 *      FIND BIT = 7 - (X AND 7)      *
116 *****
C090: AD 03 C0 117 LDA  XVAL      ;Y LSB
C093: 29 07 118 AND  #7          ;(X AND 7)
C095: 85 FB 119 STA  Z        ;SAVE IT
C097: A9 07 120 LDA  #7
C099: 38 121 SEC          ;NORMAL SUBTRACT
C09A: E5 FB 122 SBC  Z          ;BIT=7-(X AND 7)
123 *****
124 *      SET BIT IN LOCATION Z      *
125 *****
C09C: AA 126 TAX          ;BIT# IN X
C09D: 38 127 SEC          ;ROTATE CARRY...
C09E: A9 00 128 LDA  #0          ;X TIMES INTO A
C0A0: 2A 129 LOOP  ROL  A
C0A1: CA 130 DEX          ;DONE YET?
C0A2: 10 FC 131 BPL  LOOP      ;NO
C0A4: 85 FC 132 STA  Z+1      ;SAVE IT
C0A6: A0 00 133 LDY  #0          ;NO OFFSET
C0A8: B1 FD 134 LDA  (Z+2),Y      ;GET SCREEN BYTE
C0AA: 05 FC 135 ORA  Z+1          ;SET PROPER BIT
C0AC: 91 FD 136 STA  (Z+2),Y      ;UPDATE SCREEN
C0AE: 60 137 END  RTS

```



rotate the LSB of Z which is in the accumulator. The most significant bit which falls off the left side of the accumulator goes into the carry flag inside the processor. The next ROL is performed directly on memory address Z+1. The carry bit is rotated into the least significant bit position of Z+1, and all the zeroes in Z+1 get shifted one place to the left. Notice that the carry bit was cleared in line 60 before the process was begun.

After three repetitions, Z and Z+1 store a two byte quantity which is eight times its original value. We will use this value later so it is copied into locations Z+2 and Z+3 for safe keeping. Two more repetitions gives thirty-two times the original value of Z and Z+1. Lines 75 and 80 add this quantity to the intermediate values at Z+2 and Z+3 and put the results into Z+2 and Z+3, thus giving forty times the original value of 8\*INT(Y/8).

At line 113 of the PLOT.\$C.S listing, the address corresponding to the pixel at location (X,Y) is stored in Z+2 and Z+3 (LSB, MSB). Lines 115-122 calculate the proper bit value (0 through 7) corresponding to that pixel.

The final segment of the program at line 124 shifts a single one into the proper bit position of the accumulator. This result is ORed with the value in the selected bit map memory location, thereby turning on the pixel

at position (X,Y).

Calling this machine language subroutine to calculate and plot each point is still roughly twice as fast as using the BASIC subroutine in lines 400 through 430 of Listing 1 to do the same thing. The program in Listing 1 checks the keyboard buffer index after each point is plotted. The INKEY\$ routine does not work in this bit map graphics mode, so a more fundamental approach was required to interrupt the program. Remember that if the program stops in bit map graphics mode, you can blindly enter GOTO 300 to return the screen to text mode. Once the patterns have been drawn, the program waits for any key to be pressed before returning to normal mode.

The best ways to learn assembly language are to read books and magazine articles about it, study examples of programs written by others, and (most important) get an editor/assembler and use it. Two books that I have found useful are *6502 Software Gourmet Guide & Cookbook* by Robert Findley (Scelbi) and *Programming the 6502* by Rodney Zaks (Sybex).


We will wrap things up with three challenges you might enjoy. First, modify the CLRSCR.O listing so that it fills the color memory (1024 through 2023) with a specified color code in addition to clearing the bit map memory. Second, write a machine language routine to draw a line between endpoints specified by the user. (Perhaps start with horizontal and vertical lines only.)

Third, see how quickly you can analyze this bug that took me a couple of hours to eliminate. Swap the DEY and STA instructions in lines 24 and 25 of CLRSCR.O. LOOP is now the label for the STA instruction. The program still works almost perfectly. In fact, it works fine for 7999 of the 8000 bytes. Can you figure out where it fails?

As a follow-up to the March *Rupert Report* on the DOS Wedge, James Borden (Carlisle, PA) sent the following additions and a correction. To change the disk drive number, type @#d <RETURN> where d is the new drive number (8 or 9). You can pause a directory listing by tapping the space bar. Pressing it again continues the scrolling or pressing <RUN/STOP> stops it. Mr. Borden suggested that after pressing <RUN/STOP>, you may move the cursor up the left column to the line containing the desired filename and type "/", "%", or <up arrow> then <RETURN>. That way you may load and run a program without having to type its name. (You don't have to erase the numbers in the file size column either.) Mr. Borden correctly pointed out that entering LOAD"W":8:RUN will not automatically load and run the program "W". Instead of typing RUN after the colon, you must hold the shift key and press the <RUN/STOP> key. Thanks for the feedback.

Until next month, keep those programs speeding along. Inject a bit of machine language into them.

SEE PROGRAM LISTINGS ON PAGE 89



# COMMODORE-64

## SOFTWARE-OF-THE-MONTH CLUB®

(division of O.C.S., Inc.)

We guarantee you'll never again buy useless software for your personal computer.

### CLUB MEMBERSHIP OFFERS BIG SAVINGS

#### NO OBLIGATIONS

When you enroll you will

- Keep only the software that you can use. Examine for a full 10 days; if it's not what you want, return it for a full refund.
- Receive discounts up to 30% on your software choices.
- Be eligible for our Bonus Point Plan—additional discounts applied toward purchases.
- Receive our informative monthly newsletter full of helpful tips for getting the most from your Commodore-64.
- Receive notice of Special Sales where you'll save as much as 50% off list.

The Software-of-the-Month Club is Unique.

No minimum purchases are required—no automatic shipments to you.

Enroll now and receive *absolutely free* Public Domain Software.

Please check  Cassette  Disk

---

GREAT IDEA! I can't lose. Enroll me now in the Software-of-the-Month Club. I understand there is no obligation. Enclosed is my \$10 membership fee.

Check  Money Order  Bank Card

Name \_\_\_\_\_

Address \_\_\_\_\_

City/State/Zip \_\_\_\_\_

Visa/MC# \_\_\_\_\_ Expiration date \_\_\_\_\_

Signature \_\_\_\_\_

Cut out and mail today to

**SOFTWARE-OF-THE-MONTH CLUB**  
Ohio Computer Services, Inc.  
P.O. Box 128723  
Cincinnati, Ohio 45212

3

Reader Service No. 109

44 AHOY!



# BRAINFRAME

## An Exercise in Logic for the C-64

By Norm Vogel

**S**ubmitted for your approval is a new version of the venerable logic puzzle, *Mastermind* ("MM")™. I wrote the original version of this program when *MM* first came out, but since the advent of the C-64, it was modified extensively to take advantage of the 64's color and sound capabilities. The result is *Brainframe*—a program which I feel is superior to other versions of this game currently available, and not just another number guessing game.

After the title screen clears, the instructions are printed. The program then prompts for the number of digits to solve (3-5; relatively easy to very hard). When the number has been selected, the game begins.

You input your guess (the RETURN key is not needed—if a mistake is made, hit "R" to redo), then the machine "thinks" about your entry via changing colors and sounds generated by the input. It then prints its evaluation.

During the game, various prompts and sound effects are used; for example, if you haven't gotten the solution

in 10 tries (on a 3-number game), the program displays the message, "You haven't got it YET?!" and gives you a "raspberry."

If the puzzle is solved, "Charge!" is played, along with the answer and number of tries, plus an evaluation of the game, e.g., "Not bad, but you need more practice!" Also shown is a "rating" system whereby you can see, for example, how many games you won in five tries. This display can handle double digits without getting physically larger. It also displays the total number of games played and the number of "give-ups." (If the puzzle is solved in a remarkably short time, the "give-up" count is reduced to zero for the rest of the game.) The game then asks for a replay. (Note: if the "number of digits" is changed, the "rating system" resets itself.) □

SEE PROGRAM LISTING ON PAGE 109

*Mastermind* is a trademark of Invicta Plastics.

# PRINTAT

## For the C-64

By Simon Edgeworth

**T**his little program simulates the PRINTAT command of some versions of BASIC. It enables you to move the cursor anywhere on the screen with a single command.

The main program (lines 10-18) puts a short machine language program into memory, starting at location 679, and sets the variable AT equal to 679.

The command SYS AT, followed by two numbers, will now move the cursor to any desired location on the screen. For example: SYS AT,8,12: PRINT "MARS" will print "MARS" starting at line 8, column 12. SYSAT, L,C: PRINT "VENUS" will print "VENUS" starting at line L, column C. The demonstration program (lines 20-48) gives more examples of how the command can be used.

To use this utility in your own programs, you only need lines 10-18. Put them at the beginning of your program, and you will be able to use the new command for all of your screen formatting. □

SEE PROGRAM LISTING ON PAGE III

commodore owners

# DON'T THROW YOUR PRINTER OUT!



You can now custom design your own printer fonts or choose from one of the different varieties already on the disk. Not only that but you can read in any standard commodore ASC II sequential file and change the typeface.

All THIS PLUS:

1. Mix up to 15 fonts in one document.
2. Design custom fonts including symbols, foreign language, math symbols ect..
3. Includes font to give you descenders on your 1525/801 printer.
4. Convert most popular word processing files to custom fonts. For special effects.
5. Also includes the signwriter 64 program to print signs and banners.

**Micro-W.**  
DISTRIBUTING, INC  
1342 B Route 23 Butler, N J

TO ORDER FONT  
FACTORY/ SIGNWRITER CALL:

**201-838-9027**

\* Requires 1525 801 or any other printer with graphics interface (MW 350, Ty mac Connection ect. . .)




Reader Service No. 104



# MERLIN 64™

THE BEST MACRO ASSEMBLER FOR THE COMMODORE 64  
Easy to use for the beginner or professional, Merlin 64 is  
an extremely powerful macro assembler.  
Just a few of its features include:



- Fast assembly times
- Word processor like editor
- Conditional assemblies, Optional assembly to disk
- Includes Sourceror, an easy to use disassembler that creates Merlin 64 source files from binary data
- Macro library of common operations
- Cross Ref. utility program
- 80 column display compatibility

"This is the best assembler I've seen for the Commodore 64..."  
Wm. Sanders / Assembly Language for Kids

"...an outstanding value... I can't imagine how it could  
be better."

**\$49.95\*** C Peterson / AHOY! Magazine  
\*Plus \$3.00 Shipping, CA Res. add 6% Sales Tax.

Ask your local dealer for details, or just write or call:

**Roger Wagner™**  
PUBLISHING, INC.

P.O. Box 582 • Santee, CA 92071 • Telephone: 619/562-3221

Reader Service No. 113

# FLOTSAM

Dear Mr. Allikas:

I have become a recent reader of *Ahoy!* I must say that you do an outstanding job as editor in bringing together a variety of informative and practical articles and features. Editorial matter is presented in an interesting manner with clarity and appeal to the eye.

You are to be commended for your many contributions in making *Ahoy!* a most valuable publication for the Commodore user.

*Samuel Rabinoff, Principal  
P.S. 207, Queens, NY*

*Ordinarily, we'd be too embarrassed to print such an overwhelmingly positive letter. But what editor could resist a letter from his elementary school principal?*

I have been an avid reader of your magazine since your premier issue. I enjoy it very much and get a lot of useful information from it.

One objection I have that I feel should be brought to your attention are the ads from CVC Online that have appeared in the last few issues.

I am not a prude or moralist, but I do not think that a magazine of this quality is enhanced with advertisement of this nature. I am sure that the revenue obtained by accepting advertisement of this sort will be more than lost when circulation decreases due to those that do not care to have advertisement of that type put in the hands of their children.

I am taking the time to write, hopefully to encourage you to maintain the high quality of your magazine including the advertising that most of your subscribers read.

Thank you for your consideration of my observation and comments. I hope to remain a reader and advocate of your magazine.

*John W. Carino  
Columbia, SC*

*yes*

WE RENT

**commodore 64**

GAMES AND SOFTWARE

\*DATABASES & UTILITIES

\*FOREIGN LANGUAGES

\*ADVENTURE GAMES

\*ARCADE GAMES

Call toll-free outside Texas: 1-800-433-2938



**WEDGWOOD RENTAL**  
5316 Woodway Drive  
Fort Worth, Texas 76133



Reader Service No. 165



*"Sure it's user-friendly!  
Who do you think bought this round?"*



# THE WIZARD OF IM

For the C-64

By Bob Spirko

**I**n a remote corner of the galaxy, the planet Obid is suddenly assailed by a meteor storm. As this ancient planet hurtles through a swarm of rocks, its greatest city, called Im, is threatened with annihilation. A city council is hastily assembled and a decision unanimously struck: send for the Wizard of Im!

You are the Wizard of Im. Brandishing a magic wand that hurls huge fireballs, you set forth to destroy the deadly cascade of rock and spare the city. Despite your powers, however, it remains to be seen if you are quick enough to blast the multitude of menacing meteors before they fall to earth.

*The Wizard of Im* is a colorful action game that requires lightning reflexes. At first, you'll find it easy to demolish the meteors as they fall from the sky, but in time the speed and number of rocks increases so that you must work frantically to destroy them while at the same time keeping yourself from being struck down.

Since *The Wizard of Im* is written entirely in machine language, you'll need *Flankspeed* to type it in. Run *Flankspeed* (see page 86) and enter the following hexadecimal numbers:

starting address: C000

ending address: C71F

Once entered, save the program on disk or tape. Now reset your computer and type LOAD"WIZARD OF IM",8,1 for disk or LOAD"WIZARD OF IM",1,1 for tape. To start, enter SYS 49152.

The screen will display a brief introduction and then the action begins. Use your joystick to move the wizard left or right, and press the fire button to release a fireball. At the bottom of the screen, your score, lives, level, and best score are displayed. Each meteor that you vaporize will net you a few points or few dozen points, depending on the level that you are on. To your credit, the occasional meteor will disintegrate of its own accord before striking the ground. However, meteors that elude your fireballs and reach the earth will cost you points (except on the first level).

As you progress through the levels, the meteors appear more often and move faster. In time, the screen becomes so congested with hurtling rock that moving the wizard

safely becomes difficult. You'll notice, too, that some levels are more formidable than others. This is because the value of each rock is increased with each level and then reset. This means that some levels will take longer to get through than others, but once through these the next few levels will be quicker.

Like all good wizards, you have three lives. Should you be struck by a meteor you will lose one life. Thrice killed, the action stops and you can start over by pressing any key. During the play itself you can reset the game by pressing f7, or you can exist back to BASIC with f8. To pause at any time press the SHIFT-LOCK key. □

SEE PROGRAM LISTING ON PAGE 98

## ♣ BridgePro<sup>®</sup> ♠

BridgePro is the first program I've seen that provides a challenge for the average-to-excellent bridge player. . . The documentation is excellent and allows a new bridge player to learn the basics.

—Harvey Bernstein, *Antic Magazine*, Feb. 1985

After having tried three other bridge programs, I find that BridgePro is indeed a pro game. . . It is designed for both the beginner and the advanced player. . . I didn't find anything that could be improved upon.

—Helen Garret, *Apple-Dayton Journal*, March 1985

If you like to play bridge and don't have three other players ever-eager to play, this software is a must. For bridge freaks it's good enough to justify buying a computer. . . Whether you are a "master" or a beginner, this is great software.

—Christian Basler, NY  
Commodore Users Group  
Review, Sept. 1984



BridgePro is designed to let you learn, improve, or just enjoy the card game of bridge. The program provides complete bidding, play and scoring for 1 or 2 players. Features include random hands, bidding help, demonstration mode, hand replay/quit, best hand, auto finish, duplicate mode, and fast machine language speed.

\$35  
DISK

CA Residents add \$2.28 Sales Tax  
Add \$2 for COD/UPS 2nd Day Air  
VISA/MasterCard Welcomed

48 Hour Free Shipping  
(415) 930-8075

Computer Management Corp.  
2424 Exbourne Ct.  
Walnut Creek, CA 94596  
Dealer Inquiries Invited

Commodore 64 • Atari  
Apple II • IBM PC/PC jr



# D-Compiler

**\$59.95**


The first D-Compiler to give you back your source code *after* your program has been compiled with \*Blitz.

\*Blitz is a trademark of Skyles Electric Works

# 1541 Super ROM

**\$39.95**

- Fast Save Load Verify
- Fast Scratch and Validate
- 10 Second Format with Verify
- No more Drive Head rattling during Format or Error Reading
- also Save with Replace is Improved
- Two times faster, Eight times faster when used with Turbo 64 which is included
- 1541 Super ROM is 100% Compatible
- Easily installed in Minutes



# APALLO COPIES IT ALL

**APALLO Does it All.** This program is the latest generation of copy programs. It will do everything the \$39.00 and \$49.00 programs will do and **more**. It Copies **ALL** drive errors, bad tracks and sectors, non-standard format, bad syncs, and half tracks. We feel this is the best program of its kind available...



**\$29.95**

# MSD Sure Copy

At last a complete utility package for the MSD Dual Drive. This is the first MSD utility program that does it all. The main menu options include:

- Copy Protected Disk
- Copy Files
- Format a Disk
- Change Disk Name
- Quit
- Copy Unprotected Disk
- Scratch a File
- Rename a File
- View Directory

**\$39.95**

*Sure Copy will put all errors automatically on disk: 20, 21, 23, 27 and 29's.*

# D-CODER

- Translates any machine language program into easy-to-read English descriptions with complete explanations of each command!
- Makes complete notations of all important memory locations accessed by the program! (SID, VIC, MOS, KERNAL, etc.)
- Gives you three ways of accessing programs:
  - 1) Will read and list programs from DISK
  - 2) Will read and list programs from MEMORY!
  - 3) Direct user input (from magazines, etc.)
- Can be used to locate and examine any machine language program's protection routines!
- Can be used to easily break apart machine language programs for study and examination!
- Printer option for complete hard copy listings!

You no longer need to be an EGGHEAD to read Machine Language.



**\$19.95**

# N-CODER

the machine language manipulator...

**\$19.95**



The perfect companion program to D-CODER!


Allows you to easily make changes in machine language programs... right on the disk!

- Rewrite ability allows code to be altered and then rewritten directly to the disk!
- Features sector-by-sector scrolling assembly language display of machine language programs!
- Notation of ASCII text equivalents for easy spotting of embedded text strings!
- Handy reference display of all assembly language commands and their ML numerical equivalents!
- Byte splitter for easy splitting of decimal addresses into low byte-high byte... mat!

# Super Loader

Super Loader is a Kartridge that plugs into your expansion port, that allows the computer, on power up start the disk drive and load the first preselected program on the disk.

- Change colors
- Load wedge
- Works with more drive
- Takes up no memory
- Reset switch included



Only **\$29.95**

**TOOL BOX**

This Disk has over 100 routines, some of them are routines for protection, smooth scrolling, modem routines, and sound and color

routines. They can easily be incorporated into all of your programs. It is also fully documented.

**\$19.95**



# Slik Load

**\$29.95**

Slik Load is a Kartridge for the C-64.  
Slik Load is the most reliable, effective and thought out Kartridge of it's kind.

The options include:

- 5 times faster load
- Eliminates drive rattle when errors are encountered.
- Old and un-new  
Will restore a basic program

- Status key will give you information on device number, bytes free and status of the drive.
- Slik Load is also fully compatible with the 1541 Super Rom



**\$19.95**

- DMS-Errors 20, 21, 22, 23, 27 & 29
- Format Single Tracks
- Read Disk Errors
- 1/2 Track Reader-read and select 1/2 track
- 1/2 Track Formatter-Format a disk with 1/2 tracks. This is where the next protection schemes are coming from.
- Drive Mon-Disk Drive assembler/dis-assembler. For your 1541.
- The Doc-Disk Doctor that reads code under errors.
- Sync Maker-Place a sync mark on any track out to 41 Also used for protection.

- Sync Reader-Check for Sync bits on any track out to 41.
- Change Drive No.-Changes drive number (7-30)
- Disk Logger-Finds starting track sector; start and end addresses.
- Disk Match-Compare any two diskettes. Byte for byte.
- New Wedge-Easier to use DOS wedge.
- ID Check-Check ID's on any track.
- Unscratch-Restore a scratched file.
- View-BAM-Visual display of the free and used sectors on a diskette.

Read/Write Test-1541 performance test.  
Repair a Track-Repair a track with checksum errors. Reads code under errors and restores track.  
Fast Format-Format a disk in just 10 seconds (with verify!).

**This is the only utility of its kind. It even has a 3 min. copy on it.**

## WAR GAMES AUTODIALER



- 1-Auto Dial will automatically dial a set of numbers you choose.
- 2-Review Numbers will review numbers that were answered by a computer.
- 3-Save Numbers will save numbers where a computer answered.
- 4-Hardcopy of Numbers will print out list of numbers where a computer answered.
- 5-LOAD Numbers will load in numbers to continue where it left off.
- 6-Continue will pick up dialing where it was interrupted.

**\$29.95**

## KARTRIDGE KRACKER

NOW you can own this unique and powerful tool which will allow you to dump the contents of 8K and 16K cartridges onto disk! But what's really great is that you can also RUN the cartridges programs without plugging in the cartridge! The KRACKER gets YOU INSIDE the cartridge! Put all your favorites on disk and get rid of the clutter. This package provides your with the software and hardware needed to get started. Program on disk included. (Some cartridges require use of external RAM not included)



**\$44.95**

## SOFTWARE PROTECTION HANDBOOK

**3rd Edition**

THIRD EDITION! NOW AVAILABLE!

If you're tired of being harassed by protected software and too many copy programs, then this is the book for you! This 224 page manual covers the gambit from legalities to protection methods to step-by-step back up procedures. Now you can learn both how to protect and unprotect software! The techniques covered include copying cartridges to tape or disk, tape protection, and disk protection. Disk protection covers error no.'s 20, 21, 22, 23, 27 and 29 plus single track formatting, header modification, header swapping, half track reading and writing, reading and writing modified bit densities, formatting illegal tracks/sectors, sync writing and more! The Third edition explains, tells how to detect and how to write them with included software. Eleven useful utilities and many protection listings! Our disk analysis programs reveal the protection methods used on your originals. A diskette with all software is available for a minimum extra charge. This may not be the only book you should have for the C-64, but it is certainly the one book you should not be without!

C64 Book only .....	\$19.95 US
Book & Disk of all programs .....	\$29.95 US
Vic 20 book ... Cart. & Tapes only .....	\$9.95 US

THIS MANUAL DOES NOT CONDONE PIRACY

\* SHIPPING: \$2.00

## TOP SECRET STUFF II

All C128 Compatible

- Split Screens (Horizontally)
- Smooth Scrolling
- Save Ram From Under Roms
- No Drive Rattle On Errors
- Triple Drive Head Speed
- Autoboot Maker
- Koala Screen DUMP
- Display GCR
- Fast Disk Eraser

- Protect Scheme For Your Disks
- Write Protect Disk
- Unwrite Protect Disk
- Mini D.O.S. Wedge
- Fast Diskmatcher
- Data Statement Maker
- Unnew
- 3 Minute Copy
- D.M.S.

If you have TSS#1, You'll Like This One! All on one disk **\$19.95**

## Bulletin Board


Set up and operate your own bulletin board with one or two disk drives. This one has all the features and you can customize it easily yourself!

- |                         |                          |
|-------------------------|--------------------------|
| 1-RUN MEGASOFT-BBS      | 8-READ SYSOP MESSAGES    |
| 2-CREATE MEGA FILES     | 9-WRITE OPENING MESSAGE  |
| 3-ADD TO SYSOP'S CORNER | 10-READ LOG              |
| 4-NEW SYSOP'S CORNER    | 11-CYCLE LOG             |
| 5-READ MESSAGES         | 12-READ DOWNLOAD FILE    |
| 6-SCRATCH MESSAGE       | 13-SCRATCH DOWNLOAD FILE |
| 7-CYCLE MESSAGES        | 14-ADD TO OTHER SYSTEMS  |
|                         | 15-CREATE OTHER SYSTEMS  |

**\$59.95**

## BBS

- Leveled Access
- Private Message Base
- Up to 300 Passwords
- Expert Mode
- Open Chalk Board for Highest Level Access



Enclose Cashiers Check, Money Order, or Personal Check. Allow 14 days for delivery. 2 to 7 days for phone orders. Canada orders must be in U.S. Dollars. VISA — MASTER CARD — C O D

Programs for C-64 \$2.00 S & H on all orders



# MegaSoft Limited

P.O. Box 1080, Battle Ground, Washington 98604


Phone (206) 687-5116 • BBS 687-5205 After Hours Computer-to-Computer

Software Submissions Invited.



# PRINT SHOP

**T**he *Print Shop* from Broderbund is a multipurpose graphic utility which turns the Commodore 64 with dot matrix printer into an all-purpose greeting card, banner, and poster



generator. It is one of the best thought out, easiest to use packages I've come across for the Commodore 64. It is so easy to use, in fact, that I was able to generate my first greeting cards without once referring to the manual. The manual, by the way, is a well-written, 28 page, 8½ x 11" softcover book. It does a thorough job of describing *The Print Shop's* numerous features. To help get you started, the numerous illustrations are a source of inspiration.

## WHAT IT DOES

*The Print Shop* is a collection of integrated programs that will allow your Commodore 64 to perform many of the services heretofore farmed out to your local printery. These consist of:

1. Greeting card generator—turns a sheet of paper into a quarter-folded missive, complete with messages on the front and inside as well as a cred-

it line on the back (Hallmark, move over).

2. Sign printer—sure to be welcomed by many a small business, as it saves hours with a stencil. These single sheet displays have become all the rage at the local computer fairs and flea markets.

3. Letterhead generator—allows you to create fully illustrated customized stationery.

4. Banner printer.

5. Kaleidoscope generator, complete with bit map screen dump.

## GREETING CARDS GALORE

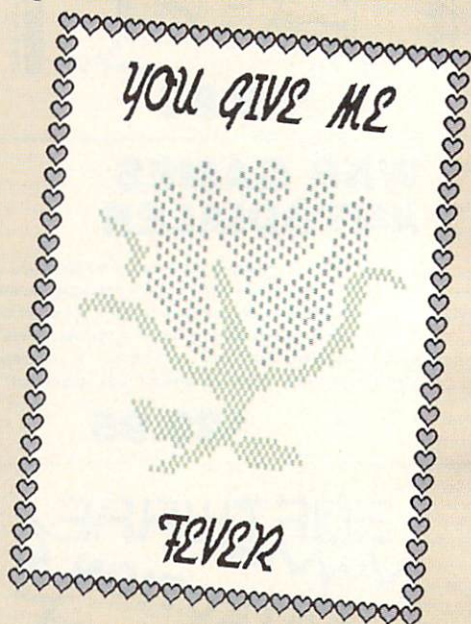
The greeting card generator will most likely be the first part of this package you will try out. As with all the routines, a set of menus takes you through the entire process.

First you may choose one of nine possible borders or none at all. The borders range from simple lines through flowers and lattice work.

Next you may choose a graphic image to dress up the card. Fifty pictures and ten patterns are provided on the program disk. The graphics may be selected by number off the handy reference card included with the package. If you cannot bear to tear your eyes from the screen, the program will prompt you with the names of all the prepackaged graphics. If none of the provided graphics suit your taste, a rudimentary graphics editor lets you design your own (more on this later).

If you do select a graphic, you are asked to choose from a small, medium, or large image. If you select one of the smaller sizes you will have the choice of both layout and number of

images. Only one graphic may be used for a given part of the card. The graphics cannot be mixed on the same page of the card. The image may be used only once, or repeated up to 35 times to form a solid back-



ground. Different graphics may be selected for the front and the inside of the card. The large graphic may be printed only once in the center of the card.

One of eight font styles are available for your message. These fonts range from an elaborate Alexia to a simple Block style. Individual text lines can be printed out in one of two sizes using solid, outline, or 3-D lettering with any of the fonts. Fonts cannot be mixed on the same page of the card, although different fonts may be selected for the inside and the front of the card. The more complex styles take up more space, which limits the size of the message. The amount of text available ranges from


*The Print Shop cannot actually produce full color graphics like those shown here—Art Director JoAnn Case just could not resist coloring them in. All are reductions of dumps from various Print Shop utilities, including the greeting card generator, the sign printer, and (at bottom of page 51) the banner printer—the original of which is over five feet long.*



A detailed look at the popular C-64 program, plus two original enhancement utilities:  
*Print Shop to Bit Map Converter* by Morton Kevelson  
*Screen Magic to DOODLE! Converter* by Michael Beutjer

## By Morton Kevelson

a maximum of 14 lines by 26 characters in the single sized Stencil font to a minimum of 4 lines by 8 characters in the double sized Alexia font. Individual lines may be centered or left or right justified.



The entire creation process is repeated for the inside of the card. The final step is an optional fifty six character credit line for the back of the card.

Actually, there is no need to follow the prompts in the order presented. The program allows for easy movement back and forth through the menus. The only thing to watch out for is the font selection process. If you scroll through any of the larger fonts or change the size of the text lines, any part of the message which no longer fits will be lost even if you reselect a smaller font.

### PRINTOUT

The heart of the program is a very

sophisticated print routine which is customized for your specific printer. Two versions of the program are provided. The back of the disk contains the Commodore 1525/MPS-801 version. The front of the disk supports a variety of popular printers including those made by Epson, Star Micronics, Panasonic, C-Itoh, Legend, NEC, Mannesman Tally, Blue Chip, and Okidata. A customizing routine modifies the original program disk, after which a write protect tab should be installed.

The entire 8½ x 11" surface is used for the greeting card. The paper may be precisely positioned by a test routine which advances the paper in 1/72" increments till a dotted line is printed precisely on the perforation. When printing is complete, you simply fold the paper twice to complete the card.

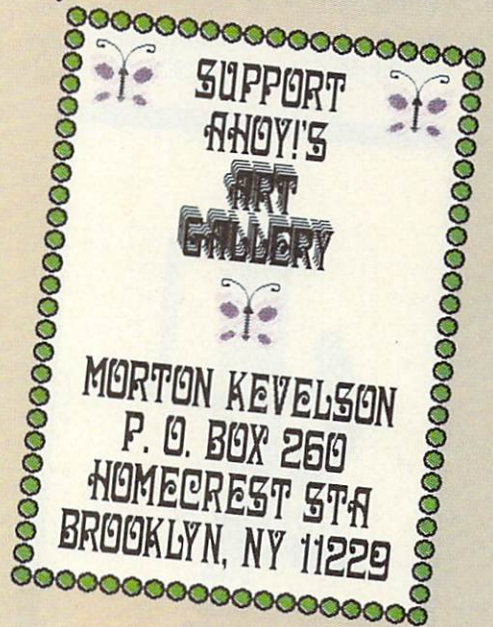
The printout process is rather long, about eight minutes with a Gemini 10X. A colorful animated display lets you know that all is well with the printer, program, and computer. The display message alternates between "thinking" and "printing" while the operation is taking place. Considerable disk access occurs during the printing process, as *The Print Shop* recalls data on the type fonts and graphic images.

### SIGNS

The sign utility lets you create a full page sign for just about any announcement. The creation process is very similar to the above. Text space ranges from a maximum of 14 lines by 26 characters to a minimum of 4 lines by 8 characters, depending on font and size.

### LETTERHEADS


The letterhead utility lets you design customized stationery. Both a header and a footer can be created. Each consists of a 32 character line in your choice of font with three addi-



tional 63 character text lines. A horizontal separator line may be used to segregate the header or footer from the rest of the page. Graphics may be incorporated in the letterhead design.

### BANNER

Need a long sign with eight inch high letters? *The Print Shop* banner utility fills the bill. There is no limit to the length of the message, as repeated applications are possible. This also allows for the mixing of fonts, as well as a variety of graphics on a single banner. Just keep a plentiful supply of printer ribbons and time if you plan to indulge. Roll paper is a definite plus for this application.





## GRAPHIC EDITOR

For those finicky souls who cannot find a suitable graphic among the 60 with the package, the graphic editor lets you modify or create your own. This rudimentary utility is a far cry from the sophisticated packages I looked at in the October and November issues of *Ahoy!*, but it does the job. The 88 by 53 dot sketch pad (44 by 45 dots on the 1525/MPS-801



version) occupies about half the screen. Input is accepted from a touch tablet (best), a joystick or trackball (good), or the keyboard (fair). The main problem with keyboard entry is the lack of automatic repeat with the cursor keys.

The editor allows for the placement and removal of dots or clearing of the drawing screen. No other features, such as geometrics, fills, or block moves, are supported. The cursor coordinates are continuously displayed at the bottom of the screen. This will allow you to plot out the entire image on graph paper beforehand. Tracing a picture on a suitably scaled grid might be a good way to start. Graphics may be saved to disk for recall by the other parts of the package. A graphic file only occupies three disk blocks (two disk blocks for the 1525/



MPS-801 version). Thus up to 144 graphics, the capacity of the 1541 disk directory, may be stored on a disk.

## PRINT SHOP TO BIT MAP CONVERTOR

The graphic editor has its own unique file format for storing the bit mapped image. The *Print Shop to Bit Map Convertor* program on page 88 of this issue will transfer a part of a Commodore 64 standard bit map file into the graphic editor format and vice versa. The program is set up to work with *DOODLE!* files and the non-Commodore *Print Shop* files. When going from *DOODLE!* to *Print Shop*, a small portion is extracted from the upper left hand corner of the *DOODLE!* image. In the opposite direction, the same size image is produced with the addition of a one pixel border. This will allow the extended features of the *DOODLE!* package to be used for the creation of *Print Shop* graphics.

## SCREEN MAGIC

This is a unique high resolution bit mapped four quadrant kaleidoscope generator. Two basic patterns are generated. The first pattern has eleven possible variations. Once started, the images vary continuously in an almost hypnotic fashion. When you spot a particularly pleasing pattern, strike the RETURN key to freeze the display.

As with all the other *Print Shop* utilities, a message using any of the fonts may be superimposed on the bit map. Message capacity varies from 8 lines by 22 characters to 2 lines by 6 characters, depending on font and character size. The text may be modified without affecting the original underlying image for as long as you do not save or print the display. Thus, it would be a good idea to save the




image to disk before experimenting with text. The resulting printout fills about a half of a page.

## DOODLE! TO SCREEN MAGIC

According to the *Print Shop* manual, the *Screen Magic* images are not compatible with other Commodore graphic packages. Not any longer. Michael Beutjer, author of *Koala Printer*, has provided a program to convert between *Screen Magic* and *DOODLE!* format. This will allow you to color in or print out a *Screen Magic* image with the *DOODLE!* package. The *DOODLE!* screen dump yields an image which is either half the size or twice as large as the *Screen Magic* dump. See the *Screen Magic to DOODLE! Convertor* on page 88 of this issue.



## THINGS I WOULD LIKE TO SEE

Several needed enhancements to the *Print Shop* package come to mind. The ability to save a greeting card design would be appreciated. Although the creation process is only a few minutes, being able to recall a saved card would avoid spelling errors and typos.

How about a mail merge utility? This would permit the lengthy printing process to be left as the last step after all your cards have been created. Convenient customization for that truly personal touch could be readily implemented.

A font editor would make a nice enhancement. If nothing else, this would allow the *Print Shop* to "learn" other languages.

Some musical accompaniment would turn the Kaleidoscope utility into a really effective display. Just imagine what the effect of a wall full of displays with the right sound would be like.

Last, but not least, a sophisticated graphic editor would be most appreciated.

## CONCLUSIONS

*The Print Shop* is destined to become one of the most popular packages for the Commodore 64. Its ease of use and wide ranging utility will make it a must-have for most users. The suggested enhancements I have mentioned above in no way detract from the quality of the package as it is presently supplied. I predict that the popularity of this package will lead to many of these features, either directly from Broderbund or from outside sources. □

Broderbund Software, 17 Paul Drive, San Rafael, CA 94903 (phone: 415-479-1170)

SEE PROGRAM LISTINGS ON PAGE 88

See the Reader Service Card located between pages 66 and 67 for more information on products advertised or otherwise pictured in *Ahoy!*

# LUCKY LOTTERY

In light of the money given away every week by the State Lottery Commission, I figured I could increase my chances of picking out the six numbers it would take to pick up the bucks if I had some way of keeping record of the numbers already chosen. Armed only with my trusty C-64 and programming skills, I set out to accomplish this task. After about five weeks of trial, error, and debugging, I finally came up with a finished program that will store all the past lottery numbers which have been chosen, display all possible numbers (depending on state) and the amount of times each has been chosen, and pick out the six numbers which have been most frequently chosen.

Now don't get me wrong, this program will not pick out the six numbers you need to win, but I figure the more information you have about something the more easily you can make an intelligent choice.

Operation of the program is fairly simple. Once past the title screen, you work from a main menu. When first starting your numbers collection, use the #2 selection "ENTER NEW NUMBERS". You will be prompted through the six digits required. The program will then display all 44 numbers. In the beginning a lot of zeroes will show on the screen, but this will change after a few weeks. You will then be asked to press "fl" for the six most common numbers selected. These are the numbers from which you can select your six choices. After the first time you use the program, you must select the first option "LOAD NUMBER FILE" to load the old numbers before you add your latest entries. One more note: always end your program with the #5 selection "END SESSION". This updates your file and ends the program.

*Lucky Lottery* will only work with a disk drive. I hope you enjoy using it as much as I enjoyed programming it. And please, if any of you hit the lottery using my program, don't forget to cut me in. □

SEE PROGRAM LISTING ON PAGE III


By Bob Lloret




# ART GALLERY



Clockwise from top: *Natalie* by Wayne Schmidt (New York, NY), created on *DOODLE!*; *Dragon* by Brian Glover (New York, NY), also on *DOODLE!*; front and back views of *Garfield* by Henry Ho, rendered on *Sorcerer's Apprentice*; and *Polly Wanna Crackit* by Wayne Schmidt, using *Flexidraw*. Contributors to *Ahoy's Art Gallery* will receive royalties based on the sale of disks containing the best computer graphics received, both published and unpublished. Send your best work on disk, accompanied by a stamped and self-addressed mailer, to Morton Kevelson, P.O. Box 260, Homecrest



Station, Brooklyn, NY 11229. Indicate the drawing package that was used to create the image. If you employed a bit map of your own design, indicate the appropriate file parameters, i.e., hi-res or multicolor, location of bit map, screen and color data.








# Quality For Your Commodore 64

ORDER BY PHONE AND WE PAY FOR YOUR CALL!

TO ORDER CALL 612 922-0516 · \$1.50 OFF EVERY PHONE ORDER



The printer enhancer and full spooling buffer for the Commodore 64™.

- Gives you control of your printer while printing
- Enhances the speed of your printer
- Provides the 1525 and 801 printers with true descenders and underlining

**SPECIAL \$19.95**

## Q-TERM

- **Fully Menu Driven**
- **Auto Answer** – Auto Dial – completely supports modems of this type
- **On Line Printing** – enables you to print while the computer is in terminal session
- **Full uploading and downloading** – enables you to send files to and from the disk over the phone

**NOW ONLY \$29.95**

## GRAPHIC PRINTER CABLE

The **Graphic Printer Cable** is the truly universal graphic parallel printer interface for the Commodore 64™, S x 64™, and Vic-20™ computers.

- For virtually all Centronics-Parallel Dot Matrix Printers
- An intelligent 2k buffer is standard
- Software Configurable allowing Commodore™ printer emulation

External printer selection switches

**NOW ONLY \$89.95**

The fastest, most reliable and easiest-to-use copy program for the Commodore 64™.

- Contains a **TRUE INTELLIGENT NIBBLER** which copies all the information on a disk and even the newest copy protection including half tracks and track 36+
- **FULLY AUTOMATIC!** There are no parameters to set. You don't even need to swap disks when using two drives.
- **REVERGINS DISKS** rather than erasing them, and also contains a utility that automatically backs up any data disk and removes all data errors in just two minutes.

**NOW ONLY \$39.95**

Seven day money back guaranteed.

## Q-MODEM

The 100% 1650 compatible modem. Order it with Q-Term and get both for only **\$69.95**  
Seven day money back guaranteed.

## STAR SG-10™ printer with GPC ONLY \$339.00

Star SG-10 features:

- 120 CPS bidirectional-logic seeking printer
- Full graphic-word processing features!
- Near letter quality mode!



4520 Excelsior Blvd.  
Minneapolis, MN 55416  
(612) 922-0516



# COMMODORE 64

\* with \$19.95 Software Purchase

# \$139<sup>00</sup>\*

- 170K Disk Drive \$149.00 \*
- Tractor Friction Printer \$159.00
- 13" Hi-Res Color Monitor \$179.00 \*

## COMPUTER AND SOFTWARE SALE

CALL BEFORE YOU ORDER

PRICES MAY BE LOWER

# C128 COMMODORE COMPUTER



(Coming Soon — Order Now)

# \$299<sup>00</sup>\*

- Computer Learning Pad \$37.95
- Voice Synthesizer \$49.00
- 12" Green or Amber Monitor \$79.95
- 12" Daisy Wheel Printer \$199.00

### SPECIAL SOFTWARE COUPON

We pack a SPECIAL SOFTWARE DISCOUNT COUPON with every COMMODORE 64 COMPUTER, DISK DRIVE, PRINTER, or MONITOR we sell! This coupon allows you to SAVE OVER \$500 OFF SALE PRICES!!

(Examples)

#### PROFESSIONAL SOFTWARE COMMODORE 64

Name	List	Sale	Coupon
Paperback Writer 64	\$99.00	\$39.00	\$29.95
Paperback Data Base	\$69.00	\$34.95	\$24.95
Paperback Dictionary	\$24.95	\$14.95	\$10.00
Practicalc II	\$69.95	\$49.95	\$44.95
Print Shop (Disk)	\$44.95	\$32.95	\$26.95
Practicalc	\$59.95	\$24.95	\$19.95
Programmers Reference Guide	\$20.95	\$16.95	\$12.50
Programmers Helper (Disk)	\$59.95	\$29.95	\$19.95
80 Column Screen (Disk)	\$59.95	\$29.95	\$19.95
Disk Filer (by Flip-N-File)	\$39.95	\$14.95	\$12.95
Deluxe Tape Cassette	\$89.00	\$44.95	\$34.95
Pro Joy Stick	\$19.95	\$12.95	\$10.00
Light Pen	\$39.95	\$14.95	\$ 9.95
Dust Cover	\$ 8.95	\$ 6.95	\$ 4.60
Simon's Basic	\$29.95	\$22.95	\$19.95
Pitstop II Epix	\$39.95	\$24.95	\$19.95
Super Graphics Expander	\$29.95	\$22.95	\$19.95
Music Calc I	\$59.95	\$29.95	\$24.95
Filewriter	\$59.95	\$29.95	\$24.95

(See over 100 coupon items in our catalog)

Write or call for Sample SPECIAL SOFTWARE COUPON!

#### \* C128 COMMODORE COMPUTER \$299.00

We expect a limited supply the 1st week in July. We will ship on a first order basis. This all-new revolutionary 128K computer uses all Commodore 64 software and accessories plus all CPM programs formatted for the disk drive. List \$349.00. SALE \$299.00.

#### SUPER AUTO DIAL MODEM \$59.00

Easy to use. Just plug into your Commodore 64 computer and you're ready to transmit and receive messages. Easier to use than dialing your telephone. Just push one key on your computer! Includes exclusive easy to use program for up and down loading to printer and disk drives. **Best in U.S.A.** List \$129.00. SALE \$59.00.

#### COMPUTER LEARNING PAD \$37.95

Makes other graphics tablets obsolete. This TECH SKETCH LEARNING PAD allows you to draw on your T.V. or Monitor and then you can print whatever you draw on the screen on your printers. FANTASTIC!!! List \$79.95. SALE \$37.95.

#### VOICE SYNTHESIZER \$49.00

For Commodore-64 computers. Just plug it in and you can program words and sentences, adjust volume and pitch, make talking adventure games, sound action games and customized talkies!! FOR ONLY \$19.95 you can add TEXT TO SPEECH, just type a word and hear your computer talk — ADD SOUND TO "ZORK", SCOTT ADAMS AND OTHER ADVENTURE GAMES!! (Disk or tape.)

#### 12" GREEN OR AMBER MONITOR \$79.95

Your choice of green or amber screen monitor, top quality, 80 columns x 24 lines, easy to read, anti-glare! PLUS \$9.95 for connecting cable. Com-64 or VIC-20.

#### PRINTER/TYPERWRITER COMBINATION \$249.00

"JUKI" Superb letter quality, daisy wheel printer/typewriter combination. Two machines in one — just a flick of the switch. 12" extra large carriage, typewriter keyboard, automatic margin control and relocate key, drop in cassette ribbon! (90 day warranty) centronics parallel or RS232 serial port built in (Specify). List \$349.00. SALE \$249.00. (Ltd. Qty.)

#### CARDCO G + INTERFACE \$59.00

For Commodore 64 and Vic 20 computers. Lets you use other printers with Centronics interfaces. This interface lets the printer act like a Commodore printer including printing the Commodore graphics (Dot matrix with graphic capability printers). List \$109.00. SALE \$59.00.

#### \* COMMODORE 64 COMPUTER \$139.00

You pay only \$139.00 (with the \$19.95 software purchase, see below) when you order the powerful 64K COMMODORE 64 COMPUTER! LESS the value of the SPECIAL SOFTWARE DISCOUNT COUPON we pack with your computer that allows you to SAVE OVER \$500 off software sale prices!! With only \$100 of savings applied, your net computer cost is \$39.00!!

#### \* 170K DISK DRIVE \$149.00

You pay only \$149.00 (with the \$19.95 software purchase, see below) when you order the 170K Disk Drive! LESS the value of the SPECIAL SOFTWARE DISCOUNT COUPON we pack with your disk drive that allows you to SAVE OVER \$500 off software sale prices!! With only \$100 of savings applied, your net disk drive cost is \$49.00.

#### \* 13" HI-RES COLOR MONITOR \$179.00

You pay only \$179.00 (with the \$19.95 software purchase, see below) when you order this 13" COLOR MONITOR with sharper and clearer resolution than any other color monitors we have tested! LESS value of the SPECIAL SOFTWARE DISCOUNT COUPON we pack with your monitor that allows you to save over \$500 off software sale prices!! With only \$100 of savings applied, your net color monitor cost is only \$79.00. (16 Colors).

#### 80 COLUMN 80 CPS

#### TRACTION/FRICTION PRINTER \$159.00

You pay only \$159.00 when you order the Comstar T/F deluxe line printer that prints 8 1/2 x 11 full size, single sheet, roll or fan fold paper, labels, etc. Impact dot matrix, bidirectional. LESS the value of the SPECIAL SOFTWARE DISCOUNT COUPON we pack with your printer that allows you to SAVE OVER \$500 off software sale prices!! With only \$100 of savings applied your net printer cost is only \$59.00.

#### 80 COLUMN BOARD \$79.00

Now you program 80 COLUMNS on the screen at one time! Converts your Commodore 64 to 80 COLUMNS when you plug in the 80 COLUMN EXPANSION BOARD!! PLUS 4 slot expander and word processor!

#### 80 COLUMNS IN COLOR

#### PAPERBACK WRITER 64 WORD PROCESSOR \$39.00

This PAPERBACK WRITER 64 WORD PROCESSOR is the finest available for the COMMODORE 64 computer! The ULTIMATE FOR PROFESSIONAL Word Processing, DISPLAYS 40 or 80 COLUMNS IN COLOR or black and white! Simple to operate, powerful text editing, complete cursor and insert delete key controls line and paragraph insertion, automatic deletion, centering, margin settings and output to all printers! List \$99.00. SALE \$39.00. Coupon \$29.95

## ATTENTION Computer Clubs We Offer Big Volume Discounts CALL TODAY!

#### \*The \$19.95 Software Purchase Options

	LIST	SALE
1. 24 Program Bonus Pack (tape or disk)	\$29.95	\$19.95
2. Oil Barrons-Strategy Board Game	\$49.95	\$19.95
3. Disk Drive Cleaner	\$29.95	\$19.95
4. HES Games (disk)	\$29.95	\$19.95
5. Pogo Joe (tape or disk)	\$29.95	\$19.95

- LOWEST PRICES • 15 DAY FREE TRIAL
- BEST SERVICE IN U.S.A. • ONE DAY EXPRESS MAIL

#### PHONE ORDERS

8 a.m. - 8 p.m. Weekdays  
9 a.m. - 12 noon Saturdays

- 90 DAY FREE REPLACEMENT WARRANTY
- OVER 500 PROGRAMS • FREE CATALOGS


Add \$10.00 for shipping, handling and insurance. Illinois residents please add 6% tax. Add \$20.00 for CANADA, PUERTO RICO, HAWAII, ALASKA, APO-FPO orders. Canadian orders must be in U.S. dollars. WE DO NOT EXPORT TO OTHER COUNTRIES EXCEPT CANADA. Enclose Cashiers Check, Money Order or Personal Check. Allow 14 days for delivery, 2 to 7 days for phone orders, 1 day express mail! VISA — MASTER CARD — C.O.D. No C.O.D. to Canada, APO-FPO

# PROTECTO

We Love Our Customers  
22292 N. Pepper Rd., Barrington, Illinois 60010  
**312/382-5244 to order**



# FANTASTIC COMPUTER PRINTER SALE!!!



**10X COM-STAR<sup>\*</sup>  
HIGH SPEED**

**Tractor Friction Printer**

**130-150 CPS**

Only

**\$199**

List \$499

**15 1/2" 150-170 CPS Printer \$319<sup>00</sup>**

- **Lowest Sale Price, Premium Quality, Tractor/Friction Printer in the U.S.A. (Best Value)**
- **High Speed 130-150 Characters Per Second • 40, 46, 66, 80, 96, 132 line spacing**
- **Word Processing, Letters • Business Forms • Labels, Graphics, Tables • List Programs**
- **Fantastic Graphics • Print Modem Data • The Most Important Accessory For Your Computer**

**Premium Quality  
130-150 CPS 10X COM-STAR  
High Speed Printer \$199**

10" carriage, 2K buffer, prints 8 1/2"x11" standard single sheet or continuous feed paper, Bi-directional, impact, dot matrix, 130-150 CPS, 9 x 9 dot matrix with double strike capability for 18 x 18 dot matrix (near letter quality), high resolution bit image, underlining, downloadable characters, true lower descenders with super and subscripts, prints standard, block graphics, and special characters. It gives you print quality and features found on printers costing twice as much!! (Centronics Parallel Interface) (Better than Epson FX80 and Gemini 10x).

List \$499.00. Sale \$199.00.

**Premium Quality 150-170 CPS  
15 1/2 X COM-STAR Business  
Super High Speed Printer \$319.00**

Has all the features of the 10X COM-STAR PRINTER plus 15 1/2" carriage and more powerful electronics components to handle large ledger business forms! (Better than Epson FX 100 & Delta 15).

List \$599. Sale \$319.00.

**JUKI<sup>®</sup>**

**12" DAISY WHEEL  
PRINTER \$199.00**

"JUKI" Superb letter quality daisy wheel printer. 12" extra large carriage, up to 12CPS bi-directional printing, drop-in cassette ribbon, (90 day warranty) centronics parallel or RS232 serial port built in! (Specify).

*Limited Quantities.*  
List \$299.00. Sale \$199.00.

**JUKI<sup>®</sup>**

**Printer/Typewriter  
Combination \$249.00**

"JUKI" Superb letter quality, daisy wheel printer/typewriter combination. Two machines in one — just a flick of the switch. 12" extra large carriage, typewriter keyboard, automatic margin control and relocate key, drop in cassette ribbon! (90 day warranty) centronics parallel or RS232 serial port built in (Specify).

List \$349.00. Sale \$249.00.

**Olympia**

**Executive Letter Quality \$339.00**

**15" Daisy Wheel Printer**

This is the world's finest daisy wheel printer. Fantastic letter quality, up to 20 CPS bi-directional, will handle 14.4" forms width! Has a 256 character print buffer, special print enhancements, built in tractor-feed (Centronics Parallel and RS232C Interface) (90 day warranty).

List \$649.00. Sale \$339.00

**Olympia**

**Printer/Typewriter Combination \$439.00**

Better than IBM Selectric. Superb computer printer combined with the world's finest electronic typewriter. Two machines in one, just flick the switch for up to 20 CPS printing (300 Words per minute) on a 15" carriage that handles up to 14 1/8" in. paper. Drop in cassette ribbon — express lift off correction, Centronics parallel interface (90 day warranty).

List \$749.00. Sale \$439.00.

**• 15 Day Free Trial — 1 Year Immediate Replacement Warranty**

**PARALLEL INTERFACES**

For VIC-20 and COM-64 — \$59.00. Apple — \$59.00. Atari — \$59.00.

Add \$14.50 for shipping, handling and insurance. Illinois residents please add 6% tax. Add \$29.00 for CANADA, PUERTO RICO, HAWAII, ALASKA. APO-FPO orders. Canadian orders must be in U.S. dollars.

WE DO NOT EXPORT TO OTHER COUNTRIES. EXCEPT CANADA.

Enclose Cashiers Check, Money Order or Personal Check. Allow 14 days delivery. 2 to 7 days for phone orders. 1 day express mail!

VISA — MASTERCARD — C.O.D. No C.O.D. to Canada or APO-FPO

**PROTECTO**

*We Love Our Customers*

22292 N. Pepper Rd., Barrington, Illinois 60010

**312/382-5244 to order**



☆☆ NEW ☆☆

Commodore - 64

☆☆ NEW ☆☆

# WORD PROCESSING BREAKTHROUGH!

SALE

SALE

40 or 80 Columns  
in Color

## Paperback Writer 64

40 or 80 Columns  
in Color

This is the easiest to use and most powerful word processor available for the Commodore 64. As you type on the screen, you will see your letters and words appear on the screen exactly as they will be printed (i.e. Italics will be *Italic*, Bold Face will be **Bold Face**). With the printer files you can customize Paperback Writer 64 to use all the fancy features of your printer. Loads EZ Script<sup>®</sup>, Paperclip<sup>®</sup>, & Wordpro 64<sup>®</sup> Files so you can easily upgrade your past wordprocessing text that you've written with obsolete wordprocessors. Take a look at some of the other features:



- **Wordwrap** — No Words Break At The Edge Of The Screen.
- **Flexible Cursor Movement**, Including Tabs And Other Timesavers.
- **Deletion And Insertion** Of Characters, Lines And Blocks Of Text.
- **On-screen Text Enhancement**, Such As Bold Face, Italics, Underlining, Superscripts And Subscripts, And Foreign And Other Characters.
- **Manipulation Of Blocks (ranges)** Of Text For Functions Such As Moving And Deleting, Even Between Files.
- **Sorting Lists** In Order Of Numbers And Letters.
- **Aligning And Adding Numbers** In Columns, Helpful With Tables.
- **Variable Margins** At Left And Right, And Paragraph Indentation.
- **Lines Centered, Justified Or Aligned** At The Right Side.
- **Variable Page Lengths And Line Spacing**.
- **Borders** At Top Or Bottom With Optional Title Lines And Page Numbers.
- **Linked Files** To Print Extra-long Documents In Sequence.
- **Flexible Printer Set-up** To Allow Use With Any Printer.
- **Find And Replace** Text Functions That Can Be Automatic.
- Complete Or Selective **Directories** Of Files On The Disk.
- **Sequential Files** For Mail Lists And Communication With Other Computers.
- **Spelling Checker**, Checks Your Spelling.

INTRODUCTORY PRICE

# \$39<sup>95</sup>

### DOUBLE PROTECTO FREE TRIAL

We are so sure this is the easiest and most powerful word processor available, we will give you 30 days to try it out. If you are not completely satisfied, we will refund your purchase price.

☆☆☆ Plus ☆☆☆

Full help screens on line with additional help on the disks mean you don't even need a manual. If you're in the middle of a page and you want to know how to use a special function just hit F7 and the information will appear before your eyes. If you still don't understand hit F7 again and a more detailed explanation appears. Then simply hit F8 and you're back in the letter where you left off. No manual lookup necessary. This is the easiest word processor in the world to use.

List \$99.00. **Introductory Sale Price \$39.95.**

**PAPERBACK DATABASE** List \$69.00. **Sale \$34.95.** \* *Coupon \$24.95.*

Add \$3.00 for shipping, handling and insurance. Illinois residents please add 6% tax. Add \$6.00 for CANADA, PUERTO RICO, HAWAII, ALASKA, APO-FPO orders. Canadian orders must be in U.S. dollars. WE DO NOT EXPORT TO OTHER COUNTRIES EXCEPT CANADA. Enclose Cashiers Check, Money Order or Personal Check. Allow 14 days for delivery, 2 to 7 days for phone orders, 1 day express mail!  
VISA — MASTER CARD — C.O.D.  
No C.O.D. to Canada, APO-FPO

## PROTECTO

*We Love Our Customers*

22292 N. Pepper Rd., Barrington, Illinois 60010

**312/382-5244 to order**

EZ Script<sup>®</sup> is a trademark of Commodore Business Machines. Paperclip<sup>®</sup> is a trademark of Batteries Included, Inc. & Wordpro 64<sup>®</sup> is a trademark of Professional Software, Inc.

Reader Service No. 153





# 80 CPS PRINTER



## Smith Corona

• Commodore 64

• Atari

• Apple

• More

• 11" Carriage

• Friction/Tractor

• Graphics

# \$159

**1 Year  
Immediate  
Replacement  
Warranty**



**Tractor Feed  
Included FREE!**



## SMITH CORONA

The Fasttext 80 dot matrix printer from Smith-Corona. A high speed, high flexibility printer with a low suggested manufacturer's retail price of only \$299.00. **Sale \$159.00.** It does your graphics with ease and prints letters with speeds up to **80 CPS.** (*Does Commodore graphics with graphics interface.*) As for flexibility, it has bi-directional printing, friction and tractor feed. Plus six different pitches including condensed and enlarged type for impeccable characters in a variety of sizes. Also standard is a full line buffer and thrifty drop-in ribbon cassettes that yield up to a million characters. Finally, it's compatible with virtually all personal computers. Teamed up with your personal computer, it'll keep track of your transactions, fly through finances, help with homework, even plan the family menu. All this with the assurance of superb Smith-Corona quality built in, makes the Fasttext-80 a lot of dot for your dollar. List \$299.00. **Sale \$159.00.**

### SPECIFICATIONS:

Size/Weight: Height 4" Width 16.5" Depth 9"  
Weight 8.2 lbs.

Electrical Needs: 120V/60Hz

Internal Char. Coding: ASCII/ISO

Print Buffer Size: 132 Bytes (1 line)

No. of Char. in Char. Set: 96 ASCII;  
International

Graphics Capability: Standard 60, 72 Dots Per  
Inch Horizontal, 72 Dots Per Inch Vertical

Pitch: 10, 12, 16.7, 5, 6, 8.3

Printing Method: Impact Dot Matrix

Char. Matrix Size: (Standard) 9H x 8V,  
(Elongate) 10H x 8V

Printing Features: Bi-directional, Short line  
seeking

Printing Speed: 80 CPS

### PAPER

Type: Plain

Forms Type: Fanfold, Cut Sheet

Max Paper Width: 11"

Feeding Method: Friction Feed Std.; Tractor  
Feed Included

### RIBBON

Type: Cassette — Fabric inked ribbon  
Life: 1 million characters

### CHARACTER MODE

Character Font: 9 x 8 Standard, 10 x 8 Elongated,  
No. 8 pin to be used for underline

Character Set: 96 ASCII, 11 x 7 International Char.

Pin Graph Mode: The incoming bit pattern  
corresponds to the 8 pins in the print head

Resolution: Horizontal: 60, 72 dots/inch, Vertical:  
72 dots/inch

### PARALLEL INTERFACES

Commodore 64 — \$39.00

Apple II, IIe, II+ — \$59.00

Atari — \$59.00

Add \$10.00 for shipping, handling and insurance. Illinois residents please add 6% tax. Add \$20.00 for CANADA, PUERTO RICO, HAWAII, ALASKA, APO-FPO orders. Canadian orders must be in U.S. dollars. WE DO NOT EXPORT TO OTHER COUNTRIES, EXCEPT CANADA.

Enclose Cashiers Check, Money Order or Personal Check. Allow 14 days for delivery, 2 to 7 days for phone orders, 1 day express mail!

VISA — MASTER CARD — C.O.D.

No C.O.D. to Canada, APO-FPO.

# PROTECTO

*We Love Our Customers*

22292 N. Pepper Rd., Barrington, Illinois 60010

**312/382-5244 to order**



# COLOR MONITOR

**Sale**

# SALE!!!

16  
COLORS

*(Premium Quality)*

- Built in Speaker and Audio
- Front Panel Controls
- For Video Recorders
- For Small Business Computers
- Apple - Commodore - Atari - Franklin - etc.



*(Premium Quality)*

- Beautiful Color Contrast
- High Resolution
- Separated Video
- Sharp Clear Text
- Anti-Glare Screen
- 40 Columns x 24 Lines
- Supports 80 Columns

List \$399<sup>00</sup>

**SALE \$179<sup>00</sup>\*\***

**13" Color Computer Monitor**

\*\* with \$19.95 Software Purchase  
without Software Purchase \$189.00

\*Connecting cable \$9.95

Add \$14.50 shipping, handling and insurance. Illinois residents please add 6% tax. We do not ship to foreign countries (including Canada), Alaska, Puerto Rico, APO-FPO.

Enclose Cashiers Check, Money Order or Personal Check. Allow 14 days for delivery, 2 to 7 days for phone orders, 1 day express mail!

**15 Day Free Trial - 90 Day Immediate Replacement Warranty**

## 14" COMMODORE 1702 COLOR MONITOR

List \$299<sup>00</sup>

**SALE \$179<sup>00</sup>\***

## 12" XTRON SUPER HI-RESOLUTION MONITOR

80 Columns x 24 Lines, Super Hi-Resolution 1000 lines Green or Amber Super-Clear "Easy to Read" text with special anti-glare screen!

List \$249<sup>00</sup>

**SALE \$119<sup>00</sup>\***

## 12" **ZENITH** HI-RESOLUTION GREEN OR AMBER TEXT DISPLAY MONITOR

80 Columns x 24 Lines, Hi-Resolution, crisp clear easy to read text with anti-glare screen! A MUST for word processing.

List \$199<sup>00</sup>

**SALE \$99<sup>00</sup>\***

## 12" MONITOR GREEN OR AMBER TEXT

80 Columns x 24 Lines, easy to read up front controls

List \$159<sup>00</sup>

**SALE \$79<sup>95</sup>\***

\* Connecting cable \$9.95

• LOWEST PRICES • 15 DAY FREE TRIAL • 90 DAY FREE REPLACEMENT WARRANTY  
• BEST SERVICE IN U.S.A. • ONE DAY EXPRESS MAIL • OVER 500 PROGRAMS • FREE CATALOGS

Add \$10.00 for shipping, handling and insurance. Illinois residents please add 6% tax. Add \$20.00 for CANADA, PUERTO RICO, HAWAII, ALASKA, APO-FPO orders. Canadian orders must be in U.S. dollars. WE DO NOT EXPORT TO OTHER COUNTRIES EXCEPT CANADA.

Enclose Cashiers Check, Money Order or Personal Check. Allow 14 days for delivery, 2 to 7 days for phone orders, 1 day express mail!

VISA — MASTER CARD — C.O.D. No C.O.D. to Canada, APO-FPO

## PROTECTO

*We Love Our Customers*

22292 N. Pepper Rd., Barrington, Illinois 60010

**312/382-5244 to order**



**NEW**

Commodore 64

**NEW**

# One Megabyte

## \$199 Disk Drive \$199

Store Spreadsheets, Databases, Wordprocessing Data, Etc.

• Commodore 64 • PET • 8032 • B128

The one megabyte disk keeps you from hunting through hundreds of disks for your programs; plus running out of room on your drive for Data base Data, Word processing Text, Spreadsheet Data, Business program Data, etc. With the One Megabyte Disk Drive you can store over **5½ times the capacity of the 1541**. You can store your own programs and any back-upable commercial programs plus data from your business programs\*. Perfect as a second Drive!!!! Enter the world of professional computers today. C-64 requires IEEE interface.

List \$899.00. **Sale \$199.00.** **LIMITED QUANTITIES!** \*Requires 2 drive software.

## \$299<sup>00</sup> Sale \$299<sup>00</sup>

### 15½" High Speed 150-170 CPS

## BUSINESS PRINTER



The MPP-1361 is a highly advanced 136-250 column 15½" professional tractor/friction printer with full Bit image graphics and downloadable characters for custom reports and program listings. The paper feed includes a multiple pin tractor for smooth error free operation. With the ribbon rated at 1 million characters (no mess cartridge) and the print head at 100 million characters this printer will last a lifetime. Full formatting with near letter quality makes lining up decimal points, automatic "\$" signs and tabbing look fantastic and easy to use. With out a doubt **THIS IS THE BEST PRINTER VALUE IN THE U.S.A.** List \$899.00 **Sale \$299.00.** **LIMITED QUANTITIES!**

### SPECIFICATIONS

**PRINTING METHOD**

Serial Impact Dot Matrix

**PRINT RATE**

150-170 Characters per second (CPS)

**PRINT STYLE**

Near Letter Quality

**PRINT DIRECTION**

Bi-directional

**COLUMN CAPACITY**

136 - 250

**LINE SPACING**

Programmable

**COPIES**

3, including original

**RIBBON TYPE**

Cartridge (\$14.95)

**RIBBON LIFE**

1 Million Characters

**PAPER WIDTH**

3" to 15½" tractor or single sheet friction

**INTERFACE**

IEEE Protocol

**CHARACTER SIZE**

0.116" high, 0.08" wide

**GRAPHICS**

Bit Image

Programmable Characters

Reverse Characters

**ERROR HANDLING**

Internal

Self - Diagnostics

Microprocessor

### Commodore 64 IEEE Interface

This interface plugs into your Commodore 64 Disk Drive port and allows you to hook up the 1 Megabyte Disk Drive and MPP-1361 Printer as well as other IEEE devices. Separate power supply insures reliability. Fantastic Interface. (includes all cables) List \$109.95. **If bought with printer or disk drive \$69.00.**

(no interface needed for PET, B-128, and 8032 computers)

Add \$17.50 for shipping, handling and insurance. Illinois residents please add 6% tax. Add \$35.00 for CANADA, PUERTO RICO, HAWAII, ALASKA, APO-FPO orders. Canadian orders must be in U.S. dollars. WE DO NOT EXPORT TO OTHER COUNTRIES EXCEPT CANADA.

Enclose Cashiers Check, Money Order or Personal Check. Allow 14 days for delivery, 2 to 7 days for phone orders. 1 day express mail!

VISA — MASTER CARD — C.O.D.

No C.O.D. to Canada, APO-FPO.

## PROTECTO

*We Love Our Customers*

22292 N. Pepper Rd., Barrington, Illinois 60010

**312/382-5244 to order**



# Auto-Append: An Easy Merging Utility for the VIC and 64

By William V. Braun

**T**he thing that I least enjoy about programming is the time I must spend entering in code with the keyboard. I've often wished for some way of adding general subroutines that I had on tape or disk directly to the program I'm working on, rather than having to key them all in by hand. Then there were the times when I wanted to be able to load two programs into memory right from tape or disk and simply combine them into one program. Fortunately, I found a way to solve this problem. If you too have wished for an easy-to-use appending utility, I have the answer for you.

*Auto-Append* is a short BASIC program which loads a machine language routine into the top 28 bytes of RAM, and resets the limit of BASIC a bit in order to protect the routine from being overwritten. The machine language routine allows the user to enter two programs into RAM directly from tape or disk, then combines them into a single program. You can use *Auto-Append* with any amount of memory expansion, as the program automatically compensates for it.

Just follow these simple steps to append two programs:

1. Load and run *Auto-Append*.
2. Jot down the SYS locations in the instructions.
3. Load the first program (the one with the lower line numbers).
4. Execute the first SYS (type it and press return key).

5. Load the second program (the one with the higher line numbers).

6. Execute second SYS.

Step 2 is very important, as the instructions will gradually scroll off the screen as you load your programs and you will probably have forgotten the proper SYS locations.

It is essential that you keep in mind the fact that the first program you load *must* have lower line numbers than the second program. For example, if the first program ends with line number 800, the second program must begin with a line number no lower than 801. This is necessary due to the way programs are stored in RAM.

Once you have your programs combined, save a copy and verify it before trying to run it. A faulty POKE could cause the program to crash, making it necessary to repeat the appending process if you did not make a copy of the program. Also keep in mind that you must have enough memory (especially important on VIC 20's) to hold the machine language routine and both programs. This is unlikely to be a problem on the C-64; however, on an unexpanded VIC 20 you only have about 3.5K RAM to work with.

Adding your general subroutines (such as centering, rounding, etc.) to a program you are working on can be very easy if you store them on tape or disk as separate programs, then use *Auto-Append* to add them to your new program. You may want to give them meaningful names such as *Center*, *Round*, or *Hex Conversion*. Just load them from tape or disk as needed, using their program name. This technique should be much easier than having a single program with all the general subroutines in it, which would make it necessary for you to delete all the parts of it you did not want after it had been appended to your new program. Don't forget to give the different routines different line numbers, and make sure they are very high numbers to reduce the possibility of having them lower than the highest line number in your new program.

Let's take a look at the program itself. Line 10 is really the workhorse of the program. The first two POKES lower the limit of BASIC by thirty bytes, protecting the machine language routine. Memory locations 55 and 56 are pointers for the end of BASIC. The variable A is the address where the first byte of the machine language routine is to be located. It is also the first SYS address. The FOR-NEXT loop in Line 10 actually reads the machine language routine which is held in the data statements and POKES it into memory.

Lines 15 and 20 clear the screen and print the instructions on how to use *Auto-Append*. The second SYS address is equal to A+19. Line 25 holds the machine language routine executed by the first SYS, while Line 30 holds the second routine.

The first machine language routine moves the start of BASIC to the end of the first program you have loaded, thus causing the second program loaded to be located in memory right after the first. The second machine language routine returns the start of BASIC to its original location. You will notice that if you try a LIST after you have executed the first SYS it will appear that your first program is no longer in memory. This is just because the start of BASIC is now after that program, and a LIST causes the computer to start looking for a program where there is none. The second SYS returns the start of BASIC pointers to their original value, allowing you to see both programs as one. □ **SEE PROGRAM LISTING ON PAGE 100**

for the Commodore 64  
**\$5.00**

**The IEA Instant Editor Assembler is now on SALE for only \$5.00 plus \$2.00 postage and handling**

- Written in 100% machine language
- Assembles 17k source in 5 seconds
- Coresident Editor Assembler Monitor
- Compatible with HES MON
- SLOW MOTION code analyzer
- Technical assistance number

**Robin's Software**

Box 20220 • Bloomington, MN 55420  
Phone (612) 944-8654

**\$9.95 each!!!**

**for the Commodore 64**

**BLACKJACK GIN RUMMY**

**DISK or TAPE**

**PYSCO SOFTWARE**

**Box 301 Bristol, CT 06010**



**WANTED**

**COMMODORE 64 computers and 1541 Disk Drives; \$75 for those in working condition. Please call 205-221-5211**

Reader Service No. 171



# REVIEWS

## THE GAMES CREATOR

Mastertronic International

Commodore 64

Disk; \$19.95

Calling all would-be computer game designers. If you've got the ultimate action challenge bottled up inside you, but don't have the know-how to get the idea onto a floppy disk, David and Richard Darling's *The Games Creator* is a "must buy."


Software which lets non-programmers create adventure games and branching stories has become quite common in the last year. Until now, no comparable system has existed for action contests. (Broderbund's *The Arcade Machine*, released in 1983, is easier to use than assembly language or BASIC, but its process is still pretty complex.)

Any reasonably intelligent person can use this program to produce a climbing-and-jumping contest, maze, or scrolling shoot-out with extensive sound and graphics. A sample of each format is included on the disk, and most novices will start by modifying one of these sample games before constructing a new one from scratch. They're also reasonably entertaining in their own right, a bonus for consumers.

The 36-page instruction book reduces the gamemaking process to a series of small, easily understandable steps. The numerous illustrations clarify every phase of the process, even though fuzzy reproduction and sloppy photo cropping undermine the pamphlet's aesthetics. A glossary acquaints users with any unfamiliar design terms.

An onscreen menu, operated with a joystick or the keyboard cursor controls, is the hub of the system. Selecting "Change," as opposed to "Play," "Save," or "Load," begins the construction of a game.

The designer can work on aliens, sounds, graphics, or the player. When one aspect of the game is done, the f7 key restores the main menu so the




Must buy for frustrated programmers.  
READER SERVICE NO. 101

gamer can choose another.

Sub-menus regulate the aliens' onscreen motion and behavior characteristics. There are five aliens from which to choose. The inventor can adjust random movement parameters, use the joystick or cursor keys to outline a predetermined movement path, and select the alien's starting position on the screen. The other menu controls animation speed, movement speed, the ability to scroll off the screen, shooting, the mechanism for advancing to higher levels, collisions, and the number of nasties.

Sound is divided into tunes and effects. A serviceable music construc-



Manage the greatest teams of all time.  
READER SERVICE NO. 102

tion kit can be used to write up to seven pages of music and make it sound like any of several instruments when played. A program can employ up to seven sound effects to aurally indicate when the player fires a bullet, gets killed, collides with an alien, and so forth. The individual effects can be styled by adjusting the attack, decay, frequency, and waveform. The computerist can check a sound by hitting f1 while working with the effects menu.

Two sub-menus split graphics into scenery and sprites. The former permits the pixel-by-pixel construction of playfields; the latter focuses on the game's moving objects, or sprites, of which there can be up to eight.

The final menu commands the computerist's own onscreen representative. Among the user-determined factors are the player's starting point in the game, the keys which cause movement, how far a character can fall in a jumping game, and whether the player moves continuously or only in response to specific directives.

The obvious question is: What about the resulting games? *Games Creator* programs aren't state-of-the-art stunners, but they can be attractive and a lot of fun to play. The Darling Brothers have streamlined the construction process by restricting choices, especially in sound and graphics, without leeching the life out of it. With practice, an imaginative computerist can invent action programs which would be a credit even to the code-wizards who developed *The Games Creator*.

Mastertronic International, 407 Park Avenue South, Suite 16A, New York, NY 10016 (phone: 212-213-0166).  
—Arnie Katz

## MICRO LEAGUE BASEBALL

Micro League Sports Association

Commodore 64

Disk; \$39.95

Strike three! The ballgame was over. And even before the Mighty



Casey finished his post-game shower, Mudville rooters were second-guessing the slugger's manager over a round of brews. One secret of baseball's enduring popularity is its endlessly fascinating strategy.

Statistical simulations like *Micro League Baseball* give armchair managers the chance to improve on reality. Their mathematical formulas quantify the performance of major leaguers so that each athlete in the game reflects the real-life player's abilities during the season on which the program is based. So if you re-played a full season, using each player exactly as his flesh-and-blood manager did, team and individual statistics would virtually duplicate the actual season's totals.

While some players of statistical simulations do, in fact, try to precisely recreate the past, most want to change history. Could a revised pitching rotation improve a team's finish? Is there someone riding the bench who ought to be playing every day? Would the team score more runs if it emphasized the hit-and-run over longball power?

*Micro League Baseball* gives computerists the chance to answer these and other equally intriguing questions. This is a rock-solid stat game dressed up in visuals which would do any action baseball program proud.

One or two human managers—there's a robot pilot for solitaire fun—can choose any of the 25 famous teams on the Game Disk. The publisher plans Team Disks, available for purchase separately, which will contain many more squads, including all-time all-star rosters for each major league franchise and disks that simulate full seasons. An easy data transfer routine lets the computerist match a team on any *Micro League Baseball* disk with any other team on a similar disk. Thus, it's possible to see how the Yankees of Mantle and Maris might stack up against the Bronx Bombers of Ruth and Gehrig.

The Game Disk contains an anthology of teams, intended to show the scope of the manufacturer's intended future releases. The Game Disk includes some recent juggers-

nauts ('78 Yankees, '80 Phillies, '80 Royals), classic teams of the past ('27 Yankees, '55 Dodgers), and some all-star squads (all-time AL and NL greats). And masochists will thrill to the exploits of the numbingly inept '55 Washington Senators, one reason why there's no team in the nation's capital today.

Each team comes with a suggested lineup. Onscreen menus help a manager switch things around to suit personal preference. The program provides mounds of statistics to aid in the selection process. Won-lost record, games saved, ERA, games pitched, complete games, innings pitched, hits allowed, strikeouts, and walks are listed for all pitchers. The rest of the team members are rated for batting average, home runs, runs batted in, times at bat, hits, doubles, triples, stolen bases, and field average for any positions they can patrol on the field.

The defensive pilot chooses the hurler's delivery from among four possibilities and positions the infielders. They can also call for a pitch-out, order an intentional walk, or visit the mound.

The offensive manager can have the batsman swing away or lay down a surprise bunt. The skipper directs traffic on the basepaths and can order a sacrifice or hit and run.

Players view the action from a seat in the upper deck behind home plate. Small windows indicate who is at bat, on the mound, and in the on-deck circle, while the centerfield scoreboard prints pithy comments as the game progresses. Although the players are drawn small on the screen, wonderfully intricate animation makes their movements easy enough to follow.

Sound effects and music are more than adequate, but they slow down play. Computerists can cut playing time to about 30 minutes by hitting "M" when prompted. This clips the lengthy musical interludes and the admittedly impressive spectacle of having the ballplayers run on and off the field after each half-inning.

*Micro League Baseball's* flaws are few, but still worth mentioning. The inaugural edition doesn't print a box

score or allow teams to swap players. The company has released a Utility Disk, priced at \$19.95, which adds these functions.

The pitching system has a few kinks. Each throw merely symbolizes one complete interaction between a hitter and pitcher, so it's not realistic to call the hypothetical toss a "curve" or "fastball." Also, many pre-World War II pitchers didn't throw a slider. Perhaps this option on the pitching chart could be made more flexible to allow for a "specialty" pitch like a forkball or knuckler.

Documentation is outstanding. There is a rule book, profiles of all clubs on the Game Disk, and two cards which summarize the keyboard-based order-entry system.

*Micro League Baseball* is highly recommended for baseball-loving computerists. It provides plenty of mental stimulation and authentic action in an attractive package.

Micro League Sports Association, 28 E. Cleveland Avenue, Newark, DE 19711 (phone: 800-PLAYBAL).

—Arnie Katz

## PENMAN ROBOT PLOTTER

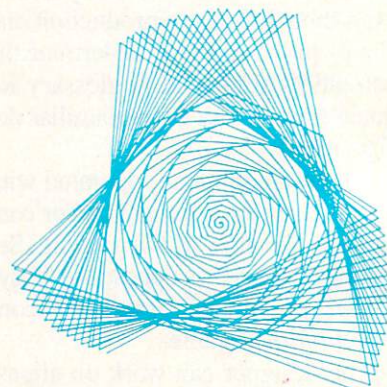
Axiom Corporation

Commodore 64

\$399.00

When I discovered that the Penman plotter had arrived for review, I was ecstatic. This plotter appeared to be one of the most exciting peripherals to come along in a while.


Traditional plotters have a pen that moves about over a piece of paper by means of a rail in each direction (x and y). More recently, plotters have



Reduced-size version of Penman plot.  
READER SERVICE NO. 103



# BREAK THROUGH



The



**NOW AVAILABLE**  
Best of '84  
20 Programs  
(disk only)  
\$10.95



Ahoy! uses only  
**maxell**  
premium quality disks.

with **Ahoy!**

**PROGRAM DISKS  
AND CASSETTES**

We're sure you're looking forward to trying out the programs in this issue of *Ahoy!* But we're equally sure that you're *not* looking forward to typing them in. If you're an average typist, that should take you upwards of 25 hours. Not counting time spent correcting your typing errors, of course. How long that will take is anyone's guess.

• How would you like someone to type the programs for you? At a price of, say—32¢ an hour? Wouldn't it be worth 32¢ an hour to free yourself up for more pleasant pursuits—like enjoying the rest of your *Ahoy!* magazine? • If you order the *Ahoy!* Program Disk or Cassette, you'll be getting that service for just under 32¢ an hour. Because for \$7.95 (postage included)\*, we'll mail you all the programs in this issue, on a disk or cassette that's tested and ready to run with your C-64 or VIC 20. If you subscribe, you'll save even more: 12 monthly disks or cassettes for \$79.95, 24 for \$149.95 (postage included)\*. Back issues are available as well. • You already know how to type. Why not use the hours you spend with your Commodore to learn something new?

\*Canadian and foreign prices higher.

## SINGLE ISSUE AND SUBSCRIPTION PRICES

(Postage and Handling Included)

	U.S.A.	CANADA	ELSEWHERE
<input type="checkbox"/> July '85 <i>Ahoy!</i> Disk	\$ 7.95	\$ 10.00	\$ 12.00
<input type="checkbox"/> July '85 <i>Ahoy!</i> Cassette			
<input type="checkbox"/> 12-Month Disk Subscription	\$ 79.95	\$ 99.95	\$ 124.95
<input type="checkbox"/> 12-Month Cassette Subscription			
<input type="checkbox"/> 24-Month Disk Subscription	\$ 149.95	\$ 179.95	—
<input type="checkbox"/> 24-Month Cassette Subscription			
<input type="checkbox"/> Best of '84 (disk only)	\$ 10.95	\$ 10.95	\$ 10.95

## BACK ISSUES \$8.95

(except months listed)

In Canada add \$2.00 per issue; outside US and Canada add \$4.00 per issue.

<input type="checkbox"/> Jan. '84	\$9.95	<input type="checkbox"/> _____	\$8.95
<input type="checkbox"/> _____	\$8.95	<input type="checkbox"/> _____	\$8.95
<input type="checkbox"/> _____	\$8.95	<input type="checkbox"/> _____	\$8.95
<input type="checkbox"/> _____	\$8.95	<input type="checkbox"/> _____	\$8.95

**SPECIFY**

DISK  CASSETTE

Make check or money order payable to **Double L Software**. N.Y. State Residents must add 8 1/4% sales tax.

Send coupon or facsimile to:  
**Ahoy! Program Disk/Cassette**  
Ion International Inc.  
45 West 34th Street, Suite 407  
New York, NY 10001

**NAME** \_\_\_\_\_  
**ADDRESS** \_\_\_\_\_  
**CITY** \_\_\_\_\_ **STATE** \_\_\_\_\_ **ZIP** \_\_\_\_\_



# READER SERVICE INDEX


Page No.	Company	Svc. No.
22	APCAD	112
11	Abacus Software	148
C-4	Access Software	145
26	Ace Software	114
14	Anchor Automation	138
14	Anchor Automation	139
14	Apricorn	141
38	Artworx Software	170
64	Axiom Corporation	103
21	Big Bytes	158
15	Brother International Corp.	143
15	Brother International Corp.	144
79	CVC Online	111
C-2	Cardeo, Inc.	122
8	CompuServe	115
47	Computer Management Corp.	108
41	Computer Warehouse	149
16	Custom Programming Group	159
23	Electronic Arts	124
5	The Ennon Corporation	117
35	Entrepo, Inc.	116
72	Epson America, Inc.	134
69	Full Circle Software, Inc.	106
25	Genesis Computer Corp.	160
9	Hayden Software Co., Inc.	126
12	Howard W. Sams & Co., Inc.	135
12	Howard W. Sams & Co., Inc.	136
114	Inexsoft	174
6	Innovative Organizers	150
67	Integrated-Software Systems	107
74	Intelligent Software	167
13	Island Digital Concepts	168
74	Jason-Ranheim	163
9	Mastertronic International	127
63	Mastertronic International	101
48-49	MegaSoft Limited	147
63	Micro League Sports Assn.	102
75	Microventions	164
4	Micro-W. Distributing, Inc.	169
45	Micro-W. Distributing, Inc.	104
17	N-Systems	119
20	Navarone Industries, Inc.	172
44	Ohio Computer Services	109
7	Okidata	125
14	Omnitronix	140
40	Parsec Research	120
10	Practcorp International, Inc.	130
36	Professor Jones	121
15	Progressive Peripherals & Software	142
56-61	Protecto Enterprises	151-156
76	R.J. Brachman Associates, Inc.	110
55	Radix Marketing	157
62	Robbins Software	171
46	Roger Wagner Publishing, Inc.	113
71	SKOK Software	132
83	Sage Software	118
24	Solid State Software	162
12	Star Micronics, Inc.	137
C-3	SubLOGIC Corporation	146
68	T&D Subscription Software	105
10	Talktronics, Inc.	129
70	Ultrabyte	131
12	VMC Software	123
46	Wedgwood Rental	165
72	White House Computers	173
10	Woodbury Software	128
114	Xetec, Inc.	133

The publisher cannot assume responsibility for errors in the above listing.

sported a pen that moves only in the x direction, while the paper moves to provide y-axis movement. The Penman is completely different. It features an intelligent base unit connected to a "robot" via a ribbon cable. This robot holds three pens and plots by rolling around on top of the fixed plotting surface.

The Penman is ingeniously engineered. It has two wheels that drive it, and one unrestricted wheel for balance. When initialized, the Penman aligns itself with the edges of the paper by rolling toward the edge until its bottom optical sensors detect a contrast difference between the paper and background; then it backs up, turns, and seeks the other edge. All this is purely fascinating to watch.

The Penman can be told to plot in



*A reduction of another Penman plot.*

two ways: by Cartesian coordinates or polar coordinates. Plotting each way is very simple. The plotter is simply given a set of coordinates, or a direction and distance. Smooth circles are drawn in polar mode by giving a curvature parameter. An additional robotics mode gives you direct access to the drive motors and optical sensors for more direct control of the robot unit. A standard character set is also built into the plotter. Text can be plotted at various sizes and angles with ease.

Interestingly enough, all lines, circles, and shapes drawn by the Penman are completely smooth, in contrast to the stepped lines drawn by other inexpensive plotters. This is due to the fact that the Penman draws by continuously varying the speed of its

two drive motors to produce smooth plots. Another interesting feature of the Penman is its ability to "unwrap" itself automatically from the connecting cable.

The only gripe I have with the Penman is that on complex plots accuracy is lost. One way around this is to have the robot realign itself every so many moves, but this takes time.

The Penman interfaces through any RS232 port and is driven by standard ASCII commands. At a price of \$399, it is a surprising value in a low cost plotter.

Axiom Corporation, 1014 Griswold Avenue, San Fernando, CA 91340 (phone: 818-365-9521).

—David Barron

## VISION BBS V8.3

Vision Software Co.

Commodore 64

Disk; \$69.95

As the System Operator (SYSOP) of this magazine's bulletin board service (BBS) and longtime SYSOP of my own BBS, I have spent a great deal of time examining the BBS software currently available for the Commodore 64. With the wide variety of BBS's now in use, choosing the software that offers the best value for your money is not simply a matter of buying the most expensive you can find. Fortunately, Vision Software has recently released an outstanding entry into the marketplace.

Vision BBS V8.3 offers all the features you would expect of a good BBS, combined with a price tag that won't destroy your budget. With features such as new style Punter up and downloads, up to 99 different message bases, and a userlog that can hold up to 999 users, plus the ability to work with as many as five drives, this software is a joy to use. Though the clear, well-written documentation claims a setup time of 1 hour, those of you who are new to bulletin boards should allow a little extra time to plan out the many different menus that must be written.

Once the various menu files have been created, the BBS is ready to go online. The first user entered should naturally be the SYSOP, and subse-



quent users are added to the userlog as they call in. Each user is required to choose an 8-digit password and is assigned a user code as well. New users may be given a low access level until the SYSOP has time to examine their application, whereupon their security level can be raised to allow them access to more features on the BBS. Security levels can range from a low of 1 to a high of 99.

One especially useful feature of this software is the ability of the SYSOP, and selected users, to control the operation of the BBS from a remote terminal. By selective use of high access levels, the SYSOP can allow various users to log on and control individual areas of the BBS from their homes. This reduces the amount of time the SYSOP must spend maintaining the BBS and updating the files.

Another very interesting function of this program is that it can also be used as a terminal program, allowing the SYSOP to log on to other BBS's to trade files and information without the need to load in a different program. This feature alone is, in my opinion, worth half the cost of the software.

One drawback that I noted while setting up my preliminary copy of the BBS is the lack of a text editor, which is required to generate the various menus used. A quick call to the manufacturer brought swift assurances that all future versions will in-

clude not only a text editor but a timing system that will remove the BBS from the phone line at a predetermined time if you choose to run your BBS on limited hours.

Persons interested in viewing this software before buying may call the *Ahoy! BBS* at (718) 383-8909, 24 hours a day, 7 days a week.

The current price for the software is \$69.95, and registered owners can purchase a backup copy for an additional \$10.00. Future updates will also be made available to registered owners at a cost of \$25.00. More information may be obtained by calling the Docs 'R' Us BBS at (914) 668-3664, or by writing the manufacturer at the address given below.

When ordering, please specify which type of modem you plan to use. There is a \$10.00 charge to change modem types at a later date.

Vision Software Co., P.O. Box 534, Bronx, NY 10461 (phone: 212-829-1538 voice; 914-668-3664 data).

—B.W. Behling

## **SOUNDCHASER 64** *Passport Designs, Inc.* **Commodore 64** **\$199.00**

At first glance, the Soundchaser 64 musical keyboard appears to be first rate. Unfortunately, the supplied software doesn't enable the keyboard to live up to the expectations set by its appearance.

To start on the positive side, the

keyboard is a full-sized 4-octave unit with an excellent feel. The housing is attractive tan plastic, matching the Commodore. Connection to the computer is made via a ribbon cable to the cartridge port. Overall, this is one of the finest keyboards I have encountered.

The *BASIC Synthesizer Software* provided includes a monophonic and a polyphonic synthesizer. The monophonic package is reasonably good; it allows all oscillators to play in unison, producing a very 'fat' sound. Additionally, there is a LFO (low frequency oscillator) that can be used to produce vibrato and other special effects. Thirteen presets, which can be modified at will, are included. They are good, but I was able to improve on most of them through the included sound editor.

The polyphonic synthesizer allows you to play the keyboard with up to three notes pressed at once. Six presets are included; they are fair, none being very impressive. The limitation on the presets is caused by the lack of any special features as found on the monophonic package.

Neither package makes any provision to 'record' in any way. Modified presets cannot be saved to disk, and the mono/poly programs are separate and not directly accessible from one another. Fortunately, Passport told us that they will release versions of *Macmusic* and *Computer Sheet Music* that will take advantage of the

## C-64 & C-128\* OWNERS:

Stop playing "Hide-and-Seek" with your Disk software! Let your Commodore 64\* "memory" do all the work for you with **MASTERDISK®**. Easy Menu-Guides make everyone a "pro" in 1 day! Here's a small "PEEK" at SOME of the FULLY-INTEGRATED POWER of PRODUCTIVITY at your fingertips.

- a SORTED Master Catalog of ALL your Disks (even those un-listable "protected" Directories: Names, ID's, File info, etc.)
- Search + List any File/Disk/ID in seconds, automatically, in any of SEVEN WAYS.
- Transfer ML-Programs or Files from Disk to Disk (CATEGORIZE your software)
- Stop disaster before it strikes: change duplicate ID's fast, without total re-copy.
- Restore accidentally-scratched files in a flash, with VERIFICATION that they're OK.
- Works with 1 or 2 Single Disk Drives (1541, MSD, etc.) with or without Printer (Commodore or ASCII).
- Handy-Reference Card for HEX/ASCII/BINARY-TO-DECIMAL VALUE TRANSLATION + FORMULAS, included FREE.
- All this + MUCH MORE, for just \$34.95. (U.S.A.)

**MASTERDISK® and MASTERDUAL® are both also compatible with the NEW C-128 (in C-64 Mode)!**

**INTEGRATED-SOFTWARE SYSTEMS**  
VISA/M.C./C.O.D., call (515) 233-2992  
9 a.m. - 9 p.m. (Central Time) Mon.-Fri.,  
Add \$3 Shipping/plus \$2 Foreign, C.O.D.  
IA Residents add 4% Sales Tax.



Now YOU too can get the "Software Edge"!

**NEW!! - MASTERDUAL®, "Son of MASTERDISK®" ... same power, but with Dual Drive Speed!**

- Same Catalog Features as MASTERDISK®
- Same Disk repair functions, too
- For all C-64 & C-128\* systems with Dual Disk Drives (4040, MSD, etc.)
- Utilizes all Dual Drive functions for maximum speed and ease of use
- FREE Handy Reference Card for HEX/ASCII/Binary to Decimal Translation
- Experience FULLY-INTEGRATED POWER for just \$29.95 (U.S.A.)

**IN CANADA: Cricket Distribution Co.,**  
616 Mackechnie Crescent, Cobourg,  
Ontario, Canada K9A 4X8

Call (416) 372-3692 for prices and shipping information  
9 a.m. to 6 p.m. (Eastern Time) Mon.-Fri.

Whether you have tens or hundreds of disks, now YOU can be the MASTER of your TOTAL Software Library!



Soundchaser. Hopefully, these will make an improvement in a device with great potential.

Passport Designs, Inc., 625 Miramontes Street, Suite 103, Half Moon Bay, CA 94019 (phone: 415-726-0280).  
—David Barron

## VIZASTAR INFORMATION PROCESSOR

Solid State Software

Commodore 64

Cartridge and disk; \$119.97 or

\$149.97 (see below)

"Innovative," "awesomely powerful," "sorely needed," and "incredible guarantee" are phrases I immediately associate with *VizaStar*. These words aptly summarize this unique "work processor." Other apropos descriptors: "humongous cell capacity," "impressive graphics," "multiple windowing," and "easy-to-use;" the list goes on and on, but you have the idea: this is a program unlike anything else for the C-64!

*VizaStar* is an integrated software package; that is, it consists of three programs that work interactively. Residing simultaneously in memory, the spreadsheet, database, and business

graphics programs are always immediately available. Each is outstanding in its own right. By integrating their features, Solid State Software has provided tremendous capabilities for information handling on the C-64. The only comparable product would be *Lotus 1-2-3* for the IBM PC; nothing in the C-64 world comes close to the vertical integration features of *VizaStar*.

The terms information processor and work processor, used by Solid State, describe not only what *VizaStar* is, but what it does.

All functions and applications for the program are menu-driven, and selections are supported by sub-menus. The basic display consists of a worksheet grid, and all labels, data, formulae, etc. are entered on it. Multiple windowing capability (up to 9 windows "open" at a time) allows viewing several portions of the worksheet simultaneously for comparison or reference purposes.

The program will support most popular printers suitably interfaced. Although a printer isn't mandatory to use *VizaStar*, it certainly is desirable. As of this writing (4/25), only the 1541 Disk Drive is supported.

The spreadsheet grid is a matrix of 1000 rows and 64 columns, yielding a maximum capacity of 64,000 cells! Cell formatting either individually or globally is provided in currency, scientific, date, left- or right-justified, centered, integer, and general purpose formats. Additionally, they can be globally or individually protected from modification.

Built-in functions for use in formulae include date processing and date calculations, in addition to the normal + - \* / mathematical operators. The date functions are extremely useful and can be used for schedule planning, invoicing, "time-stamping" data, and multitudes of other applications. The built-in functions consist of:

CALENDAR: @date, @day, @month, @year, @today

LOGICAL: @false, @true, @isna, @iserr, @if, @err, @na, and, or, not

MATHEMATICAL: @abs, @cos, @exp, @int, @log, @round,

@sin, @sqrt, @tan, @pi

STATISTICAL: @avg, @count, @max, @min, @sum

TABLE LOOK-UP: @hlookup, @vlookup

A very powerful feature of *VizaStar* is the automatic keyboard "EXEC" facility. This allows you to set up a sequence of commands which can be executed at any time, further expanding the program's range of complex applications.

Database operations are called up from the worksheet, and a collection of up to 15 indexed files is possible. Each file holds records which can be up to 8,000 characters in length. The records may contain up to 64 different fields, and the fields can be up to 120 characters long. The average disk access time for any random record is three seconds on the 1541, fast enough to be envied by some "dedicated" database programs.

Database file layouts are easily configured on a blank screen and reversed headings and borders are possible. You can include up to nine screens per file layout, more than sufficient for just about any application.

All database processing is direct in the program, and search criteria may be combined if desired. Search operators include:

\*—wild card match

?—individual character position match

&—match if following characters are found

<—less than match

>—greater than match

<—ignore/do not match

Business graphics functions allow translating spreadsheet/database information into line and bar graphs, and windowing is permitted and supported in this mode as well. Additionally, the XGP (Extended Graphics Package) is included with the program, which provides two impressive and sophisticated graph modes—color "pie charts" and 3-D, 4-way-scrolling "skyscraper" graphs. These graphing formats are the best I've seen yet for the C-64, bar none.

The XGP graphs (pie & skyscraper) may be labeled and printed out directly on a Commodore MPS 801 or

## FREE 10 DISKETTES OR 20 C-20 CASSETTES

A subscription to the 'Cassette of the Month' gets you a tape or disk full of 10 quality Commodore 64 programs delivered to you by first class mail every month. The documentation included will help you run great utilities like 'Word Processor,' and 'Budget Analyzer,' or enjoy great games like 'Frogjump' and 'Caterpillar Cave' FOR AS LITTLE AS 50 CENTS EACH!

★ Limited offer ★ Subscribe for a year on cassette and receive 20 Free C-20 cassettes or subscribe for a year on disk and receive 10 Free 5 1/4 single sided double density diskettes!



	PRICES	
	TAPE	DISK
1YR (12 ISSUES)	60 <sup>00</sup>	75 <sup>00</sup>
6MO (6 ISSUES)	35 <sup>00</sup>	45 <sup>00</sup>
Single Copies	7 <sup>00</sup>	9 <sup>00</sup>

- ★ We've been in business for over three years! acquiring
- ★ Over 4000 satisfied color computer owners
- ★ Commodore 64 required

Mich. Res. add 4%  
Overseas ADD \$10 to subscription and \$1.00 to single issues.

PERSONAL CHECKS WELCOME!

T & D Subscription Software  
P.O. BOX 256-C  
HOLLAND, MI 49423  
(616) 396-7577





Epson-compatible printer with suitable interface. Line and bar graphs are supported on almost all popular printers suitably interfaced. The printer functions will also support printing reports and labels.

*VizaStar* is extremely fast in terms of records access speed and overall operation due to the fact that it is written in 100% 6502 Machine Language. It is compatible with most word processors for the 64.

The *VizaStar* software resides both on cartridge and disk; the cartridge must be inserted while using the program. Two copies of the program disk are provided. In addition, a Tutorial Guide manual and a spiral-bound User Reference Guide manual are included, all inside a partitioned vinyl case that provides convenient and durable storage. Rarely do you find documentation equal to the caliber of the software it pertains to. *VizaStar* gets a solid 4-star rating in this department.

*VizaStar* has a retail price of \$119.97 (version XL4; see below), not expensive when you consider that a good database will cost you about \$100, as will a spreadsheet with decent graph capability, but not a small piece of change, either. Solid State Software is so confident in the product that they offer a full refund for any reason by returning it to the place of purchase within 15 days. After using *VizaStar*, I predict that Solid State will have very few refunds to make.

Though it's an incredibly powerful piece of integrated software, I found *VizaStar* quite simple to use, thanks to the excellent tutorial and reference manuals. The onscreen menus and sub-menus present the program options and functions in a clear, logical manner. Learning to use *VizaStar* is painlessly accomplished by following the tutorial guide and entering the examples. Unique features like the EXEC facility make it possible for novices to set up and execute complex command sequences.

Owing to the far-ranging capabilities of the program, it can be used for all sorts of applications. I found it particularly well suited for planning, projecting, visual analysis of

data, scheduling, maintaining customer records, mailing lists, generating reports, and other information-handling tasks. I'm sure that the useful applications of *VizaStar* are limited only by the user's imagination.

If you're looking for a serious application program to handle your spreadsheet, database, and business graphics tasks, your search has ended.

*VizaStar* does it all, and does it all amazingly well.

(*VizaStar* is available in two versions: the standard XL4 with 10K of free RAM (\$119.97) and the XL8 with 14K of free RAM (\$149.97).)

Solid State Software, 1125 E. Hillsdale Blvd., Suite 104, Foster City, CA 94404 (phone: 415-341-5606).

—Tom Benford

*Nobody copies better !!*

Since November 1984, Mr. Nibble has successfully copied heavily protected diskettes for grateful C-64 owners!



*While others promise,*

**MR. NIBBLE™**

*delivers!*

The next generation in archival methods is here today!

- No better disk copier at any price
- Easy-to-use — no complicated instructions
- Totally automatic — no knowledge of DOS required
- You'll LOVE MR. NIBBLE™ — if not, return within 10 days for full refund

Own **THE FINEST DISK COPIER SYSTEM** for  
The C-64 and 1541 disk drive - *Order today!*



FULL CIRCLE SOFTWARE, INC.

P.O. Box 1373  
Dayton, Ohio 45401

Phone (513) 223-2102

**\$49.95** includes shipping & handling  
(Ohio residents add 6% sales tax)



10 day return privilege

**Special MSD Version now available!**





a Breakthrough in Value!  
**ULTRABYTE**  
 DISK DUPLICATORS  
 with FREE BACKUP COPIES

ULTRABYTE NOW OFFERS TWO OF THE BEST COPY PROGRAMS ON THE MARKET, AND BOTH COME WITH FREE BACKUP COPIES.

## ULTRACOPY II

Jim Lagerkvist's sequel to the original ULTRACOPY 64 owned by thousands of satisfied customers.

- Copies protected disks in 8 minutes on a single 1541
- Does not "hammer" the disk drive. Will not affect alignment
- Formats, copies and produces errors automatically in one step
- Features Normal Scan for reliable copies of most disks
- Includes Deep Scan with 38 track and half track capability
- Copies 99% of programs on the market
- Free backup copy - two disks for the price of one
- Technical support available by telephone
- Simple to use. Tone signals disk swaps

## ULTRABYTE DISK NIBBLER

Uses proprietary revision of disk operating system (DOS) to make a bit by bit copy. This process, called nibbling, copies the format, data and errors, all at the same time. Errors are not recognized and do not hammer the drive. Built in fast load environment allows copies in 8 minutes with a single 1541 disk drive.

- Easy to use. No separate analysis or error production
- Choose 35, 36, 37 or 38 tracks to copy incl. half tracks
- Makes up to 5 copies of each original — (UNIQUE FEATURE)
- Backs up 99% of all software
- Free backup copy - two disks for the price of one

## FREE BACKUP DISK

ULTRACOPY II and the NIBBLER are independent products by different authors. Both are excellent and either should meet your needs. You may order two disks of one product for \$39.95 plus \$4.00 shipping and obtain a single disk of the other for \$20.00 plus \$3.00 shipping. Sorry, free backup must be same as disk purchased.

**\$39.95** FOR 2 COPIES OF EITHER  
 ULTRACOPY II OR THE DISK NIBBLER

plus \$4.00 shipping and handling. Mastercard, Visa, Check or M.O., Foreign orders or COD add \$2.00. Calif. add 6.5% (\$2.60) sales tax. Additional backup copies are \$20.00 plus \$3.00 shipping

ATTENTION: Owners of ULTRACOPY or the NIBBLER whose names are in our file may order a single copy of either product for \$20.00 plus \$3.00 shipping.

Write or Call 24 Hour Order Line  
**ULTRABYTE (818) 796-0576**  
 P.O. Box 789 La Canada, CA 91011

**DEALERS & DISTRIBUTORS WANTED**

**ON STAGE (\$24.95)**  
**MUSIC VIDEO HITS (\$24.95)**  
**3001 SOUND ODYSSEY (\$39.95)**  
 Sight & Sound Music Software  
 Commodore 64  
 Disk

"Just let me hear some of that rock & roll music, any old way you choose it."

Any old way? Chuck Berry might have had a few second thoughts if he had anticipated the invention of the home computer. Thirty years after those words were written, rock and roll has transcended the world of electric guitars and drums and entered to world of microprocessors. One of the first examples of this phenomenon to reach the marketplace is Sight & Sound's new "computer song albums."

It was only a matter of time before somebody figured—"Kids love rock, kids love computers, the C-64 has tremendous musical capabilities, so let's turn some rock songs into computer-generated music."

That's exactly what they've done. *On Stage* and *Music Video Hits* are essentially collections of recent popular songs translated for computers. *Music Video Hits* includes *Thriller*, *Let's Hear It for the Boy*, *Sweet Dreams*, *Break My Stride*, *Steppin' Out*, *Soul Man*, *Classical Gas*, and *The Hustle*. *On Stage* features *On the Road Again*, *Ease on Down the Road*, *Rise*, *Duelling Banjos*, *Cantina Band* (from *Star Wars*), *Entertainment Tonight*, *Charlie's Angels*, and *Far from Over*.

As the Commodore's SID chip pumps out the music, the "sheet music" appears onscreen. Notes don't scroll by, they sort of flash on and off in musical phrases. After a three-note phrase is finished, the notes disappear and get replaced by the next three. At the bottom of the screen you see the words to each musical phrase, as well as the words to the next phrase.

The music itself has been competently programmed by Peter Engelbrite. Each of the Commodore's three voices can be distinctly heard, which is intriguing to listen to. With most rock music, it's very difficult to sep-



arate the various instruments in your head.

Synthesizers are adding a new dimension to music, as is obvious from recent songs by Herbie Hancock, Thomas Dolby, The Eurhythmics, and others. But simply taking a song and synthesizing it is not necessarily an improvement. Just the opposite, in fact. Digitized *Thriller* is interesting at first, but after a few minutes you get the distinct feeling that you're on an amusement park carousel ride. The music is machinelike, automatic. The human emotion is missing. It's the Muzak-rock of the 1980's.

Whenever we complain about computer-generated *anything*, we can usually add, "But this is more than compensated for by the computer's ability to *interact* with the user." Unfortunately, this isn't the case with Sight & Sound's computer song albums. Hitting the number keys on the top row *will* speed the music up and slow it down. Manipulating the joystick *will* slightly change the "instruments" and create "special effects." But the interaction is minimal. You can't edit the notes to *Soul Man* and add a few licks of your own.

Sight & Sound *does* make two other programs—*The Music Processor* and *The Music Video Kit*—which are compatible and allow more creativity when combined with the computer song albums. Both are sold separately. But if you buy the computer song albums alone, you're basically just getting rehashed rock, at *four* times the cost of a regular album by the original artist.

You've got to *really* like computer music to go for a deal like that. Sight & Sound's selection of songs certainly doesn't make it easy. Admittedly, there are some good tunes here, but each disk is a random hodgepodge of musical styles that is guaranteed to please nobody. Do fans of Joe Jackson's *Steppin' Out* really want to hear *The Hustle*...or vice versa? Willie Nelson fans will certainly get into *On the Road Again*, but do they care about *Ease on Down the Road*? Mason Williams' *Classical Gas* is a good song, but get hip, gang—it's 17 years

old! And why anyone would *ever* want to hear computerized renditions of the themes from *Entertainment Tonight* or *Charlie's Angels* defies the imagination. Even *K-Tel* wouldn't release an album with selections like these. It seems as though Sight & Sound just threw on any songs that were available to license.

The heart of rock and roll is still beating, but not on floppies. Real music lovers should stick with the real thing.

But real music lovers *may* be interested in another disk made by Sight & Sound—*3001 Sound Odyssey*. Many of us are familiar with terms like volume, pitch, waveform, and envelope. These are the physics of sound that make, for example, a trumpet sound different from a piano. Though you may have *heard* of all these terms, chances are you don't fully understand them. Dictionary definitions don't help much when it comes to vague, non-visual concepts.


If only we could manipulate waveform or envelope *ourselves* these concepts would become clear. The computer is the perfect medium to actively experiment with the physics of sound. *3001* isn't a music program like *Music Construction Set* or *Musicalc*. It's a synthesizer that teaches you and shows you how to play with the parameters of sound. The program includes an excellent tutorial that explains all the terms and provides examples of each. After each section, you can get a "Show Me" or a "Try Me" demonstration.

Once you learn the difference between "modulation" and "pulsewidth," switch to the "microsynth" mode and go crazy. A tap of the joystick lets you turn the Commodore's three voices on and off, play with filters and modulation, and manipulate all the elements of sound. Change the waveform from "sawtooth" to "pulse" and see what happens. The top two rows on your keyboard form a mini-piano keyboard that will let you create an unlimited number of sounds, from beautiful music to awful noise. If you're interested at all in the creation

of music and sound effects, you'll find *3001 Sound Odyssey* an educational and fascinating experience.

Sight & Sound Music Software, Inc., 3200 South 166th St., New Berlin, WI 53151 (phone: 414-784-5850).

—Dan Gutman



"I think the personal computer is getting a little too personal."

## REAL MAGIC!

COMMODORE 64

TAROT  
COMPLETE 78 CARD DECK  
KELTIC LAYOUT  
DIVINATION

I CHING  
ALL 64 HEXAGRAMS  
ALL MOVING LINES  
AMERICANIZED

VOO DOO  
SUMMON LOAS  
CAST SPELLS  
DOLLS

DISK ONLY—\$30 EACH

WARESOFT  
SOFTWARE  
BOX 6  
CHEWELAH WA 99109



# WHITE HOUSE COMPUTER

PHONE REBATES! 1-717-322-7700

P.O. BOX 4025, HOURS: Monday thru Friday 9:00 am till 6:00 pm  
WILLIAMSPORT, PA 17701 VISA and MC Accepted 4%

## DISK DRIVES

C-64	
1541	185.95
1571	249.95
1572	375.95
MSD Single	229.00
MSD Dual	459.00
Indus GT	239.00
Cardco SCD-1	199.00

## INTERFACES

Tymac	
Connection/2K	62.95
Cardco +G	59.95
Cardco B	37.95
OR-D	
GPC w/2K	55.95
Grappler CD	89.95

## PRINTER PAPER

Lazor 1000 shts	15.95
Lazor 2500 shts	29.95

## DISKETTES ★

SKC	
SS/SD	10.50
SS/DD	13.50
DS/DD	15.50

## MAWELL

MD-1	15.95
MD-2	21.95

## ELEPHANT

SS/SD	13.50
SS/DD	15.50
DS/DD	19.50

## INNOVATIVE CONCEPTS

Flip-N-File	
10	3.50
15	8.50
25	18.50
w/lock	
50	17.50
50	23.50
ROM Holder	17.50

## KOALA

Pad Disk	39.95
Pad ROM	45.95

## COMPUTERS

C-64.....149.95

C-128 ...275.95

## MODEMS

C-1600	44.95
C-1650	54.95
C-1660	54.95
C-1670	185.95
300/1200 Band	

Cardco	
MOD-1	59.95
C-64	
MPP-1064	65.95
Tele	
Learning	49.95

## DUST COVERS

Mitey Mo	59.95
Westridge	69.95
Compuserve	
Starter Kit	21.95

# ★ PRINTERS ★

C-64	
MPS 801	179.95
802	208.95
803	175.95
MCS 801	314.95
DPS 1101	314.95

CITIZEN	
MSP-10	325
MSP-15	479
MSP-20	469
MSP-25	629

EPSON	
RX80	219
LX80	249
FX80	369
JX80	529
RX100	369
FX100	550

C. ITOH	
8510 A	285
8510 BC1	329
8510 BC2	389
8510 BP1	339
8510 SP	389
8510 SR	429
8510 SCP	459
8510 SCR	477
1550 BCD	485
1550 P	445
A10-20P	465
F10-40P/S	875
F10-55 P/S	1059
F10 Tractor	169
F10 Sheet Feeder	349

MANNSEMAN TALLY	
Spirit 80	249
MT 160L	495
MT 180L	595

STAR MICRONICS	
SG10	217
SG15	379
SD10	345
SD15	450
SR10	485
SR15	585
Powertype	309

CARDCO	
LQ 1	365
★LQ 3	209

PANASONIC	
1090	187
1091	257
1092	389
1093	585
3151	455

LEGEND	
880	209
1080	229
1380	269
1385	305

OKIDATA	
I82	219.95
84	640.95
92	349.95
93	560.95
Imagewriter	425.95

## MONITORS

AMDEK	
300G	119
300A	129
310A	145
Color 300	235
Color 500	345
Color 600	399
Color 700	469
Color 710	539

## TEKNIKA

MJ-10	229
MJ-22	285

## XTRON

Comcolor I	189
------------	-----

## ZENITH

122	85.95
123	75.95

## BMC

Amber	82.95
Green	79.95

## COMMODORE

C-1702	199.95
C-1802	204.95
C-1902 RGB	259.95
C-1901 Monochrome	129.95

Dealers  
Inquiries  
Invited ★



## SOFTWARE ★

BATTERIES INCLUDED	
Paper Clipw/SPELL Pk	69.95
Paper Clip	59.00
Home Pack	32.95
Bus Card II	124.95
B180 Board	99.95

BRODERBUND	
Print Shop	29.95
Graphics Library	18.95
B.S. Writer	32.95

EPYX	
FAST LOAD	23.95

## PRINTER RIBBONS

## VIDEO CASSETTE ★★

RECORDER \$295.<sup>95</sup>

### Symphonic VHS/Remote

- 105 Channel Cable Ready
- 14 Day / 1 Program Timer
- 12 Pre-set Channels
- Auto Rewind

CHECK

Plus much, much more! OUR PRICES!

### WE CARRY A FULL LINE OF:

Batteries Inc., Broderbund, Contineal, Hess, Infocom, Innovative Concepts, Koala, LJK, Microbits, Micro-  
pose, Microtek, O.S.S., Professional S.W. Scarborough, S.S.I., Synapse, Time Works, Wico.

**POLICY:** No deposit on COD orders. FREE freight on all prepaid cash orders over \$300 in the continental USA. APO and FPO add \$5 per hundred. For priority Mail add \$8 per hundred. PA Residents add 6% sales tax. Defective products must have Prior RA number. Schools net 15.



# SCREEN DUMPING ON THE COMMODORE 64, PART II

## Etch: A Bit Graphics Sketching Program

Including *Squares* Game for the 64

By Roger S. Macomber

Professor of Chemistry  
University of Cincinnati

Probably all of us have, at some time or another, played with Ohio Art's "Etch-a-Sketch." The *Etch* program described here allows you to create similar pictures on your Commodore monitor, but with several additional features. And perhaps most important, it allows you to print the screen image on your printer. (The printing feature was written for a Gemini 10 or 10X printer; use with other printers will require some modification to the program.)

*Screen Dumping on the Commodore 64*, in the June '85 *Ahoy!*, introduced the principles of screen and printer bit graphics, and demonstrated how to transform a screen bit map into one accessible by an 8-pin dot matrix printer. Readers interested in the details of bit map creation should consult that article. The present program uses similar machine code routines for memory manipulations and printing. But the bulk of the program is written in BASIC and can be readily understood.

To get the program running, here is what you need to do:

1) Move the beginning of your BASIC program with the following instruction: POKE 44, 64 : POKE 16384, 0 : NEW.

2) Enter the program, instructions 1-1190, as it appears on page 97.

3) PEEK in 45 and 46 to determine the location of the end of your program, then POKE in a value 210 greater to accommodate the machine code. (See Part I last month.)

4) RUN the program, and input the 207 bytes of machine code listed at the end of the program. Do this slowly and carefully.\*

5) Delete instruction 4.

6) SAVE the program, then RUN it.

\*If you should ever want to list the machine code at the end of your program, use the following sequence:

```
4 OPEN 4,4,2 :CMD4 :J=f
5 FOR I = f TO 2f6:PRINT P
EEK(S1+I);:J=J+1
6 IF J>15 THEN PRINT CHR$(
1f);:J=f
7 NEXT:PRINT#4,:CLOSE4:STO
P
```

We'll describe the game later, so answer "N" to the first query. You should see a white screen (blue borders), and if you look very carefully at the upper left corner, you'll see one black dot indicating the position of your cursor. You can move this cursor up, down, right, or left using the normal cursor control keys. Notice as you practice moving the cursor that it is prevented from going off the screen. If you press F (Fast) the cursor will move 5 times as fast; pressing S (Slow) will restore the slower movement.

Now, to draw a horizontal or vertical line, press D (Draw) and your cursor will leave a line behind it as it traverses the screen. (When using the Draw function you must continue one dot past the end of the desired line, because the last dot is erased when the draw mode is disabled.) To disable the Draw function, hit D again. Note that if you engage D in

Shown: a reduction of an actual dot matrix printout of a game of Squares.

the F mode, you will draw a dotted line, while in the S mode, a solid line results. If you make a mistake, you have two options. First, pressing E puts you in the Erase mode and the cursor will erase any dot it crosses. So by retracing the offending line you'll see it disappear. The Erase mode is disabled by pressing E again. Or second, by pressing f7, the entire screen is cleared to begin anew.

One further feature of the program allows you to draw straight lines at any angle to the horizontal. To draw such a line, bring your cursor to one end of the desired line and press I (Initial), then move your cursor to the other end of the line (anywhere else on the screen except directly above or below the initial point) and press D (Draw) L (Line). Immediately a line is drawn from the final point back to the initial point. Notice also that the D, E and L functions all operate in either the F or S mode.

Finally, when you have created just the picture you want, you can print it (on a Gemini 10 or 10X only!) by simply pressing fl.

### SQUARES GAME

Let's return to the game as promised. To do this, it will be necessary to hold down the RUN/STOP key and press RESTORE, then RUN the program again. This time answer "Y" to the prompt. The screen will fill with a 10 dot x 10 dot array, and the cursor dot will appear near the middle of the screen. By using your cursor controls and the Draw function, each player alternates and tries to complete squares in the usual way. When a square is completed, the player identifies it with some number of dots in its middle. The player with the greatest number of squares wins. The printed result of one such game is shown here; the author lost! □


SEE PROGRAM LISTING ON PAGE 97



## Program Your Own EPROMS

VIC 20  
C 64 **\$99.50**

PLUGS INTO USER PORT.  
NOTHING ELSE NEEDED.  
EASY TO USE. VERSATILE.



- Read or Program. One byte or 32K bytes!

OR Use like a disk drive. LOAD, SAVE, GET, INPUT, PRINT, CMD, OPEN, CLOSE—**EPROM FILES!**

Our software lets you use familiar BASIC commands to create, modify, scratch files on readily available EPROM chips. Adds a new dimension to your computing capability. Works with most ML Monitors too.

- Make Auto-Start Cartridges of your programs.
- The *promenade*™ C1 gives you 4 programming voltages, 2 EPROM supply voltages, 3 intelligent programming algorithms, 15 bit chip addressing, 3 LED's and NO switches. Your computer controls everything from software!
- Textool socket. Anti-static aluminum housing.
- EPROMs, cartridge PC boards, etc. at extra charge.
- Some EPROM types you can use with the *promenade*™

▶ \*Commodore Business Machines

\*Denotes electrically eraseable types

Call Toll Free: 800-421-7731 or 408-287-0259  
In California: 800-421-7748



**JASON-RANHEIM**  
580 Parrott St., San Jose, CA 95112



Reader Service No. 163

### The Intelligent alternative to overpriced 64™ software

The Intelligent Software Package for **C-64™, VIC™, SX-64™, C-128™, LCD™, Plus 4™, 16™, B-128™, and PET/CBM™**. An integrated home/business/educational package of 25 powerful, useful programs (totaling over 51 pages of source code) that will put your Commodore to work right now, in your home or office; all on disk or tape at the ridiculous price of **\$35**, or about \$1.40/program. One customer writes: "... This is as slick a deal as I have seen and more than adequate for all except fancy presentations. The best thing is the ease of use..." The package includes:

**Database:** A complete multi-keyed fixed-record-length data base manager. Sort or select (using all relational operators: =, >, <, AND, OR, NOT, wild card) on any field, perform computations on numeric fields. Any operation can be performed on all, or only selected records. All fields completely user-definable. Can be used for any number of tasks, including accounting, mailing lists, inventory control, record, tape, or book cataloging, expense account maintenance, or as an electronic rolodex. Even if you use your Commodore for nothing else, this program alone might justify its expense.

**Word Processor:** A full-featured menu-driven word processor including: very fast file commands, screen editing, text locating and full control over margins, spacing, paging, indentation, and justification. "... well done and highly functional..." Provides an excellent alternative to the high priced word processors... this is an excellent buy. Highly recommended." — Midnite Software Gazette. "Provides good basic features." — Compute's Gazette.

**Copycalc:** An electronic spreadsheet. Turns your Commodore into a visible balance sheet; includes screen editor. "Excellent program for budgeting, estimating, or any math-oriented use... well worth the money. Highly recommended." — Midnite Software Gazette.

Also included: **ReportGen, ReportMerge** (interface W/P with Database to create form letters, statements, invoices, mailing labels, other reports.); **Baseball Statistician** (compiles batting statistics for a baseball league); several W/P utilities, including **Index** (indexes W/P's text files); several Database utilities, including **DBmerge** (facilitates multi-file database applications.), and **DBStat** (analyzes D/B files); a programming utility, **ASCII**, which converts text files [program listings] into program files; also **Checkbook, Inventory, Paper Route, Loan Analysis, Breakeven Analysis, Depreciation, Labeler, File Copier**; more.

Versions of the package are available for every Commodore computer having a minimum of 10k RAM; please specify regular disk, 8050 disk, or tape format [disk only for Plus4™ and 16™]. All programs support tape, disk, and printer; price includes documentation and shipping. Calif. residents add 6%. Visa/Mastercard, add \$2; no personal checks from outside USA. This ad is the catalog; a sampling of program output is available for \$2.

**Intelligent Software**  
Quality Software since 1982

Box A Dept. A-2  
San Anselmo, CA 94960  
[415] 457-6153

Reader Service No. 167

# S.O.S.

## By Morton Kvelson

Is there any way to suppress the six line perforation skip on the Okimate 10 printer? I have tried changing my printer and interface without any results. I can control the problem with *WordPro 3 Plus/64* by setting the page length to 60 for eleven inch paper. This cannot be done with my *General Ledger Accounts* program from Integrated Software Series (IDI). I have also tried every possible way to access the printer's other text modes from within *WordPro*, but nothing seems to work.

—George Elder  
Cornelius, OR

George,

Hold everything. Stop changing hardware with your dealer. There is nothing wrong with your printer or its interface. The Okimate 10 powers up with the perforation skip feature activated. This is described on page 11 of the manual. The manual does not explain how to turn this feature off or on. However, the appropriate command codes are listed in the Command Reference Chart located on the inside back cover. To turn off the automatic perforation skip for use with any of the programs you mentioned, simply execute the following commands prior to running the program:

```
OPEN 4,4
PRINT#4,CHR$(27)CHR$(66)
CLOSE4
```

To turn the perforation skip back on, change the second line to:

```
PRINT#4,CHR$(27)CHR$(65)
```

These commands can be issued in immediate mode as shown, or they can be **SAVEd** and **RUN** as a short program by including line numbers.

The difficulty with accessing the Okimate 10 special features from within *WordPro* is not a problem with the Okimate 10 printer, but apparently a limitation of *WordPro*. Page 9-6 of the manual indicates that the ability to send special characters in **CBM** mode is limited to a value of 254. In addition, according to the manual for the Tymac printer interface, *WordPro* disables the special character mode when the "C" option is selected in response to the "Printer?" prompt. As a result, we must conclude that you will not be able to access any of the special features through *WordPro 3 Plus*.


I own an MX-80 Epson printer with an 8145 RS232 interface card installed to an HP computer via RS232. I would now like to interface the same printer (without

Continued on page 114



# AUTOS: LEASING V. BUYING

## For the C-64



## By Gil Ragan

**S**ince I had not purchased a new car for several years, the celestial sticker prices came as a complete shock. The high monthly payments and steep interest rates were much more than I had anticipated. The salesman, noting my reaction, urged me to consider leasing. He argued that leasing was actually cheaper than buying. However, I wondered whether his claim was true. Would it be cheaper to lease a new car than buy it?

I struggled with my hand calculator for several long hours before realizing that the problem was far too complex for a few simple calculations. Each auto had a different price and, consequently, a different monthly payment schedule. And there were so many lease plans available. Finally, I turned to my Commodore 64 to find a systematic and thorough way to make the desired comparisons. The result is this *Leasing v. Buying* program. Even if you're not in the market for a new car, you may find this program educational and interesting to run.

The program produces tables showing the cost of owning a new car and the cost of leasing the same car. It tells you what information you need, makes the necessary calculations, and displays the results so you can decide whether it is better to lease or buy in your specific situation. The program can be run over and over so you can easily compare different makes, models, optional equipment configurations, and financing arrangements with their respective lease plans. Although designed for screen display, the program can be modified easily to output to a printer if you wish to study the results.

### TYPES OF LEASES

Despite the wide variety of names used, there are basically two types of leases available: closed-end and open-end. Under a closed-end lease, the monthly payments you make are for a specific period of time. When the lease period ends, you return the car and you have no additional financial obligation to the lessor.

Under open-end leases, you agree to pay an additional amount if the value of the car at the end of the lease period is less than the amount estimated at the time the lease is signed. For example, suppose the lessor estimates that the car will be worth \$3,850 at the end of the lease period. If its value at that time is only \$3,300, you would have to pay the balance of \$550. However, if it is worth more than \$3,850, you should receive a refund.

This program may be used for both types of leases. However, most leases have a limit on the number of miles you are permitted to drive each year, usually around 15,000. If you exceed this limit, you will have to pay an additional charge for the excess miles. The program assumes that you will stay within the miles limit.

### ENTERING THE INFORMATION

After copying the program, type RUN and enter the information requested. Most of the requests are self-explanatory. However, a few words are necessary to insure accurate inputs. Naturally, the buying and lease information should be for the same make and model car in order to produce a meaningful comparison.

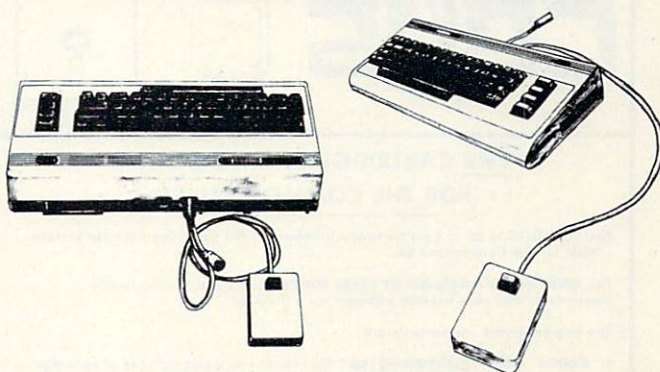
The purchase price is the first item requested. For this entry, use the actual price the dealer would be willing to accept, not the manufacturer's suggested retail price. When entering dollar figures, do not use \$ or commas. Next you will be asked, WILL YOU NEED FINANCING? Type in a 'Y' if you expect to borrow part of the purchase money. An 'N' will cause the program to branch and skip the questions relating to loans.

For the interest rate request, enter any fractional portion of the rate as a decimal. For example, 15¼ percent should be entered as 15.25. The length of the loan should be entered in months. A four-year loan, for example, should be entered simply as 48 for 48 months. Inputting the length of the loan this way lets the program calculate your monthly loan payments and interest charges. These calculations are made in lines 1030 and 1040.

If you live in a state that imposes a sales tax on autos, enter your state's rate when requested. Don't forget to enter the percentage rate in decimal form. The sales tax in dollars will be computed automatically. For the license fee request, enter your best estimate if you do not know the actual amount.

You are next asked what type of car you are considering. The reason for this request is that cars depreciate in value at

## PANIC BUTTON



RESET SWITCH

Only \$19.95



- BASIC RECOVER PROGRAM INCLUDED
- Unlocks "Frozen" Programs
- Plugs Into Serial Port
- Allows Full Use of Serial Port
- Extends the Life of Your Computer
- Compatible With Commodore 64 and VIC
- 1 Year Warranty

MAIL CHECK OR MONEY ORDER TO:  
CA Residents add 6% sales tax  
\$1.50 for shipping

MICROVATIONS  
16496 BERNARDO CTR. DR.  
SUITE 305  
SAN DIEGO, CA 92128

NAME \_\_\_\_\_  
ADDRESS \_\_\_\_\_  
CITY \_\_\_\_\_ STATE \_\_\_\_\_ ZIP \_\_\_\_\_

Dealer Inquires Welcomed Phone (619) 487-5107

Reader Service No. 164



different rates depending upon their types. Average depreciation rates for the three major types of cars are stored in the sub-routine in lines 2000-2220. The number you enter here will select the proper group of rates for the type of car you are considering.

One ownership savings frequently overlooked stems from the federal income tax. Interest charges on loans and state sales taxes paid are deductible for tax purposes if you itemize your deductions as opposed to taking the standard deduction (now called zero bracket amount). If you itemize, answer 'Y' to the question posed. This will be followed by a request for your percentage income tax bracket. You can find your income tax bracket by using the X, Y, Z Tables in the income tax booklet which is sent to you with your tax forms each year.

The next section of the program will ask you to enter data about the lease you are considering. First, you will be asked to enter the amount of any refundable security deposit you are required to make. This will be followed by a request to enter the amount of the monthly lease payments. Include only the cost of the "pure" lease. If a service maintenance contract is included with your lease package, the cost of this contract should be subtracted to get the actual lease cost.

Some leases require a non-refundable down payment or other charge at the beginning of the lease. If such a payment is required, enter the amount as requested.

## THE RESULTS

After all information has been entered, the program will first compute your net cost of buying and will display the results on the monitor. The display format will vary depending upon whether you pay cash or finance the purchase, and upon whether you itemize deductions for income tax purposes or not.

If you do not need to finance your purchase, you will see an item called "Interest lost on purchase price." This item refers to the interest your money could have earned at bank passbook rates had you not bought the car. The interest you give up by spending your funds is one of the hidden costs of ownership. Incidentally, if you have been earning a higher interest rate on your money, insert that rate in line 1015 in place of the .055.

If you finance the purchase, you will see a similar item "Interest lost on down payment" instead. The same reasoning applies to this cost of ownership. The bank passbook rate is in line 1020, and a higher rate can be easily substituted. For financed purchases, an additional line called "Total Payments on Loan" will be displayed. This line shows the total interest charges and loan repayments on the portion of the loan used to purchase the car only. Additional money borrowed for things like the license is excluded to avoid double counting.

Next you will see some deductions. The car you buy should have a value at the end of the loan or lease period. This residual value is an estimate of the amount you should be able to obtain by selling or trading the car at that time. Consequently, it must be deducted to obtain your net cost of buying.

If you itemize your deductions for income tax purposes, the tax savings is computed and also deducted from the total cost of buying to give your net cost.

The program will then compute the cost of leasing. Press 'C' to view the results. Again, note that interest lost on the security deposit and on the non-refundable down payment is computed and added to your cost of leasing. The security deposit will be refunded to you at the end of the lease period, so it is deducted to find your net cost of leasing.

Note that items such as insurance, repairs, maintenance, gas, and oil have been omitted. Under the standard lease, you must pay for these items just as you would as an owner. These items, then, would be the same in both calculations. For this reason, they are ignored, and the program concentrates only on items likely to be different depending on whether you lease or buy.

## THE FINAL COMPARISON

Press 'C' once more for a final display. First, you will see what your monthly loan payments will be. This is followed by the monthly lease payment which you entered. Don't be surprised to find that the monthly loan payments are higher than the lease payments. Such a situation will happen particularly if you are making a rather low down payment. This is what the salesmen mean when they imply that leasing is cheaper than buying.

The key comparison is found in the next two lines. They show your net cost of buying and your net cost of leasing. The final line of the program will tell you whether it is cheaper to lease or buy based upon the information you entered.


## PRINTER MODIFICATIONS

One final note. If you wish to modify this program to output to a printer, delete lines 520 and 540. These lines merely introduce stops in the screen display. Then, for a VIC-1525 printer, add the following:

```
490 OPEN 2,4
500 CMD 2
750 PRINT#2: CLOSE 2
```

If you have a different printer, consult your manual for the appropriate OPEN, PRINT, and CLOSE statements.

SEE PROGRAM LISTING ON PAGE 100



### THE CARTRIDGE BACKUP SYSTEM FOR THE COMMODORE 64®

The SOLUTION to all of your cartridge problems is the Cartridge Back-Up System (CBUS) for the Commodore 64.

The **CARTRIDGE BACK-UP SYSTEM (CBUS)** consists of two hardware components and very friendly software on a diskette.

The two hardware components are:

- CBUS-I** — the "SNAPSHOTTER" that takes electronic pictures of cartridge software and stores them on disk. Our **CBUS "AUTOSAVER"** permits anyone to do this automatically.
- CBUS-II** — is a true cartridge emulator. The unique **CBUS-II** (patent pending) permits you to run all standard cartridge software stored on disk by use of **CBUS-I** or equal.

A **CBUS SOURCE DISK** is provided. This contains very friendly software. The **CBUS AUTOSAVER** permits anyone to automatically copy cartridge software to disk and also updates the Directory. The cartridge software (on disk) can be selected from the **CBUS** menu using the keyboard or joystick. Programming knowledge is NOT required, however, a comprehensive set of manuals are provided for those who want to know how it works.

**CBUS** is the only system which permits the storing of ALL standard cartridge software designed for the Commodore 64 on disk and running software from disk. **CBUS** does NOT "crack" the software. The unique **CBUS-II** can emulate all of the standard cartridges, thus the software runs the same as in the original cartridge.

CBUS .....	\$119.95
(Includes CBUS-I, CBUS-II and CBUS SOURCE DISK)	
Additional CBUS-II's are available for .....	\$ 84.95

---

**R.J. Brachman Associates, Inc.**  
**P.O. Box 1077, Havertown, PA 19083**  
**ORDERS ONLY — 1-800-CBUS-C64**  
**TECH INFO — (215) 622-5495**  
Commodore 64 is a registered trademark of Commodore Electronics, Ltd.



# COMMODORE ROOTS

## WRITING & RUNNING AN ASSEMBLY LANGUAGE PROGRAM

By Mark Andrews

**W**riting a program in assembly language requires a software package called an assembler-editor, or simply an assembler. Three of the most popular assemblers for the Commodore 64 are:

- The *Commodore 64 Macro Assembler Development System*, manufactured by Commodore.
- The *Merlin 64* assembler, manufactured by Roger Wagner Publishing, Inc. (formerly Southwestern Data Systems) of Santee, CA.
- The *Panther C-64* assembler, manufactured by Panther Computer Corporation of Los Angeles.

It wouldn't be fair to rate these in 1-2-3 order, since each has its advantages and disadvantages. But to help you decide which you'd like to use, here are brief descriptions of each:

### THE COMMODORE 64 ASSEMBLER

An excellent package, designed by professionals for professionals, the *Commodore 64 Macro Assembler Development System* (the *Commodore 64 Assembler* for short) works much like the large assemblers used with mainframes. Unfortunately, though, it isn't what I'd call user-friendly; in fact, it can be downright user-hostile, especially for people who are just starting to study assembly language.

The *Commodore 64 Assembler* comes on a single 5¼-inch disk. But there are several programs on that disk, and each time you write and assemble a program, you have to load and run several individual utilities—in the correct order. If you use the programs in the wrong sequence, or make a mistake in using one program before you load the next one, you sometimes have to start the process all over again. That can be both annoying and time-consuming.

### THE MERLIN 64

The *Merlin 64* is an imaginatively designed assembler with a host of advanced features—some not available in any other C-64-compatible assembler system. For example, *Merlin* comes with a very sophisticated disassembler (a utility that can convert machine language into assembly language). Another bonus is a large library of useful assembly language routines that can be incorporated

into user-written programs.

*Merlin* is equipped to handle macros—prewritten routines that can be easily inserted into assembly language programs—and has linking capabilities that enable the user to write programs ordinarily too long to fit into a Commodore 64's memory. And *Merlin* can be used in an 80-column format on a computer equipped with a high-resolution monitor and an 80-column card.

### THE PANTHER C-64 ASSEMBLER

The *Panther C-64 Assembler* is even easier to use than *Merlin*—so it's a popular package, especially among newer assembly language programmers. But it lacks some features that have become almost standard in assemblers—macro capabilities, for example—and for some reason, the displays and the programs listings it creates are always printed in lower-case letters, a feature I find annoying. Furthermore, the *Panther* consumes more memory space than either the *Commodore 64 Assembler* or *Merlin 64*, and some of the memory space the assembler eats up is in blocks of RAM which I feel should be left free for user-written programs.

On the positive side, the *Panther* is a joy to use; everything that it can do is directly accessible from the editor (a costly feature in terms of memory), and its assembly language editor has a beautifully engineered error-checking system that makes it almost impossible to write a bad line of code. And the instruction manual that comes with the program is very good; in fact, if I didn't own a *Panther* assembler, I might be tempted to buy one just to get my hands on the tutorials in its manual.

### GOLDILOCKS & THE 3 ASSEMBLERS

When I started writing this series of columns, it was difficult to decide whether to use the *Commodore 64 Assembler*, *Merlin* or the *Panther C-64*. So I picked one by the Goldilocks method. After much experimentation, I concluded that the *Commodore 64 Assembler* was too big, the *Panther* was too little, and the *Merlin 64* was just about right. So most of the programs you'll see in this column were created with *Merlin*. If you own some other kind of assembler, that's okay; with minor modifications, the programs in these columns will work with any assembler compatible with the Commodore 64. But



for consistency, they'll all be written on a *Merlin*—and the column you're reading now, a tutorial on assemblers, will focus on the *Merlin 64*.

And that brings us to our real topic: how to use an assembler (such as the *Merlin*) to write a Commodore 64 assembly language program.

## USING THE MERLIN 64

*Merlin 64* can be loaded and executed like any other disk-based program. When you've successfully booted *Merlin's* master disk, this menu will be displayed on your monitor screen:

```
C : Catalog
L : Load source
S : Save source
R : Read text file
W : Write text file
D : Drive change
E : Enter ED/ASM
O : Save object code
G : Run program
X : Disk command
Q : Quit
```

The choices on this menu can be used to instruct *Merlin* to do quite a few things—from loading and saving assembly language programs (choices “L” and “S”) to listing the names of the files a disk (“C”) to running a machine language program (“G”). You can even format disks, scratch files from disks, and perform numerous other disk-management functions by choosing “X”.

To write an assembly language program, you have to pick menu choice “E”. That will that *Merlin* out of its “executive” (menu) mode and put it into its editor-assembler mode, which can be used for both writing and assembling assembly language programs.

When you've made menu choice “E” and put *Merlin* into editor-assembler mode, the menu on your screen will disappear, and you'll see a “:” prompt at the top of your screen. After that prompt, type

```
A
```

—for “append.” *Merlin* will display the number “1” on your screen. That “1” is an automatically generated line number, and as soon as it appears, you can start typing an assembly language program.

Let's pause for a word about line numbers. One *Merlin* feature that takes some getting used to is its automatically generating line numbers, beginning with number 1 and progressing in increments of 1. So you never have to type a line number when you're using the program. And when you add or delete lines, all affected line numbers will change automatically.

When *Merlin* generates and displays a line number, the number is always followed by a space and a flashing

cursor. If you have *Merlin* up and running now, and if that's what you see on your screen, type an asterisk—without any additional spaces in front of it. Line 1 of your program should then look like this:

```
1 *
```

*Merlin* will then advance automatically to Line No. 2. Following the numeral 2, again without any extra spacing, type

```
* ADDNRS
```

—and hit your RETURN key. Then, when *Merlin* advances to Line 3, type another asterisk.

This is what you should see on your screen now:

```
1 *
2 * ADDNRS
3 *
4
```

In a moment, we'll discuss what those lines mean. First, though, let's get a little more familiar with *Merlin*.

At Line 4, press your carriage return, and you'll see *Merlin's* “:” prompt again. Then you can type “A” (for ADD) again, and continue writing your program. Or if you prefer, you can type some other command: “L” for list, for example. This will list your program, in its entirety, on your screen.

Another command that can follow the “:” prompt is “D” for DELETE. You would type the letter “D” followed by the number of the line (or lines) you want to delete. Suppose you wanted to delete Lines 2 and 3 in the above listing. You would simply type

```
D2,3
```

after the “:” prompt. Try it! Then restore the lines you've deleted by using the “A” command.

Still another command that can be used after the “:” prompt is “I” (for INSERT). Type the letter “I” followed by the number of the line where you want your new line inserted. Suppose you wanted to insert another asterisk at Line 2 in the above program. You could simply hit your RETURN key to get a colon prompt, then type

```
I2
```

Try that, and you'll see *Merlin* respond with the number

```
2
```

Now type an asterisk, followed by two carriage returns. *Merlin* will display its “:” prompt again, and you can then type “L” for list. Then *Merlin* will list your program, and you'll see that another line containing an asterisk has indeed been inserted into your program, at Line 2.



Speaking of lines, you can now delete that extra asterisk you've just added to your program. Hit a carriage return to get a colon prompt and type "D2." Then you can type "L" for LIST, and you'll get a listing showing you that your program looks like this again:

```
1 *
2 * ADDNRS
3 *
4
```

That looks okay, so now you can continue typing until you've entered the following program into your computer:

```
1 *
2 * ADDNRS
3 *
4      ORG      $8000
5 ADDNRS  CLD
6      CLC
7      LDA      #2
8      ADC      #2
9      STA      $02A7
10     RTS
11
```

## LISTING YOUR PROGRAM

When you've reached Line 12 in your ADDNRS program, hit your RETURN key. Then you can type either L or LIST, and the complete program will be listed on your screen. Then you can examine the program line by line.

Lines 1 through 3 of the ADDNRS program are *comments*. Line 2 explains what the program does, and lines 1 and 3 set off the explanatory line by printing asterisks followed by white space.

Line 4 is the origin line of the ADDNRS program. Every program written on *Merlin 64* must start with an origin line. When a computer runs a machine language program, the first thing it does is go to a predetermined memory location and look at the value stored at that address. So when you write an assembly language program, the first thing you have to do is tell your computer where to start looking for the program in its memory.

The origin directive looks like a simple line to write; but deciding where to start a program can be a difficult task. There are many blocks of memory in your computer that you can't use for assembly language programs because they're reserved for other uses—for example, to hold your computer's operating system, disk operating system and BASIC interpreter. The best way to learn your way around your Commodore's memory banks is to consult a lot of memory maps and write a lot of assembly language programs. But in the early stages, it will usually be safe to start your programs somewhere around memory location \$8000 (or 32768 in decimal notation).

Line 5 of the ADDNRS program contains the label ADDNRS and the assembly language instruction CLD.

Labels always occupy the *first field* (the column that follows the line-number column) in an assembly language programs. And labels are very important in Commodore 64 assembly language programs, since labels, not line numbers, are used to access routines.

The abbreviation CLD in Line 5 is a *mnemonic*, or assembly language instruction. Mnemonics always occupy the second field (after the line number) in assembly language programs. The mnemonic CLD, which means "clear decimal mode," is often used prior to arithmetical operations in Commodore 64 assembly language. Inside your computer's 6510 microprocessor, a status flag called the decimal flag can be cleared with the instruction CLD. When the decimal flag is cleared, the Commodore 64's 6510 chip carries out all arithmetical operations using binary numbers. If the decimal flag is not cleared prior to an arithmetical operation, the operation is carried out using binary-coded decimal (BCD) numbers, a subject that will be discussed in later columns.

In Line 6 of the ADDNRS program, the mnemonic CLC is used to clear another 6510 flag, called the carry flag. This flag, as explained last month, is affected by so many kinds of operations that it's good programming practice to clear it before every addition operation—and to *set* it before every subtraction operation, so that it can be used as a borrow.

Line 7 of the ADDNRS program—"LDA #2"—is a very

Experience . . .

# THE JOY OF TEX

**\$12.95**  
**LIFETIME**  
**MEMBERSHIP**



**Connect with the leading UNCENSORED national computer communications network.**

Adults can experience "live" interactive chatting, electronic mail and many other full-service videotex features.

For a FREE brochure call (212) 972-4719 or write:

**CVC ONLINE, dept. SL2  
801 Second Ave., N.Y., N.Y. 10017**

Reader Service No. 111



straightforward instruction. When two numbers are to be added in an assembly language program, one must be loaded into a special 6510 register called the accumulator. Then the second must be added to the number that has just been placed in the accumulator. The sum of the two numbers is then left in the accumulator.

In *Line 7* of the ADDNRS program, the instruction LDA #2 is used to load the literal number 2 in the accumulator. The “#” sign in front of the number 2 means that it’s a literal number, not an address. If the instruction in *Line 7* were “LDA 2,” the accumulator would be loaded with the contents of Memory Address 0002, not the number 2.

*Line 8*—“ADC #2”—adds the literal number 2 to the number in the accumulator (in this case, another 2). As mentioned, there is no 6510 assembly language instruction that means “add without carry.” So the only way an addition operation can be performed without a carry is to clear the status register’s carry flag and perform an “add with carry” operation.

*Line 9*—“STA \$02A7”—completes the addition operation in the ADDNRS program. This statement stores the contents of the accumulator in Memory Address \$02A7 (usually a safe spot for storing data). Note that the symbol “#” is not used before the operand (\$02A7), since in this case the operand is a memory address, not a literal number.

The mnemonic RTS, in *Line 10* of the ADDNRS program, means “Return from Subroutine.” The instruction RTS has two main uses in assembly language. When used at the end of a subroutine, it works like the RETURN instruction in BASIC; it ends the subroutine and returns to the main body of a program, beginning at the line following the line in which the RTS instruction appears. But if used at the end of the main body of a program—as it is here—it ends the program. Usually, control of the computer then returns to whatever was in control before the program began—usually the Commodore 64’s built-in BASIC interpreter.

## ASSEMBLING AND SAVING YOUR PROGRAM

To assemble the ADDNRS program using *Merlin*, all that is necessary is to type the command ASM following the “:” prompt. *Merlin* will then ask you if you want to update your source-code file—with the current date, for example. If you don’t want to do that, you can type “N” (for “no”) and *Merlin* will assemble your source-code program—very rapidly!

After you’ve assembled a source-code listing into object code, you can save both your source-code and object-code listings to disk. Here’s how:

First type “Q” (for QUIT) after the “:” prompt to get your assembler back into its “executive” (menu) mode.

*Merlin*’s main menu will then reappear. You can then save your source code by selecting menu choice “S,” and your object code by picking menu choice “O.”

After you type “S” or “O,” *Merlin* will ask you what you’d like to name your program. You don’t have to add a suffix to indicate whether it’s a source-code listing or an object code program; *Merlin* will automatically add an “S” to the name of a source code listing, or “O” to the name of an object code listing.

## RUNNING AN ASSEMBLY LANGUAGE PROGRAM

Once an assembly language program has been assembled into machine language, it can be executed without an assembler. When you have ADDNRS program assembled and safely stored on a disk, you can turn your computer off, turn it on again, and type the command

```
LOAD "ADDNRS.O",8,1
```

(As you may know, the number “1” at the end of a “LOAD” command informs your computer that the program being loaded is in machine language, and must therefore be loaded starting at the address that was designated in the program’s ORG line.)

When the ADDNRS.O program has been loaded into memory, you can run it by typing the command

```
SYS 32768
```

That line will instruct your computer to run the program that now begins at Memory Address 32768 (\$8000 in hexadecimal notation). And, since the ADDNRS.O program has just been loaded into memory starting at that address, the program that will now be executed is the ADDNRS program.

## AND NOW FOR SOMETHING COMPLETELY DIFFERENT

Unfortunately, the ADDNRS program doesn’t appear to do much when it is loaded into memory and executed. All it does is add a couple of numbers and place their sum into a certain memory location; and that isn’t very exciting, since no keyboard inputs are requested, and nothing is displayed on your computer screen.

So, in the listing on page 96, I’ve provided something to tide you over until next month’s column. It’s considerably more interesting than the ADDNRS program, and it will give you some practice in typing, assembling, saving and running assembly language programs. Type the *Flash* program on page 96, assemble it, and save it on a disk. Then run it, and watch the action. We’ll discuss how it works in next month’s column. □

SEE PROGRAM LISTING ON PAGE 96

---

Next month: *Addressing the Commodore, Part I*—the first of two columns that will explain the 13 addressing modes used in Commodore 64 assembly language programming, including several short illustrative programs.



# COMMODARIES

## PROGRAMMING CHALLENGES

By Dale Rupert

**E**ach month, we'll present several challenges designed to stimulate your synapses and toggle the bits in your cerebral random access memory. We invite you to send your solutions to:

*Commodares c/o Ahoy!*  
P.O. Box 723  
Bethel, CT 06801

We will print and discuss the cleverest, simplest, shortest, most interesting and/or most unusual solutions. Be sure to identify the *name* and *number* of the problems you are solving. Also show sample runs if possible, where appropriate. Programs on diskette are welcome, but they must be accompanied by listings. Also tell what makes your solutions unique or interesting, if they are. You must enclose a stamped, self-addressed envelope if you want any of your materials returned.

Your original programming problems, suggestions and ideas are equally welcome! The best ones will become *Commodares*.

---

### **Problem #19-1: Binary Palindrome**

Write a program to determine whether the binary equivalent of any input decimal number between 0 and 255 is a palindrome or not. Just one catch. Your program must *not* calculate the binary equivalent of the given number. (The eight-bit binary number must read the same forward or backward to be a palindrome.)

---

### **Problem #19-2: Memory Locator**

This program does nothing more than tell where it is located in memory with an output such as this:

Program Text : AAA - BBB  
Numeric Variables : CCC - DDD  
Arrays : EEE - FFF  
String Storage : GGG - HHH

where for example AAA and BBB are the starting and ending memory addresses of the program's text.

This is an easy problem if you know how to do it. Then again, aren't they all?

---

### **Problem #19-3: Orthogonal Time**

At 3 o'clock and 9 o'clock the hands of the clock form a ninety degree angle. At what other times do the hands form a right angle?

If you are tempted to say 12:15, consider the fact that the hour hand has moved by the time the minute hand gets to the three. Your program should list all the times to the nearest second at which the hands of a clock are ninety degrees apart. If you submit your program, also send the answers it gives.

---

### **Problem #19-4: Screen Scramble**

Jesus Geliga-Torres (Aguadilla, PR) suggested the following *Commodare*. Write a program which takes whatever is on the screen and rewrites it in a top to bottom, right to left fashion. The top row of the screen becomes the right hand column. Whatever was in the upper left corner is now in the upper right corner. The contents of the lower left corner will now be in the upper left corner. This should work for any text or text-mode graphics on the screen. !nuf ekil sdnuoS

---

First we will discuss a solution to last month's *Problem #18-1: Cycling Function* from Jim Speers (Niles, MI), then we will look at other readers' solutions to *Commodares* from the March issue of *Ahoy!*

Jim's solution to the problem he submitted is as follows:

```
10 DEF FNC(D)=D - 2*5*(X=0) + 2*5*(X=100)
)
```

When this statement is combined with the statements given last month

```
20 D=5 : X=0
30 PRINT X : X=X+D : D=FNC(D) : GOTO 30
```

the output cycles back and forth from 0 to 100 in steps of five. Line 10 is written so that you may replace the fives with any other step size you desire. Line 20 should be modified accordingly. Also you must be sure that the test values in line 10 (0 and 100) are reached exactly. If not, the output doesn't cycle. You might change the "=" to "<=" and ">=" if you are sure whether the endpoints will be reached exactly.

Here are two more general cycling functions which Jim suggested:

```
10 FNU(V) = V - S*(V<MX) + (MX-MN)*(V=MX)
)
```



```
15 FND(W) = W + S*(W>MN) - (MX-MN)*(W=MN)
)
```

MN, MX, and S are the minimum value, maximum value, and step size. FNU repeatedly cycles up from the minimum to the maximum value and then drops back to the minimum value to start over. FND does just the opposite. Add line 5 and change lines 20 and 30 as follows to see how these functions work:

```
5 MN=45 : MX=99 : S=3
```

```
20 X=MN : Y=MX
```

```
30 PRINT X,Y : X=FNU(X) : Y=FND(Y) : GO TO 30
```

Again, the endpoints must be reached exactly with the chosen step size.

*Problem #15-1: Fancy Functions* brought many responses. Readers used two significantly different methods to check for the "evenness" of a number as typified by these function definitions:

```
FNA(X) = -(X/2 = INT(X/2))
```

```
FNA(X) = 1 - (X AND 1)
```

The first uses a logical expression having a value -1 when true and 0 when false. The minus sign in front produces the desired result that FNA(X) equals 1 when X is even and 0 when X is odd. The second uses a Boolean expression which depends on the fact that the least significant bit in the binary representation of an even number is 0 and of an odd number is 1. (X AND 1) equals 1 for odd values of X and 0 for even values of X. Refer to the *Commodore 64 Programmer's Reference Guide* for a discussion of the AND operator.

A solution to the equilateral triangle area function is

```
FNB(X) = X*X*SQR(3)/4
```

or some variation on this theme.

There was not much need for originality for the random number generator function. Most solutions looked essentially like this:

```
FNC(X) = INT(X*RND(1))+1)
```

where FNC has a random integer value from 1 to X inclusive.

The fourth function as defined by most readers was of the form

```
FND(X) = INT(N*10^X + .5)/10^X
```

This rounds the number N properly to X decimal places, but only if X is positive. A more general solution handles

negative numbers as well:

```
FND(X) = SGN(X)*INT(ABS(N)*10^X+.5)/10^X
```

Glenn D. Elliot (Rutherford, NJ) used string functions to arrive at his solution:

```
FND(X) = VAL(LEFT$(STR$(N+5/10^(X+1)),LEN(STR$(INT(N)))+X+1))
```

Unfortunately, this doesn't work properly for values of N less than 1. Can someone fix it up? How about a function that returns a value with X significant figures? For example, if N=1.254 and X=2, the result is 1.3, or if N=1254 and X=2, the result is 1300 or 1.3E3. Anyone up for the challenge? The string approach might be the way to go.

Several readers overlooked the requirement for *Problem #15-2: Prime Factors* that the solution contain only one statement per line. It is surprising how the inability to put more than one statement per line can complicate a program, especially with IF-THEN statements. The solution from John Prager (Bay City, MI) printed below is representative of most of the other proper solutions.

```
10 REM SOLUTION TO PROBLEM #15-2 :
20 REM PRIME FACTORS
30 REM BY JOHN PRAGER
40 INPUT N
50 FOR F=2 TO SQR(N)+.9
60 IF INT(N/F)=N/F THEN 150
70 NEXT F
80 F=N
90 IF A THEN PRINT"*";
100 PRINT F;
110 A=-1
120 N=N/F
130 IF N>1 THEN 50
```

John used the fact that you don't have to check for any factors larger than the square root of the given number. Any non-prime non-square number can be factored into factors, one of which is larger and the other of which is smaller than the square root of the number. Once you've found the smaller factor, division gives the larger. One way to speed this program up is to check only for odd factors once all factors of two have been divided up. The solution from Dana Rousseau (Memphis, TN) below takes that approach.

```
1 REM SOLUTION TO PROBLEM #15-2 :
2 REM PRIME FACTORS
3 REM BY DANA ROUSSEAU
4 REM (( SIMON'S BASIC ))
5 INPUT N
6 K=2
7 L=N-K*INT(N/K)
8 IF L=0 THEN PRINT K;"*";
```



# \$HARK™

A Real Estate Trading Game for the Commodore 64®.

If you enjoy playing **MONOPOLY**, you'll love **\$HARK!**



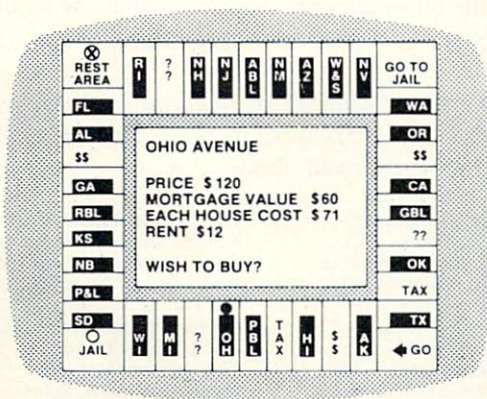
DISK \$25

It's Fun For the Whole Family!

Now you and your friends can enjoy a fast paced game of \$HARK while all banking transactions, collecting of rents, managing properties and other time consuming duties are handled automatically.

With \$HARK, you can:

- Buy and mortgage property
- Build and tear down houses
- List your cash, property and net worth
- Make DEALS and TRADES with other players
- Include or void different game options
- Have up to 6 people play at one time



(Screen Simulation)

# \$HARK™

A Real Estate Trading Game

**SAGE SOFTWARE**  
P.O. Box 2578-F  
Freeport, Tx 77541-2578

YES, please send me \$HARK

\_\_\_ Disk(s) @ \$25 (U.S.) each

(Please Print)

Name \_\_\_\_\_ Address \_\_\_\_\_

City \_\_\_\_\_ State \_\_\_\_\_ Zip \_\_\_\_\_

Sage Software promises prompt delivery!

Send check or money order to:  
**SAGE SOFTWARE**  
P.O. Box 2578-F  
Freeport, TX 77541-2578

Our Guarantee: If you are not satisfied with your disk, please return to Sage Software for a free replacement.



```

50 IF L=0 THEN N=N/K
60 IF K*L>2 THEN K=K+2: ELSE :K=K+L
70 IF K*K<=N THEN 30
80 PRINT N

```

Dana used *Simons' BASIC*, which allows the IF-THEN-ELSE statement. You can delete the ELSE part of line 60 and add line 65 IF K\*L <=2 THEN K=K+L if you don't use *Simons' BASIC*. According to Dana, line 60 (i) does not increment K if K divides N (so it can be tried again), (ii) increments by 1 if K=2 and N is odd, and (iii) increments by 2 if K>2 and K does not divide N.

Jim Speers (Niles, MI) said that his solution found the prime number 999,999,937 (the largest prime number with fewer than ten digits) in just under 38 minutes. How do your times compare?

Congratulations to Brad Cameron (Metcalf, ONT), Daniel Knight (Grand Rapids, MI), David Alan Wright (New Britain, CT), Fred Atiyeh (Livonia, MI) and James Borden (Carlisle, PA) for their solutions to this problem.

There were two types of solutions to *Problem #15-3: Separated Sentence*, those that are printable on a printer and those that aren't. Those that aren't printable use the [UP] and [DOWN] statements to move the cursor between characters. A printer is a sequential access device whereas the screen (or a plotter) is random access. A one-liner from Tom Nielsen (Bismarck, ND) is listed below. It is for a random access output.

```

1 REM SOLUTION TO PROBLEM #15-3 :
2 REM   SEPARATED SENTENCE
3 REM   BY TOM NIELSEN
4 REM
10 INPUTB$:FORI=1TOLEN(B$)STEP2:PRINTMID
$(B$,I,1)""MID$(B$,I+1,1)"";:NEXT:PRINT"
"

```

Of the solutions which are hard-copy printable, some stepped through the input string twice, printing every other letter on one line, then dropping to the next line to print the rest. An example of this method is the program listed here from Marcus F. Cooper (Mililani, HI).

```

1 REM SOLUTION TO PROBLEM #15-3 :
2 REM   SEPARATED SENTENCE
3 REM   BY MARCUS F. COOPER, JR.
4 REM
10 INPUTS$:FORU=1TOLEN(S$)STEP2:PRINTMID
$(S$,U,1)+" ";:NEXT
20 PRINT:FORL=2TOLEN(S$)STEP2:PRINT" "+M
ID$(S$,L,1);:NEXT

```

Other readers created separate strings and printed them individually, as shown by this solution from Larry E. Cox (Tecumseh, MI).

```

1 REM SOLUTION TO PROBLEM #15-3 :
2 REM   SEPARATED SENTENCE

```

```

3 REM   BY LARRY E. COX
4 REM
10 INPUT"SENTENCE";A$
20 FORX=1TOLEN(A$)STEP2:Y=X+1
30 B$=B$+MID$(A$,X,1)+CHR$(32):C$=C$+CHR
$(32)+MID$(A$,Y,1):NEXT
40 PRINTB$:PRINTC$

```

Daniel Knight (Grand Rapids, MI) suggested that you might encode a message with dummy letters this way, then write a program to decode it. The third type of solution above is probably the most useful if you want to utilize this concept in cryptography.

*Problem #15-4: String Stretcher* was meant to revive a classic geometry problem. Even after seeing a proof of the solution, it is still a bit difficult to believe the results. If the string is one yard longer than the circumference of a planet (any planet), the string could be placed around the planet at a uniform height of  $1/(2*PI)$  yards above its surface.

To see this, let C1 be the circumference of the planet. The length of the string is then C1 plus one yard. The radius of the planet is  $C1/(2*PI)$  and the radius of the string is  $(C1+1)/(2*PI)$ . Some algebraic manipulations show that the difference in the two radii is simply  $1/(2*PI)$ , independent of C1. Therefore the string will be approximately six inches (0.16 yards) above the surface regardless of the size of the planet.

A few readers resorted to some craftiness by putting delay loops into their solutions so it looked like the computer really had to "think" about the solution before printing it. Of the readers who commented, all said they enjoyed this bit of trickery. Your comments as to whether or not you like a particular type of problem are always welcome.

Solutions for March *Commodores* and various other problems and letters were received from the following people not mentioned above:

Scott Kruger (Rockford, IL)	James N. Martin (Keesler AFB, MS)
Tony Ruperto (Kitimat, BC)	Richard Cannon (Cambridge, ONT)
Stan Beddingfield (Dover, DE)	William Ingram (Cambridge, ONT)
Rick Acosta (Somerville, NJ)	Trevor Green (Campsie NSW, Australia)
Don Allen (Necedah, WI)	Glen Oldford (St. John's, NFLD)
Jason Simpson (Victoria, BC)	Eric Berns (Grande Prairie, ALB)
Russ Beinder (Victoria, BC)	Mike Livermore (Kansas City, KS)
Keith Rasmussen (Blaine, MN)	James Dunavant (Gainesville, FL)
Paul Hawthorne (Wilburton, OK)	Vadim Israilevich (N. Hollywood, CA)
Peter Lam (Langenburg, SK)	Margaret Wylde (New Bloomfield, MO)
R. Dorn (Saratoga, NY)	Walter Robinson (Bonner Springs, KS)
Tom McNeill (Baltimore, MD)	John Northover (San Diego, CA)
Frank Gourley (Kenesaw, NE)	Cathy Levandofsky (Bainbridge, OH)
Brad Cameron (Metcalf, ONT)	Carl Lancaster (Oxon Hill, MD)
Kenneth Karow (Chicago, IL)	L.M. Davis (Bainbridge, OH)
Steve Feld (New York, NY)	Stanley Davis (Decatur, GA)
Veronica Robin (Niles, OH)	Paul Lalli (McAlester, OK)


As usual, solutions received by the middle of the month of the magazine's cover date are most likely to be listed and discussed, but you may send your solutions any time. I will respond to your questions or comments only if you enclose a self-addressed stamped envelope. You have some serious work ahead of you with this month's challenges, so you'd better get busy! □



# PROGRAM LISTINGS

Attention new *Ahoy!* readers! You must read the following information very carefully prior to typing in programs listed in *Ahoy!* Certain Commodore characters, commands, and strings of characters and commands will appear in a special format. Follow the instructions and listing guide on this page.

**O**n the following pages you'll find several programs that you can enter on your Commodore computer. But before doing so, read this entire page carefully.

To insure clear reproductions, *Ahoy!*'s program listings are generated on a daisy wheel printer, incapable of printing the commands and graphic characters used in Commodore programs. These are therefore represented by various codes enclosed in brackets [ ]. For example: the SHIFT CLR/HOME command is represented onscreen by a heart . The code we use in our listings is [CLEAR]. The chart below lists all such codes which you'll encounter in our listings, except for one other special case.

The other special case is the COMMODORE and SHIFT characters. On the front of most keys are two symbols. The symbol on the left is obtained by pressing that key while holding down the COMMODORE key; the symbol on the right, by pressing that key while holding down the SHIFT key. COMMODORE and SHIFT characters are represented in our listings by a lower-case "s" or "c" followed by the symbol of the key you must hit. COMMODORE J, for example, is represented by [c J],
































and SHIFT J by [s J].

Additionally, any character that occurs more than two times in a row will be displayed by a coded listing. For example, [3 "[LEFT]"] would be 3 CuRSor left commands in a row, [5 "[s EP]"] would be 5 SHIFted English Pounds, and so on. Multiple blank spaces will be noted in similar fashion: e.g., 22 spaces as [22 " "].

Sometimes you'll find a program line that's too long for the computer to accept (C-64 lines are a maximum of 80 characters, or 2 screen lines long; VIC 20 lines, a maximum of 88 characters, or 4 screen lines). To enter these lines, refer to the *BASIC Command Abbreviations Appendix* in your User Manual.

On the next page you'll find our *Bug Repellent* programs for the VIC 20 and C-64. The version appropriate for your machine will help you proofread our programs after you type them. (Please note: the *Bug Repellent* line codes that follow each program line, in the whited-out area, should *not* be typed in. See the instructions preceding each program.)

Also on the following page you will find *Flankspeed*, our ML entry program, and instructions on its use.  Call *Ahoy!* at 212-239-0855 with any problems.

When You See	It Means	You Type	You Will See	When You See	It Means	You Type	You Will See
[CLEAR]	Screen Clear	SHIFT CLR/HOME		[BLACK]	Black	CNTRL 1	
[HOME]	Home	CLR/HOME		[WHITE]	White	CNTRL 2	
[UP]	Cursor Up	SHIFT ↑ CRSR ↓		[RED]	Red	CNTRL 3	
[DOWN]	Cursor Down	↑ CRSR ↓		[CYAN]	Cyan	CNTRL 4	
[LEFT]	Cursor Left	SHIFT ← CRSR →		[PURPLE]	Purple	CNTRL 5	
[RIGHT]	Cursor Right	← CRSR →		[GREEN]	Green	CNTRL 6	
[SS]	Shifted Space	SHIFT Space		[BLUE]	Blue	CNTRL 7	
[INSERT]	Insert	SHIFT INST/DEL		[YELLOW]	Yellow	CNTRL 8	
[DEL]	Delete	INST/DEL		[F1]	Function 1	F1	
[RVSON]	Reverse On	CNTRL 9		[F2]	Function 2	SHIFT F1	
[RVSOFF]	Reverse Off	CNTRL 0		[F3]	Function 3	F3	
[UPARROW]	Up Arrow	↑		[F4]	Function 4	SHIFT F3	
[BACKARROW]	Back Arrow	←		[F5]	Function 5	F5	
[PI]	PI	π		[F6]	Function 6	SHIFT F5	
[EP]	English Pound	£		[F7]	Function 7	F7	
				[F8]	Function 8	SHIFT F7	



# IMPORTANT!

Letters on white background are **Bug Repellent** line codes. Do not enter them! This and the preceding explain these codes and provide other essential information on entering **Ahoy!** programs. Read these pages **before** entering programs.

## BUG REPELLENT

This program will let you debug any *Ahoy!* program. Follow instructions for VIC 20 (cassette or disk) or C-64.

### VIC 20 VERSION

By Michael Kleinert and David Barron

For cassette: type in and save the *Bug Repellent* program, then type RUN 63000[RETURN]SYS 828[RETURN]. If you typed the program properly, it will generate a set of two-letter line codes that will match those listed to the right of the respective program lines.

Once you've got a working *Bug Repellent*, type in the program you wish to check. Save it and type the RUN and SYS commands listed above once again, then compare the line codes generated to those listed in the magazine. If you spot a discrepancy, a typing error exists in that line. Important: you must use exactly the same spacing as the program in the magazine. Due to memory limitations on the VIC, the *VIC Bug Repellent* will register an error if your spacing varies from what's printed.

You may type SYS 828 as many times as you wish, but if you use the cassette for anything, type RUN 63000 to restore the *Repellent*.

When your program has been disinfected you may delete all lines from 63000 on. (Be sure the program you type doesn't include lines above 63000!)

For disk: enter *Bug Repellent*, save it, and type RUN:NEW [RETURN]. Type in the program you wish to check, then SYS 828.

To pause the line codes listing, press SHIFT.

To send the list to the printer type OPEN 4:4:CMD 4:SYS 828[RETURN]. When the cursor comes back, type PRINT#4:CLOSE 4[RETURN].

- 63000 FORX=828T01023:READY:POKEX,Y: NEXT:END AC
- 63001 DATA169,0,133,63,133,64,165,43,133,251 JL
- 63002 DATA165,44,133,252,160,0,132,254,32,228 DF
- 63003 DATA3,234,177,251,208,3,76,208,3,230 OE
- 63004 DATA251,208,2,230,252,169,244,160,3,32 OH
- 63005 DATA30,203,160,0,177,251,170,230,251,208 KO
- 63006 DATA2,230,252,177,251,32,205,221,169,58 JJ
- 63007 DATA32,210,255,169,0,133,253,230,254,32 OK
- 63008 DATA228,3,234,165,253,160,0,170,177,251 LG
- 63009 DATA201,32,240,6,138,113,251,69,254,170 BP
- 63010 DATA138,133,253,177,251,208,226,165,253,41 DD
- 63011 DATA240,74,74,74,74,24,105,65,32,210 EK
- 63012 DATA255,165,253,41,15,24,105,65,32,210 FO
- 63013 DATA255,169,13,32,210,255,173,141,2,41 PK
- 63014 DATA1,208,249,230,63,208,2,230,64,230 CB
- 63015 DATA251,208,2,230,252,76,74,3,169,236 KH
- 63016 DATA160,3,32,30,203,166,63,165,64,32 DP
- 63017 DATA205,221,169,13,32,210,255,96,230,251 EL
- 63018 DATA208,2,230,252,96,0,76,73,78,69 OI
- 63019 DATA83,58,32,0,76,73,78,69,32,35 FG
- 63020 DATA32,0,0,0,0,0 LE

### C-64 VERSION

By Michael Kleinert and David Barron

Type in, SAVE, and RUN the *Bug Repellent*. Type NEW, then type in or LOAD the *Ahoy!* program you wish to check. When that's done, SAVE your program (don't RUN it!) and type SYS 49152 [RETURN].

To pause the listing depress and hold the SHIFT key.

Compare the codes your machine generates to the codes listed to the right of the respective program lines. If you spot a difference, an error exists in that line. Jot down the number of lines where

contradictions occur. LIST each line, spot the errors, and correct them.

- 5000 FORX=49152T049488:READY:POKEX,Y: NEXT:END GJ
- 5001 DATA32,161,192,165,43,133,251,165,44,133 DL
- 5002 DATA252,160,0,132,254,32,37,193,234,177 DB
- 5003 DATA251,208,3,76,138,192,230,251,208,2 OF
- 5004 DATA230,252,76,43,192,76,73,78,69,32 KN
- 5005 DATA35,32,0,169,35,160,192,32,30,171 CA
- 5006 DATA160,0,177,251,170,230,251,208,2,230 CE
- 5007 DATA252,177,251,32,205,189,169,58,32,210 JE
- 5008 DATA255,169,0,133,253,230,254,32,37,193 CL
- 5009 DATA234,165,253,160,0,76,13,193,133,253 NB
- 5010 DATA177,251,208,237,165,253,41,240,74,74 MB
- 5011 DATA74,74,24,105,65,32,210,255,165,253 EP
- 5012 DATA41,15,24,105,65,32,210,255,169,13 GH
- 5013 DATA32,220,192,230,63,208,2,230,64,230 AN
- 5014 DATA251,208,2,230,252,76,11,192,169,153 NG
- 5015 DATA160,192,32,30,171,166,63,165,64,76 BF
- 5016 DATA231,192,96,76,73,78,69,83,58,32 EP
- 5017 DATA0,169,247,160,192,32,30,171,169,3 PJ
- 5018 DATA133,254,32,228,255,201,83,240,6,201 FK
- 5019 DATA80,208,245,230,254,32,210,255,169,4 FL
- 5020 DATA166,254,160,255,32,186,255,169,0,133 CL
- 5021 DATA63,133,64,133,2,32,189,255,32,192 GC
- 5022 DATA255,166,254,32,201,255,76,73,193,96 NN
- 5023 DATA32,210,255,173,141,2,41,1,208,249 NH
- 5024 DATA96,32,205,189,169,13,32,210,255,32 IM
- 5025 DATA204,255,169,4,76,195,255,147,83,67 KC
- 5026 DATA82,69,69,78,32,79,82,32,80,82 DC
- 5027 DATA73,78,84,69,82,32,63,32,0,76 ML
- 5028 DATA44,193,234,177,251,201,32,240,6,138 GN
- 5029 DATA113,251,69,254,170,138,76,88,192,0 JK
- 5030 DATA0,0,0,230,251,208,2,230,252,96 NA
- 5031 DATA170,177,251,201,34,208,6,165,2,73 DM
- 5032 DATA255,133,2,165,2,208,218,177,251,201 JA
- 5033 DATA32,208,212,198,254,76,29,193,0,169 FM
- 5034 DATA13,76,210,255,0,0,0 PA

## FLANKSPEED FOR THE C-64

By Gordon F. Wheat

*Flankspeed* will allow you to enter machine language *Ahoy!* programs without any mistakes. Once you have typed the program in, save it for future use. While entering an ML program with *Flankspeed* there is no need to enter spaces or hit the carriage return.

This is all done automatically. If you make an error in a line a bell will ring and you will be asked to enter it again. To LOAD in a program Saved with *Flankspeed* use LOAD "name".1.1 for tape, or LOAD "name".8.1 for disk. The function keys may be used after the starting and ending addresses have been entered.

f1 - SAVES what you have entered so far.

f3 - LOADS in a program worked on previously.

f5 - To continue on a line you stopped on after LOADING in the previously saved work.

f7 - Scans through the program to locate a particular line, or to find out where you stopped the last time you entered the program. f7 temporarily freezes the output as well.

- 5 POKES3280,12:POKE53281,11 LL
- 6 PRINT"[CLEAR][c 8][RVSON][15" "]FLANKSPEED[15" "]; ED
- 10 PRINT"[RVSON][5" "]MISTAKEPROOF ML ENTRY PROGRAM[6" "]; MC
- 15 PRINT"[RVSON][9" "]CREATED BY G. F. WHEAT[9" "]; DM
- 20 PRINT"[RVSON][3" "]COPR. 1984, ION INTERNA



TIONAL INC.[3" "]	DH	•1060 PRINT"?ERROR IN SAVE":GOTO1100	EI		
•30 FORA=54272TO54296:POKEA,0:NEXT	IM	•1070 PRINT"?ERROR IN LOAD":GOTO1100	GL		
•40 POKE54272,4:POKE54273,48:POKE54277,0:POKE54278,249:POKE54296,15	NH	•1080 PRINT:PRINT:PRINT"END OF ML AREA":PRINT	PG		
•70 FORA=680TO699:READB:POKEA,B:NEXT	KO	•1100 POKE54276,17:POKE54276,16:RETURN	BH		
•75 DATA169,251,166,253,164,254,32,216,255,96	KO	•1200 OPEN15,8,15:INPUT#15,A,A\$:CLOSE15:PRINTA	IM		
•76 DATA169,0,166,251,164,252,32,213,255,96	HJ	\$:RETURN	PC		
•80 B\$="STARTING ADDRESS IN HEX":GOSUB2010:AD=B:SR=B	JB	•2000 REM GET FOUR DIGIT HEX	GM		
•85 GOSUB2520:IFB=0THEN80	HC	•2010 PRINT:PRINTB\$;:INPUTT\$	II		
•86 POKE251,T(4)+T(3)*16:POKE252,T(2)+T(1)*16	FO	•2020 IFLen(T\$)<>4THENGOSUB1020:GOTO2010	AD		
•90 B\$="ENDING ADDRESS IN HEX":GOSUB2010:EN=B	KE	•2040 FORA=1TO4:A\$=MID\$(T\$,A,1):GOSUB2060:IFT(A)=16THENGOSUB1020:GOTO2010	AD		
•95 GOSUB2510:IFB=0THEN80	IF	•2050 NEXT:B=(T(1)*4096)+(T(2)*256)+(T(3)*16)+T(4):RETURN	GF		
•96 POKE254,T(2)+T(1)*16:B=T(4)+1+T(3)*16	FP	MN	•2060 IFAS\$>"@ "ANDAS\$<"G"THENT(A)=ASC(A\$)-55:RET	EH	
•97 IFB>255THENB=B-255:POKE254,PEEK(254)+1	GE	URN	HN	•2070 IFAS\$>"/ "ANDAS\$<"":THENT(A)=ASC(A\$)-48:RET	EH
•98 POKE253,B:PRINT	HN	URN	IL	URN	KP
•100 REM GET HEX LINE	IL	URN	FG	•2080 T(A)=16:RETURN	NP
•110 GOSUB3010:PRINT": [c P][LEFT]";:FORA=0TO8	FG	•2080 T(A)=16:RETURN	MD	•2500 REM ADDRESS CHECK	LI
•120 FORB=0TO1:GOTO210	MD	•2500 REM ADDRESS CHECK	ME	•2510 IFAD>ENTHEN1030	MI
•125 NEXTB	ME	•2510 IFAD>ENTHEN1030	LH	•2515 IFB<SRORB>ENTHEN1040	MG
•130 A\$(A)=T(1)+T(0)*16:IFAD+A-1=ENTHEN310	LH	•2515 IFB<SRORB>ENTHEN1040	IK	•2520 IFB<256OR(B>40960ANDB<49152)ORB>53247THE	MI
•135 PRINT" [c P][LEFT]";	IK	•2520 IFB<256OR(B>40960ANDB<49152)ORB>53247THE	PD	N1050	MI
•140 NEXTA:T=AD-(INT(AD/256)*256):PRINT" "	PD	N1050	LK	•2530 RETURN	IM
•150 FORA=0TO7:T=T+A\$(A):IFT>255THENT=T-255	LK	•2530 RETURN	IA	•3000 REM ADDRESS TO HEX	EB
•160 NEXT	IA	•3000 REM ADDRESS TO HEX	FK	•3010 AC=AD:A=4096:GOSUB3070	HG
•170 IFA\$(8)<>TTHENGOSUB1010:GOTO110	FK	•3010 AC=AD:A=4096:GOSUB3070	MN	•3020 A=256:GOSUB3070	CE
•180 FORA=0TO7:POKEAD+A,A\$(A):NEXT:AD=AD+8:GOTO110	MN	•3020 A=256:GOSUB3070	AB	•3030 A=16:GOSUB3070	PN
•200 REM GET HEX INPUT	AB	•3030 A=16:GOSUB3070	HO	•3040 A=1:GOSUB3070	MJ
•210 GETA\$:IFAS\$=""THEN210	HO	•3040 A=1:GOSUB3070	GC	•3060 RETURN	IM
•211 IFAS\$=CHR\$(20)THEN270	GC	•3070 T=INT(AC/A):IFT>9THENA\$=CHR\$(T+55):GOTO3070	MD	090	CJ
•212 IFAS\$=CHR\$(133)THEN4000	MD	090	KF	•3080 A\$=CHR\$(T+48)	JP
•213 IFAS\$=CHR\$(134)THEN4100	KF	•3080 A\$=CHR\$(T+48)	GE	•3090 PRINTA\$;:AC=AC-A*T:RETURN	AC
•214 IFAS\$=CHR\$(135)THENPRINT" ":GOTO4500	GE	•3090 PRINTA\$;:AC=AC-A*T:RETURN	BJ	•4000 A\$="**SAVE**":GOSUB4200	AI
•215 IFAS\$=CHR\$(136)THENPRINT" ":GOTO4700	BJ	•4000 A\$="**SAVE**":GOSUB4200	GM	•4050 OPEN1,T,1,A\$:SYS680:CLOSE1	LH
•220 IFAS\$>"@ "ANDAS\$<"G"THENT(B)=ASC(A\$)-55:GOTO250	GM	•4050 OPEN1,T,1,A\$:SYS680:CLOSE1	LE	•4060 IFST=0THENEND	EO
•230 IFAS\$>"/ "ANDAS\$<"":THENT(B)=ASC(A\$)-48:GOTO250	LE	•4060 IFST=0THENEND	LL	•4070 GOSUB1060:IFT=8THENGOSUB1200	FJ
•240 GOSUB1100:GOTO210	LL	•4070 GOSUB1060:IFT=8THENGOSUB1200	OA	•4080 GOTO4000	FF
•250 PRINTA\$"[c P][LEFT]";	OA	•4080 GOTO4000	CG	•4100 A\$="**LOAD**":GOSUB4200	AB
•260 GOTO125	CG	•4100 A\$="**LOAD**":GOSUB4200	OP	•4150 OPEN1,T,0,A\$:SYS690:CLOSE1	MF
•270 IFA>0THEN280	OP	•4150 OPEN1,T,0,A\$:SYS690:CLOSE1	OB	•4160 IFST=64THEN110	JH
•272 A=-1:IFB=1THEN290	OB	•4160 IFST=64THEN110	CJ	•4170 GOSUB1070:IFT=8THENGOSUB1200	CM
•274 GOTO140	CJ	•4170 GOSUB1070:IFT=8THENGOSUB1200	HG	•4180 GOTO4100	FO
•280 IFB=0THENPRINTCHR\$(20);CHR\$(20);:A=A-1	HG	•4180 GOTO4100	BE	•4200 PRINT" ":PRINTTAB(14)A\$	FG
•285 A=A-1	BE	•4200 PRINT" ":PRINTTAB(14)A\$	KH	•4210 PRINT:A\$="":INPUT"FILENAME";A\$	OM
•290 PRINTCHR\$(20);:GOTO140	KH	•4210 PRINT:A\$="":INPUT"FILENAME";A\$	AD	•4215 IFAS\$=""THEN4210	GF
•300 REM LAST LINE	AD	•4215 IFAS\$=""THEN4210	GJ	•4220 PRINT:PRINT"TAPE OR DISK?":PRINT	DF
•310 PRINT" ":T=AD-(INT(AD/256)*256)	GJ	•4220 PRINT:PRINT"TAPE OR DISK?":PRINT	PL	•4230 GETB\$:T=1:IFB\$="D"THENT=8:A\$="@0:"+A\$:RE	IG
•320 FORB=0TOA-1:T=T+A\$(B):IFT>255THENT=T-255	PL	•4230 GETB\$:T=1:IFB\$="D"THENT=8:A\$="@0:"+A\$:RE	IA	TURN	FN
•330 NEXT	IA	TURN	KF	•4240 IFB\$<>"T"THEN4230	IM
•340 IFA\$(A)<>TTHENGOSUB1010:GOTO110	KF	•4240 IFB\$<>"T"THEN4230	HN	•4250 RETURN	IM
•350 FORB=0TOA-1:POKEAD+B,A\$(B):NEXT	HN	•4250 RETURN	ON	•4500 B\$="CONTINUE FROM ADDRESS":GOSUB2010:AD=B	DK
•360 PRINT:PRINT"YOU ARE FINISHED!":GOTO4000	ON	•4500 B\$="CONTINUE FROM ADDRESS":GOSUB2010:AD=B	FL	•4510 GOSUB2515:IFB=0THEN4500	MA
•1000 REM BELL AND ERROR MESSAGES	FL	•4510 GOSUB2515:IFB=0THEN4500	DH	•4520 PRINT:GOTO110	OI
•1010 PRINT:PRINT"LINE ENTERED INCORRECTLY":PRINT:GOTO1100	DH	•4520 PRINT:GOTO110	JA	•4700 B\$="BEGIN SCAN AT ADDRESS":GOSUB2010:AD=B	FH
•1020 PRINT:PRINT"INPUT A 4 DIGIT HEX VALUE!":GOTO1100	JA	•4700 B\$="BEGIN SCAN AT ADDRESS":GOSUB2010:AD=B	HD	•4705 GOSUB2515:IFB=0THEN4700	NK
•1030 PRINT:PRINT"ENDING IS LESS THAN STARTING!":B=0:GOTO1100	HD	•4705 GOSUB2515:IFB=0THEN4700	AG	•4706 PRINT:GOTO4740	DI
•1040 PRINT:PRINT"ADDRESS NOT WITHIN SPECIFIED RANGE!":B=0:GOTO1100	AG	•4706 PRINT:GOTO4740	KN	•4710 FORB=0TO7:AC=PEEK(AD+B):GOSUB3030:IFAD+B=ENTHENAD=SR:GOSUB1080:GOTO110	BK
•1050 PRINT:PRINT"NOT ZERO PAGE OR ROM!":B=0:GOTO1100	KN	•4710 FORB=0TO7:AC=PEEK(AD+B):GOSUB3030:IFAD+B=ENTHENAD=SR:GOSUB1080:GOTO110		•4715 PRINT" ":NEXTB	EC
				•4720 PRINT:AD=AD+8	GN
				•4730 GETB\$:IFB\$=CHR\$(136)THEN110	MN
				•4740 GOSUB3010:PRINT": ":GOTO4710	JD



**PRINT SHOP TO BIT MAP CONVERTOR**  
FROM PAGE 50

```

•1 REM PRINT SHOP TO BIT MAP CONVERTER LD
•2 REM FOR PRINT SHOP GRAPHIC EDITOR BO
•3 REM ***** KN
•4 REM * (C) MARCH 3, 1984 * CD
•5 REM * BY MORTON A. KEVELSON * DB
•6 REM * P. O. BOX 260 * IH
•7 REM * HOMECREST STATION * JG
•8 REM * BROOKLYN, NY 11229 * BO
•9 REM ***** KN
•10 REM USE WITH DOODLE! FILES BG
•19 ON FL GOTO200,400 PN
•20 POKE51,0:POKE52,57:POKE55,0:POKE56,57 OK
•30 PRINT"[RVSON]1[RVSOFF] BIT MAP TO PRI PI
NT SHOP"
•40 PRINT"[RVSON]2[RVSOFF] PRINT SHOP TO MB
BIT MAP"
•50 PRINT"PRESS [RVSON]1[RVSOFF] OR [RVSO
N]2[RVSOFF]" OI
•60 GET FL$:FL=VAL(FL$) KH
•70 IF FL<1 OR FL>2 THEN GOTO60 MC
•80 INPUT"SOURCE FILE NAME";SF$ OK
•90 INPUT"DESTINATION FILE NAME";DF$ FE
•100 SA=24576:REM SA=DOODLE! START ADDRESS BG
•110 TF=22528:REM PRINT SHOP START ADDRES
S JG
•120 LOAD SF$,8,1 BG
•200 FOR RW=0TO7 OG
•210 FOR PS=0TO7 OA
•220 FOR CO=0TO10 BB
•230 BY=SA+CO*8+PS+RW*320 KB
•240 POKE TF,PEEK(BY) PP
•250 TF=TF+1 LC
•260 NEXTCO:NEXTPS:NEXTRW NP
•270 FORI=23100TO23107:POKEI,0:NEXTI LM
•280 GOSUB800 CI
•290 POKE43,0:POKE44,88:POKE45,67:POKE46,
90:SAVE"PSTEMP",8 AJ
•300 POKE43,1:POKE44,8:POKE45,PEEK(36864)
:POKE46,PEEK(36865) AO
•310 OPEN1,8,15:PRINT#1,"R0:"+DF$+"=PSTEM
P":CLOSE1:END
•400 FOR CM=23552 TO 24551 AJ
•410 POKE CM,1:NEXT CM NG
•420 FOR MM=SA TO SA+7999 EP
•430 POKE MM,0:NEXT MM OP
•440 FOR RW=0TO7 OG
•450 FOR PS=0TO7 OA
•460 FOR CO=0TO10 BB
•470 BY=SA+CO*8+PS+RW*320 KB
•480 POKEBY,PEEK(TF) CF
•490 TF=TF+1 LC
•500 NEXTCO:NEXTPS:NEXTRW NP
•510 FORRW=0TO7 OG

```

```

•520 FORPS=0TO7 OA
•530 BY=SA+88+PS+320*RW MC
•540 POKEBY,128 AO
•550 NEXTPS:NEXTRW JB
•560 FORCO=0TO10 BB
•570 BY=SA+CO*8+1923 JL
•580 POKEBY,255 AD
•590 NEXTCO BD
•600 GOSUB800 CI
•610 POKE43,0:POKE44,92:POKE45,0:POKE46,1
28 HO
•620 SAVE"DDTEMP",8 AF
•630 POKE43,1:POKE44,8:POKE45,PEEK(36864)
:POKE46,PEEK(36865) AO
•640 OPEN1,8,15:PRINT#1,"R0:"+DF$+"=DDTEM
P":CLOSE1:END MK
•800 POKE36864,PEEK(45) EH
•810 POKE36865,PEEK(46) IF
•820 RETURN IM

```

**SCREEN MAGIC TO DOODLE! CONVERTOR**  
FROM PAGE 50

```

•10 I=49152 AJ
•20 READ A:IF A=256 THEN 40 FN
•30 POKE I,A:I=I+1:GOTO 20 OF
•40 PRINT"[CLEAR][DOWN][DOWN][5" "]SCREEN
MAGIC/DOODLE CONVERTER" BF
•50 PRINT"[DOWN][8" "](C) 1984 BY M. BEUT
JER" KM
•60 PRINT"[3"[DOWN]" ] SELECT : "CHR$(13);
CHR$(13);"[11" "]1 - DOODLE TO SCREEN MA
GIC" HO
•70 PRINT"[11" "]2 - SCREEN MAGIC TO DOOD
LE" LO
•80 INPUT"[DOWN][DOWN][15" "];A EE
•90 IFA<10RA>2THEN40 IK
•100 IFA=1THEN150 OL
•110 GOSUB500:SYS49152 BK
•120 INPUT"ANOTHER CONVERSION";A$ EO
•130 IFLEFT$(A$,1)<>"N"THEN40 II
•140 END IC
•150 GOSUB500:SYS49194 CE
•160 GOTO120 CD
•500 PRINT"ENTER THE NAME OF THE EXISTING
FILE." NB
•505 PRINT"DO NOT INCLUDE THE 'DD' PREFIX
ON" GK
•506 PRINT"DOODLE FILES!" DL
•510 INPUTA$:B=LEN(A$) JO
•520 IFA=1ANDB>8THEN510 LL
•530 IFB>16THEN510 DO
•540 FORX=1TOB KC
•550 POKE49292+X,ASC(MID$(A$,X,1)) HJ
•560 NEXT IA
•570 POKE49289,B CA

```



```

.580 B=B+2
.590 IFB<17THENPOKE49290,B:RETURN
.600 POKE49290,16
.610 RETURN
.49152 DATA 169,92,133,252,160,0,132,251
.49160 DATA 162,4,169,1,145,251,200,208
.49168 DATA 251,230,252,202,208,246,174,1
37
.49176 DATA 192,160,141,169,96,32,62,192
.49184 DATA 169,92,160,139,174,138,192,76
.49192 DATA 98,192,174,138,192,160,139,16
9
.49200 DATA 92,32,62,192,169,96,174,137
.49208 DATA 192,160,141,76,98,192,142,81
.49216 DATA 192,140,83,192,141,94,192,169
.49224 DATA 1,162,8,160,0,32,186,255
.49232 DATA 169,0,162,0,160,192,32,189
.49240 DATA 255,169,0,162,0,160,0,76
.49248 DATA 213,255,142,116,192,140,118,1
92
.49256 DATA 133,252,169,1,162,8,160,0
.49264 DATA 32,186,255,169,0,162,0,160
.49272 DATA 192,32,189,255,169,0,133,251
.49280 DATA 169,251,162,255,160,127,76,21
6
.49288 DATA 255,0,0,68,68,256

```

```

BA .90 C1=1 : C0=0 : CC=16*C1 + C0 OM
KF .95 :REM >>FILL SCREEN MEMORY WITH COLOR AI
CK .100 FOR MM=1024 TO 2023 :POKE MM,CC:NEXT OM
IM .194 : DI
GL .195 ::REM:: MAIN PROGRAM :: AE
CO .196 : DI
IB .200 PI=3.14159265 : K=PI/40 GE
ME .205 POKE 198,0 :REM CLEAR KBD BUFFER KG
NN .210 Z0=49155:Z1=49156:Z2=49157 EE
CL .220 FOR Q=5 TO 95 STEP 8 LA
CI .230 FOR X=0 TO 319 STEP 6-LOG(Q) BB
EI .240 XMSB=0 : XLSB=INT(X) ME
MN .250 IF XLSB>255THENXLSB=XLSB-256:XMSB=1 MB
EE .260 Y=Q*SIN(X*K)+95 FL
JG .265 GOSUB 400 : GOTO 280 IC
JM .270 POKE Z0,XLSB:POKE Z1,XMSB:POKE Z2,Y: CD
EM .280 IF PEEK(198)<>0 THEN 300 CO
BJ .290 NEXT:NEXT EF
EG .295 IF PEEK(198)=0 THEN 295 :REM CHECK K DN
MC .296 : DI
.297 ::REM:: BACK TO NORMAL :: EL
.298 : DI
.300 :REM >>> RESET BIT MAP MODE <<< HJ
.310 MM=VV+17 : POKE MM,FNRB(5) JN
.320 :REM >>> RESTORE SCREEN MEMORY BASE GC
.330 MM=VV+24 : POKE MM,FNRB(3) MP
.340 PRINT CHR$(147) :REM CLEAR SCREEN EG
.390 END IC
.394 : DI
.395 :REM >>> TURN ON PIXEL AT (X,Y) OB
.396 :REM >>> THIS SUBROUTINE IS REPLACED BH
BY THE ML ROUTINE CALLED AT LINE 270
.397 : DI
.400 BIT=7-(X AND 7) PJ
.410 MM=BASE + 320*INT(Y/8) + 8*INT(X/8) AP
+(Y AND 7)
.420 POKE MM,FNSB(BIT) MO
.430 RETURN IM

```

## SPPEEDING PIXELS

FROM PAGE 37

LISTING 1

```

.1 REM JD
.2 REM RUPERT REPORT #19 PD
.3 REM BASIC LISTING 1 DE
.4 REM BIT MAP GRAPHICS KG
.5 REM JD
.6 REM ---DELETE LINES 65 AND 265 IF JA
.7 REM ---OBJECT FILES CLSCRN.0 AND MP
.8 REM ---PLOT.$C.0 ARE ON THE DISK LK
.9 REM JD
.10 ON LL GOTO 75,90 MJ
.15 DEF FNSB(N)=PEEK(MM) OR 2[UPARROW]N LG
.20 DEF FNRB(N)=PEEK(MM) AND (255-2[UPARR
OW]N) FP
.30 VV=53248 :REM VIC-II REGISTER 0 FL
.35 :REM >>> PUT BIT MAP AT 8192 <<<
(SET BIT 3 OF VIC REGISTER 24) JA
.40 MM=VV+24 : POKE MM,FNSB(3) OO
.45 :REM >>> SELECT BIT MAP MODE <<<
(SET BIT 5 OF VIC REGISTER 17) DH
.50 MM=VV+17 : POKE MM,FNSB(5) JM
.55 BASE=8192 :REM START BIT MAP MEMORY KD
.60 :REM >>> CLEAR BIT MAP <<< HG
.65 FOR M=8000 TO 16191:POKE M,0 :NEXT :
GOTO 90 EP
.70 LL=1 : LOAD"CLSCRN.0",8,1 HC
.75 SYS 828 EF
.80 LL=2 : LOAD"PLOT.$C.0",8,1 HN
.85 :REM >>> SELECT COLORS C1 AND C0 <<< LC

```

Listings 2 and 3 are *Flankspeed* versions of the CLRSR.O and PLOT.\$C.S programs listed in assembled format in the *Speeding Pixels* article (on pages 39 and 43 respectively).

### LISTING 2

First byte: 033C Last byte: 0368 Sys to Start: 828

```

033C: 4C 44 03 00 20 1F 40 00 4F
0344: AD 3F 03 85 FB AD 40 03 A6
034C: 85 FC AE 41 03 A0 00 AD 10
0354: 43 03 88 91 FB D0 FB E6 64
035C: FC CA 30 07 D0 F4 AC 42 10
0364: 03 D0 EF 60 00 88

```

### LISTING 3

First byte: C000 Last byte: COAF Sys to Start: 49152

```

C000: 4C 08 C0 3F 01 00 00 20 75

```



```
C008: AD 04 C0 F0 13 A9 01 8D B6
C010: 04 C0 AD 03 C0 30 04 C9 44
C018: 40 30 05 A9 3F 8D 03 C0 C7
C020: AD 05 C0 10 0B 29 7F C9 21
C028: 48 30 05 A5 C7 8D 05 C0 66
C030: AD 05 C0 29 F8 85 FB A9 F0
C038: 00 85 FC A5 FB 18 2A 26 C4
C040: FC 2A 26 FC 2A 26 FC 85 5D
C048: FD A5 FC 85 FE A5 FD 2A 3B
C050: 26 FC 2A 26 FC 18 65 FD 3C
C058: 85 FD A5 FC 65 FE 85 FE 67
C060: AD 05 C0 29 07 18 65 FD 7F
C068: 85 FD A5 FE 69 00 85 FE 7E
C070: AD 03 C0 29 F8 18 65 FD 7F
C078: 85 FD AD 04 C0 65 FE 85 58
C080: FE AD 06 C0 18 65 FD 85 F4
C088: FD AD 07 C0 65 FE 85 FE E4
C090: AD 03 C0 29 07 85 FB A9 5D
C098: 07 38 E5 FB AA 38 A9 00 46
C0A0: 2A CA 10 FC 85 FC A0 00 C5
C0A8: B1 FD 05 FC 91 FD 60 FF 4A
```

```
•100 PRINT "[HOME][16" "][HOME]PHRASE "PH DD
•110 IF PEEK (653)<>0 THEN GOSUB 60:GOTO
100 ND
•120 A=PEEK(203):IF A=64 THEN 110 PK
•130 IF A=62 THEN POKE 198,0:SYS 65126:RE
M "WARM START" ENDS PROGRAM IC
•135 IF A=41 THEN DS=1:GOTO 110:REM SET F
LAG TO PRINT FR$( ) VALUES OJ
•140 IF A=13 THEN PRINT "[HOME]SAVING DIS
K FILE":GOSUB 200 GD
•145 IF A=39 THEN DS=0:REM SET FLAG TO ST
OP PRINTING FR$( ) OO
•150 IF A=18 THEN 20000:REM MAKE DATA STA
TEMENTS AND WIPE OUT LINES>9400 FG
•190 GOTO 110 CC
•200 OPEN 2,8,2,"@:SONG #1,S,W" MO
•210 CR$=CHR$(13):PRINT#2,ES%CR$EV%CR$LD%
CR$; PI
•215 FOR I=0 TO 2:PRINT#2,G%(I)CR$;:NEXT:
FOR I=0 TO 2 NF
•220 PRINT#2,AK%(I)CR$DY%(I)CR$SN%(I)CR$R
E%(I)CR$; PL
•225 FOR N=0 TO 1:PRINT#2,PW%(I,N)CR$;:NE
XT:NEXT BA
•230 FOR I=0 TO 9:PRINT#2,DU%(I)CR$;:NEXT PH
•235 FOR PH=0 TO ES%:PRINT#2,MD$(PH)CR$;:
PRINT "<"; KM
•240 FOR N=1 TO LEN(MD$(PH)):FOR I=1 TO 6 PF
•245 PRINT#2,MID$(FR$(N,PH),I,1)CR$;:NEXT
:NEXT:DM
NEXT:FI
•290 CLOSE 2:PH=0:RETURN
•500 PRINT "[HOME][DOWN][DOWN]NOTE[5" "][
3"[LEFT]" ]":N:FOR I=0 TO 2:PRINT "[20" " ]
":NEXT LJ
•505 PRINT "[HOME][3"[DOWN]" ]":FOR I=1 TO
5 STEP 2 MJ
•507 PRINT "[15" " ][15"[LEFT]" ]"; GA
•510 PRINT ASC(MID$(F$,I,1))" "ASC(MID$(
F$,I+1,1))" " :NEXT GO
•515 PRINT "PRESS SHIFT TO GO ON" CB
•520 IF PEEK(653)=0 THEN 520 HO
•525 PRINT "[UP][21" " ]" BL
•530 RETURN IM
•8998 REM SET UP SOUND SHAPE FD
•9000 F$="F":I=0:N=0:VC=0:M=848:MM=823:RE
M M&MM PUT ML IN CASSETTE BUFFER JG
•9001 PH=0:ES%=8:DIM MD$(ES%),G%(2),AD(2)
,Y%(2) MK
•9002 DIM ME$(ES%,2),MV$(ES%,2) ED
•9003 REM PREVIOUS LINE:9002 DIM ME$(ES%,
2),MV$(ES%,2) GE
•9004 DIM DU%(9),PI%(168,1),AK%(2),DY%(2)
,SN%(2),RE%(2),WF%(2),PW%(2,1) IP
•9008 REM ATTACK--VOICES 0,1,2 KG
•9009 REM NUMBER FROM 0 TO 15; LOWER NUMB
ER=SHARPER ATTACK OK
```

## Trio Allegretto

FROM PAGE 18 SONG MAKER

```
•1 REM "SONG MAKER" IL
•3 REM THIS PROGRAM LETS YOU COPY THE FR$(
) STRINGS FROM THE SCREEN DISPLAY KI
•5 REM OR SAVE THE FR$( ) STRINGS ON DISK
FOR RETRIEVAL BY "SONG LOADER" EN
•7 REM YOU TYPE IN SONGS AT 9500-9890 AND
NAME THE SONG SAVE FILE AT 200 KB
•10 GOSUB 9000:GOTO 80 IB
•60 FOR N=1 TO LEN(MD$(PH)):SYS MM LH
•62 F$=FR$(N,PH) DG
•65 SYS M ON
•66 IF DS=1 THEN GOSUB 500 OE
•67 FOR I=0 TO DU%(VAL(MID$(MD$(PH),N,1))
):NEXT JB
•68 REM SYS MM:REM STACCATO NOTES GA
•69 NEXT:PH=PH+1:IF PH>ES% THEN PH=0 IJ
•70 SYS MM:RETURN AO
•80 PRINT "[CLEAR][13"[DOWN]" ]SHIFT = 'PL
AY NEXT PHRASE'" KA
•81 PRINT "[4" " ]Q = 'QUIT'" LA
•82 PRINT "[4" " ]S = 'SAVE SONG ON DISK'" JM
•83 PRINT "[4" " ]D = 'MAKE DATA STATEMENT
S AT LINE[12" " ]9400'" GA
•84 PRINT "[4" " ]P = 'PRINT EACH F$ STRIN
G AS IT'" GG
•85 PRINT "[9" " ]PLAYS; WAIT FOR KEYPRESS
" OK
•86 PRINT "[9" " ]BETWEEN NOTES'" NN
•87 PRINT "[4" " ]N = 'NO PRINTING OF F$ S
TRINGS'" GJ
•90 DS=0 HO
```



•9010 AK%(0)=0:AK%(1)=0:AK%(2)=0	CP	•9230 POKE I+2,157:POKE I+3,0:POKE I+4,21	
•9015 FOR I=0 TO 2:AK%(I)=AK%(I)*16:NEXT	FF	2	HK
•9018 REM DECAY--VOICES 0,1,2	PK	•9235 POKE I+5,200:POKE I+6,162:READ A:PO	
•9019 REM NUMBER FROM 0 TO 15; LOWER NUMB		KE I+7,A:NEXT	IE
ER=FASTER DECLINE	GA	•9236 DATA 1,7,8,14,15,4	AK
•9020 DY%(0)=5:DY%(1)=3:DY%(2)=3	AL	•9238 REM GATE EACH SOUND OPEN	MC
•9028 REM SUSTAIN--VOICES 0,1,2	FC	•9240 N=0:FOR I=M+59 TO M+71 STEP 6	BJ
•9029 REM NUMBER FROM 0 TO 15; LOWER NUMB		•9241 POKE I,173:A=MM-3+N:Y%=A/256:X%=A-2	
ER=SOFTER VOLUME DURING SUSTAIN	JM	56*Y%:POKE I+1,X%:POKE I+2,Y%	PO
•9030 SN%(0)=2:SN%(1)=0:SN%(2)=0	CI	•9242 POKE I+3,141:READ A:POKE I+4,A:POKE	
•9035 FOR I=0 TO 2:SN%(I)=SN%(I)*16:NEXT	BD	I+5,212:N=N+1:NEXT	DG
•9038 REM RELEASE--VOICES 0,1,2	OK	•9243 DATA 4,11,18	PB
•9039 REM NUMBER FROM 0 TO 15; LOWER NUMB		•9248 REM GARBAGE COLLECTION	ME
ER=FASTER DROP TO SILENCE AT END	PJ	•9250 FOR I=M+77 TO M+90:READ A:POKE I,A:	
•9040 RE%(0)=0:RE%(1)=3:RE%(2)=5	BG	NEXT	CE
•9048 REM SET SOUND ADDRESSES	JC	•9255 DATA 164,52,165,51,105,6,144,1,200,	
•9050 FOR I=0 TO 2:AD(I)=54277+7*I:NEXT	IL	133,51,132,52,96	BN
•9058 REM POKE ADSR ENVELOPES	JL	•9258 REM GATE-OFF ML ROUTINE AT MM	LA
•9060 FOR I=0 TO 2:POKE AD(I),AK%(I) OR D		•9260 FOR I=MM TO MM+16 STEP 8	GG
Y%(I)	DM	•9261 POKE I,173:Y%=3:X%=34+(I-MM)/8:POKE	
•9065 POKE AD(I)+1,SN%(I) OR RE%(I):NEXT	DK	I+1,X%:POKE I+2,Y%:REM USES 820-822	BB
•9067 REM SET UP GATES	JN	•9262 POKE I+3,41:POKE I+4,254	DI
•9068 REM WAVEFORMS, VOICES 0,1,2 (ADD VA		•9263 POKE I+5,141:READ A:POKE I+6,A:POKE	
LUES):	DJ	I+7,212:NEXT:POKE MM+24,96	KD
•9069 REM TRIANGLE ON=16; SAWTOOTH ON=32;		•9264 DATA 4,11,18	PB
PULSE ON=64 (SET WIDTH!); NOISE ON=128	IL	•9268 REM SET WAVEFORMS WITH GATES OFF	NK
•9070 WF%(0)=32:WF%(1)=64:WF%(2)=64	LH	•9269 REM STORED AT 820-822--LINE 9261 R	
•9075 G%(0)=WF%(0)OR 1:G%(1)=WF%(1) OR 3:		EQUIRES THIS (820=HEX 03 34)	BO
G%(2)=WF%(2) OR 1	CG	•9270 POKE 820,G%(0):POKE 821,G%(1):POKE	
•9078 REM SET PULSE WIDTHS	AC	822,G%(2):SYS MM	OB
•9079 REM VOICES 0,1,2; LOW BYTE, HIGH BY		•9297 REM SET FILTER AND VOLUME	BN
TE	MG	•9298 REM FILTER FREQUENCY	DE
•9080 PW%(0,0)=200:PW%(0,1)=3	PB	•9299 REM LOW BYTE (0-7) X%; HIGH BYTE (0	
•9081 PW%(1,0)=200:PW%(1,1)=10	HJ	-255) Y%	PA
•9082 PW%(2,0)=200:PW%(2,1)=7	KB	•9300 X%=3:Y%=150	GF
•9085 FOR I=0 TO 2:VC=54274+I*7:FOR N=0 T		•9305 POKE 54293,X%:POKE 54294,Y%	KJ
0 1	OB	•9308 REM FILTER ON?	DD
•9086 POKE VC+N,PW%(I,N):NEXT:NEXT	NG	•9309 REM VOICE 1 ON=1; 2 ON=2; 3 ON=4; 1	
•9098 REM SET UP DURATIONS	ME	&2 ON=3; 2&3 ON=6; ALL ON=7	AL
•9100 FOR I=0 TO 9:READ DU%(I):NEXT	MB	•9310 X%=0	FM
•9105 DATA 40,96,128,192,256,384,512,640,		•9318 REM FILTER RESONANCE	CE
768,1024	EG	•9319 REM PEAK VOLUME (0=LOW, 15=HIGH)	FH
•9196 REM MACHINE LANGUAGE ROUTINE (AT M)	HM	•9320 Y%=14	JL
•9198 REM FIND ADDRESS OF F\$ AND PUT IT I		•9325 Y%=Y%*16:POKE 54295,X% OR Y%	MG
N ZERO PAGE AT 139, 140	MA	•9328 REM SELECT FILTER TYPE	CP
•9200 N=PEEK(45)+256*PEEK(46)+3:Y%=N/256:		•9329 REM LOW-PASS=1;BAND-PASS=2;HIGH-PAS	
X%=N-Y%*256	IF	S=4;LO-BAND=3;HI-BAND=6;ALL=7	MH
•9205 POKE M,173:POKE M+1,X%:POKE M+2,Y%:		•9330 X%=1	FP
N=N+1:Y%=N/256:X%=N-Y%*256	AN	•9335 X%=X%*16	LC
•9210 POKE M+3,133:POKE M+4,251:POKE M+5,		•9338 REM SELECT OVERALL VOLUME	FJ
173:POKE M+6,X%:POKE M+7,Y%	NK	•9339 REM 15=HIGH, 0=LOW	PB
•9215 POKE M+8,133:POKE M+9,252:POKE M+10		•9340 Y%=15:POKE 54296,X% OR Y%	EK
,160:POKE M+11,0	HA	•9345 EV%=2:REM SET NUMBER OF VOICES (MIN	
•9220 POKE M+12,162:POKE M+13,0	GG	US 1)	IN
•9223 REM GET EACH PITCH FROM F\$ AND PUT		•9350 GOTO 9400	GG
IT IN FREQUENCY REGISTER	CH	•9358 REM MUSIC DATA LOADER (EFFECTIVE ON	
•9225 FOR I=M+14 TO M+54 STEP 8:POKE I,17		LY IF 'MAKE DATA' WAS EXECUTED	NP
7:POKE I+1,251	KF	•9359 REM DURING MAIN LOOP)	PB



•9360 READ ES%:READ LD%:DIM FR\$(LD%,ES%)	NA	•9437 DATA 4,1,250,1,244,3,233,7,210,15,1	
•9365 FOR PH=0 TO ES%:READ MD\$(PH):FOR N=	MG	65,31,75,63,151,126	AK
1 TO LEN(MD\$(PH)):PRINT "!";		•9438 REM B-SHARP	IN
•9370 FOR I=1 TO 6:READ A:FR\$(N,PH)=FR\$(N		•9439 X%=16:GOSUB 9490	CE
,PH)+CHR\$(A):NEXT:NEXT:NEXT	AD	•9440 DATA 24,2,48,4,97,8,195,16,135,33,1	
•9375 PH=0:RETURN	DO	5,67,30,134,255,255	NM
•9397 REM SET UP PITCH ARRAY	DK	•9485 GOTO 9500	FP
•9398 REM EACH NOTE, IN ALL ITS OCTAVES	JB	•9489 REM READ PITCHES	NA
•9399 REM C	NE	•9490 FOR I=0 TO 147 STEP 21:READ PI%(I+X	
•9400 X%=3:GOSUB 9490	CB	%,0),PI%(I+X%,1):NEXT:RETURN	FN
•9401 DATA 12,1,24,2,48,4,97,8,195,16,135		•9494 REM IDENTICAL PITCHES	GA
,33,15,67,30,134	IF	•9495 FOR I=0 TO 147 STEP 21:PI%(I+Y%,0)=	
•9402 REM D	NH	PI%(I+X%,0):PI%(I+Y%,1)=PI%(I+X%,1)	LN
•9403 X%=4:GOSUB 9490	PG	•9496 NEXT:RETURN	EJ
•9404 DATA 45,1,90,2,180,4,104,9,209,18,1		•9497 REM EACH PHRASE HAS ONLY ONE DU%(PH	
62,37,69,75,139,150	PA	) STRING, NO MATTER HOW MANY VOICES	AO
•9405 REM E (F-FLAT)	MH	•9498 REM EACH PHRASE HAS ONE ME\$(PH,VC)	
•9406 X%=5:GOSUB 9490:Y%=13:GOSUB 9495	IL	& ONE MV\$(PH,VC) STRING PER VOICE	IP
•9407 DATA 81,1,163,2,71,5,143,10,31,21,6		•9499 REM PHRASE 0	IP
2,42,125,84,250,168	HM	•9500 MD\$(0) = "100[7"1"]00[6"1"]"	CL
•9408 REM F (E-SHARP)	DB	•9501 ME\$(0,0)="[4"F"]GAFG@[4"F"]GAFGE"	FG
•9409 X%=6:GOSUB 9490:Y%=19:GOSUB 9495	IK	•9502 MV\$(0,0)="6[17" ""]"	PD
•9410 DATA 102,1,204,2,152,5,48,11,96,22,		•9503 ME\$(0,1)="CC@DCGD[4"C"]@DCGDCC"	EG
193,44,131,89,6,179	IL	•9504 MV\$(0,1)="45 45354545 453545"	BJ
•9411 REM G	NI	•9505 ME\$(0,2)="FA@EAGBC[c B]FA@DAGBC[c B	
•9412 X%=7:GOSUB 9490	PF	]"	CA
•9413 DATA 145,1,35,3,71,6,143,12,30,25,6		•9506 MV\$(0,2)="34 34343434 343434"	EI
0,50,121,100,243,200	GM	•9509 REM PHRASE 1	IO
•9414 REM A	NC	•9510 MD\$(1) = "100[14"1"]"	PO
•9415 X%=1:GOSUB 9490	OH	•9511 ME\$(1,0)="[4"F"]GAFGEF[7"@"]"	JP
•9416 DATA 195,1,134,3,12,7,24,14,49,28,9		•9512 MV\$(1,0)="6[16" ""]"	OE
9,56,199,112,143,225	PI	•9513 ME\$(1,1)="FC@ECDBCCFCECDACA"	FD
•9417 REM B	NF	•9514 MV\$(1,1)="45 454 545454 5"	BO
•9418 X%=2:GOSUB 9490	PE	•9515 ME\$(1,2)="FA@EADBC[c B]FAEADFCF"	II
•9419 DATA 250,1,244,3,233,7,210,15,165,3		•9516 MV\$(1,2)="34 34343434343435"	OI
1,75,63,151,126,46,253	CF	•9519 REM PHRASE 2	JB
•9420 REM D-FLAT (C-SHARP)	JL	•9520 MD\$(2) = "100[7"1"]00[6"1"]"	JF
•9421 X%=11:GOSUB 9490:Y%=17:GOSUB 9495	NH	•9521 ME\$(2,0)="[c B]@[c B][c B]CD[c B]C@	
•9422 DATA 28,1,56,2,112,4,225,8,195,17,1		[c B]@[c B][c B]CD[c B]CA"	BA
34,35,12,71,24,142	KJ	•9522 MV\$(2,0)="6[3" ""]7 67 6[3" ""]7 676"	IH
•9423 REM E-FLAT (D-SHARP)	FD	•9523 ME\$(2,1)="@F@FCGFF@F@FCGFF"	DA
•9424 X%=12:GOSUB 9490:Y%=18:GOSUB 9495	GF	•9524 MV\$(2,1)=" 5[3" ""]4545[5" ""]4545"	PB
•9425 DATA 62,1,125,2,251,4,247,9,239,19,		•9525 ME\$(2,2)="[c B]D@GDCEF[c E][c B]D@G	
223,39,191,79,126,159	FB	DCEF[c E]"	HD
•9426 REM G-FLAT (F-SHARP)	HH	•9526 MV\$(2,2)="35 35353535 353535"	HE
•9427 X%=14:GOSUB 9490:Y%=20:GOSUB 9495	IM	•9529 REM PHRASE 3	JA
•9428 DATA 123,1,246,2,237,5,218,11,181,2		•9530 MD\$(3) = "100[12"1"]"	DH
3,107,47,214,94,172,189	HG	•9531 ME\$(3,0)="[c B]@[c B][c B]CD[c B]CA	
•9429 REM A-FLAT (G-SHARP)	HE	[c B][5"@"]"	AG
•9430 X%=8:GOSUB 9490:Y%=21:GOSUB 9495	LD	•9532 MV\$(3,0)="6[3" ""]7 676[6" ""]"	OJ
•9431 DATA 169,1,83,3,167,6,78,13,156,26,		•9533 ME\$(3,1)="[c B]F@AFGEFF[c B]FAFGF"	JI
57,53,115,106,230,212	PA	•9534 MV\$(3,1)="45 454545454545"	LI
•9432 REM B-FLAT (A-SHARP)	FP	•9535 ME\$(3,2)="[c B]D@ADGCF[c E][c B]DAD	
•9433 X%=9:GOSUB 9490:Y%=15:GOSUB 9495	GB	GD"	BA
•9434 DATA 221,1,187,3,119,7,239,14,223,2		•9536 MV\$(3,2)="35 35353535353535"	MM
9,190,59,124,119,248,238	CN	•9539 REM PHRASE 4	JD
•9435 REM C-FLAT	CH	•9540 MD\$(4) = "[16"1"]"	HA
•9436 X%=10:GOSUB 9490	EO	•9541 ME\$(4,0)="F[c B]C@C[3"@"]D[c B]C[5"	



@"]"	PF	•9921 NEXT	IA
•9542 MV\$(4,0)="6 7[6" "]67[5" "]"	CF	•9925 DIM FR\$(LD%,ES%)	CN
•9543 ME\$(4,1)="[3"F"]AG[c B]AADGFAG[c B] AA"	NK	•9928 REM CONVERT STRINGS TO USABLE FORM	IG
•9544 MV\$(4,1)="45454545 4 54545"	LH	•9930 FOR PH=0 TO ES%:FOR N=1 TO LEN(MD\$( PH)):FR\$(N,PH)="	BP
•9545 ME\$(4,2)="FDFFGGEAF[c B][3"F"]GEAF"	JH	•9935 FOR VC=0 TO EV%:X%=TB%(ASC(MID\$(ME\$( PH,VC),N,1)))	NG
•9546 MV\$(4,2)="3535353534353535"	DK	•9940 V\$=MID\$(MV\$(PH,VC),N,1):IF V\$<>" "	
•9549 REM PHRASE 5	JC	THEN Y%(VC)=21*VAL(V\$)	JN
•9550 MD\$(5) = "[18"1"]"	PO	•9945 IF X%<>0 THEN X%=X%+Y%(VC)	DA
•9551 ME\$(5,0)="CFG@G@GAFG[7"@"]"	EC	•9950 FR\$(N,PH)=FR\$(N,PH)+CHR\$(PI%(X%,0))	
•9552 MV\$(5,0)="6[17" "]"	OG	:FR\$(N,PH)=FR\$(N,PH)+CHR\$(PI%(X%,1))	DP
•9553 ME\$(5,1)="@BGEFG@BFECCAFCG"	MA	•9955 NEXT	IA
•9554 MV\$(5,1)=" 4 54545 4 5453[3" "]"	NN	•9960 IF EV%<2 THEN FR\$(N,PH)=FR\$(N,PH)+L	
•9555 ME\$(5,2)="@AECDBECGACFC[c B]AFGF"	BI	EFT\$(FR\$(N,PH),2)	AL
•9556 MV\$(5,2)=" 4 54 534343 2 1"	MA	•9965 IF EV%<1 THEN FR\$(N,PH)=FR\$(N,PH)+L	
•9559 REM PHRASE 6	JF	EFT\$(FR\$(N,PH),2)	FK
•9560 MD\$(6) = "100[7"1"]00[6"1"]"	HJ	•9970 PRINT ".":;NEXT:NEXT	NI
•9561 ME\$(6,0)="[4"F"]GAFG@[4"F"]GAFGE"	GI	•9980 PH=0	HP
•9562 MV\$(6,0)="6[17" "]"	BF	•9990 RETURN	IM
•9563 ME\$(6,1)="CC@DCGD[4"C"]@DCGDCC"	DA	•19998 REM ROUTINE TO MAKE DATA STATEMENT	
•9564 MV\$(6,1)="45 45354545 453545"	KD	S THROUGH FORCED SCREEN READS	JC
•9565 ME\$(6,2)="FA@EAGBC[c B]FA@DAGBC[c B] ]"	IK	•20000 PRINT "[CLEAR][3"[DOWN]]MAKING DA	
•9566 MV\$(6,2)="34 34343434 343434"	NC	TA STATEMENTS WIPES OUT ALL THE"	MI
•9569 REM PHRASE 7	JE	•20001 PRINT "LINES NOT DIRECTLY NEEDED."	
•9570 MD\$(7) = "100[13"1"]"	EP	:PRINT:PRINT"[7" "]PROCEED? (Y OR N)"	LM
•9571 ME\$(7,0)="F@FFGAFGEC[3"@"]C@@"	BB	•20002 A=PEEK(203):IF (A<>39) AND (A<>25)	
•9572 MV\$(7,0)="6[12" "]7 "	MJ	THEN 20002	AC
•9573 ME\$(7,1)="FC@ECDBCC@A@[c B]CF@"	GE	•20003 IF A=39 THEN 80	PI
•9574 MV\$(7,1)="45 454 5 4 5 "	EL	•20005 A=49152	PB
•9575 ME\$(7,2)="FA@EADBC[c B]FFGRA[c E]@"	NN	•20006 FOR PH=0 TO ES%:B=LEN(MD\$(PH)):POK	
•9576 MV\$(7,2)="34 343434343435 "	BI	E A,B:A=A+1:PRINT ">";:FOR N=1 TO B	KD
•9579 REM PHRASE 8	JH	•20007 POKE A,ASC(MID\$(MD\$(PH),N,1)):A=A+	
•9580 MD\$(8) = "[4"1"]00[12"1"]"	GF	1:NEXT	OF
•9581 ME\$(8,0)="DC@C@[c B]AFGDF[3"@"]F[3" @"]"	OA	•20008 FOR N=1 TO B:FOR I=1 TO 6:POKE A,A	
•9582 MV\$(8,0)="7[4" "]6[8" "]7[3" "]"	EN	SC(MID\$(FR\$(N,PH),I,1)):A=A+1	HN
•9583 ME\$(8,1)="[c B]CACA@C@CFDC[c B]A@F @"	EN	•20009 NEXT:NEXT:NEXT:B=A-1:A=49152:C=940	
•9584 MV\$(8,1)="5[9" "]46 5 4 "	FG	0:CR\$=CHR\$(13):D=4	CJ
•9585 ME\$(8,2)="DCFCF@CAC[c B]F[c B]AGF@F @"	II	•20010 PRINT "[CLEAR][DOWN][DOWN]9350 REM	
•9586 MV\$(8,2)="54535 4 3435[4" "]3 "	FG	DELETED"CR\$"9390 DATA"ES%"[LEFT], "LD%CR	IG
•9898 REM SET UP CONVERSION TABLE	LP	\$;	MA
•9900 DIM TB%(255)	KO	•20011 PRINT "9002 REM DELETED"CR\$;	
•9910 FOR I=0 TO 255:TB%(I)=0:NEXT	EG	•20015 GOSUB 20085:IF D>8 THEN 20091	GJ
•9911 FOR I=65 TO 72:TB%(I)=I-64:NEXT	CE	•20020 GOSUB 20080:IF D>8 THEN 20090	CB
•9912 FOR I=193 TO 199:TB%(I)=I-178:NEXT	NB	•20025 IF A>=B THEN 20092	BE
•9913 FOR I=8 TO 14:READ A:TB%(A)=I:NEXT	EN	•20030 IF N=0 THEN 20015	GE
•9914 REM NEXT LINE SAYS: 9915 DATA 176,1	AD	•20035 GOTO 20020	HN
91,188,172,177,187,165	EB	•20040 PRINT "[CLEAR][DOWN][DOWN]";:D=0:C	
•9915 DATA 176,191,188,172,177,187,165	CB	R\$=CHR\$(13):GOTO 20025	LF
•9916 REM (LINE 9915 IS DELETED BY 'MAKE	LD	•20041 PRINT "[CLEAR][DOWN][DOWN]";:D=0:C	
DATA' OPTION)	DM	R\$=CHR\$(13):GOTO 20020	KO
•9919 REM FIND LONGEST PHRASE, AND DIM FR	DM	•20079 REM ROUTINE TO PRINT FR\$( ) DATA ST	
\$ TO EXACT LENGTH NEEDED	DM	ATEMENT ON SCREEN	DG
•9920 LD%=0:FOR I=0 TO ES%:X%=LEN(MD\$(I))	FJ	•20080 PRINTC"DATA";:FOR I=1TO 6:PRINTPEEK	
:IF X%>LD% THEN LD%=X%	FJ	(A)"[LEFT],";:A=A+1:NEXT:C=C+1:D=D+1:N=N	JJ
		-1	OK
		•20081 PRINT CHR\$(20)CR\$;:RETURN	
		•20084 REM ROUTINE TO PRINT MD\$( ) DATA ST	



ATEMENT ON SCREEN	IJ	•85 PRINT "OR Q TO QUIT"	FP
•20085 A\$="":N=PEEK(A):A=A+1:FOR I=1 TO N	GB	•100 IF PEEK(653)<>0 THEN GOSUB 60:GOTO 100	ND
:A\$=A\$+CHR\$(PEEK(A)):A=A+1:NEXT	CD	•110 IF PEEK(203)=62 THEN POKE 198,0:SYS 65126	HG
•20086 PRINT C"DATA"CHR\$(34)A\$CHR\$(34)CR\$	BM	•190 GOTO 100	CF
;:C=C+1:D=D+1:RETURN	NP	•8997 REM	JD
•20088 REM SET UP LAST LINE TO EXECUTE FROM SCREEN	FG	•8998 REM SET UP SOUND AND LOAD SONG	MN
•20090 PRINT "A="A"[LEFT]:B="B"[LEFT]:C="C"[LEFT]:N="N"[LEFT]:GOTO 20040"CR\$;:GOTO 20095	ON	•8999 REM	JD
•20091 PRINT "A="A"[LEFT]:B="B"[LEFT]:C="C"[LEFT]:N="N"[LEFT]:GOTO 20041"CR\$;:GOTO 20095	LO	•9000 F\$="F":I=0:N=0:VC=0:M=848:MM=823:RE M M & MM PUT ML IN CASSETTE BUFFER	JG
•20092 PRINT "C="C-1":GOTO 20100"CR\$;:GOTO 20095	OE	•9001 PH=0:DIM G%(2),AD(2),DU%(9),AK%(2),DY%(2),SN%(2),RE%(2),WF%(2),PW%(2,1)	DI
•20094 REM LOAD KEYBOARD BUFFER WITH CARRIAGE RETURNS AND GO READ SCREEN	BN	•9007 REM	JD
•20095 FOR I=631 TO 640:POKE I,13:NEXT:POKE 198,10:PRINT "[HOME]";:END	EB	•9008 REM OPEN SONG FILE & GET # OF PHRASES AND # OF VOICES	JJ
•20100 A=PEEK(43)+256*PEEK(44):PRINT "[CLEAR]";	LA	•9009 REM	JD
•20105 B=PEEK(A+2)+256*PEEK(A+3):A=PEEK(A)+256*PEEK(A+1)	GK	•9010 OPEN 2,8,2,"0:SONG #1,S,R"	OM
•20106 PRINT "[HOME]"A" "B" "C	IH	•9015 INPUT#2,ES%,EV%,LD%	JC
•20110 IF B=C THEN 20120	OH	•9017 REM	JD
•20115 GOTO 20105	FE	•9018 REM DIMENSION KEY VARIABLES	NH
•20120 POKE A,0:POKE A+1,0:A=A+2	IJ	•9019 REM	JD
•20125 B=INT(A/256):C=A-256*B	EH	•9020 DIM FR\$(LD%,ES%),MD\$(ES%)	CC
•20130 PRINT "[CLEAR][DOWN][DOWN]150":PRINT "83"	NJ	•9027 REM	JD
•20135 PRINT "POKE45,"C"[LEFT]:POKE46,"B"[LEFT]:POKE47,"C"[LEFT]:POKE48,"B"[LEFT]:POKE49,"C	OE	•9028 REM LOAD THE REMAINDER OF THE VARIABLES FROM THE SONG FILE	GI
•20140 PRINT "POKE50,"B"[LEFT]:GOTO 10"	NM	•9029 REM	JD
•20145 FOR I=631 TO 640:POKE I,13:NEXT:POKE 198,10:PRINT "[HOME]";:END	JB	•9030 FOR I=0 TO 2:INPUT#2,G%(I):NEXT	JO

### SONG LOADER

•1 REM "SONG LOADER"	PD	•9031 FOR I=0 TO 2:INPUT#2,AK%(I),DY%(I),SN%(I),RE%(I)	CB
•3 REM THIS IS AN EXAMPLE OF HOW TO LOAD AND USE A SONG STORED ON DISK	JD	•9032 FOR N=0 TO 1:INPUT#2,PW%(I,N):NEXT: NEXT	JM
•5 REM USING THE PROGRAM "SONG MAKER"	FD	•9033 FOR I=0 TO 9:INPUT#2,DU%(I):NEXT	MP
•6 REM	IB	•9034 FOR PH=0 TO ES%:INPUT#2,MD\$(PH):FOR N=1 TO LEN(MD\$(PH))	BL
•7 REM LINE 10 AND LINE 9000 MUST EXECUTE BEFORE ANYTHING ELSE IN YOUR PROGRAM	MC	•9035 FOR I=1 TO 6:GET#2,A\$,B\$	PJ
•9 REM	DG	•9036 IF A\$="" THEN A\$=CHR\$(0)	OE
•10 GOSUB 9000:GOTO 80	ON	•9037 FR\$(N,PH)=FR\$(N,PH)+A\$:NEXT: NEXT: NEXT	JE
•60 FOR PH=0 TO ES%:FOR N=1 TO LEN(MD\$(PH)):SYS MM	JB	•9040 CLOSE 2	NC
•62 F\$=FR\$(N,PH)	JD	•9041 REM	JD
•65 SYS M	FD	•9042 REM SET UP ENVELOPES	BM
•67 FOR I=0 TO DU%(VAL(MID\$(MD\$(PH),N,1))):NEXT	IB	•9043 REM	JD
•68 REM SYS MM:REM STACCATO NOTES	MC	•9044 FOR I=0 TO 2:AD(I)=54277+7*I:NEXT	IL
•69 NEXT:NEXT	DG	•9045 FOR I=0 TO 2:POKE AD(I),AK%(I) OR DY%(I)	DM
•70 SYS MM:RETURN	ON	•9046 POKE AD(I)+1,SN%(I) OR RE%(I):NEXT	DK
•80 PRINT "[CLEAR]WHEN SONG ENDS, PRESS":PRINT:PRINT "SHIFT TO REPEAT SONG"	JB	•9047 REM	JD
	GA	•9048 REM SET PULSE WIDTHS	AC
	EF	•9049 REM	JD
	AO	•9050 FOR I=0 TO 2:VC=54274+I*7:FOR N=0 TO 1	OB
	PC	•9051 POKE VC+N,PW%(I,N):NEXT: NEXT	NG
		•9066 REM	JD
		•9067 REM SET FILTER AND VOLUME	BN
		•9068 REM FILTER FREQUENCY	DE
		•9069 REM LOW BYTE (0-7) X%; HIGH BYTE (0-255) Y%	PA



•9070 X%=3:Y%=150	GF	133,51,132,52,96	BN
•9071 POKE 54293,X%:POKE 54294,Y%	KJ	•9257 REM	JD
•9072 REM FILTER ON?	DD	•9258 REM GATE-OFF ML ROUTINE AT MM	LA
•9073 REM VOICE 1 ON=1; 2 ON=2; 3 ON=4; 1		•9259 REM	JD
&2 ON=3; 2&3 ON=6; ALL ON=7	AL	•9260 FOR I=MM TO MM+16 STEP 8	GG
•9074 X%=0	FM	•9261 POKE I,173:Y%=3:X%=34+(I-MM)/8:POKE	
•9075 REM FILTER RESONANCE	CE	I+1,X%:POKE I+2,Y%:REM USES 820-822	BB
•9076 REM PEAK VOLUME (0=LOW, 15=HIGH)	FH	•9262 POKE I+3,41:POKE I+4,254	DI
•9077 Y%=14	JL	•9263 POKE I+5,141:READ A:POKE I+6,A:POKE	
•9078 Y%=Y%*16:POKE 54295,X% OR Y%	MG	I+7,212:NEXT:POKE MM+24,96	KD
•9079 REM SELECT FILTER TYPE	CP	•9264 DATA 4,11,18	PB
•9080 REM LOW-PASS=1;BAND-PASS=2;HIGH-PAS		•9267 REM	JD
S=4;LO-BAND=3;HI-BAND=6;ALL=7	MH	•9268 REM SET WAVEFORMS WITH GATES OFF	NK
•9081 X%=1	FP	•9269 REM STORED AT 820-822--LINE 9261 RE	
•9082 X%=X%*16	LC	QUIRES THIS (820=HEX 03 34)	BO
•9083 REM	JD	•9270 POKE 820,G%(0):POKE 821,G%(1):POKE	
•9084 REM SELECT OVERALL VOLUME	FJ	822,G%(2):SYS MM	OB
•9085 REM 15=HIGH, 0=LOW	PB	•9280 PH=0	HP
•9086 Y%=15	JK	•9290 RETURN	IM
•9087 POKE 54296,X% OR Y%	HN		
•9197 REM	JD		
•9198 REM MACHINE LANGUAGE ROUTINE AT M	CE	•1 REM "SUMMERTIME"	ON
•9199 REM	JD	•3 REM ADD THESE LINES TO "SONG MAKER" TO	
•9218 REM FIND ADDRESS OF F\$ AND PUT IT I	MA	CREATE THE SONG "SUMMERTIME"	CF
N ZERO PAGE AT 139, 140	JD	•5 REM FROM "PORGY AND BESS" BY GEORGE AN	
•9219 REM	JD	D IRA GERSHWIN	LP
•9220 N=PEEK(45)+256*PEEK(46)+3:Y%=N/256:		•7 REM FIRST DELETE ALL "SONG MAKER" LINE	
X%=N-Y%*256	IF	S ABOVE 9500 AND BELOW 9900	EP
•9221 POKE M,173:POKE M+1,X%:POKE M+2,Y%:	AN	•9001 PH=0:ES%=3:DIM MD\$(ES%),G%(2),AD(2)	
N=N+1:Y%=N/256:X%=N-Y%*256		,Y%(2)	OL
•9222 POKE M+3,133:POKE M+4,251:POKE M+5,	NK	•9010 AK%(0)=2:AK%(1)=0:AK%(2)=4	LN
173:POKE M+6,X%:POKE M+7,Y%		•9020 DY%(0)=5:DY%(1)=0:DY%(2)=8	LP
•9223 POKE M+8,133:POKE M+9,252:POKE M+10	HA	•9030 SN%(0)=4:SN%(1)=0:SN%(2)=1	LN
,160:POKE M+11,0		•9040 RE%(0)=2:RE%(1)=0:RE%(2)=3	CL
•9224 POKE M+12,162:POKE M+13,0	GG	•9070 WF%(0)=16:WF%(1)=32:WF%(2)=64	EI
•9228 REM	JD	•9075 G%(0)=WF%(0)OR 7:G%(1)=WF%(1) OR 1:	
•9229 REM GET EACH PITCH FROM F\$ AND PUT	CH	G%(2)=WF%(2) OR 1	LC
IT IN FREQUENCY REGISTER		•9080 PW%(0,0)=200:PW%(0,1)=12	BP
•9230 FOR I=M+14 TO M+54 STEP 8:POKE I,17	KF	•9081 PW%(1,0)=200:PW%(1,1)=12	HL
7:POKE I+1,251		•9082 PW%(2,0)=200:PW%(2,1)=3	KF
•9231 POKE I+2,157:POKE I+3,0:POKE I+4,21	HK	•9105 DATA 24,128,192,256,384,512,640,768	
2		,896,1024	PM
•9232 POKE I+5,200:POKE I+6,162:READ A:PO	IE	•9300 X%=3:Y%=150	GF
KE I+7,A:NEXT	AK	•9310 X%=0	FM
•9233 DATA 1,7,8,14,15,4	JD	•9320 Y%=14	JL
•9238 REM	MC	•9330 X%=1	FP
•9239 REM GATE EACH SOUND OPEN	BJ	•9340 Y%=15:POKE 54296,X% OR Y%	EK
•9240 N=0:FOR I=M+59 TO M+71 STEP 6		•9345 EV%=0	KC
•9241 POKE I,173:A=MM-3+N:Y%=A/256:X%=A-2	PO	•9499 REM PHRASE 0	IP
56*Y%:POKE I+1,X%:POKE I+2,Y%		•9500 MD\$(0) = "0420093041[3"3"]5082"	BP
•9242 POKE I+3,141:READ A:POKE I+4,A:POKE	DG	•9501 ME\$(0,0)="[c E]ECE[c E]E@[s C]DCDEC	
I+5,212:N=N+1:NEXT	PB	A@E@"	IM
•9243 DATA 4,11,18	JD	•9502 MV\$(0,0)="4[12" "]3[3" "]"	OL
•9247 REM	ME	•9509 REM PHRASE 1	IO
•9248 REM GARBAGE COLLECTION	CE	•9510 MD\$(1) = "0430280[5"3"]9[6"0"]31"	AG
•9250 FOR I=M+77 TO M+90:READ A:POKE I,A:		•9511 ME\$(1,0)="FEC[s C]DD[c C]CACACBAGFE	
NEXT		DCB@"	EB
•9255 DATA 164,52,165,51,105,6,144,1,200,		•9512 MV\$(1,0)="4[7" "]34343[6" "]2 "	JJ

SUMMERTIME



**IMPORTANT!** Letters on white background are **Bug Repellent** line codes. Do not enter them! Pages 85 and 86 explain these codes and provide other essential information on entering **Ahoy!** programs. Refer to these pages **before** entering any programs!

```
.9519 REM PHRASE 2
.9520 MD$(2) = "04202406420[3"3"]5082"
.9521 ME$(2,0)="[c E]EC[c E]EE[c E]EDC[s
C]DECA[c E]E@"
.9522 MV$(2,0)="4[13" "]3[3" "]"
.9529 REM PHRASE 3
.9530 MD$(3) = "[4"4"]360[4"5"]09[4"0"]2"
.9531 ME$(3,0)="EGEGAC[c E]EDCCBAF[s F]G[
s G]A"
.9532 MV$(3,0)="3[4" "]4[5" "]3 5[4" "]"
```

VIC MUSIC

```
.1 REM "VIC MUSIC"
.10 MD$="@":M1$=MD$:M2$=MD$:M3$=MD$:GOSUB
9000
.100 SYS SR
.190 END
.9000 SR=828
.9005 POKE 170,50 :REM TEMPO
.9006 POKE 659,1 :REM ATTACK
.9007 POKE 660,200:REM DECAY
.9008 POKE 661,15-0 :REM SUSTAIN VOLUME
.9009 POKE 662,10 :REM RELEASE
.9010 FOR I=663 TO 676:READ A:POKE I,A:NE
XT
.9011 DATA 166,169,169,5,133,171,198,171,
208,252,202,208,245,96
.9015 FOR I=677 TO 682:READ A:POKE I,A:NE
XT
.9016 DATA 202,234,234,208,251,96
.9020 FOR I=684 TO 767:READ A:POKE I,A:NE
XT
.9025 DATA 32,151,2,136,208,250,96
.9030 DATA 173,14,144,41,240,5,150,141,14
,144,96
.9035 DATA 160,15,230,150,32,179,2,174,14
7,2,32,165,2,136,208,242
.9036 DATA 162,1 ,32,153,2
.9037 DATA 172,149,2,198,150,32,179,2,174
,148,2,32,165,2,136,208,242
.9038 DATA 166,170,134,169,164,149,32,172
,2
.9039 DATA 164,150,240,14,198,150,32,179,
2,174,150,2,32,165,2,136,208,242,96
.9045 FOR I=SR TO SR+89:READ A:POKE I,A:N
EXT
.9050 DATA 169,0,133,150,133,147,160,2,17
7,45,133,148
.9051 DATA 200,177,45,133,155,200,177,45,
133,156
.9052 DATA 160,10,177,45,133,158,200,177,
45,133,159
.9053 DATA 160,17,177,45,133,163,200,177,
45,133,164
.9054 DATA 160,24,177,45,133,167,200,177,
45,133,168
```

```
JB .9055 DATA 164,147,177,155,133,149
GD .9056 DATA 177,158,141,10,144
.9057 DATA 177,163,141,11,144
IE .9058 DATA 177,167,141,12,144
DD .9059 DATA 32,190,2,169,0,133,150,230,147
,198,148,208,222,96
JA .9100 SL=48:REM # OF NOTES
FE .9110 FOR I=1 TO SL:READ B:B=B+128:IF B>2
55 THEN B=0
DA .9115 M3$=M3$+CHR$(B):NEXT
CG .9120 FOR I=1 TO SL:M1$=M1$+CHR$(0):NEXT
.9125 FOR I=1 TO SL:MD$=MD$+CHR$(25):NEXT
CP .9130 M2$=M1$
PE .9200 DATA 87,81,79,67,67,47,67,67,79,67,
79,87
EF .9210 DATA 81,79,81,73,73,47,73,73,81,73,
81,91
IC .9220 DATA 87,81,79,67,67,47,67,67,79,67,
79,87
PN .9230 DATA 81,79,81,79,81,73,87,81,79,67,
67,67
EG .9990 RETURN
BI
BO
IN
MF
PC
EA
IG
NO
PC
FG
CJ
PI
BJ
AF
JL
AP
LD
EA
DE
CN
MG
GC
```

BC  
OA  
LP  
FC  
DO  
LF  
PB  
MG  
JH  
FE  
AE  
CD  
HH  
CD  
AC  
IM

**F L A S H**

FROM PAGE 77

This program requires use of an assembler.  
See introductory article for explanation.

```
1 *
2 * FLASH
3 *
4          ORG      $8000
5 EOL      EQU      13
6 BUFLN   EQU      40
7 FILLCH  EQU      $20
8 CHROUT  EQU      $FFD2
9 CLRSCR  EQU      147
10 *
11          JMP      START
12 *
13 TEXT    ASC      'FLASH: C64 OWNER B
REAKS MACHINE CODE!'
14          DFB      13
15 *
16 * CLEAR SCREEN
17 *
18 START   JSR      CLEAR
19 *
20 * CLEAR TEXT BUFFER
21 *
22          LDA      #FILLCH
23          LDX      #BUFLN
24 STUFF   DEX
25          STA      TXTBUF,X
26          BNE      STUFF
27 *
```



```

28 * STORE MESSAGE IN BUFFER
29 *
30         LDX    #0
31 LOOP1   LDA    TEXT,X
32         STA    TXTBUF,X
33         CMP    #EOL
34         BEQ    PRINT
35         INX
36         CPX    #BUFLEN
37         BCC    LOOP1
38 *
39 * PRINT MESSAGE
40 *
41 PRINT   LDX    #0
42 LOOP2   LDA    TXTBUF,X
43         PHA
44         JSR    CHROUT
45         PLA
46         CMP    #EOL
47         BNE    NEXT
48         JMP    AGAIN
49 NEXT    INX
50         CPX    #BUFLEN
51         BCC    LOOP2
52 *
53 AGAIN   JSR    DELAY
54         JSR    CLEAR
55         JSR    DELAY
56         JMP    PRINT
57 *
58 * ROUTINE TO CLEAR SCREEN
59 *
60 CLEAR   LDA    #CLRSCR
61         JSR    CHROUT
62         RTS
63 *
64 * DELAY LOOP
65 *
66 DELAY   LDX    #$FF
67 XLOOP   LDY    #$FF
68 YLOOP   DEY
69         NOP
70         NOP
71         NOP
72         BNE    YLOOP
73         DEX
74         BNE    XLOOP
75         RTS
76 *
77 TXTBUF  DS    BUFLen
78 *

```

```

.3 S1 = S0-210:S2 = S0-150          CF
.9 PRINT"[CLEAR]" IN ADDITION TO NORMAL C  PC
   CURSOR MOVEMENTS,"
.10 PRINT"THE FOLLOWING CODES ARE USED: F  HF
   -FAST"
.11 PRINT"SCAN; S-SLOW SCAN; D-DRAW; E-ER  PE
   ASE"
.12 PRINT"I-INITIAL POINT OF SLANTED LINE  HL
   ;"
.13 PRINT"L-LINE BACK TO INITIAL POINT; F  NJ
   1-"
.14 PRINT"DUMP SCREEN IMAGE TO PRINTER"    LK
.15 PRINT"F7-CLEAR SCREEN"                DH
.16 INPUT "DO YOU WANT TO PLAY SQUARES";A  KH
   N$
.17 SYS S1                                 CF
.18 X=0:Y=0:SV=0:BY=8192:F=1:D=0:E=0:GOSU  BH
   B 1000
.19 IF AN$="Y" THEN GOSUB 200             HJ
.20 GET M$:IFM$="" THEN 20                FJ
.21 IF M$=CHR$(136) THEN 17                KH
.22 IF M$="F" THEN F=5:GOTO 20             AE
.24 IF M$="S" THEN F=1:GOTO 20             HP
.25 IF M$="D" THEN D=NOT D:E=0:GOTO 20     HD
.26 IF M$="E" THEN E=NOT E:D=0:GOTO20     BM
.27 IF M$="I" THEN XI=X:YI=Y:GOTO 20      AJ
.28 IF M$="L" THEN 100                     IH
.29 IF M$=CHR$(133) THEN 1100              PN
.30 IF M$="[UP]" THEN Y=Y-F:IF Y<0 THEN Y  LE
   =0
.35 IF M$="[DOWN]" THEN Y=Y+F:IF Y>199 TH  NG
   EN Y=199
.40 IF M$="[RIGHT]" THEN X=X+F:IF X>319 T  DC
   HEN X=319
.45 IF M$="[LEFT]" THEN X=X-F:IF X<0 THEN  KG
   X=0
.50 GOSUB 1000:GOTO 20                     HH
.100 DX=X-XI : DY=Y-YI                     EM
.110 M=DY/DX : B=YI-M*XI                    AM
.115 SP = (SGN(XI-X))*F : XF=X              FA
.120 FOR X=XF TO XI STEP SP                 LD
.130 Y = INT(M*X+B)                         FG
.140 GOSUB 1000                             FO
.150 NEXT                                    IA
.160 D=0:GOTO 20                             EG
.200 D=1:FOR Y = 0 TO 199 STEP 21           HN
.210 FOR X = 0 TO 249 STEP 25               DH
.220 GOSUB 1000                             FO
.230 NEXTX : NEXTY                          PL
.240 X = 128 : Y = 95 : GOSUB 1000         BP
.250 D=0 : RETURN                            PA
.1000 CH=INT(X/8):RO=INT(Y/8):LN=YAND7     FK
.1010 IF D=0 THEN POKE BY,SV                FO
.1015 IF E=0 THEN 1020                       CO
.1017 Z = SV AND (2[UPARROW]BT):POKE BY,S  EE
   V-Z
.1020 BY=8192+RO*320+CH*8+LN:BT=7-(XAND7)  KH
.1030 SV = PEEK(BY)                          BC

```

# E t c h

FROM PAGE 73

```

.1 REM BEFORE LOADING POKE44,64:POKE256*6
  4,0:NEW
.2 S0 = PEEK(46)*256+PEEK(45)

```

FM  
BF



To enter *The Wizard of Im...* you must use our *Flankspeed* machine language entry program. See the introduction to *Flankspeed* on page 86 of this issue.

•1040 POKE BY,SV OR(2[UPARROW]BT)	LK	C088:	C0	A9	A6	8D	00	D0	A9	FD	9F
•1050 RETURN	IM	C090:	8D	F8	07	A9	00	8D	20	C7	3D
•1100 OPEN 4,4,5:CMD4	KJ	C098:	8D	21	C7	8D	FF	C6	8D	10	01
•1110 PRINT CHR\$(27)CHR\$(51)CHR\$(16)	EC	C0A0:	D0	8D	26	C7	AD	1F	D0	A9	34
•1120 POKE 251,0:POKE 252,32	KO	C0A8:	01	8D	25	C7	A9	03	8D	24	82
•1130 FOR I=0 TO 7:POKE 2048+I,2[UPARROW] I:NEXT	FP	C0B0:	C7	8D	1E	C7	8D	1D	C7	A9	08
•1140 FOR L=0 TO 24:PRINT CHR\$(27)CHR\$(76) )CHR\$(250)CHR\$(2);	IA	C0B8:	05	8D	1C	C7	A9	30	8D	2B	C1
•1150 SYS S2	CE	C0C0:	C7	A9	06	8D	2D	C7	8D	2C	74
•1160 PRINT CHR\$(245)CHR\$(10);	PC	C0C8:	C7	A9	02	8D	2E	C7	A9	20	89
•1170 NEXT L	MO	C0D0:	8D	28	C7	20	B2	C4	20	E4	EA
•1180 PRINT#4,CHR\$(27)"@":PRINT#4,:CLOSE4	GL	C0D8:	FF	C9	8C	F0	45	C9	88	F0	A8
•1190 END	IC	C0E0:	6F	AD	8D	02	C9	01	F0	EE	38
		C0E8:	AD	1F	D0	29	01	D0	64	CE	B4
		C0F0:	29	C7	F0	4F	CE	2A	C7	F0	D3
		C0F8:	54	AD	00	DC	49	FF	8D	FD	AC
		C100:	C6	29	10	C9	10	F0	36	CE	CF
		C108:	27	C7	D0	CA	AD	28	C7	8D	BD
		C110:	27	C7	AD	FD	C6	29	0F	C9	73
		C118:	04	F0	67	C9	08	F0	37	4C	BA
		C120:	D6	C0	A9	06	8D	21	D0	A9	90
		C128:	0E	8D	20	D0	8D	86	02	A9	74
		C130:	00	8D	15	D0	8D	18	D4	20	3E
		C138:	44	E5	20	74	A4	4C	B0	C1	5A
		C140:	4C	82	C1	AD	15	D0	29	02	8F
		C148:	F0	AA	4C	D1	C1	4C	0E	C2	E0
		C150:	4C	13	C0	4C	C9	C4	A9	FD	F2
		C158:	8D	F8	07	EE	00	D0	F0	0A	A0
		C160:	AD	00	D0	C9	45	F0	0E	4C	39
		C168:	D6	C0	AD	10	D0	09	01	8D	26
		C170:	10	D0	4C	D6	C0	AD	10	D0	C3
		C178:	29	01	F0	03	CE	00	D0	4C	82
		C180:	D6	C0	A9	FE	8D	F8	07	CE	1D
		C188:	00	D0	AD	00	D0	C9	FF	F0	92
		C190:	07	C9	18	F0	0E	4C	D6	C0	5C
		C198:	AD	10	D0	29	02	8D	10	D0	C0
		C1A0:	4C	D6	C0	AD	10	D0	29	01	3D
		C1A8:	D0	03	EE	00	D0	4C	D6	C0	20
		C1B0:	AD	15	D0	C9	03	F0	17	A9	C2
		C1B8:	03	8D	15	D0	AD	00	D0	29	D6
		C1C0:	F8	8D	02	D0	AD	10	D0	0A	B2
		C1C8:	6D	10	D0	8D	10	D0	4C	07	D8
		C1D0:	C1	A9	12	8D	29	C7	CE	03	9E
		C1D8:	D0	AD	03	D0	C9	28	B0	15	E2
		C1E0:	A9	01	8D	15	D0	A9	BE	8D	F4
		C1E8:	03	D0	AD	10	D0	29	01	8D	03
		C1F0:	10	D0	4C	D6	C0	20	9C	C3	36
		C1F8:	4C	F4	C0	20	97	E0	A5	8E	C7
		C200:	29	0F	8D	FE	C6	A5	8D	29	E7
		C208:	03	6D	FE	C6	0A	60	AE	FF	57
		C210:	C6	F0	22	AD	2B	C7	8D	2A	42
		C218:	C7	A5	FE	85	FC	38	E9	28	51
		C220:	85	FE	A5	FF	85	FD	E9	00	B7
		C228:	85	FF	A0	26	20	8F	C3	CE	B6
		C230:	FF	C6	4C	F9	C0	CE	2C	C7	C0
		C238:	D0	0F	AD	2D	C7	8D	2C	C7	3C
		C240:	20	FB	C1	A8	A9	51	99	00	5B

Machine code to be appended to ETCH  
(see article for instructions)

```

169 24 141 24 208 169 32 13 17 208 141 17
208 169 32 133 252 160 0 132 251 169 0 145
251 200 208 251 166 252 232 134 252 224 64
208 242 169 4 133 252 132 251 169 1 145
251 200 208 251 166 252 232 134 252 224 8
208 242 96 162 0 169 0 32 210 255 232 224
120 208 246 169 245 32 210 255 169 0 141 8
8 141 9 8 141 10 8 141 11 8 169 7 56 237 9
8 170 189 0 8 141 12 8 169 7 56 237 10 8
170 189 0 8 141 13 8 172 10 8 177 251 45
12 8 240 10 173 13 8 24 109 11 8 141 11 8
174 10 8 232 142 10 8 224 8 208 212 173 11
8 32 210 255 32 210 255 169 0 141 10 8 141
11 8 174 9 8 232 142 9 8 224 8 208 171 169
0 141 9 8 169 8 24 101 251 133 251 144 5
166 252 232 134 252 174 8 8 232 142 8 8
224 40 208 141 96

```

## THE WIZARD OF IM

FROM PAGE 47

First Byte: C000 Last Byte: C71F Sys to Start: 49152

C000:	A9	0F	8D	18	D4	20	DF	C2	F5
C008:	20	27	C3	A9	00	8D	22	C7	34
C010:	8D	23	C7	20	44	E5	A9	00	7C
C018:	A0	17	99	00	D4	88	D0	FA	92
C020:	A0	26	A9	0A	8D	FE	C6	A9	97
C028:	00	85	FC	A9	D8	85	FD	A2	53
C030:	16	AD	FE	C6	91	FC	18	A5	06
C038:	FC	69	28	85	FC	A5	FD	69	56
C040:	00	85	FD	CA	D0	EB	CE	FE	19
C048:	C6	AD	FE	C6	C9	01	F0	0C	4A
C050:	88	88	D0	D3	8C	00	D8	84	EF
C058:	FE	4C	64	C0	A9	0A	8D	FE	09
C060:	C6	4C	50	C0	A2	78	A9	0B	54
C068:	9D	6F	DB	A9	A0	9D	6F	07	AF
C070:	CA	D0	F3	18	A2	16	A0	0E	7F
C078:	20	F0	FF	A0	00	B9	66	C6	11
C080:	F0	07	20	D2	FF	C8	4C	7D	FD



C248: 04 A9 48 85 FE A9 07 85 F8  
 C250: FF A0 26 B1 FE C9 20 F0 A2  
 C258: 1E A9 20 91 FE AD 21 C7 67  
 C260: F0 15 38 AD 20 C7 ED 26 48  
 C268: C7 8D 20 C7 AD 21 C7 E9 26  
 C270: 00 8D 21 C7 4C 7B C2 88 F9  
 C278: 88 D0 D8 A2 15 8E FF C6 B7  
 C280: 4C F9 C0 38 AD 03 D0 E9 2B  
 C288: 32 4A 4A 4A 8D 30 C7 0A 29  
 C290: 0A 6D 30 C7 A2 00 8E 30 61  
 C298: C7 0A 0A 2E 30 C7 0A 2E D2  
 C2A0: 30 C7 85 59 AD 30 C7 69 86  
 C2A8: 04 85 5A AD 10 D0 4A 8D F2  
 C2B0: 32 C7 38 AD 02 D0 E9 14 61  
 C2B8: 8D 31 C7 AD 32 C7 E9 00 D0  
 C2C0: 4A 6E 31 C7 AD 31 C7 4A 63  
 C2C8: 4A 65 59 85 59 A5 5A 69 1A  
 C2D0: 00 85 5A 60 A9 FF 8D 00 48  
 C2D8: C7 CE 00 C7 D0 FB 60 A0 05  
 C2E0: FF C8 B9 66 C5 99 00 3F 68  
 C2E8: C0 FF D0 F5 A9 A6 8D 00 4E  
 C2F0: D0 A9 CD 8D 01 D0 A9 03 45  
 C2F8: 8D 1C D0 A9 06 8D 27 D0 A8  
 C300: A9 08 8D 25 D0 A9 01 8D 6D  
 C308: 15 D0 8D 26 D0 A9 FD 8D A7  
 C310: F8 07 A9 FF 8D F9 07 A9 F1  
 C318: 64 8D 02 D0 A9 C0 8D 03 D7  
 C320: D0 A9 07 8D 28 D0 60 20 A8  
 C328: 44 E5 A9 17 8D 18 D0 A9 33  
 C330: 00 8D 20 D0 8D 21 D0 A2 D0  
 C338: 06 A0 0B 18 20 F0 FF A0 B3  
 C340: 00 B9 C9 C6 F0 07 20 D2 75  
 C348: FF C8 4C 41 C3 A2 08 A0 AD  
 C350: 0C 18 20 F0 FF A0 00 B9 DF  
 C358: DB C6 F0 07 20 D2 FF C8 AE  
 C360: 4C 57 C3 A2 0A A0 0A 18 37  
 C368: 20 F0 FF A0 00 B9 EA C6 85  
 C370: F0 07 20 D2 FF C8 4C 6D DD  
 C378: C3 A2 05 A0 FF 20 D4 C2 3C  
 C380: 88 D0 FA CA D0 F5 20 44 CA  
 C388: E5 A9 15 8D 18 D0 60 B1 B5  
 C390: FE 91 FC A9 20 91 FE 88 01  
 C398: 88 D0 F4 60 20 83 C2 A2 50  
 C3A0: 00 A1 59 C9 20 F0 07 A9 27  
 C3A8: 20 81 59 4C BA C3 A0 01 10  
 C3B0: B1 59 C9 20 F0 3C A9 20 9C  
 C3B8: 91 59 A9 FC 8D F9 07 A9 82  
 C3C0: 20 81 59 20 F3 C3 A9 05 42  
 C3C8: 8D 2F C7 20 D4 C2 CE 2F 03  
 C3D0: C7 D0 F8 A9 80 8D 04 D4 F2  
 C3D8: A9 01 8D 15 D0 AD 10 D0 85  
 C3E0: 29 01 8D 10 D0 A9 FF 8D B0  
 C3E8: F9 07 A9 C0 8D 03 D0 20 D5  
 C3F0: 0D C4 60 A9 3C 8D 00 D4 6B  
 C3F8: A9 C8 8D 01 D4 A9 81 8D 87  
 C400: 04 D4 A9 8E 8D 05 D4 A9 22  
 C408: D5 8D 06 D4 60 18 AD 20 8C  
 C410: C7 6D 1C C7 8D 20 C7 AD 4C

C418: 21 C7 69 00 8D 21 C7 20 01  
 C420: 6F C4 20 26 C4 60 AD 21 8E  
 C428: C7 CD 1D C7 D0 40 AC 25 85  
 C430: C7 B9 03 C7 8D 1C C7 18 06  
 C438: AD 1D C7 6D 1E C7 8D 1D C8  
 C440: C7 EE 1E C7 EE 26 C7 EE A8  
 C448: 25 C7 20 9C C4 CE 2B C7 78  
 C450: CE 2B C7 B0 05 A9 01 8D FF  
 C458: 2B C7 CE 2E C7 D0 0F CE BE  
 C460: 2D C7 D0 05 A9 01 8D 2D 90  
 C468: C7 A9 04 8D 2E C7 60 A2 64  
 C470: 18 A0 04 18 20 F0 FF A9 FF  
 C478: 0E 8D 86 02 AD 21 C7 AE E1  
 C480: 20 C7 20 CD BD 60 A2 18 2F  
 C488: A0 0F 18 20 F0 FF A9 07 12  
 C490: 8D 86 02 AD 24 C7 69 30 D9  
 C498: 20 D2 FF 60 A2 18 A0 18 5F  
 C4A0: 18 20 F0 FF A9 05 8D 86 8C  
 C4A8: 02 A9 00 AE 25 C7 20 CD DD  
 C4B0: BD 60 A2 18 A0 1F 18 20 81  
 C4B8: F0 FF A9 08 8D 86 02 AD 1F  
 C4C0: 23 C7 AE 22 C7 20 CD BD EF  
 C4C8: 60 20 0E C5 AD F8 07 8D 58  
 C4D0: 1F C7 A9 01 8D 15 D0 20 F5  
 C4D8: 4C C5 A9 32 8D 2F C7 A9 F4  
 C4E0: FC 8D F8 07 20 D4 C2 20 43  
 C4E8: D4 C2 AD 1F C7 8D F8 07 A2  
 C4F0: 20 D4 C2 CE 2F C7 D0 E7 27  
 C4F8: A9 80 8D 04 D4 CE 24 C7 44  
 C500: 20 86 C4 AD 1F D0 AE 24 DB  
 C508: C7 F0 0E 4C D6 C0 A9 20 7C  
 C510: A0 78 99 F7 06 88 D0 FA 15  
 C518: 60 20 6F C4 AD 21 C7 CD 31  
 C520: 23 C7 90 19 D0 08 AD 20 5B  
 C528: C7 CD 22 C7 90 0F AD 20 15  
 C530: C7 8D 22 C7 AD 21 C7 8D 93  
 C538: 23 C7 20 B2 C4 20 E4 FF BF  
 C540: F0 FB C9 8C F0 03 4C 13 D6  
 C548: C0 4C 22 C1 A9 5F 8D 00 CF  
 C550: D4 A9 07 8D 01 D4 A9 81 64  
 C558: 8D 04 D4 A9 3F 8D 05 D4 0F  
 C560: A9 08 8D 06 D4 60 00 30 0B  
 C568: 00 00 00 00 0C 10 C0 00 45  
 C570: 00 00 C2 22 0C 00 10 00 71  
 C578: 04 20 40 82 AA 08 00 B8 CA  
 C580: 00 2A FE A3 00 B8 00 82 88  
 C588: AA 08 04 20 40 00 10 00 AF  
 C590: C2 22 0C 00 00 00 0C 20 AD  
 C598: C0 00 00 00 00 10 00 00 69  
 C5A0: 00 00 00 30 00 00 A0 0C 7D  
 C5A8: 00 2A 0F 00 2A 83 C0 0A 5A  
 C5B0: 90 D0 0A 94 54 02 D0 14 EB  
 C5B8: 02 FC 04 02 80 04 0A AA F6  
 C5C0: 94 2A AA 94 2A AA 80 2A 3E  
 C5C8: A2 80 2A A0 80 16 A0 80 6E  
 C5D0: 1A A0 00 0A A0 00 0A A0 E0  
 C5D8: 00 0A A0 00 0A A0 00 0A 38  
 C5E0: A0 00 2A A8 00 10 00 30 94



**IMPORTANT!** Letters on white background are Bug Repellent line codes. Do not enter them! Pages 85 and 86 explain these codes and provide other essential information on entering Ahoy! programs. Refer to these pages before entering any programs!

```

C5E8: 2A 00 F0 A8 03 C1 A8 0F 29
C5F0: 05 A0 15 17 A0 14 07 80 FE
C5F8: 10 3F 80 10 0A 80 16 AA 24
C600: A0 16 AA A8 02 AA A8 02 61
C608: 8A A8 02 0A A8 02 0A 94 90
C610: 00 0A A4 00 0A A0 00 0A 73
C618: A0 00 0A A0 00 0A A0 00 0E
C620: 0A A0 00 2A A8 10 00 14 C1
C628: 00 00 55 00 01 69 40 01 29
C630: 7E 40 01 BE 40 01 BD 40 ED
C638: 01 6E 40 01 BE 00 00 99 41
C640: 00 00 AE 00 00 24 00 00 13
C648: 18 00 00 2C 00 00 24 00 B0
C650: 00 38 00 00 1C 00 00 18 BC
C658: 00 00 1C 00 00 30 00 00 A4
C660: 00 00 00 0C 00 00 12 97 16
C668: 57 49 5A 41 52 44 20 4F AA
C670: 46 20 49 4D 0D 12 20 20 CC
C678: 20 20 9F 53 43 4F 52 45 D5
C680: 20 20 20 20 4C 49 56 45 32
C688: 53 20 20 20 20 4C 45 56 44
C690: 45 4C 20 20 20 20 48 49 34
C698: 47 48 20 0D 9A 12 1D 1D 3C
C6A0: 1D 1D 30 20 20 20 20 98 24
C6A8: 20 20 20 20 9E 20 20 33 3B
C6B0: 20 20 98 20 20 20 20 1E 28
C6B8: 20 20 31 20 20 98 20 20 43
C6C0: 20 20 81 20 20 20 20 20 23
C6C8: 00 9E D4 C8 C5 20 D7 C9 8C
C6D0: DA C1 D2 C4 20 CF C6 20 DB
C6D8: C9 CD 00 42 59 20 20 C2 0F
C6E0: 4F 42 20 D3 50 49 52 4B 9D
C6E8: 4F 00 C3 4F 50 59 52 49 90
C6F0: 47 48 54 20 28 C3 29 20 2A
C6F8: 31 39 38 35 00 00 00 00 D0
C700: 00 00 00 00 08 0C 13 1E 45
C708: 30 4C 79 C1 1E 30 4C 79 D3
C710: C1 2D 48 73 B8 50 69 99 C6
C718: 64 78 C8 32 00 00 00 00 EF

```

```

.15 PRINT"[CLEAR][BLACK][DOWN][5" "]INSTR
UCTIONS[BLUE][DOWN][DOWN]":PRINT" 1. LOA
D 1ST PROGRAM":PRINT"[DOWN] 2. SYS"A CA
.20 PRINT"[DOWN] 3. LOAD 2ND PROGRAM":PRI
NT"[DOWN] 4. SYS"A+19:PRINT"[DOWN] 5. SA AJ
VE AND VERIFY
.25 DATA165,43,133,251,165,44,133,252,166 CM
,45,202,202,134,43,165,46,133,44,96
.30 DATA165,251,133,43,165,252,133,44,96 KI

```

**VIC 20 BUG REPELLENT LINE CODES**

```

#1 :LO #4 :00 #7 :MK #15 :LE #30 :KI
#2 :00 #5 :JO #8 :LO #20 :BI
#3 :CC #6 :HI #10 :PG #25 :CM

```

**AUTOS: LEASING V. BUYING**

FROM PAGE 75

```

.10 PRINTCHR$(147),CHR$(144):POKE53281,14 NA
.20 PRINTTAB(9)"AUTO: LEASING VS BUYING" OA
.25 PRINTTAB(9):FOR J=1TO23:PRINT CHR$(18 MM
3);:NEXT:PRINT:PRINT
.30 PRINTTAB(13)"COST OF BUYING":PRINT:PR NH
INT
.35 PRINTTAB(3)"PLEASE ENTER DATA AS REQU JP
ESTED":PRINT:PRINT
.40 INPUT" ENTER THE PURCHASE PRICE $ ";P ND
P:PRINT
.50 INPUT" WILL YOU NEED FINANCING? Y/N"; ON
F$:PRINT:IF F$="N" THEN 190
.60 PRINT" DOWNPAYMENT INCLUDING TRADE-IN OL
"
.70 INPUT " ALLOWANCE $ ";DP:PRINT :LA=P HK
P-DP
.80 PRINT"[3" "]YOU WILL NEED TO BORROW $ HG
";LA:PRINT
.90 PRINT" WILL YOU NEED TO BORROW MORE T DE
0"
.95 PRINT" COVER SALES TAX, LICENSE, ETC JC
.?" LG
.100 INPUT"[4" "]Y/N";H$:PRINT EC
.105 IF H$="N" THEN LA=PP-DP: GOTO 140
.110 PRINT"[3" "]ENTER ADDITIONAL AMOUNT IE
BORROWED" MN
.120 INPUT "$ ";AB: LA=LA+AB :PRINT
.140 PRINT" ANNUAL PERCENTAGE INTEREST RA BG
TE?" CO
.150 INPUT "[5" "]"% ";R :PRINT
.160 IF R>1 THEN R=R/100 BD
.170 PRINT" LENGTH OF LOAN IN MONTHS." LD
.180 INPUT "[5" "]"MONTHS";M:PRINT NK
.185 IF M>60 THEN PRINT"SORRY,60 MONTH LI GP
MIT, PLEASE RE-ENTER":PRINT:GOTO 170
.190 INPUT" SALES TAX RATE % ";SX:PRINT BB
.200 IF SX>1 THEN SX=SX/100 CA
.210 INPUT" ANNUAL LICENSE FEE $ ";LC:PRI

```

**Auto-Append**

FROM PAGE 62

Bug Repellent line codes listed to right of program lines are for C-64 only! VIC 20 Bug Repellent line codes are listed at end of program.

```

.1 REM***** LO
.2 REM* * OO
.3 REM* AUTO-APPEND * PN
.4 REM* * OO
.5 REM* BY * IA
.6 REM* WILLIAM BRAUN * GJ
.7 REM* 1984 * MK
.8 REM***** LO
.10 POKE55,225:POKE56,PEEK(56)-1:A=PEEK(5 XT
6)*256+226:FORX=0TO27:READD:POKEA+X,D:NE

```



NT	MD	SPC(SP)X\$	NN
•220 PRINT" WHAT TYPE OF CAR ARE YOU BUYING?":PRINT	FO	•675 PRINTTAB(28);:FOR K=1TO9:PRINTCHR\$(183);:NEXT:PRINT:PRINT	AD
•230 PRINT"[3" "]"1. STANDARD"	FF	•680 DF=LT-TT:X\$=STR\$(DF):GOSUB 3000	FD
•240 PRINT"[3" "]"2. COMPACT"	MN	•690 IF DF>0 THEN PRINT"[5" "]"BUYING IS CHEAPER BY \$";SPC(SP)X\$	OB
•250 PRINT"[3" "]"3. SUBCOMPACT?":PRINT	PJ		
•260 INPUT"PLEASE ENTER NUMBER";N:PRINT	KO	•700 IF DF<0 THEN PRINT"[5" "]"LEASING IS CHEAPER BY \$";SPC(SP)VAL(X\$)*-1	PG
•270 PRINT" DO YOU ITEMIZE YOUR DEDUCTIONS FOR"	PO	•900 END	IC
•280 INPUT" INCOME TAX PURPOSES? Y/N";Y\$:PRINT	LN	•1000 REM COST OF BUYING CALCULATIONS	JN
•290 IF Y\$="N" THEN 320	IJ	•1010 YR=M/12:MR=R/12:T=INT(YR) :TT=0:TD=0	GG
•300 PRINT" ENTER YOUR TAX BRACKET RATE"	HF	•1015 XL=(PP*(1+.055)[UPARROW]YR)-PP	BF
•310 INPUT"%";TX:PRINT	KM	•1020 LI=(DP*(1+.055)[UPARROW]YR)-DP	HA
•320 IF TX>1 THEN TX=TX/100	AN	•1025 IF LA=0 THEN 1070	HP
•370 PRINTCHR\$(147)	FG	•1030 F=(MR*(1+MR)[UPARROW]M)/((1+MR)[UPARROW]M-1)	NB
•380 PRINTTAB(12)"COST OF LEASING"	DB		NH
•390 PRINTTAB(12):FORK=1TO15:PRINTCHR\$(183);:NEXT:PRINT:PRINT	NO	•1040 MP=F*LA	JF
•400 PRINTTAB(3)"PLEASE ENTER DATA AS REQUESTED":PRINT:PRINT	JP	•1050 IX=(MP*M)-LA	EI
•410 PRINT" ENTER SECURITY DEPOSIT REQUIRED"	GF	•1060 IS=IX*TX	AC
•415 INPUT"[5" "]"\$";SD:PRINT	BN	•1070 SS=(SX*PP)*TX	KJ
•420 PRINT" ENTER MONTHLY LEASE PAYMENT"	HD	•1075 IF T>5 THEN PRINT"SORRY, 60 MONTH LIMIT":END	MI
•425 INPUT"[5" "]"\$";ML:PRINT	ED	•1080 IF N=1 THEN GOSUB 2000	LK
•430 PRINT" FOR HOW MANY MONTHS?"	DG	•1090 IF N=2 THEN GOSUB 2100	LM
•435 INPUT"[5" "]"MONTHS";NP:PRINT:IF F\$="N" THEN M=NP	CH	•1100 IF N=3 THEN GOSUB 2200	DC
•440 PRINT" DOWNPAYMENT OR ADDITIONAL PAYMENT"	ON	•1110 LC=LC*YR	IM
•450 INPUT"[5" "]"\$";AP:PRINT	BL	•1120 RETURN	LP
•460 INPUT" ANNUAL LICENSE FEE \$";LF:PRINT	JH	•1300 REM COMPUTE COST OF LEASING	DA
•470 GOSUB 1000	FO	•1310 TL=ML*NP	AC
•480 GOSUB 1300	FB	•1320 T1=INT(NP/12)	BM
•510 GOSUB 1500:PRINT:PRINT	CH	•1330 IL=(SD*(1+.055)[UPARROW]T1)-SD	DH
•520 INPUT"PRESS 'C' TO CONTINUE";C\$	GP	•1340 IA=(AP*(1+.055)[UPARROW]T1)-AP	PK
•530 GOSUB 1800:PRINT:PRINT	PO	•1350 LF=LF*T1	IM
•540 INPUT"PRESS 'C' TO CONTINUE";C\$	GP	•1360 RETURN	JF
•550 PRINTCHR\$(147):POKE 53280,2	IN	•1500 REM DISPLAY BUYING RESULTS	FG
•560 PRINTTAB(5)"COMPARISON: LEASING VS. BUYING"	DL	•1505 PRINTCHR\$(147)	BD
•570 PRINTTAB(5):FORK=1TO30:PRINTCHR\$(183);:NEXT:PRINT:PRINT	ND	•1510 PRINTTAB(13)"COST OF BUYING"	HM
•590 MP=INT(MP*100+.5)/100:X\$=STR\$(MP):GOSUB 3000	GC	•1515 PRINTTAB(13);:FOR K=1TO14:PRINTCHR\$(183);:NEXT:PRINT:PRINT	LE
•600 PRINT"YOUR MONTHLY LOAN PAYMENTS WOULD BE:":PRINT	HK	•1520 IF F\$="N" THEN 2500	LO
•610 PRINTTAB(10)"\$";X\$:PRINT	LC	•1525 DP=INT(DP):X\$=STR\$(DP):GOSUB 3000:T T=TT+DP	IF
•620 PRINT"YOUR MONTHLY LEASE PAYMENT WOULD BE:":PRINT	AD	•1530 PRINT"DOWNPAYMENT[18"."]"\$";SPC(SP)X\$	HO
•630 PRINTTAB(10)"\$";ML:PRINT:PRINT	ID	•1540 LI=INT(LI):X\$=STR\$(LI):GOSUB 3000:T T=TT+LI	ED
•640 X\$=STR\$(TT):GOSUB 3000	IJ	•1550 PRINT"INTEREST LOST ON DOWNPAYMENT."";SPC(SP)X\$	AI
•650 PRINT"THE NET COST OF BUYING IS \$";SPC(SP)X\$:PRINT	AF	•1560 TP=(M*MP)-AB:TP=INT(TP):X\$=STR\$(TP):GOSUB 3000 :TT=TT+TP	HK
•660 X\$=STR\$(LT):GOSUB 3000	IB	•1570 PRINT"TOTAL PAYMENTS ON LOAN[8"."]"\$";SPC(SP)X\$	EH
•670 PRINT"THE NET COST OF LEASING IS \$";		•1575 PRINT"[SS][SS](AUTO PORTION ONLY)	PH
		•1580 SA=SX*PP:SA=INT(SA):X\$=STR\$(SA):GOSUB 3000: TT=TT+SA	MP
		•1590 PRINT"SALES TAX ON PURCHASE[9"."]"\$";SPC(SP)X\$	







,S*16+C:POKE648,0	LM	•420 V=ASC(A\$)-49:IFV<0ORV>G(A)THEN410	AM
•90 FORI=53236TO53245:READA:POKEI,A:NEXT	DE	•430 PRINT" ";:RETURN	OA
•91 POKE53246,PEEK(792):POKE53247,PEEK(793):POKE792,244:POKE793,207:GOTO1000	HG	•450 PRINTLEFT\$(P\$(I),J):PRINTRIGHT\$(P\$(I),LEN(P\$(I))-J):RETURN	HG
•95 POKE56334,PEEK(56334)AND254:POKE1,PEEK(1)AND251:SYS49152	NE	•500 FORA=0TO14:AA=A+1:PRINT"[CLEAR][BLUE][DOWN]"AA;G\$(A)"[DOWN][c 5]"	CD
•96 POKE1,PEEK(1)OR4:POKE56334,PEEK(56334)OR1:RETURN	FN	•510 ONAAGOSUB1000,1200,1400,1600,1800,2000,2200,2400,2600,2800,3000,3200,3400	BF
•97 DATA169,0,133,251,133,253,169,208,133,252,169,240,133,254,162,16	DL	•520 IFA=13THENGOSUB3600	NE
•98 DATA160,0,177,251,145,253,136,208,249,230,252,230,254,202,208,240,96	DL	•525 IFA=14THENGOSUB3800	PD
•99 DATA72,169,4,141,136,02,104,108,254,207	AJ	•530 NEXT	IA
•100 FORI=1TO74:READW\$(I):NEXT	HL	•600 PRINT"[CLEAR][DOWN][DOWN][BLUE]"F\$":SCRIPT CHARACTERISTICS[DOWN][c 5]":FORI=0TO14	ON
•110 PRINT"[CLEAR][c 4]"TAB(17)"[7]"[DOWN]"[RVSON]SCRIPT":PRINTTAB(16)"[DOWN][RVSON]ANALYSIS	HH	•610 PRINT"[c 5]"G\$(I)": [c 4]";:IFI=4THEN650	BP
•114 PRINTTAB(13)"[4]"[DOWN]"[RVSON]BY BOB SPIRKO"	IG	•620 IFLEN(P\$(I))<24THEN650	BJ
•120 FORI=0TO14:READG\$(I),G(I):NEXT	EH	•630 FORJ=20TO40:IFMID\$(P\$(I),J,1)=","THENGOSUB450:GOTO660	JD
•140 E=8:FORI=1TO49:READL:FORJ=1TO8:READK:POKEPC+L*E+J,K:NEXT:NEXT	GG	•640 NEXTJ	MM
•150 PRINT"[HOME]"TAB(19)"[8]"[DOWN]"[BACKARROW] [EP]":PRINTTAB(20)"[DOWN]"	GC	•650 PRINTP\$(I)	KN
•155 PRINTTAB(13)"[DOWN][DOWN][UPARROW][UPARROW] [UPARROW][5" "[UPARROW]":PRINTTAB(14)"[DOWN]][6" "[EP]"	BN	•660 NEXTI:IFA\$="T"ORA\$="D"THENPRINTK\$:GOTO745	DC
•160 FORI=1TO53:READL:FORJ=1TO8:READK:POKEPC+L*E+J,K:NEXT:NEXT	LF	•700 M=0:N=0:FORI=1TO74:IFP(I)=.THEN740	FH
•170 FORI=0TO14:FORJ=0TOG(I):READT\$(I,J):NEXT:NEXT	PJ	•720 IFP(I)>2THENM=M+1:T1(M)=I:GOTO740	PC
•180 FORI=0TO14:FORJ=0TOG(I):READT(I,J):FORK=0TOT(I,J):READW(I,J,K)	OC	•730 IFP(I)=2THENN=N+1:T2(N)=I	LN
•190 NEXT:NEXT:NEXT	BO	•740 NEXT:PRINTK\$	ME
•200 INPUT"[CLEAR][c 5][DOWN][DOWN]FILENAME";F\$:PRINT"[DOWN][c 1]N[c 5]EW OR [c 1]L[c 5]OAD?"	PI	•745 GETA\$:IFA\$=""THEN745	KF
•220 GETA\$:IFA\$=""THEN220	DN	•746 PRINT"[CLEAR][BLUE]"F\$": ANALYSIS"	OK
•230 IFA\$="L"THEN4000	HL	•750 Y=44:PRINT"[DOWN][DOWN][c 4]DOMINANT TRAITS:[c 5]";	GC
•240 PRINT"[DOWN][c 1]L[c 5]EFT- OR [c 1]R[c 5]IGHTHANDED?"	LO	•760 FORI=1TOM:X\$=W\$(T1(I)):Y=Y-2*(I=M):GOSUB950	EN
•242 GETH\$:IFH\$=""THEN242	KE	•770 NEXT:Y=44:PRINT:PRINT"[c 4][DOWN]OTHER TRAITS:[c 5]";	NH
•245 IFH\$="L"THEN500	HN	•780 FORI=1TON:X\$=W\$(T2(I)):Y=Y-2*(I=N):GOSUB950:NEXT	OB
•250 H\$="R":GOTO500	GI	•800 PRINT:PRINT"[4]"[DOWN]"[c 1][3" "]E[c 5]ND[3" "] [c 1]D[c 5]ISK[3" "] [c 1]T[c 5]APE[3" "] [c 1]P[c 5]RINTER[3" "] [c 1]R[c 5]UN[c 7]":PRINTTAB(3)	KO
•300 B=VAL(A\$)-1:FORC=0TOT(A,B):P(W(A,B,C))=P(W(A,B,C))+1:NEXT:RETURN	CP	•810 PRINT"[RVSOFF][c B][LEFT]";:GETA\$:IFA\$=""THENPRINT"[RVSON][c B][LEFT]";:GOTO810	MF
•333 GETB\$:IFB\$=""THEN333	NF	•820 PRINT" [LEFT]";:IFA\$="D"ORA\$="T"THEN4100	AC
•337 IFB\$<>"1"THENRETURN	FI	•830 IFA\$="P"THEN4200	JE
•339 P\$=P\$+T\$(A,B)+CO\$:A\$=CHR\$(B+49):GOSUB300:RETURN	BJ	•840 IFA\$="R"THEN900	HJ
•344 PRINTTAB(5)T\$(A,B)": [RVSON]";:RETURN	FJ	•850 IFA\$="E"THENEND	FI
•400 PRINT"[c 4]":FORB=0TOG(A):PRINTTAB(7)RIGHT\$(STR\$(B+1),1)". "T\$(A,B):NEXT	JM	•860 GOTO810	CN
•405 PRINT"[c 7]"TAB(7);	LL	•900 FORI=1TO74:P(I)=0:NEXT:FORI=0TO13:P\$(I)="" :NEXT:H\$="" :P\$="" :GOTO200	FA
•410 PRINT"[RVSON][c B][LEFT]";:GETA\$:PRINT"[RVSOFF][c B][LEFT]";:IFA\$=""THEN410	KM	•950 IF(LEN(X\$)+2)>39-POS(0)THENPRINT	OD
	PB	•960 PRINTCHR\$(32)X\$CHR\$(Y);:RETURN	AH
		•1000 PRINTTAB(21)"[BLACK][BACKARROW]"TAB(29)"[RVSON]'[c 5]"	HA
		•1010 PRINT"SCRIPT MAY BE [RVSON][BLACK]VERTICAL[RVSOFF][c 5] OR [c 5][RVSON][BLA	



CK)%!\$%&#[[c 5][RVSOFF] OR"	MG	9*I)I+1;;NEXT:PRINT:PRINT	KB
•1015 PRINT"IT MAY SLANT TO THE LEFT.":PRINT	AH	•1299 GOSUB400:GOSUB300:P\$(A)=T\$(A,V):RET	DD
•1020 PRINT"SLANT CAN ALSO VARY. FOR INST	OH	•1400 PRINT"THE SIZE OF HANDWRITING IS JU	JN
ANCE,"		DGED BY"	
•1030 PRINT"SOME LETTERS MAY BE VERTICAL	AK	•1410 PRINT"SIZE OF THE MIDDLE ZONE LETTE	FC
WHILE"		RS SUCH AS"	
•1050 PRINT"OTHERS ARE SLANTED. IF THE SA	BO	•1420 PRINT"[RVSON][BLACK]A[c 5][RVSOFF],	
MPL"		[RVSON][BLACK]E[c 5][RVSOFF], [RVSON][B	
•1060 PRINT"HAS MORE THAN ONE SLANT OR TH	CA	LACK]M[c 5][RVSOFF], AND [RVSON][BLACK]V	EI
E SLANT"		[c 5][RVSOFF]; LETTERS WITHOUT"	
•1070 PRINT"APPEARS INCONSISTENT THEN IT'	KG	•1430 PRINT"UPPER OR LOWER LOOPS. AVERAGE	AK
S"		D-SIZED"	
•1080 PRINT"CONSIDERED IRREGULAR.":PRINT	JB	•1440 PRINT"HANDWRITNG IS ABOUT 3 ML. HIG	IB
•1085 PRINT"OF THE FOLLOWING CHOSE THE ON	MG	H. SELECT THE APPROPRIATE SIZE:"	
E"		•1460 PRINTTAB(9)"[DOWN][DOWN][BLACK][RVS	
•1090 PRINT"THAT CLOSELY MATCHES THE SLAN	JB	ON][c D][RVSOFF] [BACKARROW]":C\$=CHR\$(2	IJ
T:"K\$		34)	
•1095 GETA\$:IFA\$=""THEN1095	KB	•1470 PRINTTAB(5)"[RVSON][c +][c M][c EP][	
•1100 PRINT"[CLEAR][BLUE]"	JK	sEP]C\$" LARGE [c I][c T][c @][c G] [	IP
•1110 PRINTTAB(17)"3 4 5":PRINTTAB(13)"2[		c *][c K]"	
3" "[c M] [s B] [c G][3" "]:PRINTTAB(	MO	•1480 PRINTTAB(5)"[RVSON][c Q][RVSOFF]"TA	CA
14)"[s I][3" "][c G][s -][c M][3" "][s U		B(15)"	
]"		•1490 PRINTTAB(7)"[DOWN]1[6" "]:2[6" "]:3[4	LD
•1120 PRINTTAB(11)"1[3" "][s J] [s T][s	LP	" "]:4"	
-][s Y] [s K][3" "]:PRINTTAB(12)"[s M		•1499 GOSUB400:GOSUB300:P\$(A)=T\$(A,V):RET	DD
] [s I] [s G][s -][s H] [s U] [s N]"	KF	URN	
•1130 PRINTTAB(13)"[s M] [s J] [3" [s -]"		•1600 PRINT"CONTINUITY REFERS TO THE DEG	GO
] [s K] [s N]":PRINTTAB(14)"[s M] [s I]		REE OF"	
[s H][s -][s G] [s U] [s N]"		•1610 PRINT"CONNECTEDNESS BETWEEN LETTERS	LH
•1140 PRINTTAB(15)"[s M] [s J][s Y][s -][	DH	. IF THE"	
s T][s K] [s N]":PRINTTAB(16)"[s M][s I]		•1620 PRINT"WRITING IS MOSTLY OR ENTIRELY	HH
[c M][s -][c G][s U][s N]":PRINTTAB(17)"		CONNECTED"	
[s M][s J][s -][s K][s N]"	HP	•1630 PRINT"THEN PRESS 1. IF IT IS MOSTLY	IM
•1150 PRINTTAB(18)"[s M][s -][s N]":PRINT		"	
TAB(8)"[23" [c Y]"	MI	•1635 PRINT"OR ENTIRELY DISCONNECTED THEN	CC
•1160 GOSUB400:IFH\$="L"THENA\$=MID\$("76543	IL	PRESS 2."	
21",VAL(A\$),1)		•1640 PRINT"IF IT IS ABOUT EQUALLY CONNec	OL
•1170 GOSUB300:P\$(A)=T\$(A,V):RETURN	KH	TED AND"	
•1200 PRINT"THE BASELINE IS THE IMAGINARY		•1650 PRINT"DISCONNECTED THEN PRESS 3."	DF
LINE THAT"	JK	•1660 PRINTTAB(30)"[DOWN][DOWN][BLACK][UP	DF
•1210 PRINT"WE WRITE ON. SOME WRITERS HAV		ARROW]"	
E LINES"	FJ	•1670 PRINT" [RVSON]CONNECTED [s Q][s R	BM
•1220 PRINT"THAT ARE STRAIGHT AS A RULER		]S[s S][s T][s U][s U][s V][s S][s W][s	
WHILE"	DN	V][s Q] [s S][s T]MBI[s W][s R]ON"	
•1230 PRINT"OTHERS HAVE TROUBLE WRITING A	PO	•1680 PRINTTAB(7)"[DOWN]1"TAB(19)"2"TAB(3	DH
STRAIGHT"		1)"3[DOWN][DOWN]"	
•1240 PRINT"LINE EVEN WHEN THEY HAVE GUID	GF	•1699 GOSUB400:GOSUB300:P\$(A)=T\$(A,V):RET	DD
E LINES.[DOWN][DOWN][BLUE]"		URN	
•1260 S\$=" [c A][5" [s *]][c S]":FORI=1T		•1800 PRINT"THESE ARE A FEW STYLES OF"	CE
04:PRINTS\$;:NEXT:PRINT		•1805 PRINT"WRITING. ROUND SCRIPT APPEARS	FC
•1270 S\$="[s -][c 4][5" [s C]][BLUE][s -]		ROUND IN"	
[s -][c 4][s R][s F][s C][s D][s E][BL		•1810 PRINT"IN EVERY WAY. THE TOPS OF LET	PM
UE][s -] [s -][c 4][s E][s D][s C][s F]		TERS AND"	
[s R][BLUE][s -] [s -][c 4][s C][s F][s	EH	•1815 PRINT"THE CONNECTING STROKES ARE RO	BC
C][s F][s C][BLUE][s -]"		UND.":PRINT	
•1280 FORI=0TO3:PRINTTAB(2)S\$:NEXT	GM	•1820 PRINT"WHEREAS ANGULAR SCRIPT CONTAI	GD
•1290 PRINT"[c 4] "":FORI=0TO3:PRINTTAB(4+		NS LETTERS"	



•1825 PRINT"THAT ARE ALL POINTED. OFTEN A SAMPLE"	HN	SO WIDE"	JN
•1830 PRINT"IS NEITHER ENTIRELY ROUND OR ANGULAR"	GB	•2120 PRINT"THAT A ANOTHER LINE COULD BE PLACED"	FE
•1835 PRINT"BUT A COMBINATION OF BOTH.":PRINT	LG	•2130 PRINT"BETWEEN THEM THEN PRESS 1.":PRINTK\$	AC
•1840 PRINT"INFREQUENTLY, YOU'LL FIND HANDWRITING"	KL	•2140 GETA\$:IFA\$=""THEN2140	KB
•1845 PRINT"THAT IS ORIGINAL OR ARTISTIC: THE"	IF	•2199 PRINT"[CLEAR][4][DOWN]":GOSUB400:GOSUB300:P\$(A)=T\$(A,V):RETURN	BD
•1847 PRINT"LETTERS ARE UNUSUAL OR UNCONVENTIONAL."	GN	•2200 PRINT"LEFT AND RIGHT MARGINS ARE TYPICALLY"	HB
•1850 PRINT"BUT DON'T MISTAKE SUPERFLUOUS LOOPS"	JK	•2210 PRINT "ABOUT ONE INCH WIDE. OFTEN THEY ARE"	KI
•1855 PRINT"AND FLOURISHES AS BEING ORIGINAL."K\$	EF	•2220 PRINT"MADE WIDER OR NARROWER, OR ARE"	MC
•1860 GETA\$:IFA\$=""THEN1860	LJ	•2230 PRINT"DIFFERENT WIDTHS. CHOSE ONE THEY ARE"	BM
•1870 PRINT"[CLEAR][c 4][3][DOWN]"TAB(18)"[RVSON][s I][RVSOFF]TAB(26)+"[RVSON]"	FP	•2240 PRINT"FOLLOWING. IF IT DOES NOT FIT IN ANY"	MH
•1875 PRINTTAB(4)"[RVSON]XOUND"SPC(5)"[s B][s C][s D][s E][s F][s B][s G]"SPC(5)"*\$&[#["	FK	•2250 PRINT"CATEGORY, EG,A MARGIN MAY BE NARROW AT"	NN
•1880 PRINTTAB(16)"[RVSON][s H]":PRINTTAB(6)"1"TAB(17)"2"TAB(29)"3":PRINT"[c 4]"	BM	•2260 PRINT"AT THE TOP AND WIDE AT THE BOTTOM, THEN PRESS 6.":PRINTK\$	JP
•1900 FORB=0TO3:PRINTTAB(7)RIGHT\$(STR\$(B+1),1)". T\$(A,B):NEXT	KF	•2265 GETA\$:IFA\$=""THEN2265	NL
•1910 GOSUB405:GOSUB300:P=T\$(A,V):PRINT	HB	•2270 PRINT"[CLEAR]"	HH
•1920 PRINT"[DOWN][DOWN][c 5]WHICH BEST DESCRIBES THE HANDWRITING?[c 4][DOWN]"	FI	•2280 S\$="[BLUE][c G][c 4][6][s C]""[BLUE][c M][3" "[s Y][c 4][7][s F]""[BLUE][s T] [s B][c 4] [4][s C]"" [BLUE][s B]":FORI=1TO5:PRINTTAB(5)S\$:NEXT	NP
•1930 FORB=4TO5:PRINTTAB(7)RIGHT\$(STR\$(B-3),1)". T\$(A,B):NEXT	CK	•2290 PRINTTAB(8)"[BLACK]1"TAB(20)"2"TAB(30)"3[DOWN]"	KJ
•1940 GOSUB405:IFV>1THENPRINT"[LEFT]";:GOTO1940	DC	•2300 S\$="[BLUE][s B] [c 4][5][s C]""[BLUE][s H][3" "[s H][c 4][6][s F]"" [BLUE][s B]":FORI=1TO5:PRINTTAB(5)S\$:NEXT	FL
•1950 A\$=CHR\$(V+52):GOSUB300:P\$(A)=P\$+"", "+T\$(A,V+4):RETURN	FN	•2310 PRINTTAB(8)"[BLACK]3"TAB(20)"4[DOWN]"	DP
•2000 PRINT"LINES CAN BE FAR APART OR SO CLOSE"	NH	•2399 GOSUB400:GOSUB300:P\$(A)=T\$(A,V):RETURN	DD
•2010 PRINT"TOGETHER THAT THE LOWER LOOPS OF ONE"	GM	•2400 PRINT"PRESSURE IS SOMETIMES DIFFICULT TO[6" "]ASSESS. FOR HEAVY";	PM
•2020 PRINT"LINE TANGLES WITH THE UPPER LOOPS OF"	PO	•2410 PRINT" PRESSURE, TURN THE[4" "]PAGE OVER AND SEE OR EVEN FEEL IF THE ";	KD
•2030 PRINT"THE LINE BELOW:"	JO	•2430 PRINT" PEN HAS LEFT INDENTATIONS IN THE PAPER."	CG
•2040 PRINTTAB(13)"[RVSON][BLACK]DRAGGING":PRINTTAB(16)"[s A][PI] [s A]"	DD	•2440 PRINT"[DOWN]LIGHT PRESSURE APPEARS AS DELICATE OR"	IH
•2050 PRINTTAB(12)"[RVSON]TANGLED[RVSOFF][RVSON]LINES":PRINTTAB(15)"[PI]"	CF	•2450 PRINT"FAINT HANDWRITING. IF PRESSURE APPEARS TO BE NEITHER HEAVY OR ";	PB
•2060 PRINT"[DOWN][c 5]IF THE LINES ARE VERY TANGLED THEN"	OM	•2470 PRINT"LIGHT[s *][s *]OR YOU[4" "]SIMPLY CAN'T TELL[s *][s *]THEN PRESS 3.[DOWN][DOWN]"	IG
•2070 PRINT"PRESS 5. IF THE LINES ARE NARROW BUT"	NH	•2499 GOSUB400:GOSUB300:P\$(A)=T\$(A,V):RETURN	DD
•2080 PRINT"ONLY A FEW LOOPS ARE TANGLED PRESS 4."	AJ	•2600 PRINT"SPEED IS ALSO DIFFICULT TO DETERMINE.[3" "]SLOW WRITING IS OFTEN ";	AL
•2090 PRINT"IF LINES ARE CLOSE BUT NOT TOUCHING"	PB	•2610 PRINT"DISCONNECTED AND CONTAINS AWKWARD OR FLOURISHED FORMS."	HH
•2100 PRINT"PRESS 3. IF THE LINES ARE WIDE PRESS 2."	GC	•2650 PRINT"IT'S ARE CAREFULLY CROSSED AND I'S DOTTEDPRECISELY."	DO
•2110 PRINT"IF THE SPACE BETWEEN LINES IS			



•2660 PRINT"[DOWN]FAST SCRIPT IS MOSTLY C	OE	[c 4]A[c 5][RVSOFF] AND [RVSON][c 4]O[RV	
ONNECTED AND[5" "]CONTAINS NATURAL, ";		SOFF][c 5]. THESE[4" "]ARE USUALLY CLOSE	
•2680 PRINT"AND UNCOMPLICATED[5" "]FORMS	BK	D:";	MO
T-BARS AND I-DOTS MAY BE PLACED TO ";		•3010 PRINT" [RVSON][c 4]OVA4S[RVSOFF][c	
•2685 PRINT"THE RIGHT. FAST WRITING IS US	EL	5]. BUT SOMETIMESTHEY HAVE OPENINGS AT T	LB
UALLY[3" "]INCLINED."		HE TOP: [RVSON][c 4]QV@4S"	
•2690 PRINT"[DOWN]IF THE WRITING APPEARS	CC	•3040 PRINT"[c 5][DOWN]IF MOST OR ALL THE	FD
NEITHER FAST OR"		OVALS ARE CLOSED"	
•2700 PRINT"SLOW OR YOU'RE NOT SURE, THEN	LL	•3050 PRINT"THEN PRESS 1. IF MOST OR ALL	NB
PRESS 3."		OVALS"	
•2799 GOSUB400:GOSUB300:P\$(A)=T\$(A,V):RET	DD	•3060 PRINT"ARE OPEN PRESS 2. IF THEY ARE	
URN		EQUALLY":PRINT"PRESENT PRESS 3.[DOWN][D	IA
•2800 PRINT"UPPER ZONES REFER TO THE UPPE	ND	OWN]"	
R LOOPS ON"		•3099 GOSUB400:GOSUB300:P\$(A)=T\$(A,V):RET	DD
•2805 PRINTTAB(16)"[c 4][UPARROW] [UPARR	MN	URN	
OW][6" "][BACKARROW]"		•3200 PRINT"T-BARS ARE THE STROKES THAT C	
•2810 PRINT"[c 5]LETTERS SUCH AS [RVSON][	KL	ROSS THE[3" "]LETTER T. OF THE FOLLOWING	JM
c 4]B[c 5][RVSOFF], [RVSON][c 4]H[c 5][R		";	
VSOFF], AND [RVSON][c 4]L[c 5][RVSOFF].		•3220 PRINT" CHOSE THE[4" "]LENGTH WHICH	BE
THE"	OP	IS THE MOST PRAVALENT:"	
•2820 PRINT"LOWER ZONE CONSISTS OF THE LO		•3230 PRINT"[BLACK][DOWN][DOWN]"TAB(10)"[	LC
WER LOOPS"		RVSON]T"TAB(20)"12"TAB(30)"3[DOWN]"	
•2830 PRINT"ON LETTERS SUCH AS [RVSON][c	IA	•3235 PRINTTAB(10)"1"TAB(20)"2"TAB(30)"3[	LK
4]G[c 5][RVSOFF], [RVSON][c 4]P[c 5][RVS		DOWN][DOWN][c 4]"	
OFF], AND [RVSON][c 4]Y[c 5][RVSOFF]."	LP	•3240 FORB=0TO2:PRINTTAB(7)RIGHT\$(STR\$(B+	AG
•2840 PRINTTAB(19)"[c 4]] [EP][6" "]]"		1),1)". "T\$(A,B):NEXT	LP
•2845 PRINT"[c 5]TYPICALLY UPPER AND LOWE	JB	•3245 GOSUB405:GOSUB300:P\$=T\$(A,V)+", "	
R ZONES ARE[5" "]ABOUT THE SAME HEIGHT O		•3250 PRINT"[CLEAR][c 5]T-BARS ALSO VARY	LD
R";	OD	IN POSITION. IF ANY OF THE FOLLOWING APP	
•2846 PRINT" HIGHER THAN THEMIDDLE ZONE.		EAR";	
IF THE ZONES ARE ABOUT[5" "]EQUAL";	KA	•3255 PRINT" DISTINCTLY AT[6" "]LEAST THR	BH
•2870 PRINT" PRESS 1. IF THE THE ZONES VA		EE TIMES IN THE SAMPLE THEN"	
RY[4" "]THEN PRESS 6.[DOWN]"	MK	•3265 PRINT"PRESS 1. IF NOT THEN PRESS AN	NF
•2885 PRINT"IF EITHER UPPER OR LOWER ZONE		Y:[c 4][DOWN][DOWN]"	
IS SHORT THEN CONSIDER IT BEING ";	JL	•3270 B=3:GOSUB344:PRINT"4":GOSUB333:PRIN	PE
•2895 PRINT"NORMAL. IF BOTH ZONES ARE SH	LF	T	
ORT THEN PRESS 5."K\$	NB	•3275 B=4:GOSUB344:PRINT"05":GOSUB333:PRI	BF
•2900 GETA\$:IFA\$=""THEN2900		NT	
•2910 PRINT"[CLEAR][c 4]":S\$="[RVSON]4044	NM	•3280 B=5:GOSUB344:PRINT"62":GOSUB333	LD
YGAG"		•3290 B=6:PRINTTAB(12)"[RVSON]7":GOSUB344	FO
•2920 PRINTTAB(5)"< <<"TAB(15)"> >>"TAB(2	OL	:PRINT"4":GOSUB333:PRINT:B=7:GOSUB344	
5)"< <<"	OH	•3300 PRINT"[RVSON]8":GOSUB333:P\$(A)=LEFT	IH
•2930 FORI=5TO25STEP10:PRINTTAB(I)S\$;:NEX	CL	\$(P\$,LEN(P\$)-2):P\$="" :LL=0:RETURN	
T:PRINT	FF	•3400 PRINT"I-DOTS ARE INTERPRETED IN A S	KE
•2940 PRINTTAB(9)"]] ]"TAB(19)"]] ]"TAB(2		IMILAIR WAYTO T-BARS. IF ANY OF THE";	
9)"[PI][PI] [PI][DOWN]"	OH	•3420 PRINT" FOLLOWING[6" "]APPEARS DISTI	EM
•2950 PRINTTAB(9)"1"TAB(19)"2"TAB(29)"3[D		NCTLY MORE THAN TWICE THEN"	
OWN]"	CL	•3430 PRINT"PRESS 1. IF NOT PRESS ANY:[DO	HM
•2960 PRINTTAB(5)">[SS]>>"TAB(25)"< >"		WN][DOWN][c 4]"	
•2970 FORI=5TO25STEP10:PRINTTAB(I)S\$;:NEX	OL	•3450 FORF=0TO5:B=F:GOSUB344:PRINTCHR\$(20	ND
T:PRINT		2+F):GOSUB333:PRINT	OA
•2980 PRINTTAB(9)"[PI][PI] [PI]"TAB(19)"=	IF	•3460 NEXT:IFP\$=""THENRETURN	HK
= ="TAB(29)"[PI] =[DOWN]"		•3470 P\$(A)=LEFT\$(P\$,LEN(P\$)-2):RETURN	
•2990 PRINTTAB(9)"4"TAB(19)"5"TAB(29)"6[D	CG	•3600 PRINT"BEGINNING STROKES ARE THE STR	CA
OWN]"		OKES AT[4" "]THE BEGINNING OF WORDS:"	
•2999 GOSUB400:GOSUB300:P\$(A)=T\$(A,V):RET	DD	•3620 PRINT"[RVSON][c 4]THE -COMMODORE -C	NJ
URN		OMPUTER[RVSOFF]":PRINTTAB(19)"[EP]"	
•3000 PRINT"OVALS ARE THE LETTERS [RVSON]		•3630 PRINT"[c 5]IF MOST OR ALL ALL HAVE	



BEGINNING[7" "]STROKES THEN PRESS 1."	JJ	FI/5=INT(I/5)THENPRINT#4	MB
•3640 PRINT"PRESS 2 IF THEY ARE MOSTLY AB SENT:"	IF	•4255 NEXT:PRINT#4,W\$(T1(M))D\$N\$	GP
•3650 PRINT"[RVSON][c 4][s W]HE [s S]OMMO DORE [s S]OMPUTER[RVSOFF]":PRINTTAB(17)" [EP]"	LN	•4270 FORI=1TON-1:PRINT#4,W\$(T2(I))CO\$;:I FI/5=INT(I/5)THENPRINT#4	JF
•3660 PRINT"[c 5]IF THEY BOTH APPEAR EQUA LLY PRESS 3.[3"[DOWN]"]"	OH	•4275 NEXT:PRINT#4,W\$(T2(N))D\$N\$	GL
•3699 GOSUB400:GOSUB300:P\$(A)=T\$(A,V):RET URN	DD	•4280 CLOSE4:GOTO746	DH
•3800 PRINT"THE HEIGHT OF CAPITALS IS DET ERMINED IN"	OO	•5000 DATA AESTHETIC,AFFECTIONATE,AGGRESS IVE,A LOOF,AMBITIOUS	BO
•3810 PRINT"RELATIONSHIP TO THE MIDDLE ZO NE."	FP	•5010 DATA AMIABLE,ANXIOUS,ARDENT,ARROGAN T,ASSERTIVE	KN
•3820 PRINT"MEDIUM SIZED CAPITALS ARE ABO UT TWICE"	PG	•5020 DATA BALANCED,CALM,CAREFUL,CARELESS ,CAUTIOUS	OI
•3830 PRINT"THE HEIGHT OF MIDDLE ZONE LET TERS. TALL"	FA	•5030 DATA CONFUSED,CONSCIENTIOUS,CONSERV ATIVE,CONVENTIONAL,CRITICAL	NI
•3840 PRINT"OR SHORT CAPITALS ARE TALLER OR SHORTER"	EK	•5040 DATA DIFFIDENT,DILIGENT,EMOTIONAL,E NERGETIC,ENTERPRISING	AF
•3850 PRINT"THEN THE MIDDLE ZONE.[DOWN][D OWN]"]	EJ	•5050 DATA EXCITABLE,EXTRAVAGANT,EXTROVER TED,FASTIDIOUS,FLEXIBLE	PD
•3899 GOSUB400:GOSUB300:P\$(A)=T\$(A,V):RET URN	DD	•5060 DATA FRUGAL,GENEROUS,IDEALISTIC,ILL OGICAL	BG
•4000 PRINT"[DOWN][c 1]D[c 5]ISK OR [c 1] T[c 5]APE?"	HH	•5070 DATA IMAGINATIVE,IMPATIENT,IMPRESSI ONABLE,IMPULSIVE,INDECISIVE	CM
•4005 GETA\$:IFA\$=""THEN4005	LF	•5080 DATA INDEPENDENT,INDIFFERENT,INDIVI DUALISTIC,INHIBITED,INSINCERE	CH
•4006 IFA\$<"T"ANDA\$<"D"THEN4005	EC	•5090 DATA INTELLIGENT,INTROVERTED,IRRITA BLE,LANGUID,LOGICAL	BN
•4010 IFA\$="D"THENOPEN2,8,2,F\$+"",P,R":GOT 04030	DM	•5100 DATA LOQUACIOUS,LOYAL,MATURE,METHOD ICAL,NERVOUS	EH
•4020 OPEN2,1,0,F\$	CO	•5110 DATA ORGANISED,PASSIONATE,PASSIVE,P ATIENT,PRACTICAL	KJ
•4030 INPUT#2,H\$,M,N:FORI=0TO14:INPUT#2,P \$:IFI=4ORI=11ORI=12THENGOSUB4050	PH	•5120 DATA REALISTIC,REASONABLE,REFLECTIV E,RESERVED,RESOLUTE	IL
•4035 P\$(I)=P\$:NEXT	PI	•5130 DATA SECLUSIVE,SELF-DISCIPLINED,SEL FISH,SENSITIVE,SINCERE	EB
•4040 FORI=1TOM:INPUT#2,T1(I):NEXT:FORI=1 TON:INPUT#2,T2(I):NEXT:CLOSE2:GOTO600	NG	•5140 DATA SPONTANEOUS,TACTFUL,TACTLESS,U NDISCIPLINED,UNRELIABLE	BO
•4050 Q\$="":FORJ=1TOLEN(P\$):M\$=MID\$(P\$,J, 1):IFM\$="-"THENM\$=","	GI	•5200 DATA SLANT,7,BASELINE,3,SIZE,3,CONT INUITY,2,STYLE,5,LINE SPACING,4	FG
•4060 Q\$=Q\$+M\$:NEXT:P\$=Q\$:RETURN	BA	•5210 DATA MARGINS,5,PRESSURE,2,SPEED,2,Z ONES,5,OVALS,2,T-BARS,7,I-DOTS,5	LD
•4100 PRINT"[c 5][DOWN]":IFA\$="D"THENOPEN 2,8,2,"0:"+F\$+"",P,W":PRINT"[c 4]SAVING " F\$:GOTO4120	JK	•5220 DATA BEGINNING STROKES,2,CAPITALS,2	GD
•4110 OPEN2,1,1,F\$	ED	•6028 DATA28,160,160,160,160,64,0,0,0	PG
•4120 PRINT#2,H\$;N\$;M;N\$;N:FORI=0TO14:P\$= P\$(I):IFI=4ORI=11ORI=12THENGOSUB4150	DN	•6029 DATA29,10,10,10,10,10,4,0,0	PM
•4130 PRINT#2,P\$:NEXT	BB	•6030 DATA30,0,0,0,0,0,0,64,64	LC
•4140 FORI=1TOM:PRINT#2,T1(I):NEXT:FORI=1 TON:PRINT#2,T2(I):NEXT:CLOSE2:GOTO746	GB	•6031 DATA31,0,0,0,0,0,0,16,40	GA
•4150 P\$="":FORJ=1TOLEN(P\$(I)):M\$=MID\$(P\$ (I),J,1):IFM\$=","THENM\$="-"	LE	•6033 DATA33,0,0,14,18,32,99,156,0	PM
•4160 P\$=P\$+M\$:NEXT:RETURN	FK	•6043 DATA43,0,0,0,0,0,2,6,12	EE
•4200 OPEN4,4:PRINT#4,CHR\$(14)CHR\$(16)"25 SCRIPT ANALYSIS"CHR\$(15)	PN	•6060 DATA60,0,0,0,0,0,8,8,8	DA
•4210 PRINT#4,N\$N\$"NAME: "F\$N\$N\$"HANDWRIT ING CHARACTERISTICS"	DL	•6061 DATA61,6,10,4,0,0,0,0,0	GA
•4240 FORI=0TO14:PRINT#4,G\$(I)": "P\$(I):N EXT:PRINT#4,N\$"DOMINANT TRAITS"	IC	•6062 DATA62,0,0,8,8,8,8,8,8	BG
•4250 FORI=1TOM-1:PRINT#4,W\$(T1(I))CO\$;:I		•6065 DATA65,10,10,18,50,44,44,56,40	LI
		•6067 DATA67,0,0,0,85,170,0,0,0	AH
		•6068 DATA68,0,0,85,170,0,0,0,0	DA
		•6069 DATA69,0,85,170,0,0,0,0,0	CJ
		•6070 DATA70,0,0,0,0,170,85,0,0	GB
		•6073 DATA73,8,8,12,4,6,2,3,1	GD
		•6074 DATA74,128,128,192,64,96,32,48,16	EP
		•6075 DATA75,1,1,3,2,6,4,12,8	HA



•6077	DATA77,128,192,96,48,24,12,6,3	KG	•6202	DATA202,0,0,16,0,16,16,48,206	GK
•6078	DATA78,1,3,6,12,24,48,96,192	GC	•6203	DATA203,0,0,0,0,16,16,48,206	DC
•6082	DATA82,0,0,0,0,0,85,170,0	KK	•6204	DATA204,8,0,0,0,16,16,48,206	NJ
•6085	DATA85,16,16,48,32,96,64,192,128	AP	•6205	DATA205,0,0,1,0,16,16,48,206	CN
•6094	DATA94,6,10,10,18,18,18,18,12	HB	•6206	DATA206,0,0,128,0,16,16,48,206	IH
•6128	DATA128,0,0,16,36,68,68,187,0	HM	•6207	DATA207,4,8,0,0,16,16,48,206	FC
•6129	DATA129,0,0,26,38,66,66,189,0	KE	•6209	DATA209,2,2,58,70,66,66,60,0	HE
•6130	DATA130,64,64,92,98,66,67,188,0	AA	•6210	DATA210,16,0,16,48,80,16,12,0	DO
•6131	DATA131,0,0,60,98,64,193,62,0	FM	•6211	DATA211,0,0,28,34,64,66,60,0	PI
•6132	DATA132,2,2,58,70,66,194,61,0	GK	•6212	DATA212,0,0,28,34,66,68,56,0	PI
•6133	DATA133,0,0,28,36,88,96,191,0	MN	•6213	DATA213,0,0,44,114,34,34,65,0	JM
•6135	DATA135,0,0,26,38,66,66,189,6	KB	•6214	DATA214,0,0,28,36,120,66,60,0	OM
•6136	DATA136,64,64,92,98,66,66,129,0	CI	•6215	DATA215,16,126,16,16,16,18,12,0	JJ
•6137	DATA137,0,8,0,8,24,40,199,0	OA	•6223	DATA223,0,0,0,0,0,93,255,0	DN
•6139	DATA139,64,64,88,100,72,88,135,0	GP	•6224	DATA224,0,0,0,0,0,93,255,0	FC
•6140	DATA140,40,40,40,40,40,48,223,0	GC	•6225	DATA225,0,0,18,18,18,164,219,0	FJ
•6141	DATA141,0,0,84,106,74,74,137,0	AE	•6226	DATA226,0,0,0,0,124,212,87,0	MI
•6142	DATA142,0,0,92,98,66,66,129,0	JM	•6227	DATA227,0,0,1,1,205,147,238,0	MK
•6143	DATA143,0,0,28,43,82,98,60,0	AH	•6228	DATA228,0,0,32,0,36,109,182,0	PK
•6144	DATA144,0,32,44,50,98,162,173,160	KI	•6229	DATA229,0,0,0,0,190,170,201,0	BN
•6145	DATA145,0,0,16,35,66,68,184,0	DL	•6230	DATA230,28,34,66,66,66,67,62,10	LM
•6146	DATA146,0,0,32,60,36,68,131,0	PF	•6231	DATA231,16,46,34,66,66,130,1,0	EP
•6147	DATA147,0,0,12,24,36,68,187,0	FJ	•6232	DATA232,28,34,68,88,96,96,159,0	MB
•6148	DATA148,8,127,8,8,24,40,199,0	IH	•6233	DATA233,28,38,74,82,98,198,57,0	MJ
•6149	DATA149,0,0,66,66,66,70,185,0	EM	•6234	DATA234,24,24,24,24,24,36,195,0	ML
•6150	DATA150,0,0,67,66,66,164,24,0	GL	•6235	DATA235,18,18,34,34,34,34,28,0	OI
•6152	DATA152,0,0,24,36,68,66,129,0	MK	•6236	DATA236,0,0,0,0,24,24,255,24	BG
•6153	DATA153,0,0,66,66,66,70,187,6	JB	•7000	DATAVERY RECLINED,RECLINED,LIGHTLY RECLINED,VERTICAL,LIGHTLY INCLINED	PM
•6154	DATA154,0,0,12,18,34,98,156,0	DN	•7002	DATAINCLINED,VERY INCLINED,IRREGULA R	DL
•6155	DATA155,1,1,26,38,68,202,49,0	GA	•7010	DATASTRAIGHT,ASCENDING,DESCENDING,U NEVEN	EI
•6160	DATA160,0,0,0,0,0,0,0,0	AB	•7020	DATAVERY LARGE,LARGE,MEDIUM,SMALL	OE
•6161	DATA161,0,0,12,18,32,96,159,0	DE	•7030	DATAMOSTLY CONNECTED,MOSTLY UNCONNE CTED	DD
•6162	DATA162,1,1,26,38,68,202,49,0	GE	•7032	DATABOTH CONNECTED & UNCONNECTED	BE
•6163	DATA163,0,0,28,36,88,97,158,0	CC	•7040	DATAROUND,ANGULAR,ROUND & ANGULAR,O RIGINAL,LEGIBLE,ILLEGIBLE/MESSY	KA
•6164	DATA164,10,12,24,48,80,144,15,0	IA	•7050	DATAVERY WIDE,WIDE,MEDIUM,NARROW,TA NGLED	FH
•6165	DATA165,1,0,0,8,24,104,134,0	PJ	•7060	DATABOTH NORMAL,BOTH NARROW,BOTH WI DE,WIDE LT/NORMAL OR NARROW RT	CF
•6166	DATA166,0,0,0,44,50,68,135,0	GG	•7062	DATANARROW OR NORMAL LT/WIDE RT,OTH ER	EG
•6167	DATA167,0,0,0,0,3,5,5,10	BN	•7080	DATAHEAVY,LIGHT,MEDIUM,FAST,SLOW,ME DIUM	NC
•6168	DATA168,1,1,26,38,68,202,49,0	CC	•7090	DATASYMMETRICAL,EXTENDED UZ,EXTENDE D LZ	IH
•6170	DATA170,12,24,16,38,66,196,56,0	LC	•7092	DATABOTH UZ & LZ EXTENDED,BOTH UZ & LZ SHORT,IRREGULAR	OO
•6173	DATA173,0,0,0,0,0,0,7,0	EK	•7100	DATAMOSTLY OPEN,MOSTLY CLOSED,BOTH OPEN & CLOSED	OB
•6176	DATA176,0,3,0,0,0,0,0,0	NN	•7110	DATAREGULAR,LONG,SHORT,ABSENT,LEFT, RIGHT,HIGH,LOW	GN
•6177	DATA177,8,255,8,8,24,40,199,0	BN	•7120	DATAPRECISELY PLACED,ABSENT,HIGH,RI GHT,LEFT,DASHED	NF
•6178	DATA178,0,192,0,0,0,0,0,0	MH	•7130	DATAMOSTLY ABSENT,MOSTLY PRESENT,BO	
•6179	DATA179,8,30,8,8,24,40,199,0	FK			
•6180	DATA180,8,8,8,8,24,40,199,0	BM			
•6181	DATA181,8,232,8,8,24,40,199,0	GL			
•6182	DATA182,8,11,8,8,24,40,199,0	NH			
•6183	DATA183,0,0,0,0,0,0,63,0	BK			
•6184	DATA184,8,8,8,63,24,40,199,0	BG			
•6194	DATA194,0,0,3,13,18,38,217,0	FK			
•6195	DATA195,0,0,9,27,45,81,160,0	JN			
•6196	DATA196,0,0,3,13,18,38,217,6	FC			
•6197	DATA197,0,0,17,50,86,154,17,0	MB			
•6198	DATA198,4,12,12,20,36,66,129,0	GB			
•6199	DATA199,0,0,16,56,73,138,12,0	GH			
•6200	DATA200,12,8,16,48,32,0,0,0	NN			
•6201	DATA201,0,0,0,0,1,3,2,6	GJ			



# IMPORTANT!

Letters on white background are **Bug Repellent** line codes. Do not enter them! Pages 85 and 86 explain these codes and provide other essential information on entering **Ahoy!** programs. Refer to these pages **before** entering any programs!

## TH ABSENT & PRESENT

- 7140 DATATALL,MEDIUM,SHORT
- 8300 DATA5,39,40,41,44,65,67
- 8301 DATA5,4,39,40,41,44,67,4,39,43,44,46,71
- 8302 DATA7,4,15,31,40,41,49,62,63,5,2,6,8,19,68,69
- 8304 DATA7,2,8,23,24,37,56,69,70,6,2,8,23,26,38,56,68,3,7,14,16,74
- 8310 DATA6,11,17,29,53,64,66,69,5,5,24,25,26,35,70
- 8312 DATA3,26,39,54,73,5,7,26,39,54,73,74
- 8320 DATA4,9,22,24,27,28,5,9,27,32,35,40,42
- 8322 DATA3,18,55,61,68,9,1,13,18,21,22,29,41,45,58,71
- 8330 DATA6,13,19,22,34,53,61,64,2,34,35,68,4,1,20,25,42,52
- 8340 DATA4,1,2,6,30,32,6,3,20,24,36,37,45,64
- 8342 DATA2,1,42,45,3,1,35,42,45,4,13,17,51,61,66
- 8344 DATA8,14,16,35,36,37,39,45,54,73
- 8350 DATA2,4,63,65,4,13,45,55,71,66,3,11,28,49,60
- 8352 DATA6,14,16,31,34,47,70,72,5,14,31,34,35,63,73
- 8360 DATA3,11,13,17,55,4,29,50,60,68,72
- 8362 DATA2,4,62,65,1,15,21,4,27,29,32,44,50,0,0
- 8370 DATA4,10,24,25,56,64,5,1,21,30,37,48,68,0,0
- 8380 DATA8,1,3,5,10,22,25,30,38,70,8,11,12,13,18,29,48,57,58,62,0,0
- 8390 DATA3,6,11,12,13,5,5,33,35,37,45,68,4,5,17,56,59,60
- 8392 DATA5,5,33,35,37,45,56,3,18,23,59,60
- 8394 DATA4,14,16,23,37,39
- 8400 DATA5,13,15,41,46,63,71,3,17,43,51,59,1,51,69
- 8410 DATA3,11,12,13,66,3,24,36,47,64,2,21,57,63
- 8412 DATA2,14,73,74,1,15,39,2,3,38,72,2,26,33,35,1,57,58
- 8420 DATA4,10,17,40,42,52,1,19,53,1,33,35
- 8430 DATA3,11,13,17,55,2,14,73,74,0,35,21,17,52,59,2,15,21,39,4,20,35,36,42,47
- 8440 DATA3,5,9,10,27,0,40,2,11,30,63

- LC 15) CC
- EP •20 SC=1024:QA=198:QB=214:WW=54272:GU=0:G DB
- OE F=0:TT=0:OL=0
- PI •30 A\$(1)="[RVSON][WHITE]YOU WIN [3"!]"[R HA
- VSOFF]":A\$(2)="[12" "]"
- 40 A\$(3)="[35" "]" OJ
- FD •50 WF=54276:P1=54273:VL=54296:AD=54277:F AO
- Q=1:CL=53280:CH=646
- PI •60 POKECL,3:POKECH,7:POKE53281,0:PRINT"[ OK
- CLEAR]"
- CH •70 REM JD
- 80 FORT=1TO500:F=1:F=0:NEXT JI
- EH •90 FORI=1TO6:READH(I):READL(I):READD(I): LG
- NEXT: REM \* PITCH VALUES
- OO •100 FORI=1TO18:PRINT"[HOME][3"[DOWN]]"; FE
- SPC(I);" [s Q]":FORT=1TO80:NEXT:NEXTI
- DO •110 L(1)=225:L(2)=160:R(1)=97:R(2)=160:Q JF
- =1163:POKEQ,160
- OP •120 LF=Q-1:RT=Q+1:FORI=1TO10:FORJ=1TO2:P FJ
- OKELF,L(J):POKERT,R(J)
- EK •130 FORT=1TO60:NEXT:NEXTJ:LF=LF-1:RT=RT+ EP
- 1:NEXTI
- CO •140 FORT=1TO200:NEXT:MM\$="BRAINFRAME":Q= OK
- LF+2
- KG •150 FORI=1TO10:M\$=MID\$(MM\$,I,1):M=ASC(M\$ JO
- ):POKEQ,M+128-64
- ME •160 FQ=FQ+10:GOSUB1220:Q=Q+2:FORT=1TO300 AD
- :NEXT:NEXTI
- MK •170 FORT=1TO400:FQ=FQ+10:GOSUB1220:PRINT HI
- FM "[c 6]"
- CJ •180 PRINT"[DOWN][DOWN]";TAB(9);"AN EXCER EI
- CISE IN LOGIC"
- DL •190 PRINT"[DOWN][DOWN]";TAB(13);"FOR THE AG
- C-64[DOWN][DOWN][7"[LEFT]]"BY"
- KE •200 PRINT"[DOWN][DOWN]";TAB(14);"NORM VO ML
- GEL"
- HH •210 FORT=1TO425:F=1:F=0:F=T/33:NEXT DJ
- 220 PRINT"[HOME][6"[DOWN]]";:GOSUB1260 BA
- KA •230 PRINT"[PURPLE] I WILL SELECT A 3 TO DI
- LO 5 - DIGIT NUMBER[3" "](YOUR CHOICE),"
- CE •240 PRINT" COMPOSED OF NUMBERS FROM [WHI GC
- TE]0 - 9.[PURPLE] (NOTE: EACH NUMBER"
- HP •250 PRINT" CAN BE USED [WHITE]MORE THAN KN
- ONCE).[PURPLE] AFTER ENTERING YOUR[3" " ]TRY";
- DC •260 PRINT" (YOU HAVE 15), I WILL TELL YO HI
- U HOW MANY NUMBERS ARE";
- BN •270 PRINT" CORRECT & IN THE [WHITE]COR- FH
- RECT POSITION,"
- BK •280 PRINT" [PURPLE]AND HOW MANY ARE CORR MM
- ECT BUT IN THE [WHITE]WRONG[PURPLE] POSI JG
- TION."
- 290 PRINT"[DOWN] IF YOU GIVE UP DURING T HE GAME, JUST[4" " ]TYPE IN";
- 300 PRINT" [WHITE]E[PURPLE], AND I'LL TE LL YOU WHAT THE[3" " ]SOLUTION WAS AND"; BN

# B R A I N F R A M E

FROM PAGE 45

•10 DIM R(5),RC(5),N(5),T(15),W\$(15),W2\$(



•310 PRINT" END THE GAME.":PRINTTAB(13);" [DOWN][WHITE]GOOD LUCK!"	BP	•700 IFZ=14THENR=3:GOSUB1070	IG
•320 PRINT"[DOWN] ENTER THE SIZE OF THE N UMBER (3/4/5)";	FJ	•710 IFZ=15THENR=5:GOSUB1070:GOTO940	OB
•330 GETND\$:IFND\$=""THEN330	BG	•720 NEXTZ	NM
•340 IFASC(ND\$)<51ORASC(ND\$)>53THEN330	BF	•730 REM *** WIN ROUTINE: ***	OL
•350 ND=VAL(ND\$):GOSUB1260	JF	•740 F=2:G=1:POKECL,2:PRINT"[CLEAR][DOWN] [DOWN]";TAB(5);A\$(1);SPC(7);Z;" TRIES"	EJ
•360 IFND<>OLTHENG=0:TT=0:GU=0:FORI=1TO1 5:W\$(I)=" ":W2\$(I)=" ":NEXT	LJ	•750 GOSUB1310:PRINT"[DOWN][DOWN]";TAB(12 )";[PURPLE]THE ANSWER WAS:[DOWN][DOWN][W HITE]"	DC
•370 PRINT"[CLEAR][DOWN]";TAB(10);"[RVSON ]";ND;" NUMBERS[RVSOFF]"	IN	•760 PRINTSPC(SP);:FORI=1TOND:PRINTR(I);S PC(6-ND);:NEXT:PRINT	FK
•380 PRINT"[DOWN][DOWN]";TAB(28);"NO.[3" ]WRONG"	KP	•770 T(Z)=T(Z)+1:T\$=STR\$(T(Z)):W\$(Z)=MID\$ (T\$,2,1):IFT(Z)<10THEN790	OL
•390 PRINT" TRY";TAB(27);"[CYAN]&[WHITE] POS[3" "]POS"	EI	•780 W2\$(Z)=RIGHT\$(T\$,1)	OJ
•400 POKEQB,22:PRINT:PRINT" ([YELLOW]'R' [WHITE]TO RE-DO LINE / [YELLOW]'E'[WHITE ] TO END GAME)"	DM	•790 IFZ>NDGOTO820	EL
•410 TT=TT+1:TW=0:SP=10:P=9-ND:SP=10:IFND =3THENSP=12	NI	•800 PRINT"[DOWN][DOWN][CYAN]UNBELIEVEABL E! 'GIVEUPS' REDUCED TO '0'!":GU=0:GF=1	HM
•420 FORI=1TOND:R(I)=INT(RND(0)*10):NEXT: BC=7:BB=1	EM	•810 GOTO940	DB
•430 POKEQB,6:PRINT:	JE	•820 IFZ<=ND+2THENPRINT"[DOWN][DOWN][CYAN] ]NEXT TIME, I'LL HAVE TO GIVE U A HARDER ONE!":GOTO940	IN
•440 REM	JD	•830 IFZ<ND+6THENPRINT"[DOWN][DOWN][CYAN] ]NOT BAD, BUT U NEED MORE PRACTICE!":GO TO940	ME
•450 REM *** START OF PLAY LOOP: ***	IJ	•840 PRINT"[DOWN][CYAN]YOU NEED ALOT MORE PRACTICE! TRY AGAIN!":GOTO940	CI
•455 REM	JD	•850 REM	JD
•460 TW=0:YG=0:FORZ=1TO15:PRINTA\$(3)	BE	•860 REM *** GIVEUP ROUTINE: ***	LD
•470 PRINT "[UP][c 3]";Z;:POKECH,BC+BB:W= 6	MO	•870 GU=GU+1:IFGF=1THENGU=0	FB
•480 FORI=1TOND	PM	•880 POKECL,2:PRINT"[CLEAR][3"[DOWN]]";T AB(12);"THE ANSWER WAS:[DOWN][DOWN][WHIT E]"	LO
•490 GETN\$:IFN\$=""THEN490	LK	•890 PRINTSPC(SP);:FORI=1TOND:PRINTR(I);S PC(6-ND);:NEXT:PRINT	FK
•500 IFN\$="E"THENGOSUB1370:GOTO870	MN	•900 PRINT"[DOWN][DOWN][CYAN] TRY AGAIN! YOU MIGHT GET IT NEXT TIME!"	BC
•510 IFN\$="R"THENGOSUB1260:PRINT:PRINT"[U P]";SPC(3);A\$(3):GOTO470	DJ	•910 F=2:G=0	JM
•520 IFASC(N\$)<48ORASC(N\$)>57THEN490	BP	•920 REM	JD
•530 PRINTTAB(W);N\$;:N(I)=VAL(N\$):W=W+P:N EXTI	KC	•930 REM *** STATS: ***	FI
•540 FORI=1TOND:RC(I)=R(I):FQ=N(I)+25:GOS UB1220	EH	•940 PRINT:PRINT"[DOWN][c 7]TRIES: 1 2 3 4 5 6 7 8 9 0 1 2 3 4 5"	FA
•550 POKE53280,N(I)+1:FORJ=1TO450:NEXTJ:N EXTI	LJ	•950 PRINT" WON:[c 6] ";:FORI=1TO15:PRI NTW\$(I);" ";:NEXT	NK
•560 REM	JD	•960 PRINT:PRINTTAB(8);:FORI=1TO15:PRINTW 2\$(I);" ";:NEXT	IP
•570 REM *** CORPOS COMPARATOR: ***	NM	•970 PRINT:PRINT"[DOWN][c 3][4" "]TOTAL G AMES: ";TT;SPC(3);"GIVEUPS:";GU	CO
•580 CP=0:FORI=1TOND:IFN(I)=RC(I)THENC=CP +1:N(I)=98:RC(I)=99	ME	•980 PRINT"[DOWN][WHITE][5" "]DO YOU WANT TO TRY AGAIN?"	DL
•590 NEXTI:IFCP=ND-1THENTW=TW+1	LC	•990 PRINT" ([YELLOW]Y/N[WHITE] OR [YELL OW]I[WHITE] TO CHANGE # OF DIGITS)";	GD
•600 REM	JD	•1000 GETYN\$:PRINT"[HOME][DOWN][DOWN]";TA B(5);A\$(F):F=F-G	GF
•610 REM *** COR COMPARATOR: ***	OL	•1010 IFYN\$="Y"THENFQ=150:GOSUB1220:GOTO3 70	GI
•620 CO=0:FORI=1TOND:FORJ=1TOND:IFN(I)=RC (J)THENCO=CO+1:N(I)=98:RC(J)=99	LF	•1020 IFYN\$="I"THENPRINT"[CLEAR][3"[DOWN] ]";:GOSUB1260:OL=ND:GOTO230	LB
•630 NEXTJ:NEXTI	NB	•1030 IFYN\$<>"N"THENG=-G:FORI=1TO400:NEXT	
•640 IFCP=NDTHEN740	KA		
•650 REM *** IN-GAME PROMPTS: ***	OM		
•660 IFCP<>NDTHEN PRINTTAB(28);CP;"[4" "] ";CO:BB=-BB	CD		
•670 IFND=3ANDZ=10THENR=4:GOSUB1070	KH		
•680 IFTW=4THENR=2:GOSUB1070	LP		
•690 IFCP+CO=NDANDYG=0THENR=1:GOSUB1070	OF		



# IMPORTANT!

Letters on white background are Bug Repellent line codes. Do not enter them! Pages 85 and 86 explain these codes and provide other essential information on entering Ahoy! programs. Refer to these pages before entering any programs!

```

:GOTO1000
•1040 PRINT"[CLEAR]":END
•1050 REM
•1060 REM *** IN-GAME PROMPTS:
•1070 ONRGOTO1080,1100,1120,1130,1150
•1080 FQ=200:GOSUB1220:PRINTTAB(6);"[YELL
OW]YOU'VE GOT 'EM ALL NOW!"
•1090 YG=1:GOTO1140
•1100 GOSUB1370:PRINTTAB(8);"[YELLOW]GOIN
G FOR BROKE, EH?":TW=99:GOTO1140
•1120 FQ=0:GOSUB1220:PRINTTAB(6);"[YELLOW
]THIS IS YOUR LAST CHANCE!":GOTO1140
•1130 GOSUB1370:PRINTTAB(8);"[YELLOW]YOU
HAVEN'T GOT IT [CYAN]YET?!"
•1140 PRINT"[UP]";:FORT=1TO350:X=T/33:NEX
T:RETURN
•1150 GOSUB1370:PRINT:PRINT"[5" "[YELLOW
]GOOD GUESS, BUT THE ANSWER WAS:[4" "[W
HITE]"
•1160 PRINTA$(3)
•1170 PRINT"[UP][UP]";:SPC(SP);:FORI=1TOND
:PRINTR(I);SPC(6-ND);:NEXT:PRINT
•1180 POKEQA,0:PRINT"[8" "[c 3]HIT ANY K
EY TO CONTINUE [s Z]":WAITQA,1
•1190 PRINT"[CLEAR][4"[DOWN]"]":GOSUB1260
:F=2:G=0:POKEQA,0:RETURN
•1200 REM
•1210 REM *** PITCHES:
•1220 POKEVL,14:POKEWF,0:POKEP1,FQ+20:POK
EAD,25:POKEWF,17
•1230 FORT=1TO100:NEXT:POKEWF,0:RETURN
•1240 REM
•1250 REM *** SWEEP:
•1260 FORI=1TO22:POKEWW+I,0::NEXTI
•1270 POKEWW+24,12:POKEWW+5,80:POKEWW+6,2
43:POKEWW+3,4::POKEWW+4,129
•1280 FORI=0TO140STEP4:POKEWW+1,I:NEXTI:P
OKEWW+4,128:FORI=1TO50:NEXTI
•1290 POKEWW+4,128:RETURN
•1300 REM *** TUNE:
•1310 FORI=WWTOWW+24:POKEI,0:NEXT
•1320 POKEVL,6:POKEAD,31:POKEWW+3,200:POK
EWW+2,200:POKEWW+6,89
•1330 FORI=1TO6
•1340 POKEWW+1,H(I):POKEWW,L(I):POKEWF,65
•1350 FORT=1TOD(I):NEXT:POKEWF,64:FORT=1T
O10:NEXT:NEXTI:RETURN
•1360 REM *** RAZZ:
•1370 POKEVL,15:POKEAD,45:POKEAD+1,165
•1380 POKEWF,33:POKEWF-3,6:POKEWF-4,5
•1390 FORT=1TO600:NEXT:POKEWF,32:POKEWF-3
,0:POKEWF-4,0:RETURN
•1400 DATA 22,96,120,25,30,120,28,49,120
•1410 DATA 33,135,325,28,49,110,33,135,10
00

```

KN  
CI  
JD  
JJ  
DG  
BD  
CK  
LH  
HB  
PA  
PA  
MP  
JG  
KE  
IK  
LO  
JD  
FM  
LN  
PN  
JD  
NH  
NF  
AI  
JH  
KH  
IB  
AI  
BO  
JB  
BA  
CO  
KG  
KC  
BA  
HD  
MG  
HJ

P R I N T A T  
FROM PAGE 45

```

•10 REM**SET UP THE PRINTAT ROUTINE**
•12 AT=679:FORN=ATTOAT+22:READM:POKEN,M:N
EXT
•14 DATA32,180,2,132,251,32,180,2
•16 DATA166,251,76,240,255,32,253,174
•18 DATA32,158,173,32,170,177,96
•20 REM**EXAMPLE PROGRAM USING PRINTAT**
•22 POKE53280,14:POKE53281,12
•24 PRINTCHR$(147)CHR$(144)
•26 SYSAT,2,0:PRINT"NOW"
•28 SYSAT,5,2:PRINT"YOU"
•30 SYSAT,8,4:PRINT"CAN"
•32 SYSAT,11,6:PRINT"PRINT"
•34 SYSAT,8,17:PRINT"NEATLY"
•36 SYSAT,11,16:PRINT"FORMATTED"
•38 SYSAT,14,17:PRINT"SCREENS"
•40 FORN=0TO2*[PI]STEP[PI]/40
•42 L=INT(12+SIN(N)*8)
•44 C=INT(20+COS(N)*8)
•46 SYSAT,L,C:PRINT"*":NEXT
•48 SYSAT,22,0

```

# LUCKY LOTTERY

FROM PAGE 53

```

•30 L$="[HOME][23"[DOWN]"]"
•40 GOSUB 1000:GOTO 1500
•50 DIM NUM(45),TN(NN),PF(NN):C=0:B=0
•70 PRINT "[CLEAR]":POKE 53280,6:POKE 532
81,1
•80 PRINT LEFT$(L$,2)TAB(8)"[c 4][c A][21
"[s *]""[c S]"
•90 PRINT LEFT$(L$,3)TAB(8)"[s B][21" ""[
s B]"
•100 PRINT LEFT$(L$,4)TAB(8)"[s B] [RED]
LUCKY LOTTO MENU[c 4][3" ""[s B]"
•120 PRINT LEFT$(L$,5)TAB(8)"[s B][21" ""
[s B]"
•125 PRINT LEFT$(L$,6)TAB(8)"[c Z][21"[s
*]""[c X]"
•130 PRINT LEFT$(L$,10)TAB(8)"[BLUE][RVSO
N][1][RVSOFF] -LOAD NUMBER FILE"
•140 PRINT LEFT$(L$,11)TAB(8)"[RVSON][2][
RVSOFF] -ENTER CURRENT NUMBERS"
•150 PRINT LEFT$(L$,12)TAB(8)"[RVSON][3][
RVSOFF] -DISPLAY ALL NUMBERS"
•160 PRINT LEFT$(L$,13)TAB(8)"[RVSON][4][
RVSOFF] -6 MOST COMMON NUMBERS"
•170 PRINT LEFT$(L$,14)TAB(8)"[RVSON][5][
RVSOFF] -END SESSION"
•175 PRINT LEFT$(L$,20)TAB(10)"[RED]YOUR
CHOICE ? [RVSON][BLUE][1-5][RVSOFF]"

```



•180 GET AN\$:IF AN\$="" THEN180	CH	•530 B=B-1	BA
•190 AN=VAL(AN\$)	BK	•540 NEXT E	MJ
•200 ON AN GOSUB 730,220,310,420,660	GG	•550 PRINTLEFT\$(L\$,22)TAB(5)"PRESS [RVSON	
•210 REM =====	JO	] [BLACK]F1[RVSOFF][RED] TO ENTER MORE NU	
•211 REM **** INPUT NUMBERS ****	ML	MBERS"	GF
•212 REM =====	JO	•560 PRINT TAB(5)"PRESS [RVSON][BLACK]F3[	
•220 PRINT "[CLEAR]":POKE 53280,12:POKE 5	LM	RVSOFF][RED] TO VIEW ALL NUMBERS"	FC
3281,1		•570 PRINT TAB(5)"PRESS [RVSON][BLACK]F5[	
•230 PRINT TAB(4)"[RED][DOWN][s U][30][s	DB	RVSOFF][RED] FOR MAIN MENU";	GK
*]"][s I]"		•580 GET A\$:IF A\$="" THEN580	JI
•240 PRINT TAB(4)"[RED][RVSON] ENTER THIS	OP	•590 IF A\$="[F1]" THEN220	KJ
WEEKS LOTTO NUMBERS "		•600 IF A\$="[F3]" THEN310	KK
•250 PRINT TAB(4)"[RED][DOWN][UP][s J][30	AA	•610 IF A\$="[F5]" THEN 70	IP
"[s *]"][s K]"	CB	•620 IF A\$<>"[F1]" OR A\$<>"[F3]" OR <>"[F	
•260 PRINT LEFT\$(L\$,8):T=6		5]" THEN580	JL
•270 FOR A=1 TO 6:PRINT TAB(10)"NUMBER ";	EJ	•630 TN(S)=TN(S)+1:GOTO290	HF
A;:INPUT N(A)	NO	•640 REM =====	HL
•280 FOR S=1 TO NN:IF N(A)=S THEN630	EF	•650 REM **** WRITE ROUTINE ****	MA
•290 NEXT:NEXT	PF	•660 REM =====	HL
•301 GOTO70	JO	•670 OPEN 2,8,2,"@:"+NF\$+",S,W"	OA
•304 REM =====	GG	•680 FOR S=1 TO NN	PE
•305 REM **** DISPLAY NUMBERS ****	JO	•690 PRINT#2,TN(S)	EH
•306 REM =====	JJ	•700 NEXT	IA
•310 PRINT "[CLEAR]":POKE 53280,3:POKE 53	BE	•710 CLOSE 2:END	JB
281,1:T=4	LK	•715 REM =====	HL
•320 PRINT TAB(6)"[UP][RED][RVSON] CURREN	DH	•720 REM **** READ ROUTINE ****	CO
T LOTTO NUMBER LIST "	IA	•725 REM =====	HL
•330 FOR S=1 TO NN:IF S=23 THENPRINT "[HO	DC	•730 PRINT"[CLEAR]":POKE 53280,6:POKE 532	
ME]":T=24	NC	81,6	OP
•350 IF S>9 THEN370	HL	•735 PRINT LEFT\$(L\$,10)TAB(10)"[WHITE]LOA	
•360 PRINT "[BLUE]"TAB(T);S "TN(S):GOTO3	IC	DING NUMBER FILE[3"."]"	HF
80	HL	•736 PRINT LEFT\$(L\$,12)TAB(11)"ONE MOMENT	
•370 PRINT "[BLUE]"TAB(T-1);S "TN(S)	NF	PLEASE"	BC
•380 NEXT	IA	•740 OPEN 2,8,2,"@:"+NF\$+",S,R"	OJ
•390 PRINTLEFT\$(L\$,25)"[c 4] PRESS [RVSON	PB	•750 FOR S=1 TO NN	PE
N] F1 [RVSOFF] FOR 6 MOST COMMON NUMBERS	DC	•760 INPUT#2,TN(S)	CD
";	NC	•770 NEXT S	NH
•400 GET AN\$:IF AN\$="" THEN400	HL	•780 CLOSE 2:GOTO 70	AA
•410 IF AN\$<>"[F1]" THEN400	IC	•990 REM =====	ME
•414 REM =====	HL	•991 REM **** SPRITE MOVEMENT ****	NO
•415 REM **** COMMON NUMBERS ****	HL	•992 REM =====	ME
•416 REM =====	IA	•1000 FOR S=50880 TO 51116:READ A:POKE S,	
•420 FOR I=1 TO NN:IF TN(I)>B THENB=TN(I)	OI	A:NEXT	OD
•430 NEXT	II	•1010 DATA 169,255,45,0,198,240,16,169,0,	
•445 PRINT"[CLEAR]":POKE 53280,6:POKE 532	PN	141,0,198,162,21,189,0	MN
81,1	GO	•1020 DATA 197,157,0,198,202,208,247,162,	
•450 PRINT LEFT\$(L\$,1)TAB(8)"[RED][RVSON]	LK	1,169,1,141,80,197,173,80	KK
6 MOST COMMON NUMBERS "	LD	•1030 DATA 197,45,0,197,240,3,76,243,198,	
•460 PRINT LEFT\$(L\$,3)TAB(12)"NUMBER";TAB	ML	232,232,14,80,197,208,238	OJ
(22)"TIMES"	MM	•1040 DATA 76,49,234	FG
•470 FOR E=1 TO 6:SW=0	IA	•1050 DATA 169,0,29,0,197,208,3,76,97,199	
•480 IF B<=0 THEN540	FM	,169,128,61	DG
•490 FOR I=1 TO NN:T=14		•1060 DATA 0,197,240,48,254,0,198,208,40,	
•495 IF I>9 THEN T=13		222,255,207,76,144,199,80	LE
•500 IF TN(I)=B THEN PRINT TAB(T);I;SPC(7		•1070 DATA 197,45,16,208,208,12,173,16,20	
);TN(I):SW=1		8,13,80,197,141,16,208,76	NB
•510 NEXT		•1080 DATA 43,199,173,16,208,77,80,197,14	
•520 IF SW=0 THENB=B-1:GOTO480		1,16,208,189,0,197,157,0	OO



•1090 DATA 198,76,97,199,222,0,198,208,40 ,254,255,207,208,29,173,80	AB	[RVSON] [RVSOFF] [RVSON] [RVSOFF][5" "[ RVSON][3"\$"] [RVSOFF] [RVSON] [RVSOFF] [R VSON] "	DD
•1100 DATA 197,45,16,208,208,12,173,16,20 8,13,80,197,141,16,208,76	NB	•1540 PRINT TAB(8)"[RVSON] [RVSOFF] [RVSO N] [RVSOFF] [RVSON][3" "[RVSOFF][5" "[ RVSON] [RVSOFF] [RVSON] [RVSOFF] [RVSON] [3" "]"	AL
•1110 DATA 91,199,173,16,208,77,80,197,14 1,16,208,189,0,197,157,0	CD	•1550 PRINT TAB(8)"[RVSON][3" "[RVSOFF] [RVSON] [RVSOFF][7" "[RVSON][3" "[RVSO FF] [RVSON] "	BC
•1120 DATA 198,169,0,232,29,0,197,208,3,7 6,140,199,169,128,61,0	PO	•1560 PRINT TAB(12)"[RVSON] [RVSOFF][3" " ][RVSON] [sEP] [RVSOFF][6" "[RVSON] [RV SOFF] [RVSON][3" "]"	BB
•1130 DATA 197,240,11,254,0,198,208,20,22 2,255,207,76,134,199,222,0	KC	•1570 PRINT TAB(12)"[RVSON][3" "[RVSOFF] [RVSON] [RVSOFF][sEP][6" "[RVSON] [RV SOFF][3" "[RVSON] "	PB
•1140 DATA 198,208,9,254,255,207,189,0,19 7,157,0,198,202,76,233,198	FP	•1580 PRINT TAB(16)"[RVSON] [c *][RVSOFF ][RVSON] [RVSOFF] [RVSON] [RVSOFF][6" " ][RVSON] [RVSOFF] [RVSON][3" "]"	GD
•1150 DATA 169,255,221,255,207,240,3,76,4 3,199,173,80,197,76,17,199	BD	•1590 PRINT TAB(16)"[RVSON] [RVSOFF][c *] [RVSON] [RVSOFF] [RVSON][3" "[RVSOFF][6 " "[RVSON] [RVSOFF] [RVSON] [RVSOFF] [ RVSON] "	MN
•1160 DATA 120,169,192,141,20,3,169,198,1 41,21,3,88,96	JL	•1600 PRINT TAB(21)"[RVSON] [RVSOFF][10" "[RVSON] [RVSOFF] [RVSON] "	CL
•1170 SP=53248:SS=50433:PRINT "[CLEAR]":P OKE 53280,9:POKE 53281,0	NP	•1610 PRINT TAB(21)"[RVSON] [RVSOFF][10" "[RVSON][3" "]"	IH
•1180 H=1:V=1	JF	•1620 PRINT:PRINT "[WHITE][40"[c P]""]	PO
•1190 FOR L=SS TO SS+16 STEP 2	FH	•1630 PRINT "[UP][RVSON][c 2][18" "[BLAC K] [c 2][21" "]"	DO
•1200 POKE L,H:POKE L+1,V	OC	•1640 PRINT "[UP][RVSON][11" "[WHITE]DOU BLE[c 2] [BLACK] [c 2] [WHITE]SOFTWARE[ c 2][12" "]"	LK
•1210 H=INT(RND(0)*247)+1:V=INT(RND(0)*3) +1:NEXT	CH	•1650 PRINT "[UP][RVSON][19" "[BLACK] [ c 2][19" "]"	IH
•1220 POKE 50688,FF	FO	•1660 PRINT "[UP][WHITE][40"[c Y]""]	MC
•1230 FOR S=2040 TO 2047	MK	•1670 PRINT TAB(10)"[UP][c 2]DESIGNED BY[ 3"."]"	PE
•1240 POKE S,14:NEXT	EA	•1680 PRINT TAB(19)"BOB LLORET"	NL
•1250 FOR S=896 TO 959:READ CH	NE	•1690 PRINT:PRINT TAB(11)"[WHITE]PRESS [R ED]F1 [WHITE]TO START";	IA
•1260 POKE S,CH:NEXT	HG	•1700 GET A\$:IF A\$="" THEN 1700	LG
•1270 S=1	DL	•1710 IF A\$="[F1]" THEN FOR A=SP TO SP+7: POKE SP+21,0:NEXT:GOTO 2000	CG
•1280 FOR L=53287 TO 53293	CE	•1720 IF A\$<>"[F1]" THEN 1700	JG
•1290 POKE L,S:S=S+1:NEXT:POKE 53294,14	LO	•2000 PRINT"[CLEAR]"	HH
•1310 S=20:A=30	PN	•2010 PRINTLEFT\$(L\$,10)" ENTER YOUR FILE NAME";:INPUT NF\$	DF
•1320 FOR L=53248 TO 53263 STEP 2	PG	•2015 IF NF\$="" THEN 2010	LA
•1330 POKE L,S+48:POKE L+1,A+40	OF	•2020 PRINTLEFT\$(L\$,12)" ENTER HIGHEST NU MBER IN YOUR LOTTO";:INPUT NN	BH
•1340 S=S+25:A=A+25:NEXT	KB	•2025 IF NN<1 THEN 2020	IE
•1350 POKE 53269,255	FI	•2030 GOTO50	PD
•1360 POKE 50432,255	HF		
•1370 SYS 51104	KF		
•1380 RETURN	IM		
•1384 REM =====	PM		
•1385 REM **** SPRITE DATA ****	LF		
•1386 REM =====	PM		
•1390 DATA 1,129,128,63,255,252,127,255,2 54,255,255,255,255,255,255	IO		
•1400 DATA 241,129,128,241,129,128,241,12 9,128,255,255,252,255,255,254	GI		
•1410 DATA 127,255,255,63,255,255,1,129,1 43,1,129,143,1,129,143,255,255,255,255	NH		
•1420 DATA 255,255,127,255,254,63,255,252 ,1,129,128,1,129,128,0	FG		
•1500 PRINT:PRINT:PRINT TAB(4)"[c 6][RVSO N]\${RVSOFF}[11" "[RVSON]\${RVSOFF}"	BG		
•1510 PRINT TAB(4)"[RVSON]\${RVSOFF}[11" " ][RVSON]\${RVSOFF}"	BL		
•1520 PRINT TAB(4)"[RVSON]\${RVSOFF}[3" " ][RVSON] [RVSOFF] [RVSON] [RVSOFF][5" "[ RVSON]\${RVSOFF}[3" "[RVSON][3" "]"	LP		
•1530 PRINT TAB(4)"[RVSON][3"\$"] [RVSOFF]			

**ALL THE PROGRAMS IN THIS IS-  
SUE OF AHOY! ARE AVAILABLE ON  
DISK OR CASSETTE. SEE PAGE 65  
FOR DETAILS.**



## SMALL THINGS CONSIDERED

Our congratulations to the following Commodore users, winners of subscriptions to *Ahoy!* courtesy of New York's Small Things Considered radio show (heard weeknights 5-8 and Saturdays 6-8 on WNYC AM83):

Thomas Louie

Jeremy Rubinschneider

Susie Freese

Mario Costonz

Misty Longo

## S.O.S.

Continued from page 74

removing the RS232 card since I will interchange the computers with the same printer) with a C-64. Is there a hardware product to do this, preferably one with few or no software commands?

—Todd Walton  
Vicksburg, MS

You need an RS232 interface for your Commodore. This is a relatively inexpensive device that can be easily found at most stores that handle Commodore products. In general there are two different types of interfaces: terminal type and printer type. You need the printer type. You may then use the printer as any other one by simply changing one number when opening the printer channel for output.






**\$39.95**

Copyright © 1984 Xetec, Inc. All rights reserved.

### On Screen Status Display



- A - Cursor location
- B - Scroll Indicator
- C - Print features currently being used
- D - Filename of text
- E - Percentage of RAM (memory) used
- F - Ruler (also message line)
- G - Word wrap/justification flag
- H - 'Block marked' flag
- I - Insert mode flag
- J - Characters per inch
- K - Number of the current font
- L - Name of the current font

### Overview of FONTMASTER word processor features:

- 1) Powerful block manipulation commands (Cut, Paste, Move, Overlay).
- 2) User - friendly effects include (fonts, super/sub scripts, underlining, bold face, etc.)
- 3) Up to eight different fonts can be used simultaneously.
- 4) Many printing options such as page numbering, titles, word-wrap, right justification, and more.
- 5) Eight disk I/O commands (Save, Load, Verify, Erase, Etc.).

**Create Your Own** or choose from over 15 type styles provided in this unique program.

Including: Bauhaus English ШhадoW Manhattan  
 Blook Italic Stop Script  
 Bold Hairpin BYTE Stopbold  
 Pudgy Mirror uMopePtdn !@#¢£¤%&



(913) 827-0685

inc. 3010 Arnold Road Salina, KS 67401

Reader Service No. 133

### Tired of Paying High Prices . . . CHECK THESE PRODUCTS FOR THE C-64!

#### New Software

Prime Factor BASIC 3.0 . . . . . \$49.95  
 (500 Digit Precision Math Package)  
 Write for Free Flyer

Sky Travel . . . . . 24.95

#### Software from Datamost

Ankh . . . . . 16.95  
 Aztec . . . . . 16.95  
 Mr. Robot and his Robot Factory . . . 16.95  
 Mychess II . . . . . 24.95  
 Paint Magic . . . . . 29.95  
 Kwik Load! . . . . . 16.95  
 Kwik Write! . . . . . 16.95  
 Inside Commodore DOS . . . . . 22.95  
 1541 User's Guide . . . . . 22.95

#### Books from Datamost

Inside Commodore DOS . . . . . 18.95  
 1541 User's Guide . . . . . 18.95

#### Software/Book Combo's

Inside Commodore DOS . . . . . 39.95  
 1541 User's Guide . . . . . 39.95  
 Commodore 64 Construction Kit . . . 25.95  
 Games Commodore's Play . . . . . 19.95

Send check or Money order to:

### INEXSOFT

"Inexpensive Software & Books . . .

Our name and our fame"

21115 Devonshire, Suite #401A  
 Chatsworth, CA 91311  
 (818) 882-1686

We pay the postage. CA residents add 6.5% sales tax. Most Datamost products available. Software pre-tested on request.

Reader Service No. 174

## ...COMING IN THE AUGUST AHoy! (ON SALE JULY 2)...

WINDOWS ON THE  
VIC AND 64  
ADD MACINTOSH MAGIC  
TO YOUR COMMODORE  
PROGRAMS


OPENING  
CEREMONIES FOR  
THE 128  
COMMODORE'S NEW  
COMPUTER FROM THE  
INSIDE OUT

FALLING NEEDLES  
AND  
SHARED BIRTHDAYS  
SIMULATIONS OF  
THE REAL WORLD



# Flight Simulator II

For  
the Commodore 64™



Put yourself in the pilot's seat of a Piper 181 Cherokee Archer for an awe-inspiring flight over realistic scenery from New York to Los Angeles. High speed color-filled 3D graphics will give you a beautiful panoramic view as you practice takeoffs, landings, and aerobatics. Complete documentation will get you airborne quickly even if you've never flown before. When you think you're ready, you can play the World War I Ace aerial battle game. Flight Simulator II features include ■ animated color 3D graphics ■ day, dusk, and night flying modes ■ over 80 airports in four scenery areas: New York, Chicago, Los Angeles, Seattle, with additional scenery areas available ■ user-variable weather, from clear blue skies to grey cloudy conditions ■ complete flight instrumentation ■ VOR, ILS, ADF, and DME radio equipped ■ navigation facilities and course plotting ■ World War I Ace aerial battle game ■ complete information manual and flight handbook.

## See your dealer . . .

or for direct orders enclose \$49.95 plus \$2.00 for shipping and specify UPS or first class mail delivery. American Express, Diner's Club, MasterCard, and Visa accepted.

**Order Line: 800 / 637-4983**

**subLOGIC**  
Corporation  
713 Edgebrook Drive  
Champaign IL 61820  
(217) 359-8482 Telex: 206995



# Direct HITS!



## ACCESS

**BEACH-HEAD** — As chief commander of armed forces in the Pacific, your first assignment is a tough one. Your mission is to obtain a quick naval victory and invade enemy territory with land forces. **BEACH-HEAD II** — The wartime drama continues with "The Dictator Strikes Back." **BEACH-HEAD II** is a true "head to head" two player game with voice simulation and superb multiscreen graphics. **RAID OVER MOSCOW** — The Soviets launch a first strike against the United States. Can your commandos react in time to stop the attack?


### BEACH-HEAD



### BEACH-HEAD II



### RAID OVER MOSCOW



Mach 5 is a collection of powerful programs that enhance the capabilities of the C-64 with a 1541 disk drive. The package provides up to 500% faster program loading, additional basic workspace and disk cataloging.

Mach 5 Loader will load 95% of all programs up to 500% faster than a normal 1541 disk drive. Additional "single keystroke" commands to make life with your 1541 more pleasant. Mach 5 Basic modifies the C-64 kernel and basic ROMs to free up an additional 4K bytes of memory for use by basic language programmers. The workspace is increased from 39K to 43K while remaining fully compatible with normal CBM version 2 basic and Mach 5 Loader.

Mach 5 Disk Organizer is a comprehensive disk management program which will create a disk containing directory information from the user's entire disk library. Disk names, file names and other important information is automatically extracted from a disk and cataloged for future reference. The user can then obtain a sorted list of all disks and all files within the library, or search for specific file names or parts of names. Output can be directed to either screen or printer.