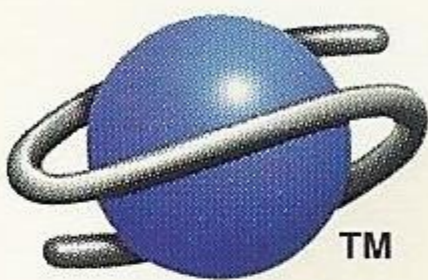



SEGA®

# ΨΙΦΙΣΟΣΤ"™



SEGA SATURN™



81211

EXCLUSIVELY DISTRIBUTED BY SEGA OF AMERICA, INC.

---

---

## WARNINGS

### READ BEFORE USING YOUR SEGA VIDEO GAME SYSTEM

#### **EPILEPSY WARNING**

A very small percentage of individuals may experience epileptic seizures when exposed to certain light patterns or flashing lights. Exposure to certain patterns or backgrounds on a television screen or while playing video games may induce an epileptic seizure in these individuals. Certain conditions may induce undetected epileptic symptoms even in persons who have no history of prior seizures or epilepsy. If you, or anyone in your family, has an epileptic condition, consult your physician prior to playing. If you experience any of the following symptoms while playing a video game — dizziness, altered vision, eye or muscle twitches, disorientation, loss of awareness, any involuntary movement or convulsions — IMMEDIATELY discontinue use and consult your physician before resuming play.

#### **PROJECTION TELEVISION WARNING**

Still pictures or images may cause permanent picture-tube damage or mark the phosphor of the CRT. Avoid repeated or extended use of video games on large-screen projection televisions.

#### **SEGA SATURN VIDEO GAME USE**

This CD-ROM can only be used with the Sega Saturn system. Do not attempt to play this CD-ROM on any other CD player; doing so may damage the headphones and speakers. This game is licensed by Sega for home play on the Sega Saturn system only. Unauthorized copying, reproduction, rental, public performance or broadcast of this game is a violation of applicable laws.

The characters and events portrayed in this game are purely fictional. Any similarity to other persons, living or dead, is purely coincidental.

#### **HANDLING YOUR COMPACT DISC**


- The Sega Saturn compact disc is intended for use exclusively on the Sega Saturn system.
- Avoid bending the disc. Do not touch, smudge or scratch its surface.
- Do not leave the disc in direct sunlight or near a radiator or other source of heat.
- Always store the disc in its protective case.

#### **ESRB RATING**

This product has been rated by the Entertainment Software Rating board. For information about the ESRB rating, or to comment about the appropriateness of the rating, please contact the ESRB at **1-800-771-3772**.

#### **Visit Sega's Internet Sites at:**

<b>web site:</b>	<a href="http://www.segaoa.com">http://www.segaoa.com</a>
<b>ftp site:</b>	<a href="ftp.segaoa.com">ftp.segaoa.com</a>
<b>email:</b>	<a href="mailto:webmaster@segaoa.com">webmaster@segaoa.com</a>
<b>CompuServe:</b>	GO SEGA

<b>1-900-200-SEGA</b> 	<b>Learn SEGA game secrets from the masters. Call Now.</b> U.S.: 1-900-200-SEGA \$.85/min (recorded), \$1.05/min (live) Must be 18 or have parental permission. TDD Phone required. Sega of America Canada: 1-900-451-5252 US \$1.25/min (recorded/live)
--	---

For French Instructions, please call:  
Instructions en français, téléphoner au: 1-800-872-7342

---

---

# וּיִפּוֹאוּט



## CONTENTS

Starting Up: How to Use Your Sega Saturn System	2
Are You Ready?	3
Option Menus	4
Options	4
Racing Class Selection	5
Championship/Single Race/Time Trial Selection	5
Team Selection	6
Craft Statistics	6
Ship and Team Technical Data	7
Pilot Selection	8
Playing The Game	10
The Game Screen	10
Controlling Your Craft	10
Pausing The Game	11
Weapons and Power-Ups	11
Credits	12

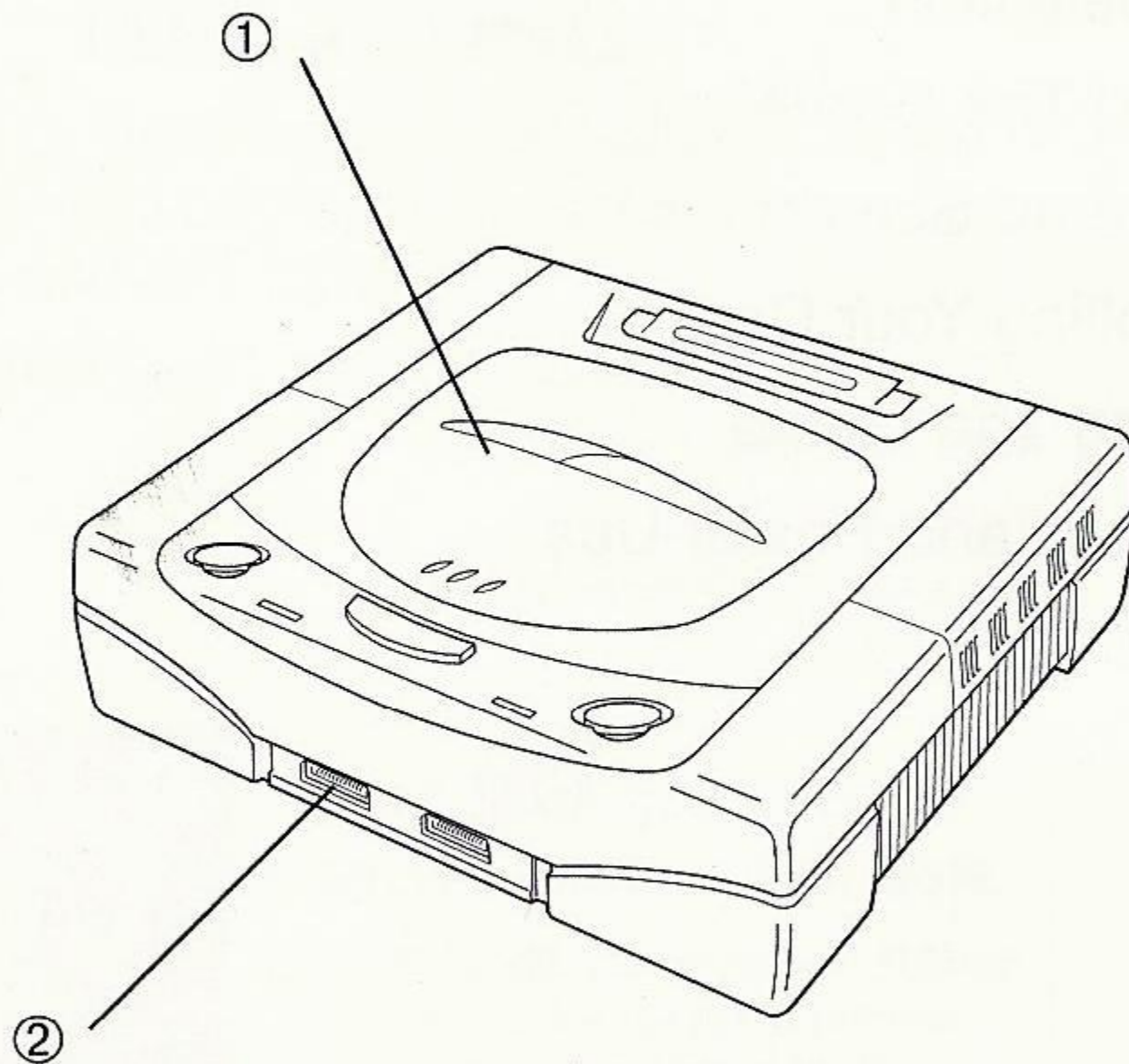
## Starting Up: How to Use Your Sega Saturn System

This CD-ROM can only be used with the Saturn System. **Do not attempt to play this CD-ROM on any other CD player**—doing so may damage the headphones and speakers.

1. Set up your Sega Saturn system by following the instructions in your Sega Saturn System Instruction Manual. Plug in Control Pad 1.
2. Place the Sega Saturn CD-ROM, label side up, in the well of the CD tray and close the lid.
3. Press the Power Button to load the game. The game starts after the Sega Saturn logo screen. If nothing appears, turn the system OFF and make sure it is set up correctly.
4. If you wish to stop a game in progress or the game ends and you want to restart, press the Reset Button on the Sega Saturn console to return to the Game's Title Screen. If you wish to return to the Control Panel, press Buttons A, B, C and Start simultaneously on the Title Screen.
5. If you turn on the power without inserting a CD, the Audio CD Control Panel appears. If you wish to play a game, place the Sega Saturn CD in the unit, press the D-Button to move the cursor to the top left button on the Control Panel, and press Start. The opening screens of a Game will appear.

**Important:** Your Sega Saturn CD-ROM contains a security code that allows the disc to be read. Be sure to keep the disc clean and handle it carefully. If your Sega Saturn system has trouble reading the disc, remove the disc and wipe it carefully, starting from the center of the disc and wiping straight out towards the edge.

- ① Sega Saturn System
- ② Control Pad 1



40"

-0.5 | -0.4 | -0.3 | -0.2 | -0.1 | G.0

723-5

WIPE'OUT™  
36K-AG

WIP

36K-ag  
R/L

ADRENALIN IS A RTM OF WIPE'OUT™



BLINDING! | STOP! | SPEED! | CONTROL | DE-ACTIVATE

# F-3600

ARE YOU READY?

It's 2052 AD... Anti-gravity racing has become the world's most popular sport. The F3600 Race League is where it's at. Tracks stretch across terrain in every corner of the world. Research goes on day and night in the quest to find the perfect race craft, the one that will travel further and faster than anything previously made.

It's big business - and you're on the start grid for the next race.

Pick a team to race for, take control of your high performance anti-gravity racer, then race the six huge circuits leaving the rest to sniff ozone.

The world's finest pilots are lining up to race for the biggest prize in sports. Can you compete?

GET READY FOR

# wipe'out™

BALLISTIC RACING.



WIP3'OUT™  
F3600 RACE LEAGUE

BALLISTIC RACING

IT'S 2052 AD...

0.3  
NUMBER

WARNING : EXTREME G-FORCE



## OPTION MENUS

Before you can take your place on the track, you need to make a few choices about the game you are about to play.

WipeOut will offer you a number of menus before you play the game. Use the **D-Pad** on the Controller to highlight your choice, then press the **"B"** button to select it. To go back through the menus press the **"A"** button.

## OPTIONS

- **Controller Configuration:** When you play WipeOut, the Controller controls will be at their default settings (see the section called 'Playing the Game' for a full breakdown of the controls). However, if you feel more comfortable using a different arrangement, you can select another configuration. Use the **D-Pad** to cycle through the pre-set configurations and press **"B"** to select the one you want. Remember that all instructions in this manual refer to the default setting.
- **Audio Configuration:** Press the D-Pad **UP** or **DOWN** to choose one of two variable options. You can choose SFX/Music which allows you to alter the balance between sound effects and music using the **D-Pad**. Select CD allows you to choose a particular music track, or a random selection using the **D-Pad**.
- **Best Times:** Press the D-Pad **LEFT** or **RIGHT** to cycle through the best times on all successfully completed tracks. To save your best times, select **Save** in the **Options** screen. Choose a file name (password) up to six characters in length and press **"B"** to save. High scores, lap times, extra cars and tracks are all saved. To reload the saved data, select the appropriate file/password and press **"B"**.



א.ב.ג.ד

WIPE'OUT™  
36K-AG

א.ב.ג.ד



ADRENALIN IS A RTM OF WIPE'OUT™

-0.5 | -0.4 | -0.3 | -0.2 | -0.1 | G.0

40"



HUGE-SINGLE-CENTRALLY MOUNTED ENGINE WITH STANDARD FINS

## RACING CLASS SELECTION

There are two racing classes in WipeOut: Venom and Rapier. When you first play the game you will be in the Venom class - you will only be able to move up to the faster Rapier class when you have completed all six Venom tracks and finished at the top of the Championship points table.

## CHAMPIONSHIP/SINGLE RACE/TIME TRIAL SELECTION

Press the D-Pad **Left** or **Right** to highlight the race type of your choice then press button "**B**" to select it.

**Championship:** Starting on the first track, you will attempt to finish in the top three to qualify for the next one. Points will also be awarded depending on your placing. If you finish outside the top three you will lose a life - you have 3 lives per track.

If you manage to complete all six tracks in the Venom class AND finish first overall on the points table, you will be able to move up to the tougher Rapier class.

**Single Race:** If you choose this option, you will be offered the Team Selection and the Pilot Selection screens followed by the opportunity to select a track by pressing the D-Pad **Left** or **Right**. There are six tracks in WipeOut. These are Altima VII, Karbonis V, Terramax, Korodera, Arridos IV, and Silverstream. You will compete against a field of pilots in a 3 lap race.

**Time Trial:** As in the Single Race, you can choose your team, pilot and track. All weapons are deactivated in a time trial.

Race against your own best times. You have no one to beat but the clock!

FEISAR

PAUL JACKSON

א.ב.ג.ד  
WARNING : EXTREME G-FORCE

PILOT ICON

F3600ID:  
JACK201.5.13.0



0.5  
NUMBER

240"

-0.5 | -0.4 | -0.3 | -0.2 | -0.1 | 0.0

5-3-7

WIPE'OUT™  
36K-AG

WIO™



ADRENALIN IS A RTM OF WIPE'OUT™



TRIANGULAR SMALL ENGINE CONFIGURATION-STABILISED FINS

## TEAM SELECTION

There are four major teams from around the world involved in the F3600 Anti-Gravity Racing League. Each team invests heavily in research and builds crafts to suit their own star drivers - the aim is always to blitz the course and leave the opposition in a cloud of blazing electrons.

At the start of each race there are 8 contenders on the track. These 8 are made up of 2 pilots from the 4 different teams.

Pressing D-Pad **Left** or **Right** to cycle through the four teams. Press **"B"** to select your chosen team. Remember that the race craft used by each team differ in specification. The Craft Statistics table will help you in your choice.

Team	Country of Origin	Engine Spec.**	Pilots
AG Systems	Japan	1200x2-RHT	John Dekka Daniel Chang
Auricom Research	USA/Canada	330x3-RHT	Arial Tetsuo Anastasia Cherovoski
Qirex	Russia	1700x1-SRHT	Kel Solaar Arian Tetsuo
FEISAR* Consortium	European	1400x2-SRHT	Sophia de la Renté Paul Jackson

\*Federal European Industrial Science and Research

\*\*Brake Horse Power, number of engines, Reheat or Super Reheat

## Craft Statistics

Team	Accel.	Top Speed	Mass	Turning Circle
AG Systems	★★★★★	★★★	★★★	★★★★★
Auricom	★★★	★★★★★	★★★★★	★★★
Qirex	★★	★★★★★	★★★★★	★★
FEISAR	★★★★★	★★	★★	★★★★★

AG SYSTEMS

JOHN DEKKA



WARNING: EXTREME G-FORCE

PILOT ICON

F3600ID:  
DEK200.0.0.11



0.6  
NUMBER



3240ii SRX

-0.5 | -0.4 | -0.3 | -0.2 | -0.1 | G.0

240"

WIPE'OUT™  
36K-AG



ADRENALIN IS A RTM OF WIPE'OUT™



3240ii SRX

FALCON4 MKII

PRO-AM PB90

## Ship and team technical data



<b>Manufacturer</b>	AG Systems International
<b>Design Model</b>	3240ii SRX
<b>Engine Configuration</b>	2x1200bhp - reheat
<b>Engine Model</b>	Falcon4 MkII
<b>Stabilising Surfaces</b>	Pro-Am PB90
<b>Braking System</b>	Pirhana2 - S.R.B.S. (Speed Responsive Braking System)
<b>Weapons Control</b>	AG Systems UK



<b>Manufacturer</b>	Auricom Reaserch Industries
<b>Design Model</b>	A.R. 2700 Model B
<b>Engine Configuration</b>	3x660bhp - reheat
<b>Engine Model</b>	Syrus 660 MkIV
<b>Stabilising Surfaces</b>	Pro-Am SR 640
<b>Braking System</b>	Pirhana4 - P.R.B.S. (Power Responsive Braking System)
<b>Weapons Control</b>	Xevious 4 Control Systems



<b>Manufacturer</b>	FEISAR
<b>Design Model</b>	LS-5600 MkIV
<b>Engine Configuration</b>	2x1400bhp - super reheat
<b>Engine Model</b>	Syrus 2800 MkII
<b>Stabilising Surfaces</b>	Pro-Am SR320
<b>Braking System</b>	Airflow220 - S.R.B.S. (Speed Responsive Braking System)
<b>Weapons Control</b>	FEISAR4 Armacall Computer



<b>Manufacturer</b>	Qirex International
<b>Design Model</b>	Quantax Design Model 4
<b>Engine Configuration</b>	1x1700bhp - Super reheat
<b>Engine Model</b>	1700 PowerStation4
<b>Stabilising Surfaces</b>	Pro-Am PB90
<b>Braking System</b>	Airflow400 -P.A.B.S. (Power Assisted Braking System)
<b>Weapons Control</b>	Krakken 1 Weapons Deployment System

**AG SYSTEMS**

DANIEL CHANG  
DANGER: EXTREME G-FORCE

PILOT ICON

F3600ID:  
CHAN210.0.3.4



**0.7**  
NUMBER

440"

-0.5 | -0.4 | -0.3 | -0.2 | -0.1 | G.0

WIPE'OUT'  
36K-AG

ADRENALIN IS A RTM OF WIPE'OUT"

FALCON 4



3240ii SRX

FALCON4 MKII



PRO-AM PB90

## PILOT SELECTION



The pilots are highly skilled and very rich individuals. Bitter rivalries have developed and each is committed to the success of their team. Each team has 2 pilots in the race - a lead pilot and a second pilot.

Press the D-Pad to cycle through the two pilots. Press "B" to select your chosen pilot.



LEAD PILOT		2ND PILOT	
	<b>Name</b> John Dekka <b>Sex</b> Male <b>Age</b> 38 <b>Nationality</b> American <b>History</b> One of AG Systems finest test pilots <b>Height</b> 6'0" <b>Weight</b> 89.8 kilos <b>F3600 IDF</b> DEK200.0.0.11		<b>Name</b> Daniel Chang <b>Sex</b> Male <b>Age</b> 29 <b>Nationality</b> Chinese <b>History</b> Defected communist test pilot <b>Height</b> 5'8" <b>Weight</b> 95.25 kilos <b>F3600 IDF</b> Chan210.0.3.4





LEAD PILOT		2ND PILOT	
	<b>Name</b> Arial Tetsuo <b>Sex</b> Female <b>Age</b> 22 <b>Nationality</b> Japanese <b>History</b> Bitter rival and twin sister of 'Arian' Tetsuo of the Qirex racing team <b>Height</b> 5'3" <b>Weight</b> 42.2 kilos <b>F3600 IDF</b> TETS304.3.1.8		<b>Name</b> Anastasia Cherovoski <b>Sex</b> Female <b>Age</b> Unconfirmed <b>Nationality</b> Unconfirmed <b>History</b> Unconfirmed, but Kel Solarr, Lead Pilot of Qirex Team knows her secret <b>Height</b> 5'11" <b>Weight</b> Unconfirmed <b>F36700 ID</b> CHER347.12.23.75

**QIREX**  
KEL SOLARR  
WARNING: EXTREME G-FORCE



PILOT ICON

F3600ID:  
SOLA423.12.1.10.8  
NUMBER



LEAD PILOT		2ND PILOT	
	<p><b>Name</b> Kel Solarr</p> <p><b>Sex</b> Male</p> <p><b>Age</b> 40</p> <p><b>Nationality</b> Russian</p> <p><b>History</b> Expert in high speed flight and all weapons systems. Long term, mysterious rival with Anastasia Cherovoski of the Auricom Team</p> <p><b>Height</b> 6'4"</p> <p><b>Weight</b> 124.74 kilos</p> <p><b>F3600 IDF</b> SOLA423.12.1.1</p>		<p><b>Name</b> Arian Tetsuo</p> <p><b>Sex</b> Female</p> <p><b>Age</b> 22</p> <p><b>Nationality</b> Japanese</p> <p><b>History</b> Bitter rival, under dog and twin sister of 'Arial' Tetsuo of the Auricom racing team</p> <p><b>Height</b> 5'3"</p> <p><b>Weight</b> 43 kilos</p> <p><b>F3600 IDF</b> TETS303.2.0.7</p>



LEAD PILOT		2ND PILOT	
	<p><b>Name</b> Sophia de la Renté</p> <p><b>Sex</b> Female</p> <p><b>Age</b> 22</p> <p><b>Nationality</b> French</p> <p><b>History</b> First woman to fly non-stop around the Earth in a single seater Anti-Gravity fighter</p> <p><b>Height</b> 5'10"</p> <p><b>Weight</b> 44.9 kilos</p> <p><b>F3600 ID</b> Rent102.6.9.10</p>		<p><b>Name</b> Paul Jackson</p> <p><b>Sex</b> Male</p> <p><b>Age</b> 36</p> <p><b>Nationality</b> English</p> <p><b>History</b> Unconfirmed</p> <p><b>Height</b> 5'9"</p> <p><b>Weight</b> 93 kilos</p> <p><b>F3600 ID</b> JACK234.32.32.0</p>



## PLAYING THE GAME

**Championship:** If you choose to make an attempt at the championship, you will be taken to the first track in the Venom racing class.

**Single Race:** If you choose a single race against a full field of pilots, you will be taken to your selected track.

**Time Trial:** If you choose to race against the clock and your own best times, you will be taken to the selected track.

## The Game Screen

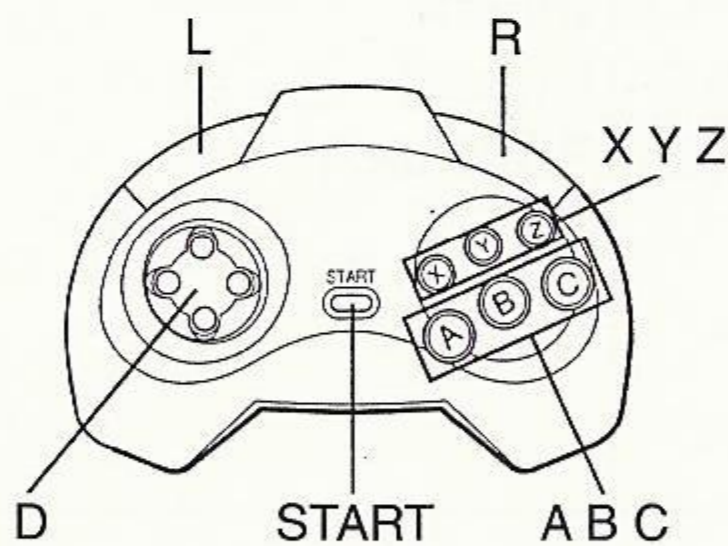
As you pilot your craft in the F3600 Anti-Gravity League, you will want to have some important pieces of information at your fingertips. The game screen will tell you which lap of the race you are on, your position in the race, the weapons you have picked up, fastest lap times and your own time, and the speed you are travelling.

You can choose to race with an internal viewpoint (this views the track from within the cockpit of your anti-gravity race craft), or an external view (this gives you a view just above and behind your craft). Choose the viewpoint you find most comfortable by referring to the section called 'Controlling Your Craft' below.



## Controlling Your Craft

### Default Controller Buttons



Button	Action
A	Toggle View
B	Acceleration
C	Deploy Current Weapon
X	N/A
Y	Toggle View
Z	N/A
L	Left Air Brake
R	Right Air Brake
D	Flight Control
START	Pause Game



These Controller controls are default settings which you can alter if you feel more comfortable using a different arrangement. You do this via the Controller Configuration Menu. Refer to the section headed 'Controller Configuration' if you would like to alter the controls.

### Pausing The Game

Pressing the **START** button will pause the game. Once paused, you will be offered a menu which allows you to

- **CONTINUE** the game from the point at which you paused it.
- **RESTART** the game so you can begin a race again - you will also lose a life.
- **QUIT** the game completely.


You can also change the music by selecting **CD TRACK** and then using the **D-Pad** to change the track.


Use the **UP** and **DOWN** arrows to highlight your choice, then press **START**.


### Weapons And Power-ups


Weapons are used by the Anti-Gravity racing craft to hinder the progress of opponents. All weapons are loaded onto the craft before the race but they can only be activated by flying over a Weapons Grid on the track. The Weapons Grids are brightly colored sections of track. Just one weapon can be activated at any one time. When you activate a weapon, it's picture will show at the top of the screen. When you use it, it disappears.


#### Weapons


- 

**Shield** Stops enemy weapons affecting your ship. Each shield is subject to a time limit. When a shield is activated, you can't activate another weapon but you can pick one up.
- 

**Turbo Boost** Speeds up the craft very quickly for a short period.
- 

**Mines** These slow down the affected craft with each hit. They are released in batches of five, hovering for a few seconds before exploding automatically.
- 

**Shock Waves** When affected by a Shock Wave, a craft will stall, shake and be difficult to control for a short period of time.
- 

**Rockets** Fires from the front of the craft and causes an opponent to slow down on impact. Rockets have terrain hugging capability but fire only in a straight line. Aim carefully.
- 

**Missiles** Similar to rockets, but with heat seeking capability. Wait for the missile lock symbol to appear over an enemy before firing.

40"

-0.5 | -0.4 | -0.3 | -0.2 | -0.1 | G.0

WIPE'OUT™  
36K-AG



ADRENALIN IS A RTM OF WIPE'OUT™

3-D



QUANTAX D-MODEL 4 | 1700 POWERSTATION4 | PRO-AM PB90

## CREDITS

### Managing Directors

Ian Hetherington and  
Jonathan Ellis

### Director of Development

John White

### Producer

Dominic Mallinson

### Product Manager

Sue Campbell

### Product Assistant

Claire Garvie

### Team Leader

Nicky Carus-Westcott

### Game Designer

Nick Burcombe

### Programmers

Jason Denton  
Dave Rose  
Rob Smith  
Stuart Sockett

### 3D & 2D Artists

Nicky Carus-Westcott  
Darren Douglas  
Laura Grieve  
Pol Sigerson  
Lousie Smith

### Additional Game Graphics and PR/Marketing Graphics

Lee Carus-Westcott

### Conceptual Artist

Jim Bowers

### Additional Graphic Design

The Designers Republic

### Music

CoLD SToRAGE

### Sound Effects

Tim Wright

### Public Relations

Glen O'Connell (UK)  
Mark Day (USA)  
Catherine Jaymond (France)  
Ingo Zaborowski (Germany)

### Manual Written by

Damon Fairclough  
Nick Burcombe

### Packaging Design & Direction

The Designers Republic  
Anthony Roberts  
Keith Hopwood

### Technical Assistant

Paul Charsley

### Development Secretary

Jennifer Rees

### Quality Assurance

Mark Inman  
Mark O'Connor  
Paul Tweedle

### Special Thanks to:

Softimage  
SGI  
Bars & Pipes Professional  
Cluffy  
Paul McGarvey  
Rob Holden  
Paul Hartnoll  
Joanne Galvin  
Michele Raulin  
Caroline Dupuy  
Chris Meredith  
& everyone at Psygnosis  
(too many to name)

### Sega of America

#### Art Direction:

Eric Smith

#### Product Managers:

Seth Gerson  
Matt Dunbar  
Lori Von Rueden

#### Product Specialist:

Clint Dyer

#### Producer:

Manny Granillo

#### Game Lead Tester:

Mark Paniagua

#### Assistant Lead Testers:

Sean Doidge  
Jeff Hedges  
Matt Ironside  
Raul Orozco

#### Testers:

Ken Chan  
Pat Walsh  
Kingsly Sur  
Sam Ford  
Charles Yang  
Sean Potter  
Lloyd Kinoshita  
Scott Matt  
Zac Fuller  
Dave Asgharzadeh

WEAPON ICONS

REVCON



MISSILES



# WEAPONS

5IVE THROUGH 8IGHT



WEAPON ICONS

MINES



SHIELD



ROCKETS



0.12  
NUMBER

---

---

## LIMITED WARRANTY

Sega of America, Inc. warrants to the original consumer purchaser that the Sega Saturn compact disc shall be free from defects in material and workmanship for a period of 90 days from the date of purchase. If a defect covered by this limited warranty occurs during this 90-day warranty period, Sega will repair or replace the defective compact disc at its option, free of charge. This limited warranty does not apply if the defects have been caused by negligence, accident, unreasonable use, modification, tampering or any other causes not related to defective materials or workmanship.

To receive U.S. warranty service, call the Sega Consumer Service Department at:  
1-800-USA-SEGA

To receive Canadian warranty service, call the Sega Canadian Consumer Service Department at:  
1-800-872-7342

DO NOT RETURN YOUR SEGA SATURN COMPACT DISC TO YOUR RETAIL SELLER. Return the compact disc to Sega Consumer Service. Please call first for further information. If the Sega technician is unable to solve the problem by phone, he or she will provide you with instructions on returning your defective disc to Sega. The cost of returning the disc to Sega's Service Center shall be paid by the purchaser.

### REPAIRS AFTER EXPIRATION OF WARRANTY

If your Sega Saturn compact disc requires repairs after termination of the 90-day limited warranty period, you may contact the Sega Consumer Service Department at the number listed above. If the technician is unable to solve the problem by phone, he or she will advise you of the estimated cost of repair. If you elect to have the repair done, you will need to return the defective merchandise, freight prepaid and insured against loss or damage, to Sega's Service Center with an enclosed check or money order payable to Sega of America, Inc., for the amount of the cost estimate provided to you by the technician. If, after inspection, it is determined that your compact disc cannot be repaired, it will be returned to you and your payment will be refunded.

### LIMITATIONS ON WARRANTY

Any applicable implied warranties, including warranties of merchantability and fitness for a particular purpose, are hereby limited to 90 days from the date of purchase and are subject to the conditions set forth herein. In no event shall Sega of America, Inc., be liable for consequential or incidental damages resulting from the breach of any express or implied warranties.

**The provisions of this limited warranty are valid in the United States only. Some states do not allow limitations on how long an implied warranty lasts, or exclusion of consequential or incidental damages, so the above limitation or exclusion may not apply to you. This warranty provides you with specific legal rights. You may have other rights which vary from state to state.**

---

---

NOW ON  
SEGA SATURN™

# PANZER DRAGOON™ ZWEI



Help  
Your  
Fire

Breathing Friend  
Sprout His Wings...  
Then Go Fry Your Foe

Sega is registered in the U.S. Patent and Trademark Office. Sega Saturn and Panzer Dragoon™ II Zwei are trademarks of Sega. Psygnosis and WipeOut are trademarks of Psygnosis, Inc., a subsidiary of Sony Corporation of America. ©1996 Psygnosis, Inc. All rights reserved. Copying and/or transmission of this game is strictly prohibited. Unauthorized rental or public performance of this game is a violation of applicable laws. ©1996 Sega, P.O. Box 8097, Redwood City, CA 94063. Made and printed in the U.S.A. All rights reserved.