

# WACKY WHEELS



PUBLISHED BY APOGEE SOFTWARE, LTD.

# WACKY WHEELS



**“Wacky Wheels, the race car game you’ll hate to finish!”**



SULTAN



BLOMBO



MORRIS



UNO



PEGGLES



RINGO



RAZER



TIGI

*Wacky Wheels* comes loaded with hilarious effects and antics. The high speed action will grip your attention and hook you, so that you’re always wanting to play, more and more! We suggest that before you start to play, take your phone off the hook (unless you’re playing via modem) and put a do not disturb sign on the door, because once addicted, *Wacky Wheels* will become your sole reason for existence.

Ladies and gentlemen, start your engines and get ready for the ride of your life.

## TABLE OF CONTENTS

INTRODUCTION.....	1
SYSTEM REQUIREMENTS/INSTALLATION.....	2
MAIN MENU.....	3
SINGLE PLAYER RACING.....	3
TWO PLAYER RACING.....	4
TWO PLAYER SHOOT OUT.....	4
WACKY DUCK SHOOT.....	4
COMM-BAT™ (MODEM PLAY).....	5
REMOTERIDICULE™ .....	5
OBJECTS AND HINTS.....	6
CONTROLLING THE RACERS.....	7
CHEAT CODE.....	7
TECHNICAL ASSISTANCE.....	8



# WACKY WHEELS

## PLEASE DON'T MAKE ILLEGAL COPIES OF THIS SOFTWARE

*Wacky Wheels* was produced through the efforts of many people. The program was created by talented artists, designers, programmers and musicians. Everyone along the line relies on sales of the program for their living. This program is protected by federal and international copyright.

Help preserve jobs by honoring the copyright of the program. Don't make illegal copies for others who have not paid for the right to use the program. To report copyright violations to the Software Publishers Association call **1-800-388-PIR8** or write:

Software Publishers Association  
1730 M St. NW Suite 700  
Washington, DC 20036-4510  
Fax: 1-202-223-8756



## SYSTEM REQUIREMENTS

*Wacky Wheels* requires an IBM™ or 100% compatible 386 or better computer with 2 Mb RAM (4 Mb recommended), a VGA graphics card, and 8.8 Mb free space on a hard disk drive. Joystick(s) or Gravis GamePad are optional. *Wacky Wheels* supports any of the following sound cards (or a 100% compatible): Sound Blaster™, Sound Blaster Pro/16™, AdLib™, Roland Sound Canvas™, Pro-Audio Spectrum™, Gravis UltraSound™, AWE32™, or any General MIDI™ device. The use of a sound card is recommended.

## INSTALLATION

To play *Wacky Wheels*, you must first install the game. The program's installation utility will place all the necessary files on your hard drive. To install the game, follow these simple instructions.

1. Place Disk 1 into the appropriate disk drive. Type "A:" or "B:" depending on the drive selected, and press the ENTER key.
2. Type INSTALL and press the ENTER key.
3. Follow the instructions in the installation program.
4. After installation is complete, type SETUP and press the ENTER key to configure *Wacky Wheels*.
5. Once the setup is complete, type WW and press the ENTER key to play the game. Happy Racing!



# WACKY WHEELS



## MAIN MENU

After the title sequence, the *Main Menu* screen will be displayed. Use the Up and Down arrow keys to move the hedgehogs beside your selection, then press the ENTER key to activate your selection.



Car selection screen

## SINGLE PLAYER RACING

It's a zoo out there, and you've got to be a little nuts to want to play with these animals. After selecting the single player mode, you must choose your driver from one of eight different animal characters. Use the arrow keys to move your selection over the person pointing up, then press the ENTER key.

Next, the *Difficulty Level* screen will be displayed. *Wacky Wheels* has five levels to choose from:


- AMATEUR CLASS** – Easy difficulty, for beginning game players. This option will help to familiarize you with the tracks.
- PRO CLASS** – Medium difficulty, for the average game player who wants a challenge.
- CHAMPION CLASS** – Hardest difficulty, for the advanced game player.
- TIME TRIAL** – Race against the clock to help familiarize yourself with the tracks without the other racers.
- KID MODE** – This mode is for young children who may experience difficulty controlling the cars.

Use the arrow keys to move to the selection of your choice, and press the ENTER key.

After choosing the difficulty level, there are four other selection screens that follow:



**LAP SCREEN**– Select from six, eight, or ten lap races.



**HORSEPOWER SCREEN**– Select from the 12HP(faster) and 6HP(slower) engines.



**RACES SCREEN**– Select from regular races or bonus pack races. The bonus pack races can only be selected if you have purchased the bonus pack. (See bonus track upgrade offer.)



**RACE DIVISION AND TRACKS**– Select from the Bronze, Silver, or Gold wheels race divisions. Races will proceed in order, with 5 tracks in each division.



# WACKY WHEELS



Split screen mode



Full screen mode  
(modem/serial only)

## TWO PLAYER RACING

So, you've tamed these wild beasts and you're looking for a new challenge. How about kickin' your best friend's butt in two player racing? *Wacky Wheels* has a two player mode with the use of one computer, serial link, or modem. This option is great for head-to-head racing action for game players with a modem or serial link to a second computer; however, the use of one computer is just as fun.

Joystick(s), Gravis GamePad, or a keyboard (or a combination of these) may be used in order to control the action in two player mode. The SETUP program, Game options, or *Wacky Wheels* Info menu option all have more helpful information on configuring your system for two player mode. All keyboard configurations may be reconfigured in the SETUP program to almost any possible combination, including the use of two joysticks.

Any time during the race, pressing the ESC key will bring up the race menu. This menu is a helpful way to pause the game. In addition, you can save, quit, or restart the race from this menu.



Fry your friend!


## TWO PLAYER SHOOT OUT

Are you tired of the other animals getting in the way of what's really important—like trashing your friend with a hedgehog? In the Shoot Out zones, you can concentrate on turning your friend into roadkill without the distraction of the other animals to get in the way of your fun. The object is simple; blast a hedgehog up your pal's tail-pipe before he blasts you.



Shoot all you can before time runs out!

## WACKY DUCK SHOOT



Head-to-head is a lot more than it's *quacked* up to be; maybe you should practice a little with something that doesn't shoot back. The Duck Shoot is a perfect place to hone your skills and sharpen your aim. The objective during the duck shoot is quite simply to blast as many ducks as you can within two minutes.



# WACKY WHEELS



## COMM-BAT™ PLAY (Modem or Serial Cable)

The little beasts are truly hell on wheels, but only your best friend can give you the game of your life. That's what Comm-bat™ play is for. Using either a modem or serial cable, you can connect two computers for head-to-head action.



To configure your system to use Comm-bat™ play, you must first run the setup program and make all the appropriate selections for your machine. If you have any technical questions, please consult the WW-HELP.EXE file for helpful information.



After selecting Comm-bat™, choose between the modem or serial cable option. Once your modem or serial connection is made, player one will begin selecting the options for the game.

The options for game setup are the same as two player racing, starting with the option of the Head-to-Head or Shoot Out Zones, continuing in order with all options until the track and division screen. *Please see two player racing for more detailed options.*

## REMOTERIDICULE™

During head-to-head racing, the RemoteRidicule™ feature allows you to send that special someone a message, to show just how much you care. This FTA (funny teasing animation) message is not a bouquet of flowers in a heart shaped coffee mug. Instead, it's a devilishly distracting diversion that will taunt your opponent.

RemoteRidicule™ is fun and easy to use. Each player has 6 different quick keys to access the RemoteRidicule™ mode:

Player #1 uses the keys "1-6".

Player #2 uses the keys "F1-F6".

P1 press 1  
P2 press F1

P1 press 2  
P2 press F2

P1 press 3  
P2 press F3

P1 press 4  
P2 press F4

P1 press 5  
P2 press F5

P1 press 6  
P2 press F6



# WACKY WHEELS

## OBJECTS




You can run over the above hedgehogs and shoot them at your opponents. The number of hogs you have left is on the screen.

In addition to hogs, there are objects with yellow hand pointers on top of them that can be held and dropped in strategic locations. Once dropped, other racers who hit them will spin out of control or have to drive upside down!

The special items are:



**MATCH BOX**— When fired, a deadly triple fireball torpedo waxes all in its path. This is deadly in “shoot out” zones.



**BOMB**— When dropped on the track the black bomb is lit and becomes red. This will destroy a player.



**OIL CAN**— When dropped, an oil slick forms on the track.



**DEVIL PUPS**— When dropped, the two devil pups will move left and right on the track creating havoc.



**UPSIDE DOWN HOG**— When dropped on the track, it turns into a dead hog. When hit, the unlucky players’ screen turns upside down.

## HINTS

If you’re having a little trouble winning races, here are some helpful hints:

- Using the hand brake is an excellent way to make difficult turns, especially in Comm-bat™ mode. By pushing only the hand brake, the vehicle will make a 90° left turn, by pushing the hand brake and the right turn key, the vehicle will make a 90° right turn.

- Certain road surfaces can help you: Turbo blocks speed you up, Jump blocks bounce you into the air to avoid hurled hogs and to help pass opponents.

- Stay on the road, because off-road driving will slow you down severely.



- Driving into deep water puts you into periscope mode, making you hard to detect in Comm-bat™ zones.

- Save hedgehogs to shoot racers that are ahead of you. Also, collect as many hedgehogs as you can, because they will carry over to the next race.



- Some road surfaces allow you to better control your steering, but slick surfaces will cause you to skid sideways.

- Crashing into posts makes for amusing entertainment (but a short race), as the animal character flies through the air and smashes into your monitor.



# WACKY WHEELS

## CONTROLLING THE WACKY RACERS

You can play *Wacky Wheels* by using a joystick, Gravis GamePad, or the keyboard. The following outlines the player input actions and the functions they control:




### JOYSTICK

Left, Right	Steers car
Button 1	Accelerate
Button 2	Fire Hog



### GRAVIS GAMEPAD

Left, Right	Steers car
Button 1	Accelerate
Button 2	Fire Hog
Button 3	Brake
Button 4	Hand Brake (90 degree turn)



### KEYBOARD

<b>Player 1</b>	(Default)
Left Arrow	Left turn
Right Arrow	Right turn
Spacebar	Hand brake turn (90 degree turn)
Down Arrow	Brake
Ctrl	Fire Hog or drop item
Alt	Accelerate
F1-F6	RemoteRidicule™
<b>Player 2</b>	(Default)
D	Left turn
F	Right turn
G	Hand brake turn (90 degree turn)
H	Brake
S	Fire Hog or drop item
A	Accelerate
1-6	RemoteRidicule™

## GET THE WINNING EDGE!

Here's some help in the form of the cheat code. In racing mode only, hold down the fire key for a few seconds, and an ice cube will appear in the weapons window in the lower right corner. When fired at other animals, it will stall their engine for a short time. In Comm-bat™ mode and two player head-to-head, hold down the fire and brake key at the same time, for instant turbo mode.





# WACKY WHEELS

## DO YOU REQUIRE FURTHER TECHNICAL ASSISTANCE?

As a registered user of *Wacky Wheels*, you are welcome to contact our Technical Support and Hints Department for any assistance required. Technical support and hints may be received by calling **(214) 278-5655**, Monday through Friday, between 8:00 a.m. and 6:00 p.m., Central Standard Time. Or fax us at **(214) 278-4670**, 24 hours a day. You may prefer to write. Send correspondence to:

**Apogee Software, Ltd.  
Technical Support/Game Hints Department  
P.O. Box 496389  
Garland, TX 75049-6389**

To assist us in providing you with faster service, please have your order number ready and be at your computer system when making the call. Written inquires should include your order number, system type and accessories, and any "terminate and stay resident" (TSR) programs you are currently running.

Please do not call the 1-800 number for technical support or game hints, as this information will not be provided on this line.

There is a file included with the *Wacky Wheels* game disks which contains some basic technical support information. This file is named WW-HELP.EXE. If you are having difficulty running *Wacky Wheels* once it has been installed, please consult this file before you call Apogee. The file contains solutions to the most commonly encountered problems of our customers.

## THANKS FROM APOGEE!

All of us at Apogee would like to express our sincere appreciation for your purchase of this software package. Much time and effort goes into the development of our software, and your support ensures that we can continue to offer quality software entertainment.

## APOGEE SOFTWARE

Apogee Software, Ltd. is the publisher of *Wacky Wheels* and other games and educational software for IBM™ and compatibles. For information about all the products available from Apogee call **1-800-APOGEE1**—ask for a catalog.

## COPYRIGHTS AND TRADEMARKS!

Copyright ©1994 Beavis-Soft and Apogee Software, Ltd. All other trademarks are the property of their respective owners.



## WACKY WHEELS

*Wacky Wheels* is so much fun...  
you'll hate to finish!

If you are a registered user of *Wacky Wheels*,  
then upgrade the game to continue the fun with more  
exciting tracks and breathtaking antics!

*Wacky Wheels* is the wild kingdom of Formula-1 racing. And with this special offer, you can continue to enjoy the hilarious antics and exciting action that makes *Wacky Wheels* like no other 3-D point-of-view racing game.

- 21 new unique race tracks!
- Tons of new graphics!
- 11 new exciting Comm-bat™ head-to-head tracks!
- More songs and multi-channel digital sound effects!
- 6 extra shootout zones where you can blast your friends into next year!
- And much, much more!

**Important:** This offer is for players who have purchased the original registered *Wacky Wheels* only. If you already have the registered and upgraded package, this upgrade offer is not for you.

Here's how to order the remaining action-packed tracks and Comm-bat™ zones:

1. Complete the order form on the reverse side of this page, tear at the perforation and fold.
2. Include your payment in the amount of \$20.00 plus shipping and handling.
3. Send the order form and payment to the address below:

**Apogee Software, Ltd.  
Wacky Wheels Upgrade Offer  
P.O. Box 496389  
Garland, TX 75049-6389**

Sorry, phone and fax orders for the *Wacky Wheels* Upgrade will not be accepted.

**Yes, I want to continue the fun; please send me the *Wacky Wheels Super Upgrade* offer today!**

**PURCHASER/PAYMENT INFORMATION** (Please print clearly )

Name: \_\_\_\_\_

Company: \_\_\_\_\_

Address: \_\_\_\_\_ Apt/Suite# \_\_\_\_\_

City: \_\_\_\_\_ State/Province: \_\_\_\_\_

Zip/Postal Code: \_\_\_\_\_

Country: \_\_\_\_\_

Phone: ( \_\_\_\_ ) \_\_\_\_\_ Fax: ( \_\_\_\_ ) \_\_\_\_\_

Check  one:     Check\*             Money Order\*     Visa  
                          MasterCard         Discover

**\*Payment must be made in U.S. funds and drawn against a U.S. bank. Please do not send cash.**

Card Number: \_\_\_\_\_

Expiration Date: \_\_\_\_\_

Signature: \_\_\_\_\_

**SYSTEM INFORMATION** (Check the boxes which apply )

Graphics:     SVGA             VGA

Disk Size:     3.5" HD (1.44M)     5.25" HD (1.2M)

Computer Type:     Pentium     486     386

**ORDER SUB-TOTAL**

**\$20.00**

**TEXAS  
TAX**

**8.25%**—Addison, Buckingham, Carrollton, Cockrell Hill, Dallas, Farmers Branch, Garland, Glenn Heights, Highland Park, Irving, Plano, Richardson, Rowlett, University Park

**7.25%**—All other Texas cities or towns

**SHIP &  
HAND**

**\$5**-United States, **\$6**-Canada/Mexico; **\$8**-All others

**ORDER TOTAL**

## **CREDITS**

**Programming**  
Andrew Edwardson

**Art and Design**  
Shaun Gadalla

**Sound System**  
Jim Dose'

**Music**  
Mark Klem

**Cover Illustration**  
Robert G. Depew

**Manual Design**  
Robert M. Atkins

**Financing & Resources**  
Apogee Software, Ltd.

**Special Thanks to**  
"The Apogee Beta Testers"

